

elpaso

Energy CAP

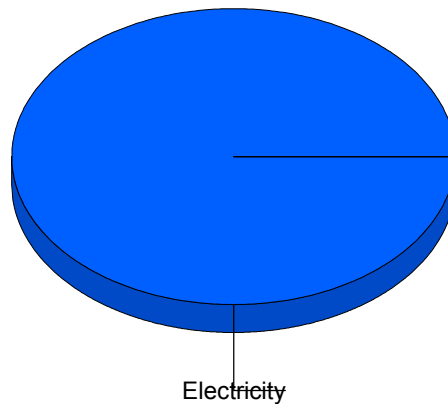
Cost Avoidance Program

Cost Summary Graph

Grouped by Energy Type

Energy Type	Use	Units	Meter Cost	Special Charges	Total Cost	Avg Unit Cost	% of Total Cost
Site: ALAMO ELEMENTARY SCH - ALAMO ELEMENTARY SCH							
Electricity		3,500 KWH	\$403.92	\$0.00	\$403.92	0.1154	100.00%
Total Cost:			\$403.92	\$0.00	\$403.92		

For ALAMO
ELEMENTARY
SCH



■ Electricity	100.0%
Total:	100.0%

Filters: Cost Center Name Not Equal To DoNotReport; Billing Period Equal To 201307All Meter CodesAll Group Names

elpaso

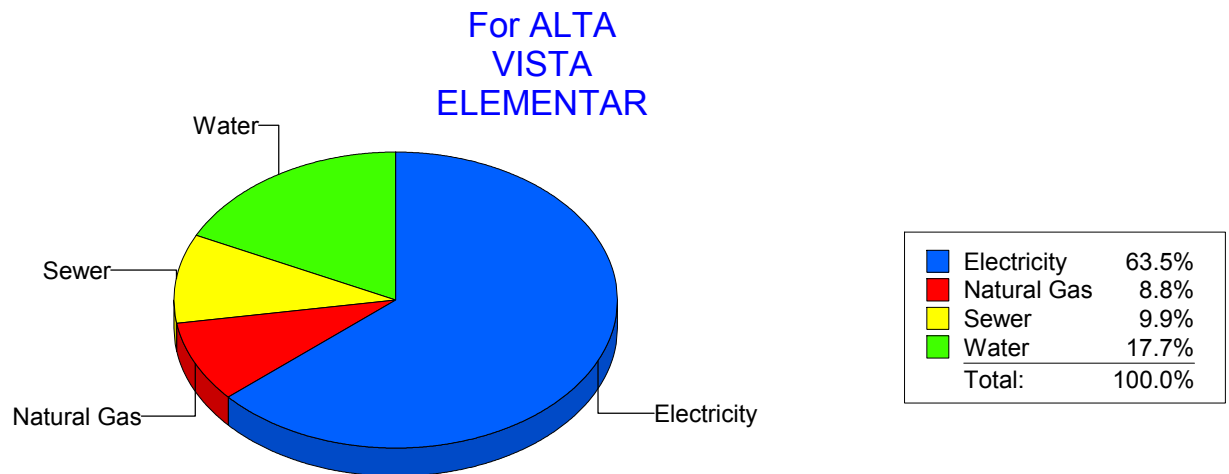
Energy CAP

Cost Avoidance Program

Cost Summary Graph

Grouped by Energy Type

Energy Type	Use	Units	Meter Cost	Special Charges	Total Cost	Avg Unit Cost	% of Total Cost
Site: ALTA VISTA ELEMENTAR - ALTA VISTA ELEMENTAR							
Electricity	12,000	KWH	\$1,354.76	\$0.00	\$1,354.76	0.1129	63.55%
Natural Gas	192	CCF	\$188.13	\$0.00	\$188.13	0.9798	8.82%
Water	184	CCF	\$378.09	\$0.00	\$378.09	2.0548	17.74%
Sewer	104	CCF	\$210.84	\$0.00	\$210.84	2.0273	9.89%
Total Cost:			\$2,131.82	\$0.00	\$2,131.82		



Filters: Cost Center Name Not Equal To DoNotReport; Billing Period Equal To 201307All Meter CodesAll Group Names

elpaso

Energy CAP

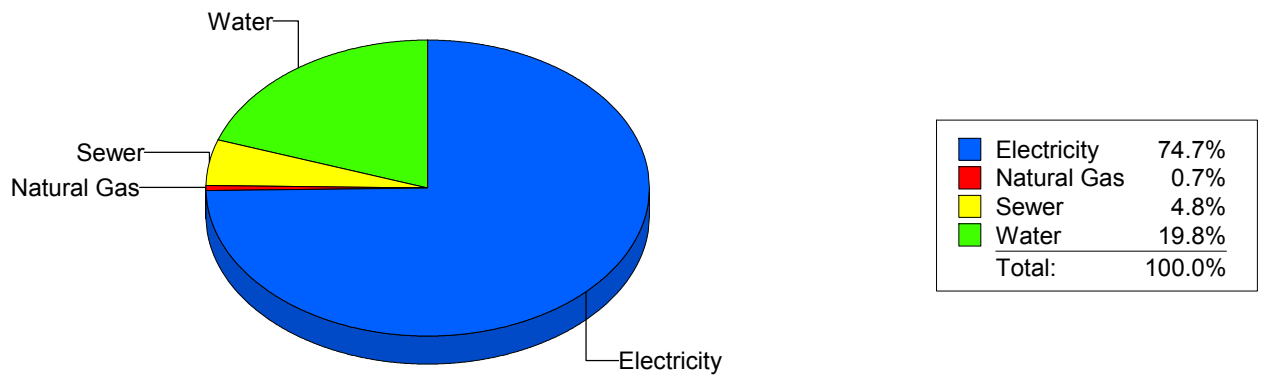
Cost Avoidance Program

Cost Summary Graph

Grouped by Energy Type

Energy Type	Use	Units	Meter Cost	Special Charges	Total Cost	Avg Unit Cost	% of Total Cost
Site: ANDRESS HIGH SCHOOL - ANDRESS HIGH SCHOOL							
Electricity	137,388	KWH	\$16,435.91	\$0.00	\$16,435.91	0.1196	74.74%
Natural Gas	38	CCF	\$144.36	\$0.00	\$144.36	3.7989	0.66%
Water	1,775	CCF	\$4,360.83	\$0.00	\$4,360.83	2.4568	19.83%
Sewer	653	CCF	\$1,049.97	\$0.00	\$1,049.97	1.6079	4.77%
Total Cost:			\$21,991.07	\$0.00	\$21,991.07		

For ANDRESS
HIGH SCHOOL



Filters: Cost Center Name Not Equal To DoNotReport; Billing Period Equal To 201307All Meter CodesAll Group Names

elpaso

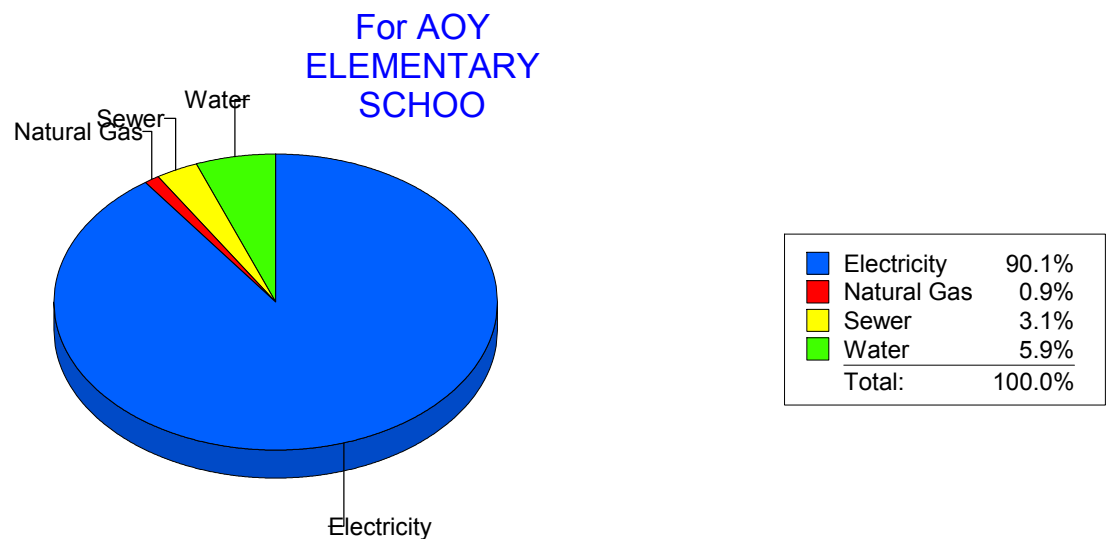
Energy CAP

Cost Avoidance Program

Cost Summary Graph

Grouped by Energy Type

Energy Type	Use	Units	Meter Cost	Special Charges	Total Cost	Avg Unit Cost	% of Total Cost
Site: AOY ELEMENTARY SCHOO - AOY ELEMENTARY SCHOO							
Electricity	53,323	KWH	\$12,104.36	\$0.00	\$12,104.36	0.2270	90.09%
Natural Gas	75	CCF	\$120.96	\$0.00	\$120.96	1.6128	0.90%
Water	176	CCF	\$792.51	\$0.00	\$792.51	4.5029	5.90%
Sewer	98	CCF	\$417.98	\$0.00	\$417.98	4.2651	3.11%
Total Cost:			\$13,435.81	\$0.00	\$13,435.81		



Filters: Cost Center Name Not Equal To DoNotReport; Billing Period Equal To 201307All Meter CodesAll Group Names

elpaso

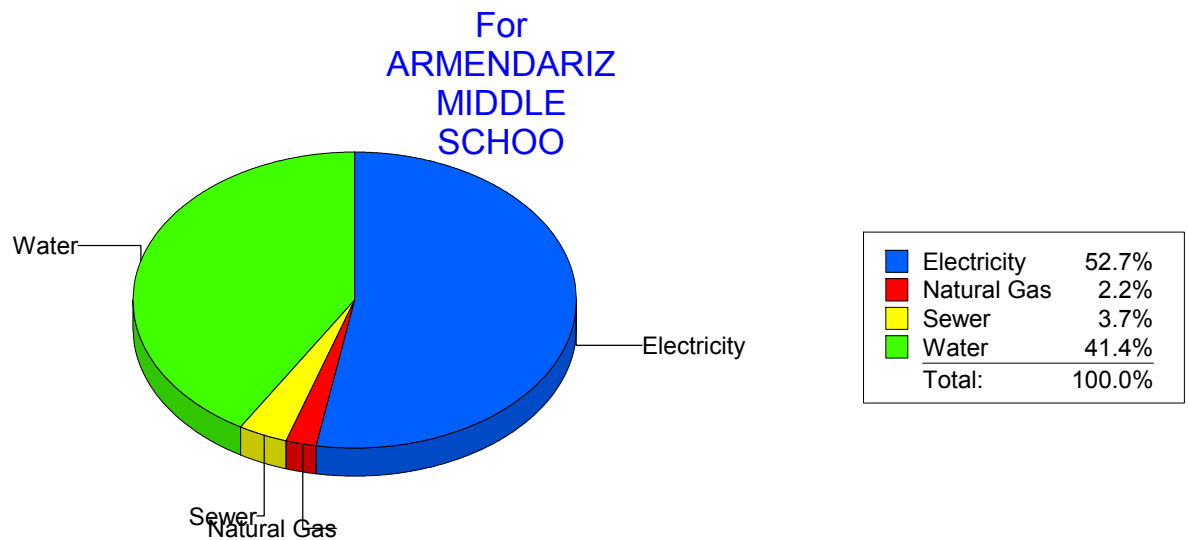
Energy CAP

Cost Avoidance Program

Cost Summary Graph

Grouped by Energy Type

Energy Type	Use	Units	Meter Cost	Special Charges	Total Cost	Avg Unit Cost	% of Total Cost
Site: ARMENDARIZ MIDDLE SCHOO - ARMENDARIZ MIDDLE SCHOO							
Electricity	54,500	KWH	\$6,305.43	\$0.00	\$6,305.43	0.1157	52.68%
Natural Gas	377	CCF	\$261.60	\$0.00	\$261.60	0.6939	2.19%
Water	1,559	CCF	\$4,960.57	\$0.00	\$4,960.57	3.1819	41.44%
Sewer	154	CCF	\$441.75	\$0.00	\$441.75	2.8685	3.69%
Total Cost:			\$11,969.35	\$0.00	\$11,969.35		



Filters: Cost Center Name Not Equal To DoNotReport; Billing Period Equal To 201307All Meter CodesAll Group Names

elpaso

Energy CAP

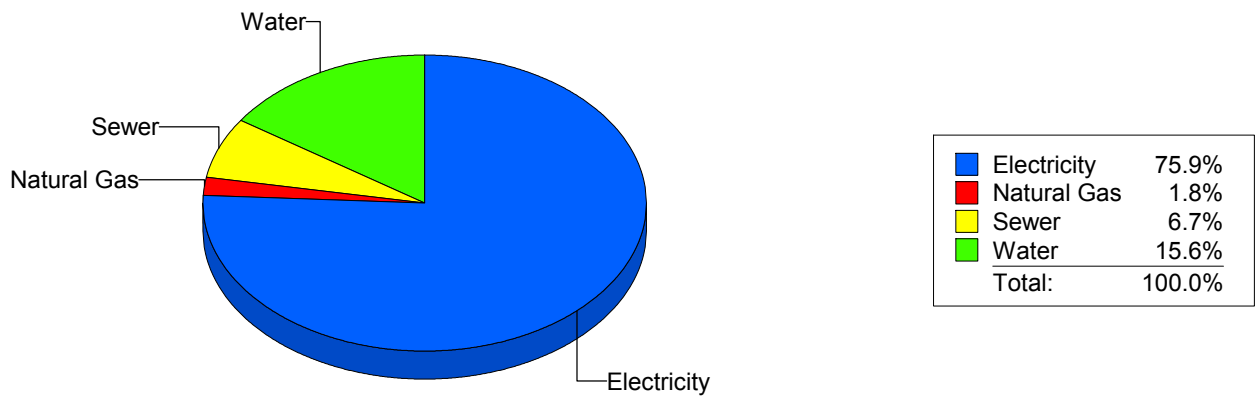
Cost Avoidance Program

Cost Summary Graph

Grouped by Energy Type

Energy Type	Use	Units	Meter Cost	Special Charges	Total Cost	Avg Unit Cost	% of Total Cost
Site: AUSTIN HIGH SCHOOL - AUSTIN HIGH SCHOOL							
Electricity	229,066	KWH	\$22,278.98	\$0.00	\$22,278.98	0.0973	75.93%
Natural Gas	668	CCF	\$520.48	\$0.00	\$520.48	0.7792	1.77%
Water	1,638	CCF	\$4,584.65	\$0.00	\$4,584.65	2.7989	15.63%
Sewer	988	CCF	\$1,956.54	\$0.00	\$1,956.54	1.9803	6.67%
Total Cost:			\$29,340.65	\$0.00	\$29,340.65		

For AUSTIN
HIGH SCHOOL



Filters: Cost Center Name Not Equal To DoNotReport; Billing Period Equal To 201307All Meter CodesAll Group Names

elpaso

Energy CAP

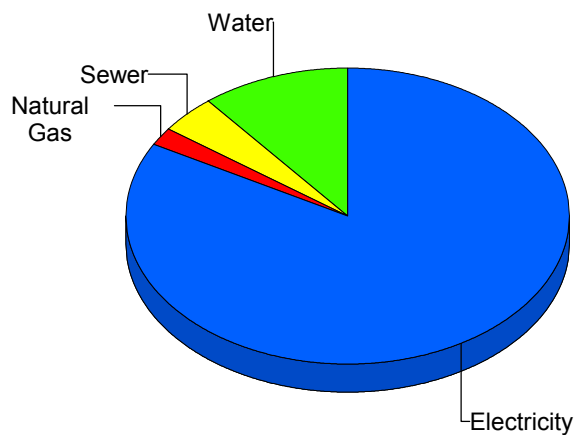
Cost Avoidance Program

Cost Summary Graph

Grouped by Energy Type

Energy Type	Use	Units	Meter Cost	Special Charges	Total Cost	Avg Unit Cost	% of Total Cost
Site: BARRON - BARRON							
Electricity	35,403	KWH	\$6,909.17	\$0.00	\$6,909.17	0.1952	82.97%
Natural Gas	167	CCF	\$174.51	\$0.00	\$174.51	1.0450	2.10%
Water	103	CCF	\$905.40	\$0.00	\$905.40	8.7903	10.87%
Sewer	61	CCF	\$338.55	\$0.00	\$338.55	5.5500	4.07%
Total Cost:			\$8,327.63	\$0.00	\$8,327.63		

For BARRON



Electricity	83.0%
Natural Gas	2.1%
Sewer	4.1%
Water	10.9%
Total:	100.0%

Filters: Cost Center Name Not Equal To DoNotReport; Billing Period Equal To 201307All Meter CodesAll Group Names

elpaso

Energy CAP

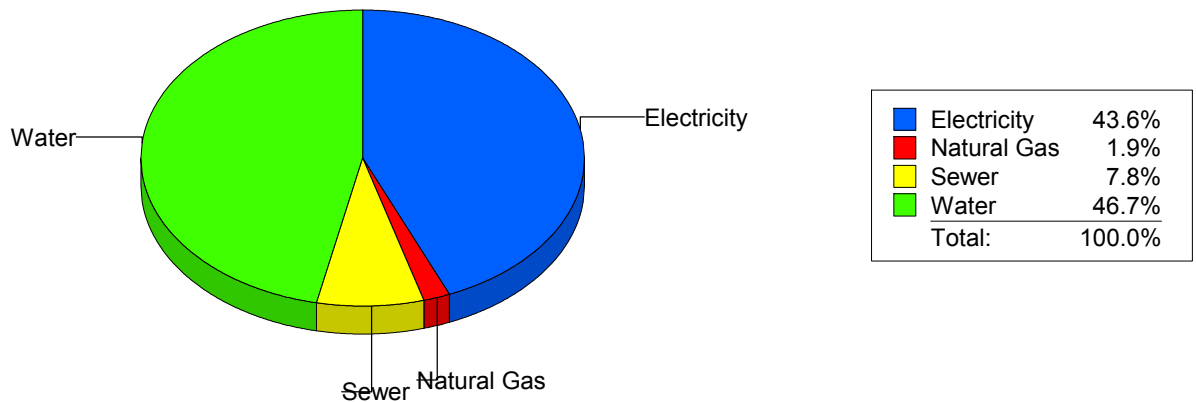
Cost Avoidance Program

Cost Summary Graph

Grouped by Energy Type

Energy Type	Use	Units	Meter Cost	Special Charges	Total Cost	Avg Unit Cost	% of Total Cost
Site: BASSET MIDDLE SCHOOL - BASSET MIDDLE SCHOOL							
Electricity	37,790	KWH	\$4,307.37	\$0.00	\$4,307.37	0.1140	43.61%
Natural Gas	185	CCF	\$185.57	\$0.00	\$185.57	1.0031	1.88%
Water	1,604	CCF	\$4,616.75	\$0.00	\$4,616.75	2.8783	46.74%
Sewer	448	CCF	\$767.07	\$0.00	\$767.07	1.7122	7.77%
Total Cost:			\$9,876.76	\$0.00	\$9,876.76		

For BASSET
MIDDLE
SCHOOL



Filters: Cost Center Name Not Equal To DoNotReport; Billing Period Equal To 201307All Meter CodesAll Group Names

elpaso

Energy CAP

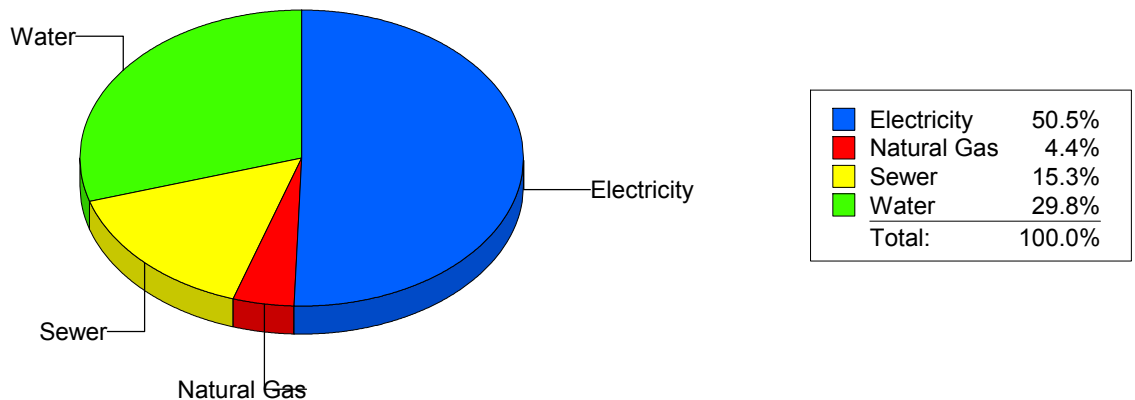
Cost Avoidance Program

Cost Summary Graph

Grouped by Energy Type

Energy Type	Use	Units	Meter Cost	Special Charges	Total Cost	Avg Unit Cost	% of Total Cost
Site: BEALL ELEMENTARY SCH - BEALL ELEMENTARY SCH							
Electricity	8,694	KWH	\$998.75	\$0.00	\$998.75	0.1149	50.53%
Natural Gas	5	CCF	\$86.13	\$0.00	\$86.13	17.2260	4.36%
Water	230	CCF	\$589.59	\$0.00	\$589.59	2.5634	29.83%
Sewer	111	CCF	\$302.01	\$0.00	\$302.01	2.7208	15.28%
Total Cost:			\$1,976.48	\$0.00	\$1,976.48		

For BEALL
ELEMENTARY
SCH



Filters: Cost Center Name Not Equal To DoNotReport; Billing Period Equal To 201307All Meter CodesAll Group Names

elpaso

Energy CAP

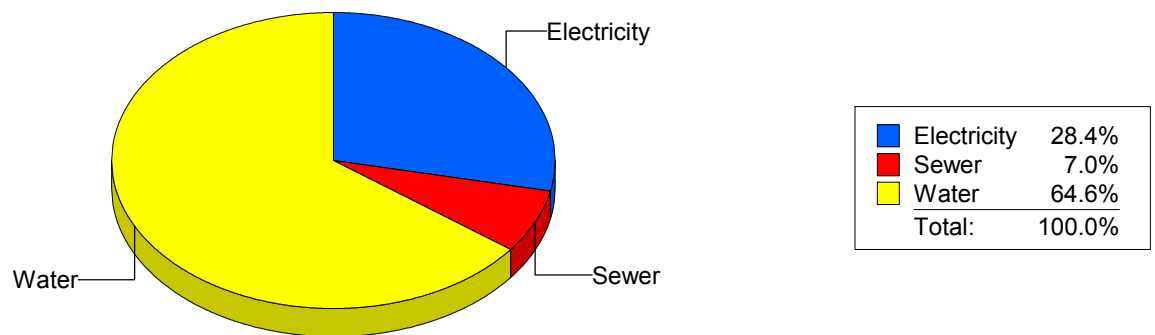
Cost Avoidance Program

Cost Summary Graph

Grouped by Energy Type

Energy Type	Use	Units	Meter Cost	Special Charges	Total Cost	Avg Unit Cost	% of Total Cost
Site: BLISS ELEMENTARY - BLISS ELEMENTARY							
Electricity	9,972	KWH	\$1,283.02	\$0.00	\$1,283.02	0.1287	28.37%
Water	715	CCF	\$2,921.35	\$0.00	\$2,921.35	4.0858	64.59%
Sewer	123	CCF	\$318.57	\$0.00	\$318.57	2.5900	7.04%
Total Cost:			\$4,522.94	\$0.00	\$4,522.94		

For BLISS
ELEMENTARY



Filters: Cost Center Name Not Equal To DoNotReport; Billing Period Equal To 201307All Meter CodesAll Group Names

elpaso

Energy CAP

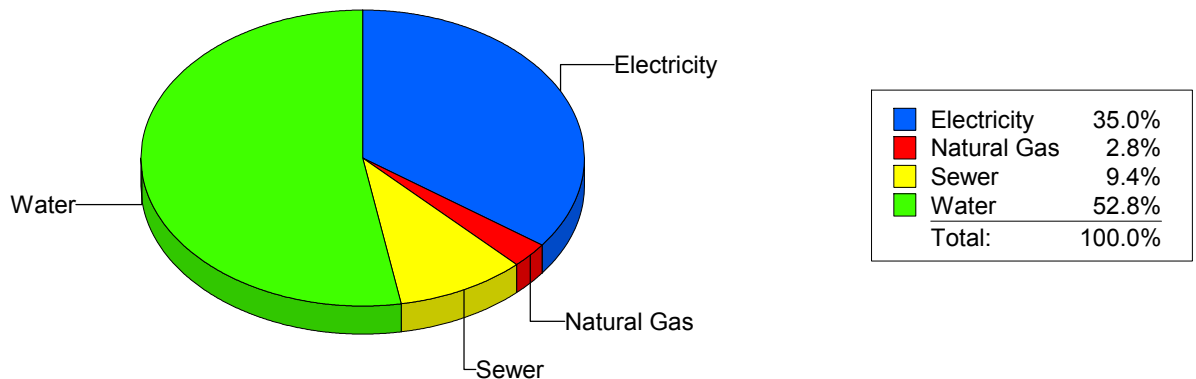
Cost Avoidance Program

Cost Summary Graph

Grouped by Energy Type

Energy Type	Use	Units	Meter Cost	Special Charges	Total Cost	Avg Unit Cost	% of Total Cost
Site: BOND - BOND ELEMENTARY							
Electricity	8,979 KWH		\$1,250.97	\$0.00	\$1,250.97	0.1393	34.98%
Natural Gas	34 CCF		\$100.44	\$0.00	\$100.44	2.9541	2.81%
Water	435 CCF		\$1,889.53	\$0.00	\$1,889.53	4.3437	52.84%
Sewer	86 CCF		\$334.83	\$0.00	\$334.83	3.8934	9.36%
Total Cost:			\$3,575.77	\$0.00	\$3,575.77		

For BOND
ELEMENTARY



Filters: Cost Center Name Not Equal To DoNotReport; Billing Period Equal To 201307All Meter CodesAll Group Names

elpaso

Energy CAP

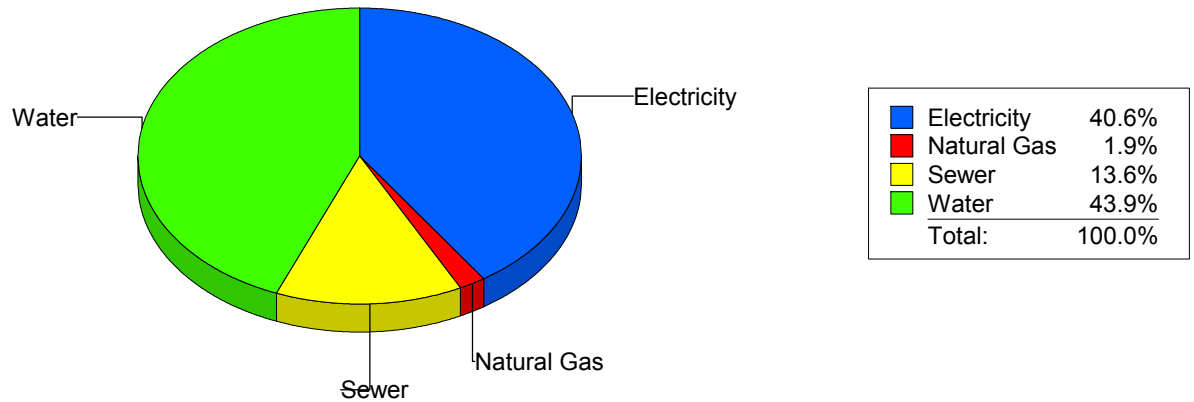
Cost Avoidance Program

Cost Summary Graph

Grouped by Energy Type

Energy Type	Use	Units	Meter Cost	Special Charges	Total Cost	Avg Unit Cost	% of Total Cost
Site: BONHAM ELEMENTARY SC - BONHAM ELEMENTARY SC							
Electricity	7,773	KWH	\$1,023.25	\$0.00	\$1,023.25	0.1316	40.57%
Natural Gas	13	CCF	\$48.28	\$0.00	\$48.28	3.7138	1.91%
Water	414	CCF	\$1,107.98	\$0.00	\$1,107.98	2.6763	43.93%
Sewer	153	CCF	\$342.90	\$0.00	\$342.90	2.2412	13.59%
Total Cost:			\$2,522.41	\$0.00	\$2,522.41		

For BONHAM
ELEMENTARY
SC



Filters: Cost Center Name Not Equal To DoNotReport; Billing Period Equal To 201307All Meter CodesAll Group Names

elpaso

Energy CAP

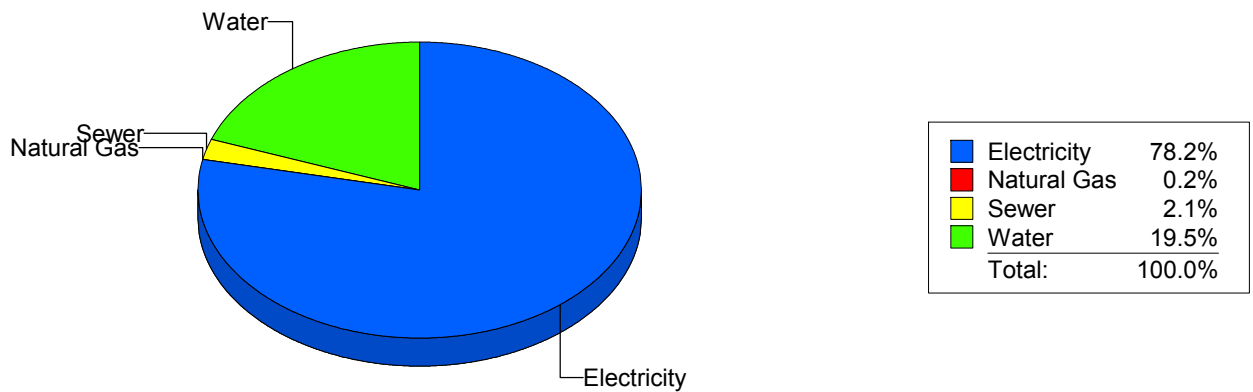
Cost Avoidance Program

Cost Summary Graph

Grouped by Energy Type

Energy Type	Use	Units	Meter Cost	Special Charges	Total Cost	Avg Unit Cost	% of Total Cost
Site: BOWIE HIGH SCHOOL - BOWIE HIGH SCHOOL							
Electricity	295,984	KWH	\$32,897.80	\$0.00	\$32,897.80	0.1111	78.22%
Natural Gas	58	CCF	\$70.67	\$0.00	\$70.67	1.2184	0.17%
Water	5,861	CCF	\$8,192.48	\$0.00	\$8,192.48	1.3978	19.48%
Sewer	328	CCF	\$898.32	\$0.00	\$898.32	2.7388	2.14%
Total Cost:			\$42,059.27	\$0.00	\$42,059.27		

For BOWIE
HIGH SCHOOL



Filters: Cost Center Name Not Equal To DoNotReport; Billing Period Equal To 201307All Meter CodesAll Group Names

elpaso

Energy CAP

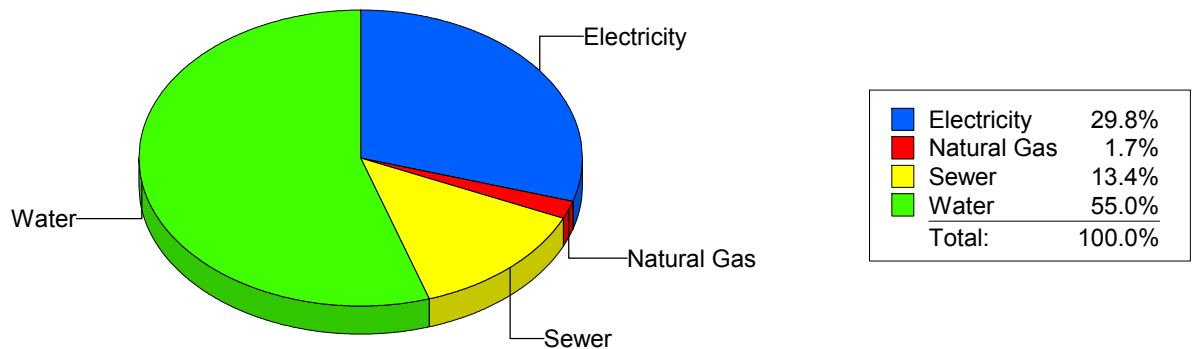
Cost Avoidance Program

Cost Summary Graph

Grouped by Energy Type

Energy Type	Use	Units	Meter Cost	Special Charges	Total Cost	Avg Unit Cost	% of Total Cost
Site: BRADLEY ELEMENTARY - BRADLEY ELEMENTARY							
Electricity	7,700	KWH	\$939.29	\$0.00	\$939.29	0.1220	29.83%
Natural Gas	24	CCF	\$53.75	\$0.00	\$53.75	2.2396	1.71%
Water	500	CCF	\$1,733.37	\$0.00	\$1,733.37	3.4667	55.05%
Sewer	140	CCF	\$422.43	\$0.00	\$422.43	3.0174	13.42%
Total Cost:			\$3,148.84	\$0.00	\$3,148.84		

For BRADLEY
ELEMENTARY



Filters: Cost Center Name Not Equal To DoNotReport; Billing Period Equal To 201307All Meter CodesAll Group Names

elpaso

Energy CAP

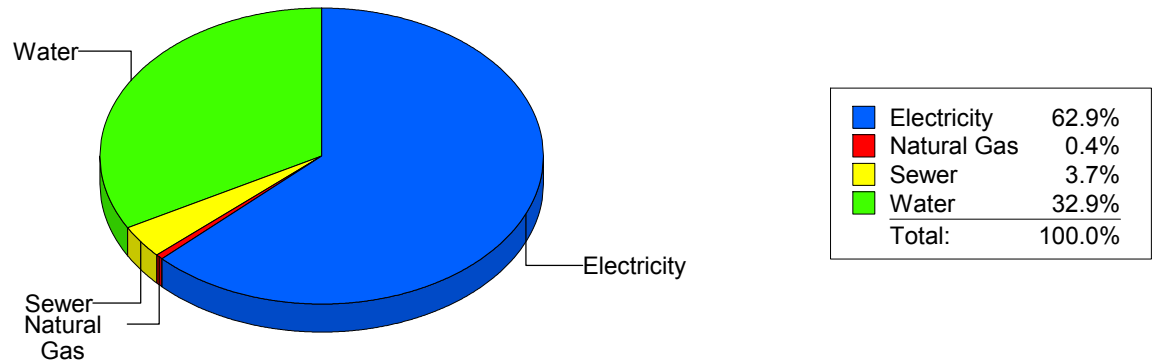
Cost Avoidance Program

Cost Summary Graph

Grouped by Energy Type

Energy Type	Use	Units	Meter Cost	Special Charges	Total Cost	Avg Unit Cost	% of Total Cost
Site: BROWN MIDDLE SCHOOL - BROWN MIDDLE SCHOOL							
Electricity	97,400	KWH	\$10,562.19	\$0.00	\$10,562.19	0.1084	62.90%
Natural Gas	57	CCF	\$70.18	\$0.00	\$70.18	1.2312	0.42%
Water	1,437	CCF	\$5,531.96	\$0.00	\$5,531.96	3.8497	32.95%
Sewer	288	CCF	\$626.67	\$0.00	\$626.67	2.1759	3.73%
Total Cost:			\$16,791.00	\$0.00	\$16,791.00		

For BROWN
MIDDLE
SCHOOL



Filters: Cost Center Name Not Equal To DoNotReport; Billing Period Equal To 201307All Meter CodesAll Group Names

elpaso

Energy CAP

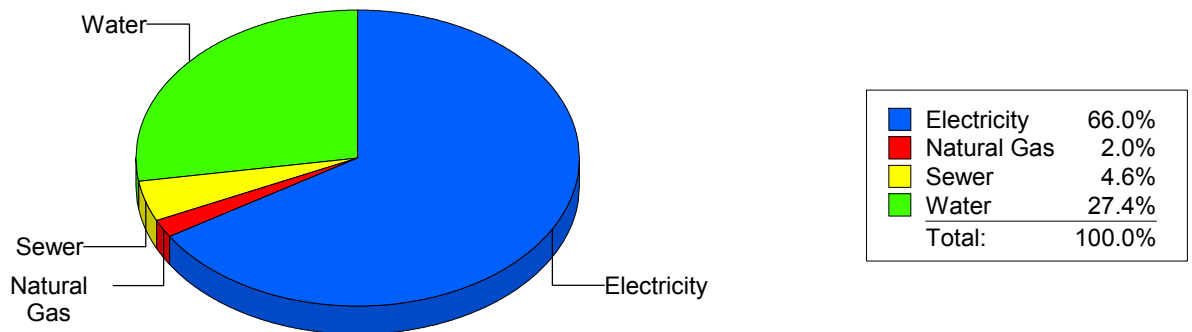
Cost Avoidance Program

Cost Summary Graph

Grouped by Energy Type

Energy Type	Use	Units	Meter Cost	Special Charges	Total Cost	Avg Unit Cost	% of Total Cost
Site: BURGESS HIGH SCHOOL - BURGESS HIGH SCHOOL							
Electricity	102,078	KWH	\$12,837.24	\$0.00	\$12,837.24	0.1258	65.98%
Natural Gas	446	CCF	\$387.15	\$0.00	\$387.15	0.8680	1.99%
Water	1,617	CCF	\$5,340.37	\$0.00	\$5,340.37	3.3026	27.45%
Sewer	373	CCF	\$892.80	\$0.00	\$892.80	2.3936	4.59%
Total Cost:			\$19,457.56	\$0.00	\$19,457.56		

For BURGESS
HIGH SCHOOL



Filters: Cost Center Name Not Equal To DoNotReport; Billing Period Equal To 201307All Meter CodesAll Group Names

elpaso

Energy CAP

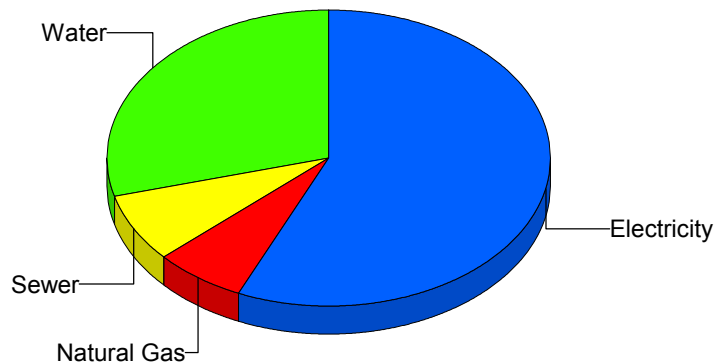
Cost Avoidance Program

Cost Summary Graph

Grouped by Energy Type

Energy Type	Use	Units	Meter Cost	Special Charges	Total Cost	Avg Unit Cost	% of Total Cost
Site: BURLESON ELEMENTARY - BURLESON ELEMENTARY							
Electricity	14,662	KWH	\$1,993.90	\$0.00	\$1,993.90	0.1360	56.67%
Natural Gas	203	CCF	\$236.82	\$0.00	\$236.82	1.1666	6.73%
Water	501	CCF	\$1,026.09	\$0.00	\$1,026.09	2.0481	29.16%
Sewer	92	CCF	\$261.60	\$0.00	\$261.60	2.8435	7.44%
Total Cost:			\$3,518.41	\$0.00	\$3,518.41		

For
BURLESON
ELEMENTARY



Electricity	56.7%
Natural Gas	6.7%
Sewer	7.4%
Water	29.2%
Total:	100.0%

Filters: Cost Center Name Not Equal To DoNotReport; Billing Period Equal To 201307All Meter CodesAll Group Names

elpaso

Energy CAP

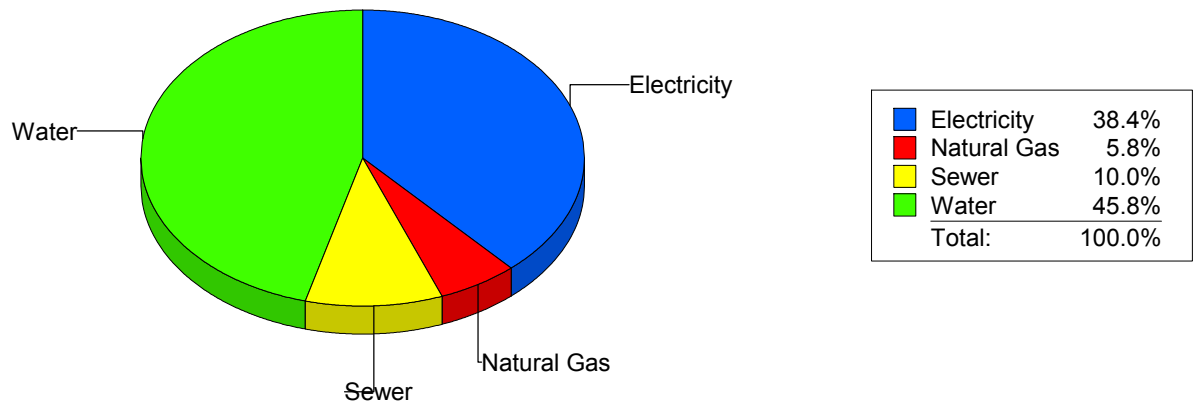
Cost Avoidance Program

Cost Summary Graph

Grouped by Energy Type

Energy Type	Use	Units	Meter Cost	Special Charges	Total Cost	Avg Unit Cost	% of Total Cost
Site: BURNET ELEMENTARY - BURNET ELEMENTARY							
Electricity	8,386	KWH	\$1,021.75	\$0.00	\$1,021.75	0.1218	38.41%
Natural Gas	59	CCF	\$154.83	\$0.00	\$154.83	2.6242	5.82%
Water	347	CCF	\$1,217.91	\$0.00	\$1,217.91	3.5098	45.78%
Sewer	95	CCF	\$265.74	\$0.00	\$265.74	2.7973	9.99%
Total Cost:			\$2,660.23	\$0.00	\$2,660.23		

For BURNET
ELEMENTARY



Filters: Cost Center Name Not Equal To DoNotReport; Billing Period Equal To 201307All Meter CodesAll Group Names

elpaso

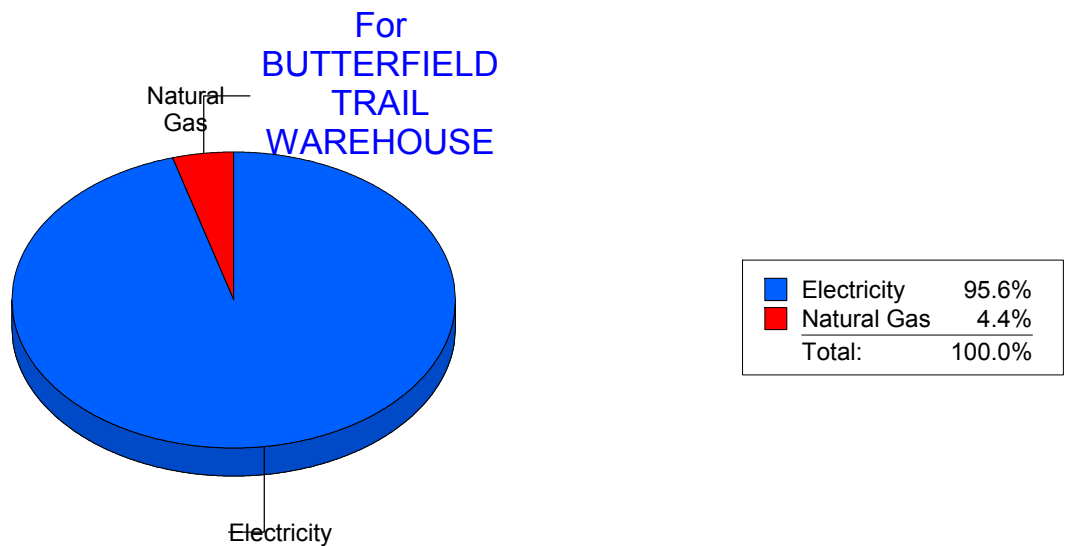
Energy CAP

Cost Avoidance Program

Cost Summary Graph

Grouped by Energy Type

Energy Type	Use	Units	Meter Cost	Special Charges	Total Cost	Avg Unit Cost	% of Total Cost
Site: BUTTERFIELDTRAILWAREHOUSE - BUTTERFIELD TRAIL WAREHOUSE							
Electricity	7,100	KWH	\$981.83	\$0.00	\$981.83	0.1383	95.64%
Natural Gas	6	CCF	\$44.80	\$0.00	\$44.80	7.4667	4.36%
Total Cost:			\$1,026.63	\$0.00	\$1,026.63		



Filters: Cost Center Name Not Equal To DoNotReport; Billing Period Equal To 201307All Meter CodesAll Group Names

elpaso

Energy CAP

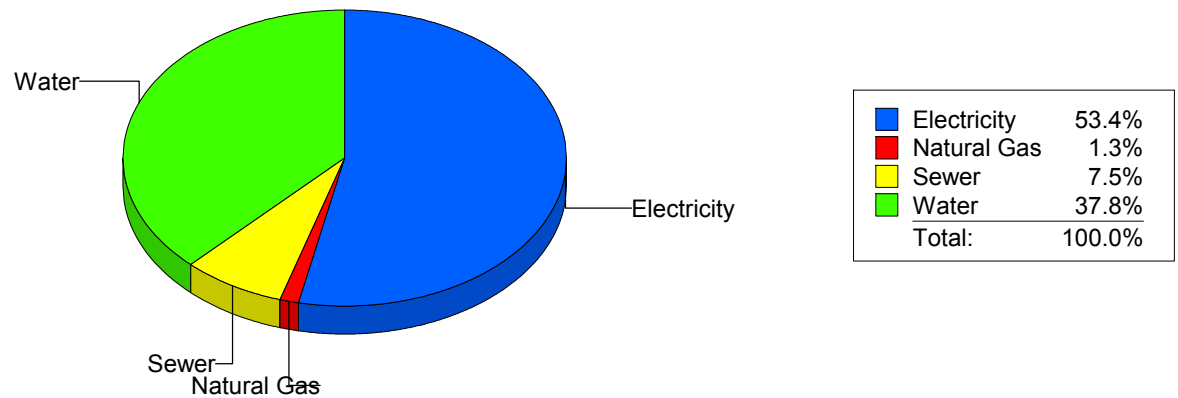
Cost Avoidance Program

Cost Summary Graph

Grouped by Energy Type

Energy Type	Use	Units	Meter Cost	Special Charges	Total Cost	Avg Unit Cost	% of Total Cost
Site: CANYON HILLS MIDDLE - CANYON HILLS MIDDLE							
Electricity	45,550	KWH	\$5,500.14	\$0.00	\$5,500.14	0.1207	53.42%
Natural Gas	100	CCF	\$133.26	\$0.00	\$133.26	1.3326	1.29%
Water	986	CCF	\$3,893.21	\$0.00	\$3,893.21	3.9485	37.81%
Sewer	225	CCF	\$768.96	\$0.00	\$768.96	3.4176	7.47%
Total Cost:			\$10,295.57	\$0.00	\$10,295.57		

For CANYON
HILLS MIDDLE



Filters: Cost Center Name Not Equal To DoNotReport; Billing Period Equal To 201307All Meter CodesAll Group Names

elpaso

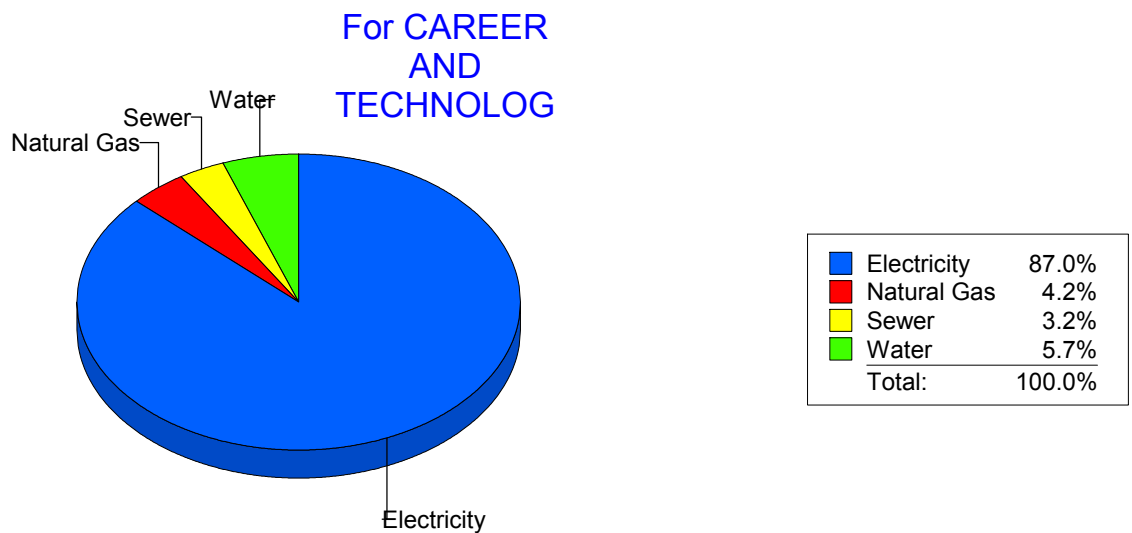
Energy CAP

Cost Avoidance Program

Cost Summary Graph

Grouped by Energy Type

Energy Type	Use	Units	Meter Cost	Special Charges	Total Cost	Avg Unit Cost	% of Total Cost
Site: CAREER AND TECHNOLOG - CAREER AND TECHNOLOG							
Electricity	105,910	KWH	\$11,262.38	\$0.00	\$11,262.38	0.1063	87.01%
Natural Gas	840	CCF	\$538.91	\$0.00	\$538.91	0.6416	4.16%
Water	288	CCF	\$732.47	\$0.00	\$732.47	2.5433	5.66%
Sewer	150	CCF	\$409.34	\$0.00	\$409.34	2.7289	3.16%
Total Cost:			\$12,943.10	\$0.00	\$12,943.10		



Filters: Cost Center Name Not Equal To DoNotReport; Billing Period Equal To 201307All Meter CodesAll Group Names

elpaso

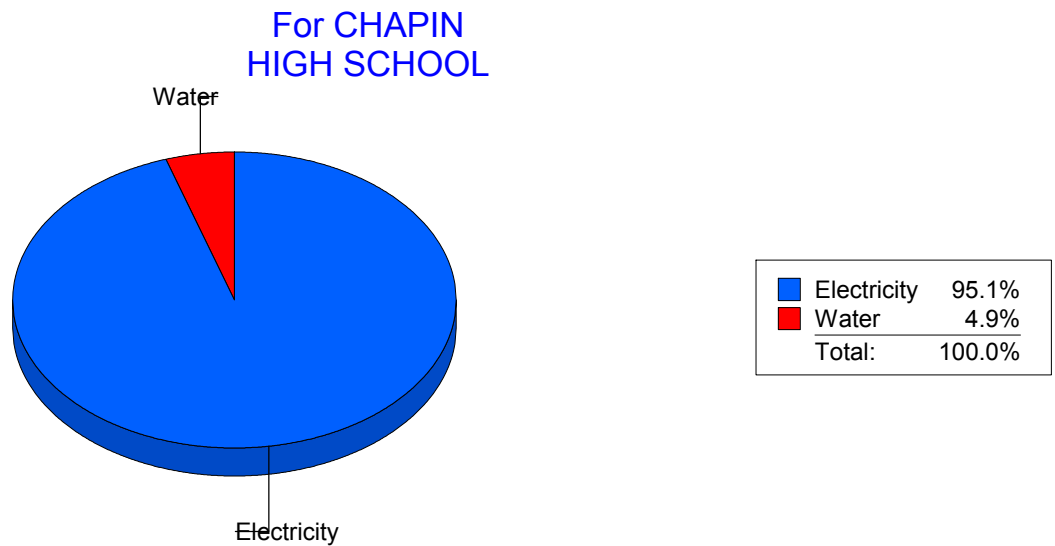
Energy CAP

Cost Avoidance Program

Cost Summary Graph

Grouped by Energy Type

Energy Type	Use	Units	Meter Cost	Special Charges	Total Cost	Avg Unit Cost	% of Total Cost
Site: CHAPIN HIGH SCHOOL - CHAPIN HIGH SCHOOL							
Electricity	265,680	KWH	\$28,887.92	\$0.00	\$28,887.92	0.1087	95.08%
Water	1,183	CCF	\$1,496.06	\$0.00	\$1,496.06	1.2646	4.92%
Total Cost:			\$30,383.98	\$0.00	\$30,383.98		



Filters: Cost Center Name Not Equal To DoNotReport; Billing Period Equal To 201307All Meter CodesAll Group Names

elpaso

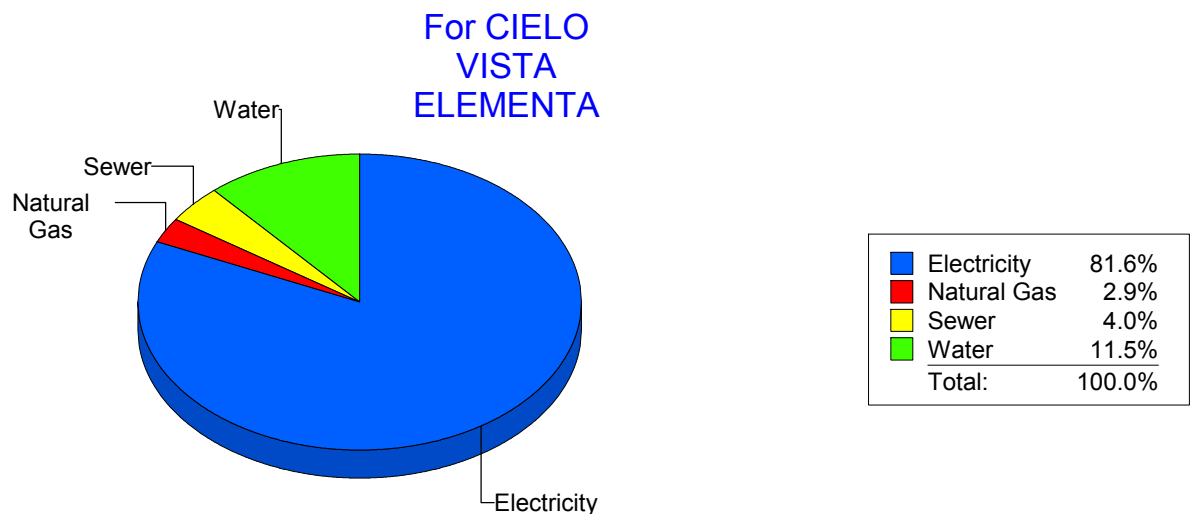
Energy CAP

Cost Avoidance Program

Cost Summary Graph

Grouped by Energy Type

Energy Type	Use	Units	Meter Cost	Special Charges	Total Cost	Avg Unit Cost	% of Total Cost
Site: CIELO VISTA ELEMENTA - CIELO VISTA ELEMENTA							
Electricity	31,280	KWH	\$4,885.29	\$0.00	\$4,885.29	0.1562	81.60%
Natural Gas	162	CCF	\$171.43	\$0.00	\$171.43	1.0582	2.86%
Water	250	CCF	\$689.07	\$0.00	\$689.07	2.7563	11.51%
Sewer	67	CCF	\$241.29	\$0.00	\$241.29	3.6013	4.03%
Total Cost:			\$5,987.08	\$0.00	\$5,987.08		



Filters: Cost Center Name Not Equal To DoNotReport; Billing Period Equal To 201307All Meter CodesAll Group Names

elpaso

Energy CAP

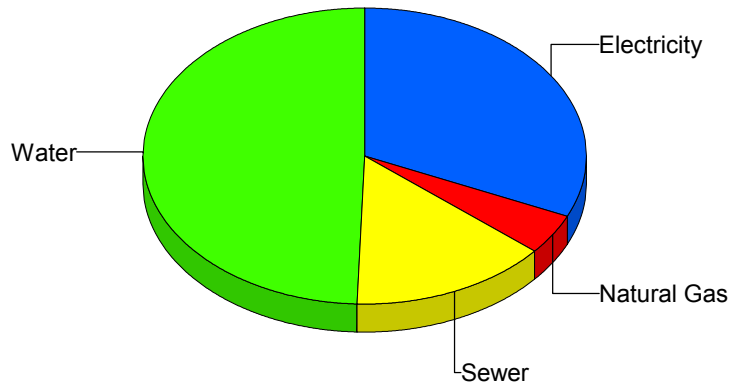
Cost Avoidance Program

Cost Summary Graph

Grouped by Energy Type

Energy Type	Use	Units	Meter Cost	Special Charges	Total Cost	Avg Unit Cost	% of Total Cost
Site: CLARDY ELEMENTARY SC - CLARDY ELEMENTARY SC							
Electricity	9,865	KWH	\$1,361.27	\$0.00	\$1,361.27	0.1380	31.74%
Natural Gas	188	CCF	\$187.41	\$0.00	\$187.41	0.9969	4.37%
Water	802	CCF	\$2,115.68	\$0.00	\$2,115.68	2.6380	49.33%
Sewer	296	CCF	\$624.63	\$0.00	\$624.63	2.1102	14.56%
Total Cost:			\$4,288.99	\$0.00	\$4,288.99		

For CLARDY
ELEMENTARY
SC



Electricity	31.7%
Natural Gas	4.4%
Sewer	14.6%
Water	49.3%
Total:	100.0%

Filters: Cost Center Name Not Equal To DoNotReport; Billing Period Equal To 201307All Meter CodesAll Group Names

elpaso

Energy CAP

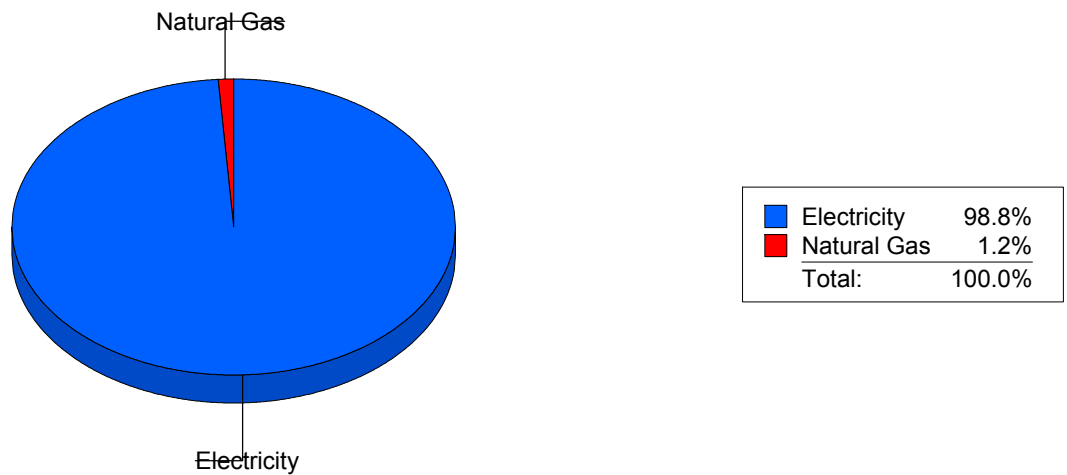
Cost Avoidance Program

Cost Summary Graph

Grouped by Energy Type

Energy Type	Use	Units	Meter Cost	Special Charges	Total Cost	Avg Unit Cost	% of Total Cost
Site: CLENDININ - CLENDININ							
Electricity	37,500	KWH	\$6,046.52	\$0.00	\$6,046.52	0.1612	98.76%
Natural Gas	69	CCF	\$76.14	\$0.00	\$76.14	1.1035	1.24%
Total Cost:			\$6,122.66	\$0.00	\$6,122.66		

For CLENDININ



Filters: Cost Center Name Not Equal To DoNotReport; Billing Period Equal To 201307All Meter CodesAll Group Names

elpaso

Energy CAP

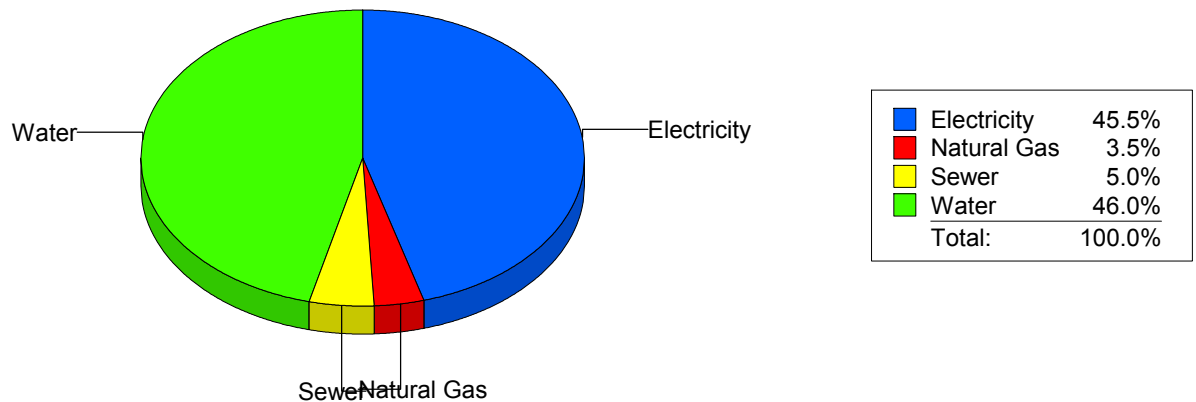
Cost Avoidance Program

Cost Summary Graph

Grouped by Energy Type

Energy Type	Use	Units	Meter Cost	Special Charges	Total Cost	Avg Unit Cost	% of Total Cost
Site: COLDWELL INTERMEDIAT - COLDWELL INTERMEDIAT							
Electricity	20,655	KWH	\$3,026.85	\$0.00	\$3,026.85	0.1465	45.53%
Natural Gas	196	CCF	\$234.13	\$0.00	\$234.13	1.1945	3.52%
Water	671	CCF	\$3,057.43	\$0.00	\$3,057.43	4.5565	45.99%
Sewer	103	CCF	\$330.29	\$0.00	\$330.29	3.2067	4.97%
Total Cost:			\$6,648.70	\$0.00	\$6,648.70		

For
COLDWELL
INTERMEDIAT



Filters: Cost Center Name Not Equal To DoNotReport; Billing Period Equal To 201307All Meter CodesAll Group Names

el Paso

Energy CAP

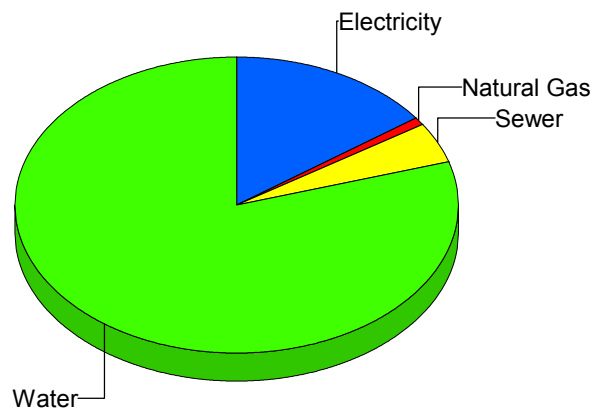
Cost Avoidance Program

Cost Summary Graph

Grouped by Energy Type

Energy Type	Use	Units	Meter Cost	Special Charges	Total Cost	Avg Unit Cost	% of Total Cost
Site: COLLINS ELEMENTARY - COLLINS ELEMENTARY							
Electricity	13,190	KWH	\$1,453.22	\$0.00	\$1,453.22	0.1102	14.86%
Natural Gas	0	CCF	\$83.64	\$0.00	\$83.64	0.0000	0.86%
Water	1,764	CCF	\$7,787.26	\$0.00	\$7,787.26	4.4145	79.64%
Sewer	221	CCF	\$453.81	\$0.00	\$453.81	2.0534	4.64%
Total Cost:			\$9,777.93	\$0.00	\$9,777.93		

For COLLINS ELEMENTARY



Electricity	14.9%
Natural Gas	0.9%
Sewer	4.6%
Water	79.6%
Total:	100.0%

Filters: Cost Center Name Not Equal To DoNotReport; Billing Period Equal To 201307All Meter CodesAll Group Names

elpaso

Energy CAP

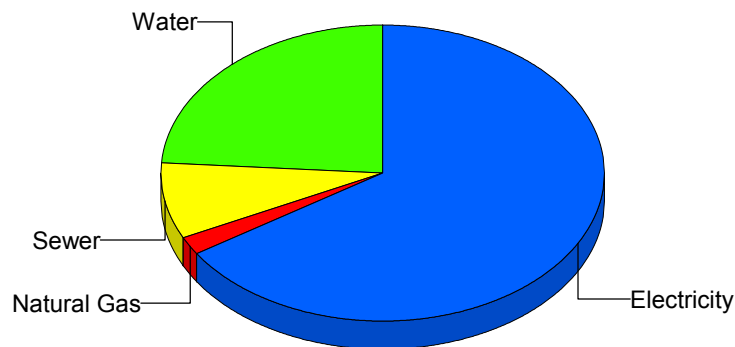
Cost Avoidance Program

Cost Summary Graph

Grouped by Energy Type

Energy Type	Use	Units	Meter Cost	Special Charges	Total Cost	Avg Unit Cost	% of Total Cost
Site: COOLEY ELEMENTARY SC - COOLEY ELEMENTARY SC							
Electricity	49,400	KWH	\$5,474.21	\$0.00	\$5,474.21	0.1108	65.77%
Natural Gas	149	CCF	\$163.47	\$0.00	\$163.47	1.0971	1.96%
Water	512	CCF	\$1,978.59	\$0.00	\$1,978.59	3.8644	23.77%
Sewer	219	CCF	\$706.52	\$0.00	\$706.52	3.2261	8.49%
Total Cost:			\$8,322.79	\$0.00	\$8,322.79		

For COOLEY
ELEMENTARY
SC



Electricity	65.8%
Natural Gas	2.0%
Sewer	8.5%
Water	23.8%
Total:	100.0%

Filters: Cost Center Name Not Equal To DoNotReport; Billing Period Equal To 201307All Meter CodesAll Group Names

elpaso

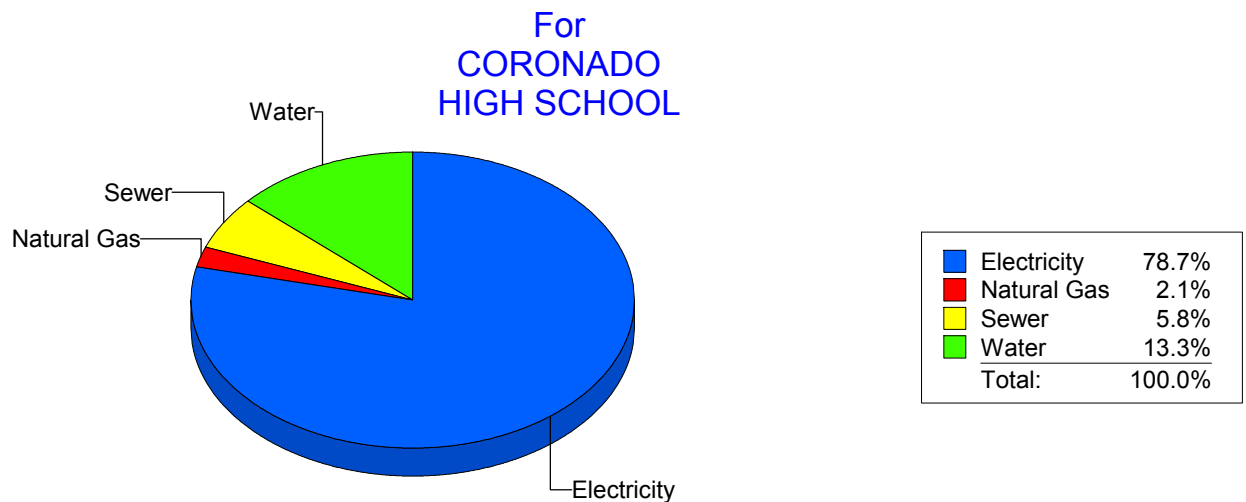
Energy CAP

Cost Avoidance Program

Cost Summary Graph

Grouped by Energy Type

Energy Type	Use	Units	Meter Cost	Special Charges	Total Cost	Avg Unit Cost	% of Total Cost
Site: CORONADO HIGH SCHOOL - CORONADO HIGH SCHOOL							
Electricity	216,271	KWH	\$25,698.53	\$0.00	\$25,698.53	0.1188	78.75%
Natural Gas	964	CCF	\$691.99	\$0.00	\$691.99	0.7178	2.12%
Water	2,942	CCF	\$4,351.59	\$0.00	\$4,351.59	1.4791	13.33%
Sewer	1,141	CCF	\$1,892.99	\$0.00	\$1,892.99	1.6591	5.80%
Total Cost:			\$32,635.10	\$0.00	\$32,635.10		



Filters: Cost Center Name Not Equal To DoNotReport; Billing Period Equal To 201307All Meter CodesAll Group Names

elpaso

Energy CAP

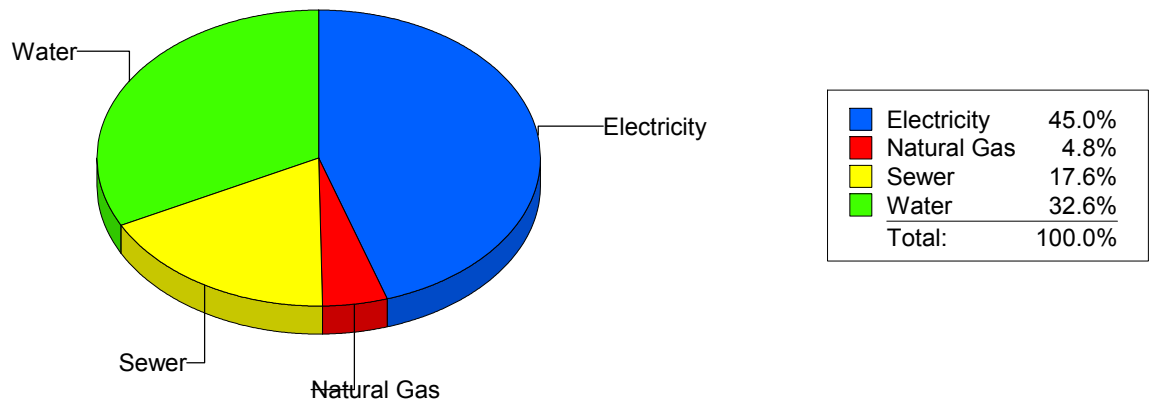
Cost Avoidance Program

Cost Summary Graph

Grouped by Energy Type

Energy Type	Use	Units	Meter Cost	Special Charges	Total Cost	Avg Unit Cost	% of Total Cost
Site: CROCKETT - CROCKETT ELEMENTARY							
Electricity	7,600	KWH	\$809.19	\$0.00	\$809.19	0.1065	45.04%
Natural Gas	89	CCF	\$86.09	\$0.00	\$86.09	0.9673	4.79%
Water	205	CCF	\$585.82	\$0.00	\$585.82	2.8577	32.61%
Sewer	131	CCF	\$315.42	\$0.00	\$315.42	2.4078	17.56%
Total Cost:			\$1,796.52	\$0.00	\$1,796.52		

For
CROCKETT
ELEMENTARY



Filters: Cost Center Name Not Equal To DoNotReport; Billing Period Equal To 201307All Meter CodesAll Group Names

el paso

Energy CAP

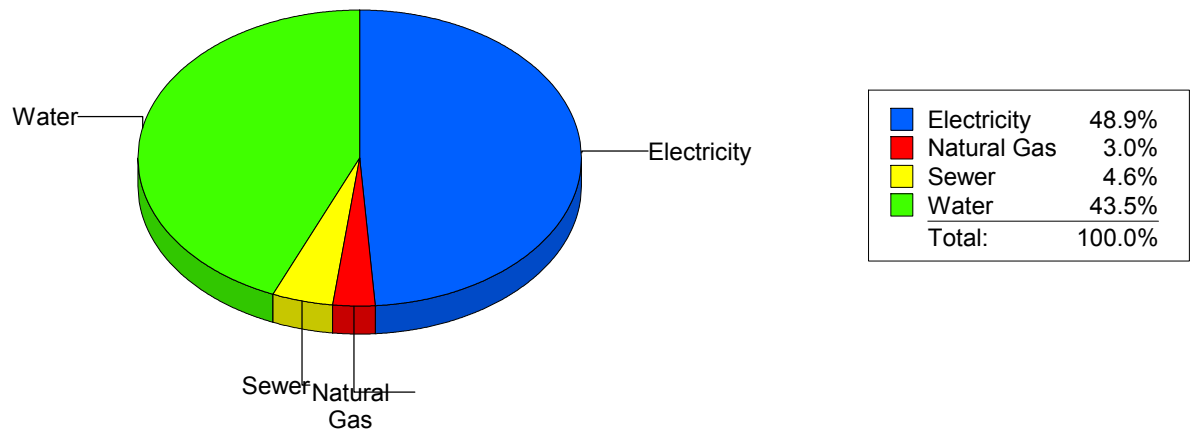
Cost Avoidance Program

Cost Summary Graph

Grouped by Energy Type

Energy Type	Use	Units	Meter Cost	Special Charges	Total Cost	Avg Unit Cost	% of Total Cost
Site: CROSBY ELEMENTARY - CROSBY ELEMENTARY							
Electricity	20,795	KWH	\$3,031.60	\$0.00	\$3,031.60	0.1458	48.92%
Natural Gas	185	CCF	\$185.57	\$0.00	\$185.57	1.0031	2.99%
Water	647	CCF	\$2,697.15	\$0.00	\$2,697.15	4.1687	43.53%
Sewer	107	CCF	\$282.30	\$0.00	\$282.30	2.6383	4.56%
Total Cost:			\$6,196.62	\$0.00	\$6,196.62		

For CROSBY
ELEMENTARY



Filters: Cost Center Name Not Equal To DoNotReport; Billing Period Equal To 201307All Meter CodesAll Group Names

el Paso

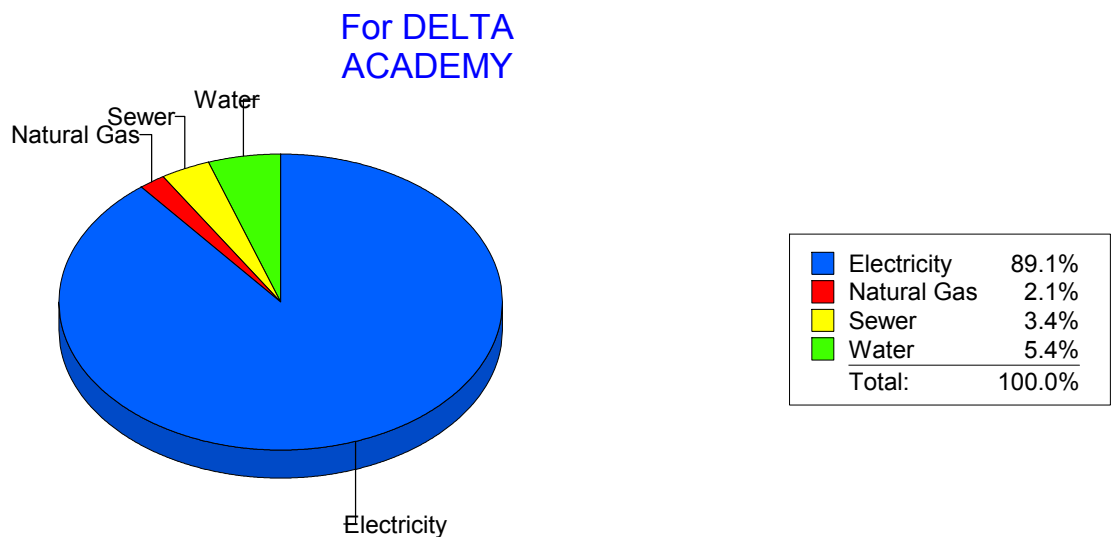
Energy CAP

Cost Avoidance Program

Cost Summary Graph

Grouped by Energy Type

Energy Type	Use	Units	Meter Cost	Special Charges	Total Cost	Avg Unit Cost	% of Total Cost
Site: DELTA ACADEMY - DELTA ACADEMY							
Electricity	16,173	KWH	\$1,460.58	\$0.00	\$1,460.58	0.0903	89.05%
Natural Gas	51	CCF	\$34.58	\$0.00	\$34.58	0.6780	2.11%
Water	32	CCF	\$88.69	\$0.00	\$88.69	2.7716	5.41%
Sewer	18	CCF	\$56.26	\$0.00	\$56.26	3.1256	3.43%
Total Cost:			\$1,640.11	\$0.00	\$1,640.11		



Filters: Cost Center Name Not Equal To DoNotReport; Billing Period Equal To 201307All Meter CodesAll Group Names

elpaso

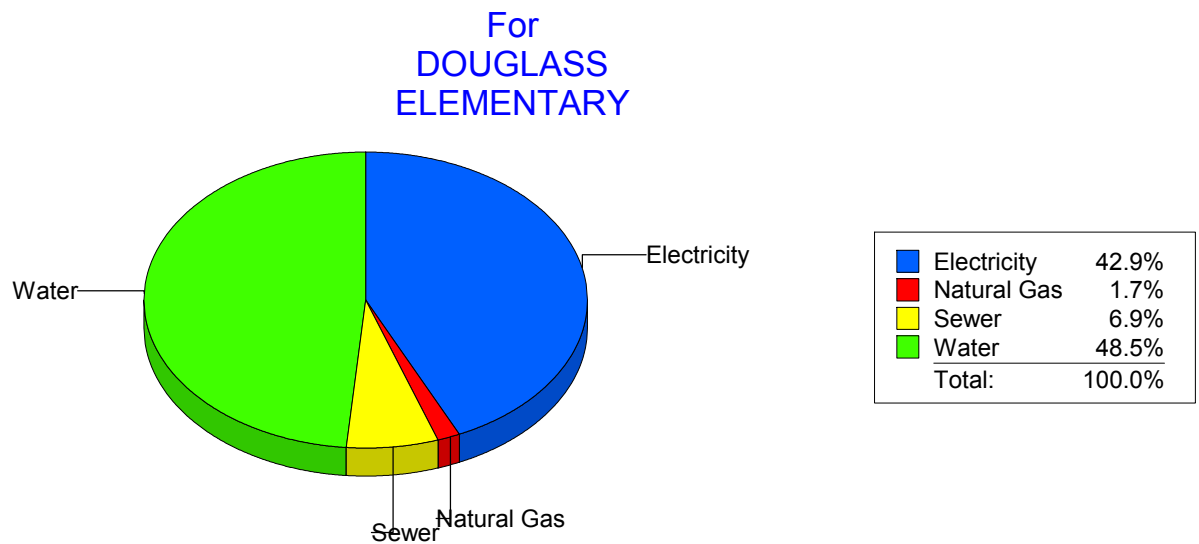
Energy CAP

Cost Avoidance Program

Cost Summary Graph

Grouped by Energy Type

Energy Type	Use	Units	Meter Cost	Special Charges	Total Cost	Avg Unit Cost	% of Total Cost
Site: DOUGLASS ELEMENTARY - DOUGLASS ELEMENTARY							
Electricity	20,370	KWH	\$2,390.71	\$0.00	\$2,390.71	0.1174	42.93%
Natural Gas	20	CCF	\$93.58	\$0.00	\$93.58	4.6790	1.68%
Water	634	CCF	\$2,702.72	\$0.00	\$2,702.72	4.2630	48.53%
Sewer	142	CCF	\$381.63	\$0.00	\$381.63	2.6875	6.85%
Total Cost:			\$5,568.64	\$0.00	\$5,568.64		



Filters: Cost Center Name Not Equal To DoNotReport; Billing Period Equal To 201307All Meter CodesAll Group Names

elpaso

Energy CAP

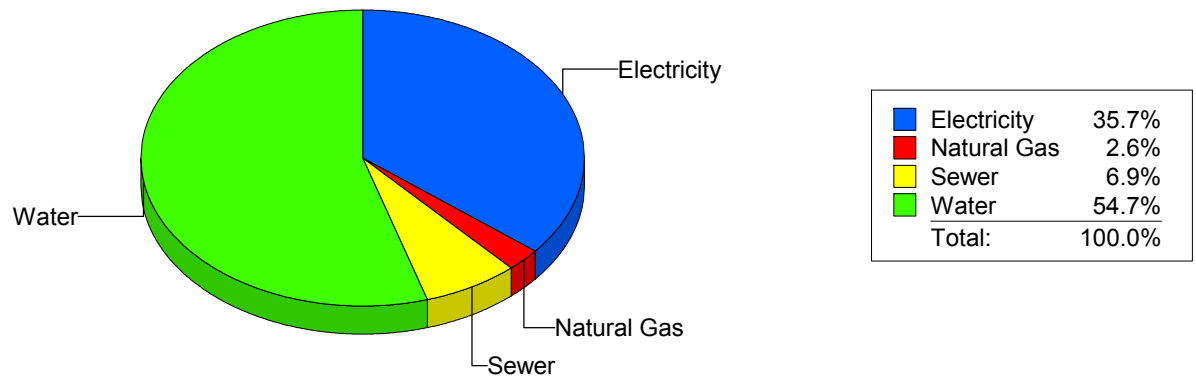
Cost Avoidance Program

Cost Summary Graph

Grouped by Energy Type

Energy Type	Use	Units	Meter Cost	Special Charges	Total Cost	Avg Unit Cost	% of Total Cost
Site: DOWELL ELEMENTARY - DOWELL ELEMENTARY							
Electricity	5,753	KWH	\$734.07	\$0.00	\$734.07	0.1276	35.75%
Natural Gas	25	CCF	\$54.03	\$0.00	\$54.03	2.1612	2.63%
Water	520	CCF	\$1,123.59	\$0.00	\$1,123.59	2.1608	54.72%
Sewer	64	CCF	\$141.83	\$0.00	\$141.83	2.2161	6.91%
Total Cost:			\$2,053.52	\$0.00	\$2,053.52		

For DOWELL
ELEMENTARY



Filters: Cost Center Name Not Equal To DoNotReport; Billing Period Equal To 201307All Meter CodesAll Group Names

elpaso

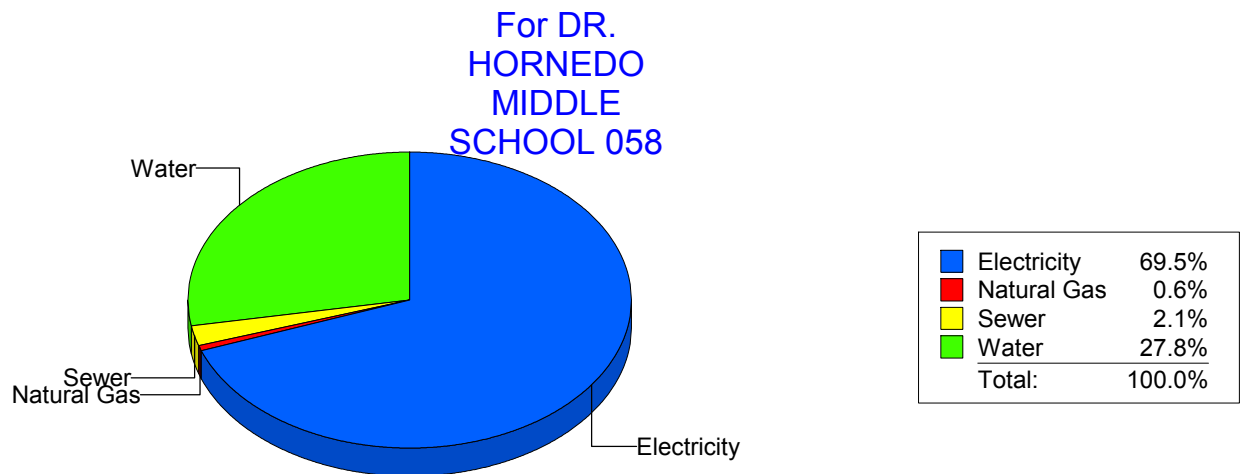
Energy CAP

Cost Avoidance Program

Cost Summary Graph

Grouped by Energy Type

Energy Type	Use	Units	Meter Cost	Special Charges	Total Cost	Avg Unit Cost	% of Total Cost
Site: DRHORNEDOMIDDLESCHOOL - DR. HORNEDO MIDDLE SCHOOL 058							
Electricity	74,000	KWH	\$12,080.24	\$0.00	\$12,080.24	0.1632	69.47%
Natural Gas	122	CCF	\$105.06	\$0.00	\$105.06	0.8611	0.60%
Water	1,292	CCF	\$4,841.90	\$0.00	\$4,841.90	3.7476	27.84%
Sewer	97	CCF	\$363.09	\$0.00	\$363.09	3.7432	2.09%
Total Cost:			\$17,390.29	\$0.00	\$17,390.29		



Filters: Cost Center Name Not Equal To DoNotReport; Billing Period Equal To 201307All Meter CodesAll Group Names

el Paso

Energy CAP

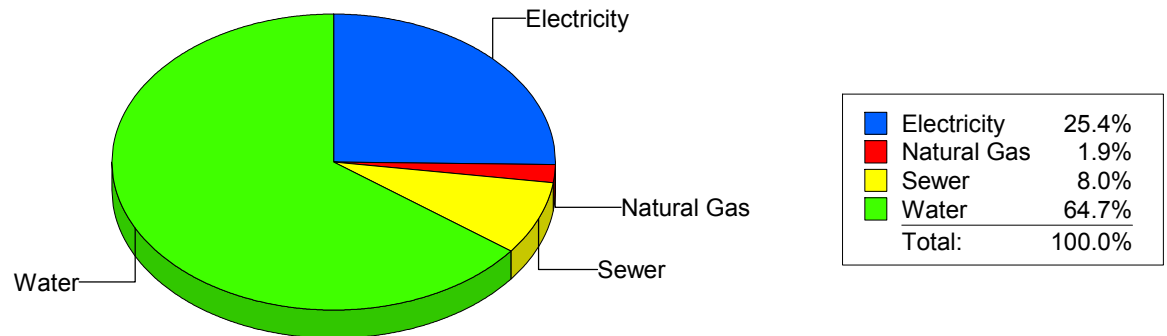
Cost Avoidance Program

Cost Summary Graph

Grouped by Energy Type

Energy Type	Use	Units	Meter Cost	Special Charges	Total Cost	Avg Unit Cost	% of Total Cost
Site: DR. L.A. NIXON ELEME - DR. L.A. NIXON ELEME							
Electricity	16,440	KWH	\$1,715.77	\$0.00	\$1,715.77	0.1044	25.35%
Natural Gas	96	CCF	\$131.40	\$0.00	\$131.40	1.3688	1.94%
Water	1,064	CCF	\$4,378.52	\$0.00	\$4,378.52	4.1152	64.70%
Sewer	197	CCF	\$541.52	\$0.00	\$541.52	2.7488	8.00%
Total Cost:			\$6,767.21	\$0.00	\$6,767.21		

For DR. L.A.
NIXON ELEME



Filters: Cost Center Name Not Equal To DoNotReport; Billing Period Equal To 201307All Meter CodesAll Group Names

elpaso

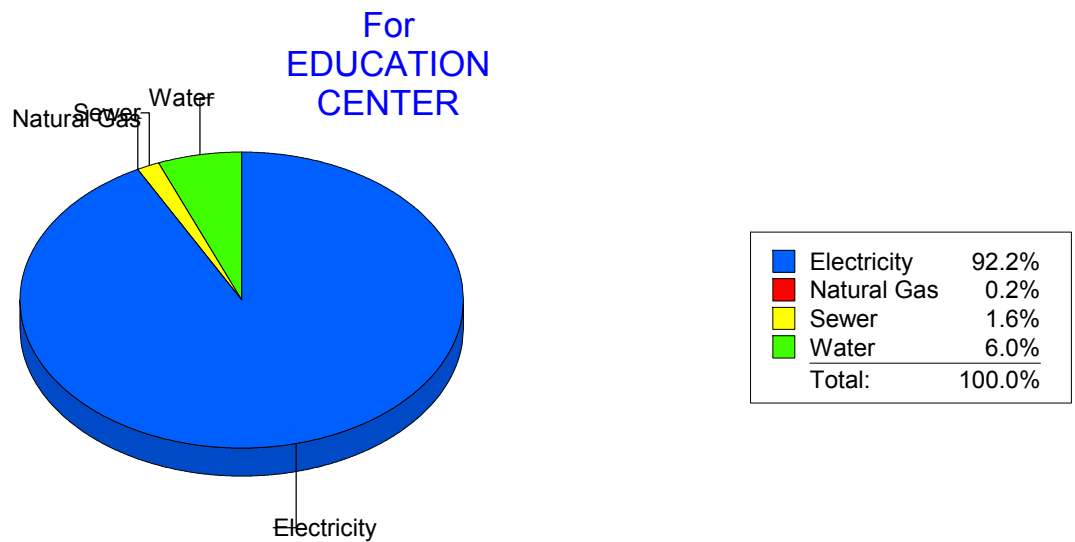
Energy CAP

Cost Avoidance Program

Cost Summary Graph

Grouped by Energy Type

Energy Type	Use	Units	Meter Cost	Special Charges	Total Cost	Avg Unit Cost	% of Total Cost
Site: EDUCATION CENTER - EDUCATION CENTER							
Electricity	338,627	KWH	\$35,553.88	\$0.00	\$35,553.88	0.1050	92.15%
Natural Gas	41	CCF	\$62.20	\$0.00	\$62.20	1.5171	0.16%
Water	826	CCF	\$2,330.64	\$0.00	\$2,330.64	2.8216	6.04%
Sewer	264	CCF	\$633.98	\$0.00	\$633.98	2.4014	1.64%
Total Cost:			\$38,580.70	\$0.00	\$38,580.70		



Filters: Cost Center Name Not Equal To DoNotReport; Billing Period Equal To 201307All Meter CodesAll Group Names

elpaso

Energy CAP

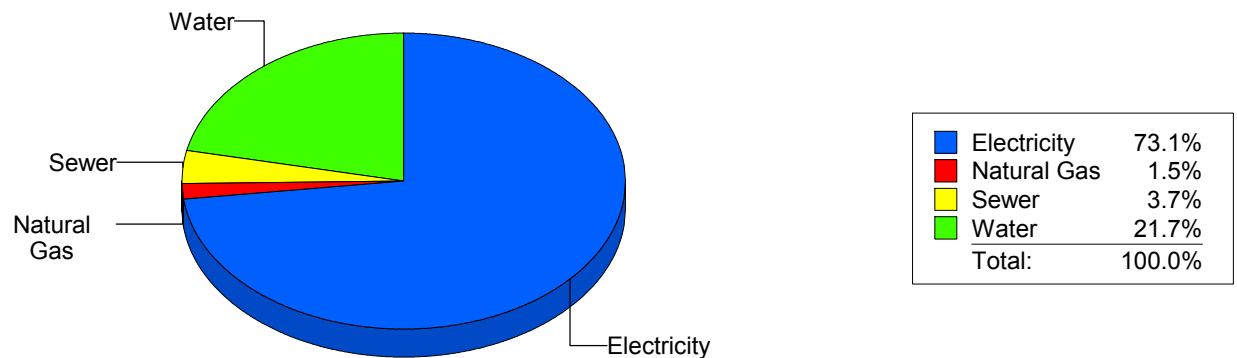
Cost Avoidance Program

Cost Summary Graph

Grouped by Energy Type

Energy Type	Use	Units	Meter Cost	Special Charges	Total Cost	Avg Unit Cost	% of Total Cost
Site: EL PASO HIGH SCHOOL - EL PASO HIGH SCHOOL							
Electricity	201,067	KWH	\$22,818.00	\$0.00	\$22,818.00	0.1135	73.07%
Natural Gas	432	CCF	\$480.24	\$0.00	\$480.24	1.1117	1.54%
Water	2,193	CCF	\$6,768.38	\$0.00	\$6,768.38	3.0864	21.67%
Sewer	518	CCF	\$1,160.22	\$0.00	\$1,160.22	2.2398	3.72%
Total Cost:			\$31,226.84	\$0.00	\$31,226.84		

For EL PASO
HIGH SCHOOL



Filters: Cost Center Name Not Equal To DoNotReport; Billing Period Equal To 201307All Meter CodesAll Group Names

elpaso

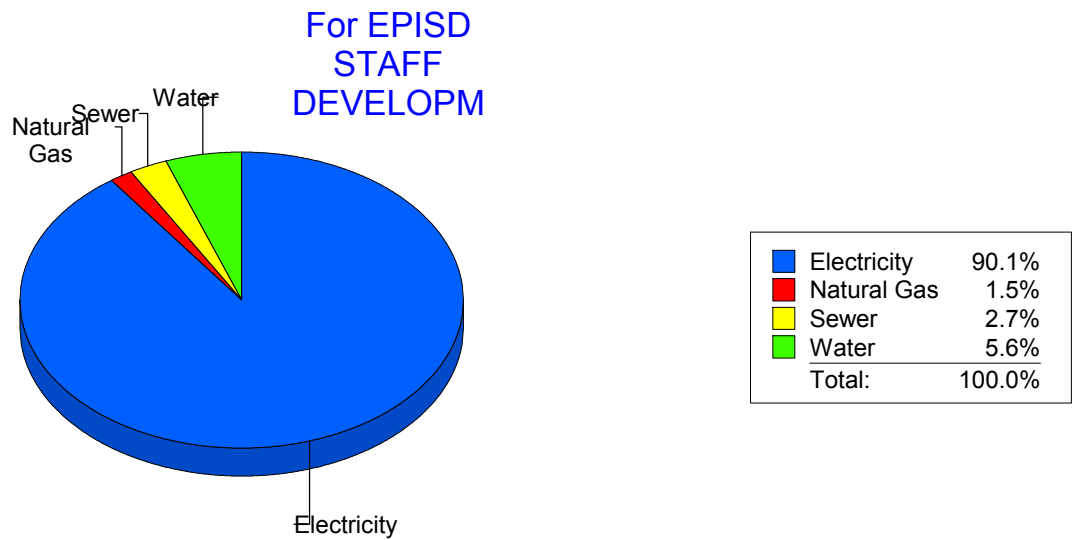
Energy CAP

Cost Avoidance Program

Cost Summary Graph

Grouped by Energy Type

Energy Type	Use	Units	Meter Cost	Special Charges	Total Cost	Avg Unit Cost	% of Total Cost
Site: EPISD STAFF DEVELOPM - EPISD STAFF DEVELOPM							
Electricity	24,120	KWH	\$2,829.29	\$0.00	\$2,829.29	0.1173	90.12%
Natural Gas	13	CCF	\$48.28	\$0.00	\$48.28	3.7138	1.54%
Water	51	CCF	\$176.48	\$0.00	\$176.48	3.4604	5.62%
Sewer	23	CCF	\$85.25	\$0.00	\$85.25	3.7065	2.72%
Total Cost:			\$3,139.30	\$0.00	\$3,139.30		



Filters: Cost Center Name Not Equal To DoNotReport; Billing Period Equal To 201307All Meter CodesAll Group Names

elpaso

Energy CAP

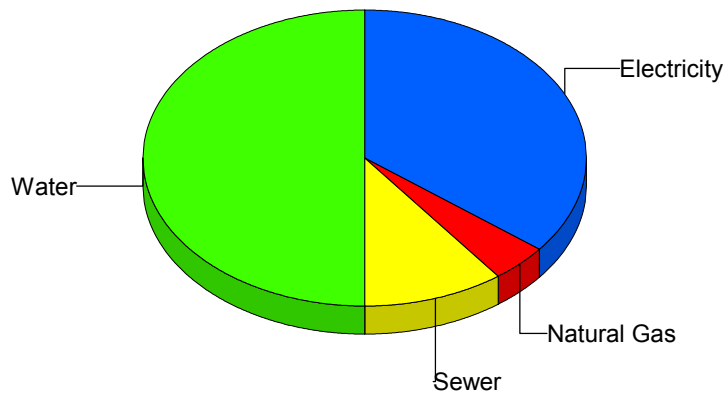
Cost Avoidance Program

Cost Summary Graph

Grouped by Energy Type

Energy Type	Use	Units	Meter Cost	Special Charges	Total Cost	Avg Unit Cost	% of Total Cost
Site: FANNIN ELEMENTARY - FANNIN ELEMENTARY							
Electricity	10,486	KWH	\$1,377.88	\$0.00	\$1,377.88	0.1314	35.67%
Natural Gas	62	CCF	\$156.32	\$0.00	\$156.32	2.5213	4.05%
Water	787	CCF	\$1,931.41	\$0.00	\$1,931.41	2.4541	50.00%
Sewer	131	CCF	\$396.93	\$0.00	\$396.93	3.0300	10.28%
Total Cost:			\$3,862.54	\$0.00	\$3,862.54		

For FANNIN
ELEMENTARY



Electricity	35.7%
Natural Gas	4.0%
Sewer	10.3%
Water	50.0%
Total:	100.0%

Filters: Cost Center Name Not Equal To DoNotReport; Billing Period Equal To 201307All Meter CodesAll Group Names

elpaso

Energy CAP

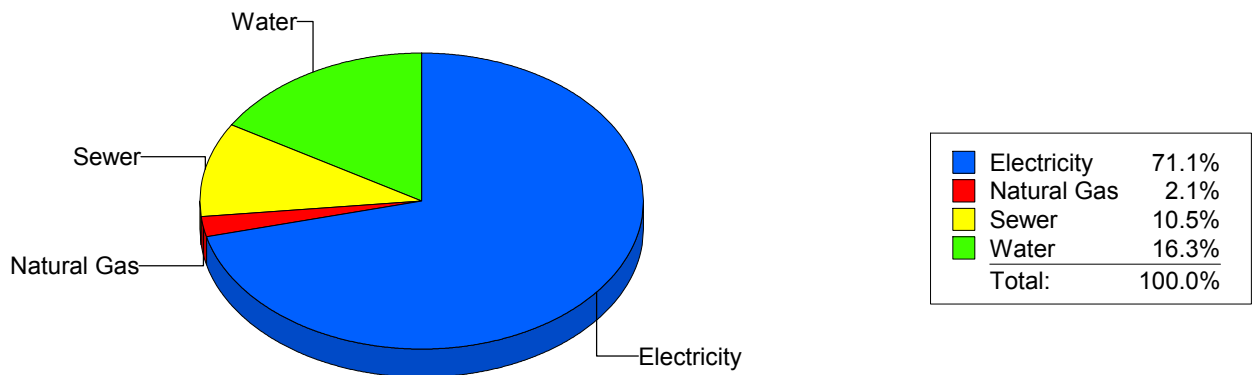
Cost Avoidance Program

Cost Summary Graph

Grouped by Energy Type

Energy Type	Use	Units	Meter Cost	Special Charges	Total Cost	Avg Unit Cost	% of Total Cost
Site: FINE ARTS/MULTIMEDIA - FINE ARTS/MULTIMEDIA							
Electricity	12,191	KWH	\$1,505.62	\$0.00	\$1,505.62	0.1235	71.11%
Natural Gas	5	CCF	\$44.31	\$0.00	\$44.31	8.8620	2.09%
Water	178	CCF	\$345.41	\$0.00	\$345.41	1.9405	16.31%
Sewer	112	CCF	\$221.88	\$0.00	\$221.88	1.9811	10.48%
Total Cost:			\$2,117.22	\$0.00	\$2,117.22		

For FINE
ARTS/MULTIMEDIA



Filters: Cost Center Name Not Equal To DoNotReport; Billing Period Equal To 201307All Meter CodesAll Group Names

el Paso

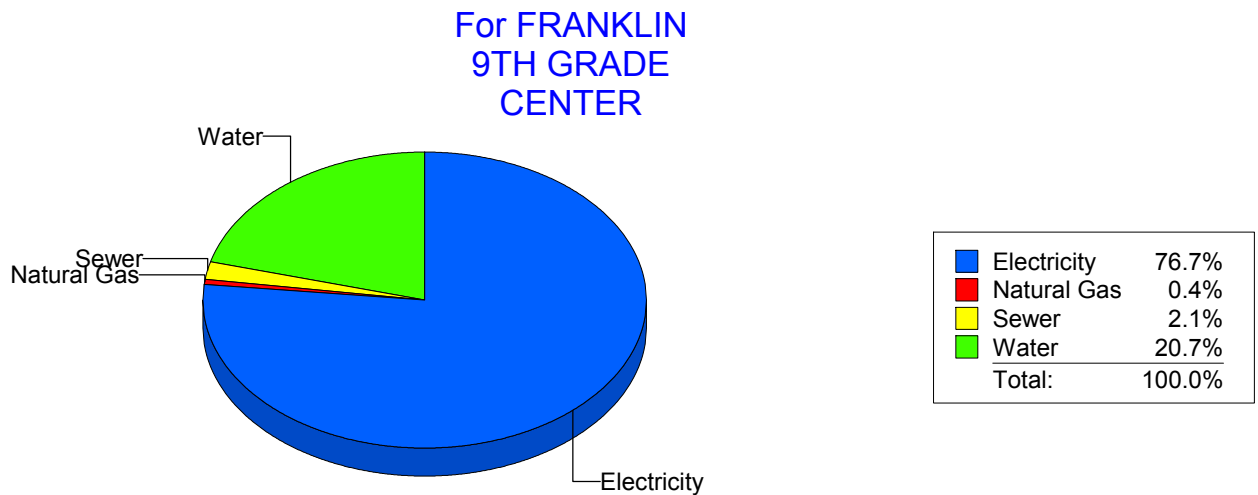
Energy CAP

Cost Avoidance Program

Cost Summary Graph

Grouped by Energy Type

Energy Type	Use	Units	Meter Cost	Special Charges	Total Cost	Avg Unit Cost	% of Total Cost
Site: FRANKLIN9THGRADECENTER - FRANKLIN 9TH GRADE CENTER							
Electricity	111,000	KWH	\$13,112.08	\$0.00	\$13,112.08	0.1181	76.74%
Natural Gas	64	CCF	\$73.66	\$0.00	\$73.66	1.1509	0.43%
Water	2,936	CCF	\$3,541.13	\$0.00	\$3,541.13	1.2061	20.72%
Sewer	95	CCF	\$360.33	\$0.00	\$360.33	3.7929	2.11%
Total Cost:			\$17,087.20	\$0.00	\$17,087.20		



Filters: Cost Center Name Not Equal To DoNotReport; Billing Period Equal To 201307All Meter CodesAll Group Names

elpaso

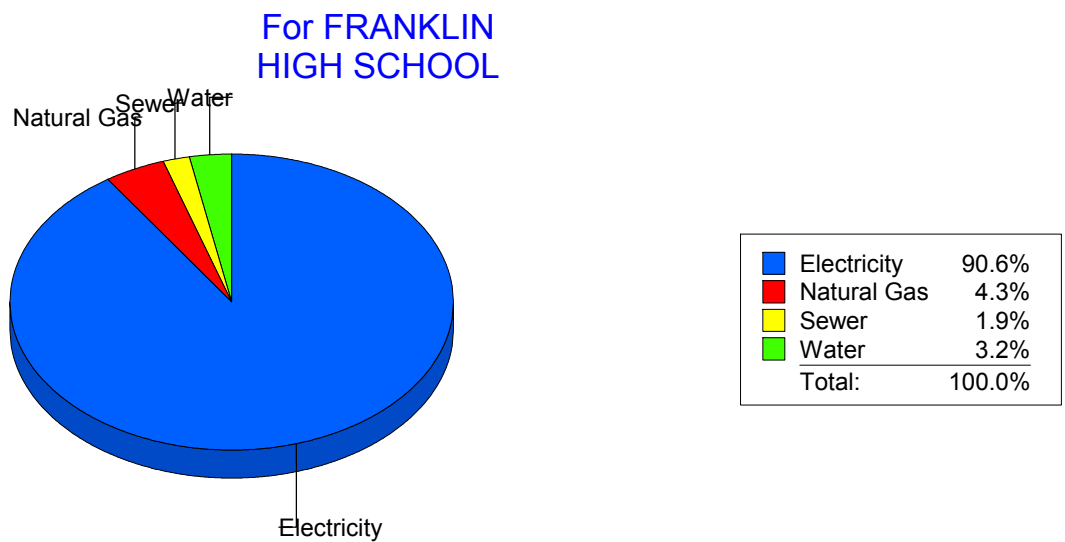
Energy CAP

Cost Avoidance Program

Cost Summary Graph

Grouped by Energy Type

Energy Type	Use	Units	Meter Cost	Special Charges	Total Cost	Avg Unit Cost	% of Total Cost
Site: FRANKLIN HIGH SCHOOL - FRANKLIN HIGH SCHOOL							
Electricity	312,931	KWH	\$31,470.49	\$0.00	\$31,470.49	0.1006	90.63%
Natural Gas	2,402	CCF	\$1,499.57	\$0.00	\$1,499.57	0.6243	4.32%
Water	525	CCF	\$1,107.85	\$0.00	\$1,107.85	2.1102	3.19%
Sewer	303	CCF	\$647.37	\$0.00	\$647.37	2.1365	1.86%
Total Cost:			\$34,725.28	\$0.00	\$34,725.28		



Filters: Cost Center Name Not Equal To DoNotReport; Billing Period Equal To 201307All Meter CodesAll Group Names

el Paso

Energy CAP

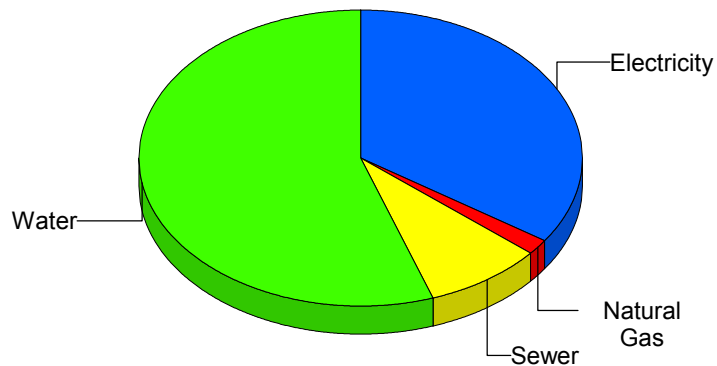
Cost Avoidance Program

Cost Summary Graph

Grouped by Energy Type

Energy Type	Use	Units	Meter Cost	Special Charges	Total Cost	Avg Unit Cost	% of Total Cost
Site: GREEN ELEMENTARY SCH - GREEN ELEMENTARY SCH							
Electricity	19,800	KWH	\$2,091.39	\$0.00	\$2,091.39	0.1056	34.53%
Natural Gas	20	CCF	\$93.58	\$0.00	\$93.58	4.6790	1.55%
Water	817	CCF	\$3,353.60	\$0.00	\$3,353.60	4.1048	55.38%
Sewer	160	CCF	\$517.35	\$0.00	\$517.35	3.2334	8.54%
Total Cost:			\$6,055.92	\$0.00	\$6,055.92		

For GREEN
ELEMENTARY
SCH



Electricity	34.5%
Natural Gas	1.5%
Sewer	8.5%
Water	55.4%
Total:	100.0%

Filters: Cost Center Name Not Equal To DoNotReport; Billing Period Equal To 201307All Meter CodesAll Group Names

elpaso

Energy CAP

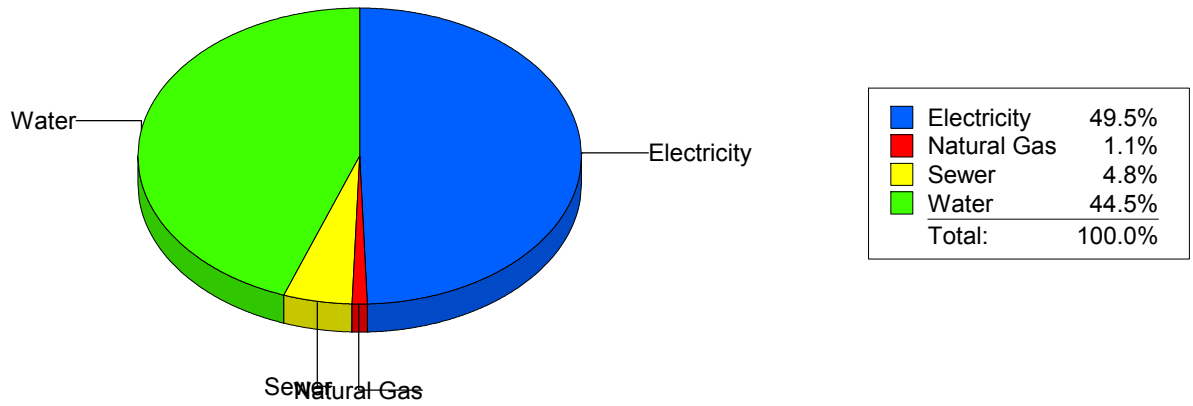
Cost Avoidance Program

Cost Summary Graph

Grouped by Energy Type

Energy Type	Use	Units	Meter Cost	Special Charges	Total Cost	Avg Unit Cost	% of Total Cost
Site: GUILLEN MIDDLE SCHOO - GUILLEN MIDDLE SCHOO							
Electricity	61,994	KWH	\$6,263.18	\$0.00	\$6,263.18	0.1010	49.52%
Natural Gas	116	CCF	\$143.22	\$0.00	\$143.22	1.2347	1.13%
Water	1,801	CCF	\$5,630.25	\$0.00	\$5,630.25	3.1262	44.51%
Sewer	287	CCF	\$612.21	\$0.00	\$612.21	2.1331	4.84%
Total Cost:			\$12,648.86	\$0.00	\$12,648.86		

For GUILLEN
MIDDLE
SCHOO



Filters: Cost Center Name Not Equal To DoNotReport; Billing Period Equal To 201307All Meter CodesAll Group Names

elpaso

Energy CAP

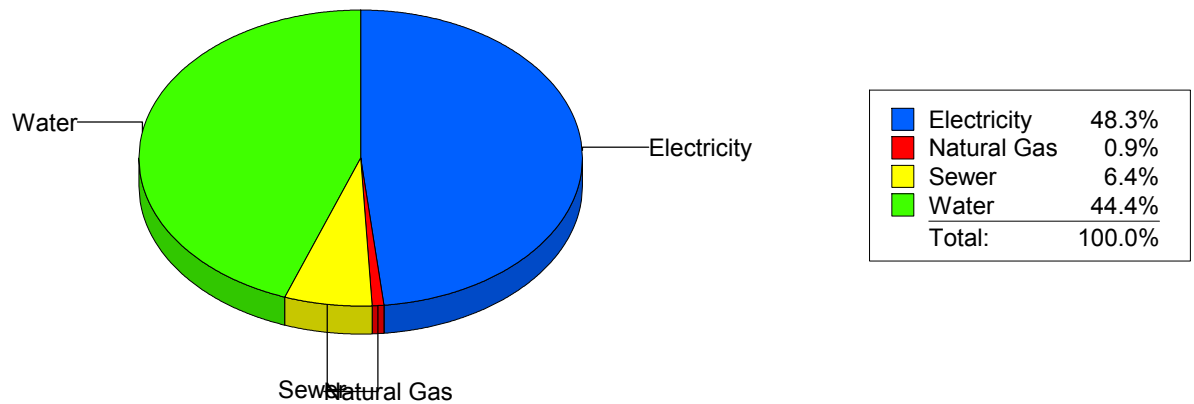
Cost Avoidance Program

Cost Summary Graph

Grouped by Energy Type

Energy Type	Use	Units	Meter Cost	Special Charges	Total Cost	Avg Unit Cost	% of Total Cost
Site: H.E. CHARLES MIDDLE - H.E. CHARLES MIDDLE							
Electricity	41,286	KWH	\$6,679.27	\$0.00	\$6,679.27	0.1618	48.32%
Natural Gas	81	CCF	\$123.94	\$0.00	\$123.94	1.5301	0.90%
Water	1,838	CCF	\$6,132.26	\$0.00	\$6,132.26	3.3364	44.37%
Sewer	476	CCF	\$886.11	\$0.00	\$886.11	1.8616	6.41%
Total Cost:			\$13,821.58	\$0.00	\$13,821.58		

For H.E.
CHARLES
MIDDLE



Filters: Cost Center Name Not Equal To DoNotReport; Billing Period Equal To 201307All Meter CodesAll Group Names

el Paso

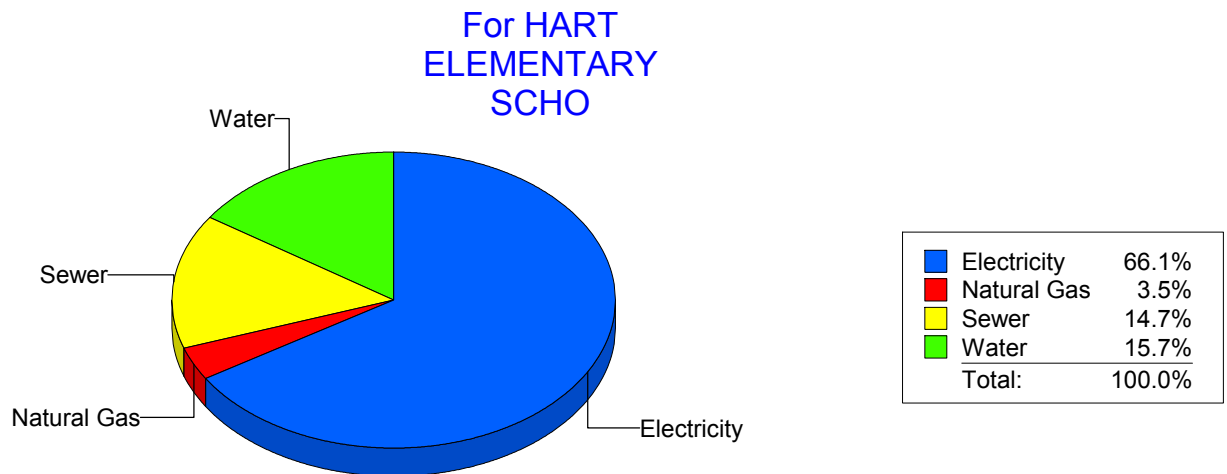
Energy CAP

Cost Avoidance Program

Cost Summary Graph

Grouped by Energy Type

Energy Type	Use	Units	Meter Cost	Special Charges	Total Cost	Avg Unit Cost	% of Total Cost
Site: HART ELEMENTARY SCHO - HART ELEMENTARY SCHO							
Electricity	9,612	KWH	\$1,285.53	\$0.00	\$1,285.53	0.1337	66.13%
Natural Gas	51	CCF	\$67.21	\$0.00	\$67.21	1.3178	3.46%
Water	101	CCF	\$304.52	\$0.00	\$304.52	3.0150	15.66%
Sewer	92	CCF	\$286.72	\$0.00	\$286.72	3.1165	14.75%
Total Cost:			\$1,943.98	\$0.00	\$1,943.98		



Filters: Cost Center Name Not Equal To DoNotReport; Billing Period Equal To 201307All Meter CodesAll Group Names

elpaso

Energy CAP

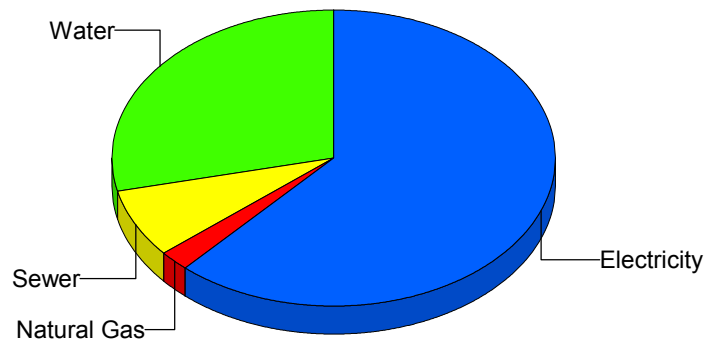
Cost Avoidance Program

Cost Summary Graph

Grouped by Energy Type

Energy Type	Use	Units	Meter Cost	Special Charges	Total Cost	Avg Unit Cost	% of Total Cost
Site: HAWKINS ELEMENTARY S - HAWKINS ELEMENTARY S							
Electricity	12,055	KWH	\$1,708.92	\$0.00	\$1,708.92	0.1418	61.64%
Natural Gas	38	CCF	\$60.72	\$0.00	\$60.72	1.5979	2.19%
Water	186	CCF	\$795.03	\$0.00	\$795.03	4.2744	28.68%
Sewer	53	CCF	\$207.78	\$0.00	\$207.78	3.9204	7.49%
Total Cost:			\$2,772.45	\$0.00	\$2,772.45		

For HAWKINS
ELEMENTARY
S



Electricity	61.6%
Natural Gas	2.2%
Sewer	7.5%
Water	28.7%
Total:	100.0%

Filters: Cost Center Name Not Equal To DoNotReport; Billing Period Equal To 201307All Meter CodesAll Group Names

elpaso

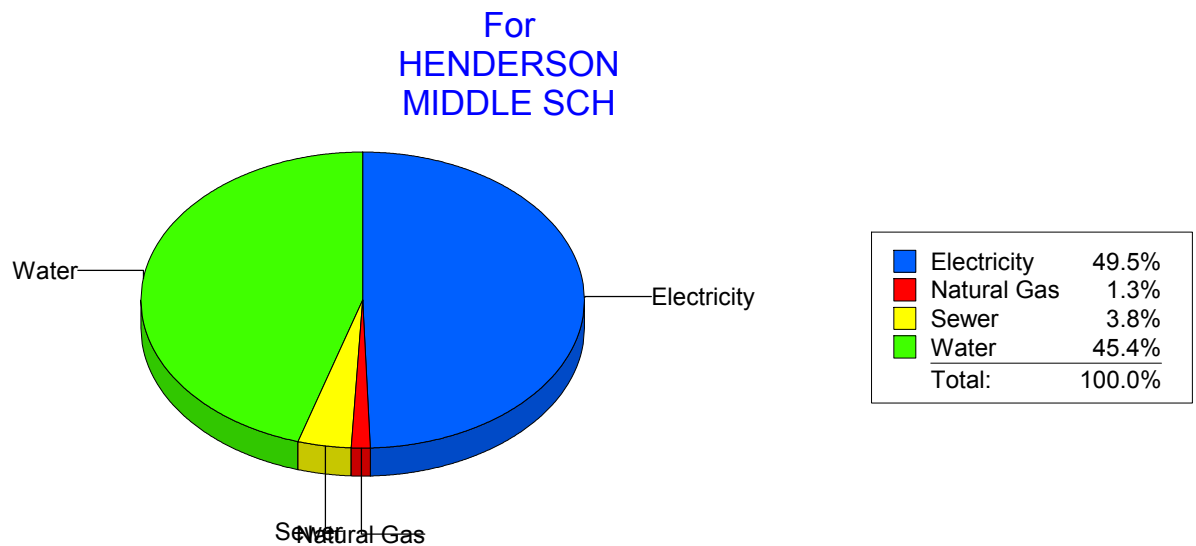
Energy CAP

Cost Avoidance Program

Cost Summary Graph

Grouped by Energy Type

Energy Type	Use	Units	Meter Cost	Special Charges	Total Cost	Avg Unit Cost	% of Total Cost
Site: HENDERSON MIDDLE SCH - HENDERSON MIDDLE SCH							
Electricity	34,183	KWH	\$4,488.08	\$0.00	\$4,488.08	0.1313	49.46%
Natural Gas	145	CCF	\$119.19	\$0.00	\$119.19	0.8220	1.31%
Water	1,602	CCF	\$4,118.22	\$0.00	\$4,118.22	2.5707	45.38%
Sewer	204	CCF	\$348.84	\$0.00	\$348.84	1.7100	3.84%
Total Cost:			\$9,074.33	\$0.00	\$9,074.33		



Filters: Cost Center Name Not Equal To DoNotReport; Billing Period Equal To 201307All Meter CodesAll Group Names

elpaso

Energy CAP

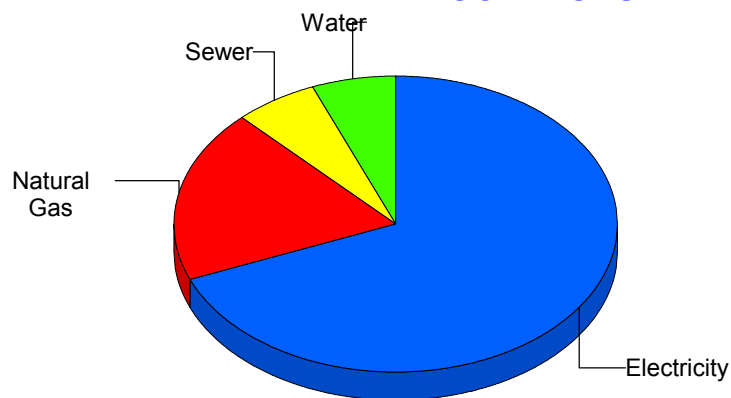
Cost Avoidance Program

Cost Summary Graph

Grouped by Energy Type

Energy Type	Use	Units	Meter Cost	Special Charges	Total Cost	Avg Unit Cost	% of Total Cost
Site: HERCULES COTTAGES - HERCULES COTTAGES							
Electricity	3,311	KWH	\$627.64	\$0.00	\$627.64	0.1896	69.02%
Natural Gas	6	CCF	\$170.26	\$0.00	\$170.26	28.3767	18.72%
Water	14	CCF	\$56.55	\$0.00	\$56.55	4.0393	6.22%
Sewer	16	CCF	\$54.87	\$0.00	\$54.87	3.4294	6.03%
Total Cost:			\$909.32	\$0.00	\$909.32		

For HERCULES COTTAGES



Electricity	69.0%
Natural Gas	18.7%
Sewer	6.0%
Water	6.2%
Total:	100.0%

Filters: Cost Center Name Not Equal To DoNotReport; Billing Period Equal To 201307All Meter CodesAll Group Names

elpaso

Energy CAP

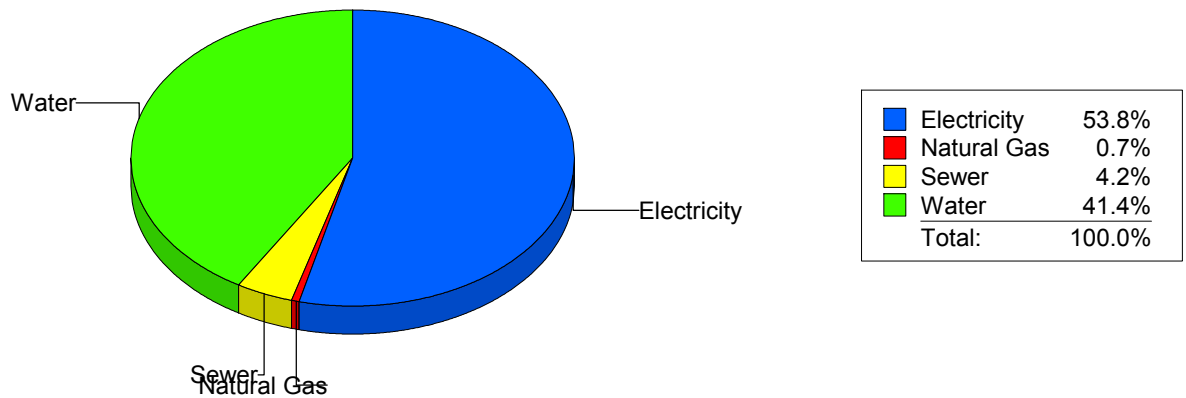
Cost Avoidance Program

Cost Summary Graph

Grouped by Energy Type

Energy Type	Use	Units	Meter Cost	Special Charges	Total Cost	Avg Unit Cost	% of Total Cost
Site: HERRERA - HERRERA ELEMENTARY							
Electricity	50,000	KWH	\$7,647.54	\$0.00	\$7,647.54	0.1530	53.76%
Natural Gas	115	CCF	\$100.77	\$0.00	\$100.77	0.8763	0.71%
Water	1,717	CCF	\$5,886.50	\$0.00	\$5,886.50	3.4284	41.38%
Sewer	262	CCF	\$590.79	\$0.00	\$590.79	2.2549	4.15%
Total Cost:			\$14,225.60	\$0.00	\$14,225.60		

For HERRERA
ELEMENTARY



Filters: Cost Center Name Not Equal To DoNotReport; Billing Period Equal To 201307All Meter CodesAll Group Names

elpaso

Energy CAP

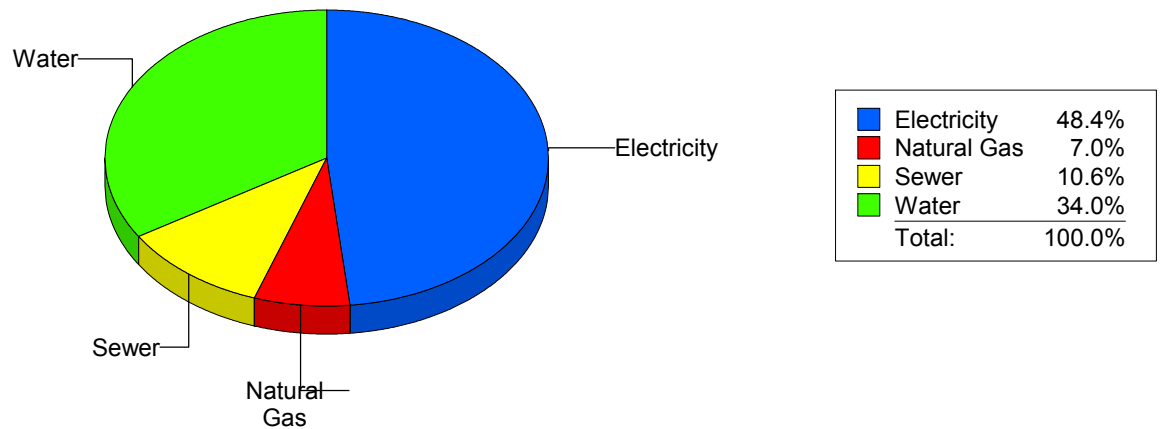
Cost Avoidance Program

Cost Summary Graph

Grouped by Energy Type

Energy Type	Use	Units	Meter Cost	Special Charges	Total Cost	Avg Unit Cost	% of Total Cost
Site: HILLSIDE ELEMENTARY - HILLSIDE ELEMENTARY							
Electricity	13,647	KWH	\$1,621.77	\$0.00	\$1,621.77	0.1188	48.40%
Natural Gas	131	CCF	\$235.10	\$0.00	\$235.10	1.7947	7.02%
Water	326	CCF	\$1,139.92	\$0.00	\$1,139.92	3.4967	34.02%
Sewer	100	CCF	\$354.15	\$0.00	\$354.15	3.5415	10.57%
Total Cost:			\$3,350.94	\$0.00	\$3,350.94		

For HILLSIDE
ELEMENTARY



Filters: Cost Center Name Not Equal To DoNotReport; Billing Period Equal To 201307All Meter CodesAll Group Names

elpaso

Energy CAP

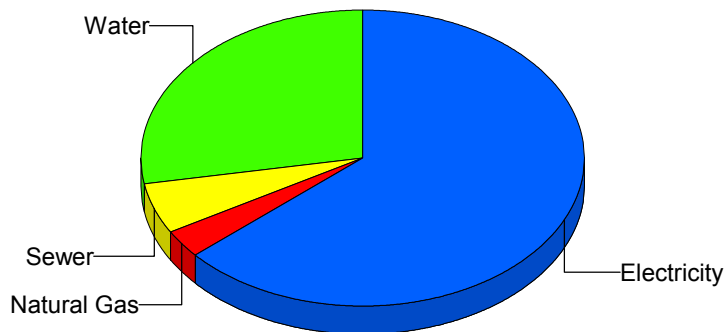
Cost Avoidance Program

Cost Summary Graph

Grouped by Energy Type

Energy Type	Use	Units	Meter Cost	Special Charges	Total Cost	Avg Unit Cost	% of Total Cost
Site: HOUSTON INTERMEDIATE - HOUSTON INTERMEDIATE							
Electricity	36,088	KWH	\$4,263.24	\$0.00	\$4,263.24	0.1181	63.71%
Natural Gas	148	CCF	\$203.15	\$0.00	\$203.15	1.3726	3.04%
Water	467	CCF	\$1,860.11	\$0.00	\$1,860.11	3.9831	27.80%
Sewer	100	CCF	\$365.08	\$0.00	\$365.08	3.6508	5.46%
Total Cost:			\$6,691.58	\$0.00	\$6,691.58		

For HOUSTON
INTERMEDIATE



Electricity	63.7%
Natural Gas	3.0%
Sewer	5.5%
Water	27.8%
Total:	100.0%

Filters: Cost Center Name Not Equal To DoNotReport; Billing Period Equal To 201307All Meter CodesAll Group Names

elpaso

Energy CAP

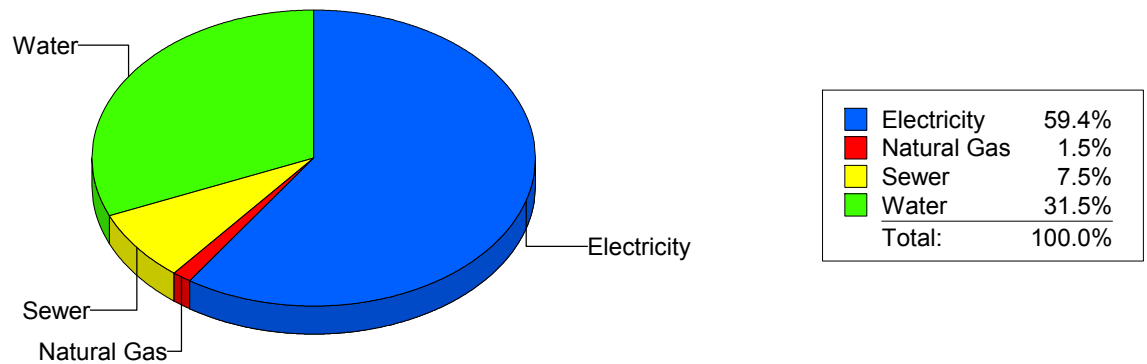
Cost Avoidance Program

Cost Summary Graph

Grouped by Energy Type

Energy Type	Use	Units	Meter Cost	Special Charges	Total Cost	Avg Unit Cost	% of Total Cost
Site: MOYE - HR MOYE							
Electricity	39,960	KWH	\$5,100.44	\$0.00	\$5,100.44	0.1276	59.43%
Natural Gas	164	CCF	\$130.85	\$0.00	\$130.85	0.7979	1.52%
Water	466	CCF	\$2,704.46	\$0.00	\$2,704.46	5.8036	31.51%
Sewer	302	CCF	\$645.99	\$0.00	\$645.99	2.1390	7.53%
Total Cost:			\$8,581.74	\$0.00	\$8,581.74		

For HR MOYE



Filters: Cost Center Name Not Equal To DoNotReport; Billing Period Equal To 201307All Meter CodesAll Group Names

elpaso

Energy CAP

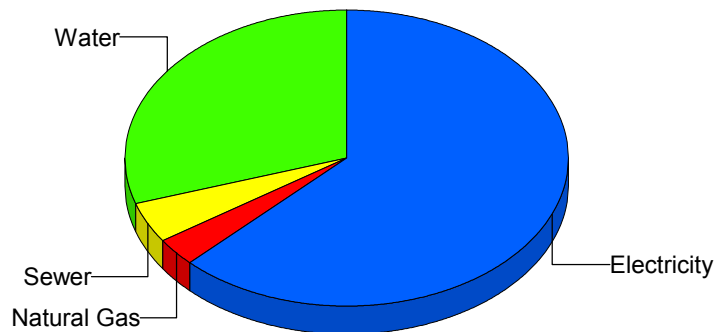
Cost Avoidance Program

Cost Summary Graph

Grouped by Energy Type

Energy Type	Use	Units	Meter Cost	Special Charges	Total Cost	Avg Unit Cost	% of Total Cost
Site: HUGHEY ELEMENTARY SC - HUGHEY ELEMENTARY SC							
Electricity	18,979	KWH	\$2,878.21	\$0.00	\$2,878.21	0.1517	62.42%
Natural Gas	30	CCF	\$140.58	\$0.00	\$140.58	4.6860	3.05%
Water	292	CCF	\$1,382.79	\$0.00	\$1,382.79	4.7356	29.99%
Sewer	54	CCF	\$209.16	\$0.00	\$209.16	3.8733	4.54%
Total Cost:			\$4,610.74	\$0.00	\$4,610.74		

For HUGHEY
ELEMENTARY
SC



Electricity	62.4%
Natural Gas	3.0%
Sewer	4.5%
Water	30.0%
Total:	100.0%

Filters: Cost Center Name Not Equal To DoNotReport; Billing Period Equal To 201307All Meter CodesAll Group Names

elpaso

Energy CAP

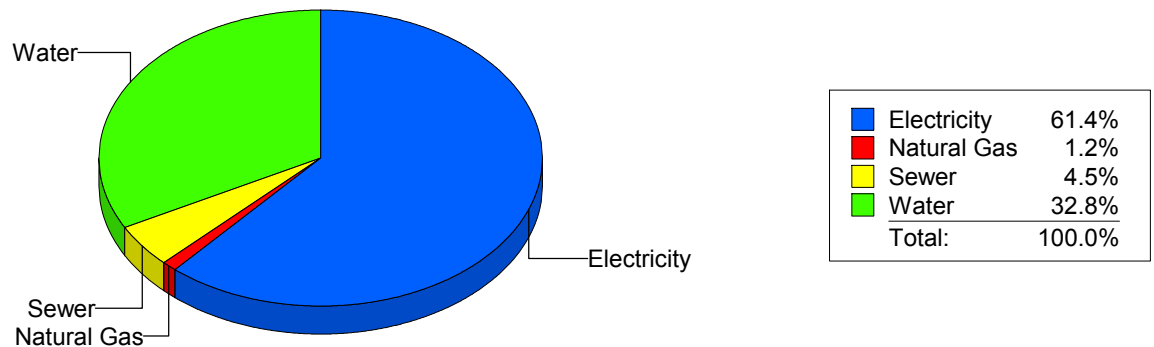
Cost Avoidance Program

Cost Summary Graph

Grouped by Energy Type

Energy Type	Use	Units	Meter Cost	Special Charges	Total Cost	Avg Unit Cost	% of Total Cost
Site: IRVIN HIGH SCHOOL - IRVIN HIGH SCHOOL							
Electricity	94,526	KWH	\$11,668.08	\$0.00	\$11,668.08	0.1234	61.41%
Natural Gas	260	CCF	\$231.59	\$0.00	\$231.59	0.8907	1.22%
Water	1,935	CCF	\$6,240.18	\$0.00	\$6,240.18	3.2249	32.84%
Sewer	515	CCF	\$859.53	\$0.00	\$859.53	1.6690	4.52%
Total Cost:			\$18,999.38	\$0.00	\$18,999.38		

For IRVIN HIGH SCHOOL



Filters: Cost Center Name Not Equal To DoNotReport; Billing Period Equal To 201307All Meter CodesAll Group Names

elpaso

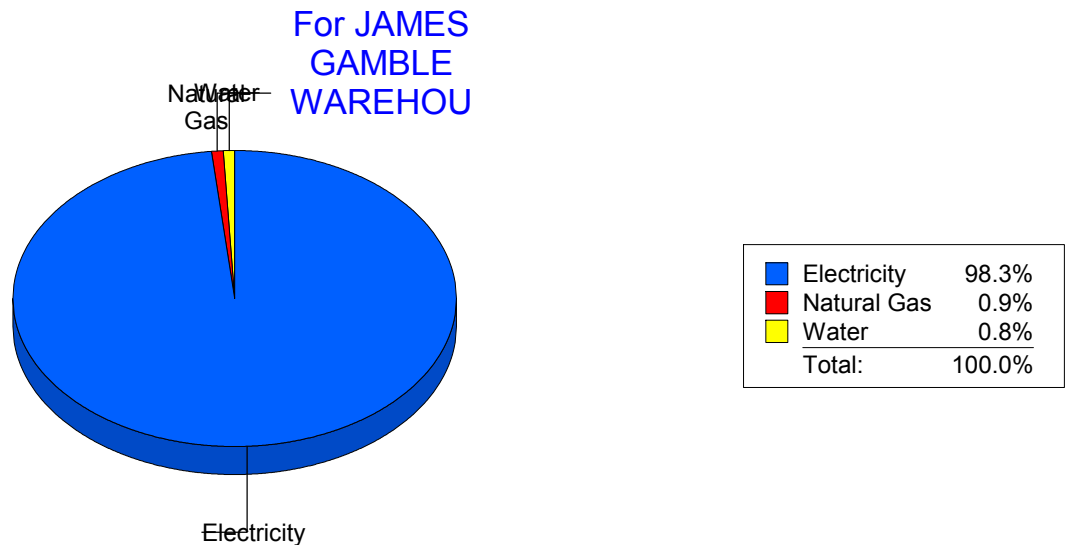
Energy CAP

Cost Avoidance Program

Cost Summary Graph

Grouped by Energy Type

Energy Type	Use	Units	Meter Cost	Special Charges	Total Cost	Avg Unit Cost	% of Total Cost
Site: JAMES GAMBLE WAREHOU - JAMES GAMBLE WAREHOU							
Electricity	34,700	KWH	\$4,716.29	\$0.00	\$4,716.29	0.1359	98.25%
Natural Gas	5	CCF	\$44.53	\$0.00	\$44.53	8.9060	0.93%
Water	0	CCF	\$39.32	\$0.00	\$39.32	0.0000	0.82%
Total Cost:			\$4,800.14	\$0.00	\$4,800.14		



Filters: Cost Center Name Not Equal To DoNotReport; Billing Period Equal To 201307All Meter CodesAll Group Names

elpaso

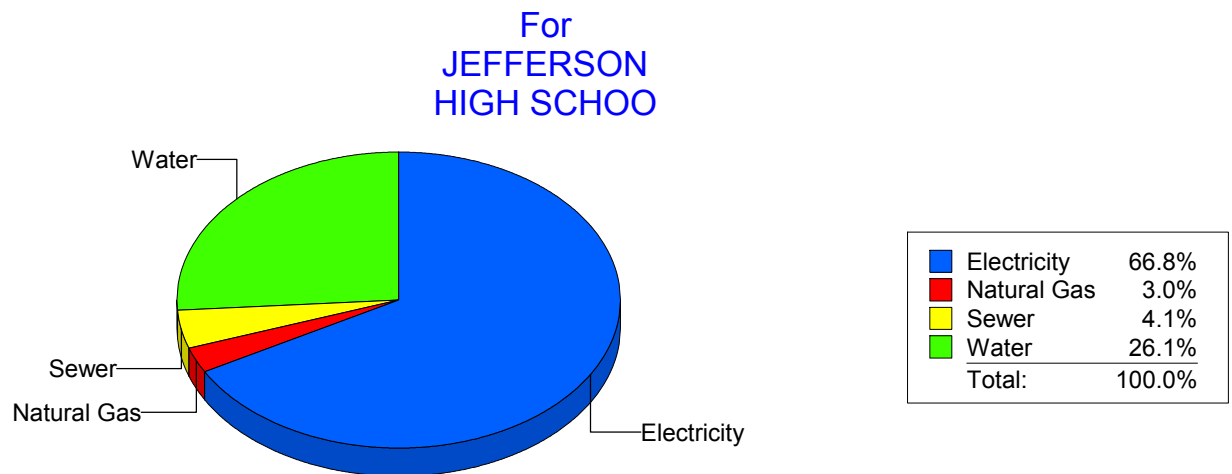
Energy CAP

Cost Avoidance Program

Cost Summary Graph

Grouped by Energy Type

Energy Type	Use	Units	Meter Cost	Special Charges	Total Cost	Avg Unit Cost	% of Total Cost
Site: JEFFERSON HIGH SCHOO - JEFFERSON HIGH SCHOO							
Electricity	105,088	KWH	\$13,243.87	\$0.00	\$13,243.87	0.1260	66.82%
Natural Gas	486	CCF	\$590.65	\$0.00	\$590.65	1.2153	2.98%
Water	1,986	CCF	\$5,171.12	\$0.00	\$5,171.12	2.6038	26.09%
Sewer	321	CCF	\$815.65	\$0.00	\$815.65	2.5410	4.12%
Total Cost:			\$19,821.29	\$0.00	\$19,821.29		



Filters: Cost Center Name Not Equal To DoNotReport; Billing Period Equal To 201307All Meter CodesAll Group Names

elpaso

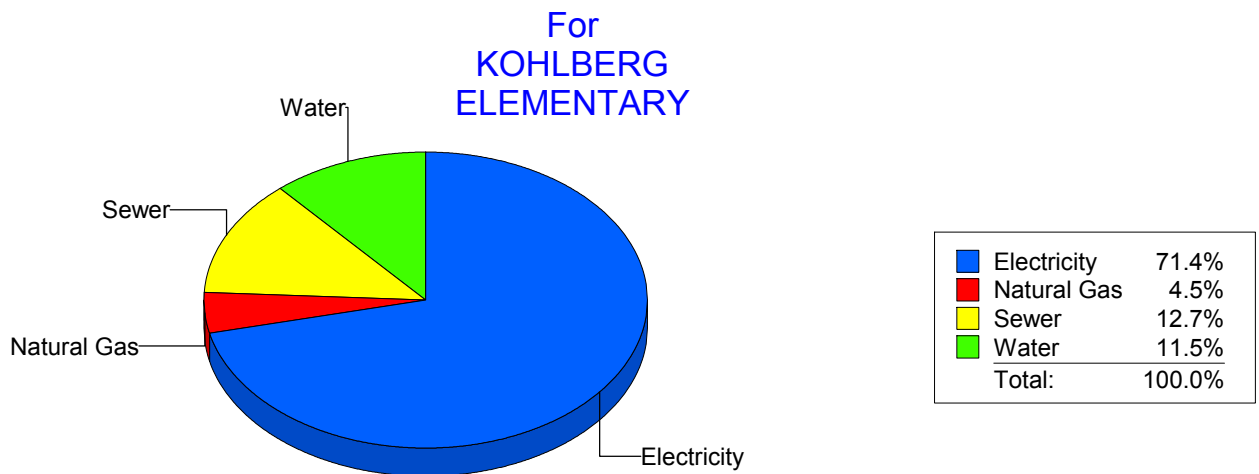
Energy CAP

Cost Avoidance Program

Cost Summary Graph

Grouped by Energy Type

Energy Type	Use	Units	Meter Cost	Special Charges	Total Cost	Avg Unit Cost	% of Total Cost
Site: KOHLBERG ELEMENTARY - KOHLBERG ELEMENTARY							
Electricity	24,440	KWH	\$2,607.58	\$0.00	\$2,607.58	0.1067	71.35%
Natural Gas	152	CCF	\$165.32	\$0.00	\$165.32	1.0876	4.52%
Water	137	CCF	\$418.47	\$0.00	\$418.47	3.0545	11.45%
Sewer	189	CCF	\$463.16	\$0.00	\$463.16	2.4506	12.67%
Total Cost:			\$3,654.53	\$0.00	\$3,654.53		



Filters: Cost Center Name Not Equal To DoNotReport; Billing Period Equal To 201307All Meter CodesAll Group Names

elpaso

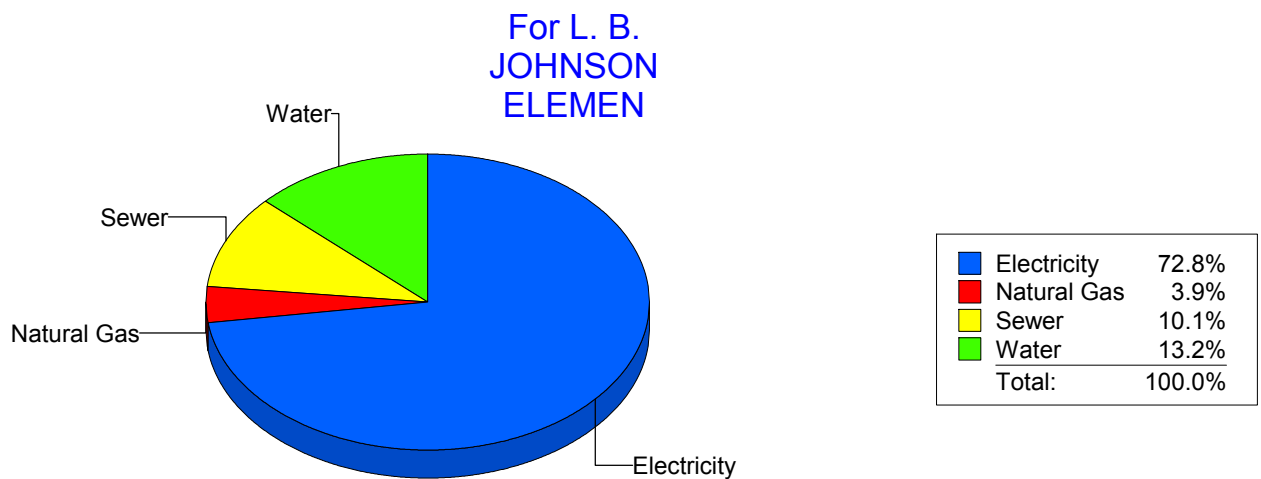
Energy CAP

Cost Avoidance Program

Cost Summary Graph

Grouped by Energy Type

Energy Type	Use	Units	Meter Cost	Special Charges	Total Cost	Avg Unit Cost	% of Total Cost
Site: L. B. JOHNSON ELEMEN - L. B. JOHNSON ELEMEN							
Electricity	13,300	KWH	\$2,485.86	\$0.00	\$2,485.86	0.1869	72.81%
Natural Gas	101	CCF	\$134.00	\$0.00	\$134.00	1.3267	3.92%
Water	303	CCF	\$449.67	\$0.00	\$449.67	1.4841	13.17%
Sewer	142	CCF	\$344.79	\$0.00	\$344.79	2.4281	10.10%
Total Cost:			\$3,414.32	\$0.00	\$3,414.32		



Filters: Cost Center Name Not Equal To DoNotReport; Billing Period Equal To 201307All Meter CodesAll Group Names

elpaso

Energy CAP

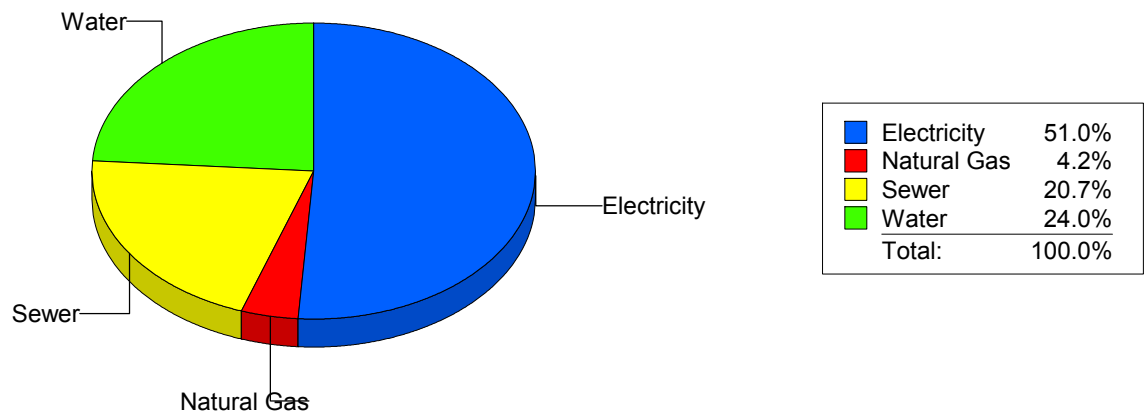
Cost Avoidance Program

Cost Summary Graph

Grouped by Energy Type

Energy Type	Use	Units	Meter Cost	Special Charges	Total Cost	Avg Unit Cost	% of Total Cost
Site: LAMAR ELEMENTARY SCH - LAMAR ELEMENTARY SCH							
Electricity	15,900	KWH	\$1,874.86	\$0.00	\$1,874.86	0.1179	51.04%
Natural Gas	60	CCF	\$155.31	\$0.00	\$155.31	2.5885	4.23%
Water	343	CCF	\$882.07	\$0.00	\$882.07	2.5716	24.01%
Sewer	287	CCF	\$761.04	\$0.00	\$761.04	2.6517	20.72%
Total Cost:			\$3,673.28	\$0.00	\$3,673.28		

For LAMAR
ELEMENTARY
SCH



Filters: Cost Center Name Not Equal To DoNotReport; Billing Period Equal To 201307All Meter CodesAll Group Names

elpaso

Energy CAP

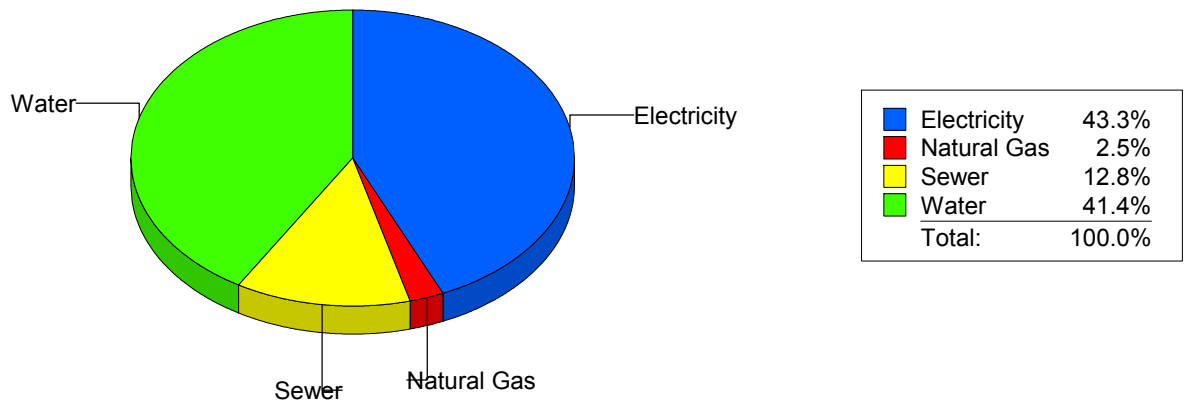
Cost Avoidance Program

Cost Summary Graph

Grouped by Energy Type

Energy Type	Use	Units	Meter Cost	Special Charges	Total Cost	Avg Unit Cost	% of Total Cost
Site: LEE ELEMENTARY - LEE ELEMENTARY							
Electricity	11,880	KWH	\$1,461.14	\$0.00	\$1,461.14	0.1230	43.29%
Natural Gas	87	CCF	\$85.10	\$0.00	\$85.10	0.9782	2.52%
Water	471	CCF	\$1,397.02	\$0.00	\$1,397.02	2.9661	41.39%
Sewer	108	CCF	\$431.78	\$0.00	\$431.78	3.9980	12.79%
Total Cost:			\$3,375.04	\$0.00	\$3,375.04		

For LEE
ELEMENTARY



Filters: Cost Center Name Not Equal To DoNotReport; Billing Period Equal To 201307All Meter CodesAll Group Names

elpaso

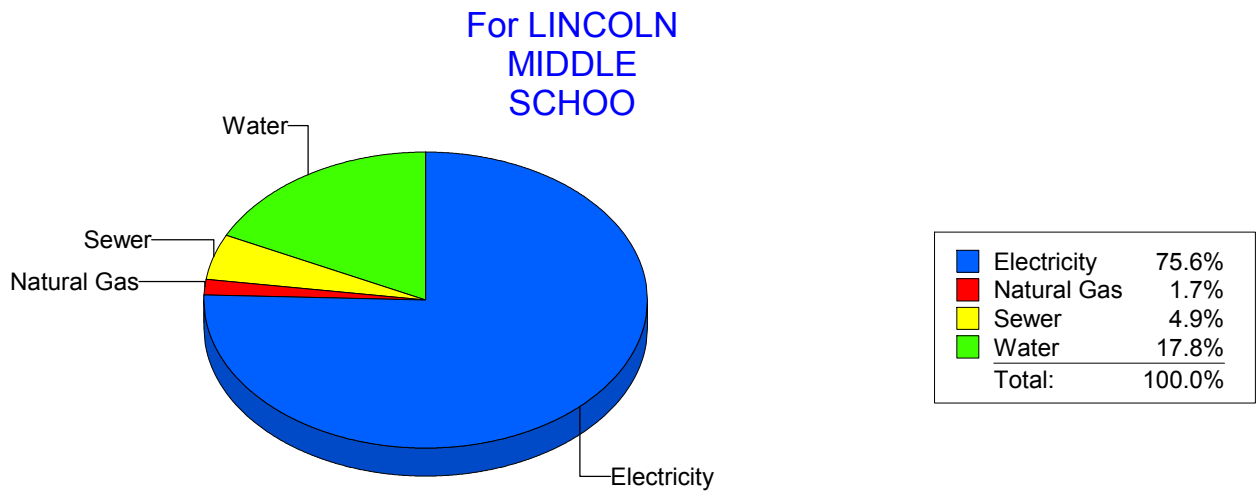
Energy CAP

Cost Avoidance Program

Cost Summary Graph

Grouped by Energy Type

Energy Type	Use	Units	Meter Cost	Special Charges	Total Cost	Avg Unit Cost	% of Total Cost
Site: LINCOLN MIDDLE SCHOO - LINCOLN MIDDLE SCHOO							
Electricity	67,200	KWH	\$10,022.27	\$0.00	\$10,022.27	0.1491	75.57%
Natural Gas	325	CCF	\$229.70	\$0.00	\$229.70	0.7068	1.73%
Water	951	CCF	\$2,365.19	\$0.00	\$2,365.19	2.4871	17.84%
Sewer	359	CCF	\$644.25	\$0.00	\$644.25	1.7946	4.86%
Total Cost:			\$13,261.41	\$0.00	\$13,261.41		



Filters: Cost Center Name Not Equal To DoNotReport; Billing Period Equal To 201307All Meter CodesAll Group Names

elpaso

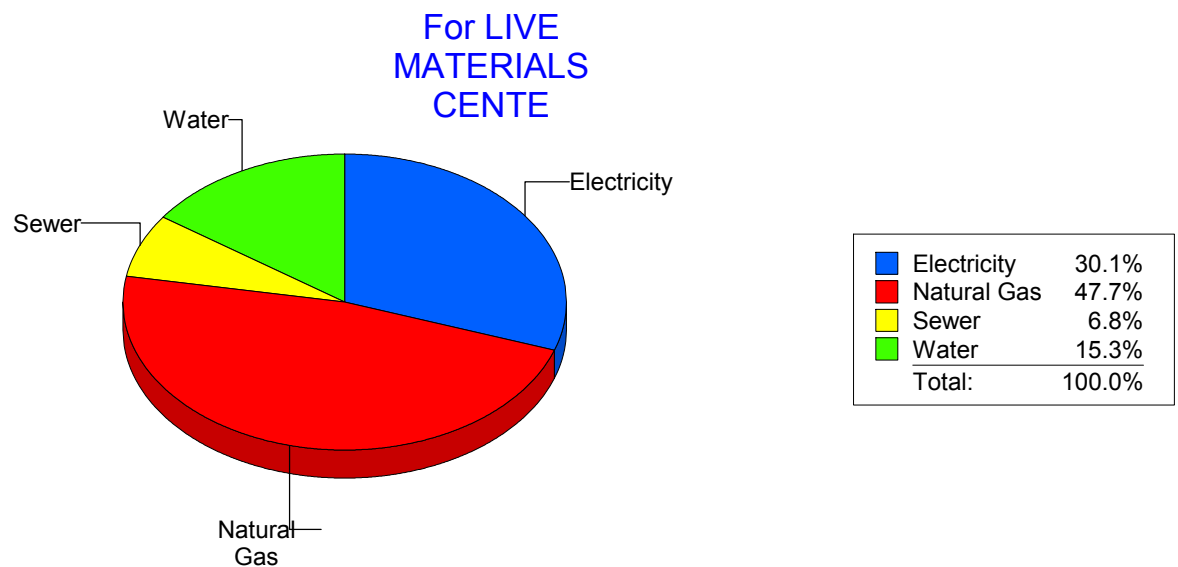
Energy CAP

Cost Avoidance Program

Cost Summary Graph

Grouped by Energy Type

Energy Type	Use	Units	Meter Cost	Special Charges	Total Cost	Avg Unit Cost	% of Total Cost
Site: LIVE MATERIALS CENTE - LIVE MATERIALS CENTE							
Electricity	177 KWH		\$54.70	\$0.00	\$54.70	0.3090	30.15%
Natural Gas	6 CCF		\$86.62	\$0.00	\$86.62	14.4367	47.74%
Water	3 CCF		\$27.82	\$0.00	\$27.82	9.2733	15.33%
Sewer	1 CCF		\$12.31	\$0.00	\$12.31	12.3100	6.78%
Total Cost:			\$181.45	\$0.00	\$181.45		



Filters: Cost Center Name Not Equal To DoNotReport; Billing Period Equal To 201307All Meter CodesAll Group Names

elpaso

Energy CAP

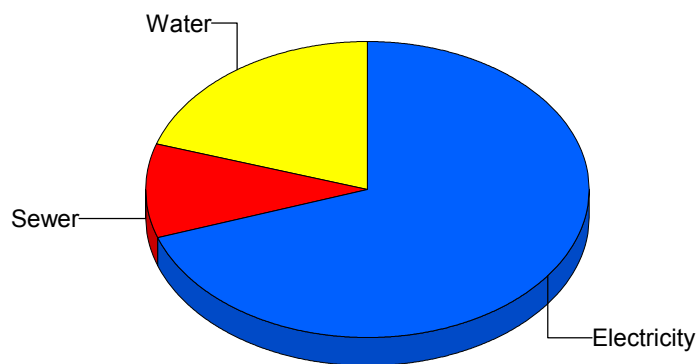
Cost Avoidance Program

Cost Summary Graph

Grouped by Energy Type

Energy Type	Use	Units	Meter Cost	Special Charges	Total Cost	Avg Unit Cost	% of Total Cost
Site: LOGAN ELEMENTARY - LOGAN ELEMENTARY							
Electricity	8,760	KWH	\$1,163.94	\$0.00	\$1,163.94	0.1329	69.84%
Water	143	CCF	\$333.21	\$0.00	\$333.21	2.3301	19.99%
Sewer	74	CCF	\$169.44	\$0.00	\$169.44	2.2897	10.17%
Total Cost:			\$1,666.59	\$0.00	\$1,666.59		

For LOGAN
ELEMENTARY



Filters: Cost Center Name Not Equal To DoNotReport; Billing Period Equal To 201307All Meter CodesAll Group Names

elpaso

Energy CAP

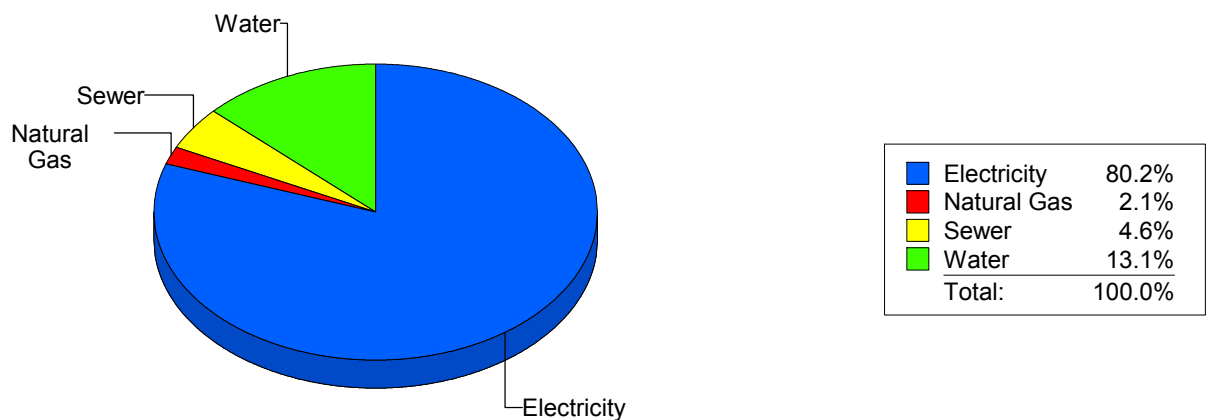
Cost Avoidance Program

Cost Summary Graph

Grouped by Energy Type

Energy Type	Use	Units	Meter Cost	Special Charges	Total Cost	Avg Unit Cost	% of Total Cost
Site: LUNDY - LUNDY							
Electricity	41,600	KWH	\$6,398.23	\$0.00	\$6,398.23	0.1538	80.22%
Natural Gas	171	CCF	\$168.93	\$0.00	\$168.93	0.9879	2.12%
Water	230	CCF	\$1,041.86	\$0.00	\$1,041.86	4.5298	13.06%
Sewer	100	CCF	\$367.23	\$0.00	\$367.23	3.6723	4.60%
Total Cost:			\$7,976.25	\$0.00	\$7,976.25		

For LUNDY



Filters: Cost Center Name Not Equal To DoNotReport; Billing Period Equal To 201307All Meter CodesAll Group Names

elpaso

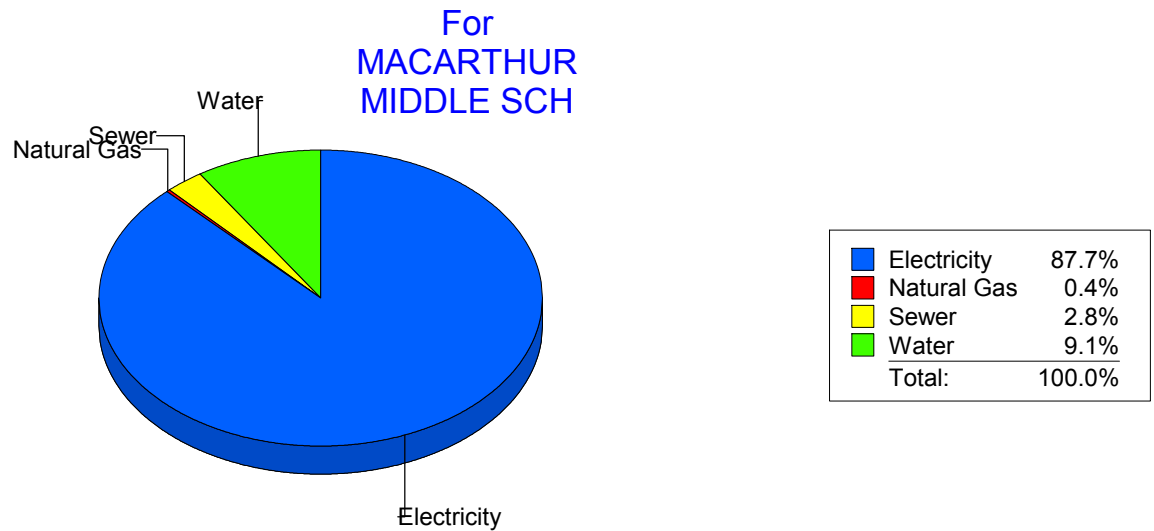
Energy CAP

Cost Avoidance Program

Cost Summary Graph

Grouped by Energy Type

Energy Type	Use	Units	Meter Cost	Special Charges	Total Cost	Avg Unit Cost	% of Total Cost
Site: MACARTHUR MIDDLE SCH - MACARTHUR MIDDLE SCH							
Electricity	102,000	KWH	\$9,941.79	\$0.00	\$9,941.79	0.0975	87.67%
Natural Gas	3	CCF	\$43.32	\$0.00	\$43.32	14.4400	0.38%
Water	288	CCF	\$1,036.12	\$0.00	\$1,036.12	3.5976	9.14%
Sewer	123	CCF	\$318.57	\$0.00	\$318.57	2.5900	2.81%
Total Cost:			\$11,339.80	\$0.00	\$11,339.80		



Filters: Cost Center Name Not Equal To DoNotReport; Billing Period Equal To 201307All Meter CodesAll Group Names

elpaso

Energy CAP

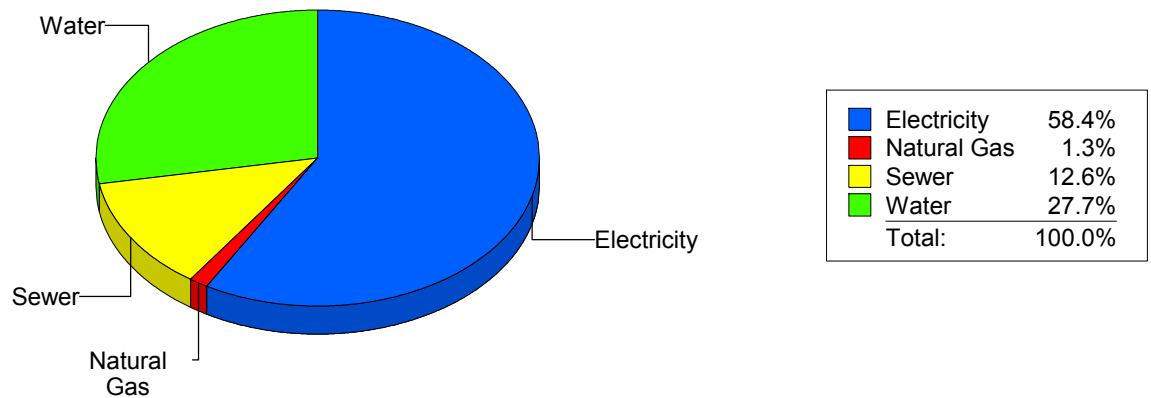
Cost Avoidance Program

Cost Summary Graph

Grouped by Energy Type

Energy Type	Use	Units	Meter Cost	Special Charges	Total Cost	Avg Unit Cost	% of Total Cost
Site: MAGOFFIN MIDDLE SCHO - MAGOFFIN MIDDLE SCHO							
Electricity	22,484	KWH	\$2,638.83	\$0.00	\$2,638.83	0.1174	58.40%
Natural Gas	32	CCF	\$57.67	\$0.00	\$57.67	1.8022	1.28%
Water	453	CCF	\$1,250.73	\$0.00	\$1,250.73	2.7610	27.68%
Sewer	248	CCF	\$571.47	\$0.00	\$571.47	2.3043	12.65%
Total Cost:			\$4,518.70	\$0.00	\$4,518.70		

For MAGOFFIN
MIDDLE SCHO



Filters: Cost Center Name Not Equal To DoNotReport; Billing Period Equal To 201307All Meter CodesAll Group Names

elpaso

Energy CAP

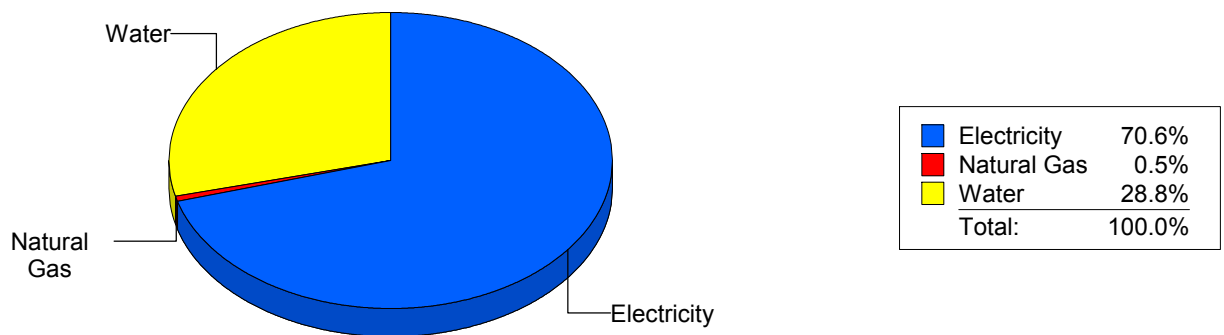
Cost Avoidance Program

Cost Summary Graph

Grouped by Energy Type

Energy Type	Use	Units	Meter Cost	Special Charges	Total Cost	Avg Unit Cost	% of Total Cost
Site: MAGOFFINMIDDLESCHOOLN047 - MAGOFFIN NEW MIDDLE SCHOOL							
Electricity	135,000	KWH	\$13,299.03	\$0.00	\$13,299.03	0.0985	70.62%
Natural Gas	116	CCF	\$101.40	\$0.00	\$101.40	0.8741	0.54%
Water	1,413	CCF	\$5,432.69	\$0.00	\$5,432.69	3.8448	28.85%
Total Cost:			\$18,833.12	\$0.00	\$18,833.12		

For MAGOFFIN
NEW MIDDLE
SCHOOL



Filters: Cost Center Name Not Equal To DoNotReport; Billing Period Equal To 201307All Meter CodesAll Group Names

elpaso

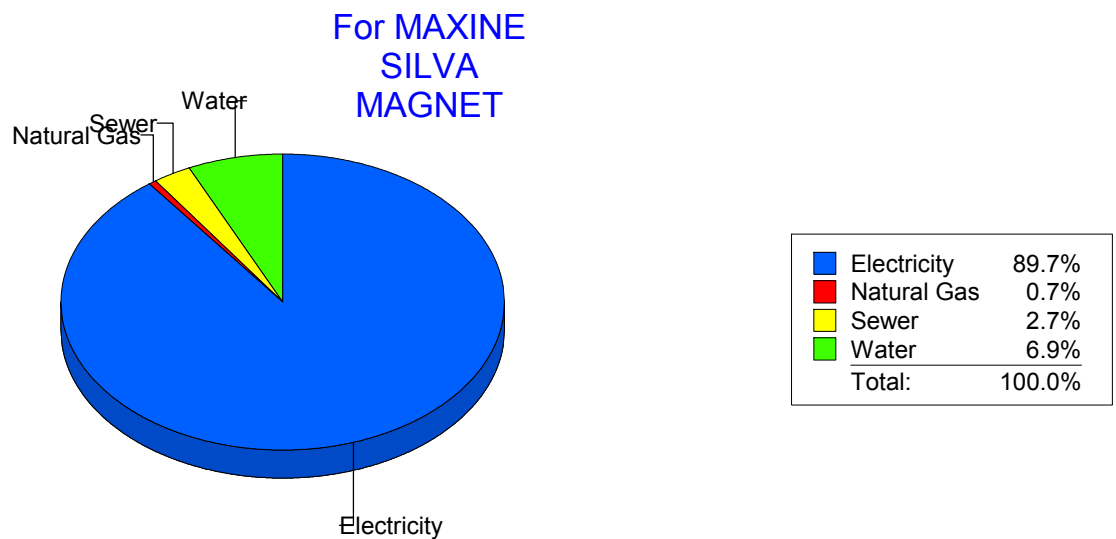
Energy CAP

Cost Avoidance Program

Cost Summary Graph

Grouped by Energy Type

Energy Type	Use	Units	Meter Cost	Special Charges	Total Cost	Avg Unit Cost	% of Total Cost
Site: MAXINE SILVA MAGNET - MAXINE SILVA MAGNET							
Electricity	79,800	KWH	\$8,790.64	\$0.00	\$8,790.64	0.1102	89.70%
Natural Gas	56	CCF	\$69.68	\$0.00	\$69.68	1.2443	0.71%
Water	220	CCF	\$676.03	\$0.00	\$676.03	3.0729	6.90%
Sewer	83	CCF	\$263.37	\$0.00	\$263.37	3.1731	2.69%
Total Cost:			\$9,799.72	\$0.00	\$9,799.72		



Filters: Cost Center Name Not Equal To DoNotReport; Billing Period Equal To 201307All Meter CodesAll Group Names

elpaso

Energy CAP

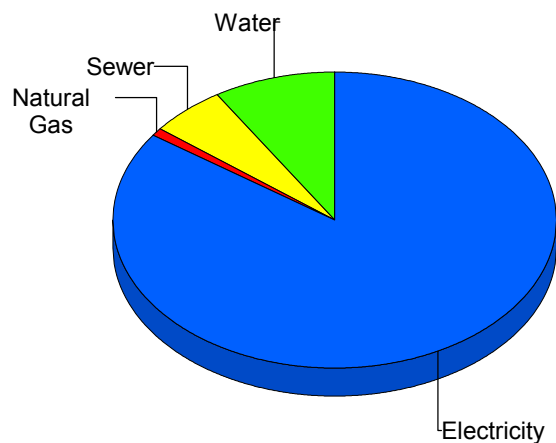
Cost Avoidance Program

Cost Summary Graph

Grouped by Energy Type

Energy Type	Use	Units	Meter Cost	Special Charges	Total Cost	Avg Unit Cost	% of Total Cost
Site: MESITA ELEMENTARY - MESITA ELEMENTARY							
Electricity	76,440	KWH	\$10,583.67	\$0.00	\$10,583.67	0.1385	84.60%
Natural Gas	96	CCF	\$131.41	\$0.00	\$131.41	1.3689	1.05%
Water	249	CCF	\$1,103.12	\$0.00	\$1,103.12	4.4302	8.82%
Sewer	335	CCF	\$691.53	\$0.00	\$691.53	2.0643	5.53%
Total Cost:			\$12,509.73	\$0.00	\$12,509.73		

For MESITA
ELEMENTARY



Electricity	84.6%
Natural Gas	1.1%
Sewer	5.5%
Water	8.8%
Total:	100.0%

Filters: Cost Center Name Not Equal To DoNotReport; Billing Period Equal To 201307All Meter CodesAll Group Names

elpaso

Energy CAP

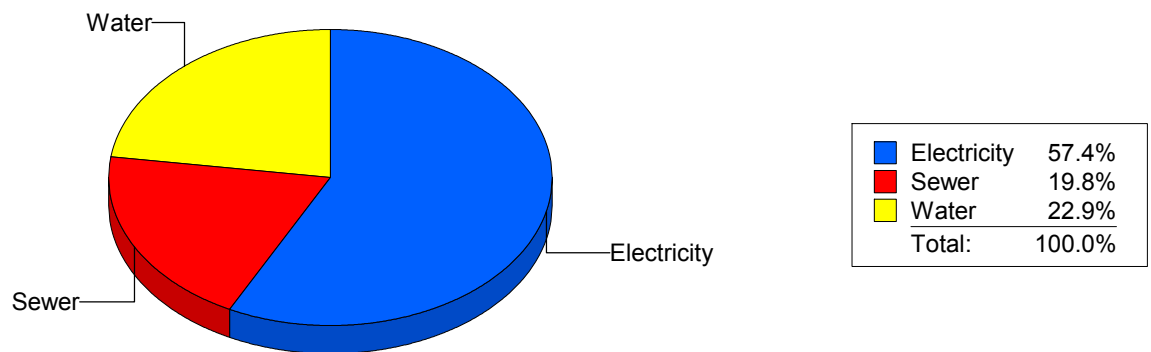
Cost Avoidance Program

Cost Summary Graph

Grouped by Energy Type

Energy Type	Use	Units	Meter Cost	Special Charges	Total Cost	Avg Unit Cost	% of Total Cost
Site: MILAM ELEMENTARY - MILAM ELEMENTARY							
Electricity	4,800	KWH	\$648.70	\$0.00	\$648.70	0.1351	57.37%
Water	79	CCF	\$258.63	\$0.00	\$258.63	3.2738	22.87%
Sewer	54	CCF	\$223.35	\$0.00	\$223.35	4.1361	19.75%
Total Cost:			\$1,130.68	\$0.00	\$1,130.68		

For MILAM
ELEMENTARY



Filters: Cost Center Name Not Equal To DoNotReport; Billing Period Equal To 201307All Meter CodesAll Group Names

elpaso

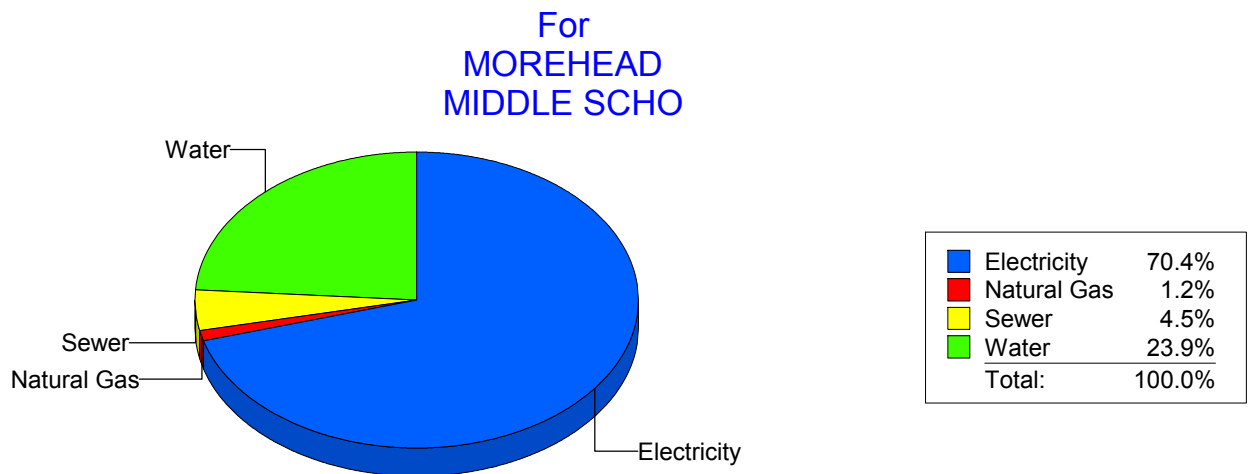
Energy CAP

Cost Avoidance Program

Cost Summary Graph

Grouped by Energy Type

Energy Type	Use	Units	Meter Cost	Special Charges	Total Cost	Avg Unit Cost	% of Total Cost
Site: MOREHEAD MIDDLE SCHO - MOREHEAD MIDDLE SCHO							
Electricity	68,244	KWH	\$8,554.13	\$0.00	\$8,554.13	0.1253	70.42%
Natural Gas	190	CCF	\$146.81	\$0.00	\$146.81	0.7727	1.21%
Water	2,193	CCF	\$2,903.99	\$0.00	\$2,903.99	1.3242	23.91%
Sewer	227	CCF	\$542.49	\$0.00	\$542.49	2.3898	4.47%
Total Cost:			\$12,147.42	\$0.00	\$12,147.42		



Filters: Cost Center Name Not Equal To DoNotReport; Billing Period Equal To 201307All Meter CodesAll Group Names

elpaso

Energy CAP

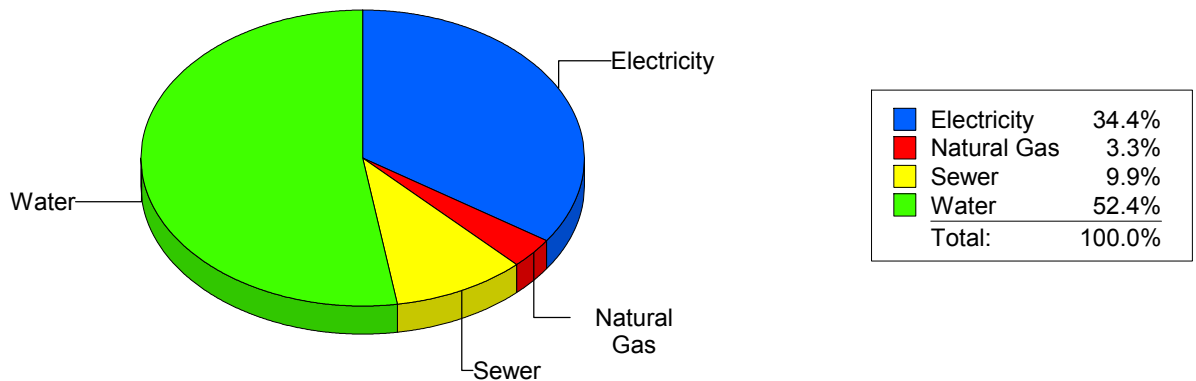
Cost Avoidance Program

Cost Summary Graph

Grouped by Energy Type

Energy Type	Use	Units	Meter Cost	Special Charges	Total Cost	Avg Unit Cost	% of Total Cost
Site: NEWMAN ELEMENTARY - NEWMAN ELEMENTARY							
Electricity	13,954	KWH	\$1,507.26	\$0.00	\$1,507.26	0.1080	34.35%
Natural Gas	42	CCF	\$146.35	\$0.00	\$146.35	3.4845	3.34%
Water	744	CCF	\$2,299.71	\$0.00	\$2,299.71	3.0910	52.42%
Sewer	227	CCF	\$434.09	\$0.00	\$434.09	1.9123	9.89%
Total Cost:			\$4,387.41	\$0.00	\$4,387.41		

For NEWMAN
ELEMENTARY



Filters: Cost Center Name Not Equal To DoNotReport; Billing Period Equal To 201307All Meter CodesAll Group Names

elpaso

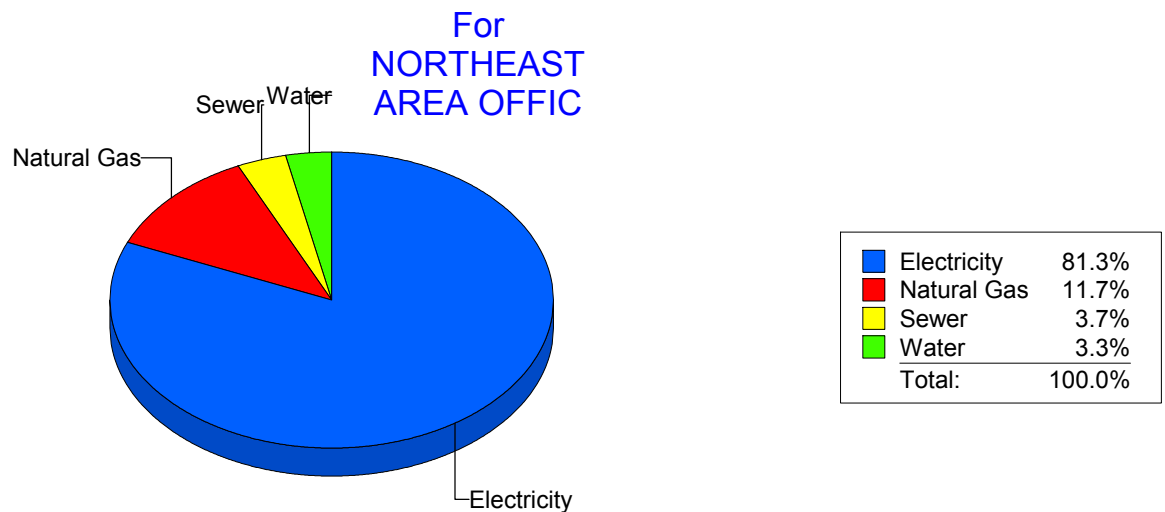
Energy CAP

Cost Avoidance Program

Cost Summary Graph

Grouped by Energy Type

Energy Type	Use	Units	Meter Cost	Special Charges	Total Cost	Avg Unit Cost	% of Total Cost
Site: NORTHEAST AREA OFFIC - NORTHEAST AREA OFFIC							
Electricity	9,520	KWH	\$1,192.71	\$0.00	\$1,192.71	0.1253	81.27%
Natural Gas	10	CCF	\$172.27	\$0.00	\$172.27	17.2270	11.74%
Water	1	CCF	\$47.84	\$0.00	\$47.84	47.8400	3.26%
Sewer	8	CCF	\$54.76	\$0.00	\$54.76	6.8450	3.73%
Total Cost:			\$1,467.58	\$0.00	\$1,467.58		



Filters: Cost Center Name Not Equal To DoNotReport; Billing Period Equal To 201307All Meter CodesAll Group Names

elpaso


Energy CAP

Cost Avoidance Program

Cost Summary Graph

Grouped by Energy Type

Energy Type	Use	Units	Meter Cost	Special Charges	Total Cost	Avg Unit Cost	% of Total Cost
Site: NORTHEAST AREA TRANS - NORTHEAST AREA TRANS							
Electricity	5,250	KWH	\$530.18	\$0.00	\$530.18	0.1010	26.70%
Natural Gas	16	CCF	\$91.60	\$0.00	\$91.60	5.7250	4.61%
Water	231	CCF	\$1,074.17	\$0.00	\$1,074.17	4.6501	54.09%
Sewer	44	CCF	\$289.95	\$0.00	\$289.95	6.5898	14.60%
Total Cost:			\$1,985.90	\$0.00	\$1,985.90		



Filters: Cost Center Name Not Equal To DoNotReport; Billing Period Equal To 201307All Meter CodesAll Group Names

el Paso

Energy CAP

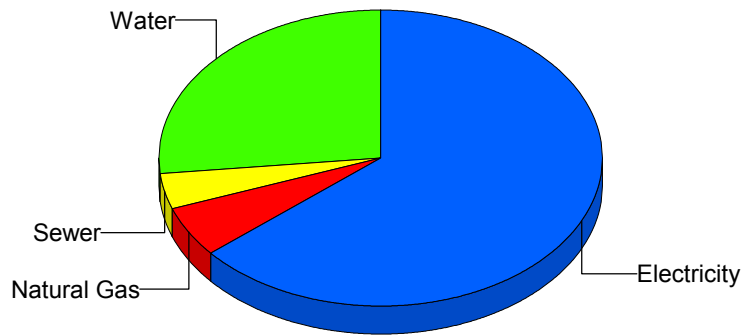
Cost Avoidance Program

Cost Summary Graph

Grouped by Energy Type

Energy Type	Use	Units	Meter Cost	Special Charges	Total Cost	Avg Unit Cost	% of Total Cost
Site: OCCUPATIONAL CTR. - OCCUPATIONAL CTR.							
Electricity	3,900	KWH	\$924.27	\$0.00	\$924.27	0.2370	64.01%
Natural Gas	65	CCF	\$76.77	\$0.00	\$76.77	1.1811	5.32%
Water	61	CCF	\$383.84	\$0.00	\$383.84	6.2925	26.58%
Sewer	4	CCF	\$59.03	\$0.00	\$59.03	14.7575	4.09%
Total Cost:			\$1,443.91	\$0.00	\$1,443.91		

For
OCCUPATIONAL
CTR.



Electricity	64.0%
Natural Gas	5.3%
Sewer	4.1%
Water	26.6%
Total:	100.0%

Filters: Cost Center Name Not Equal To DoNotReport; Billing Period Equal To 201307All Meter CodesAll Group Names

elpaso

Energy CAP

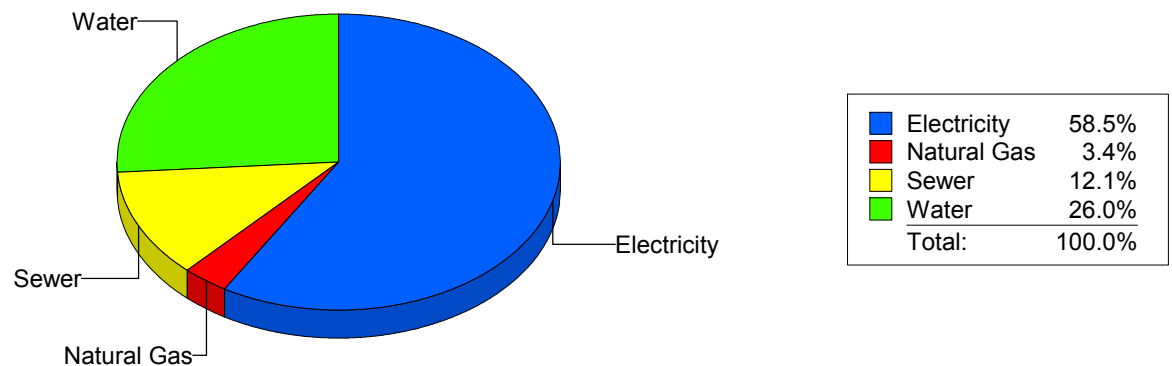
Cost Avoidance Program

Cost Summary Graph

Grouped by Energy Type

Energy Type	Use	Units	Meter Cost	Special Charges	Total Cost	Avg Unit Cost	% of Total Cost
Site: PARK ELEMENTARY - PARK ELEMENTARY							
Electricity	11,392	KWH	\$2,110.66	\$0.00	\$2,110.66	0.1853	58.49%
Natural Gas	78	CCF	\$122.26	\$0.00	\$122.26	1.5674	3.39%
Water	315	CCF	\$937.62	\$0.00	\$937.62	2.9766	25.98%
Sewer	181	CCF	\$437.93	\$0.00	\$437.93	2.4195	12.14%
Total Cost:			\$3,608.47	\$0.00	\$3,608.47		

For PARK
ELEMENTARY



Filters: Cost Center Name Not Equal To DoNotReport; Billing Period Equal To 201307All Meter CodesAll Group Names

elpaso

Energy CAP

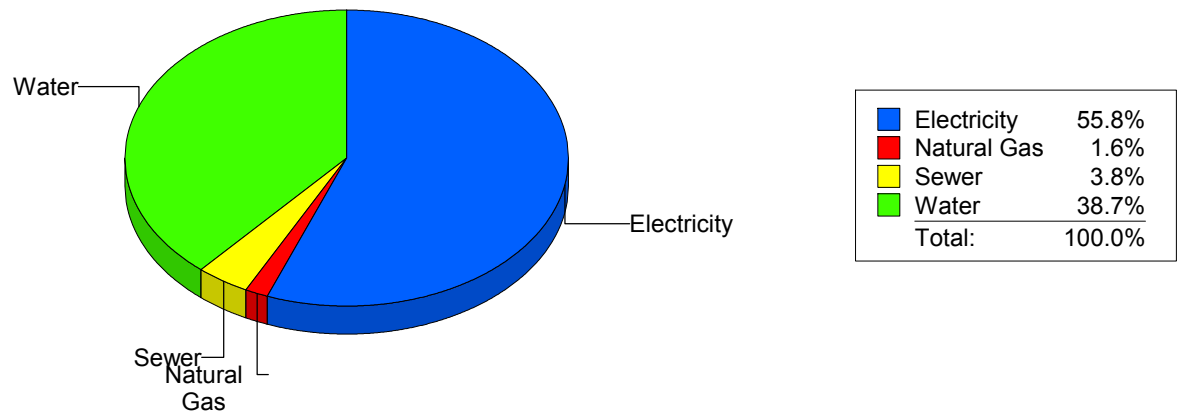
Cost Avoidance Program

Cost Summary Graph

Grouped by Energy Type

Energy Type	Use	Units	Meter Cost	Special Charges	Total Cost	Avg Unit Cost	% of Total Cost
Site: PAUL MORENO - PAUL MORENO							
Electricity	43,800	KWH	\$5,617.48	\$0.00	\$5,617.48	0.1283	55.83%
Natural Gas	148	CCF	\$162.86	\$0.00	\$162.86	1.1004	1.62%
Water	777	CCF	\$3,894.56	\$0.00	\$3,894.56	5.0123	38.71%
Sewer	134	CCF	\$387.26	\$0.00	\$387.26	2.8900	3.85%
Total Cost:			\$10,062.16	\$0.00	\$10,062.16		

For PAUL MORENO



Filters: Cost Center Name Not Equal To DoNotReport; Billing Period Equal To 201307All Meter CodesAll Group Names

elpaso

Energy CAP

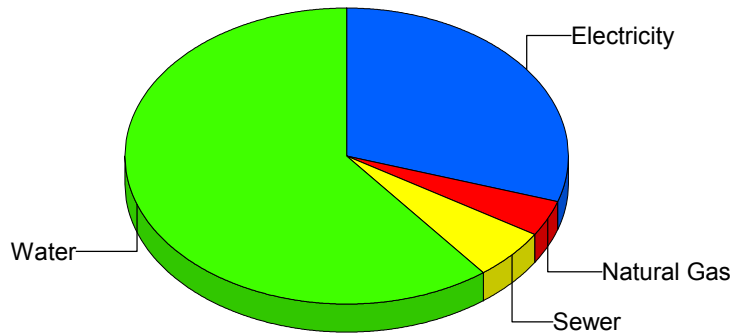
Cost Avoidance Program

Cost Summary Graph

Grouped by Energy Type

Energy Type	Use	Units	Meter Cost	Special Charges	Total Cost	Avg Unit Cost	% of Total Cost
Site: POLK ELEMENTARY - POLK ELEMENTARY							
Electricity	13,300	KWH	\$1,509.15	\$0.00	\$1,509.15	0.1135	30.10%
Natural Gas	192	CCF	\$189.85	\$0.00	\$189.85	0.9888	3.79%
Water	691	CCF	\$3,038.14	\$0.00	\$3,038.14	4.3967	60.59%
Sewer	93	CCF	\$277.17	\$0.00	\$277.17	2.9803	5.53%
Total Cost:			\$5,014.31	\$0.00	\$5,014.31		

For POLK
ELEMENTARY



Electricity	30.1%
Natural Gas	3.8%
Sewer	5.5%
Water	60.6%
Total:	100.0%

Filters: Cost Center Name Not Equal To DoNotReport; Billing Period Equal To 201307All Meter CodesAll Group Names

elpaso

Energy CAP

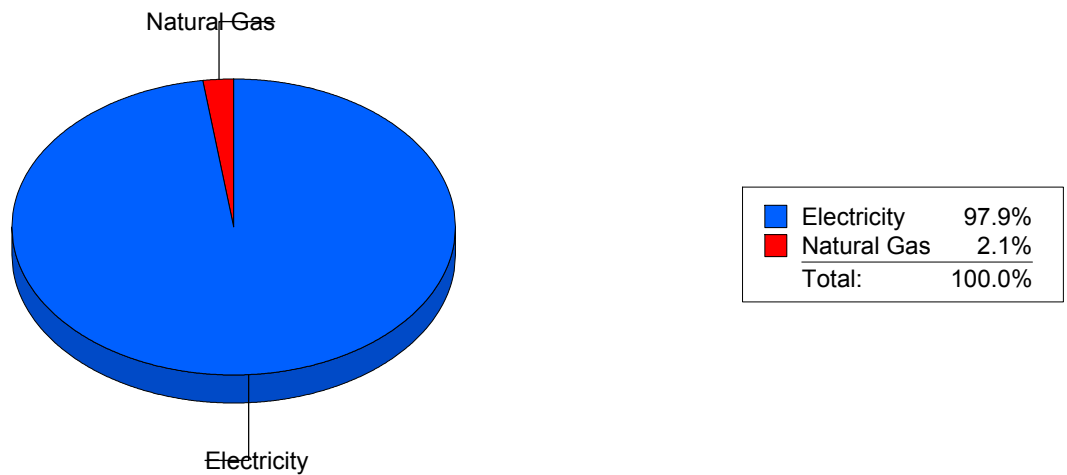
Cost Avoidance Program

Cost Summary Graph

Grouped by Energy Type

Energy Type	Use	Units	Meter Cost	Special Charges	Total Cost	Avg Unit Cost	% of Total Cost
Site: POWELL - POWELL							
Electricity	33,840	KWH	\$5,871.79	\$0.00	\$5,871.79	0.1735	97.88%
Natural Gas	158	CCF	\$127.17	\$0.00	\$127.17	0.8049	2.12%
Total Cost:			\$5,998.96	\$0.00	\$5,998.96		

For POWELL



Filters: Cost Center Name Not Equal To DoNotReport; Billing Period Equal To 201307All Meter CodesAll Group Names

elpaso

Energy CAP

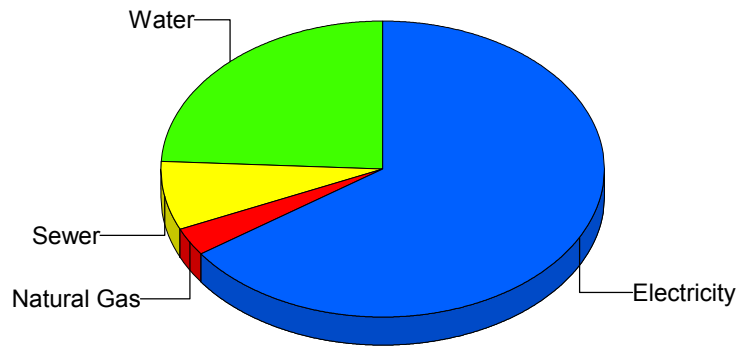
Cost Avoidance Program

Cost Summary Graph

Grouped by Energy Type

Energy Type	Use	Units	Meter Cost	Special Charges	Total Cost	Avg Unit Cost	% of Total Cost
Site: PUTNAM ELEMENTARY - PUTNAM ELEMENTARY							
Electricity	10,414	KWH	\$2,049.24	\$0.00	\$2,049.24	0.1968	65.33%
Natural Gas	16	CCF	\$91.60	\$0.00	\$91.60	5.7250	2.92%
Water	275	CCF	\$758.49	\$0.00	\$758.49	2.7581	24.18%
Sewer	115	CCF	\$237.35	\$0.00	\$237.35	2.0639	7.57%
Total Cost:			\$3,136.68	\$0.00	\$3,136.68		

For PUTNAM
ELEMENTARY



Electricity	65.3%
Natural Gas	2.9%
Sewer	7.6%
Water	24.2%
Total:	100.0%

Filters: Cost Center Name Not Equal To DoNotReport; Billing Period Equal To 201307All Meter CodesAll Group Names

elpaso

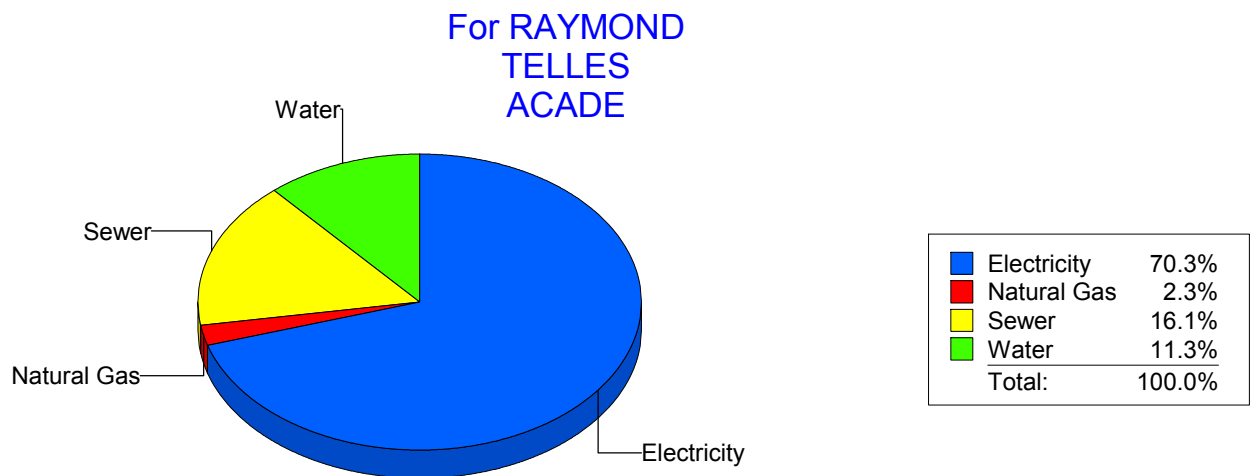
Energy CAP

Cost Avoidance Program

Cost Summary Graph

Grouped by Energy Type

Energy Type	Use	Units	Meter Cost	Special Charges	Total Cost	Avg Unit Cost	% of Total Cost
Site: RAYMOND TELLES ACADE - RAYMOND TELLES ACADE							
Electricity	11,000	KWH	\$1,410.96	\$0.00	\$1,410.96	0.1283	70.30%
Natural Gas	8	CCF	\$45.80	\$0.00	\$45.80	5.7250	2.28%
Water	44	CCF	\$227.63	\$0.00	\$227.63	5.1734	11.34%
Sewer	126	CCF	\$322.71	\$0.00	\$322.71	2.5612	16.08%
Total Cost:			\$2,007.10	\$0.00	\$2,007.10		



Filters: Cost Center Name Not Equal To DoNotReport; Billing Period Equal To 201307All Meter CodesAll Group Names

elpaso

Energy CAP

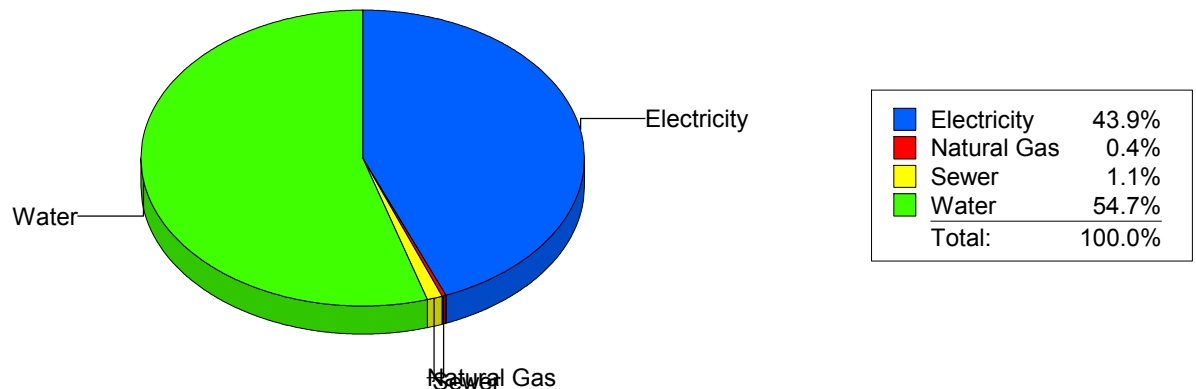
Cost Avoidance Program

Cost Summary Graph

Grouped by Energy Type

Energy Type	Use	Units	Meter Cost	Special Charges	Total Cost	Avg Unit Cost	% of Total Cost
Site: RICHARDSON MIDDLE - RICHARDSON MIDDLE							
Electricity	80,100	KWH	\$11,537.95	\$0.00	\$11,537.95	0.1440	43.85%
Natural Gas	131	CCF	\$110.60	\$0.00	\$110.60	0.8443	0.42%
Water	2,758	CCF	\$14,385.18	\$0.00	\$14,385.18	5.2158	54.67%
Sewer	93	CCF	\$277.17	\$0.00	\$277.17	2.9803	1.05%
Total Cost:			\$26,310.90	\$0.00	\$26,310.90		

For
RICHARDSON
MIDDLE



Filters: Cost Center Name Not Equal To DoNotReport; Billing Period Equal To 201307All Meter CodesAll Group Names

elpaso

Energy CAP

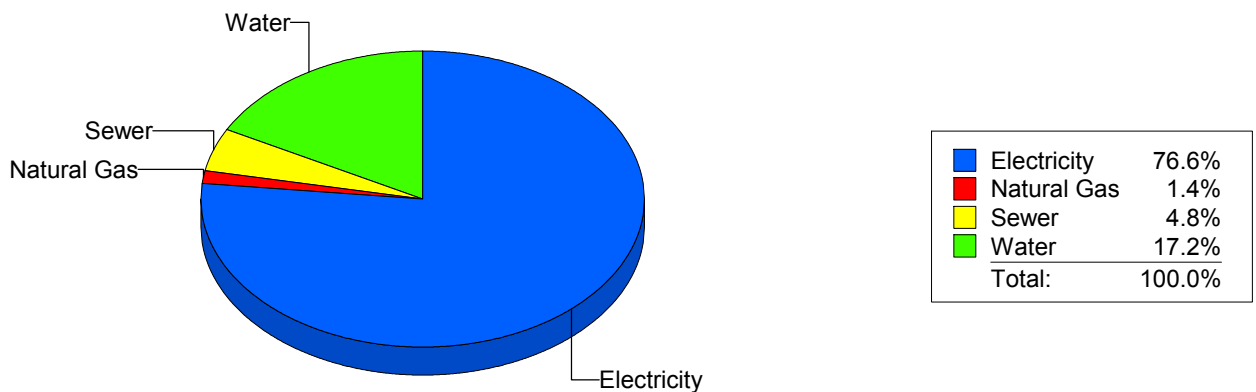
Cost Avoidance Program

Cost Summary Graph

Grouped by Energy Type

Energy Type	Use	Units	Meter Cost	Special Charges	Total Cost	Avg Unit Cost	% of Total Cost
Site: RIVERA ELEMENTARY - RIVERA ELEMENTARY							
Electricity	31,440	KWH	\$5,827.08	\$0.00	\$5,827.08	0.1853	76.62%
Natural Gas	120	CCF	\$103.84	\$0.00	\$103.84	0.8653	1.37%
Water	382	CCF	\$1,307.84	\$0.00	\$1,307.84	3.4237	17.20%
Sewer	158	CCF	\$366.87	\$0.00	\$366.87	2.3220	4.82%
Total Cost:			\$7,605.63	\$0.00	\$7,605.63		

For RIVERA
ELEMENTARY



Filters: Cost Center Name Not Equal To DoNotReport; Billing Period Equal To 201307All Meter CodesAll Group Names

elpaso

Energy CAP

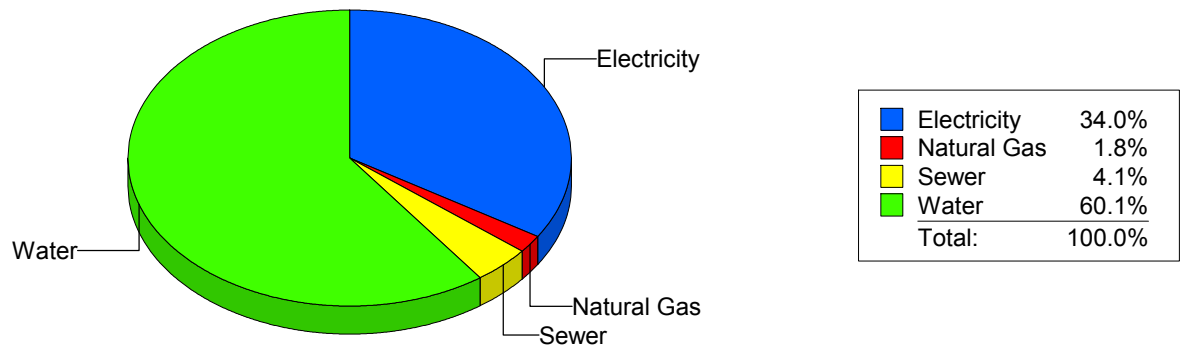
Cost Avoidance Program

Cost Summary Graph

Grouped by Energy Type

Energy Type	Use	Units	Meter Cost	Special Charges	Total Cost	Avg Unit Cost	% of Total Cost
Site: ROBERTS ELEMENTARY - ROBERTS ELEMENTARY							
Electricity	34,158	KWH	\$3,448.57	\$0.00	\$3,448.57	0.1010	34.00%
Natural Gas	187	CCF	\$185.17	\$0.00	\$185.17	0.9902	1.83%
Water	1,409	CCF	\$6,098.90	\$0.00	\$6,098.90	4.3285	60.13%
Sewer	182	CCF	\$410.92	\$0.00	\$410.92	2.2578	4.05%
Total Cost:			\$10,143.56	\$0.00	\$10,143.56		

For ROBERTS
ELEMENTARY



Filters: Cost Center Name Not Equal To DoNotReport; Billing Period Equal To 201307All Meter CodesAll Group Names

elpaso

Energy CAP

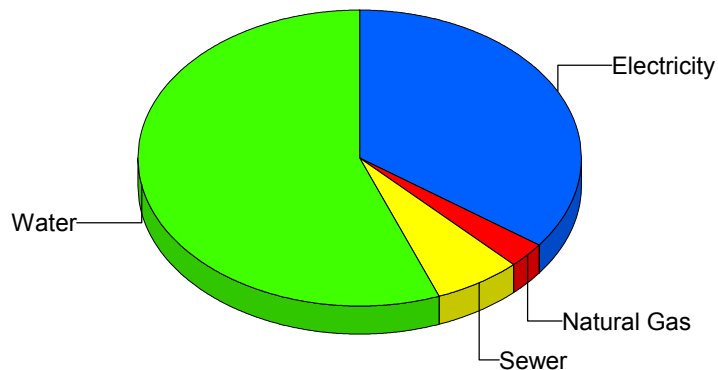
Cost Avoidance Program

Cost Summary Graph

Grouped by Energy Type

Energy Type	Use	Units	Meter Cost	Special Charges	Total Cost	Avg Unit Cost	% of Total Cost
Site: ROSA GUERRERO ELEMEN - ROSA GUERRERO ELEMEN							
Electricity	17,683	KWH	\$1,982.66	\$0.00	\$1,982.66	0.1121	35.09%
Natural Gas	118	CCF	\$144.07	\$0.00	\$144.07	1.2209	2.55%
Water	1,066	CCF	\$3,147.25	\$0.00	\$3,147.25	2.9524	55.70%
Sewer	116	CCF	\$376.23	\$0.00	\$376.23	3.2434	6.66%
Total Cost:			\$5,650.21	\$0.00	\$5,650.21		

For ROSA
GUERRERO
ELEMEN



Electricity	35.1%
Natural Gas	2.5%
Sewer	6.7%
Water	55.7%
Total:	100.0%

Filters: Cost Center Name Not Equal To DoNotReport; Billing Period Equal To 201307All Meter CodesAll Group Names

elpaso

Energy CAP

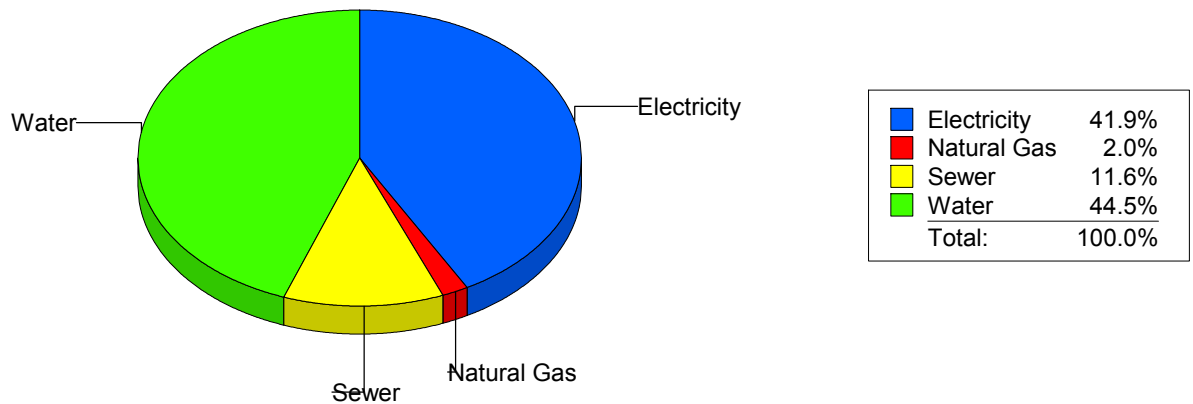
Cost Avoidance Program

Cost Summary Graph

Grouped by Energy Type

Energy Type	Use	Units	Meter Cost	Special Charges	Total Cost	Avg Unit Cost	% of Total Cost
Site: ROSS MIDDLE SCHOOL - ROSS MIDDLE SCHOOL							
Electricity	26,581	KWH	\$3,824.99	\$0.00	\$3,824.99	0.1439	41.92%
Natural Gas	241	CCF	\$178.13	\$0.00	\$178.13	0.7391	1.95%
Water	1,702	CCF	\$4,058.27	\$0.00	\$4,058.27	2.3844	44.48%
Sewer	662	CCF	\$1,062.39	\$0.00	\$1,062.39	1.6048	11.64%
Total Cost:			\$9,123.78	\$0.00	\$9,123.78		

For ROSS
MIDDLE
SCHOOL



Filters: Cost Center Name Not Equal To DoNotReport; Billing Period Equal To 201307All Meter CodesAll Group Names

elpaso

Energy CAP

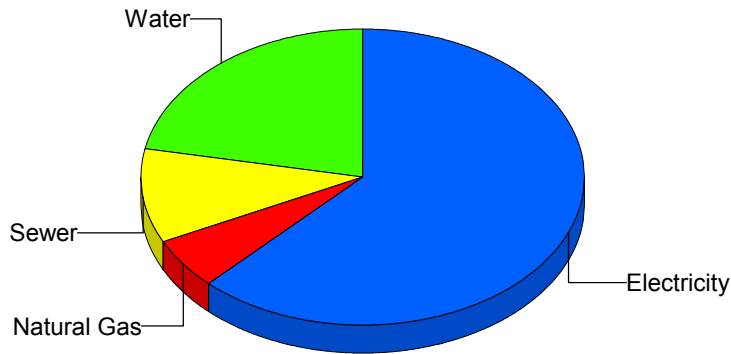
Cost Avoidance Program

Cost Summary Graph

Grouped by Energy Type

Energy Type	Use	Units	Meter Cost	Special Charges	Total Cost	Avg Unit Cost	% of Total Cost
Site: RUSK ELEMENTARY - RUSK ELEMENTARY							
Electricity	11,194	KWH	\$1,626.03	\$0.00	\$1,626.03	0.1453	62.28%
Natural Gas	35	CCF	\$142.87	\$0.00	\$142.87	4.0820	5.47%
Water	199	CCF	\$576.19	\$0.00	\$576.19	2.8954	22.07%
Sewer	87	CCF	\$265.63	\$0.00	\$265.63	3.0532	10.17%
Total Cost:			\$2,610.72	\$0.00	\$2,610.72		

For RUSK
ELEMENTARY



Filters: Cost Center Name Not Equal To DoNotReport; Billing Period Equal To 201307All Meter CodesAll Group Names

elpaso

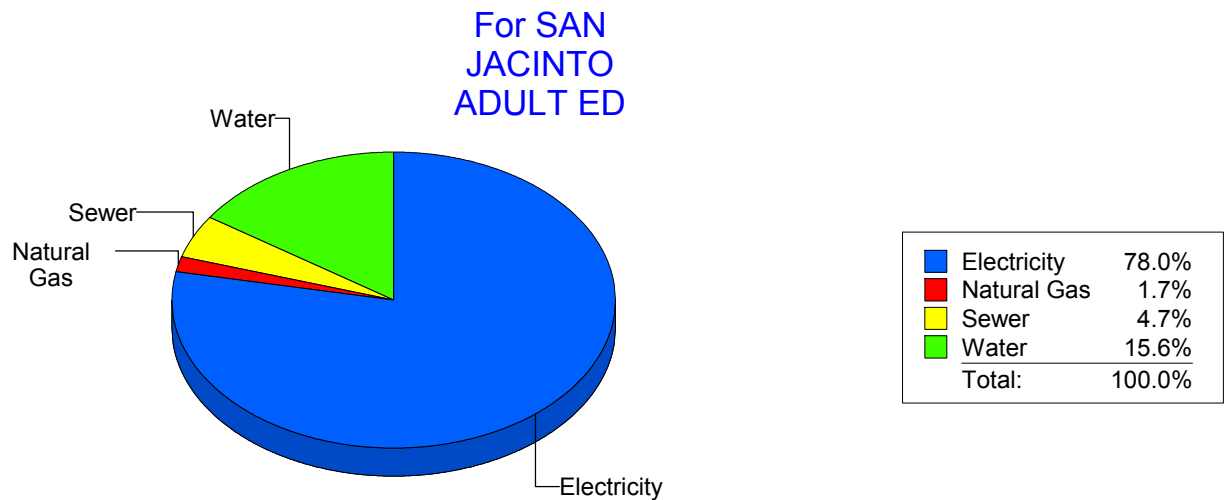
Energy CAP

Cost Avoidance Program

Cost Summary Graph

Grouped by Energy Type

Energy Type	Use	Units	Meter Cost	Special Charges	Total Cost	Avg Unit Cost	% of Total Cost
Site: SAN JACINTO ADULT ED - SAN JACINTO ADULT ED							
Electricity	9,600	KWH	\$1,875.33	\$0.00	\$1,875.33	0.1953	77.96%
Natural Gas	0	CCF	\$41.82	\$0.00	\$41.82	0.0000	1.74%
Water	109	CCF	\$375.57	\$0.00	\$375.57	3.4456	15.61%
Sewer	33	CCF	\$112.86	\$0.00	\$112.86	3.4200	4.69%
Total Cost:			\$2,405.58	\$0.00	\$2,405.58		



Filters: Cost Center Name Not Equal To DoNotReport; Billing Period Equal To 201307All Meter CodesAll Group Names

elpaso

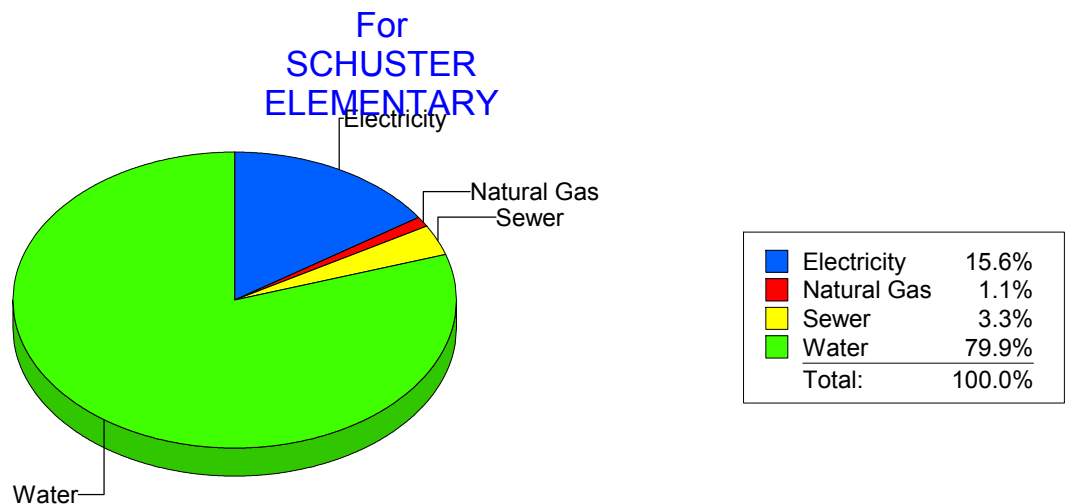
Energy CAP

Cost Avoidance Program

Cost Summary Graph

Grouped by Energy Type

Energy Type	Use	Units	Meter Cost	Special Charges	Total Cost	Avg Unit Cost	% of Total Cost
Site: SCHUSTER ELEMENTARY - SCHUSTER ELEMENTARY							
Electricity	6,456	KWH	\$841.96	\$0.00	\$841.96	0.1304	15.59%
Natural Gas	38	CCF	\$60.72	\$0.00	\$60.72	1.5979	1.12%
Water	930	CCF	\$4,315.87	\$0.00	\$4,315.87	4.6407	79.94%
Sewer	82	CCF	\$180.48	\$0.00	\$180.48	2.2010	3.34%
Total Cost:			\$5,399.03	\$0.00	\$5,399.03		



Filters: Cost Center Name Not Equal To DoNotReport; Billing Period Equal To 201307All Meter CodesAll Group Names

elpaso

Energy CAP

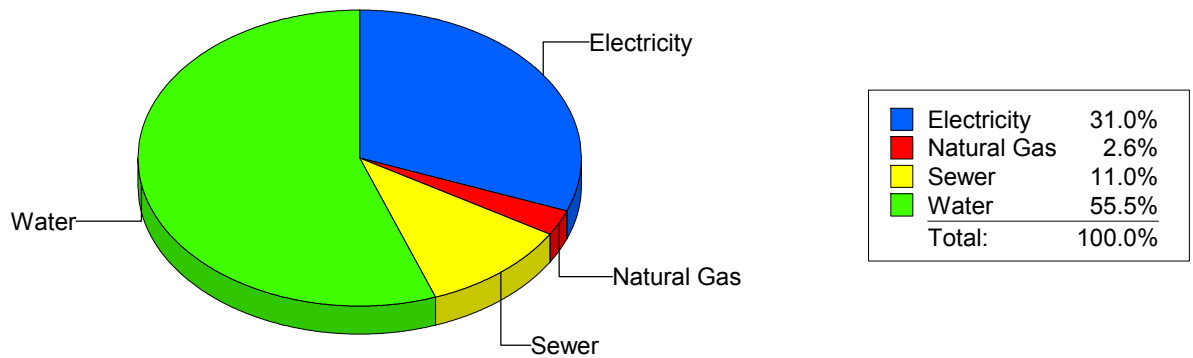
Cost Avoidance Program

Cost Summary Graph

Grouped by Energy Type

Energy Type	Use	Units	Meter Cost	Special Charges	Total Cost	Avg Unit Cost	% of Total Cost
Site: STANTON ELEMENTARY - STANTON ELEMENTARY							
Electricity	7,376	KWH	\$1,130.95	\$0.00	\$1,130.95	0.1533	30.95%
Natural Gas	23	CCF	\$95.18	\$0.00	\$95.18	4.1383	2.61%
Water	659	CCF	\$2,026.63	\$0.00	\$2,026.63	3.0753	55.47%
Sewer	203	CCF	\$400.97	\$0.00	\$400.97	1.9752	10.97%
Total Cost:			\$3,653.73	\$0.00	\$3,653.73		

For STANTON
ELEMENTARY



Filters: Cost Center Name Not Equal To DoNotReport; Billing Period Equal To 201307All Meter CodesAll Group Names

elpaso

Energy CAP

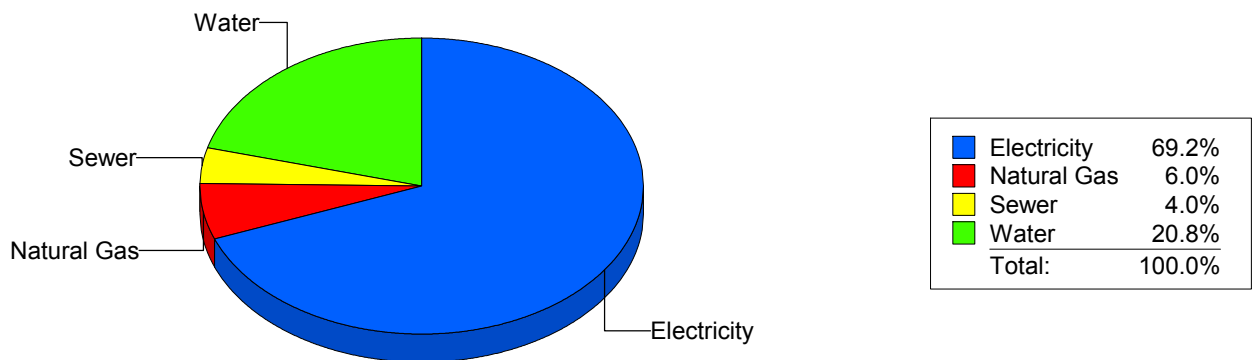
Cost Avoidance Program

Cost Summary Graph

Grouped by Energy Type

Energy Type	Use	Units	Meter Cost	Special Charges	Total Cost	Avg Unit Cost	% of Total Cost
Site: SUNSET HIGH - SUNSET HIGH							
Electricity	11,880	KWH	\$1,556.40	\$0.00	\$1,556.40	0.1310	69.19%
Natural Gas	171	CCF	\$134.84	\$0.00	\$134.84	0.7885	5.99%
Water	102	CCF	\$467.47	\$0.00	\$467.47	4.5830	20.78%
Sewer	17	CCF	\$90.78	\$0.00	\$90.78	5.3400	4.04%
Total Cost:			\$2,249.49	\$0.00	\$2,249.49		

For SUNSET HIGH



Filters: Cost Center Name Not Equal To DoNotReport; Billing Period Equal To 201307All Meter CodesAll Group Names

elpaso

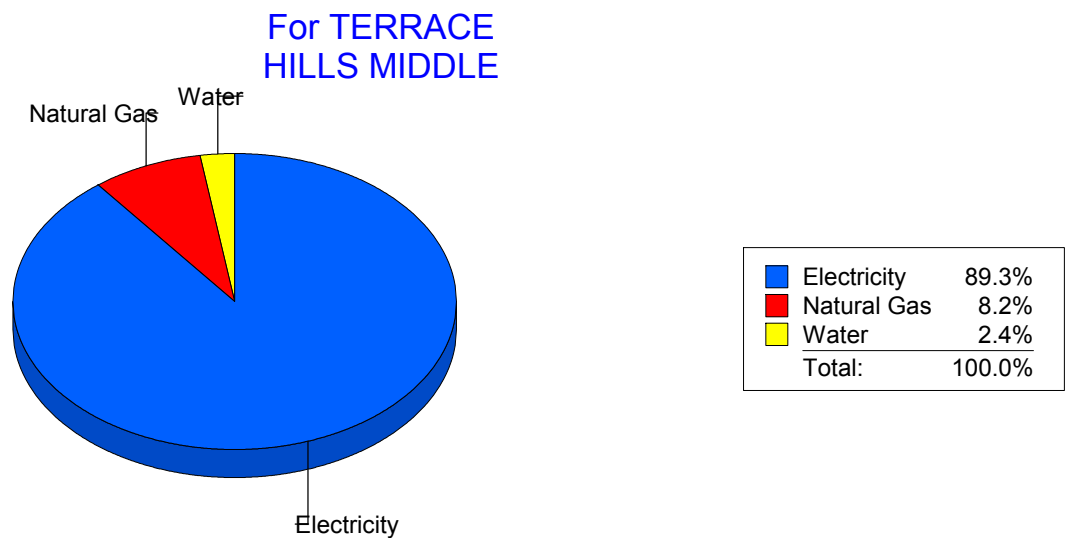
Energy CAP

Cost Avoidance Program

Cost Summary Graph

Grouped by Energy Type

Energy Type	Use	Units	Meter Cost	Special Charges	Total Cost	Avg Unit Cost	% of Total Cost
Site: TERRACE HILLS MIDDLE - TERRACE HILLS MIDDLE							
Electricity	13,200	KWH	\$1,433.75	\$0.00	\$1,433.75	0.1086	89.32%
Natural Gas	97	CCF	\$132.04	\$0.00	\$132.04	1.3612	8.23%
Water	0	CCF	\$39.32	\$0.00	\$39.32	0.0000	2.45%
Total Cost:			\$1,605.11	\$0.00	\$1,605.11		



Filters: Cost Center Name Not Equal To DoNotReport; Billing Period Equal To 201307All Meter CodesAll Group Names

elpaso

Energy CAP

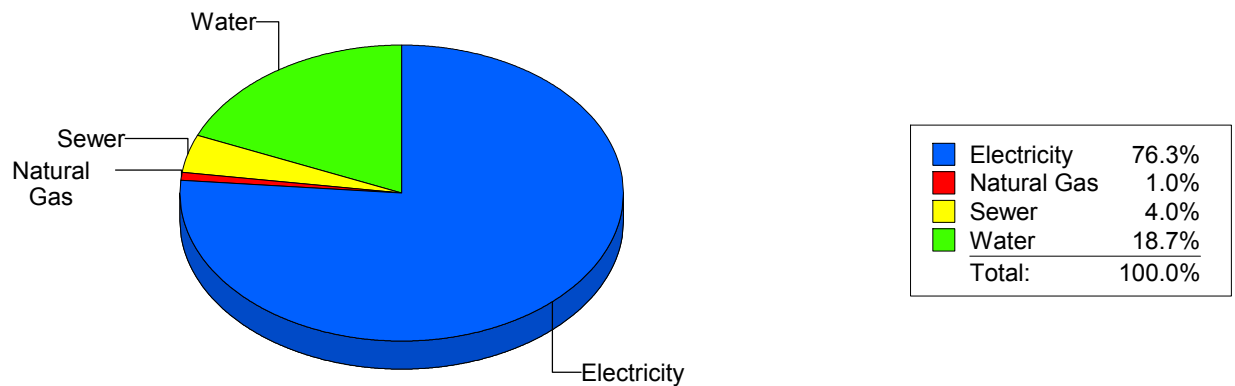
Cost Avoidance Program

Cost Summary Graph

Grouped by Energy Type

Energy Type	Use	Units	Meter Cost	Special Charges	Total Cost	Avg Unit Cost	% of Total Cost
Site: TIPPIN - TIPPIN ELEMENTARY							
Electricity	55,560	KWH	\$6,145.15	\$0.00	\$6,145.15	0.1106	76.26%
Natural Gas	83	CCF	\$83.11	\$0.00	\$83.11	1.0013	1.03%
Water	390	CCF	\$1,509.98	\$0.00	\$1,509.98	3.8717	18.74%
Sewer	124	CCF	\$319.95	\$0.00	\$319.95	2.5802	3.97%
Total Cost:			\$8,058.19	\$0.00	\$8,058.19		

For TIPPIN
ELEMENTARY



Filters: Cost Center Name Not Equal To DoNotReport; Billing Period Equal To 201307All Meter CodesAll Group Names

elpaso

Energy CAP

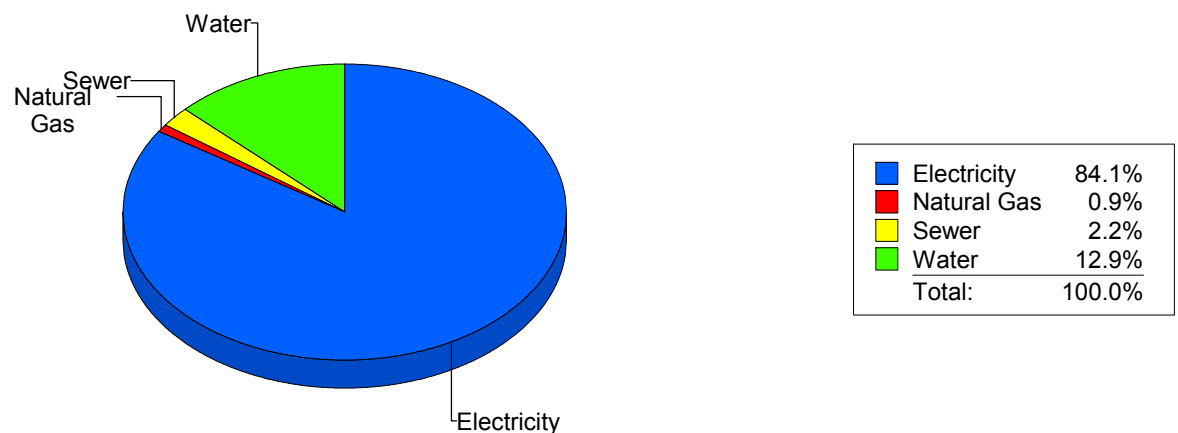
Cost Avoidance Program

Cost Summary Graph

Grouped by Energy Type

Energy Type	Use	Units	Meter Cost	Special Charges	Total Cost	Avg Unit Cost	% of Total Cost
Site: TOMLEA - TOM LEA							
Electricity	77,640	KWH	\$9,734.13	\$0.00	\$9,734.13	0.1254	84.05%
Natural Gas	116	CCF	\$101.40	\$0.00	\$101.40	0.8741	0.88%
Water	364	CCF	\$1,492.04	\$0.00	\$1,492.04	4.0990	12.88%
Sewer	76	CCF	\$253.71	\$0.00	\$253.71	3.3383	2.19%
Total Cost:			\$11,581.28	\$0.00	\$11,581.28		

For TOM LEA



Filters: Cost Center Name Not Equal To DoNotReport; Billing Period Equal To 201307All Meter CodesAll Group Names

elpaso

Energy CAP

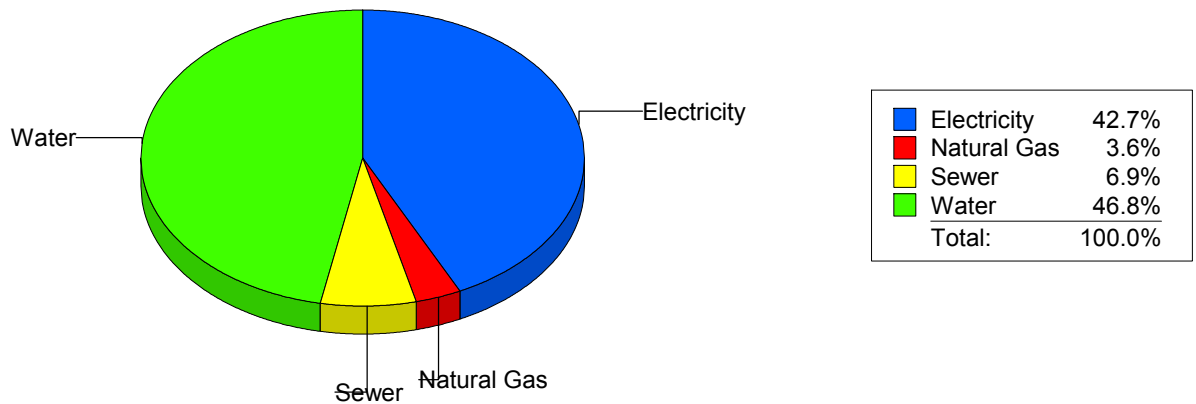
Cost Avoidance Program

Cost Summary Graph

Grouped by Energy Type

Energy Type	Use	Units	Meter Cost	Special Charges	Total Cost	Avg Unit Cost	% of Total Cost
Site: TRAVIS ELEMENTARY SC - TRAVIS ELEMENTARY SC							
Electricity	10,803	KWH	\$1,459.73	\$0.00	\$1,459.73	0.1351	42.69%
Natural Gas	76	CCF	\$121.45	\$0.00	\$121.45	1.5980	3.55%
Water	381	CCF	\$1,601.31	\$0.00	\$1,601.31	4.2029	46.83%
Sewer	84	CCF	\$236.75	\$0.00	\$236.75	2.8185	6.92%
Total Cost:			\$3,419.24	\$0.00	\$3,419.24		

For TRAVIS
ELEMENTARY
SC



Filters: Cost Center Name Not Equal To DoNotReport; Billing Period Equal To 201307All Meter CodesAll Group Names

elpaso

Energy CAP

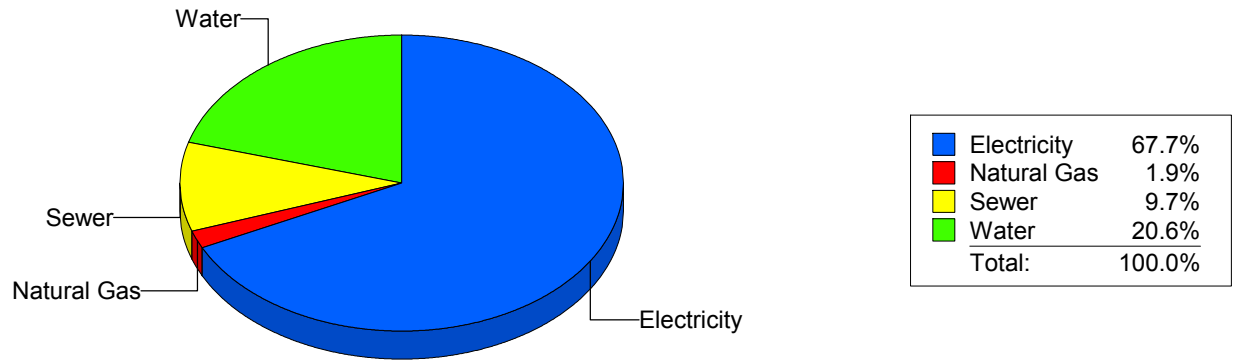
Cost Avoidance Program

Cost Summary Graph

Grouped by Energy Type

Energy Type	Use	Units	Meter Cost	Special Charges	Total Cost	Avg Unit Cost	% of Total Cost
Site: VILAS ELEMENTARY - VILAS ELEMENTARY							
Electricity	31,387	KWH	\$4,977.46	\$0.00	\$4,977.46	0.1586	67.71%
Natural Gas	34	CCF	\$142.36	\$0.00	\$142.36	4.1871	1.94%
Water	639	CCF	\$1,515.80	\$0.00	\$1,515.80	2.3721	20.62%
Sewer	323	CCF	\$715.02	\$0.00	\$715.02	2.2137	9.73%
Total Cost:			\$7,350.64	\$0.00	\$7,350.64		

For VILAS
ELEMENTARY



Filters: Cost Center Name Not Equal To DoNotReport; Billing Period Equal To 201307All Meter CodesAll Group Names

elpaso

Energy CAP

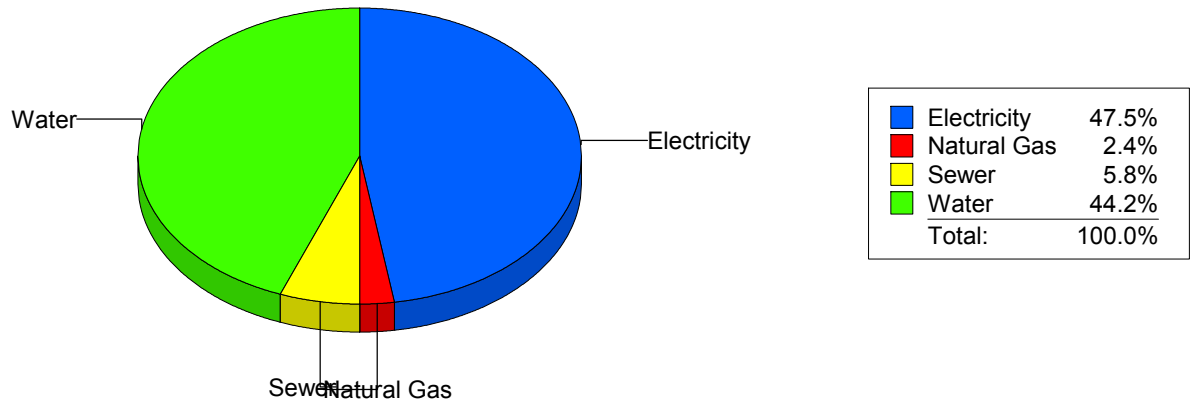
Cost Avoidance Program

Cost Summary Graph

Grouped by Energy Type

Energy Type	Use	Units	Meter Cost	Special Charges	Total Cost	Avg Unit Cost	% of Total Cost
Site: WAINWRIGHT ELEMENTAR - WAINWRIGHT ELEMENTAR							
Electricity	12,229	KWH	\$1,732.56	\$0.00	\$1,732.56	0.1417	47.55%
Natural Gas	8	CCF	\$87.62	\$0.00	\$87.62	10.9525	2.40%
Water	365	CCF	\$1,611.69	\$0.00	\$1,611.69	4.4156	44.23%
Sewer	56	CCF	\$211.92	\$0.00	\$211.92	3.7843	5.82%
Total Cost:			\$3,643.79	\$0.00	\$3,643.79		

For
WAINWRIGHT
ELEMENTAR



Filters: Cost Center Name Not Equal To DoNotReport; Billing Period Equal To 201307All Meter CodesAll Group Names

elpaso

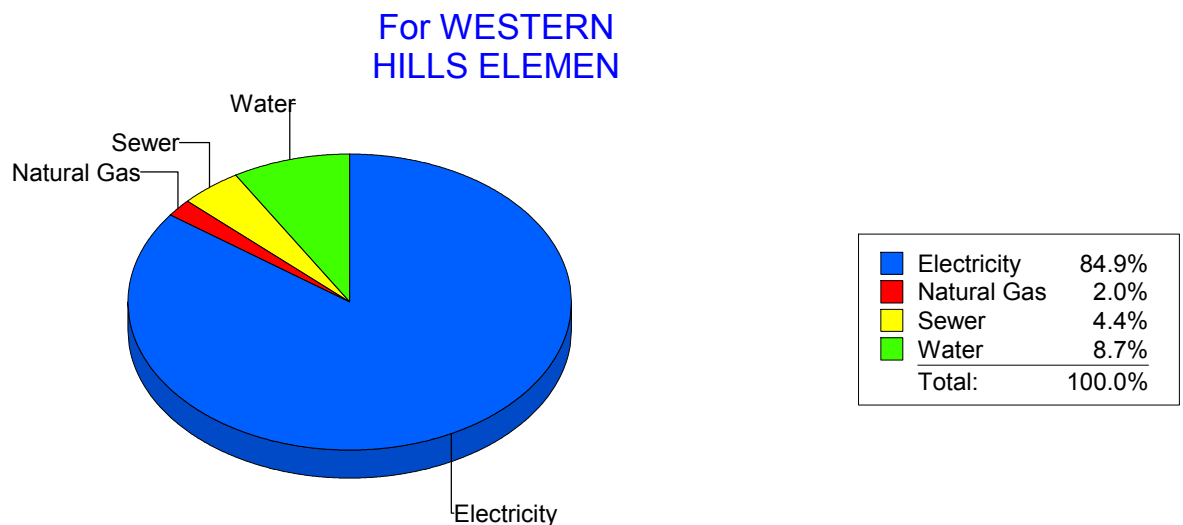
Energy CAP

Cost Avoidance Program

Cost Summary Graph

Grouped by Energy Type

Energy Type	Use	Units	Meter Cost	Special Charges	Total Cost	Avg Unit Cost	% of Total Cost
Site: WESTERN HILLS ELEMEN - WESTERN HILLS ELEMEN							
Electricity	41,880	KWH	\$6,680.34	\$0.00	\$6,680.34	0.1595	84.87%
Natural Gas	210	CCF	\$159.09	\$0.00	\$159.09	0.7576	2.02%
Water	389	CCF	\$686.80	\$0.00	\$686.80	1.7656	8.73%
Sewer	84	CCF	\$345.15	\$0.00	\$345.15	4.1089	4.38%
Total Cost:			\$7,871.38	\$0.00	\$7,871.38		



Filters: Cost Center Name Not Equal To DoNotReport; Billing Period Equal To 201307All Meter CodesAll Group Names

elpaso

Energy CAP

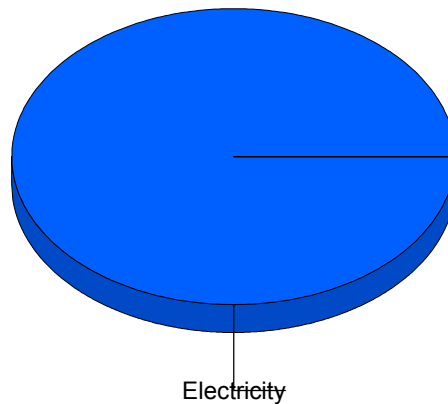
Cost Avoidance Program

Cost Summary Graph

Grouped by Energy Type

Energy Type	Use	Units	Meter Cost	Special Charges	Total Cost	Avg Unit Cost	% of Total Cost
Site: WESTSIDE TRANSPORTAT - WESTSIDE TRANSPORTAT							
Electricity		201 KWH	\$57.59	\$0.00	\$57.59	0.2865	100.00%
Total Cost:			\$57.59	\$0.00	\$57.59		

For WESTSIDE
TRANSPORTAT



■ Electricity	100.0%
Total:	100.0%

Filters: Cost Center Name Not Equal To DoNotReport; Billing Period Equal To 201307All Meter CodesAll Group Names

elpaso

Energy CAP

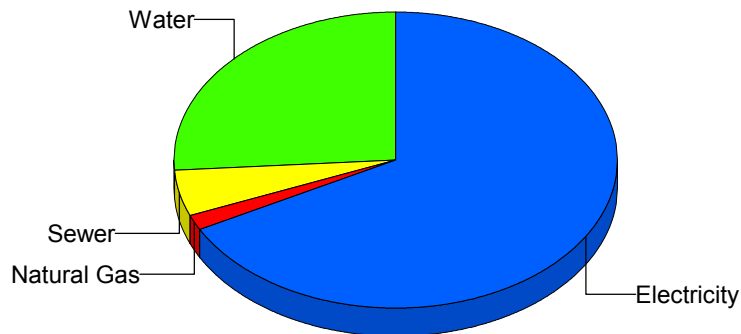
Cost Avoidance Program

Cost Summary Graph

Grouped by Energy Type

Energy Type	Use	Units	Meter Cost	Special Charges	Total Cost	Avg Unit Cost	% of Total Cost
Site: WHITAKER ELEMENTARY - WHITAKER ELEMENTARY							
Electricity	34,080	KWH	\$5,658.00	\$0.00	\$5,658.00	0.1660	67.25%
Natural Gas	191	CCF	\$147.42	\$0.00	\$147.42	0.7718	1.75%
Water	986	CCF	\$2,190.94	\$0.00	\$2,190.94	2.2220	26.04%
Sewer	194	CCF	\$416.55	\$0.00	\$416.55	2.1472	4.95%
Total Cost:			\$8,412.91	\$0.00	\$8,412.91		

For WHITAKER
ELEMENTARY



Electricity	67.3%
Natural Gas	1.8%
Sewer	5.0%
Water	26.0%
Total:	100.0%

Filters: Cost Center Name Not Equal To DoNotReport; Billing Period Equal To 201307All Meter CodesAll Group Names

el paso

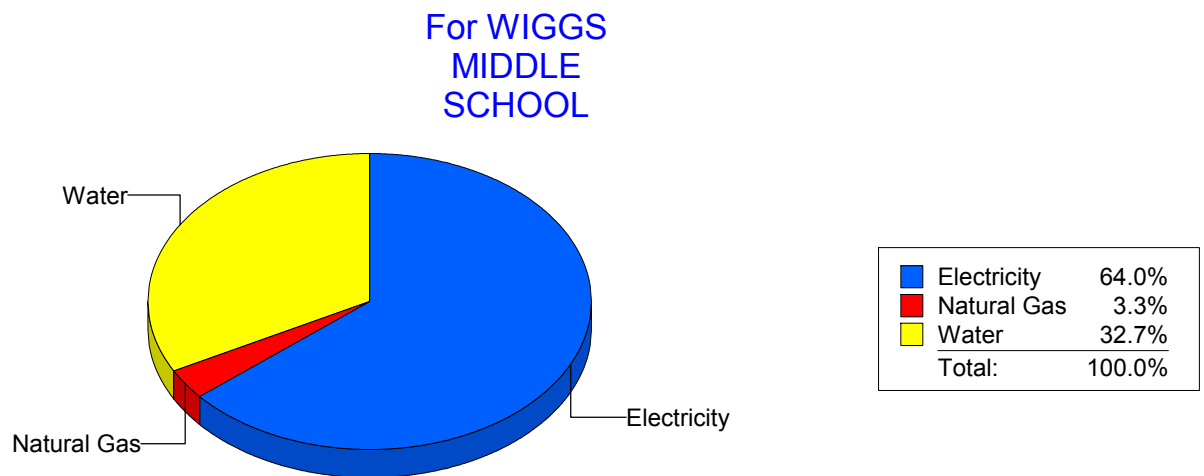
Energy CAP

Cost Avoidance Program

Cost Summary Graph

Grouped by Energy Type

Energy Type	Use	Units	Meter Cost	Special Charges	Total Cost	Avg Unit Cost	% of Total Cost
Site: WIGGS MIDDLE SCHOOL - WIGGS MIDDLE SCHOOL							
Electricity	24,580	KWH	\$3,013.90	\$0.00	\$3,013.90	0.1226	63.98%
Natural Gas	206	CCF	\$156.62	\$0.00	\$156.62	0.7603	3.32%
Water	599	CCF	\$1,540.38	\$0.00	\$1,540.38	2.5716	32.70%
Total Cost:			\$4,710.90	\$0.00	\$4,710.90		



Filters: Cost Center Name Not Equal To DoNotReport; Billing Period Equal To 201307All Meter CodesAll Group Names

elpaso

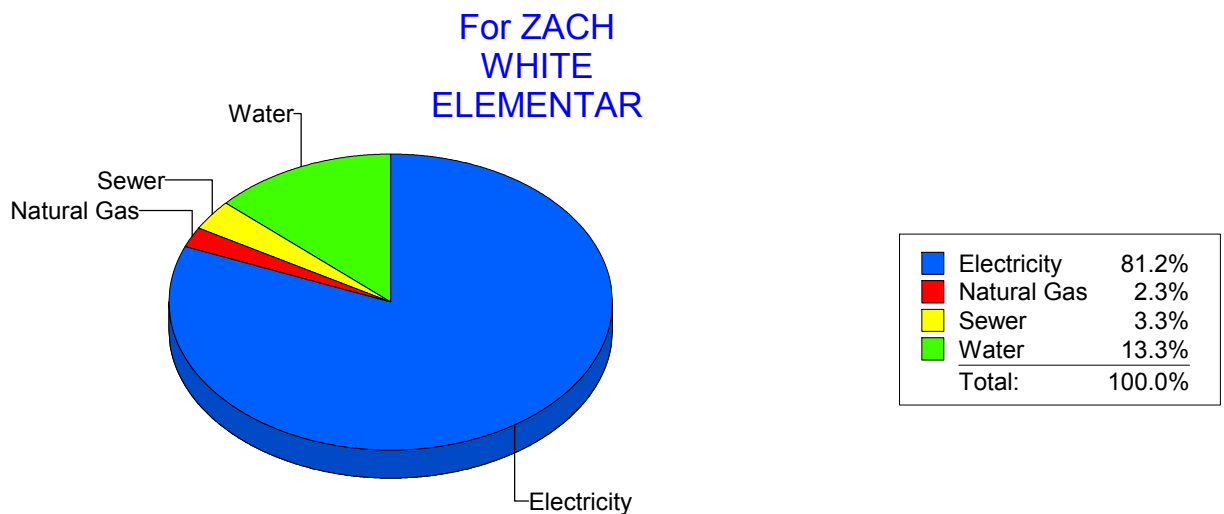
Energy CAP

Cost Avoidance Program

Cost Summary Graph

Grouped by Energy Type

Energy Type	Use	Units	Meter Cost	Special Charges	Total Cost	Avg Unit Cost	% of Total Cost
Site: ZACH WHITE ELEMENTAR - ZACH WHITE ELEMENTAR							
Electricity	43,800	KWH	\$6,688.86	\$0.00	\$6,688.86	0.1527	81.19%
Natural Gas	186	CCF	\$186.18	\$0.00	\$186.18	1.0010	2.26%
Water	453	CCF	\$1,091.87	\$0.00	\$1,091.87	2.4103	13.25%
Sewer	99	CCF	\$271.26	\$0.00	\$271.26	2.7400	3.29%
Total Cost:			\$8,238.17	\$0.00	\$8,238.17		



Filters: Cost Center Name Not Equal To DoNotReport; Billing Period Equal To 201307All Meter CodesAll Group Names

elpaso

Energy CAP

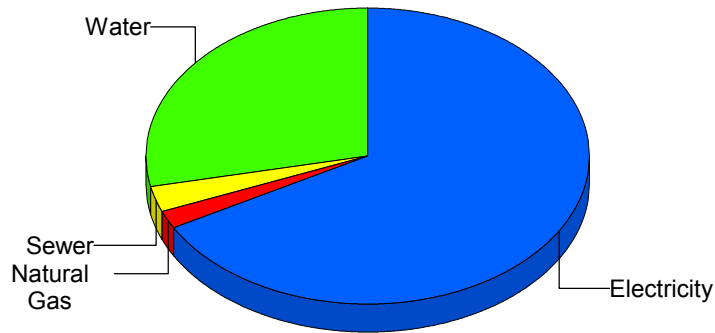
Cost Avoidance Program

Cost Summary Graph

Grouped by Energy Type

Energy Type	Use	Units	Meter Cost	Special Charges	Total Cost	Avg Unit Cost	% of Total Cost
Site: ZAVALA ELEMENTARY SC - ZAVALA ELEMENTARY SC							
Electricity	25,000	KWH	\$3,016.98	\$0.00	\$3,016.98	0.1207	66.92%
Natural Gas	84	CCF	\$83.61	\$0.00	\$83.61	0.9954	1.85%
Water	284	CCF	\$1,279.69	\$0.00	\$1,279.69	4.5060	28.39%
Sewer	44	CCF	\$128.04	\$0.00	\$128.04	2.9100	2.84%
Total Cost:			\$4,508.32	\$0.00	\$4,508.32		

For ZAVALA
ELEMENTARY
SC



Electricity	66.9%
Natural Gas	1.9%
Sewer	2.8%
Water	28.4%
Total:	100.0%

Filters: Cost Center Name Not Equal To DoNotReport; Billing Period Equal To 201307All Meter CodesAll Group Names

el Paso

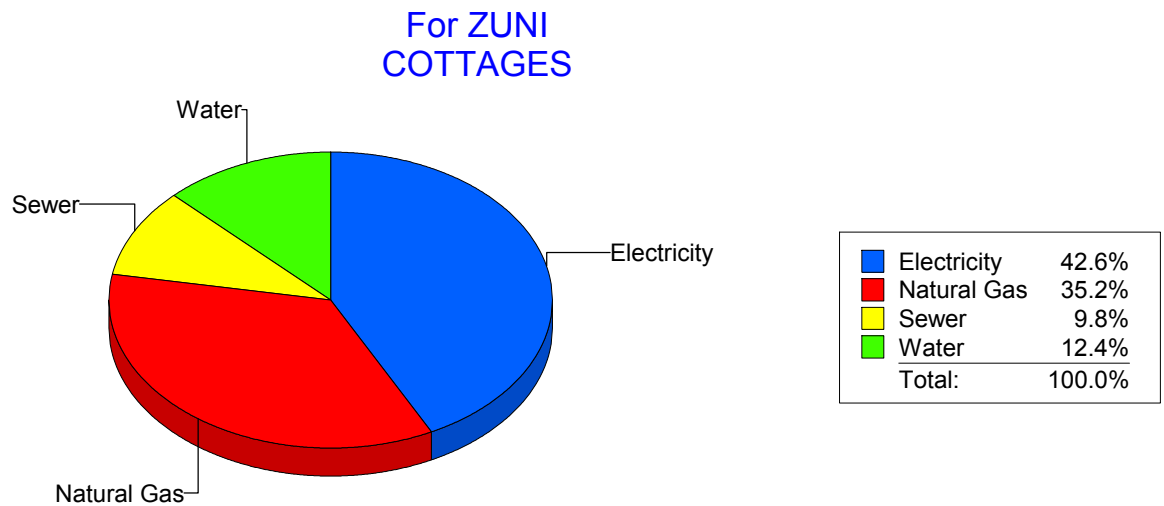
Energy CAP

Cost Avoidance Program

Cost Summary Graph

Grouped by Energy Type

Energy Type	Use	Units	Meter Cost	Special Charges	Total Cost	Avg Unit Cost	% of Total Cost
Site: ZUNI COTTAGES - ZUNI COTTAGES							
Electricity		566 KWH	\$101.13	\$0.00	\$101.13	0.1787	42.60%
Natural Gas		0 CCF	\$83.64	\$0.00	\$83.64	0.0000	35.23%
Water		4 CCF	\$29.38	\$0.00	\$29.38	7.3450	12.38%
Sewer		1 CCF	\$23.24	\$0.00	\$23.24	23.2400	9.79%
Total Cost:			\$237.39	\$0.00	\$237.39		



Filters: Cost Center Name Not Equal To DoNotReport; Billing Period Equal To 201307All Meter CodesAll Group Names

elpaso

Energy CAP

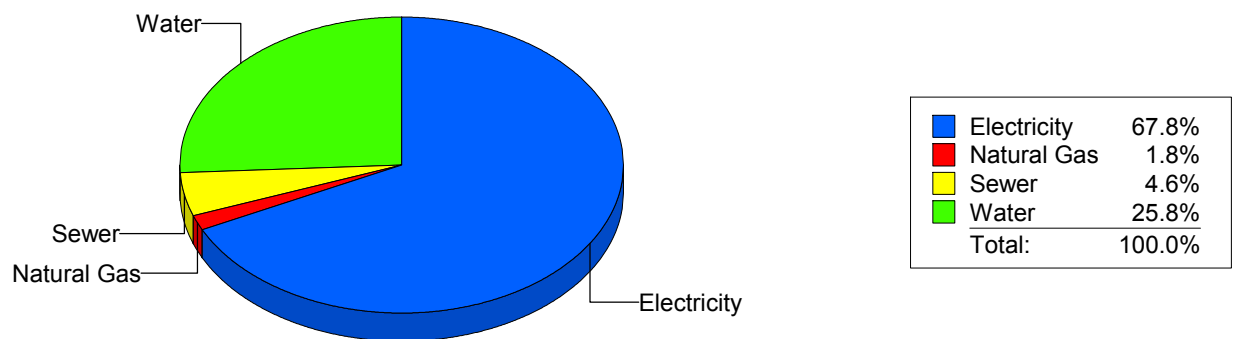
Cost Avoidance Program

Cost Summary Graph

Grouped by Energy Type

Energy Type	Use	Units	Meter Cost	Special Charges	Total Cost	Avg Unit Cost	% of Total Cost
All Sites							
Electricity	5,109,570	KWH	\$622,259.64	\$0.00	\$622,259.64	0.1218	67.78%
Natural Gas	15,161	CCF	\$16,122.85	\$0.00	\$16,122.85	1.0634	1.76%
Water	78,717	CCF	\$237,272.30	\$0.00	\$237,272.30	3.0142	25.85%
Sewer	17,841	CCF	\$42,389.56	\$0.00	\$42,389.56	2.3760	4.62%
Total Cost:			\$918,044.35	\$0.00	\$918,044.35		

For All Sites



Filters: Cost Center Name Not Equal To DoNotReport; Billing Period Equal To 201307All Meter CodesAll Group Names