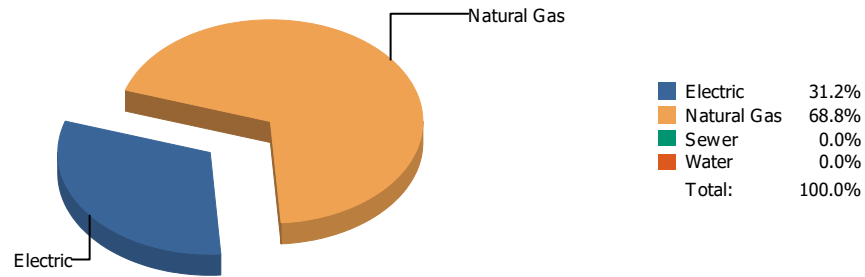
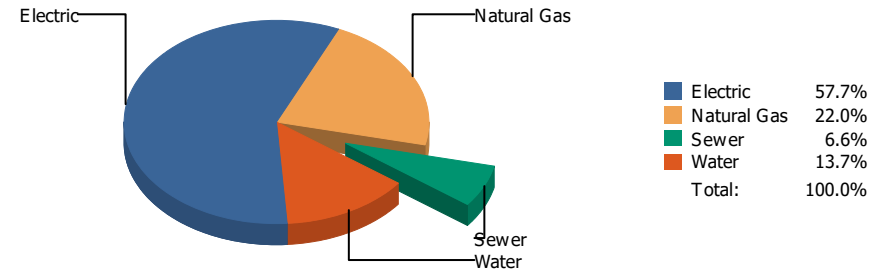


Energy



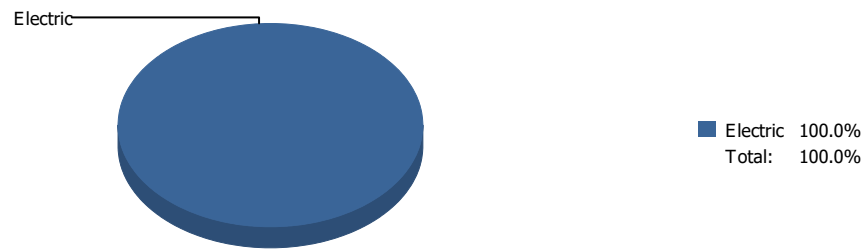
Cost



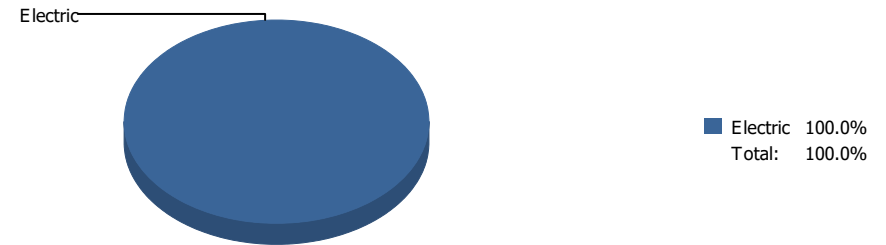
Commodity	Common Use	Energy Use	Energy Use / Area	Total Cost	Cost / Unit	Cost / Area
Place Summary Report						
Area: 10,693,292 SqFt						
Billing Period: Mar 2021						
ELECTRIC	4,486,648.00 kWh	15,308,443 KBtu	1.381 KBtu/SqFt	\$499,054.12	\$0.111 /kWh	\$0.045 /SqFt
NATURALGAS	327,135.00 CCF	33,694,905 KBtu	3.068 KBtu/SqFt	\$189,911.43	\$0.581 /CCF	\$0.017 /SqFt
SEWER	11,722.00 CCF			\$56,812.04	\$4.847 /CCF	\$0.005 /SqFt
WATER	26,724.00 CCF			\$118,712.42	\$4.442 /CCF	\$0.011 /SqFt
Totals:		49,003,348 KBtu	4.449 KBtu/SqFt	\$864,490.01		

* Please note per area calculations only include buildings with a floor area greater than 0.

Energy

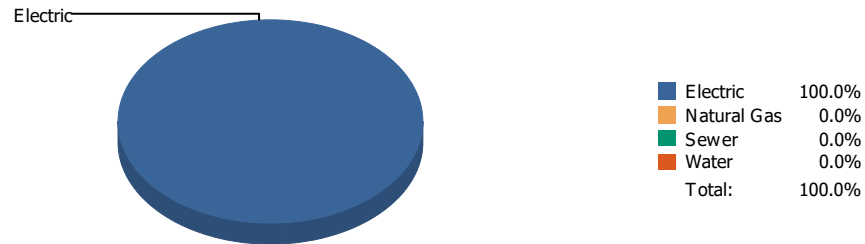


Cost

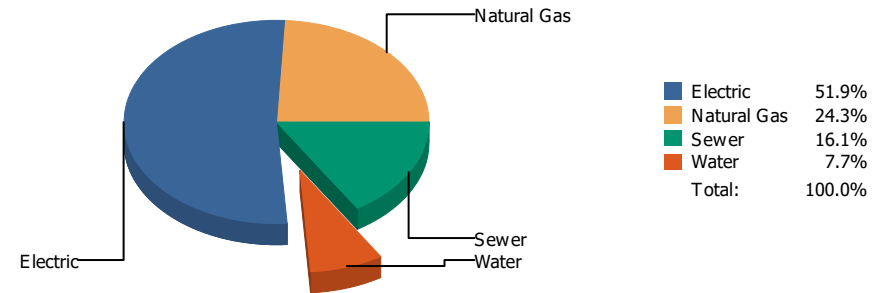


Commodity	Common Use	Energy Use	Energy Use / Area	Total Cost	Cost / Unit	Cost / Area
Place: [ALAMO] ALAMO 101 [BUILDING] Area: 58,978 SqFt Billing Period: Mar 2021						
ELECTRIC	2,600.00 kWh	8,871 KBtu	0.150 KBtu/SqFt	\$271.87	\$0.105 /kWh	\$0.005 /SqFt
Totals:		8,871 KBtu	0.150 KBtu/SqFt	\$271.87		

Energy

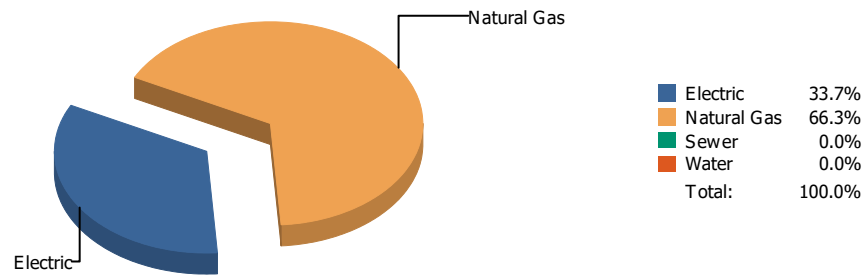


Cost

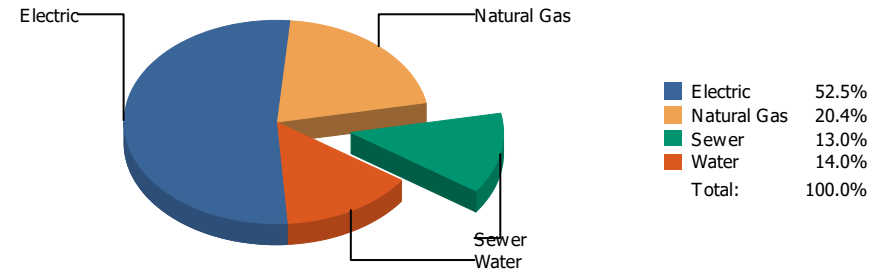


Commodity	Common Use	Energy Use	Energy Use / Area	Total Cost	Cost / Unit	Cost / Area
Place: [ALTA] ALTA VISTA 102 [BUILDING] Area: 68,463 SqFt Billing Period: Mar 2021						
ELECTRIC	4,200.00 kWh	14,330 KBtu	0.209 KBtu/SqFt	\$348.51	\$0.083 /kWh	\$0.005 /SqFt
NATURALGAS	0.00 CCF	0 KBtu	0.000 KBtu/SqFt	\$162.96	\$0.000 /CCF	\$0.002 /SqFt
SEWER	0.00 CCF			\$107.89	\$0.000 /CCF	\$0.002 /SqFt
WATER	0.00 CCF			\$51.92	\$0.000 /CCF	\$0.001 /SqFt
Totals:		14,330 KBtu	0.209 KBtu/SqFt	\$671.28		

Energy

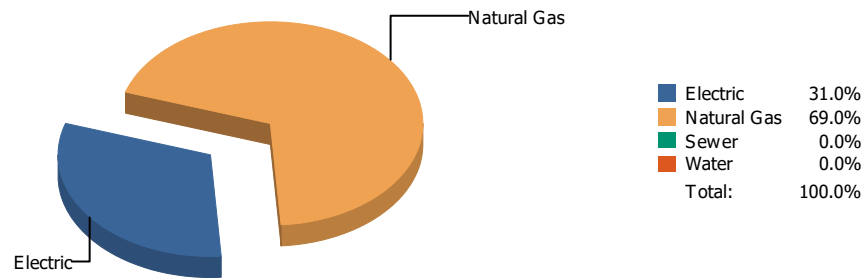


Cost

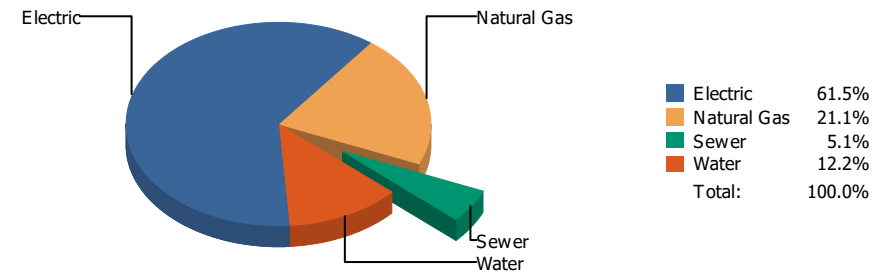


Commodity	Common Use	Energy Use	Energy Use / Area	Total Cost	Cost / Unit	Cost / Area
Place: [ADDRESS] ADDRESS 001 [BUILDING]						
Area: 266,968 SqFt						
Billing Period: Mar 2021						
ELECTRIC	114,018.00 kWh	389,029 KBtu	1.457 KBtu/SqFt	\$12,604.17	\$0.111 /kWh	\$0.047 /SqFt
NATURALGAS	7,430.00 CCF	765,290 KBtu	2.867 KBtu/SqFt	\$4,896.97	\$0.659 /CCF	\$0.018 /SqFt
SEWER	1,147.00 CCF			\$3,129.19	\$2.728 /CCF	\$0.012 /SqFt
WATER	1,149.00 CCF			\$3,370.21	\$2.933 /CCF	\$0.013 /SqFt
Totals:		1,154,319 KBtu	4.324 KBtu/SqFt	\$24,000.54		

Energy

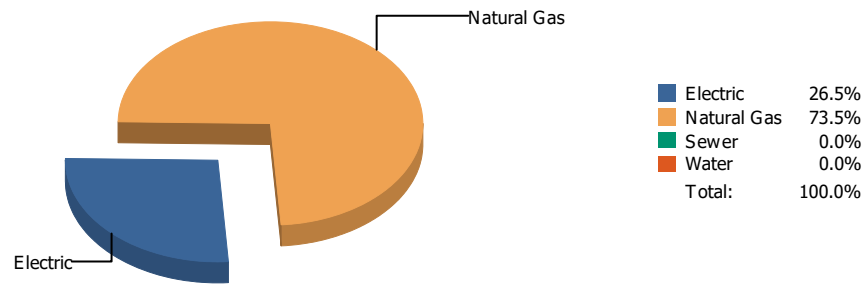


Cost

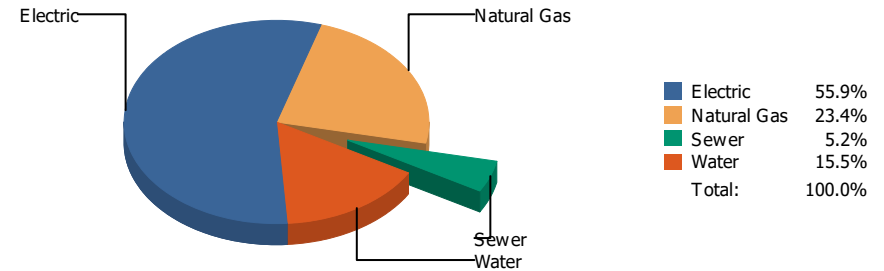


Commodity	Common Use	Energy Use	Energy Use / Area	Total Cost	Cost / Unit	Cost / Area
Place: [AOY] AOY 103 [BUILDING] Area: 105,486 SqFt Billing Period: Mar 2021						
ELECTRIC	50,734.00 kWh	173,104 KBtu	1.641 KBtu/SqFt	\$6,306.59	\$0.124 /kWh	\$0.060 /SqFt
NATURALGAS	3,733.00 CCF	384,499 KBtu	3.645 KBtu/SqFt	\$2,169.46	\$0.581 /CCF	\$0.021 /SqFt
SEWER	34.00 CCF			\$527.85	\$15.525 /CCF	\$0.005 /SqFt
WATER	147.00 CCF			\$1,256.92	\$8.550 /CCF	\$0.012 /SqFt
Totals:		557,603 KBtu	5.286 KBtu/SqFt	\$10,260.82		

Energy

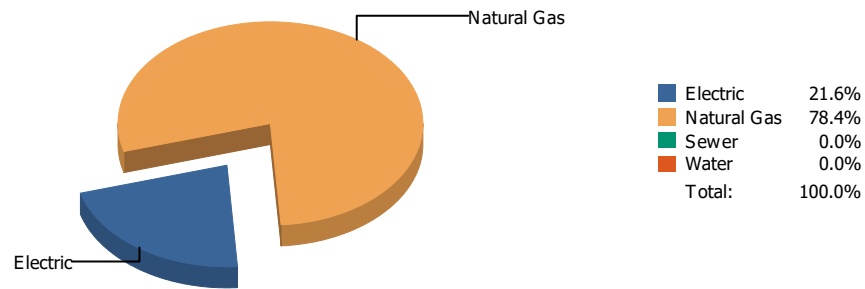


Cost

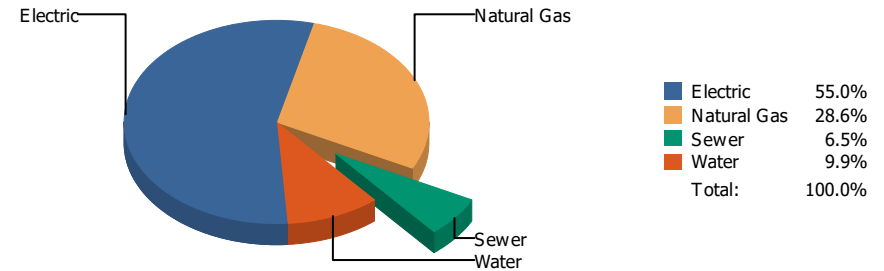


Commodity	Common Use	Energy Use	Energy Use / Area	Total Cost	Cost / Unit	Cost / Area
Place: [ARMENDARIZ_1] ARMENDARIZ MIDDLE SCHOOL [BUILDING]						
Area: 133,779 SqFt						
Billing Period: Mar 2021						
ELECTRIC	64,500.00 kWh	220,074 KBtu	1.645 KBtu/SqFt	\$7,402.14	\$0.115 /kWh	\$0.055 /SqFt
NATURALGAS	5,929.00 CCF	610,687 KBtu	4.565 KBtu/SqFt	\$3,099.54	\$0.523 /CCF	\$0.023 /SqFt
SEWER	144.00 CCF			\$684.11	\$4.751 /CCF	\$0.005 /SqFt
WATER	560.00 CCF			\$2,051.27	\$3.663 /CCF	\$0.015 /SqFt
Totals:		830,761 KBtu	6.210 KBtu/SqFt	\$13,237.06		

Energy

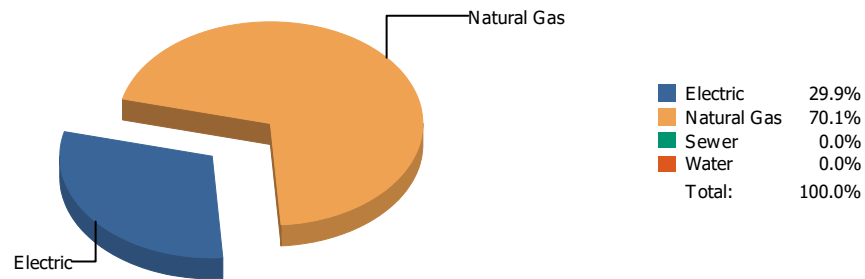


Cost

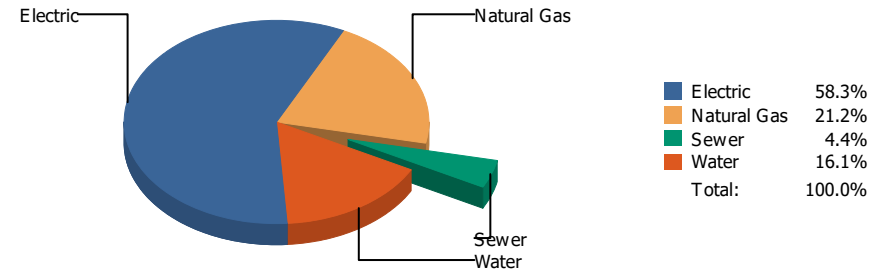


Commodity	Common Use	Energy Use	Energy Use / Area	Total Cost	Cost / Unit	Cost / Area
Place: [AUSTIN] AUSTIN 002 [BUILDING]						
Area: 269,216 SqFt						
Billing Period: Mar 2021						
ELECTRIC	73,717.00 kWh	251,522 KBtu	0.934 KBtu/SqFt	\$9,405.38	\$0.128 /kWh	\$0.034 /SqFt
NATURALGAS	8,876.00 CCF	914,228 KBtu	3.396 KBtu/SqFt	\$4,901.27	\$0.552 /CCF	\$0.018 /SqFt
SEWER	76.00 CCF			\$1,117.60	\$14.705 /CCF	\$0.004 /SqFt
WATER	178.00 CCF			\$1,690.51	\$9.497 /CCF	\$0.006 /SqFt
Totals:		1,165,750 KBtu	4.330 KBtu/SqFt	\$17,114.76		

Energy

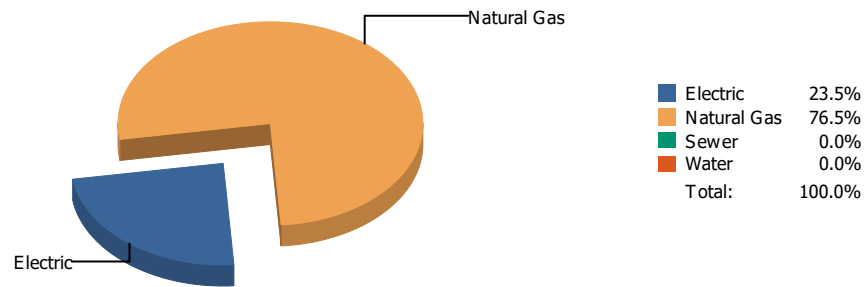


Cost

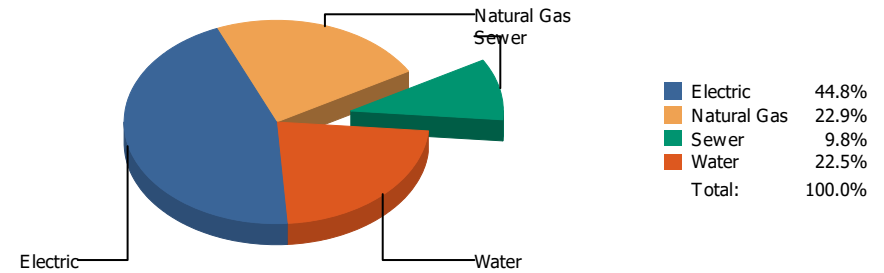


Commodity	Common Use	Energy Use	Energy Use / Area	Total Cost	Cost / Unit	Cost / Area
Place: [BARRON ELEMENTARY] Barron Elementary 165 [BUILDING]						
Area: 87,818 SqFt						
Billing Period: Mar 2021						
ELECTRIC	51,323.00 kWh	175,114 KBtu	1.994 KBtu/SqFt	\$6,320.03	\$0.123 /kWh	\$0.072 /SqFt
NATURALGAS	3,981.00 CCF	410,043 KBtu	4.669 KBtu/SqFt	\$2,301.22	\$0.578 /CCF	\$0.026 /SqFt
SEWER	33.00 CCF			\$480.20	\$14.552 /CCF	\$0.005 /SqFt
WATER	344.00 CCF			\$1,747.38	\$5.080 /CCF	\$0.020 /SqFt
Totals:		585,157 KBtu	6.663 KBtu/SqFt	\$10,848.83		

Energy

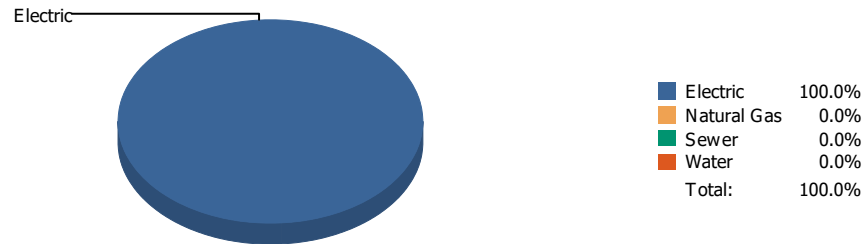


Cost

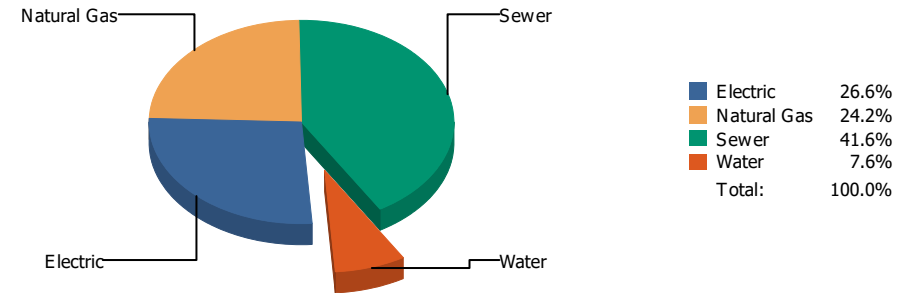


Commodity	Common Use	Energy Use	Energy Use / Area	Total Cost	Cost / Unit	Cost / Area
Place: [BASSETT] BASSETT 049 [BUILDING] Area: 174,250 SqFt Billing Period: Mar 2021						
ELECTRIC	44,000.00 kWh	150,128 KBtu	0.862 KBtu/SqFt	\$5,274.61	\$0.120 /kWh	\$0.030 /SqFt
NATURALGAS	4,747.00 CCF	488,941 KBtu	2.806 KBtu/SqFt	\$2,689.96	\$0.567 /CCF	\$0.015 /SqFt
SEWER	415.00 CCF			\$1,151.48	\$2.775 /CCF	\$0.007 /SqFt
WATER	831.00 CCF			\$2,644.78	\$3.183 /CCF	\$0.015 /SqFt
Totals:		639,069 KBtu	3.668 KBtu/SqFt	\$11,760.83		

Energy



Cost



Commodity	Common Use	Energy Use	Energy Use / Area	Total Cost	Cost / Unit	Cost / Area
Place: [BEALL] BEALL 104 [BUILDING] Area: 74,454 SqFt Billing Period: Mar 2021						
ELECTRIC	1,419.00 kWh	4,842 KBtu	0.065 KBtu/SqFt	\$179.10	\$0.126 /kWh	\$0.002 /SqFt
NATURALGAS	0.00 CCF	0 KBtu	0.000 KBtu/SqFt	\$162.96	\$0.000 /CCF	\$0.002 /SqFt
SEWER	0.00 CCF			\$280.28	\$0.000 /CCF	\$0.004 /SqFt
WATER	0.00 CCF			\$51.26	\$0.000 /CCF	\$0.001 /SqFt
Totals:		4,842 KBtu	0.065 KBtu/SqFt	\$673.60		

Energy

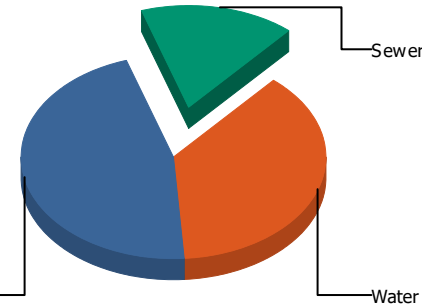
Electric



Electric	100.0%
Natural Gas	0.0%
Sewer	0.0%
Water	0.0%
Total:	100.0%

Cost

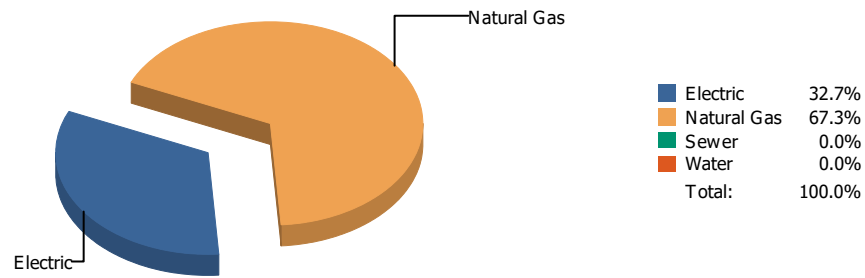
Electric



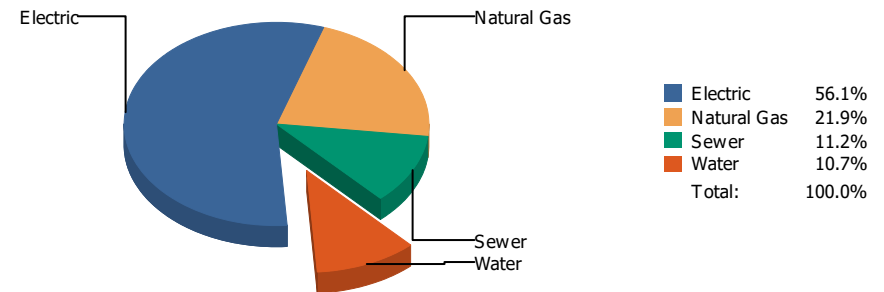
Electric	46.1%
Natural Gas	0.0%
Sewer	16.3%
Water	37.5%
Total:	100.0%

Commodity	Common Use	Energy Use	Energy Use / Area	Total Cost	Cost / Unit	Cost / Area
Place: [BLISS] BLISS 105 [BUILDING] Area: 78,820 SqFt Billing Period: Mar 2021						
ELECTRIC	21,388.00 kWh	72,976 KBtu	0.926 KBtu/SqFt	\$2,607.36	\$0.122 /kWh	\$0.033 /SqFt
NATURALGAS	0.00 CCF	0 KBtu	0.000 KBtu/SqFt	\$0.00	\$0.000 /CCF	\$0.000 /SqFt
SEWER	311.00 CCF			\$922.68	\$2.967 /CCF	\$0.012 /SqFt
WATER	630.00 CCF			\$2,120.93	\$3.367 /CCF	\$0.027 /SqFt
Totals:		72,976 KBtu	0.926 KBtu/SqFt	\$5,650.97		

Energy

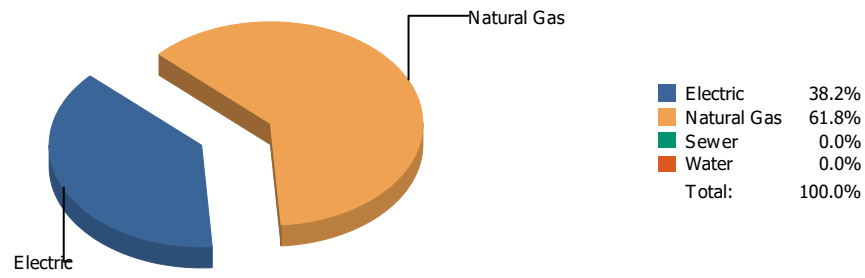


Cost

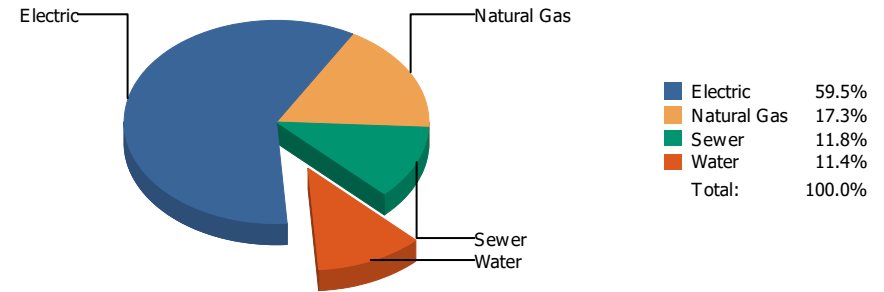


Commodity	Common Use	Energy Use	Energy Use / Area	Total Cost	Cost / Unit	Cost / Area
Place: [BOND_2] BOND 160 [BUILDING] Area: 89,988 SqFt Billing Period: Mar 2021						
ELECTRIC	32,944.00 kWh	112,405 KBtu	1.249 KBtu/SqFt	\$3,718.65	\$0.113 /kWh	\$0.041 /SqFt
NATURALGAS	2,247.00 CCF	231,441 KBtu	2.572 KBtu/SqFt	\$1,450.62	\$0.646 /CCF	\$0.016 /SqFt
SEWER	181.00 CCF			\$744.57	\$4.114 /CCF	\$0.008 /SqFt
WATER	170.00 CCF			\$710.53	\$4.180 /CCF	\$0.008 /SqFt
Totals:		343,846 KBtu	3.821 KBtu/SqFt	\$6,624.37		

Energy

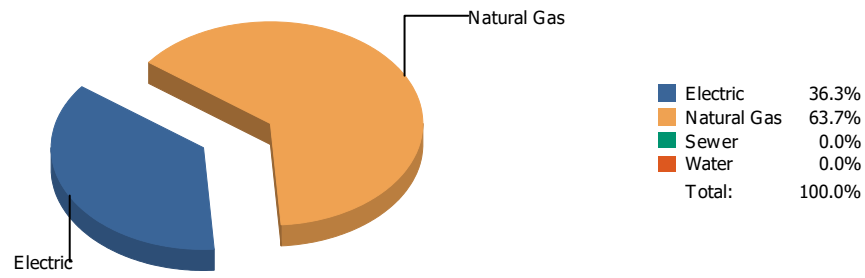


Cost

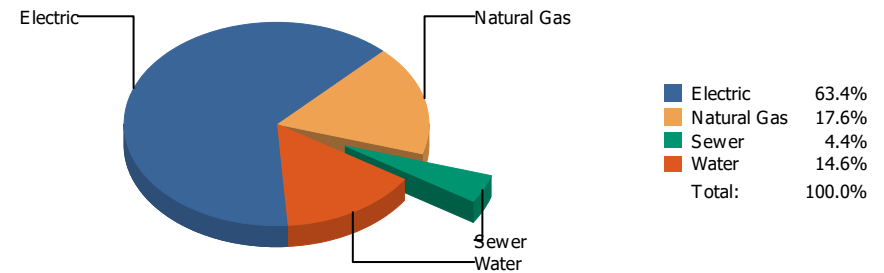


Commodity	Common Use	Energy Use	Energy Use / Area	Total Cost	Cost / Unit	Cost / Area
Place: [BONHAM] BONHAM 106 [BUILDING] Area: 53,522 SqFt Billing Period: Mar 2021						
ELECTRIC	31,377.00 kWh	107,058 KBtu	2.000 KBtu/SqFt	\$3,431.83	\$0.109 /kWh	\$0.064 /SqFt
NATURALGAS	1,685.00 CCF	173,555 KBtu	3.243 KBtu/SqFt	\$1,001.00	\$0.594 /CCF	\$0.019 /SqFt
SEWER	213.00 CCF			\$679.74	\$3.191 /CCF	\$0.013 /SqFt
WATER	187.00 CCF			\$657.58	\$3.516 /CCF	\$0.012 /SqFt
Totals:		280,613 KBtu	5.243 KBtu/SqFt	\$5,770.15		

Energy

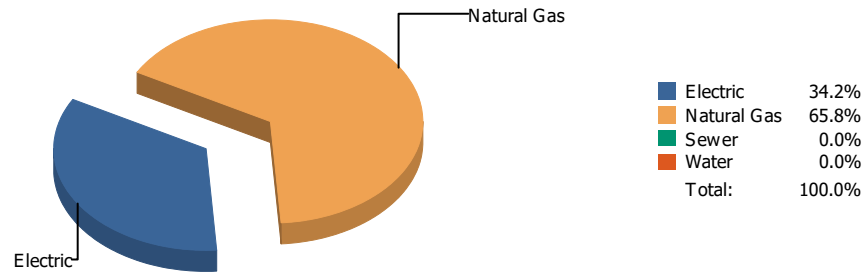


Cost

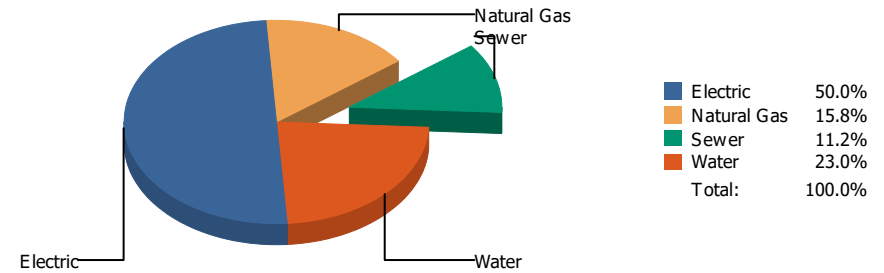


Commodity	Common Use	Energy Use	Energy Use / Area	Total Cost	Cost / Unit	Cost / Area
Place: [BOWIE] BOWIE 003 [BUILDING]						
Area: 282,931 SqFt						
Billing Period: Mar 2021						
ELECTRIC	145,496.00 kWh	496,432 KBtu	1.755 KBtu/SqFt	\$16,177.73	\$0.111 /kWh	\$0.057 /SqFt
NATURALGAS	8,445.00 CCF	869,835 KBtu	3.074 KBtu/SqFt	\$4,493.66	\$0.532 /CCF	\$0.016 /SqFt
SEWER	192.00 CCF			\$1,136.08	\$5.917 /CCF	\$0.004 /SqFt
WATER	1,171.00 CCF			\$3,723.58	\$3.180 /CCF	\$0.013 /SqFt
Totals:		1,366,267 KBtu	4.829 KBtu/SqFt	\$25,531.05		

Energy

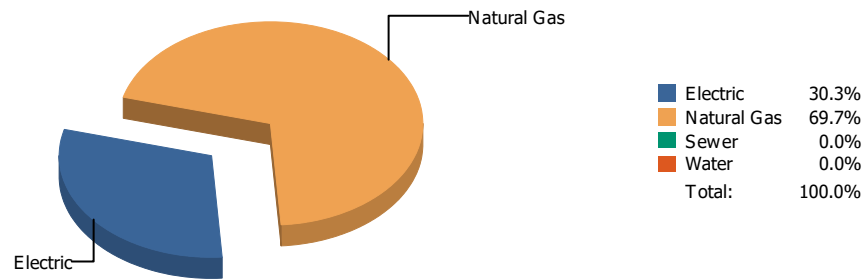


Cost

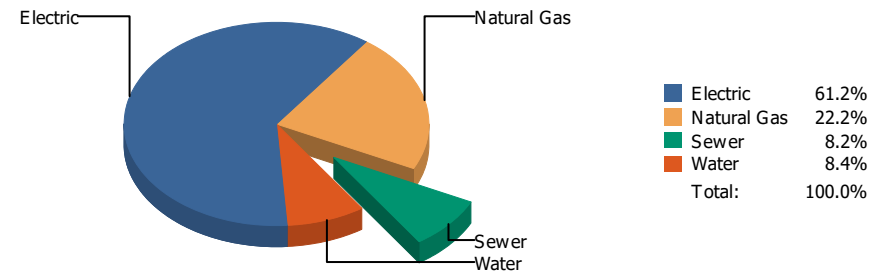


Commodity	Common Use	Energy Use	Energy Use / Area	Total Cost	Cost / Unit	Cost / Area
Place: [BRADLEY] BRADLEY 158 [BUILDING]						
Area: 59,142 SqFt						
Billing Period: Mar 2021						
ELECTRIC	39,360.00 kWh	134,296 KBtu	2.271 KBtu/SqFt	\$4,465.07	\$0.113 /kWh	\$0.075 /SqFt
NATURALGAS	2,508.00 CCF	258,324 KBtu	4.368 KBtu/SqFt	\$1,411.38	\$0.563 /CCF	\$0.024 /SqFt
SEWER	122.00 CCF			\$996.42	\$8.167 /CCF	\$0.017 /SqFt
WATER	208.00 CCF			\$2,056.41	\$9.887 /CCF	\$0.035 /SqFt
Totals:		392,620 KBtu	6.639 KBtu/SqFt	\$8,929.28		

Energy

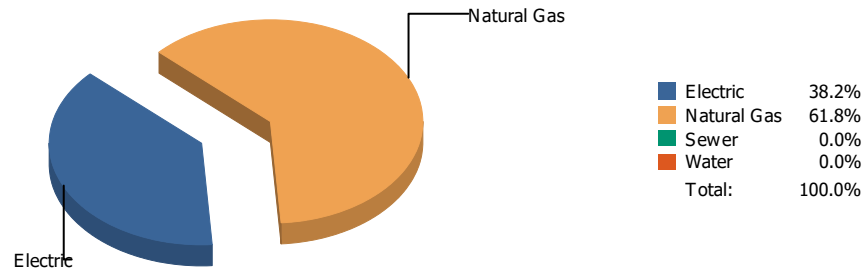


Cost

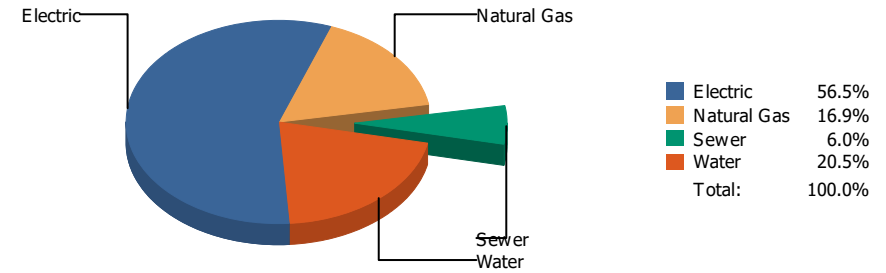


Commodity	Common Use	Energy Use	Energy Use / Area	Total Cost	Cost / Unit	Cost / Area
Place: [BROWN] BROWN MIDDLE SCHOOL 056 [BUILDING]						
Area: 173,263 SqFt						
Billing Period: Mar 2021						
ELECTRIC	78,000.00 kWh	266,136 KBtu	1.536 KBtu/SqFt	\$8,504.12	\$0.109 /kWh	\$0.049 /SqFt
NATURALGAS	5,932.00 CCF	610,996 KBtu	3.526 KBtu/SqFt	\$3,086.14	\$0.520 /CCF	\$0.018 /SqFt
SEWER	349.00 CCF			\$1,135.11	\$3.252 /CCF	\$0.007 /SqFt
WATER	304.00 CCF			\$1,162.44	\$3.824 /CCF	\$0.007 /SqFt
Totals:		877,132 KBtu	5.062 KBtu/SqFt	\$13,887.81		

Energy



Cost



Commodity	Common Use	Energy Use	Energy Use / Area	Total Cost	Cost / Unit	Cost / Area
Place: [BURGES] BURGES 004 [BUILDING]						
Area: 241,219 SqFt						
Billing Period: Mar 2021						
ELECTRIC	75,877.00 kWh	258,892 KBtu	1.073 KBtu/SqFt	\$8,372.90	\$0.110 /kWh	\$0.034 /SqFt
NATURALGAS	4,074.00 CCF	419,622 KBtu	1.740 KBtu/SqFt	\$2,505.39	\$0.615 /CCF	\$0.010 /SqFt
SEWER	40.00 CCF			\$895.39	\$22.385 /CCF	\$0.004 /SqFt
WATER	320.00 CCF			\$3,035.58	\$9.486 /CCF	\$0.012 /SqFt
Totals:		678,514 KBtu	2.813 KBtu/SqFt	\$14,809.26		

Energy

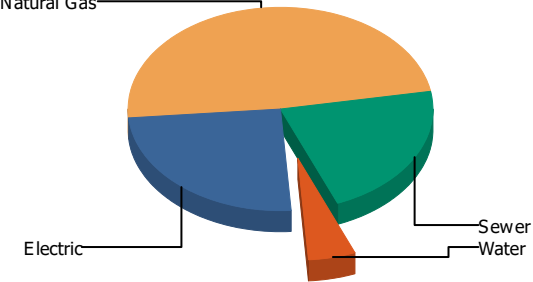
Electric



Electric	100.0%
Natural Gas	0.0%
Sewer	0.0%
Water	0.0%
Total:	100.0%

Cost

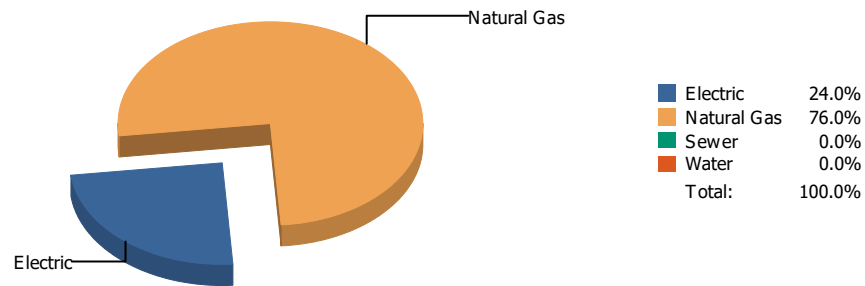
Natural Gas



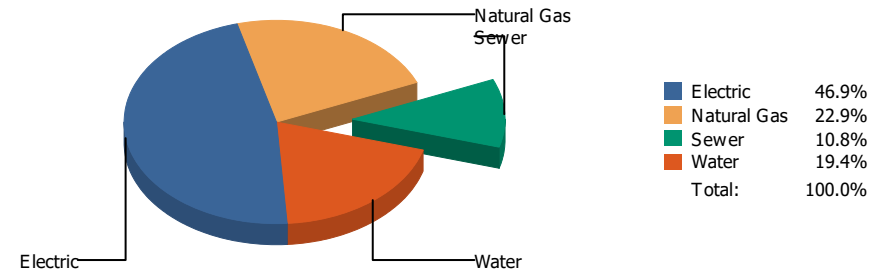
Electric	24.6%
Natural Gas	48.7%
Sewer	21.5%
Water	5.1%
Total:	100.0%

Commodity	Common Use	Energy Use	Energy Use / Area	Total Cost	Cost / Unit	Cost / Area
Place: [BURLESON] BURLESON 107 [BUILDING]						
Area: 73,772 SqFt						
Billing Period: Mar 2021						
ELECTRIC	2,071.00 kWh	7,066 KBtu	0.096 KBtu/SqFt	\$247.11	\$0.119 /kWh	\$0.003 /SqFt
NATURALGAS	0.00 CCF	0 KBtu	0.000 KBtu/SqFt	\$488.88	\$0.000 /CCF	\$0.007 /SqFt
SEWER	0.00 CCF			\$215.78	\$0.000 /CCF	\$0.003 /SqFt
WATER	0.00 CCF			\$51.34	\$0.000 /CCF	\$0.001 /SqFt
Totals:		7,066 KBtu	0.096 KBtu/SqFt	\$1,003.11		

Energy

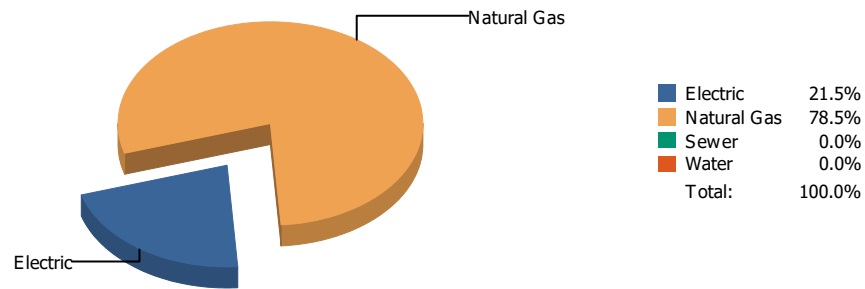


Cost

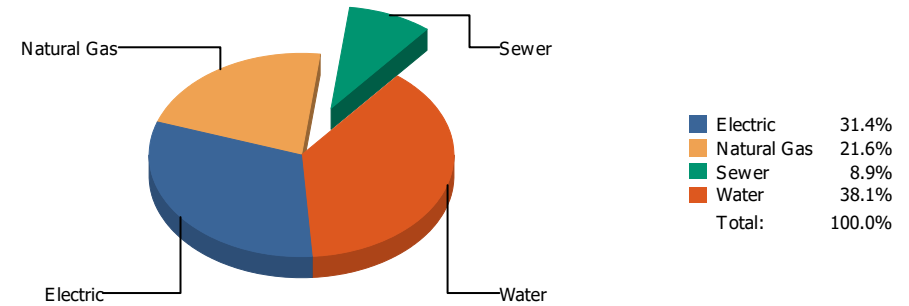


Commodity	Common Use	Energy Use	Energy Use / Area	Total Cost	Cost / Unit	Cost / Area
Place: [BURNET] BURNET 108 [BUILDING]						
Area: 50,520 SqFt						
Billing Period: Mar 2021						
ELECTRIC	17,719.00 kWh	60,457 KBtu	1.197 KBtu/SqFt	\$2,576.18	\$0.145 /kWh	\$0.051 /SqFt
NATURALGAS	1,856.00 CCF	191,168 KBtu	3.784 KBtu/SqFt	\$1,257.76	\$0.678 /CCF	\$0.025 /SqFt
SEWER	172.00 CCF			\$594.18	\$3.455 /CCF	\$0.012 /SqFt
WATER	309.00 CCF			\$1,064.47	\$3.445 /CCF	\$0.021 /SqFt
Totals:		251,625 KBtu	4.981 KBtu/SqFt	\$5,492.59		

Energy

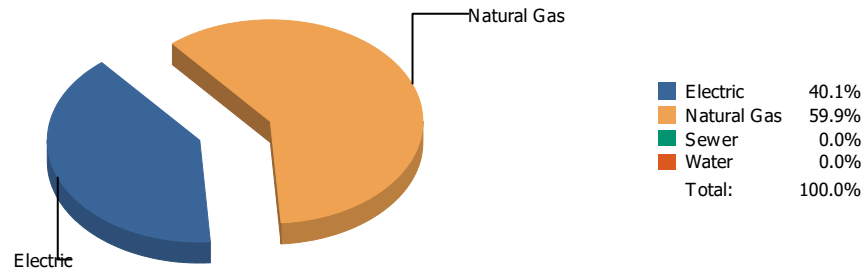


Cost

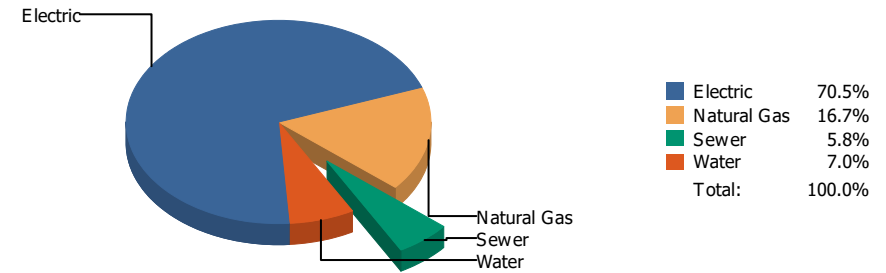


Commodity	Common Use	Energy Use	Energy Use / Area	Total Cost	Cost / Unit	Cost / Area
Place: [CANYON-HILLS] CANYON HILLS 043 [BUILDING]						
Area: 133,149 SqFt						
Billing Period: Mar 2021						
ELECTRIC	30,220.00 kWh	103,111 KBtu	0.774 KBtu/SqFt	\$3,123.76	\$0.103 /kWh	\$0.023 /SqFt
NATURALGAS	3,658.00 CCF	376,774 KBtu	2.830 KBtu/SqFt	\$2,152.65	\$0.588 /CCF	\$0.016 /SqFt
SEWER	70.00 CCF			\$888.62	\$12.695 /CCF	\$0.007 /SqFt
WATER	526.00 CCF			\$3,790.23	\$7.206 /CCF	\$0.028 /SqFt
Totals:		479,885 KBtu	3.604 KBtu/SqFt	\$9,955.26		

Energy

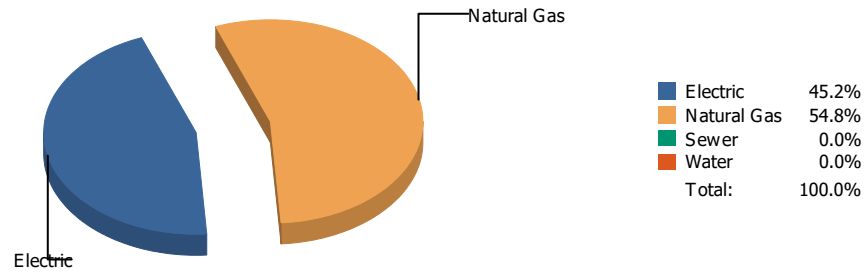


Cost

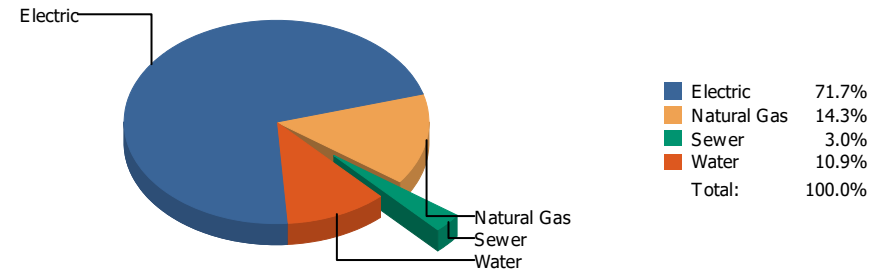


Commodity	Common Use	Energy Use	Energy Use / Area	Total Cost	Cost / Unit	Cost / Area
Place: [CAREER] CAREER AND TECHNOLOGY [BUILDING]						
Area: 146,485 SqFt						
Billing Period: Mar 2021						
ELECTRIC	51,975.00 kWh	177,339 KBtu	1.211 KBtu/SqFt	\$6,100.62	\$0.117 /kWh	\$0.042 /SqFt
NATURALGAS	2,574.00 CCF	265,122 KBtu	1.810 KBtu/SqFt	\$1,443.87	\$0.561 /CCF	\$0.010 /SqFt
SEWER	82.00 CCF			\$504.62	\$6.154 /CCF	\$0.003 /SqFt
WATER	102.00 CCF			\$602.15	\$5.903 /CCF	\$0.004 /SqFt
Totals:		442,461 KBtu	3.021 KBtu/SqFt	\$8,651.26		

Energy



Cost



Commodity	Common Use	Energy Use	Energy Use / Area	Total Cost	Cost / Unit	Cost / Area
Place: [CENTRAL_OFFICE_STANTON] CENTRAL OFFICE STANTON [BUILDING]						
Area: 0 SqFt						
Billing Period: Mar 2021						
ELECTRIC	105,978.00 kWh	361,597 KBtu		\$11,255.60	\$0.106 /kWh	
NATURALGAS	4,257.00 CCF	438,471 KBtu		\$2,244.64	\$0.527 /CCF	
SEWER	48.00 CCF			\$472.91	\$9.852 /CCF	
WATER	173.00 CCF			\$1,715.39	\$9.916 /CCF	
Totals:		800,068 KBtu		\$15,688.54		

Energy

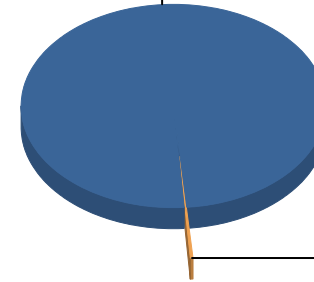
Electric



■ Electric 100.0%
 ■ Water 0.0%
 Total: 100.0%

Cost

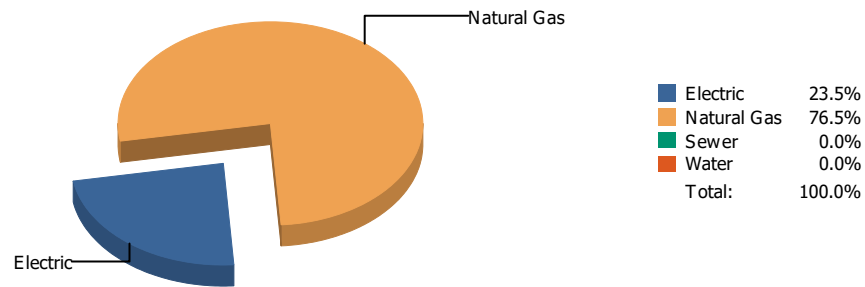
Electric



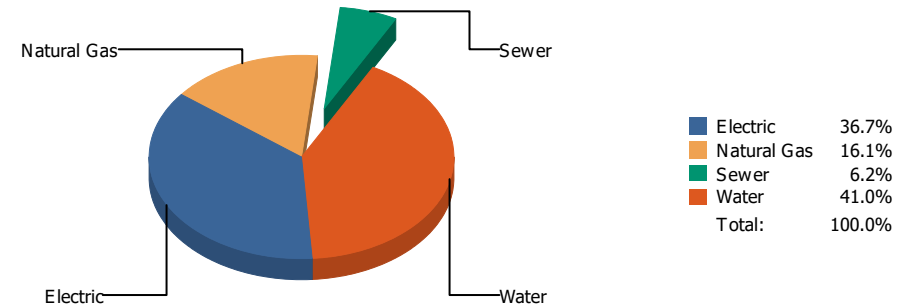
■ Electric 99.6%
 ■ Water 0.4%
 Total: 100.0%

Commodity	Common Use	Energy Use	Energy Use / Area	Total Cost	Cost / Unit	Cost / Area
Place: [CHAPIN] CHAPIN 012 [BUILDING]						
Area: 273,727 SqFt						
Billing Period: Mar 2021						
ELECTRIC	214,541.00 kWh	732,014 KBtu	2.674 KBtu/SqFt	\$22,698.99	\$0.106 /kWh	\$0.083 /SqFt
WATER	2.00 CCF			\$80.95	\$40.475 /CCF	\$0.000 /SqFt
Totals:		732,014 KBtu	2.674 KBtu/SqFt	\$22,779.94		

Energy

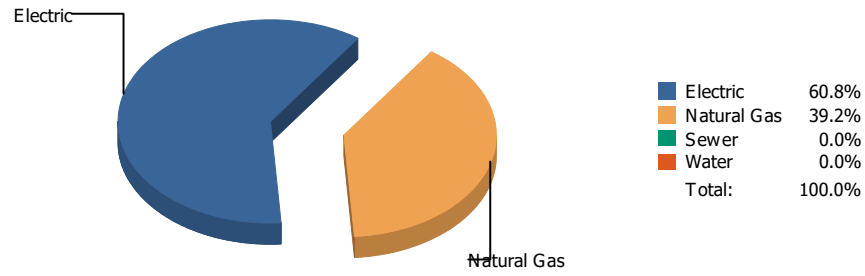


Cost

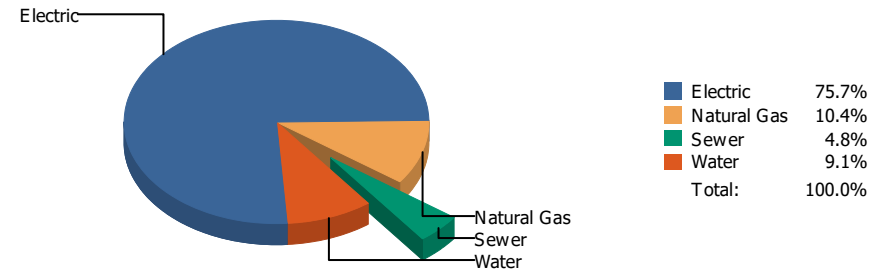


Commodity	Common Use	Energy Use	Energy Use / Area	Total Cost	Cost / Unit	Cost / Area
Place: [CHARLES] H.E. CHARLES 045 [BUILDING]						
Area: 107,867 SqFt						
Billing Period: Mar 2021						
ELECTRIC	41,708.00 kWh	142,308 KBtu	1.319 KBtu/SqFt	\$5,848.92	\$0.140 /kWh	\$0.054 /SqFt
NATURALGAS	4,509.00 CCF	464,427 KBtu	4.306 KBtu/SqFt	\$2,567.70	\$0.569 /CCF	\$0.024 /SqFt
SEWER	281.00 CCF			\$985.51	\$3.507 /CCF	\$0.009 /SqFt
WATER	1,176.00 CCF			\$6,526.53	\$5.550 /CCF	\$0.060 /SqFt
Totals:		606,735 KBtu	5.625 KBtu/SqFt	\$15,928.66		

Energy

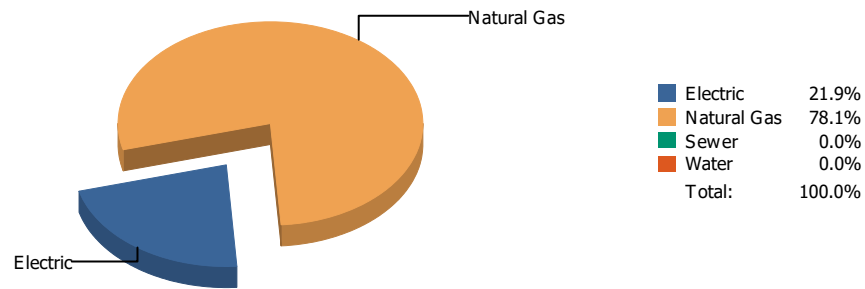


Cost

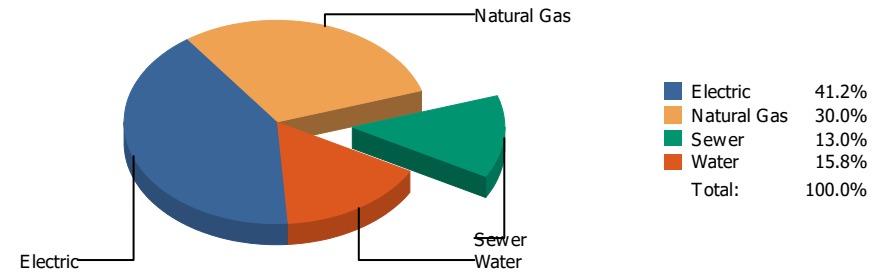


Commodity	Common Use	Energy Use	Energy Use / Area	Total Cost	Cost / Unit	Cost / Area
Place: [CIELO-VISTA] CIELO VISTA 151 [BUILDING] Area: 66,034 SqFt Billing Period: Mar 2021						
ELECTRIC	37,580.00 kWh	128,223 KBtu	1.942 KBtu/SqFt	\$5,339.01	\$0.142 /kWh	\$0.081 /SqFt
NATURALGAS	801.00 CCF	82,503 KBtu	1.249 KBtu/SqFt	\$734.89	\$0.917 /CCF	\$0.011 /SqFt
SEWER	45.00 CCF			\$337.48	\$7.500 /CCF	\$0.005 /SqFt
WATER	91.00 CCF			\$641.37	\$7.048 /CCF	\$0.010 /SqFt
Totals:		210,726 KBtu	3.191 KBtu/SqFt	\$7,052.75		

Energy

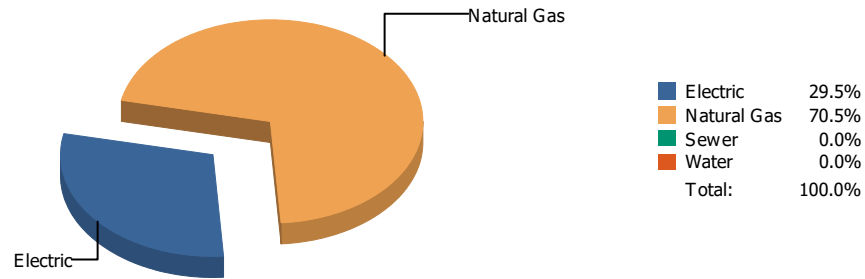


Cost

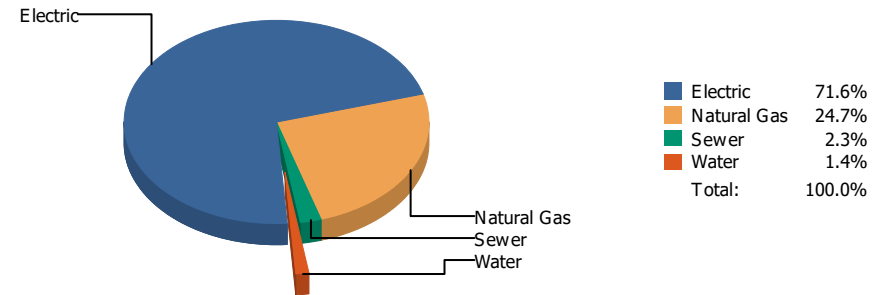


Commodity	Common Use	Energy Use	Energy Use / Area	Total Cost	Cost / Unit	Cost / Area
Place: [CLARDY] CLARDY 109 [BUILDING]						
Area: 70,700 SqFt						
Billing Period: Mar 2021						
ELECTRIC	21,710.00 kWh	74,075 KBtu	1.048 KBtu/SqFt	\$2,199.30	\$0.101 /kWh	\$0.031 /SqFt
NATURALGAS	2,566.00 CCF	264,298 KBtu	3.738 KBtu/SqFt	\$1,605.52	\$0.626 /CCF	\$0.023 /SqFt
SEWER	159.00 CCF			\$696.17	\$4.378 /CCF	\$0.010 /SqFt
WATER	240.00 CCF			\$842.12	\$3.509 /CCF	\$0.012 /SqFt
Totals:		338,373 KBtu	4.786 KBtu/SqFt	\$5,343.11		

Energy

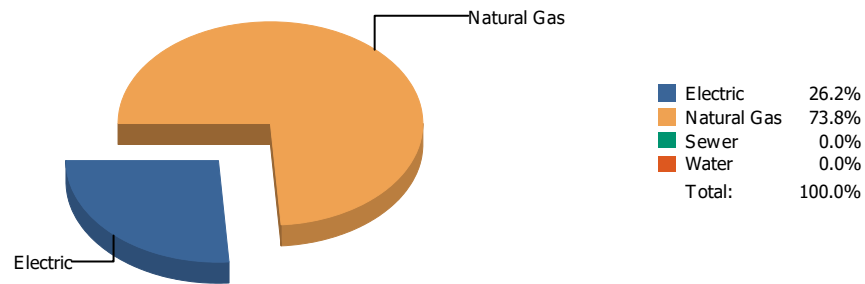


Cost

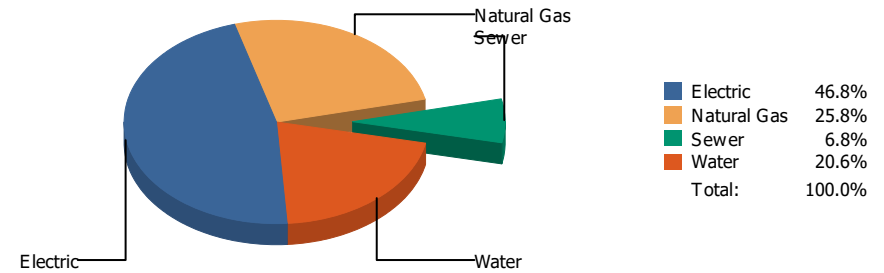


Commodity	Common Use	Energy Use	Energy Use / Area	Total Cost	Cost / Unit	Cost / Area
Place: [CLEDENIN] CLEDENIN 149 [BUILDING]						
Area: 62,721 SqFt						
Billing Period: Mar 2021						
ELECTRIC	25,320.00 kWh	86,392 KBtu	1.377 KBtu/SqFt	\$3,374.40	\$0.133 /kWh	\$0.054 /SqFt
NATURALGAS	2,008.00 CCF	206,824 KBtu	3.298 KBtu/SqFt	\$1,164.63	\$0.580 /CCF	\$0.019 /SqFt
SEWER	0.00 CCF			\$107.89	\$0.000 /CCF	\$0.002 /SqFt
WATER	0.00 CCF			\$64.48	\$0.000 /CCF	\$0.001 /SqFt
Totals:		293,216 KBtu	4.675 KBtu/SqFt	\$4,711.40		

Energy

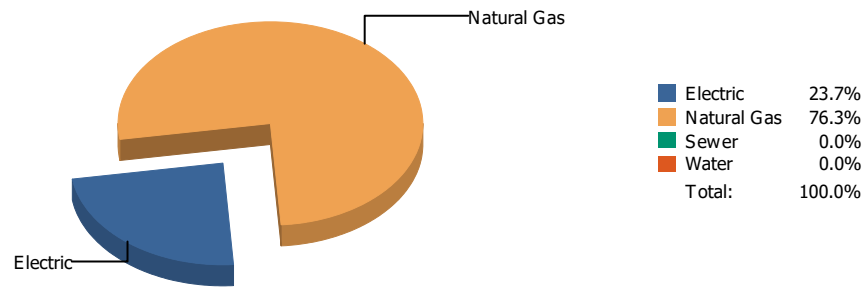


Cost

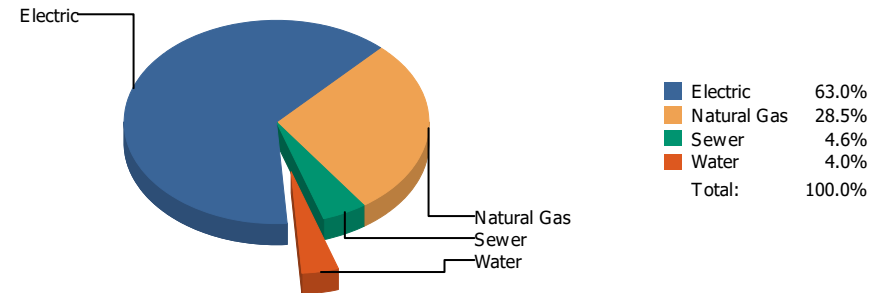


Commodity	Common Use	Energy Use	Energy Use / Area	Total Cost	Cost / Unit	Cost / Area
Place: [COLDWELL] COLDWELL 110 [BUILDING]						
Area: 67,310 SqFt						
Billing Period: Mar 2021						
ELECTRIC	21,643.00 kWh	73,846 KBtu	1.097 KBtu/SqFt	\$2,428.21	\$0.112 /kWh	\$0.036 /SqFt
NATURALGAS	2,022.00 CCF	208,266 KBtu	3.094 KBtu/SqFt	\$1,341.52	\$0.663 /CCF	\$0.020 /SqFt
SEWER	23.00 CCF			\$352.12	\$15.310 /CCF	\$0.005 /SqFt
WATER	219.00 CCF			\$1,070.22	\$4.887 /CCF	\$0.016 /SqFt
Totals:		282,112 KBtu	4.191 KBtu/SqFt	\$5,192.07		

Energy

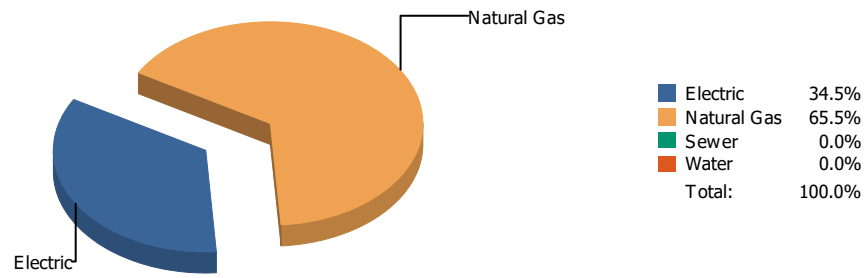


Cost

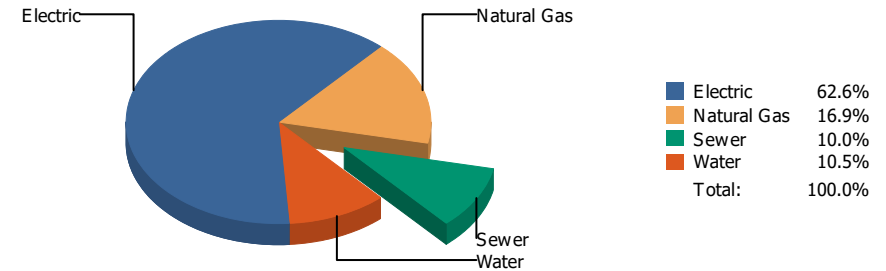


Commodity	Common Use	Energy Use	Energy Use / Area	Total Cost	Cost / Unit	Cost / Area
Place: [COLLINS] COLLINS 142 [BUILDING] Area: 81,245 SqFt Billing Period: Mar 2021						
ELECTRIC	46,615.00 kWh	159,050 KBtu	1.958 KBtu/SqFt	\$6,197.85	\$0.133 /kWh	\$0.076 /SqFt
NATURALGAS	4,974.00 CCF	512,322 KBtu	6.306 KBtu/SqFt	\$2,802.00	\$0.563 /CCF	\$0.034 /SqFt
SEWER	96.00 CCF			\$449.68	\$4.684 /CCF	\$0.006 /SqFt
WATER	40.00 CCF			\$389.51	\$9.738 /CCF	\$0.005 /SqFt
Totals:		671,372 KBtu	8.264 KBtu/SqFt	\$9,839.04		

Energy

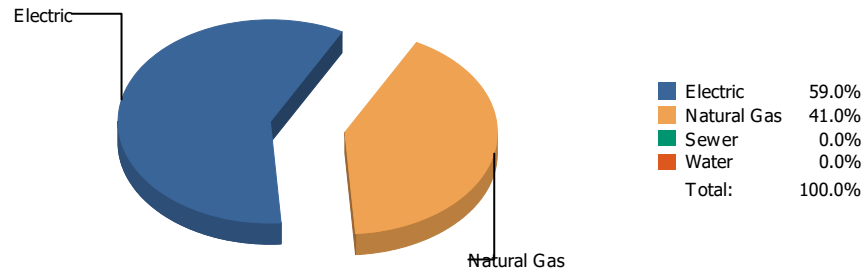


Cost

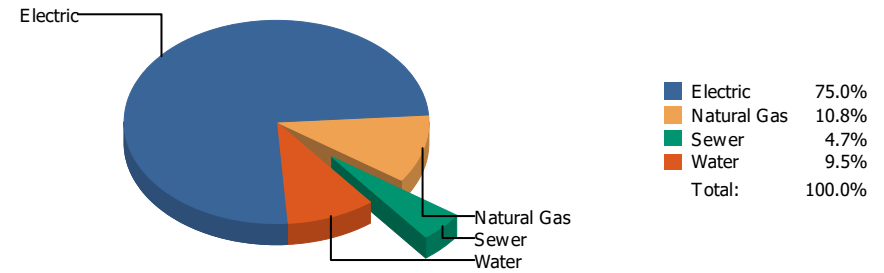


Commodity	Common Use	Energy Use	Energy Use / Area	Total Cost	Cost / Unit	Cost / Area
Place: [COOLEY] COOLEY 111 [BUILDING]						
Area: 95,590 SqFt						
Billing Period: Mar 2021						
ELECTRIC	55,000.00 kWh	187,660 KBtu	1.963 KBtu/SqFt	\$7,582.48	\$0.138 /kWh	\$0.079 /SqFt
NATURALGAS	3,458.00 CCF	356,174 KBtu	3.726 KBtu/SqFt	\$2,045.18	\$0.591 /CCF	\$0.021 /SqFt
SEWER	252.00 CCF			\$1,208.89	\$4.797 /CCF	\$0.012 /SqFt
WATER	283.00 CCF			\$1,266.43	\$4.475 /CCF	\$0.013 /SqFt
Totals:		543,834 KBtu	5.689 KBtu/SqFt	\$12,102.98		

Energy

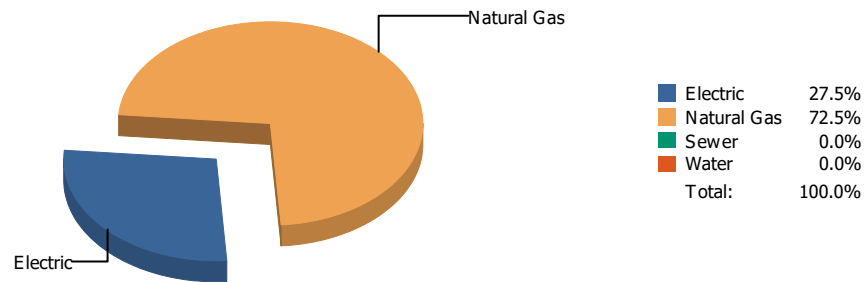


Cost

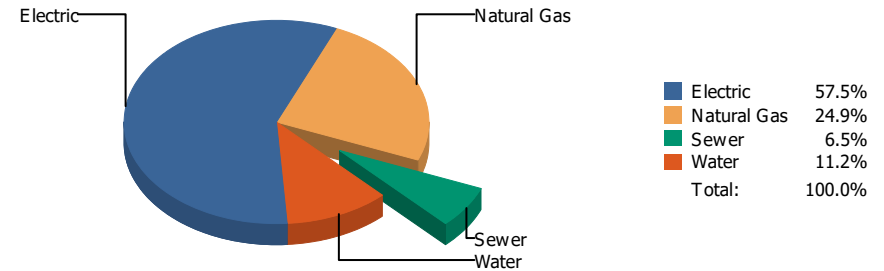


Commodity	Common Use	Energy Use	Energy Use / Area	Total Cost	Cost / Unit	Cost / Area
Place: [CORONADO] CORONADO 005 [BUILDING]						
Area: 406,757 SqFt						
Billing Period: Mar 2021						
ELECTRIC	236,884.00 kWh	808,248 KBtu	1.987 KBtu/SqFt	\$23,873.44	\$0.101 /kWh	\$0.058 /SqFt
NATURALGAS	5,451.00 CCF	561,453 KBtu	1.380 KBtu/SqFt	\$3,451.82	\$0.633 /CCF	\$0.008 /SqFt
SEWER	437.00 CCF			\$1,489.13	\$3.408 /CCF	\$0.003 /SqFt
WATER	1,033.00 CCF			\$3,017.13	\$2.921 /CCF	\$0.007 /SqFt
Totals:		1,369,701 KBtu	3.367 KBtu/SqFt	\$31,831.52		

Energy

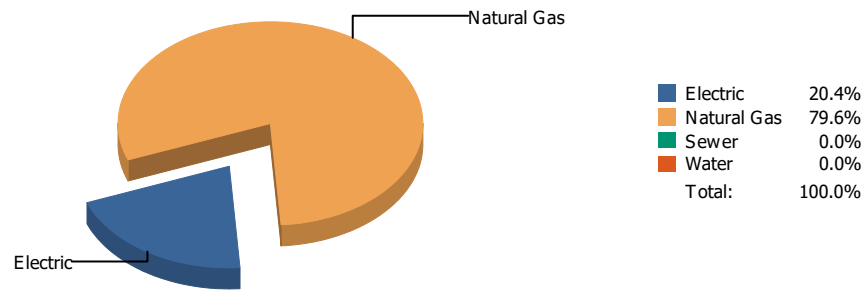


Cost

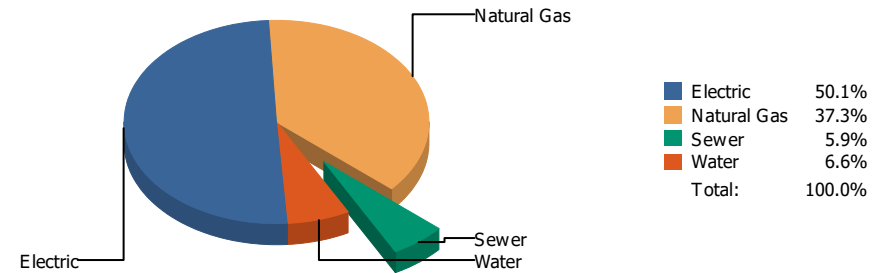


Commodity	Common Use	Energy Use	Energy Use / Area	Total Cost	Cost / Unit	Cost / Area
Place: [CROCKETT_1] CROCKETT 112 [BUILDING] Area: 92,585 SqFt Billing Period: Mar 2021						
ELECTRIC	35,961.00 kWh	122,699 KBtu	1.325 KBtu/SqFt	\$3,986.73	\$0.111 /kWh	\$0.043 /SqFt
NATURALGAS	3,146.00 CCF	324,038 KBtu	3.500 KBtu/SqFt	\$1,726.22	\$0.549 /CCF	\$0.019 /SqFt
SEWER	60.00 CCF			\$451.27	\$7.521 /CCF	\$0.005 /SqFt
WATER	106.00 CCF			\$774.88	\$7.310 /CCF	\$0.008 /SqFt
Totals:		446,737 KBtu	4.825 KBtu/SqFt	\$6,939.10		

Energy

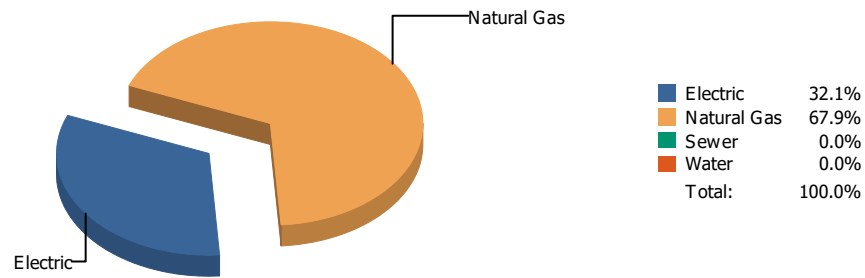


Cost

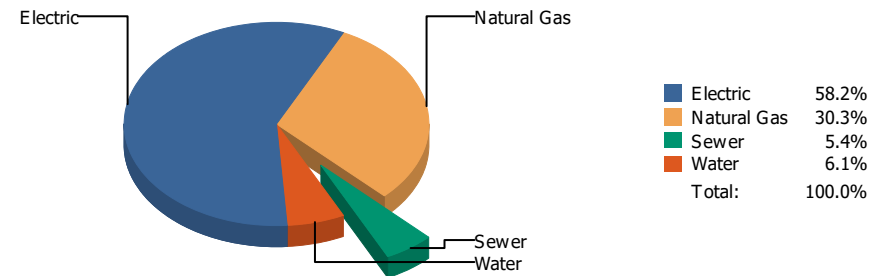


Commodity	Common Use	Energy Use	Energy Use / Area	Total Cost	Cost / Unit	Cost / Area
Place: [CROSBY] CROSBY 113 [BUILDING]						
Area: 83,100 SqFt						
Billing Period: Mar 2021						
ELECTRIC	24,640.00 kWh	84,072 KBtu	1.012 KBtu/SqFt	\$2,573.39	\$0.104 /kWh	\$0.031 /SqFt
NATURALGAS	3,190.00 CCF	328,570 KBtu	3.954 KBtu/SqFt	\$1,916.25	\$0.601 /CCF	\$0.023 /SqFt
SEWER	40.00 CCF			\$303.78	\$7.595 /CCF	\$0.004 /SqFt
WATER	64.00 CCF			\$339.06	\$5.298 /CCF	\$0.004 /SqFt
Totals:		412,642 KBtu	4.966 KBtu/SqFt	\$5,132.48		

Energy

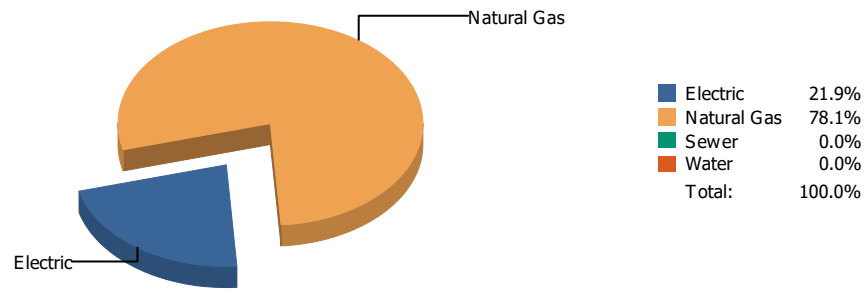


Cost

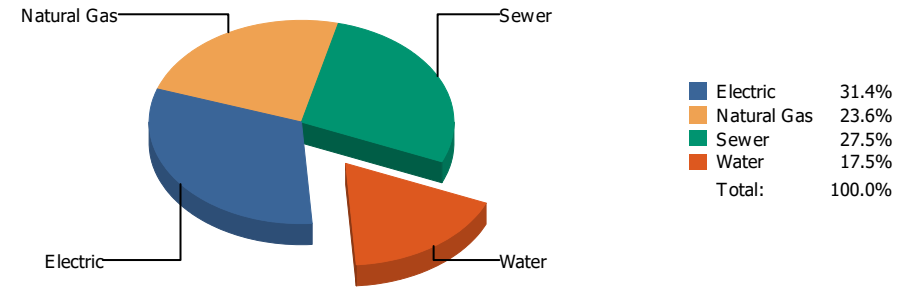


Commodity	Common Use	Energy Use	Energy Use / Area	Total Cost	Cost / Unit	Cost / Area
Place: [DELTA_OPERATIONS_CENTER_] Delta Operations Center [BUILDING]						
Area: 0 SqFt						
Billing Period: Mar 2021						
ELECTRIC	51,120.00 kWh	174,421 KBtu		\$3,350.52	\$0.066 /kWh	
NATURALGAS	3,582.00 CCF	368,946 KBtu		\$1,743.60	\$0.487 /CCF	
SEWER	32.00 CCF			\$308.88	\$9.653 /CCF	
WATER	21.00 CCF			\$351.53	\$16.740 /CCF	
Totals:		543,367 KBtu		\$5,754.53		

Energy

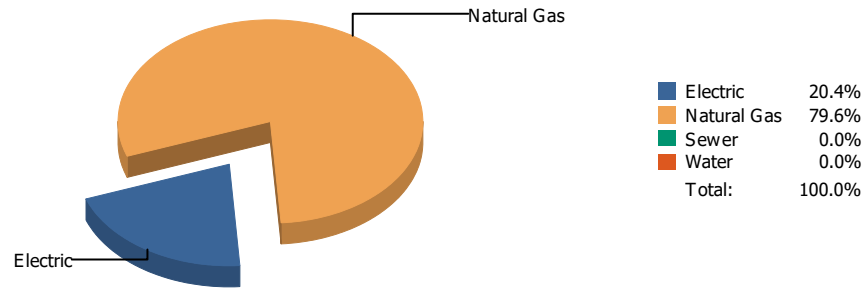


Cost

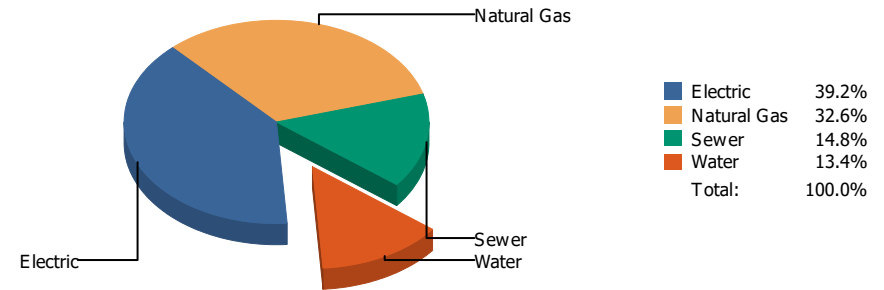


Commodity	Common Use	Energy Use	Energy Use / Area	Total Cost	Cost / Unit	Cost / Area
Place: [DONHASKINSPK8] DON HASKINS PK-8 051 [BUILDING]						
Area: 163,678 SqFt						
Billing Period: Mar 2021						
ELECTRIC	15,932.00 kWh	54,360 KBtu	0.332 KBtu/SqFt	\$1,686.31	\$0.106 /kWh	\$0.010 /SqFt
NATURALGAS	1,879.00 CCF	193,537 KBtu	1.182 KBtu/SqFt	\$1,269.75	\$0.676 /CCF	\$0.008 /SqFt
SEWER	305.00 CCF			\$1,478.39	\$4.847 /CCF	\$0.009 /SqFt
WATER	60.00 CCF			\$938.97	\$15.650 /CCF	\$0.006 /SqFt
Totals:		247,897 KBtu	1.515 KBtu/SqFt	\$5,373.42		

Energy

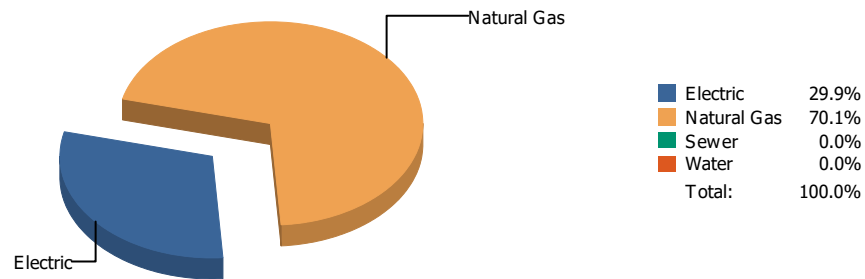


Cost

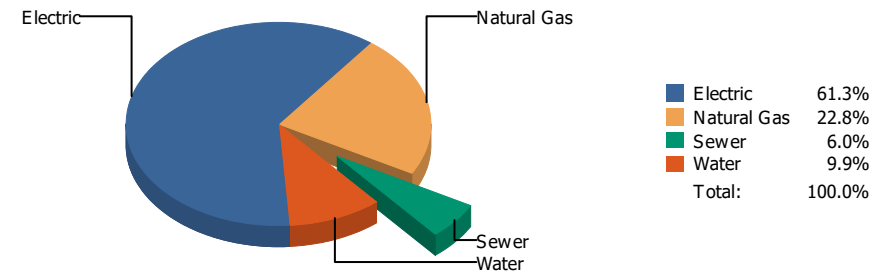


Commodity	Common Use	Energy Use	Energy Use / Area	Total Cost	Cost / Unit	Cost / Area
Place: [DOUGLASS] DOUGLASS 114 [BUILDING]						
Area: 86,903 SqFt						
Billing Period: Mar 2021						
ELECTRIC	21,785.00 kWh	74,330 KBtu	0.855 KBtu/SqFt	\$2,075.39	\$0.095 /kWh	\$0.024 /SqFt
NATURALGAS	2,812.00 CCF	289,636 KBtu	3.333 KBtu/SqFt	\$1,721.51	\$0.612 /CCF	\$0.020 /SqFt
SEWER	220.00 CCF			\$781.51	\$3.552 /CCF	\$0.009 /SqFt
WATER	190.00 CCF			\$709.91	\$3.736 /CCF	\$0.008 /SqFt
Totals:		363,966 KBtu	4.188 KBtu/SqFt	\$5,288.32		

Energy

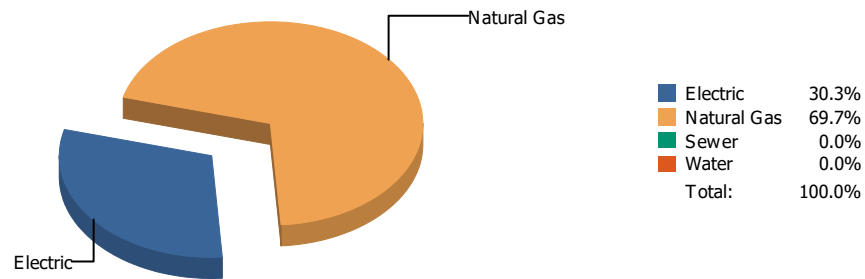


Cost

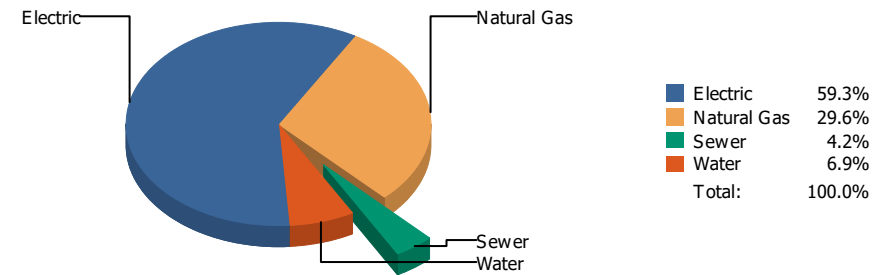


Commodity	Common Use	Energy Use	Energy Use / Area	Total Cost	Cost / Unit	Cost / Area
Place: [DOWELL] DOWELL 115 [BUILDING] Area: 55,801 SqFt Billing Period: Mar 2021						
ELECTRIC	15,990.00 kWh	54,558 KBtu	0.978 KBtu/SqFt	\$2,270.69	\$0.142 /kWh	\$0.041 /SqFt
NATURALGAS	1,244.00 CCF	128,132 KBtu	2.296 KBtu/SqFt	\$843.65	\$0.678 /CCF	\$0.015 /SqFt
SEWER	62.00 CCF			\$222.14	\$3.583 /CCF	\$0.004 /SqFt
WATER	106.00 CCF			\$367.14	\$3.464 /CCF	\$0.007 /SqFt
Totals:		182,690 KBtu	3.274 KBtu/SqFt	\$3,703.62		

Energy

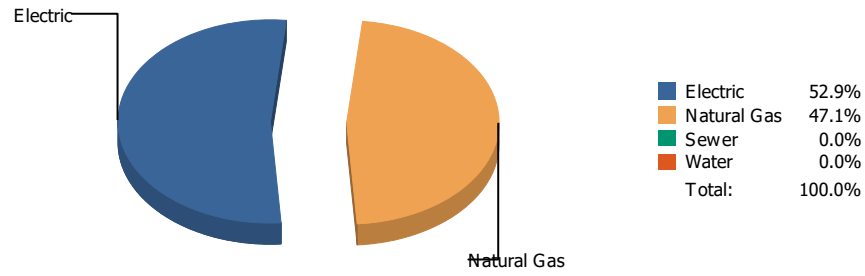


Cost

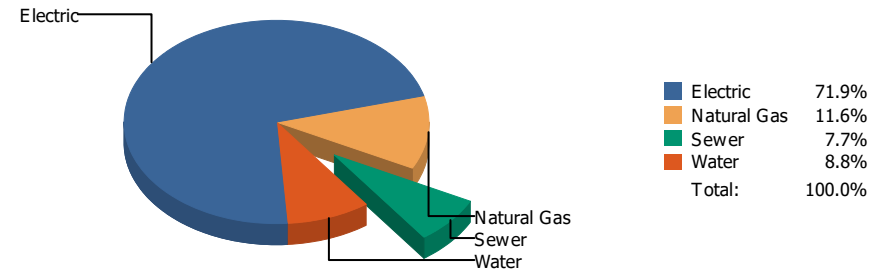


Commodity	Common Use	Energy Use	Energy Use / Area	Total Cost	Cost / Unit	Cost / Area
Place: [DRHORNEDOMIDDLESCHOOL_1] DR. HORNEDO MIDDLE SCHOOL 058 [BUILDING]						
Area: 184,871 SqFt						
Billing Period: Mar 2021						
ELECTRIC	86,400.00 kWh	294,797 KBtu	1.595 KBtu/SqFt	\$6,844.13	\$0.079 /kWh	\$0.037 /SqFt
NATURALGAS	6,593.00 CCF	679,079 KBtu	3.673 KBtu/SqFt	\$3,410.68	\$0.517 /CCF	\$0.018 /SqFt
SEWER	53.00 CCF			\$483.91	\$9.130 /CCF	\$0.003 /SqFt
WATER	86.00 CCF			\$795.74	\$9.253 /CCF	\$0.004 /SqFt
Totals:		973,876 KBtu	5.268 KBtu/SqFt	\$11,534.46		

Energy

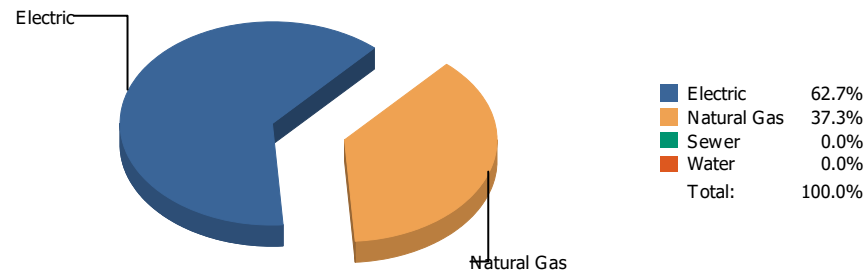


Cost

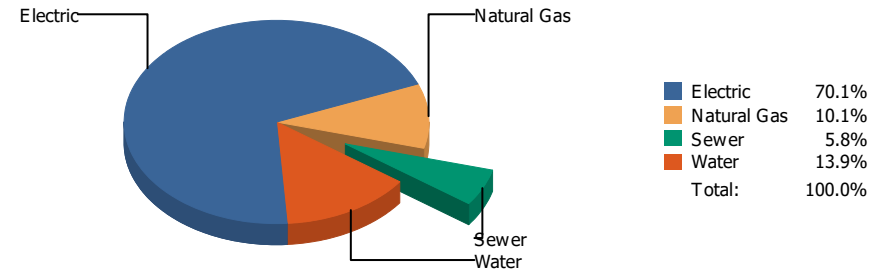


Commodity	Common Use	Energy Use	Energy Use / Area	Total Cost	Cost / Unit	Cost / Area
Place: [ED-CENTER] ED CENTER 919 [BUILDING] Area: 220,243 SqFt Billing Period: Mar 2021						
ELECTRIC	122,220.00 kWh	417,015 KBtu	1.893 KBtu/SqFt	\$12,033.72	\$0.098 /kWh	\$0.054 /SqFt
NATURALGAS	3,610.00 CCF	371,830 KBtu	1.688 KBtu/SqFt	\$1,946.12	\$0.539 /CCF	\$0.009 /SqFt
SEWER	341.00 CCF			\$1,290.20	\$3.784 /CCF	\$0.006 /SqFt
WATER	341.00 CCF			\$1,468.42	\$4.306 /CCF	\$0.006 /SqFt
Totals:		788,845 KBtu	3.582 KBtu/SqFt	\$16,738.46		

Energy



Cost



Commodity	Common Use	Energy Use	Energy Use / Area	Total Cost	Cost / Unit	Cost / Area
Place: [EL-PASO-HIGH] EL PASO HIGH 006 [BUILDING]						
Area: 236,062 SqFt						
Billing Period: Mar 2021						
ELECTRIC	124,639.00 kWh	425,268 KBtu	1.802 KBtu/SqFt	\$15,303.33	\$0.123 /kWh	\$0.064 /SqFt
NATURALGAS	2,459.00 CCF	253,277 KBtu	1.073 KBtu/SqFt	\$2,214.31	\$0.900 /CCF	\$0.009 /SqFt
SEWER	253.00 CCF			\$1,270.28	\$5.021 /CCF	\$0.005 /SqFt
WATER	725.00 CCF			\$3,033.74	\$4.184 /CCF	\$0.013 /SqFt
Totals:		678,545 KBtu	2.874 KBtu/SqFt	\$21,821.66		

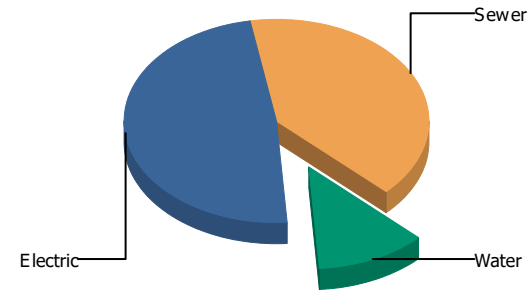
Energy

Electric



Electric 100.0%
 Sewer 0.0%
 Water 0.0%
 Total: 100.0%

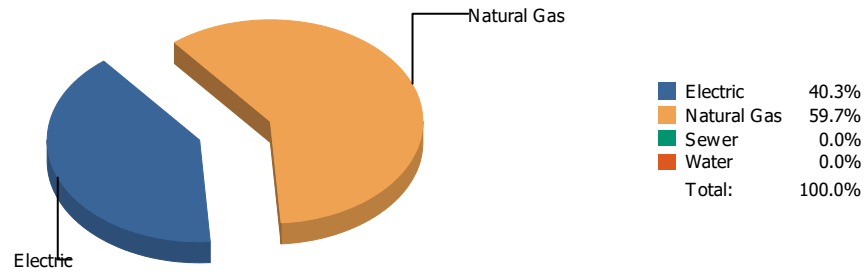
Cost



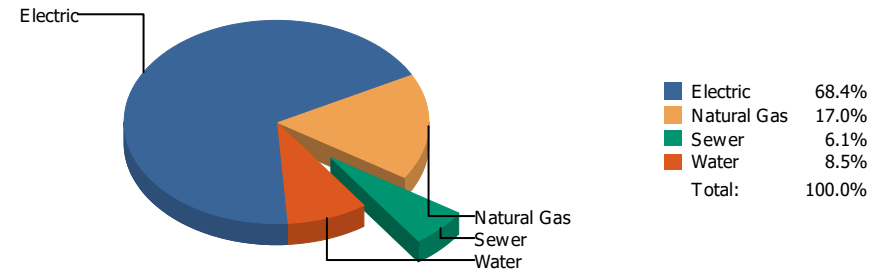
Electric 48.4%
 Sewer 39.9%
 Water 11.7%
 Total: 100.0%

Commodity	Common Use	Energy Use	Energy Use / Area	Total Cost	Cost / Unit	Cost / Area
Place: [FANNIN] FANNIN 116 [BUILDING]						
Area: 73,291 SqFt						
Billing Period: Mar 2021						
ELECTRIC	5,833.00 kWh	19,902 KBtu	0.272 KBtu/SqFt	\$554.01	\$0.095 /kWh	\$0.007 /SqFt
SEWER	50.00 CCF			\$456.37	\$9.127 /CCF	\$0.006 /SqFt
WATER	3.00 CCF			\$134.38	\$44.793 /CCF	\$0.002 /SqFt
Totals:		19,902 KBtu	0.272 KBtu/SqFt	\$1,144.76		

Energy

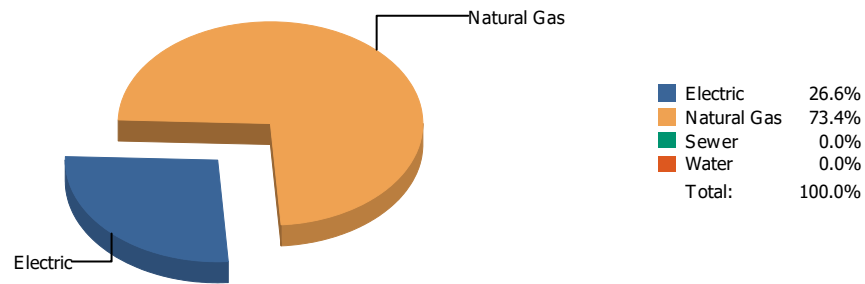


Cost

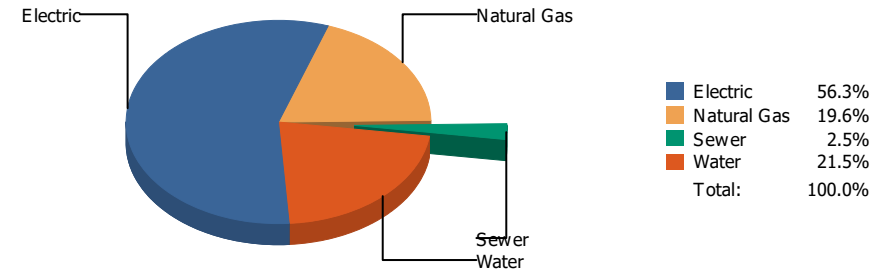


Commodity	Common Use	Energy Use	Energy Use / Area	Total Cost	Cost / Unit	Cost / Area
Place: [FRANKLIN] FRANKLIN HIGH SCHOOL 010 [BUILDING]						
Area: 329,377 SqFt						
Billing Period: Mar 2021						
ELECTRIC	158,858.00 kWh	542,023 KBtu	1.646 KBtu/SqFt	\$16,826.20	\$0.106 /kWh	\$0.051 /SqFt
NATURALGAS	7,811.00 CCF	804,533 KBtu	2.443 KBtu/SqFt	\$4,173.90	\$0.534 /CCF	\$0.013 /SqFt
SEWER	517.00 CCF			\$1,504.71	\$2.910 /CCF	\$0.005 /SqFt
WATER	688.00 CCF			\$2,084.04	\$3.029 /CCF	\$0.006 /SqFt
Totals:		1,346,556 KBtu	4.088 KBtu/SqFt	\$24,588.85		

Energy

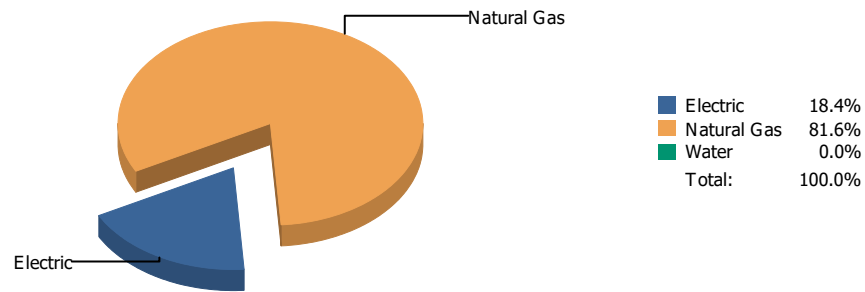


Cost

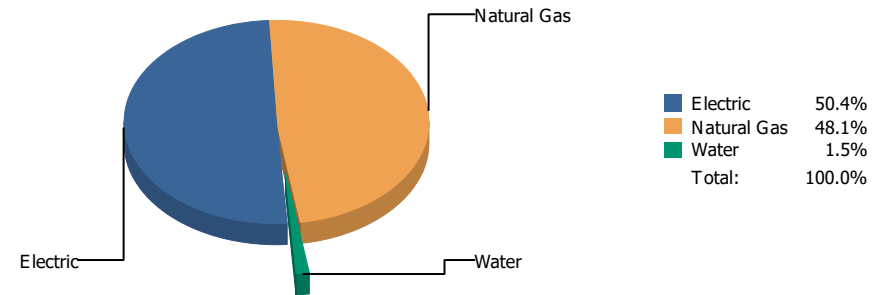


Commodity	Common Use	Energy Use	Energy Use / Area	Total Cost	Cost / Unit	Cost / Area
Place: [FRANKLIN9THGRADECENTER_2] FRANKLIN 9TH GRADE CENTER 053 [BUILDING]						
Area: 193,158 SqFt						
Billing Period: Mar 2021						
ELECTRIC	67,142.00 kWh	229,089 KBtu	1.186 KBtu/SqFt	\$9,138.87	\$0.136 /kWh	\$0.047 /SqFt
NATURALGAS	6,146.00 CCF	633,038 KBtu	3.277 KBtu/SqFt	\$3,191.21	\$0.519 /CCF	\$0.017 /SqFt
SEWER	20.00 CCF			\$411.31	\$20.566 /CCF	\$0.002 /SqFt
WATER	1,450.00 CCF			\$3,499.44	\$2.413 /CCF	\$0.018 /SqFt
Totals:		862,127 KBtu	4.463 KBtu/SqFt	\$16,240.83		

Energy

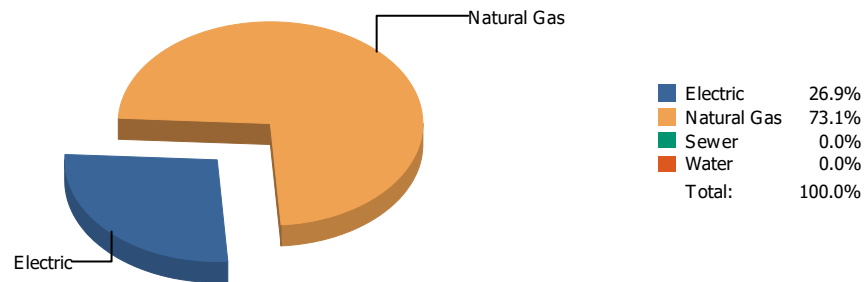


Cost

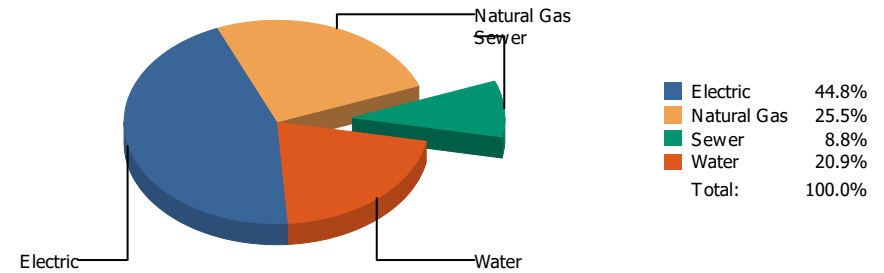


Commodity	Common Use	Energy Use	Energy Use / Area	Total Cost	Cost / Unit	Cost / Area
Place: [GAMBLE] JAMES GAMBLE WAREHOUSE [BUILDING]						
Area: 53,241 SqFt						
Billing Period: Mar 2021						
ELECTRIC	24,000.00 kWh	81,888 KBtu	1.538 KBtu/SqFt	\$2,008.03	\$0.084 /kWh	\$0.038 /SqFt
NATURALGAS	3,535.00 CCF	364,105 KBtu	6.839 KBtu/SqFt	\$1,918.40	\$0.543 /CCF	\$0.036 /SqFt
WATER	0.00 CCF			\$60.68	\$0.000 /CCF	\$0.001 /SqFt
Totals:		445,993 KBtu	8.377 KBtu/SqFt	\$3,987.11		

Energy

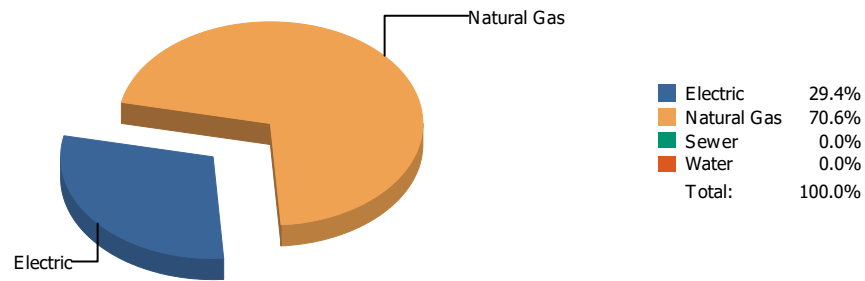


Cost

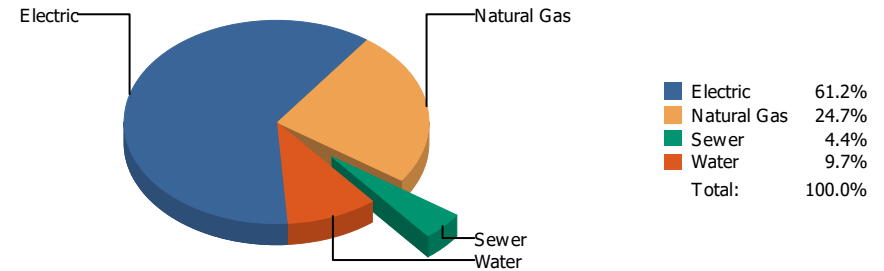


Commodity	Common Use	Energy Use	Energy Use / Area	Total Cost	Cost / Unit	Cost / Area
Place: [GREEN] GREEN ELEMENTARY SCHOOL 162 [BUILDING]						
Area: 88,156 SqFt						
Billing Period: Mar 2021						
ELECTRIC	33,300.00 kWh	113,620 KBtu	1.289 KBtu/SqFt	\$3,216.14	\$0.097 /kWh	\$0.036 /SqFt
NATURALGAS	3,005.00 CCF	309,515 KBtu	3.511 KBtu/SqFt	\$1,827.31	\$0.608 /CCF	\$0.021 /SqFt
SEWER	70.00 CCF			\$629.20	\$8.989 /CCF	\$0.007 /SqFt
WATER	279.00 CCF			\$1,499.03	\$5.373 /CCF	\$0.017 /SqFt
Totals:		423,135 KBtu	4.800 KBtu/SqFt	\$7,171.68		

Energy

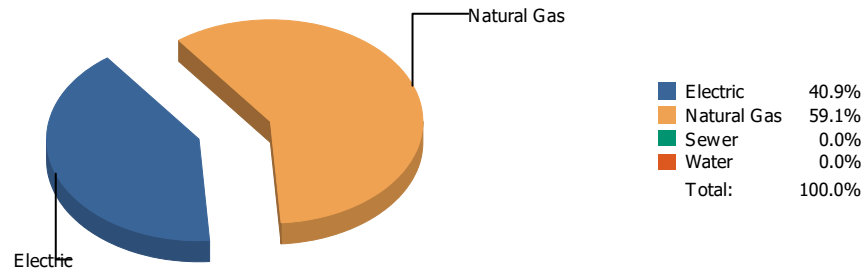


Cost

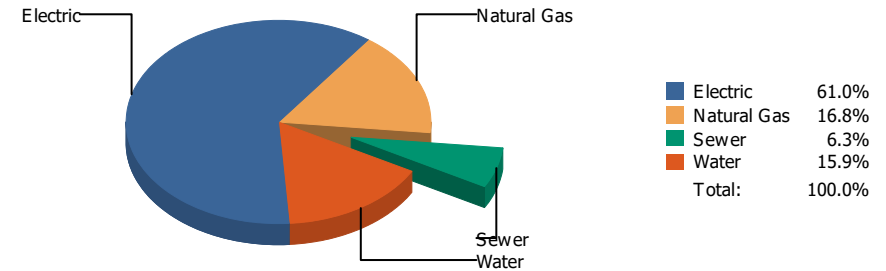


Commodity	Common Use	Energy Use	Energy Use / Area	Total Cost	Cost / Unit	Cost / Area
Place: [GUERRERO] ROSA GUERRERO ELEMENTARY 163 [BUILDING]						
Area: 88,641 SqFt						
Billing Period: Mar 2021						
ELECTRIC	47,960.00 kWh	163,640 KBtu	1.846 KBtu/SqFt	\$5,498.25	\$0.115 /kWh	\$0.062 /SqFt
NATURALGAS	3,820.00 CCF	393,460 KBtu	4.439 KBtu/SqFt	\$2,223.22	\$0.582 /CCF	\$0.025 /SqFt
SEWER	24.00 CCF			\$399.17	\$16.632 /CCF	\$0.004 /SqFt
WATER	233.00 CCF			\$867.46	\$3.723 /CCF	\$0.010 /SqFt
Totals:		557,100 KBtu	6.285 KBtu/SqFt	\$8,988.10		

Energy

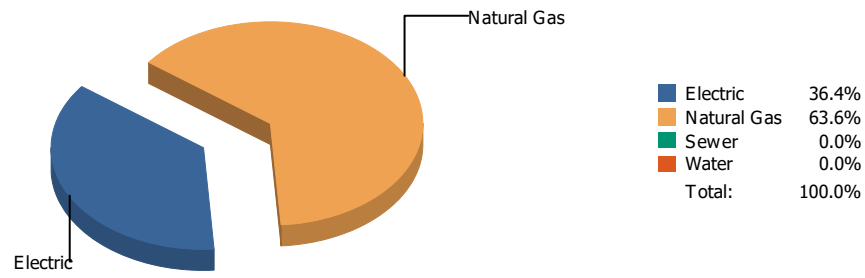


Cost

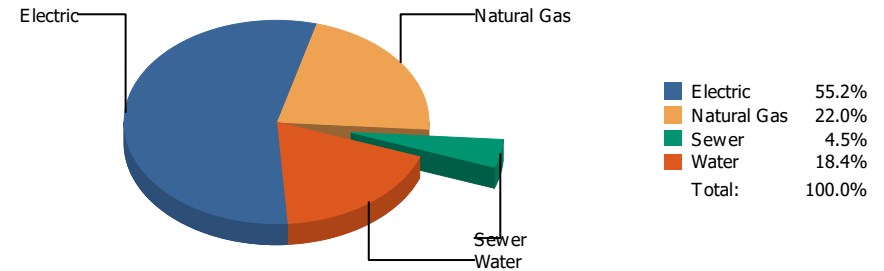


Commodity	Common Use	Energy Use	Energy Use / Area	Total Cost	Cost / Unit	Cost / Area
Place: [GUILLEN] GUILLEN 044 [BUILDING] Area: 223,773 SqFt Billing Period: Mar 2021						
ELECTRIC	67,208.00 kWh	229,314 KBtu	1.025 KBtu/SqFt	\$6,951.75	\$0.103 /kWh	\$0.031 /SqFt
NATURALGAS	3,212.00 CCF	330,836 KBtu	1.478 KBtu/SqFt	\$1,913.66	\$0.596 /CCF	\$0.009 /SqFt
SEWER	170.00 CCF			\$720.37	\$4.237 /CCF	\$0.003 /SqFt
WATER	487.00 CCF			\$1,806.85	\$3.710 /CCF	\$0.008 /SqFt
Totals:		560,150 KBtu	2.503 KBtu/SqFt	\$11,392.63		

Energy

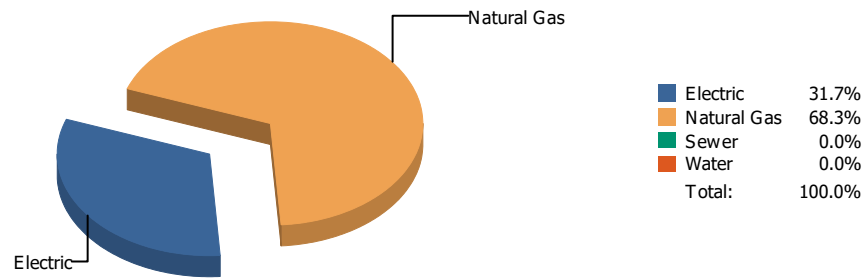


Cost

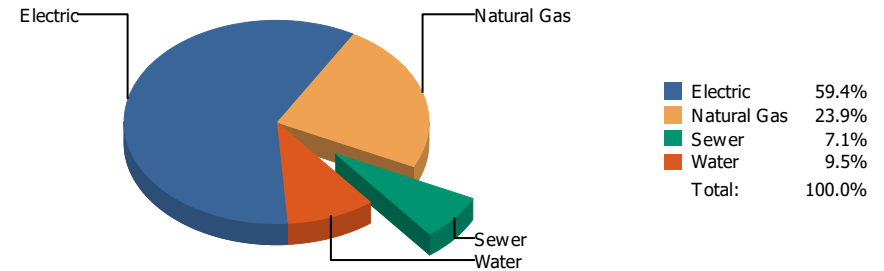


Commodity	Common Use	Energy Use	Energy Use / Area	Total Cost	Cost / Unit	Cost / Area
Place: [HART] HART 118 [BUILDING] Area: 63,357 SqFt Billing Period: Mar 2021						
ELECTRIC	47,520.00 kWh	162,138 KBtu	2.559 KBtu/SqFt	\$3,828.68	\$0.081 /kWh	\$0.060 /SqFt
NATURALGAS	2,754.00 CCF	283,662 KBtu	4.477 KBtu/SqFt	\$1,525.81	\$0.554 /CCF	\$0.024 /SqFt
SEWER	32.00 CCF			\$308.88	\$9.653 /CCF	\$0.005 /SqFt
WATER	205.00 CCF			\$1,274.10	\$6.215 /CCF	\$0.020 /SqFt
Totals:		445,800 KBtu	7.036 KBtu/SqFt	\$6,937.47		

Energy

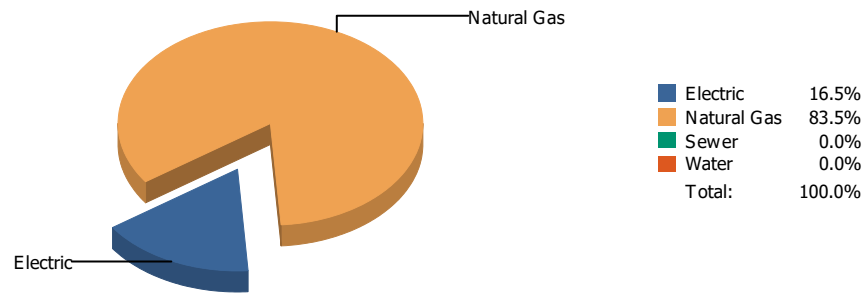


Cost

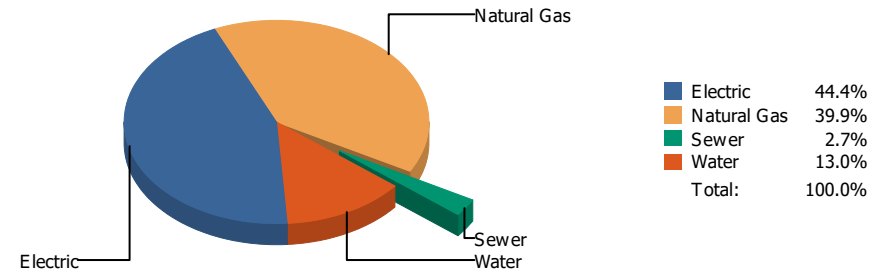


Commodity	Common Use	Energy Use	Energy Use / Area	Total Cost	Cost / Unit	Cost / Area
Place: [HAWKINS] HAWKINS 119 [BUILDING]						
Area: 57,207 SqFt						
Billing Period: Mar 2021						
ELECTRIC	31,995.00 kWh	109,167 KBtu	1.908 KBtu/SqFt	\$3,224.11	\$0.101 /kWh	\$0.056 /SqFt
NATURALGAS	2,288.00 CCF	235,664 KBtu	4.119 KBtu/SqFt	\$1,297.06	\$0.567 /CCF	\$0.023 /SqFt
SEWER	103.00 CCF			\$387.38	\$3.761 /CCF	\$0.007 /SqFt
WATER	104.00 CCF			\$515.89	\$4.960 /CCF	\$0.009 /SqFt
Totals:		344,831 KBtu	6.028 KBtu/SqFt	\$5,424.44		

Energy

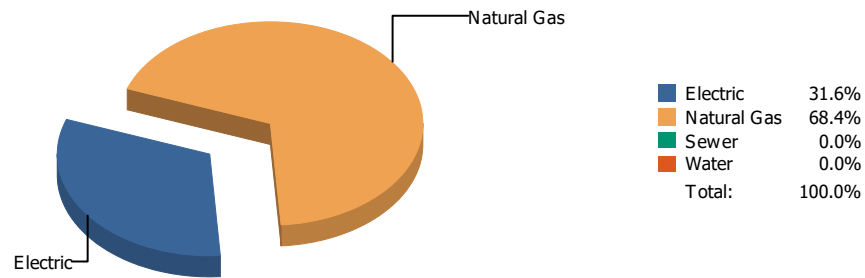


Cost

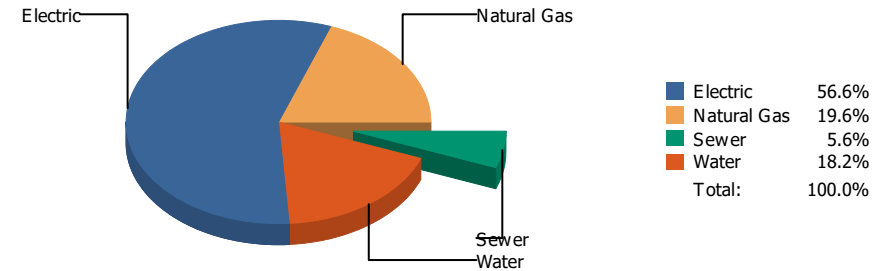


Commodity	Common Use	Energy Use	Energy Use / Area	Total Cost	Cost / Unit	Cost / Area
Place: [HENDERSO] HENDERSON 041 [BUILDING]						
Area: 145,254 SqFt						
Billing Period: Mar 2021						
ELECTRIC	37,849.00 kWh	129,141 KBtu	0.889 KBtu/SqFt	\$3,653.83	\$0.097 /kWh	\$0.025 /SqFt
NATURALGAS	6,359.00 CCF	654,977 KBtu	4.509 KBtu/SqFt	\$3,282.40	\$0.516 /CCF	\$0.023 /SqFt
SEWER	53.00 CCF			\$224.49	\$4.236 /CCF	\$0.002 /SqFt
WATER	235.00 CCF			\$1,068.85	\$4.548 /CCF	\$0.007 /SqFt
Totals:		784,118 KBtu	5.398 KBtu/SqFt	\$8,229.57		

Energy



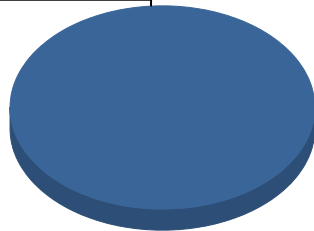
Cost



Commodity	Common Use	Energy Use	Energy Use / Area	Total Cost	Cost / Unit	Cost / Area
Place: [HERRERA_1] HERRERA ELEMENTARY 174 [BUILDING]						
Area: 86,275 SqFt						
Billing Period: Mar 2021						
ELECTRIC	42,200.00 kWh	143,986 KBtu	1.669 KBtu/SqFt	\$4,788.60	\$0.113 /kWh	\$0.056 /SqFt
NATURALGAS	3,027.00 CCF	311,781 KBtu	3.614 KBtu/SqFt	\$1,659.87	\$0.548 /CCF	\$0.019 /SqFt
SEWER	48.00 CCF			\$472.91	\$9.852 /CCF	\$0.005 /SqFt
WATER	223.00 CCF			\$1,539.08	\$6.902 /CCF	\$0.018 /SqFt
Totals:		455,767 KBtu	5.283 KBtu/SqFt	\$8,460.46		

Energy

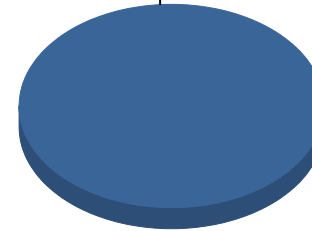
Electric



■ Electric 100.0%
Total: 100.0%

Cost

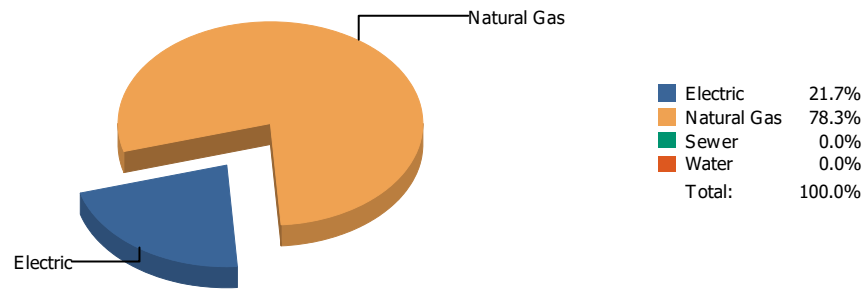
Electric



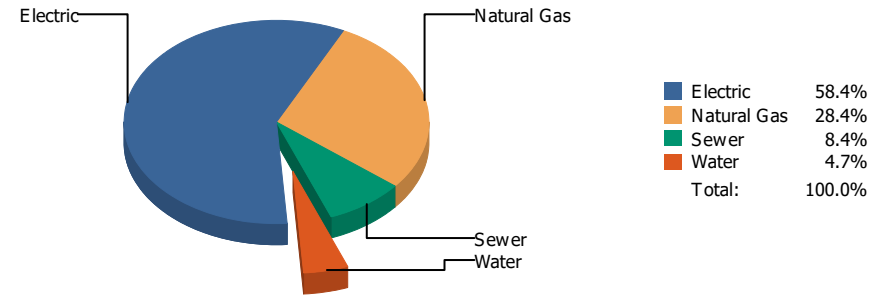
■ Electric 100.0%
Total: 100.0%

Commodity	Common Use	Energy Use	Energy Use / Area	Total Cost	Cost / Unit	Cost / Area
Place: [HIGHLAND] HIGHLAND/ANNEX 120 [BUILDING]						
Area: 33,705 SqFt						
Billing Period: Mar 2021						
ELECTRIC	31,880.00 kWh	108,775 KBtu	3.227 KBtu/SqFt	\$1,623.18	\$0.051 /kWh	\$0.048 /SqFt
Totals:		108,775 KBtu	3.227 KBtu/SqFt	\$1,623.18		

Energy

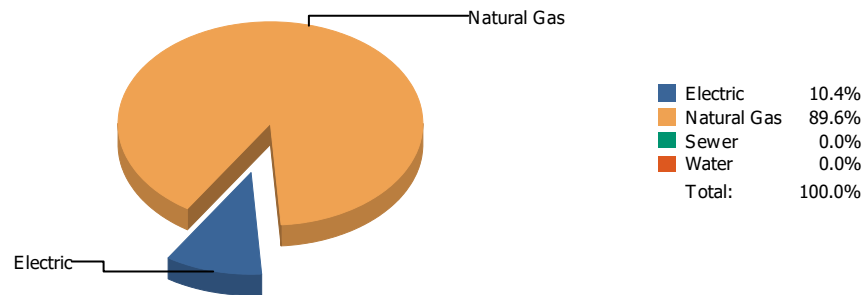


Cost

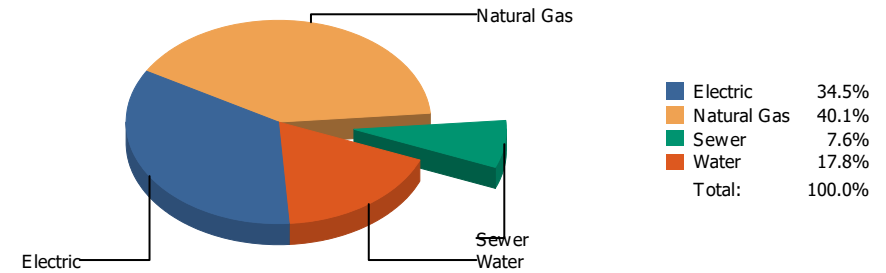


Commodity	Common Use	Energy Use	Energy Use / Area	Total Cost	Cost / Unit	Cost / Area
Place: [HILLSIDE] HILLSIDE 121 [BUILDING] Area: 80,656 SqFt Billing Period: Mar 2021						
ELECTRIC	32,681.00 kWh	111,508 KBtu	1.383 KBtu/SqFt	\$5,015.47	\$0.153 /kWh	\$0.062 /SqFt
NATURALGAS	3,914.00 CCF	403,142 KBtu	4.998 KBtu/SqFt	\$2,438.22	\$0.623 /CCF	\$0.030 /SqFt
SEWER	172.00 CCF			\$724.77	\$4.214 /CCF	\$0.009 /SqFt
WATER	59.00 CCF			\$407.72	\$6.911 /CCF	\$0.005 /SqFt
Totals:		514,650 KBtu	6.381 KBtu/SqFt	\$8,586.18		

Energy

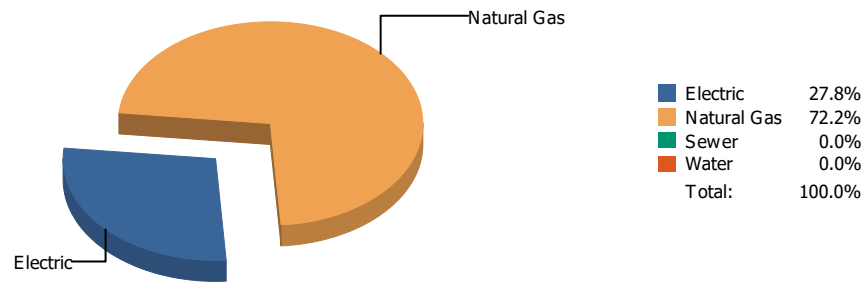


Cost

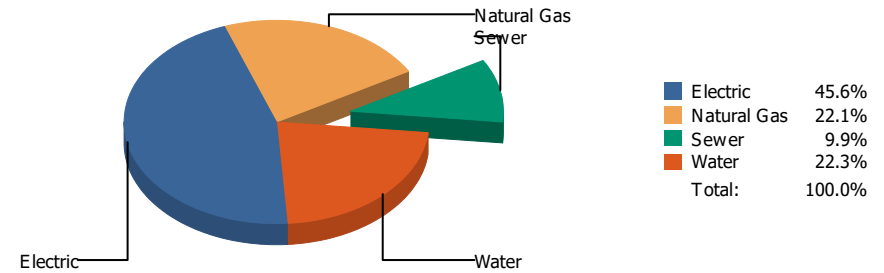


Commodity	Common Use	Energy Use	Energy Use / Area	Total Cost	Cost / Unit	Cost / Area
Place: [HOUSTON] HOUSTON 122 [BUILDING] Area: 84,178 SqFt Billing Period: Mar 2021						
ELECTRIC	18,000.00 kWh	61,416 KBtu	0.730 KBtu/SqFt	\$2,057.06	\$0.114 /kWh	\$0.024 /SqFt
NATURALGAS	5,132.00 CCF	528,596 KBtu	6.280 KBtu/SqFt	\$2,386.53	\$0.465 /CCF	\$0.028 /SqFt
SEWER	47.00 CCF			\$449.77	\$9.570 /CCF	\$0.005 /SqFt
WATER	197.00 CCF			\$1,061.27	\$5.387 /CCF	\$0.013 /SqFt
Totals:		590,012 KBtu	7.009 KBtu/SqFt	\$5,954.63		

Energy

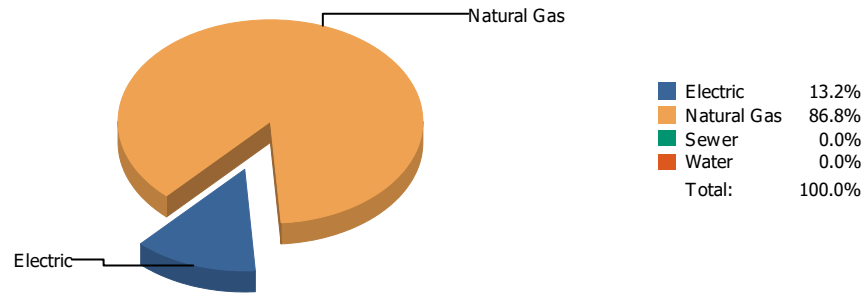


Cost

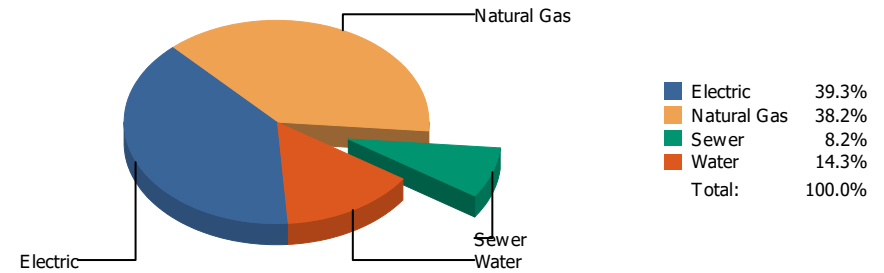


Commodity	Common Use	Energy Use	Energy Use / Area	Total Cost	Cost / Unit	Cost / Area
Place: [HUGHEY] HUGHEY 123 [BUILDING] Area: 74,815 SqFt Billing Period: Mar 2021						
ELECTRIC	26,282.00 kWh	89,674 KBtu	1.199 KBtu/SqFt	\$2,999.69	\$0.114 /kWh	\$0.040 /SqFt
NATURALGAS	2,259.00 CCF	232,677 KBtu	3.110 KBtu/SqFt	\$1,455.42	\$0.644 /CCF	\$0.019 /SqFt
SEWER	90.00 CCF			\$652.26	\$7.247 /CCF	\$0.009 /SqFt
WATER	243.00 CCF			\$1,468.61	\$6.044 /CCF	\$0.019 /SqFt
Totals:		322,351 KBtu	4.309 KBtu/SqFt	\$6,575.98		

Energy

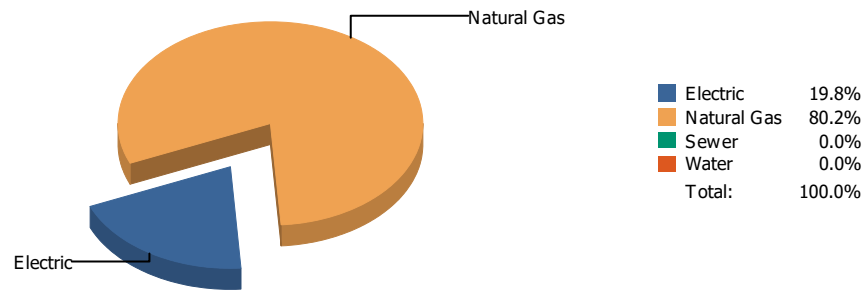


Cost

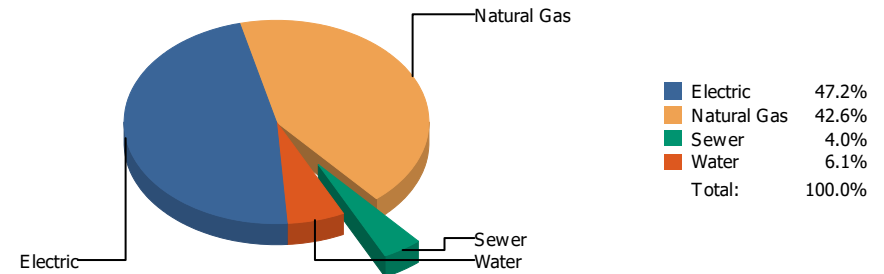


Commodity	Common Use	Energy Use	Energy Use / Area	Total Cost	Cost / Unit	Cost / Area
Place: [IRVIN] IRVIN 008 [BUILDING]						
Area: 303,804 SqFt						
Billing Period: Mar 2021						
ELECTRIC	61,043.00 kWh	208,279 KBtu	0.686 KBtu/SqFt	\$7,464.62	\$0.122 /kWh	\$0.024 /SqFt
NATURALGAS	13,304.00 CCF	1,370,312 KBtu	4.511 KBtu/SqFt	\$7,259.64	\$0.546 /CCF	\$0.024 /SqFt
SEWER	601.00 CCF			\$1,560.68	\$2.597 /CCF	\$0.005 /SqFt
WATER	1,016.00 CCF			\$2,724.91	\$2.682 /CCF	\$0.009 /SqFt
Totals:		1,578,591 KBtu	5.196 KBtu/SqFt	\$19,009.85		

Energy

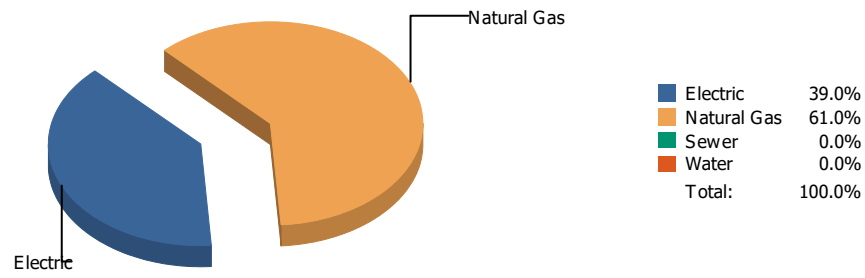


Cost

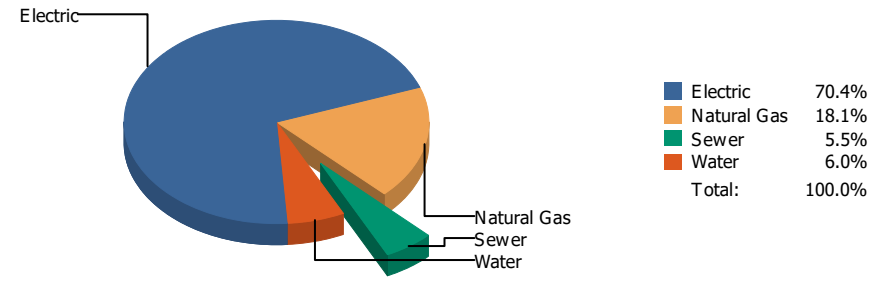


Commodity	Common Use	Energy Use	Energy Use / Area	Total Cost	Cost / Unit	Cost / Area
Place: [JEFFERSN] JEFFERSON 009 [BUILDING]						
Area: 257,708 SqFt						
Billing Period: Mar 2021						
ELECTRIC	105,666.00 kWh	360,532 KBtu	1.399 KBtu/SqFt	\$9,051.53	\$0.086 /kWh	\$0.035 /SqFt
NATURALGAS	14,144.00 CCF	1,456,832 KBtu	5.653 KBtu/SqFt	\$8,179.36	\$0.578 /CCF	\$0.032 /SqFt
SEWER	98.00 CCF			\$775.45	\$7.913 /CCF	\$0.003 /SqFt
WATER	168.00 CCF			\$1,172.28	\$6.978 /CCF	\$0.004 /SqFt
Totals:		1,817,364 KBtu	7.052 KBtu/SqFt	\$19,178.62		

Energy

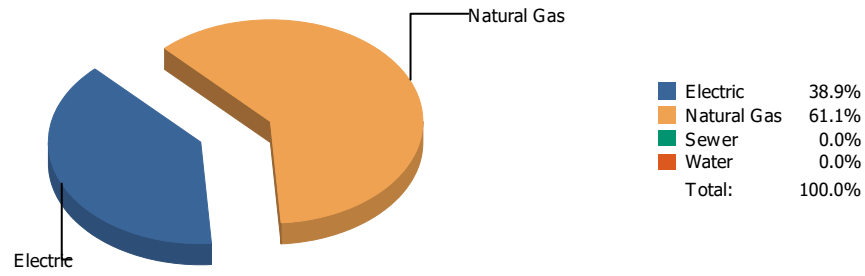


Cost

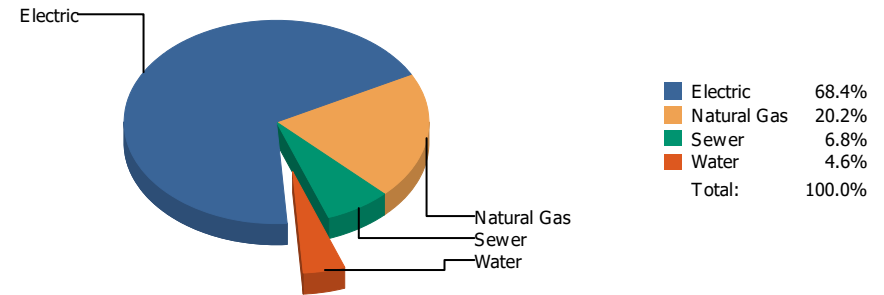


Commodity	Common Use	Energy Use	Energy Use / Area	Total Cost	Cost / Unit	Cost / Area
Place: [JOHNSON] L.B. JOHNSON 155 [BUILDING]						
Area: 87,993 SqFt						
Billing Period: Mar 2021						
ELECTRIC	37,500.00 kWh	127,950 KBtu	1.454 KBtu/SqFt	\$4,412.05	\$0.118 /kWh	\$0.050 /SqFt
NATURALGAS	1,946.00 CCF	200,438 KBtu	2.278 KBtu/SqFt	\$1,134.02	\$0.583 /CCF	\$0.013 /SqFt
SEWER	48.00 CCF			\$344.08	\$7.168 /CCF	\$0.004 /SqFt
WATER	56.00 CCF			\$374.85	\$6.694 /CCF	\$0.004 /SqFt
Totals:		328,388 KBtu	3.732 KBtu/SqFt	\$6,265.00		

Energy

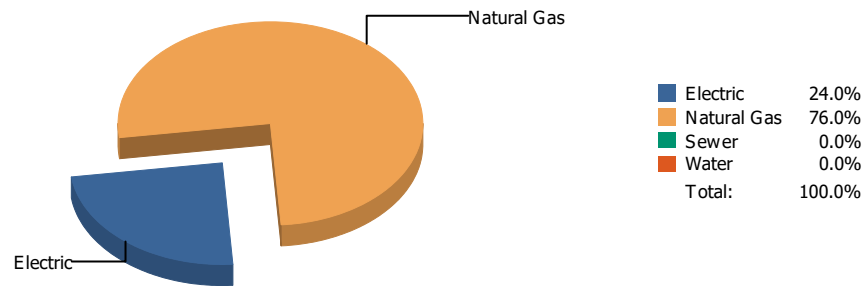


Cost

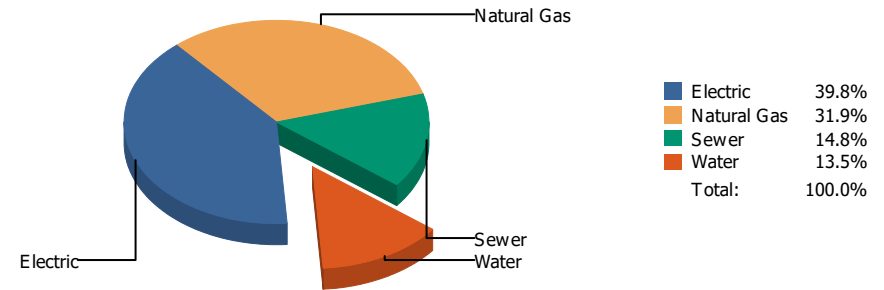


Commodity	Common Use	Energy Use	Energy Use / Area	Total Cost	Cost / Unit	Cost / Area
Place: [KOHLBERG] KOHLBERG ELEMENTARY [BUILDING]						
Area: 99,884 SqFt						
Billing Period: Mar 2021						
ELECTRIC	56,540.00 kWh	192,914 KBtu	1.931 KBtu/SqFt	\$6,036.31	\$0.107 /kWh	\$0.060 /SqFt
NATURALGAS	2,939.00 CCF	302,717 KBtu	3.031 KBtu/SqFt	\$1,780.95	\$0.606 /CCF	\$0.018 /SqFt
SEWER	126.00 CCF			\$601.42	\$4.773 /CCF	\$0.006 /SqFt
WATER	44.00 CCF			\$403.80	\$9.177 /CCF	\$0.004 /SqFt
Totals:		495,631 KBtu	4.962 KBtu/SqFt	\$8,822.48		

Energy

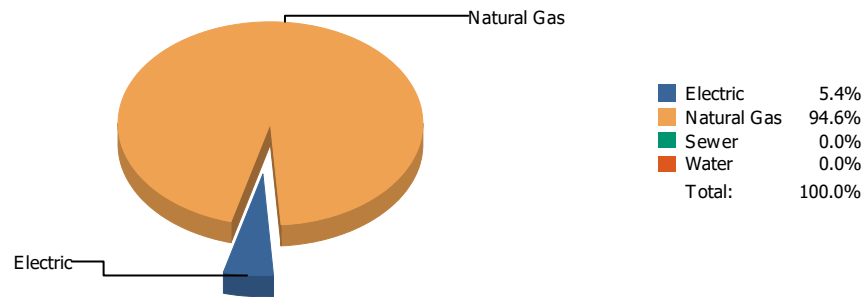


Cost

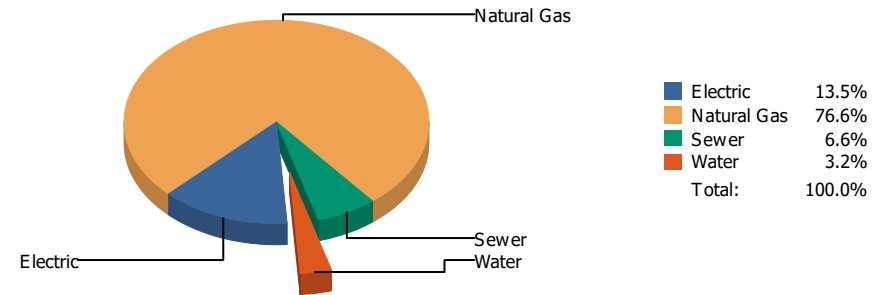


Commodity	Common Use	Energy Use	Energy Use / Area	Total Cost	Cost / Unit	Cost / Area
Place: [LAMAR] LAMAR 125 [BUILDING] Area: 76,252 SqFt Billing Period: Mar 2021						
ELECTRIC	18,300.00 kWh	62,440 KBtu	0.819 KBtu/SqFt	\$1,816.20	\$0.099 /kWh	\$0.024 /SqFt
NATURALGAS	1,921.00 CCF	197,863 KBtu	2.595 KBtu/SqFt	\$1,457.46	\$0.759 /CCF	\$0.019 /SqFt
SEWER	42.00 CCF			\$677.25	\$16.125 /CCF	\$0.009 /SqFt
WATER	45.00 CCF			\$614.57	\$13.657 /CCF	\$0.008 /SqFt
Totals:		260,303 KBtu	3.414 KBtu/SqFt	\$4,565.48		

Energy

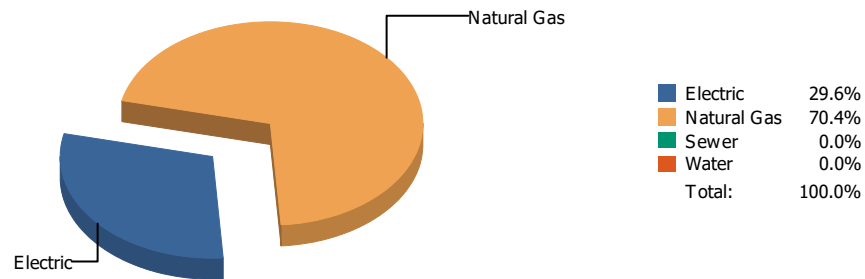


Cost

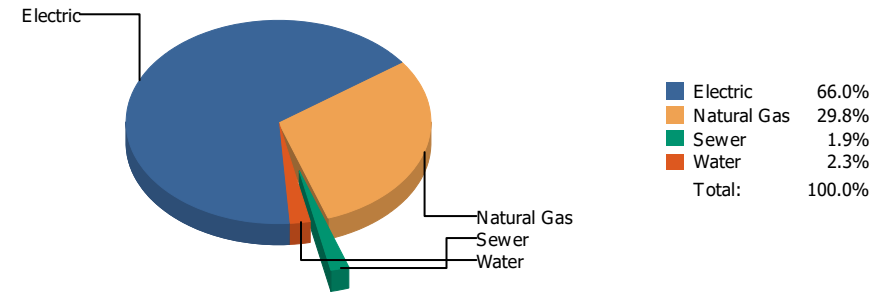


Commodity	Common Use	Energy Use	Energy Use / Area	Total Cost	Cost / Unit	Cost / Area
Place: [LIVE-MAT] LIVE MATERIAL CENTER 929 [BUILDING]						
Area: 2,483 SqFt						
Billing Period: Mar 2021						
ELECTRIC	358.00 kWh	1,221 KBtu	0.492 KBtu/SqFt	\$76.52	\$0.214 /kWh	\$0.031 /SqFt
NATURALGAS	209.00 CCF	21,527 KBtu	8.670 KBtu/SqFt	\$433.02	\$2.072 /CCF	\$0.174 /SqFt
SEWER	1.00 CCF			\$37.22	\$37.220 /CCF	\$0.015 /SqFt
WATER	0.00 CCF			\$18.36	\$0.000 /CCF	\$0.007 /SqFt
Totals:		22,748 KBtu	9.162 KBtu/SqFt	\$565.12		

Energy

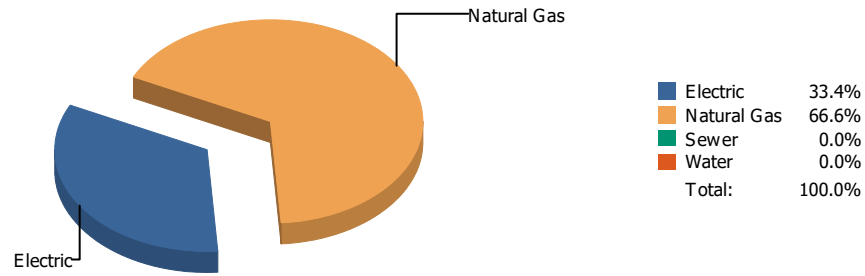


Cost

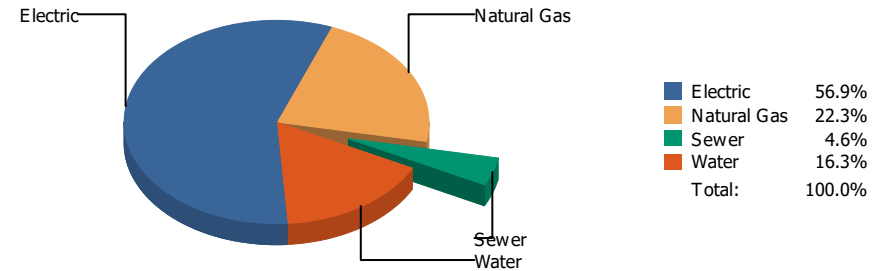


Commodity	Common Use	Energy Use	Energy Use / Area	Total Cost	Cost / Unit	Cost / Area
Place: [LOGAN] LOGAN 128 [BUILDING] Area: 72,248 SqFt Billing Period: Mar 2021						
ELECTRIC	40,000.00 kWh	136,480 KBtu	1.889 KBtu/SqFt	\$4,094.70	\$0.102 /kWh	\$0.057 /SqFt
NATURALGAS	3,144.00 CCF	323,832 KBtu	4.482 KBtu/SqFt	\$1,848.57	\$0.588 /CCF	\$0.026 /SqFt
SEWER	4.00 CCF			\$116.69	\$29.173 /CCF	\$0.002 /SqFt
WATER	10.00 CCF			\$144.31	\$14.431 /CCF	\$0.002 /SqFt
Totals:		460,312 KBtu	6.371 KBtu/SqFt	\$6,204.27		

Energy

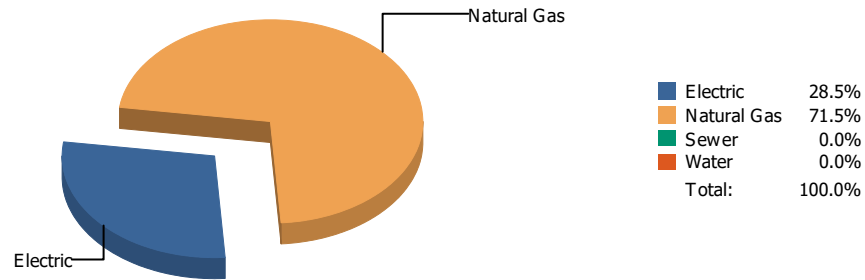


Cost

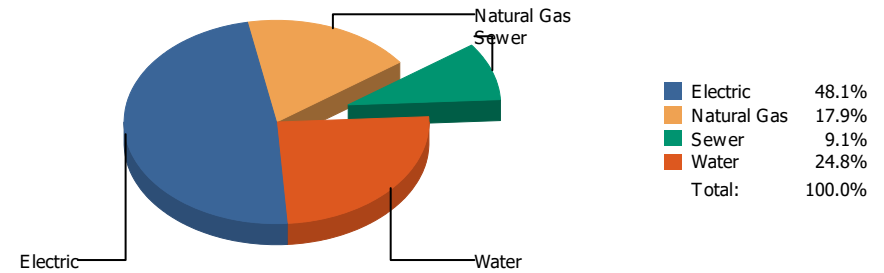


Commodity	Common Use	Energy Use	Energy Use / Area	Total Cost	Cost / Unit	Cost / Area
Place: [LUNDY_2] LUNDY 177 [BUILDING]						
Area: 112,731 SqFt						
Billing Period: Mar 2021						
ELECTRIC	58,400.00 kWh	199,261 KBtu	1.768 KBtu/SqFt	\$5,706.56	\$0.098 /kWh	\$0.051 /SqFt
NATURALGAS	3,853.00 CCF	396,859 KBtu	3.520 KBtu/SqFt	\$2,235.06	\$0.580 /CCF	\$0.020 /SqFt
SEWER	41.00 CCF			\$457.51	\$11.159 /CCF	\$0.004 /SqFt
WATER	287.00 CCF			\$1,636.75	\$5.703 /CCF	\$0.014 /SqFt
Totals:		596,120 KBtu	5.288 KBtu/SqFt	\$10,035.88		

Energy

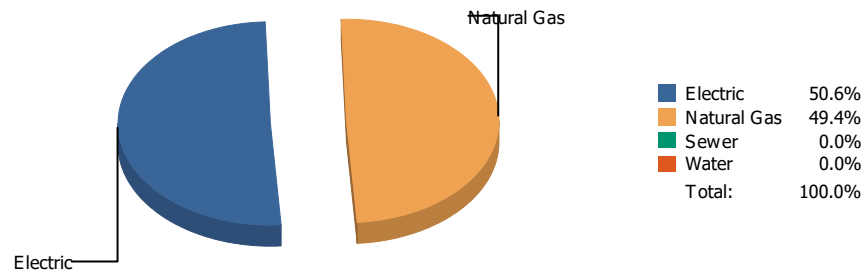


Cost

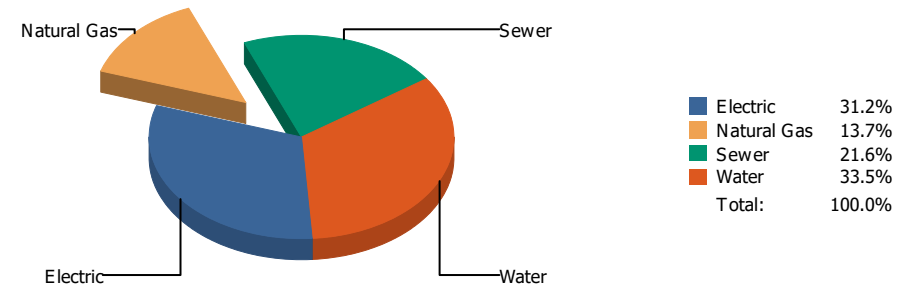


Commodity	Common Use	Energy Use	Energy Use / Area	Total Cost	Cost / Unit	Cost / Area
Place: [MAC] MACARTHUR 129 [BUILDING]						
Area: 143,341 SqFt						
Billing Period: Mar 2021						
ELECTRIC	75,200.00 kWh	256,582 KBtu	1.790 KBtu/SqFt	\$8,770.04	\$0.117 /kWh	\$0.061 /SqFt
NATURALGAS	6,264.00 CCF	645,192 KBtu	4.501 KBtu/SqFt	\$3,264.87	\$0.521 /CCF	\$0.023 /SqFt
SEWER	647.00 CCF			\$1,661.88	\$2.569 /CCF	\$0.012 /SqFt
WATER	1,355.00 CCF			\$4,520.80	\$3.336 /CCF	\$0.031 /SqFt
Totals:		901,774 KBtu	6.291 KBtu/SqFt	\$18,217.59		

Energy

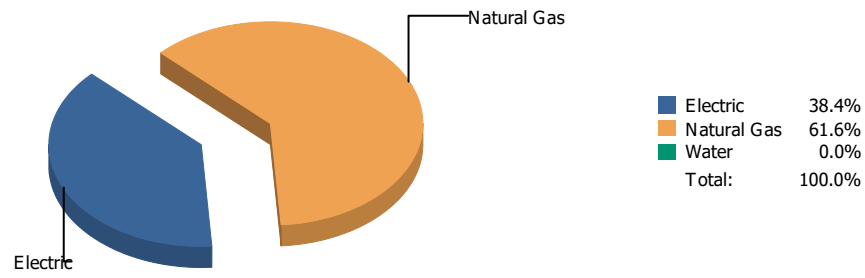


Cost

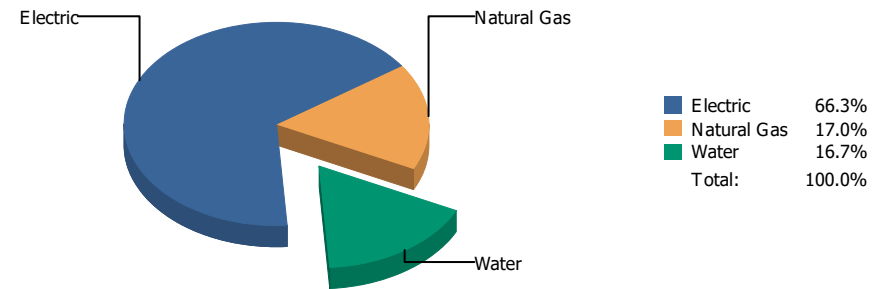


Commodity	Common Use	Energy Use	Energy Use / Area	Total Cost	Cost / Unit	Cost / Area
Place: [MAGOFFIN] MAGOFFIN 047 [BUILDING]						
Area: 76,378 SqFt						
Billing Period: Mar 2021						
ELECTRIC	4,421.00 kWh	15,084 KBtu	0.197 KBtu/SqFt	\$539.25	\$0.122 /kWh	\$0.007 /SqFt
NATURALGAS	143.00 CCF	14,729 KBtu	0.193 KBtu/SqFt	\$236.73	\$1.655 /CCF	\$0.003 /SqFt
SEWER	3.00 CCF			\$373.91	\$124.637 /CCF	\$0.005 /SqFt
WATER	44.00 CCF			\$578.87	\$13.156 /CCF	\$0.007 /SqFt
Totals:		29,813 KBtu	0.390 KBtu/SqFt	\$1,728.76		

Energy

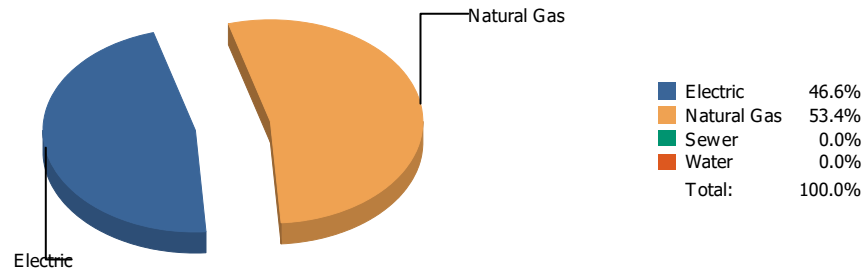


Cost

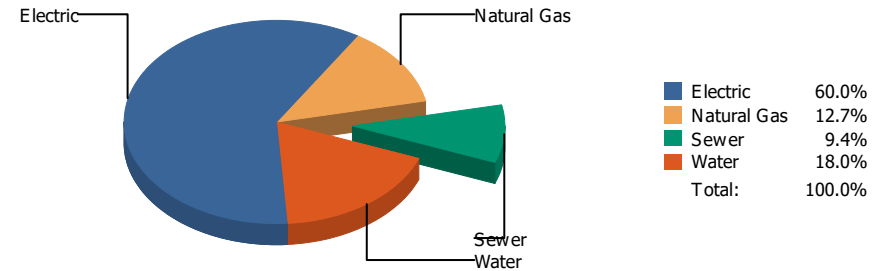


Commodity	Common Use	Energy Use	Energy Use / Area	Total Cost	Cost / Unit	Cost / Area
Place: [MAGOFFINNEWMIDDLESCHOOL] MAGOFFIN NEW MIDDLE SCHOOL [BUILDING]						
Area: 116,136 SqFt						
Billing Period: Mar 2021						
ELECTRIC	65,200.00 kWh	222,462 KBtu	1.916 KBtu/SqFt	\$7,308.75	\$0.112 /kWh	\$0.063 /SqFt
NATURALGAS	3,458.00 CCF	356,174 KBtu	3.067 KBtu/SqFt	\$1,880.17	\$0.544 /CCF	\$0.016 /SqFt
WATER	252.00 CCF			\$1,842.45	\$7.311 /CCF	\$0.016 /SqFt
Totals:		578,636 KBtu	4.982 KBtu/SqFt	\$11,031.37		

Energy



Cost



Commodity	Common Use	Energy Use	Energy Use / Area	Total Cost	Cost / Unit	Cost / Area
Place: [MAXINE] MAXINE SILVA HEALTH MAGNET 011 [BUILDING]						
Area: 80,909 SqFt						
Billing Period: Mar 2021						
ELECTRIC	56,700.00 kWh	193,460 KBtu	2.391 KBtu/SqFt	\$5,806.74	\$0.102 /kWh	\$0.072 /SqFt
NATURALGAS	2,150.00 CCF	221,450 KBtu	2.737 KBtu/SqFt	\$1,229.29	\$0.572 /CCF	\$0.015 /SqFt
SEWER	304.00 CCF			\$907.28	\$2.984 /CCF	\$0.011 /SqFt
WATER	550.00 CCF			\$1,738.33	\$3.161 /CCF	\$0.021 /SqFt
Totals:		414,910 KBtu	5.128 KBtu/SqFt	\$9,681.64		

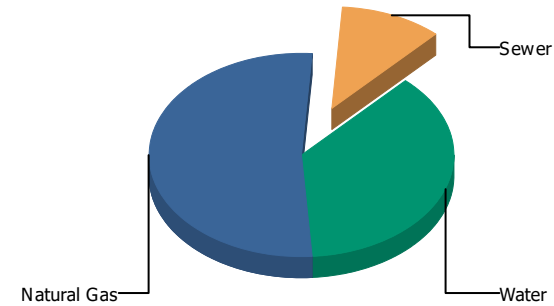
Energy

Natural Gas



■ Natural Gas 100.0%
 ■ Sewer 0.0%
 ■ Water 0.0%
 Total: 100.0%

Cost



■ Natural Gas 52.2%
 ■ Sewer 10.9%
 ■ Water 36.9%
 Total: 100.0%

Commodity	Common Use	Energy Use	Energy Use / Area	Total Cost	Cost / Unit	Cost / Area
Place: [MESITA] MESITA 130 [BUILDING] Area: 100,583 SqFt Billing Period: Mar 2021						
NATURALGAS	3,372.00 CCF	347,316 KBtu	3.453 KBtu/SqFt	\$2,001.52	\$0.594 /CCF	\$0.020 /SqFt
SEWER	24.00 CCF			\$420.11	\$17.505 /CCF	\$0.004 /SqFt
WATER	156.00 CCF			\$1,416.17	\$9.078 /CCF	\$0.014 /SqFt
Totals:		347,316 KBtu	3.453 KBtu/SqFt	\$3,837.80		

Energy

Electric

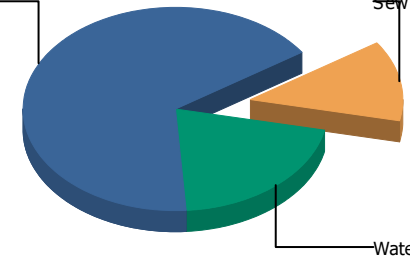


Electric 100.0%
 Sewer 0.0%
 Water 0.0%
 Total: 100.0%

Cost

Electric

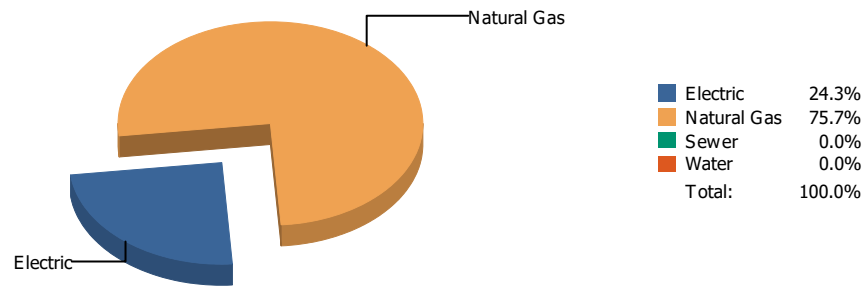
Sewer



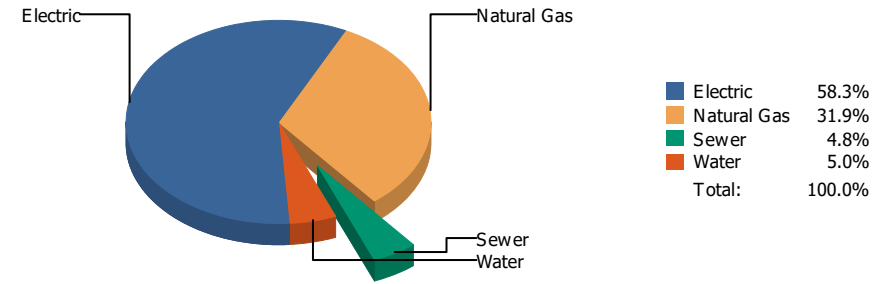
Electric 66.8%
 Sewer 12.7%
 Water 20.5%
 Total: 100.0%

Commodity	Common Use	Energy Use	Energy Use / Area	Total Cost	Cost / Unit	Cost / Area
Place: [MILAM] MILAM 131 [BUILDING] Area: 63,641 SqFt Billing Period: Mar 2021						
ELECTRIC	13,680.00 kWh	46,676 KBtu	0.733 KBtu/SqFt	\$1,785.30	\$0.131 /kWh	\$0.028 /SqFt
SEWER	46.00 CCF			\$339.68	\$7.384 /CCF	\$0.005 /SqFt
WATER	128.00 CCF			\$547.65	\$4.279 /CCF	\$0.009 /SqFt
Totals:		46,676 KBtu	0.733 KBtu/SqFt	\$2,672.63		

Energy

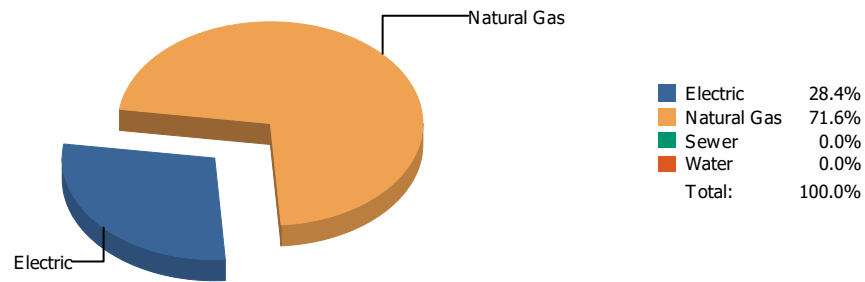


Cost

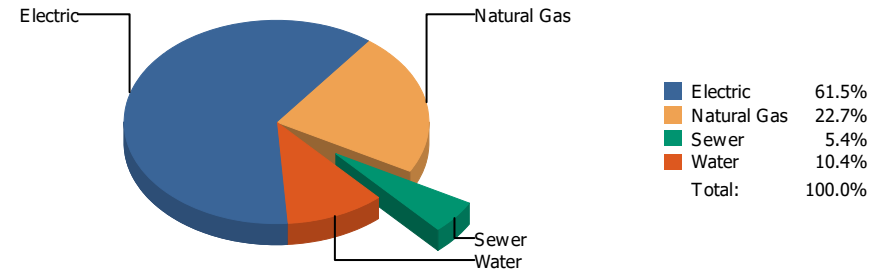


Commodity	Common Use	Energy Use	Energy Use / Area	Total Cost	Cost / Unit	Cost / Area
Place: [MOREHEAD] MOREHEAD 046 [BUILDING] Area: 119,353 SqFt Billing Period: Mar 2021						
ELECTRIC	66,699.00 kWh	227,577 KBtu	1.907 KBtu/SqFt	\$6,530.86	\$0.098 /kWh	\$0.055 /SqFt
NATURALGAS	6,901.00 CCF	710,803 KBtu	5.955 KBtu/SqFt	\$3,579.21	\$0.519 /CCF	\$0.030 /SqFt
SEWER	76.00 CCF			\$534.51	\$7.033 /CCF	\$0.004 /SqFt
WATER	65.00 CCF			\$564.57	\$8.686 /CCF	\$0.005 /SqFt
Totals:		938,380 KBtu	7.862 KBtu/SqFt	\$11,209.15		

Energy

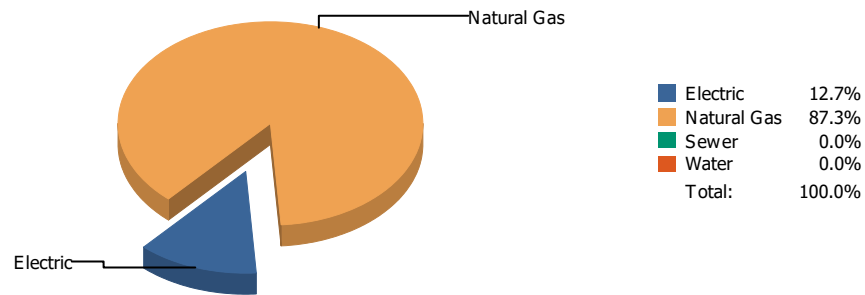


Cost

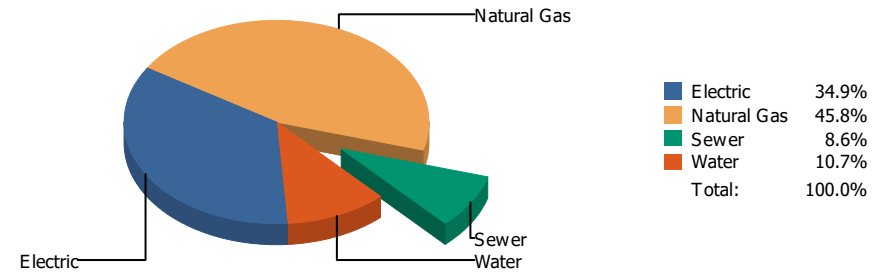


Commodity	Common Use	Energy Use	Energy Use / Area	Total Cost	Cost / Unit	Cost / Area
Place: [MOYE_2] HR MOYE [BUILDING]						
Area: 93,197 SqFt						
Billing Period: Mar 2021						
ELECTRIC	38,280.00 kWh	130,611 KBtu	1.401 KBtu/SqFt	\$4,760.64	\$0.124 /kWh	\$0.051 /SqFt
NATURALGAS	3,202.00 CCF	329,806 KBtu	3.539 KBtu/SqFt	\$1,753.83	\$0.548 /CCF	\$0.019 /SqFt
SEWER	23.00 CCF			\$417.91	\$18.170 /CCF	\$0.004 /SqFt
WATER	108.00 CCF			\$806.08	\$7.464 /CCF	\$0.009 /SqFt
Totals:		460,417 KBtu	4.940 KBtu/SqFt	\$7,738.46		

Energy



Cost



Commodity	Common Use	Energy Use	Energy Use / Area	Total Cost	Cost / Unit	Cost / Area
Place: [MULTI-MEDIACENTER] MULTI-MEDIA CENTER [BUILDING]						
Area: 27,633 SqFt						
Billing Period: Mar 2021						
ELECTRIC	10,775.00 kWh	36,764 KBtu	1.330 KBtu/SqFt	\$1,045.80	\$0.097 /kWh	\$0.038 /SqFt
NATURALGAS	2,445.00 CCF	251,835 KBtu	9.114 KBtu/SqFt	\$1,374.13	\$0.562 /CCF	\$0.050 /SqFt
SEWER	68.00 CCF			\$257.49	\$3.787 /CCF	\$0.009 /SqFt
WATER	84.00 CCF			\$321.91	\$3.832 /CCF	\$0.012 /SqFt
Totals:		288,599 KBtu	10.444 KBtu/SqFt	\$2,999.33		

Energy

Electric



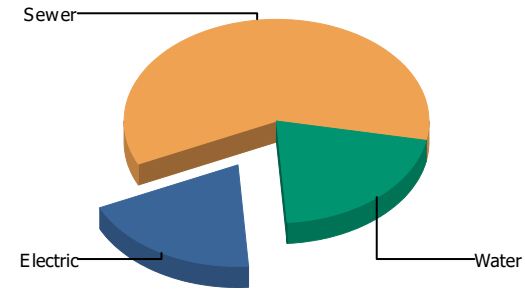
Electric 100.0%
 Sewer 0.0%
 Water 0.0%
 Total: 100.0%

Cost

Sewer

Electric

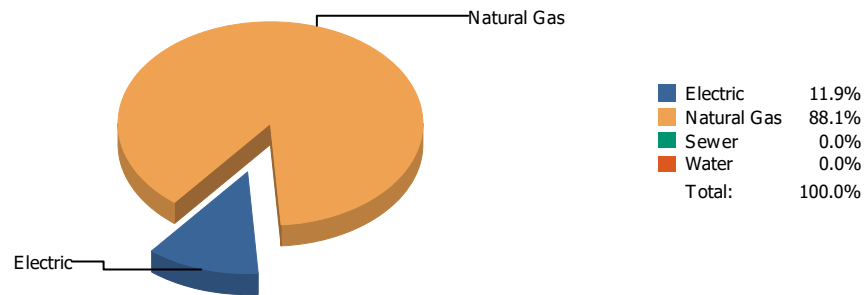
Water



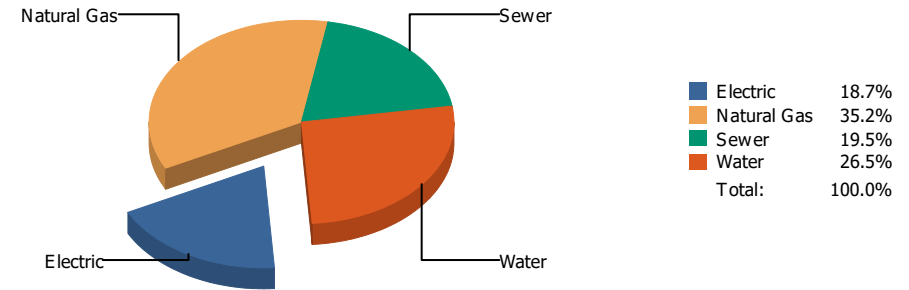
Electric 19.1%
 Sewer 60.1%
 Water 20.8%
 Total: 100.0%

Commodity	Common Use	Energy Use	Energy Use / Area	Total Cost	Cost / Unit	Cost / Area
Place: [NE-AREA-OFFICES] N.E. AREA OFFICES 882 [BUILDING]						
Area: 7,328 SqFt						
Billing Period: Mar 2021						
ELECTRIC	80.00 kWh	273 KBtu	0.037 KBtu/SqFt	\$28.71	\$0.359 /kWh	\$0.004 /SqFt
SEWER	0.00 CCF			\$90.28	\$0.000 /CCF	\$0.012 /SqFt
WATER	0.00 CCF			\$31.28	\$0.000 /CCF	\$0.004 /SqFt
Totals:		273 KBtu	0.037 KBtu/SqFt	\$150.27		

Energy

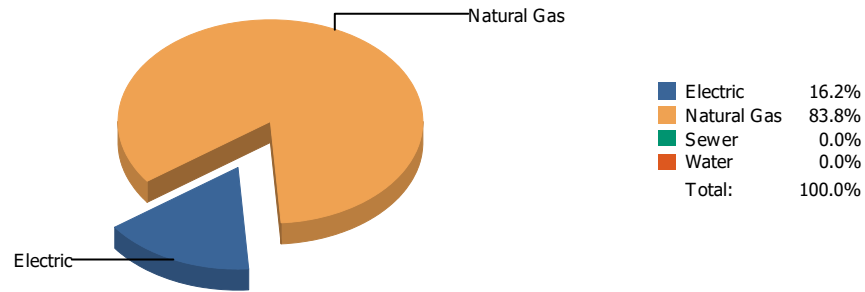


Cost

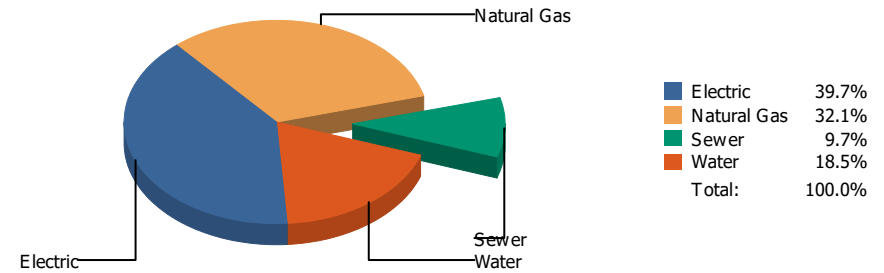


Commodity	Common Use	Energy Use	Energy Use / Area	Total Cost	Cost / Unit	Cost / Area
Place: [NETTRANSPORTATION] N.E. TRANSPORTATION 826 [BUILDING]						
Area: 5,995 SqFt						
Billing Period: Mar 2021						
ELECTRIC	5,302.00 kWh	18,090 KBtu	3.018 KBtu/SqFt	\$432.16	\$0.082 /kWh	\$0.072 /SqFt
NATURALGAS	1,296.00 CCF	133,488 KBtu	22.267 KBtu/SqFt	\$813.27	\$0.628 /CCF	\$0.136 /SqFt
SEWER	38.00 CCF			\$450.91	\$11.866 /CCF	\$0.075 /SqFt
WATER	100.00 CCF			\$612.16	\$6.122 /CCF	\$0.102 /SqFt
Totals:		151,578 KBtu	25.284 KBtu/SqFt	\$2,308.50		

Energy

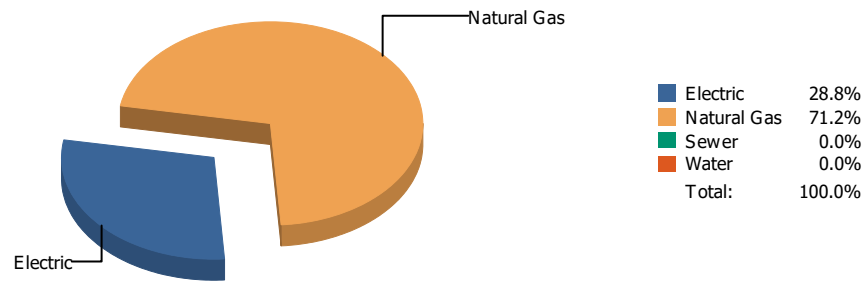


Cost

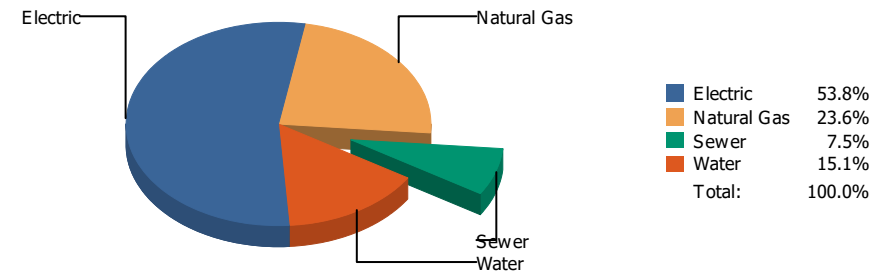


Commodity	Common Use	Energy Use	Energy Use / Area	Total Cost	Cost / Unit	Cost / Area
Place: [NEWMAN] NEWMAN ELEMENTARY 133 [BUILDING]						
Area: 73,291 SqFt						
Billing Period: Mar 2021						
ELECTRIC	18,115.00 kWh	61,808 KBtu	0.843 KBtu/SqFt	\$2,523.12	\$0.139 /kWh	\$0.034 /SqFt
NATURALGAS	3,104.00 CCF	319,712 KBtu	4.362 KBtu/SqFt	\$2,040.88	\$0.658 /CCF	\$0.028 /SqFt
SEWER	191.00 CCF			\$613.83	\$3.214 /CCF	\$0.008 /SqFt
WATER	353.00 CCF			\$1,173.53	\$3.324 /CCF	\$0.016 /SqFt
Totals:		381,520 KBtu	5.206 KBtu/SqFt	\$6,351.36		

Energy

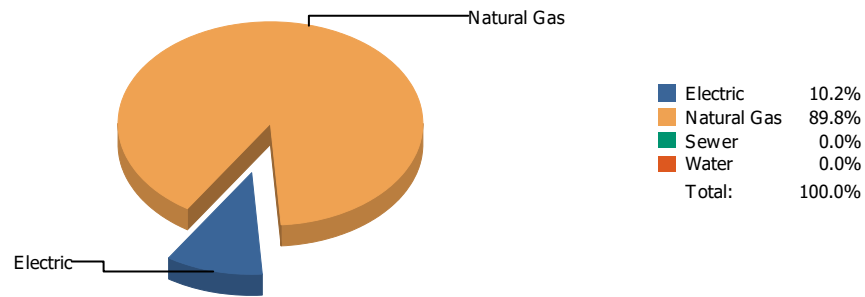


Cost

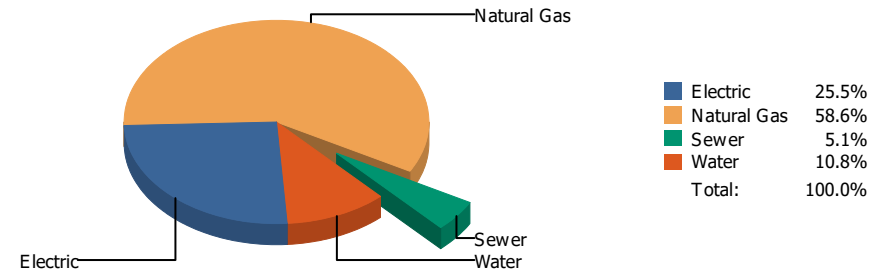


Commodity	Common Use	Energy Use	Energy Use / Area	Total Cost	Cost / Unit	Cost / Area
Place: [NIXON] L.A. NIXON 161 [BUILDING] Area: 76,873 SqFt Billing Period: Mar 2021						
ELECTRIC	30,280.00 kWh	103,315 KBtu	1.344 KBtu/SqFt	\$3,566.87	\$0.118 /kWh	\$0.046 /SqFt
NATURALGAS	2,475.00 CCF	254,925 KBtu	3.316 KBtu/SqFt	\$1,565.67	\$0.633 /CCF	\$0.020 /SqFt
SEWER	31.00 CCF			\$500.31	\$16.139 /CCF	\$0.006 /SqFt
WATER	203.00 CCF			\$1,000.83	\$4.930 /CCF	\$0.013 /SqFt
Totals:		358,240 KBtu	4.660 KBtu/SqFt	\$6,633.68		

Energy

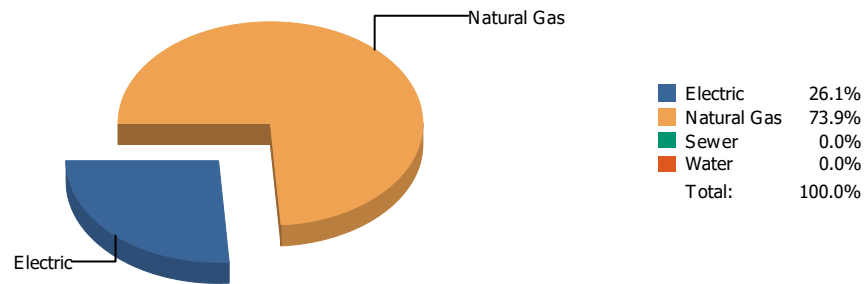


Cost

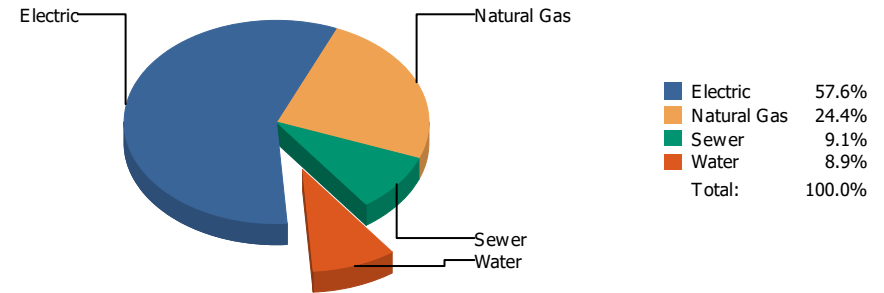


Commodity	Common Use	Energy Use	Energy Use / Area	Total Cost	Cost / Unit	Cost / Area
Place: [OCC-CTR] OCCUPATIONAL CTR. [BUILDING]						
Area: 11,845 SqFt						
Billing Period: Mar 2021						
ELECTRIC	5,800.00 kWh	19,790 KBtu	1.671 KBtu/SqFt	\$437.76	\$0.075 /kWh	\$0.037 /SqFt
NATURALGAS	1,698.00 CCF	174,894 KBtu	14.765 KBtu/SqFt	\$1,007.38	\$0.593 /CCF	\$0.085 /SqFt
SEWER	1.00 CCF			\$87.94	\$87.940 /CCF	\$0.007 /SqFt
WATER	22.00 CCF			\$185.51	\$8.432 /CCF	\$0.016 /SqFt
Totals:		194,684 KBtu	16.436 KBtu/SqFt	\$1,718.59		

Energy

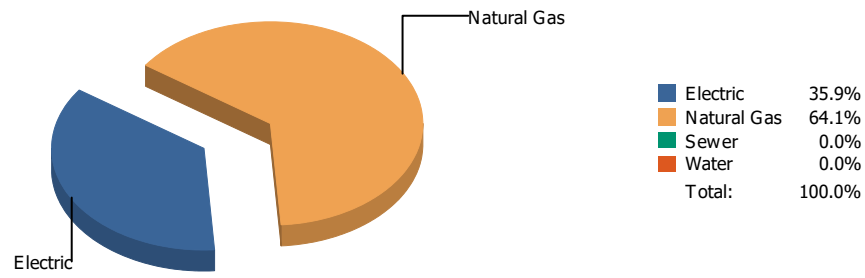


Cost

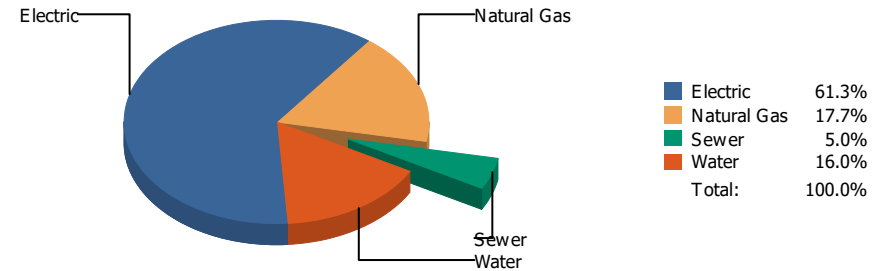


Commodity	Common Use	Energy Use	Energy Use / Area	Total Cost	Cost / Unit	Cost / Area
Place: [PARK] PARK 134 [BUILDING] Area: 63,609 SqFt Billing Period: Mar 2021						
ELECTRIC	24,970.00 kWh	85,198 KBtu	1.339 KBtu/SqFt	\$3,554.99	\$0.142 /kWh	\$0.056 /SqFt
NATURALGAS	2,346.00 CCF	241,638 KBtu	3.799 KBtu/SqFt	\$1,505.99	\$0.642 /CCF	\$0.024 /SqFt
SEWER	117.00 CCF			\$558.92	\$4.777 /CCF	\$0.009 /SqFt
WATER	134.00 CCF			\$548.07	\$4.090 /CCF	\$0.008 /SqFt
Totals:		326,836 KBtu	5.138 KBtu/SqFt	\$6,167.97		

Energy

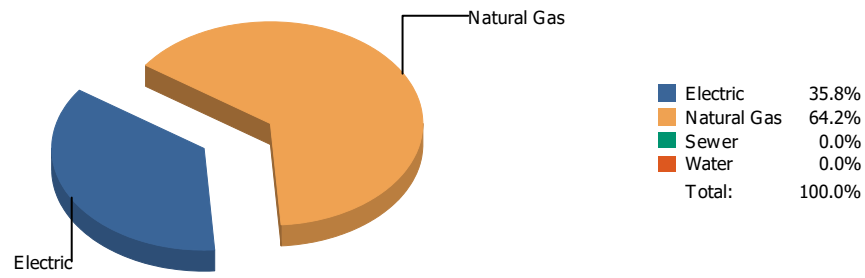


Cost

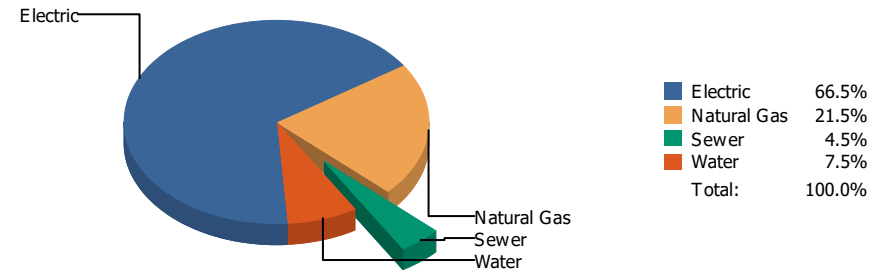


Commodity	Common Use	Energy Use	Energy Use / Area	Total Cost	Cost / Unit	Cost / Area
Place: [PAUL-MORENO_1] PAUL MORENO 167 [BUILDING]						
Area: 87,824 SqFt						
Billing Period: Mar 2021						
ELECTRIC	38,400.00 kWh	131,021 KBtu	1.492 KBtu/SqFt	\$5,053.33	\$0.132 /kWh	\$0.058 /SqFt
NATURALGAS	2,269.00 CCF	233,707 KBtu	2.661 KBtu/SqFt	\$1,462.33	\$0.644 /CCF	\$0.017 /SqFt
SEWER	39.00 CCF			\$410.02	\$10.513 /CCF	\$0.005 /SqFt
WATER	303.00 CCF			\$1,315.36	\$4.341 /CCF	\$0.015 /SqFt
Totals:		364,728 KBtu	4.153 KBtu/SqFt	\$8,241.04		

Energy

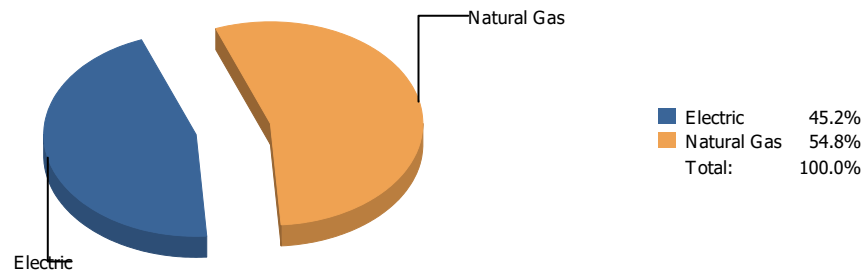


Cost

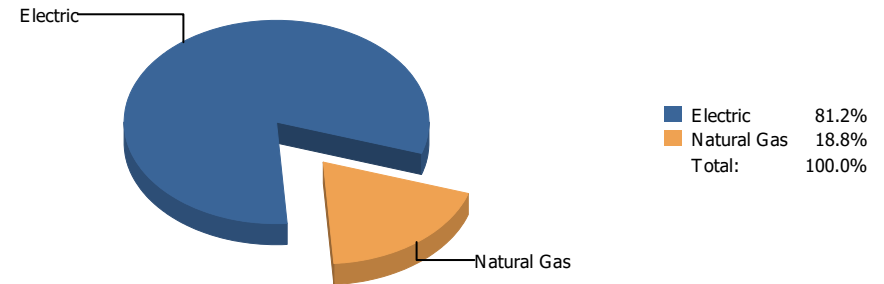


Commodity	Common Use	Energy Use	Energy Use / Area	Total Cost	Cost / Unit	Cost / Area
Place: [POLK] POLK 159 [BUILDING] Area: 67,321 SqFt Billing Period: Mar 2021						
ELECTRIC	42,440.00 kWh	144,805 KBtu	2.151 KBtu/SqFt	\$4,899.59	\$0.115 /kWh	\$0.073 /SqFt
NATURALGAS	2,516.00 CCF	259,148 KBtu	3.849 KBtu/SqFt	\$1,582.70	\$0.629 /CCF	\$0.023 /SqFt
SEWER	42.00 CCF			\$330.88	\$7.878 /CCF	\$0.005 /SqFt
WATER	129.00 CCF			\$550.05	\$4.264 /CCF	\$0.008 /SqFt
Totals:		403,953 KBtu	6.000 KBtu/SqFt	\$7,363.22		

Energy

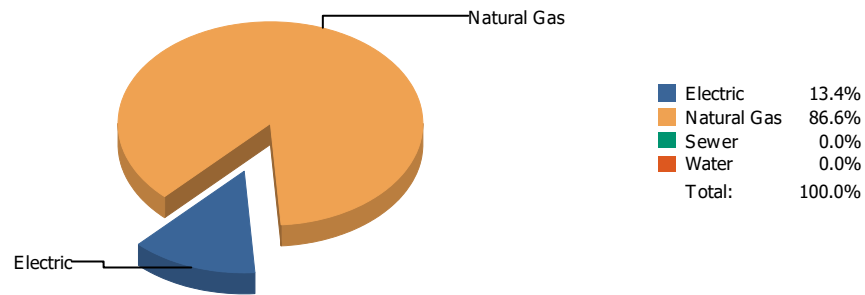


Cost

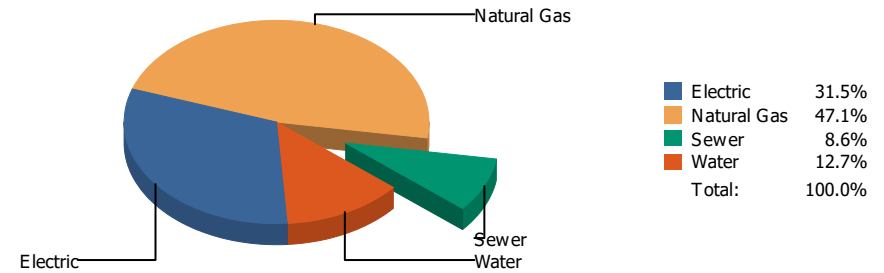


Commodity	Common Use	Energy Use	Energy Use / Area	Total Cost	Cost / Unit	Cost / Area
Place: [POWELL_2] POWELL Area: 79,770 SqFt Billing Period: Mar 2021						
		175 [BUILDING]				
ELECTRIC	39,480.00 kWh	134,706 KBtu	1.689 KBtu/SqFt	\$4,110.20	\$0.104 /kWh	\$0.052 /SqFt
NATURALGAS	1,588.00 CCF	163,564 KBtu	2.050 KBtu/SqFt	\$953.40	\$0.600 /CCF	\$0.012 /SqFt
Totals:		298,270 KBtu	3.739 KBtu/SqFt	\$5,063.60		

Energy

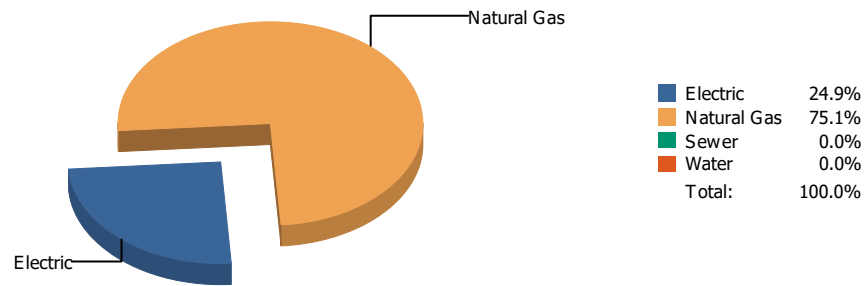


Cost

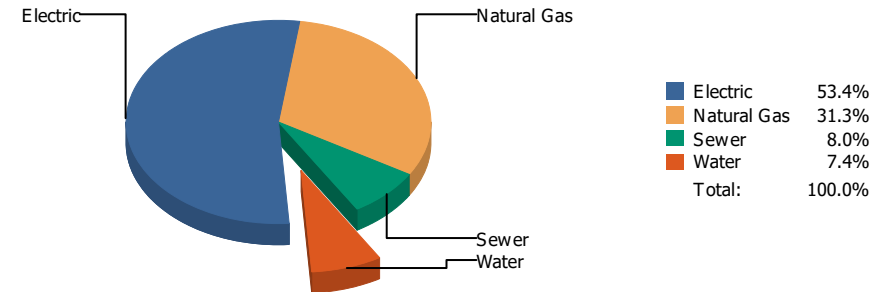


Commodity	Common Use	Energy Use	Energy Use / Area	Total Cost	Cost / Unit	Cost / Area
Place: [PROFESSIONAL-DEV] EPISD PROF DEVELOPMENT CENTER931 [BUILDING]						
Area: 18,400 SqFt						
Billing Period: Mar 2021						
ELECTRIC	8,520.00 kWh	29,070 KBtu	1.580 KBtu/SqFt	\$716.58	\$0.084 /kWh	\$0.039 /SqFt
NATURALGAS	1,828.00 CCF	188,284 KBtu	10.233 KBtu/SqFt	\$1,071.22	\$0.586 /CCF	\$0.058 /SqFt
SEWER	50.00 CCF			\$195.74	\$3.915 /CCF	\$0.011 /SqFt
WATER	72.00 CCF			\$289.70	\$4.024 /CCF	\$0.016 /SqFt
Totals:		217,354 KBtu	11.813 KBtu/SqFt	\$2,273.24		

Energy

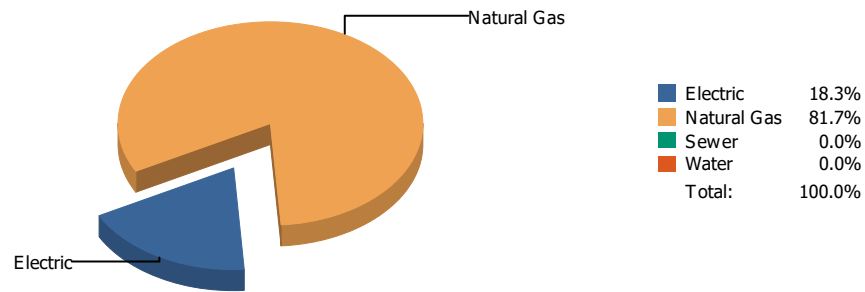


Cost

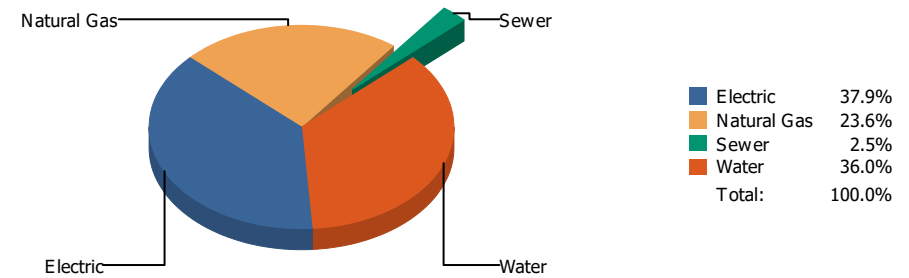


Commodity	Common Use	Energy Use	Energy Use / Area	Total Cost	Cost / Unit	Cost / Area
Place: [PUTNAM] PUTNAM 135 [BUILDING] Area: 61,978 SqFt Billing Period: Mar 2021						
ELECTRIC	26,193.00 kWh	89,371 KBtu	1.442 KBtu/SqFt	\$2,795.74	\$0.107 /kWh	\$0.045 /SqFt
NATURALGAS	2,620.00 CCF	269,860 KBtu	4.354 KBtu/SqFt	\$1,637.93	\$0.625 /CCF	\$0.026 /SqFt
SEWER	83.00 CCF			\$418.72	\$5.045 /CCF	\$0.007 /SqFt
WATER	57.00 CCF			\$386.45	\$6.780 /CCF	\$0.006 /SqFt
Totals:		359,231 KBtu	5.796 KBtu/SqFt	\$5,238.84		

Energy

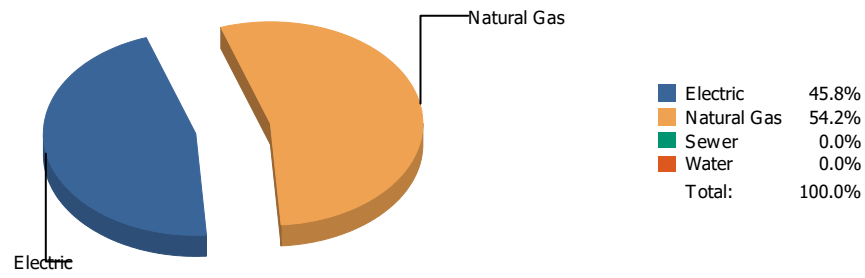


Cost

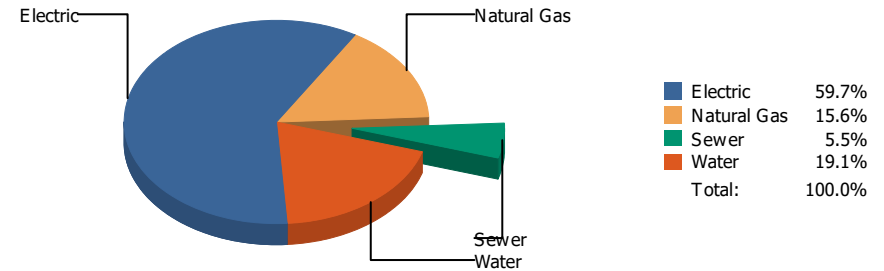


Commodity	Common Use	Energy Use	Energy Use / Area	Total Cost	Cost / Unit	Cost / Area
Place: [RICHARDS] RICHARDSON [BUILDING]						
Area: 115,872 SqFt						
Billing Period: Mar 2021						
ELECTRIC	39,600.00 kWh	135,115 KBtu	1.166 KBtu/SqFt	\$4,937.29	\$0.125 /kWh	\$0.043 /SqFt
NATURALGAS	5,873.00 CCF	604,919 KBtu	5.221 KBtu/SqFt	\$3,071.91	\$0.523 /CCF	\$0.027 /SqFt
SEWER	41.00 CCF			\$328.68	\$8.017 /CCF	\$0.003 /SqFt
WATER	1,388.00 CCF			\$4,681.72	\$3.373 /CCF	\$0.040 /SqFt
Totals:		740,034 KBtu	6.387 KBtu/SqFt	\$13,019.60		

Energy

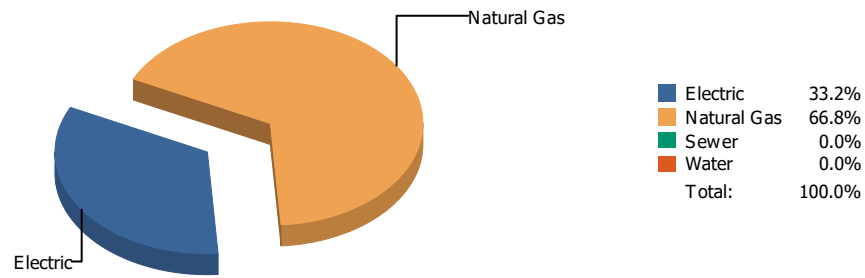


Cost

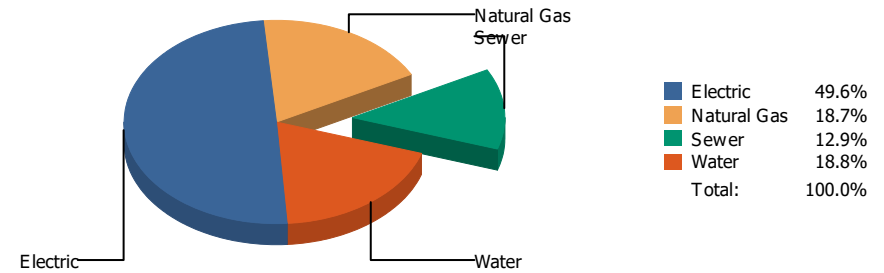


Commodity	Common Use	Energy Use	Energy Use / Area	Total Cost	Cost / Unit	Cost / Area
Place: [RIVERA] RIVERA 156 [BUILDING]						
Area: 77,562 SqFt						
Billing Period: Mar 2021						
ELECTRIC	47,126.00 kWh	160,794 KBtu	2.073 KBtu/SqFt	\$4,784.43	\$0.102 /kWh	\$0.062 /SqFt
NATURALGAS	1,848.00 CCF	190,344 KBtu	2.454 KBtu/SqFt	\$1,250.97	\$0.677 /CCF	\$0.016 /SqFt
SEWER	44.00 CCF			\$443.17	\$10.072 /CCF	\$0.006 /SqFt
WATER	228.00 CCF			\$1,532.63	\$6.722 /CCF	\$0.020 /SqFt
Totals:		351,138 KBtu	4.527 KBtu/SqFt	\$8,011.20		

Energy

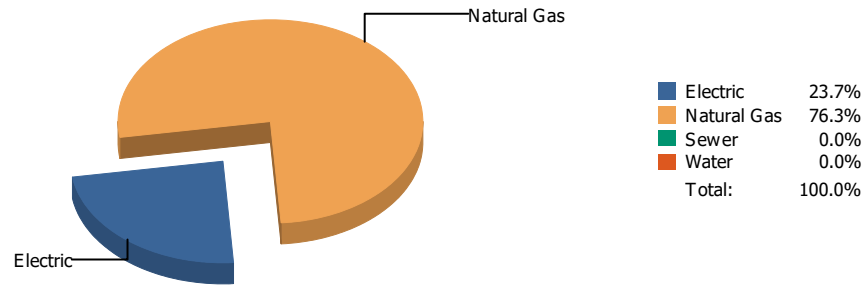


Cost

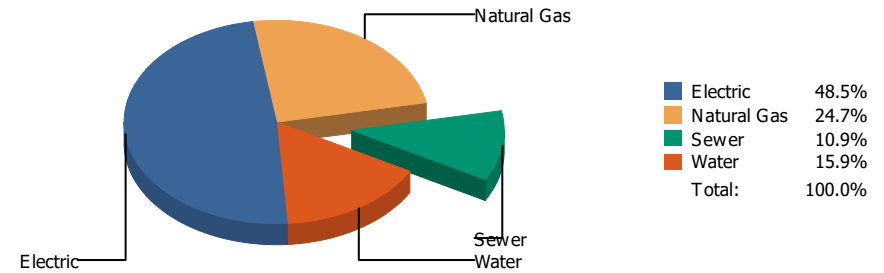


Commodity	Common Use	Energy Use	Energy Use / Area	Total Cost	Cost / Unit	Cost / Area
Place: [ROBERTS] ROBERTS 136 [BUILDING] Area: 81,457 SqFt Billing Period: Mar 2021						
ELECTRIC	38,580.00 kWh	131,635 KBtu	1.616 KBtu/SqFt	\$3,814.11	\$0.099 /kWh	\$0.047 /SqFt
NATURALGAS	2,567.00 CCF	264,401 KBtu	3.246 KBtu/SqFt	\$1,434.04	\$0.559 /CCF	\$0.018 /SqFt
SEWER	343.00 CCF			\$993.08	\$2.895 /CCF	\$0.012 /SqFt
WATER	499.00 CCF			\$1,446.03	\$2.898 /CCF	\$0.018 /SqFt
Totals:		396,036 KBtu	4.862 KBtu/SqFt	\$7,687.26		

Energy

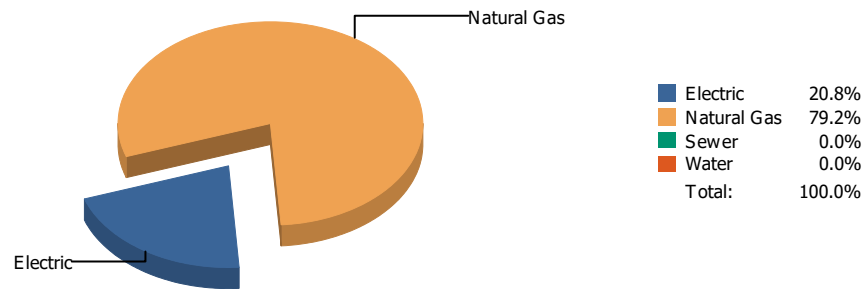


Cost

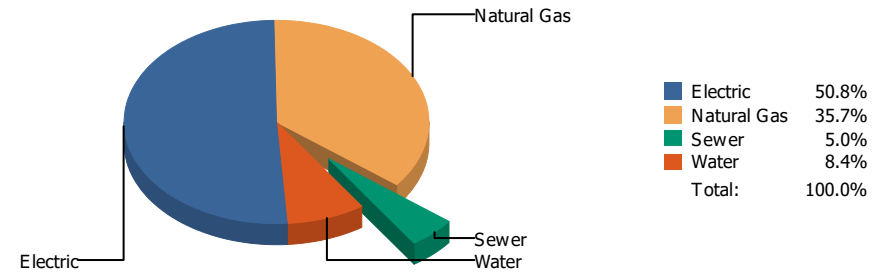


Commodity	Common Use	Energy Use	Energy Use / Area	Total Cost	Cost / Unit	Cost / Area
Place: [ROSS] ROSS 042 [BUILDING] Area: 131,497 SqFt Billing Period: Mar 2021						
ELECTRIC	38,777.00 kWh	132,307 KBtu	1.006 KBtu/SqFt	\$4,334.36	\$0.112 /kWh	\$0.033 /SqFt
NATURALGAS	4,144.00 CCF	426,832 KBtu	3.246 KBtu/SqFt	\$2,208.31	\$0.533 /CCF	\$0.017 /SqFt
SEWER	336.00 CCF			\$977.68	\$2.910 /CCF	\$0.007 /SqFt
WATER	491.00 CCF			\$1,418.85	\$2.890 /CCF	\$0.011 /SqFt
Totals:		559,139 KBtu	4.252 KBtu/SqFt	\$8,939.20		

Energy

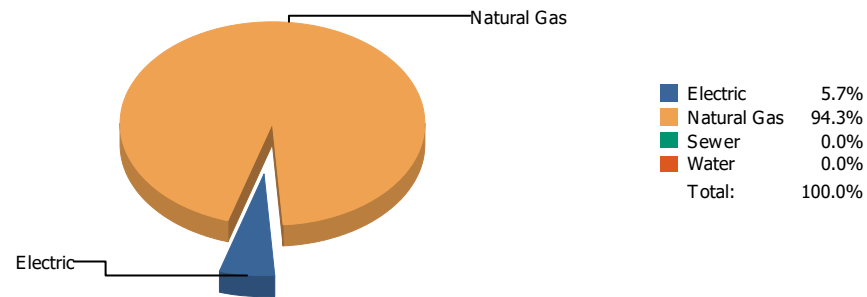


Cost

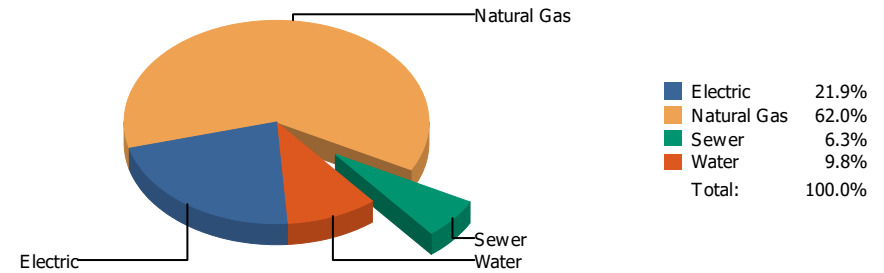


Commodity	Common Use	Energy Use	Energy Use / Area	Total Cost	Cost / Unit	Cost / Area
Place: [RUSK] RUSK 138 [BUILDING] Area: 67,240 SqFt Billing Period: Mar 2021						
ELECTRIC	22,802.00 kWh	77,800 KBtu	1.157 KBtu/SqFt	\$2,519.17	\$0.110 /kWh	\$0.037 /SqFt
NATURALGAS	2,880.00 CCF	296,640 KBtu	4.412 KBtu/SqFt	\$1,768.65	\$0.614 /CCF	\$0.026 /SqFt
SEWER	15.00 CCF			\$248.78	\$16.585 /CCF	\$0.004 /SqFt
WATER	78.00 CCF			\$418.72	\$5.368 /CCF	\$0.006 /SqFt
Totals:		374,440 KBtu	5.569 KBtu/SqFt	\$4,955.32		

Energy



Cost



Commodity	Common Use	Energy Use	Energy Use / Area	Total Cost	Cost / Unit	Cost / Area
Place: [SAN-JAC] SAN JACINTO 139 [BUILDING]						
Area: 29,589 SqFt						
Billing Period: Mar 2021						
ELECTRIC	4,300.00 kWh	14,672 KBtu	0.496 KBtu/SqFt	\$467.25	\$0.109 /kWh	\$0.016 /SqFt
NATURALGAS	2,343.00 CCF	241,329 KBtu	8.156 KBtu/SqFt	\$1,324.24	\$0.565 /CCF	\$0.045 /SqFt
SEWER	12.00 CCF			\$134.29	\$11.191 /CCF	\$0.005 /SqFt
WATER	37.00 CCF			\$209.11	\$5.652 /CCF	\$0.007 /SqFt
Totals:		256,001 KBtu	8.652 KBtu/SqFt	\$2,134.89		

Energy

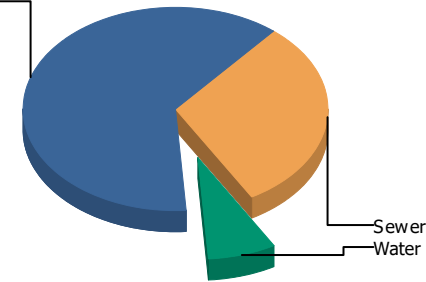
Electric



■ Electric 100.0%
 ■ Sewer 0.0%
 ■ Water 0.0%
 Total: 100.0%

Cost

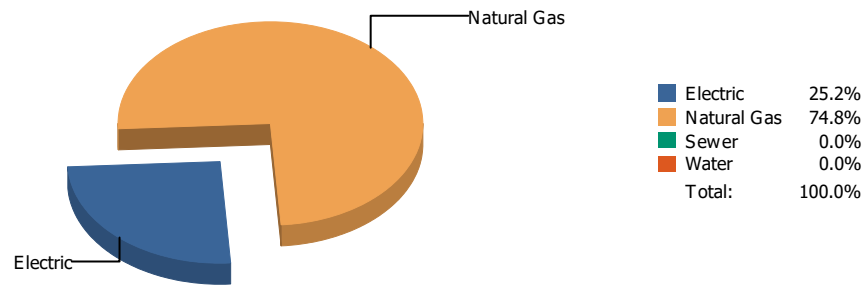
Electric



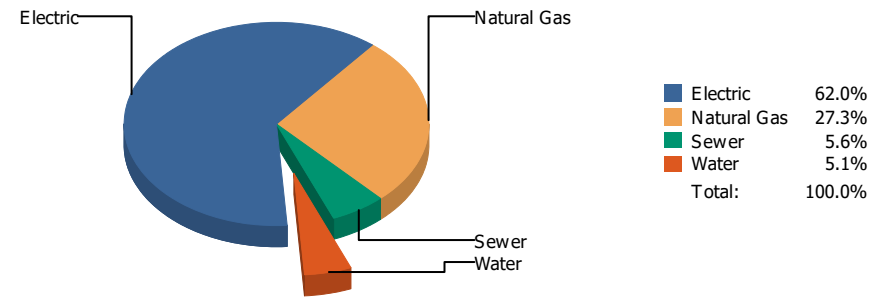
■ Electric 62.3%
 ■ Sewer 30.5%
 ■ Water 7.2%
 Total: 100.0%

Commodity	Common Use	Energy Use	Energy Use / Area	Total Cost	Cost / Unit	Cost / Area
Place: [SCHUSTER] SCHUSTER 140 [BUILDING] Area: 34,371 SqFt Billing Period: Mar 2021						
ELECTRIC	160.00 kWh	546 KBtu	0.016 KBtu/SqFt	\$216.30	\$1.352 /kWh	\$0.006 /SqFt
SEWER	0.00 CCF			\$105.77	\$0.000 /CCF	\$0.003 /SqFt
WATER	0.00 CCF			\$25.17	\$0.000 /CCF	\$0.001 /SqFt
Totals:		546 KBtu	0.016 KBtu/SqFt	\$347.24		

Energy

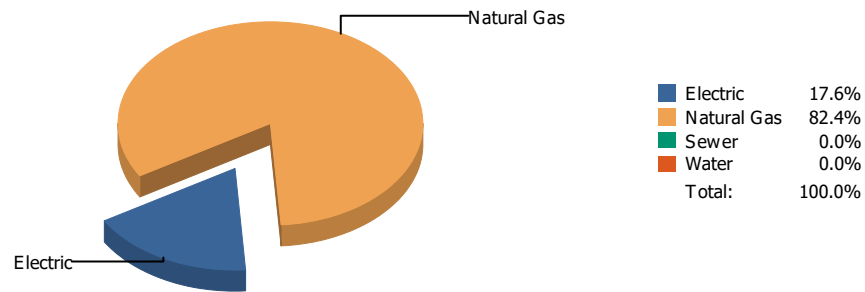


Cost

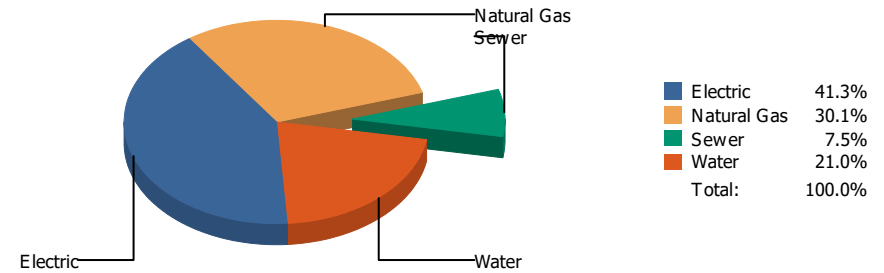


Commodity	Common Use	Energy Use	Energy Use / Area	Total Cost	Cost / Unit	Cost / Area
Place: [STANTON] STANTON 141 [BUILDING]						
Area: 75,957 SqFt						
Billing Period: Mar 2021						
ELECTRIC	18,929.00 kWh	64,586 KBtu	0.850 KBtu/SqFt	\$2,858.72	\$0.151 /kWh	\$0.038 /SqFt
NATURALGAS	1,858.00 CCF	191,374 KBtu	2.520 KBtu/SqFt	\$1,259.65	\$0.678 /CCF	\$0.017 /SqFt
SEWER	30.00 CCF			\$259.63	\$8.654 /CCF	\$0.003 /SqFt
WATER	54.00 CCF			\$235.76	\$4.366 /CCF	\$0.003 /SqFt
Totals:		255,960 KBtu	3.370 KBtu/SqFt	\$4,613.76		

Energy

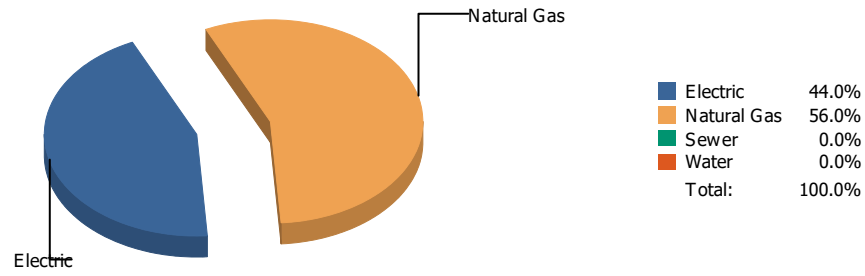


Cost

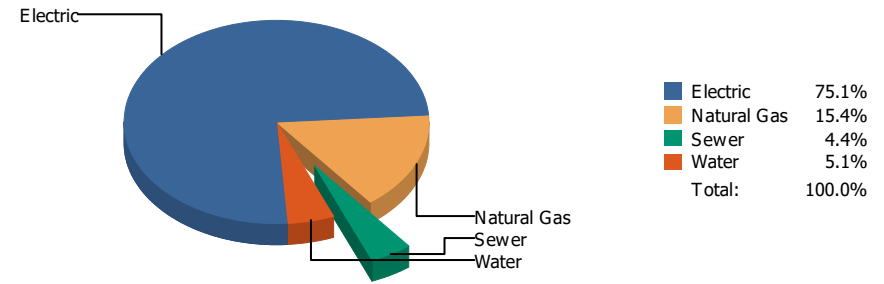


Commodity	Common Use	Energy Use	Energy Use / Area	Total Cost	Cost / Unit	Cost / Area
Place: [SUNRISEMOUNT] SUNRISE MOUNTAIN ELEMENTARY 150 [BUILDING]						
Area: 78,368 SqFt						
Billing Period: Mar 2021						
ELECTRIC	25,100.00 kWh	85,641 KBtu	1.093 KBtu/SqFt	\$2,866.96	\$0.114 /kWh	\$0.036 /SqFt
NATURALGAS	3,890.00 CCF	400,670 KBtu	5.113 KBtu/SqFt	\$2,093.37	\$0.538 /CCF	\$0.027 /SqFt
SEWER	32.00 CCF			\$523.45	\$16.358 /CCF	\$0.007 /SqFt
WATER	222.00 CCF			\$1,462.01	\$6.586 /CCF	\$0.019 /SqFt
Totals:		486,311 KBtu	6.205 KBtu/SqFt	\$6,945.79		

Energy

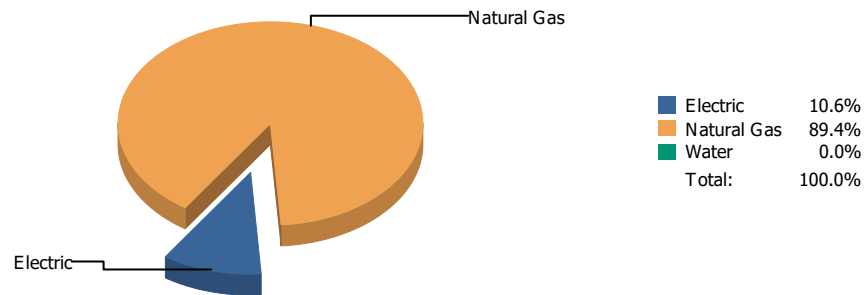


Cost

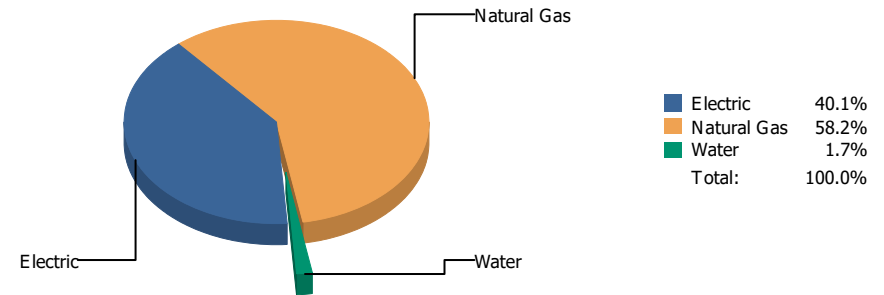


Commodity	Common Use	Energy Use	Energy Use / Area	Total Cost	Cost / Unit	Cost / Area
Place: [SUNSET-HIGH_1] SUNSET HIGH SCHOOL [BUILDING]						
Area: 33,263 SqFt						
Billing Period: Mar 2021						
ELECTRIC	21,840.00 kWh	74,518 KBtu	2.240 KBtu/SqFt	\$3,048.98	\$0.140 /kWh	\$0.092 /SqFt
NATURALGAS	919.00 CCF	94,657 KBtu	2.846 KBtu/SqFt	\$627.40	\$0.683 /CCF	\$0.019 /SqFt
SEWER	32.00 CCF			\$178.29	\$5.572 /CCF	\$0.005 /SqFt
WATER	36.00 CCF			\$206.71	\$5.742 /CCF	\$0.006 /SqFt
Totals:		169,175 KBtu	5.086 KBtu/SqFt	\$4,061.38		

Energy

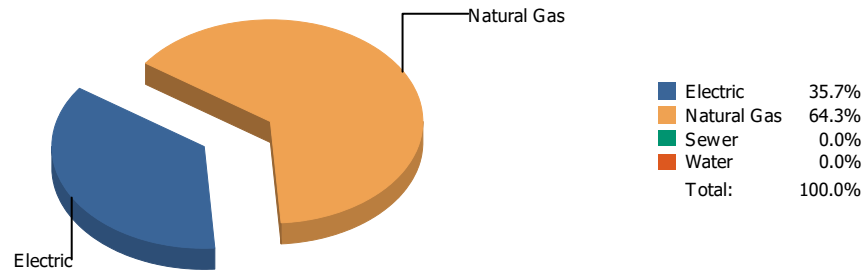


Cost

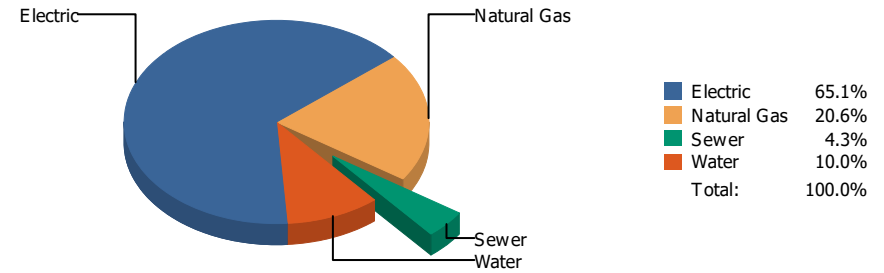


Commodity	Common Use	Energy Use	Energy Use / Area	Total Cost	Cost / Unit	Cost / Area
Place: [TERRACE] TERRACE HILLS 048 [BUILDING]						
Area: 138,021 SqFt						
Billing Period: Mar 2021						
ELECTRIC	12,450.00 kWh	42,479 KBtu	0.308 KBtu/SqFt	\$1,418.92	\$0.114 /kWh	\$0.010 /SqFt
NATURALGAS	3,467.00 CCF	357,101 KBtu	2.587 KBtu/SqFt	\$2,058.23	\$0.594 /CCF	\$0.015 /SqFt
WATER	0.00 CCF			\$60.68	\$0.000 /CCF	\$0.000 /SqFt
Totals:		399,580 KBtu	2.895 KBtu/SqFt	\$3,537.83		

Energy

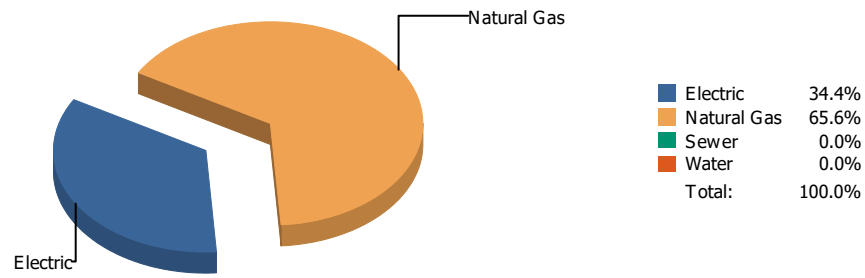


Cost

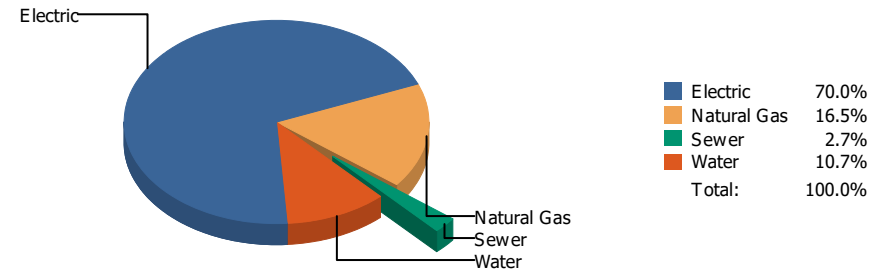


Commodity	Common Use	Energy Use	Energy Use / Area	Total Cost	Cost / Unit	Cost / Area
Place: [TIPPENELEMENTARY] TIPPIN ELEMENTARY 168 [BUILDING]						
Area: 88,360 SqFt						
Billing Period: Mar 2021						
ELECTRIC	63,480.00 kWh	216,594 KBtu	2.451 KBtu/SqFt	\$6,426.10	\$0.101 /kWh	\$0.073 /SqFt
NATURALGAS	3,785.00 CCF	389,855 KBtu	4.412 KBtu/SqFt	\$2,032.07	\$0.537 /CCF	\$0.023 /SqFt
SEWER	85.00 CCF			\$425.48	\$5.006 /CCF	\$0.005 /SqFt
WATER	169.00 CCF			\$986.78	\$5.839 /CCF	\$0.011 /SqFt
Totals:		606,449 KBtu	6.863 KBtu/SqFt	\$9,870.43		

Energy

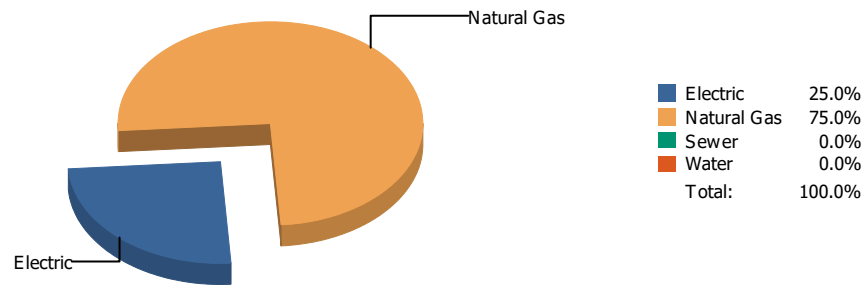


Cost

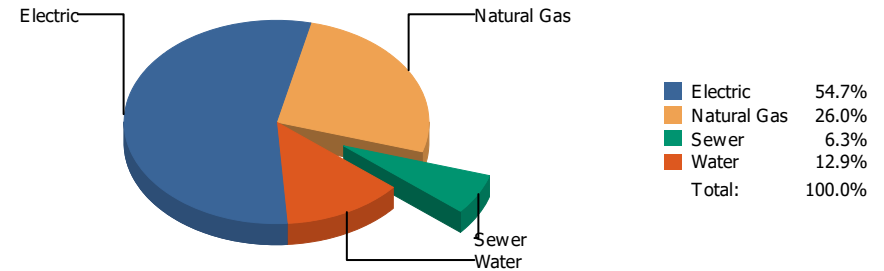


Commodity	Common Use	Energy Use	Energy Use / Area	Total Cost	Cost / Unit	Cost / Area
Place: [TOMLEA_2] TOM LEA 178 [BUILDING]						
Area: 88,828 SqFt						
Billing Period: Mar 2021						
ELECTRIC	62,720.00 kWh	214,001 KBtu	2.409 KBtu/SqFt	\$9,032.52	\$0.144 /kWh	\$0.102 /SqFt
NATURALGAS	3,959.00 CCF	407,777 KBtu	4.591 KBtu/SqFt	\$2,127.41	\$0.537 /CCF	\$0.024 /SqFt
SEWER	50.00 CCF			\$348.48	\$6.970 /CCF	\$0.004 /SqFt
WATER	227.00 CCF			\$1,386.12	\$6.106 /CCF	\$0.016 /SqFt
Totals:		621,778 KBtu	7.000 KBtu/SqFt	\$12,894.53		

Energy

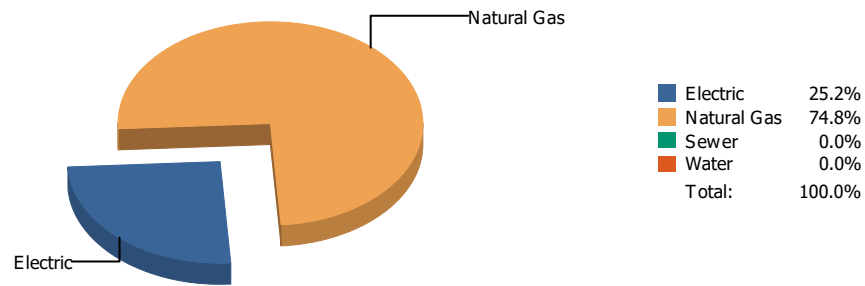


Cost

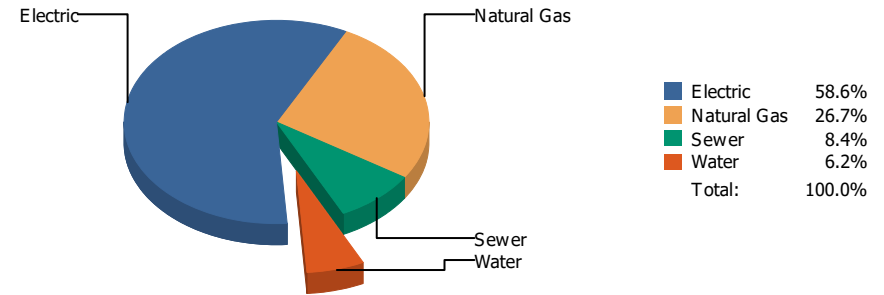


Commodity	Common Use	Energy Use	Energy Use / Area	Total Cost	Cost / Unit	Cost / Area
Place: [TRAVIS] TRAVIS 143 [BUILDING] Area: 78,925 SqFt Billing Period: Mar 2021						
ELECTRIC	18,124.00 kWh	61,839 KBtu	0.784 KBtu/SqFt	\$2,223.36	\$0.123 /kWh	\$0.028 /SqFt
NATURALGAS	1,798.00 CCF	185,194 KBtu	2.346 KBtu/SqFt	\$1,056.46	\$0.588 /CCF	\$0.013 /SqFt
SEWER	29.00 CCF			\$257.43	\$8.877 /CCF	\$0.003 /SqFt
WATER	123.00 CCF			\$524.45	\$4.264 /CCF	\$0.007 /SqFt
Totals:		247,033 KBtu	3.130 KBtu/SqFt	\$4,061.70		

Energy

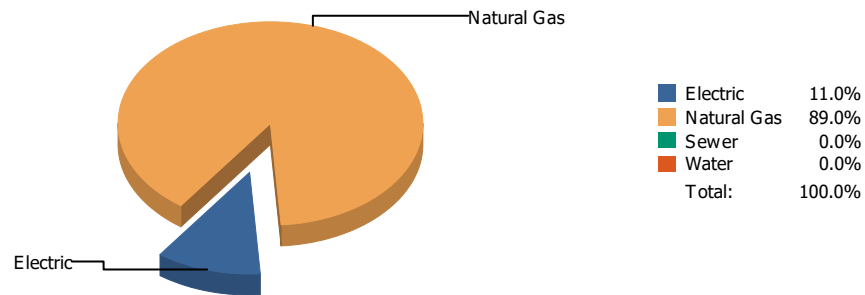


Cost

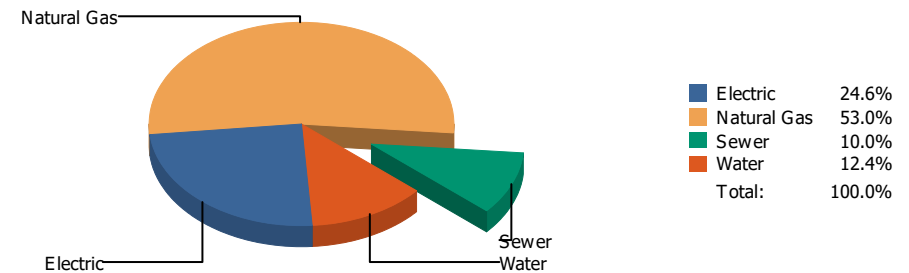


Commodity	Common Use	Energy Use	Energy Use / Area	Total Cost	Cost / Unit	Cost / Area
Place: [VILAS] VILAS 144 [BUILDING] Area: 66,992 SqFt Billing Period: Mar 2021						
ELECTRIC	30,728.00 kWh	104,844 KBtu	1.565 KBtu/SqFt	\$4,400.33	\$0.143 /kWh	\$0.066 /SqFt
NATURALGAS	3,022.00 CCF	311,266 KBtu	4.646 KBtu/SqFt	\$2,007.23	\$0.664 /CCF	\$0.030 /SqFt
SEWER	92.00 CCF			\$633.96	\$6.891 /CCF	\$0.009 /SqFt
WATER	71.00 CCF			\$462.36	\$6.512 /CCF	\$0.007 /SqFt
Totals:		416,110 KBtu	6.211 KBtu/SqFt	\$7,503.88		

Energy



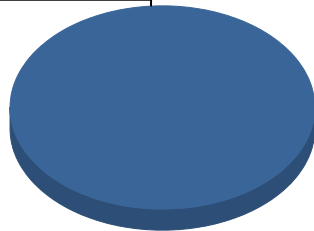
Cost



Commodity	Common Use	Energy Use	Energy Use / Area	Total Cost	Cost / Unit	Cost / Area
Place: [WAINWRIG] WAINWRIGHT 145 [BUILDING] Area: 38,227 SqFt Billing Period: Mar 2021						
ELECTRIC	7,512.00 kWh	25,631 KBtu	0.670 KBtu/SqFt	\$619.38	\$0.082 /kWh	\$0.016 /SqFt
NATURALGAS	2,006.00 CCF	206,618 KBtu	5.405 KBtu/SqFt	\$1,336.73	\$0.666 /CCF	\$0.035 /SqFt
SEWER	17.00 CCF			\$253.18	\$14.893 /CCF	\$0.007 /SqFt
WATER	30.00 CCF			\$312.62	\$10.421 /CCF	\$0.008 /SqFt
Totals:		232,249 KBtu	6.076 KBtu/SqFt	\$2,521.91		

Energy

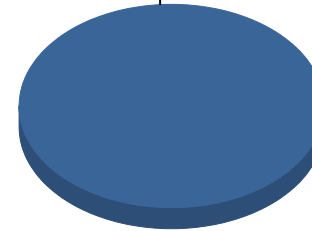
Electric



■ Electric 100.0%
Total: 100.0%

Cost

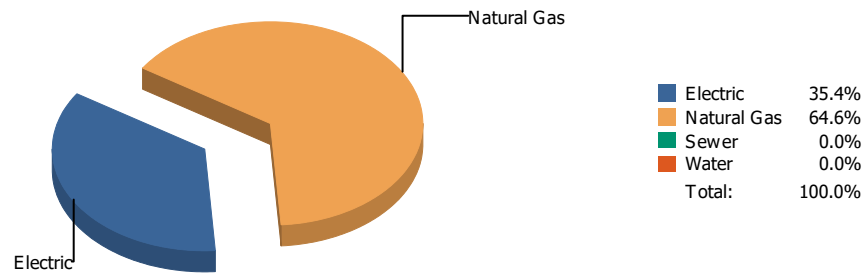
Electric



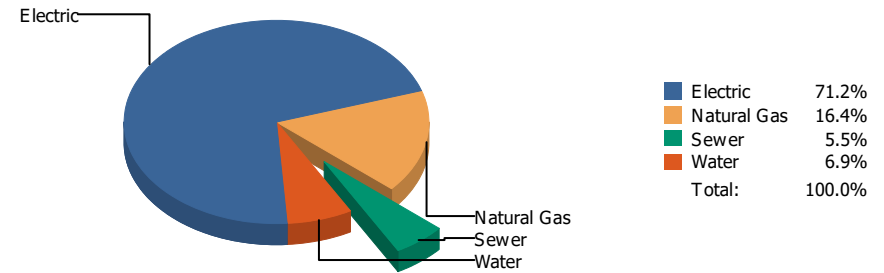
■ Electric 100.0%
Total: 100.0%

Commodity	Common Use	Energy Use	Energy Use / Area	Total Cost	Cost / Unit	Cost / Area
Place: [WESTSIDE] WESTSIDE TRANSPORTATION 951 [BUILDING]						
Area: 4,040 SqFt						
Billing Period: Mar 2021						
ELECTRIC	3,046.00 kWh	10,393 KBtu	2.573 KBtu/SqFt	\$335.91	\$0.110 /kWh	\$0.083 /SqFt
Totals:		10,393 KBtu	2.573 KBtu/SqFt	\$335.91		

Energy

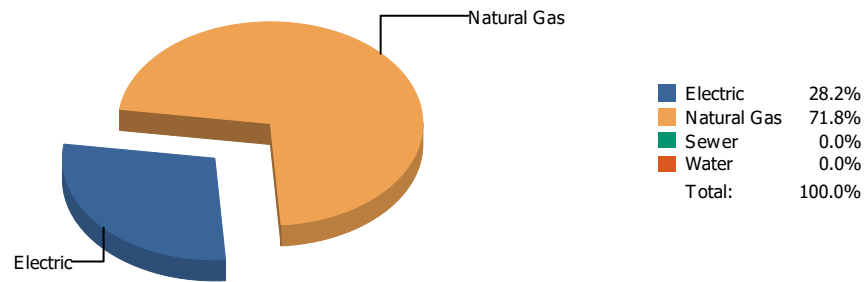


Cost

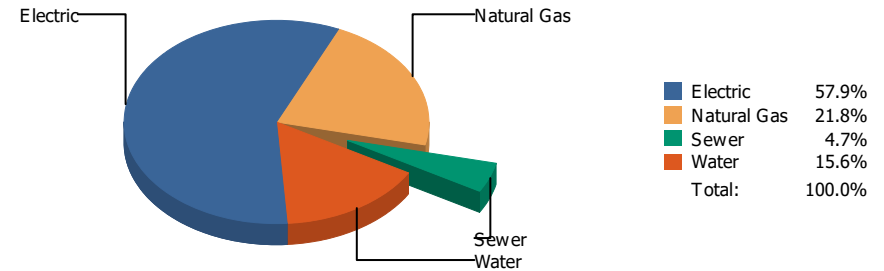


Commodity	Common Use	Energy Use	Energy Use / Area	Total Cost	Cost / Unit	Cost / Area
Place: [W-HILLS] WESTERN HILLS 146 [BUILDING]						
Area: 77,753 SqFt						
Billing Period: Mar 2021						
ELECTRIC	35,160.00 kWh	119,966 KBtu	1.543 KBtu/SqFt	\$5,297.28	\$0.151 /kWh	\$0.068 /SqFt
NATURALGAS	2,130.00 CCF	219,390 KBtu	2.822 KBtu/SqFt	\$1,219.48	\$0.573 /CCF	\$0.016 /SqFt
SEWER	20.00 CCF			\$411.31	\$20.566 /CCF	\$0.005 /SqFt
WATER	47.00 CCF			\$511.21	\$10.877 /CCF	\$0.007 /SqFt
Totals:		339,356 KBtu	4.365 KBtu/SqFt	\$7,439.28		

Energy

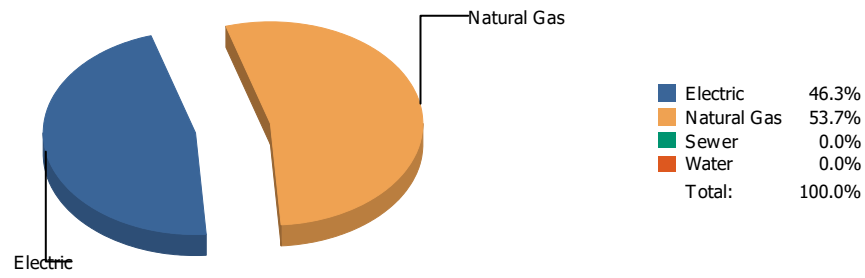


Cost

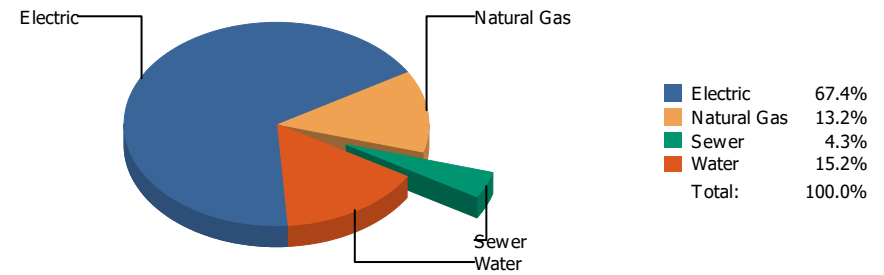


Commodity	Common Use	Energy Use	Energy Use / Area	Total Cost	Cost / Unit	Cost / Area
Place: [WHITAKER] WHITAKER 153 [BUILDING] Area: 89,458 SqFt Billing Period: Mar 2021						
ELECTRIC	38,880.00 kWh	132,659 KBtu	1.483 KBtu/SqFt	\$4,760.40	\$0.122 /kWh	\$0.053 /SqFt
NATURALGAS	3,272.00 CCF	337,016 KBtu	3.767 KBtu/SqFt	\$1,788.38	\$0.547 /CCF	\$0.020 /SqFt
SEWER	20.00 CCF			\$390.37	\$19.519 /CCF	\$0.004 /SqFt
WATER	242.00 CCF			\$1,283.19	\$5.302 /CCF	\$0.014 /SqFt
Totals:		469,675 KBtu	5.250 KBtu/SqFt	\$8,222.34		

Energy

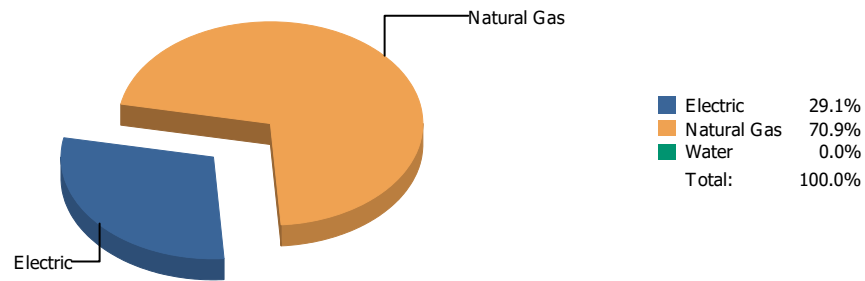


Cost

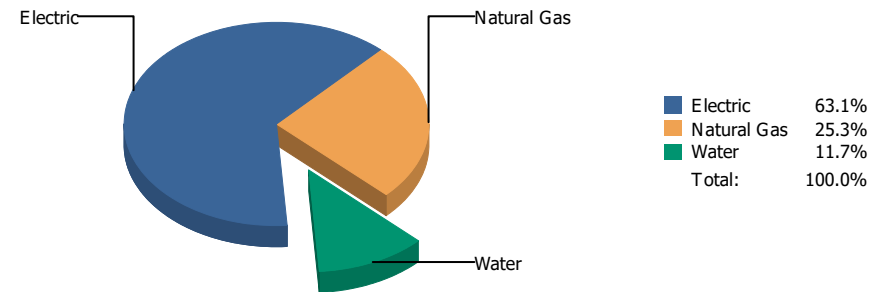


Commodity	Common Use	Energy Use	Energy Use / Area	Total Cost	Cost / Unit	Cost / Area
Place: [WHITE] ZACH WHITE ELEMENTARY NEW-1997 [BUILDING]						
Area: 92,458 SqFt						
Billing Period: Mar 2021						
ELECTRIC	40,200.00 kWh	137,162 KBtu	1.484 KBtu/SqFt	\$5,649.63	\$0.141 /kWh	\$0.061 /SqFt
NATURALGAS	1,545.00 CCF	159,135 KBtu	1.721 KBtu/SqFt	\$1,103.43	\$0.714 /CCF	\$0.012 /SqFt
SEWER	64.00 CCF			\$356.58	\$5.572 /CCF	\$0.004 /SqFt
WATER	339.00 CCF			\$1,271.10	\$3.750 /CCF	\$0.014 /SqFt
Totals:		296,297 KBtu	3.205 KBtu/SqFt	\$8,380.74		

Energy

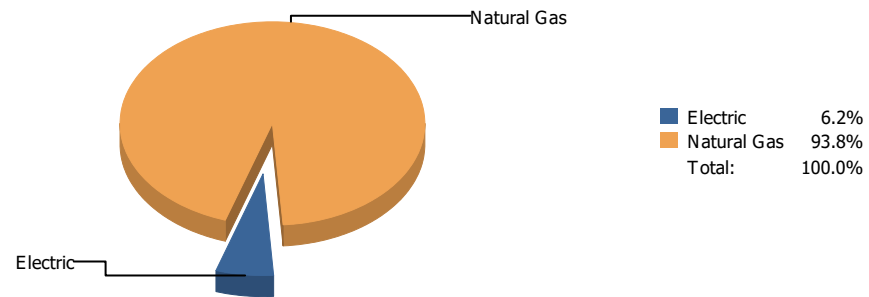


Cost

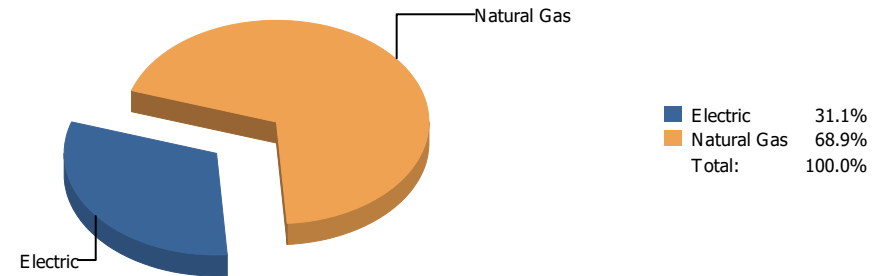


Commodity	Common Use	Energy Use	Energy Use / Area	Total Cost	Cost / Unit	Cost / Area
Place: [WIGGS] WIGGS 052 [BUILDING] Area: 110,689 SqFt Billing Period: Mar 2021						
ELECTRIC	34,480.00 kWh	117,646 KBtu	1.063 KBtu/SqFt	\$3,854.09	\$0.112 /kWh	\$0.035 /SqFt
NATURALGAS	2,777.00 CCF	286,031 KBtu	2.584 KBtu/SqFt	\$1,544.13	\$0.556 /CCF	\$0.014 /SqFt
WATER	114.00 CCF			\$714.16	\$6.265 /CCF	\$0.006 /SqFt
Totals:		403,677 KBtu	3.647 KBtu/SqFt	\$6,112.38		

Energy

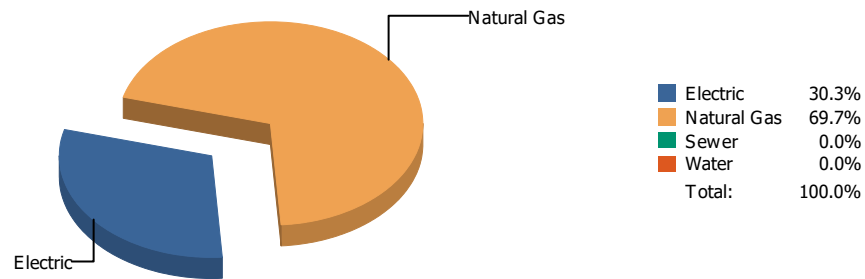


Cost

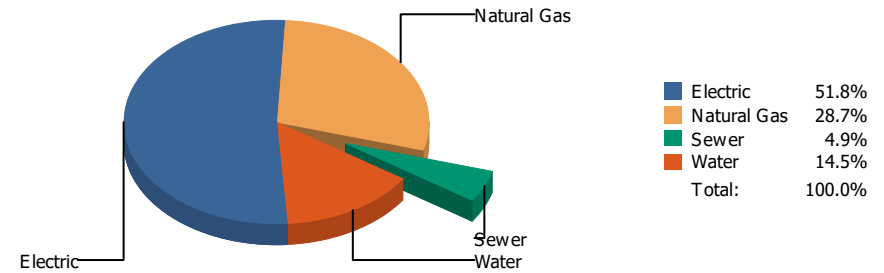


Commodity	Common Use	Energy Use	Energy Use / Area	Total Cost	Cost / Unit	Cost / Area
Place: [ZANEGREYWAREHOUSE] ZANE GREY WAREHOUSE [BUILDING]						
Area: 0 SqFt						
Billing Period: Mar 2021						
ELECTRIC	1,548.00 kWh	5,282 KBtu		\$250.99	\$0.162 /kWh	
NATURALGAS	781.00 CCF	80,443 KBtu		\$557.31	\$0.714 /CCF	
Totals:		85,725 KBtu		\$808.30		

Energy



Cost



Commodity	Common Use	Energy Use	Energy Use / Area	Total Cost	Cost / Unit	Cost / Area
Place: [ZAVALA] ZAVALA 148 [BUILDING] Area: 53,356 SqFt Billing Period: Mar 2021						
ELECTRIC	21,452.00 kWh	73,194 KBtu	1.372 KBtu/SqFt	\$1,868.71	\$0.087 /kWh	\$0.035 /SqFt
NATURALGAS	1,638.00 CCF	168,714 KBtu	3.162 KBtu/SqFt	\$1,034.74	\$0.632 /CCF	\$0.019 /SqFt
SEWER	32.00 CCF			\$178.29	\$5.572 /CCF	\$0.003 /SqFt
WATER	90.00 CCF			\$523.03	\$5.811 /CCF	\$0.010 /SqFt
Totals:		241,908 KBtu	4.534 KBtu/SqFt	\$3,604.77		

Requested by: eagarci2

Client version:

Report version: 9

Filters: Meters in Building Name: Not one of ZACH WHITE MODULAR SCHOOL 147;START SCHOOL EARLY 1 DAY VALUE;STADIUM RATE CHANGES;SKY PARK IB1;SKY PARK I 200;SKY PARK;ROOSEVELT 137;REMCON COTTAGES;PARKDALE COTTAGES 957;NORTHEAST BOOK DEPOSITORY 814;NEW COMPUTERS SINCE JUNE 1990;Lighting;HERCULES COTTAGES 141A;CANYON HILLS PORTABLES;Butterfield Trail Warehouse;BRANON COTTAGES 955 ;BLUE FLAME BLDG.;BARCELONA COTTAGES;ALL REFUNDS AND REBATES; ; Bill is Void Equals 0; Account is Active Equals 1; Bill is from External Vendor Equals 1; ; Billing Period Equals Mar 2021

Record count: 0