

el Paso

Energy CAP

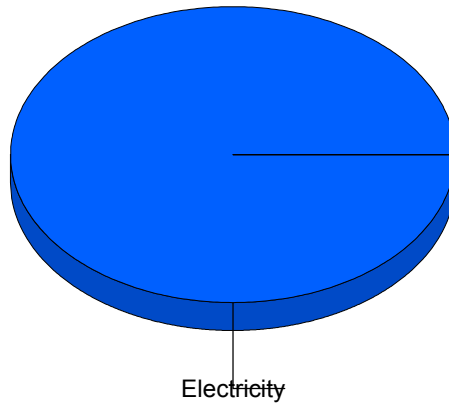
Cost Avoidance Program

Cost Summary Graph

Grouped by Energy Type

Energy Type	Use	Units	Meter Cost	Special Charges	Total Cost	Avg Unit Cost	% of Total Cost
Site: ALAMO ELEMENTARY SCH - ALAMO ELEMENTARY SCH							
Electricity		6,500 KWH	\$818.62	\$0.00	\$818.62	0.1259	100.00%
Total Cost:			\$818.62	\$0.00	\$818.62		

For ALAMO
ELEMENTARY
SCH



■ Electricity	100.0%
Total:	100.0%

Filters: Cost Center Name Not Equal To DoNotReport; Billing Period Equal To 201506All Meter CodesAll Group Names

elpaso

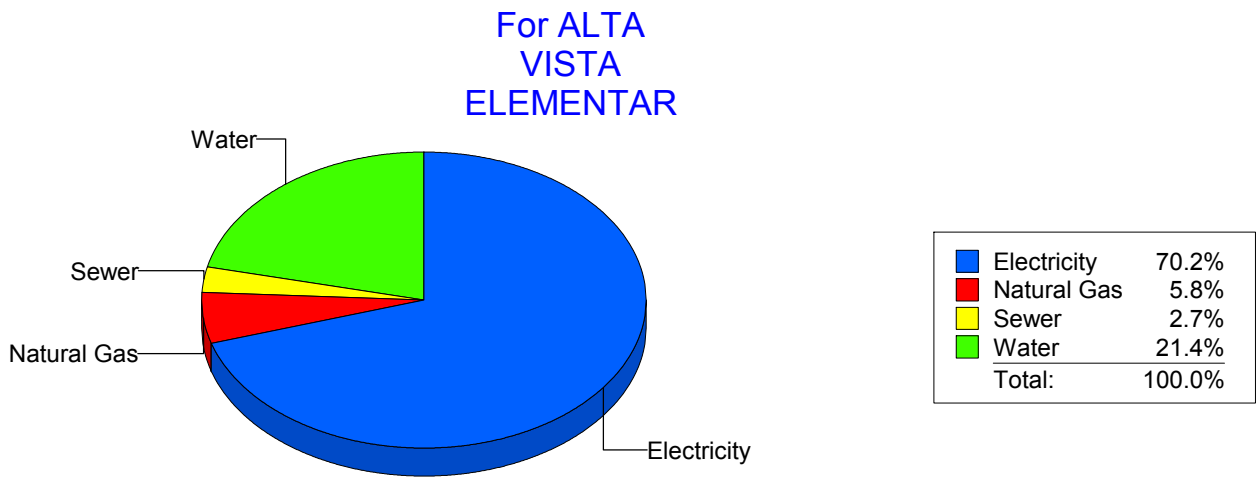
Energy CAP

Cost Avoidance Program

Cost Summary Graph

Grouped by Energy Type

Energy Type	Use	Units	Meter Cost	Special Charges	Total Cost	Avg Unit Cost	% of Total Cost
Site: ALTA VISTA ELEMENTAR - ALTA VISTA ELEMENTAR							
Electricity	28,650	KWH	\$4,281.62	\$0.00	\$4,281.62	0.1494	70.15%
Natural Gas	364	CCF	\$352.08	\$0.00	\$352.08	0.9673	5.77%
Water	310	CCF	\$1,304.95	\$0.00	\$1,304.95	4.2095	21.38%
Sewer	64	CCF	\$164.83	\$0.00	\$164.83	2.5755	2.70%
Total Cost:			\$6,103.48	\$0.00	\$6,103.48		



Filters: Cost Center Name Not Equal To DoNotReport; Billing Period Equal To 201506All Meter CodesAll Group Names

elpaso

Energy CAP

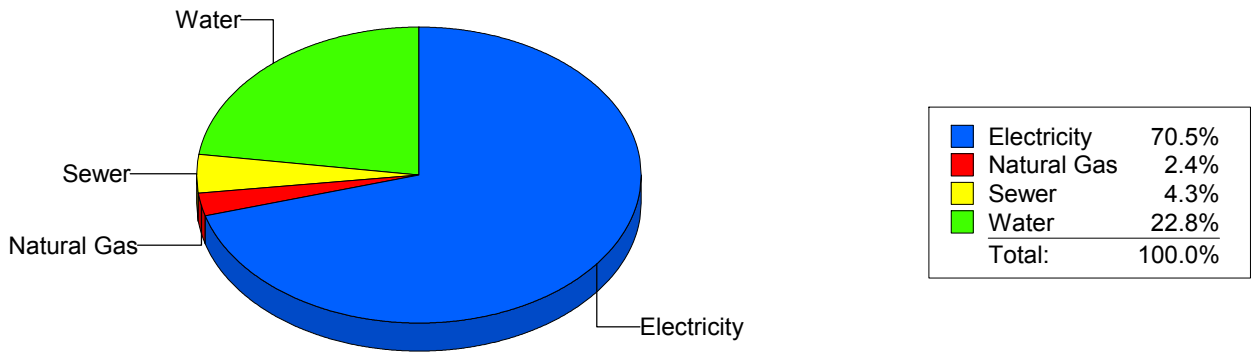
Cost Avoidance Program

Cost Summary Graph

Grouped by Energy Type

Energy Type	Use	Units	Meter Cost	Special Charges	Total Cost	Avg Unit Cost	% of Total Cost
Site: ANDRESS HIGH SCHOOL - ANDRESS HIGH SCHOOL							
Electricity	156,846	KWH	\$18,564.69	\$0.00	\$18,564.69	0.1184	70.51%
Natural Gas	751	CCF	\$643.63	\$0.00	\$643.63	0.8570	2.44%
Water	2,007	CCF	\$5,994.32	\$0.00	\$5,994.32	2.9867	22.77%
Sewer	649	CCF	\$1,127.75	\$0.00	\$1,127.75	1.7377	4.28%
Total Cost:			\$26,330.39	\$0.00	\$26,330.39		

For ANDRESS HIGH SCHOOL



Filters: Cost Center Name Not Equal To DoNotReport; Billing Period Equal To 201506All Meter CodesAll Group Names

elpaso

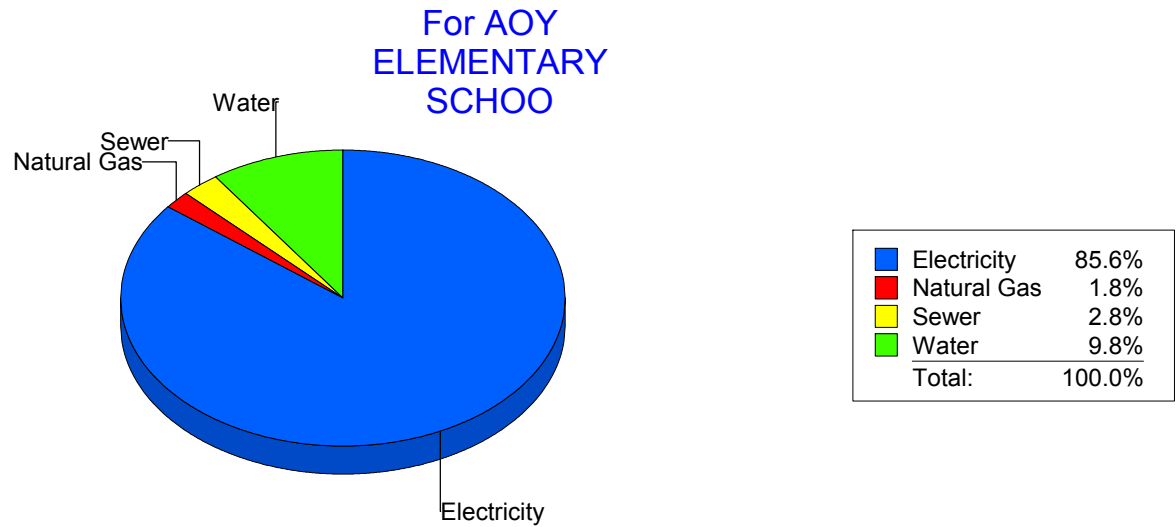
Energy CAP

Cost Avoidance Program

Cost Summary Graph

Grouped by Energy Type

Energy Type	Use	Units	Meter Cost	Special Charges	Total Cost	Avg Unit Cost	% of Total Cost
Site: AOY ELEMENTARY SCHOO - AOY ELEMENTARY SCHOO							
Electricity	94,939	KWH	\$12,724.72	\$0.00	\$12,724.72	0.1340	85.57%
Natural Gas	228	CCF	\$274.22	\$0.00	\$274.22	1.2027	1.84%
Water	342	CCF	\$1,456.83	\$0.00	\$1,456.83	4.2597	9.80%
Sewer	73	CCF	\$414.13	\$0.00	\$414.13	5.6730	2.79%
Total Cost:			\$14,869.90	\$0.00	\$14,869.90		



Filters: Cost Center Name Not Equal To DoNotReport; Billing Period Equal To 201506All Meter CodesAll Group Names

el paso

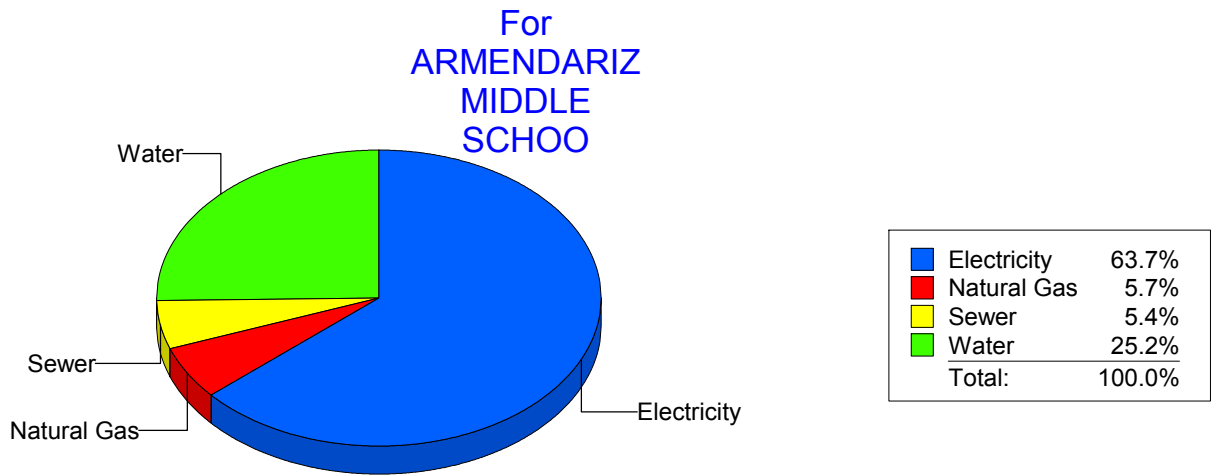
Energy CAP

Cost Avoidance Program

Cost Summary Graph

Grouped by Energy Type

Energy Type	Use	Units	Meter Cost	Special Charges	Total Cost	Avg Unit Cost	% of Total Cost
Site: ARMENDARIZ MIDDLE SCHOO - ARMENDARIZ MIDDLE SCHOO							
Electricity		327 KWH	\$5,837.64	\$0.00	\$5,837.64	17.8521	63.67%
Natural Gas		830 CCF	\$526.31	\$0.00	\$526.31	0.6341	5.74%
Water		862 CCF	\$2,312.41	\$0.00	\$2,312.41	2.6826	25.22%
Sewer		164 CCF	\$491.93	\$0.00	\$491.93	2.9996	5.37%
Total Cost:			\$9,168.29	\$0.00	\$9,168.29		



Filters: Cost Center Name Not Equal To DoNotReport; Billing Period Equal To 201506All Meter CodesAll Group Names

elpaso

Energy CAP

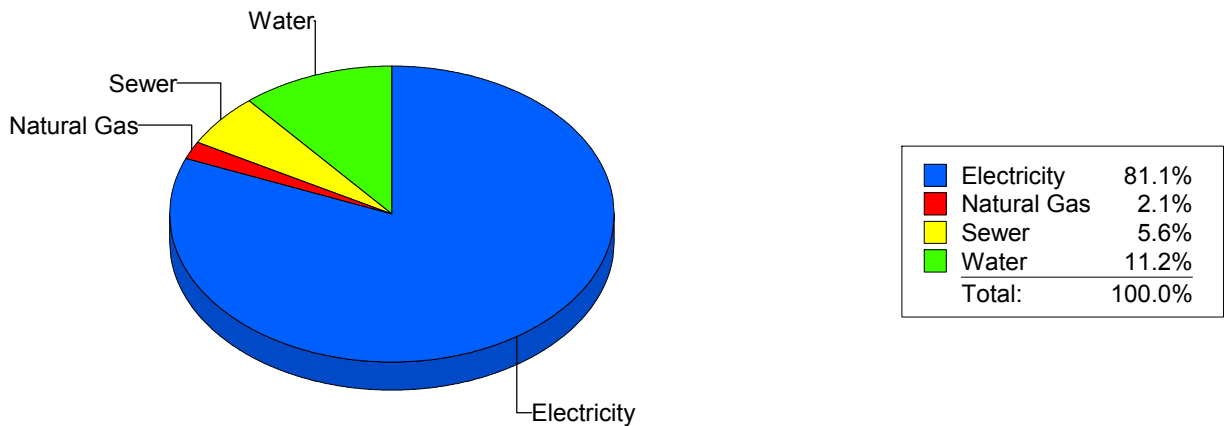
Cost Avoidance Program

Cost Summary Graph

Grouped by Energy Type

Energy Type	Use	Units	Meter Cost	Special Charges	Total Cost	Avg Unit Cost	% of Total Cost
Site: AUSTIN HIGH SCHOOL - AUSTIN HIGH SCHOOL							
Electricity	191,971	KWH	\$22,226.77	\$0.00	\$22,226.77	0.1158	81.05%
Natural Gas	831	CCF	\$586.97	\$0.00	\$586.97	0.7063	2.14%
Water	897	CCF	\$3,074.77	\$0.00	\$3,074.77	3.4278	11.21%
Sewer	604	CCF	\$1,534.04	\$0.00	\$1,534.04	2.5398	5.59%
Total Cost:			\$27,422.55	\$0.00	\$27,422.55		

For AUSTIN HIGH SCHOOL



Filters: Cost Center Name Not Equal To DoNotReport; Billing Period Equal To 201506All Meter CodesAll Group Names

elpaso

Energy CAP

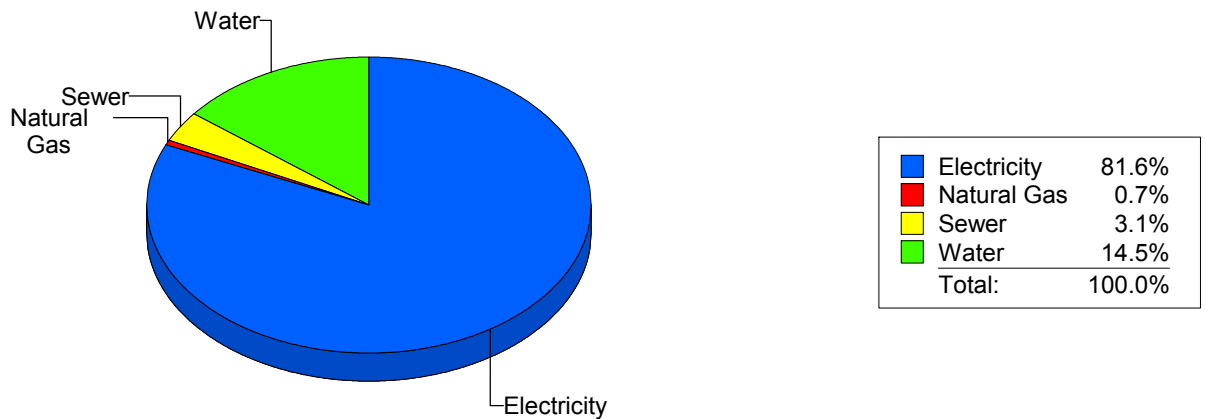
Cost Avoidance Program

Cost Summary Graph

Grouped by Energy Type

Energy Type	Use	Units	Meter Cost	Special Charges	Total Cost	Avg Unit Cost	% of Total Cost
Site: BARRON - BARRON							
Electricity	73,619	KWH	\$9,757.91	\$0.00	\$9,757.91	0.1325	81.65%
Natural Gas	0	CCF	\$80.07	\$0.00	\$80.07	0.0000	0.67%
Water	272	CCF	\$1,737.54	\$0.00	\$1,737.54	6.3880	14.54%
Sewer	68	CCF	\$376.04	\$0.00	\$376.04	5.5300	3.15%
Total Cost:			\$11,951.56	\$0.00	\$11,951.56		

For BARRON



Filters: Cost Center Name Not Equal To DoNotReport; Billing Period Equal To 201506All Meter CodesAll Group Names

elpaso

Energy CAP

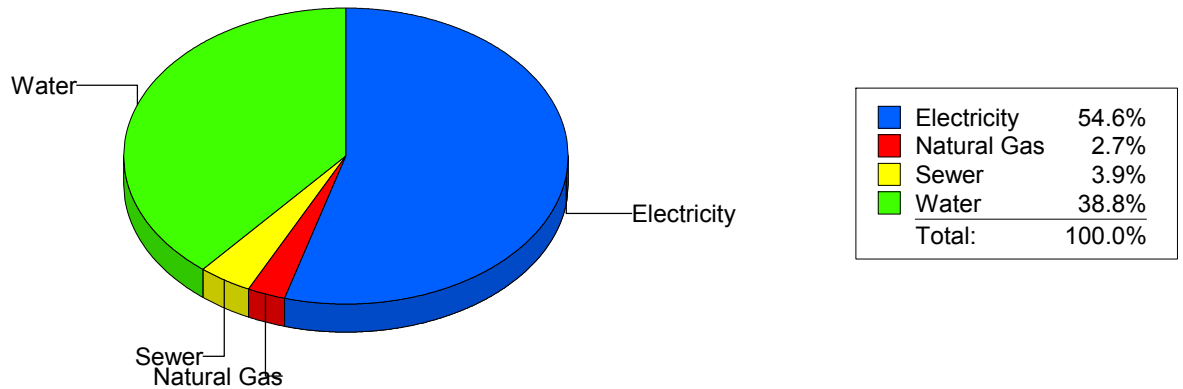
Cost Avoidance Program

Cost Summary Graph

Grouped by Energy Type

Energy Type	Use	Units	Meter Cost	Special Charges	Total Cost	Avg Unit Cost	% of Total Cost
Site: BASSET MIDDLE SCHOOL - BASSET MIDDLE SCHOOL							
Electricity	60,736	KWH	\$7,823.24	\$0.00	\$7,823.24	0.1288	54.57%
Natural Gas	421	CCF	\$384.04	\$0.00	\$384.04	0.9122	2.68%
Water	1,512	CCF	\$5,563.29	\$0.00	\$5,563.29	3.6794	38.81%
Sewer	271	CCF	\$564.53	\$0.00	\$564.53	2.0831	3.94%
Total Cost:			\$14,335.10	\$0.00	\$14,335.10		

For BASSET MIDDLE SCHOOL



Filters: Cost Center Name Not Equal To DoNotReport; Billing Period Equal To 201506All Meter CodesAll Group Names

el Paso

Energy CAP

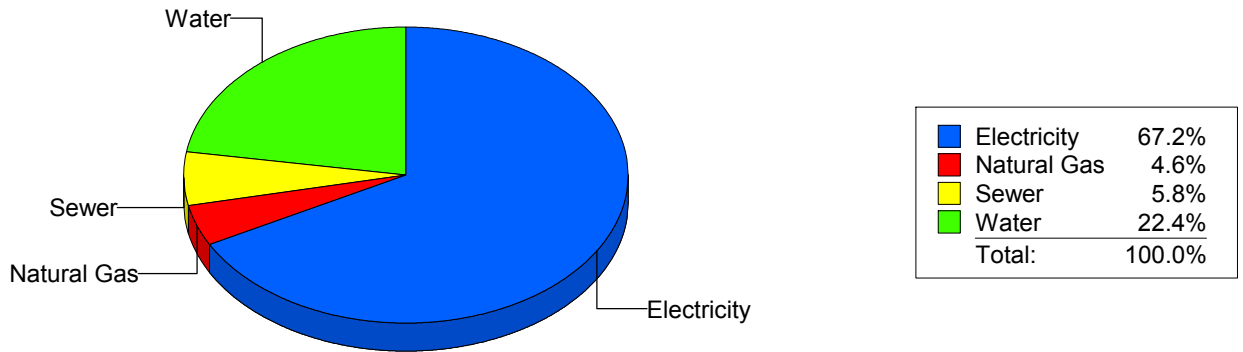
Cost Avoidance Program

Cost Summary Graph

Grouped by Energy Type

Energy Type	Use	Units	Meter Cost	Special Charges	Total Cost	Avg Unit Cost	% of Total Cost
Site: BEALL ELEMENTARY SCH - BEALL ELEMENTARY SCH							
Electricity	22,728	KWH	\$3,269.57	\$0.00	\$3,269.57	0.1439	67.15%
Natural Gas	135	CCF	\$223.65	\$0.00	\$223.65	1.6567	4.59%
Water	291	CCF	\$1,091.31	\$0.00	\$1,091.31	3.7502	22.41%
Sewer	83	CCF	\$284.41	\$0.00	\$284.41	3.4266	5.84%
Total Cost:			\$4,868.94	\$0.00	\$4,868.94		

For BEALL
ELEMENTARY
SCH



Filters: Cost Center Name Not Equal To DoNotReport; Billing Period Equal To 201506All Meter CodesAll Group Names

elpaso

Energy CAP

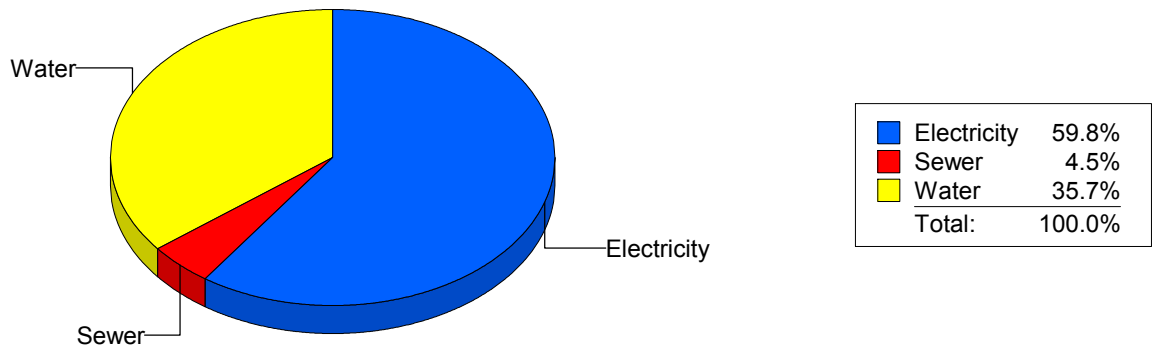
Cost Avoidance Program

Cost Summary Graph

Grouped by Energy Type

Energy Type	Use	Units	Meter Cost	Special Charges	Total Cost	Avg Unit Cost	% of Total Cost
Site: BLISS ELEMENTARY - BLISS ELEMENTARY							
Electricity	23,236	KWH	\$3,835.81	\$0.00	\$3,835.81	0.1651	59.83%
Water	504	CCF	\$2,287.83	\$0.00	\$2,287.83	4.5393	35.69%
Sewer	85	CCF	\$287.39	\$0.00	\$287.39	3.3811	4.48%
Total Cost:			\$6,411.03	\$0.00	\$6,411.03		

For BLISS ELEMENTARY



Filters: Cost Center Name Not Equal To DoNotReport; Billing Period Equal To 201506All Meter CodesAll Group Names

elpaso

Energy CAP

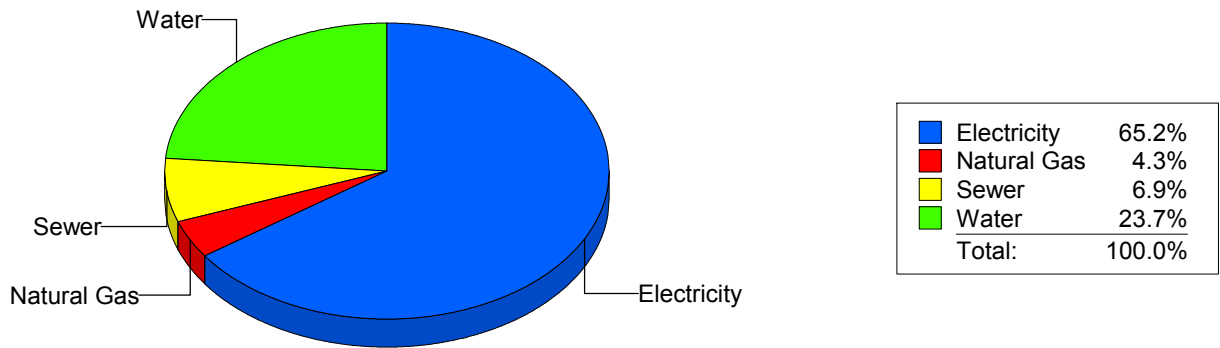
Cost Avoidance Program

Cost Summary Graph

Grouped by Energy Type

Energy Type	Use	Units	Meter Cost	Special Charges	Total Cost	Avg Unit Cost	% of Total Cost
Site: BOND - BOND ELEMENTARY							
Electricity	23,329	KWH	\$3,867.37	\$0.00	\$3,867.37	0.1658	65.16%
Natural Gas	188	CCF	\$253.51	\$0.00	\$253.51	1.3485	4.27%
Water	382	CCF	\$1,405.59	\$0.00	\$1,405.59	3.6796	23.68%
Sewer	120	CCF	\$409.01	\$0.00	\$409.01	3.4084	6.89%
Total Cost:			\$5,935.48	\$0.00	\$5,935.48		

For BOND ELEMENTARY



Filters: Cost Center Name Not Equal To DoNotReport; Billing Period Equal To 201506All Meter CodesAll Group Names

el paso

Energy CAP

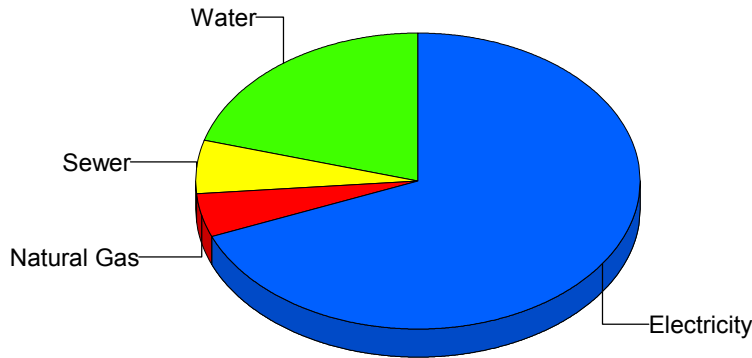
Cost Avoidance Program

Cost Summary Graph

Grouped by Energy Type

Energy Type	Use	Units	Meter Cost	Special Charges	Total Cost	Avg Unit Cost	% of Total Cost
Site: BONHAM ELEMENTARY SC - BONHAM ELEMENTARY SC							
Electricity	21,002	KWH	\$3,480.67	\$0.00	\$3,480.67	0.1657	68.89%
Natural Gas	309	CCF	\$241.17	\$0.00	\$241.17	0.7805	4.77%
Water	278	CCF	\$1,045.52	\$0.00	\$1,045.52	3.7609	20.69%
Sewer	98	CCF	\$285.08	\$0.00	\$285.08	2.9090	5.64%
Total Cost:			\$5,052.44	\$0.00	\$5,052.44		

For BONHAM
ELEMENTARY
SC



Electricity	68.9%
Natural Gas	4.8%
Sewer	5.6%
Water	20.7%
Total:	100.0%

Filters: Cost Center Name Not Equal To DoNotReport; Billing Period Equal To 201506All Meter CodesAll Group Names

elpaso

Energy CAP

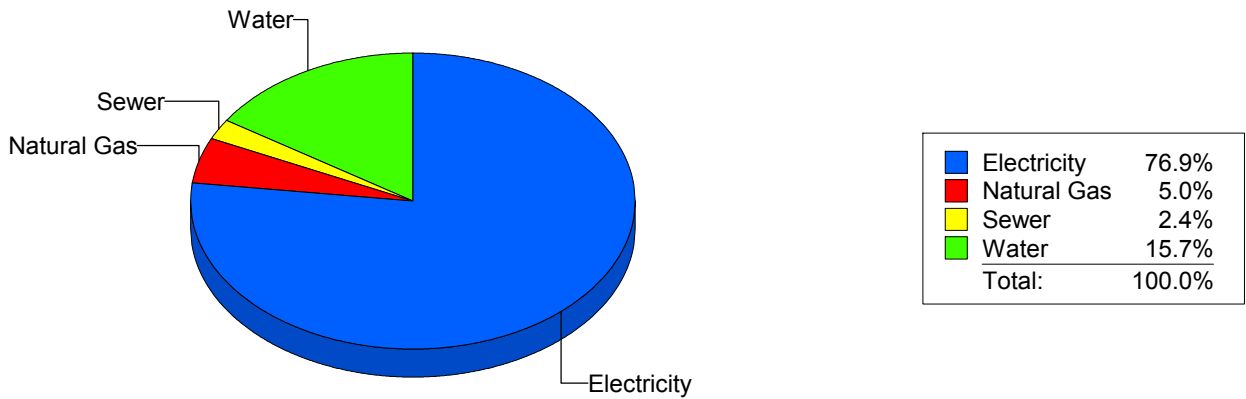
Cost Avoidance Program

Cost Summary Graph

Grouped by Energy Type

Energy Type	Use	Units	Meter Cost	Special Charges	Total Cost	Avg Unit Cost	% of Total Cost
Site: BOWIE HIGH SCHOOL - BOWIE HIGH SCHOOL							
Electricity	335,362	KWH	\$35,603.39	\$0.00	\$35,603.39	0.1062	76.85%
Natural Gas	4,014	CCF	\$2,313.05	\$0.00	\$2,313.05	0.5762	4.99%
Water	4,004	CCF	\$7,275.69	\$0.00	\$7,275.69	1.8171	15.71%
Sewer	441	CCF	\$1,134.87	\$0.00	\$1,134.87	2.5734	2.45%
Total Cost:			\$46,327.00	\$0.00	\$46,327.00		

For BOWIE HIGH SCHOOL



Filters: Cost Center Name Not Equal To DoNotReport; Billing Period Equal To 201506All Meter CodesAll Group Names

elpaso

Energy CAP

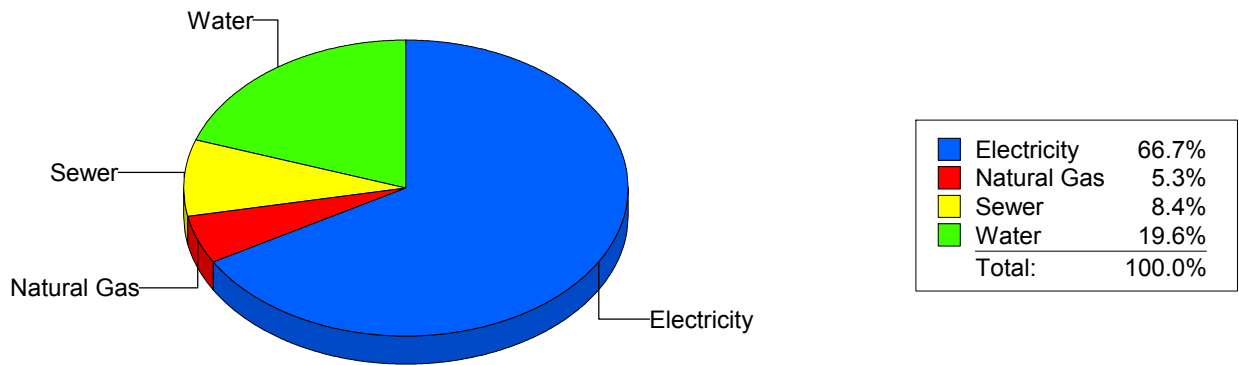
Cost Avoidance Program

Cost Summary Graph

Grouped by Energy Type

Energy Type	Use	Units	Meter Cost	Special Charges	Total Cost	Avg Unit Cost	% of Total Cost
Site: BRADLEY ELEMENTARY - BRADLEY ELEMENTARY							
Electricity	22,200	KWH	\$3,209.79	\$0.00	\$3,209.79	0.1446	66.67%
Natural Gas	338	CCF	\$257.42	\$0.00	\$257.42	0.7616	5.35%
Water	282	CCF	\$943.55	\$0.00	\$943.55	3.3459	19.60%
Sewer	105	CCF	\$404.02	\$0.00	\$404.02	3.8478	8.39%
Total Cost:			\$4,814.78	\$0.00	\$4,814.78		

For BRADLEY ELEMENTARY



Filters: Cost Center Name Not Equal To DoNotReport; Billing Period Equal To 201506All Meter CodesAll Group Names

el paso

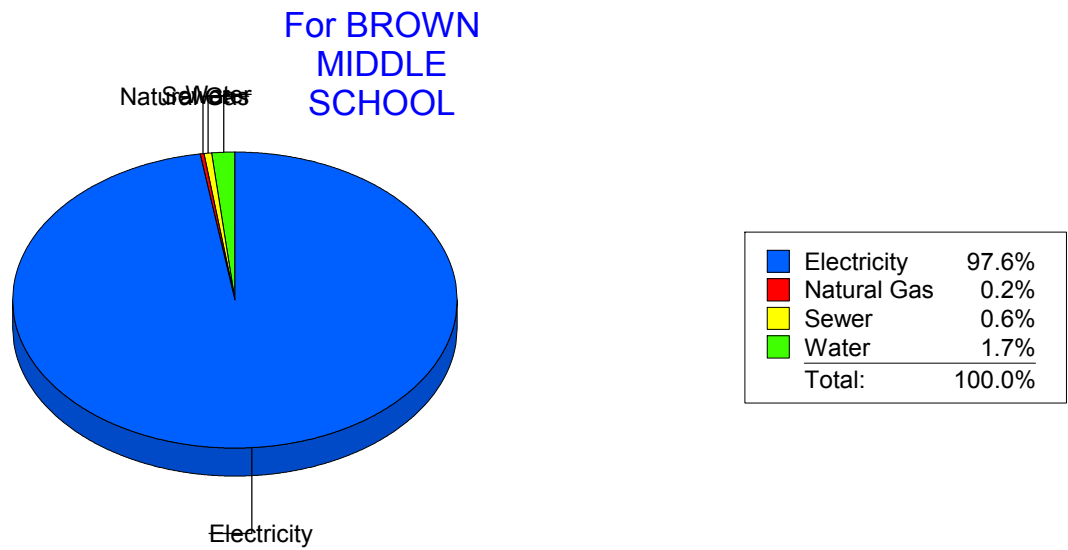
Energy CAP

Cost Avoidance Program

Cost Summary Graph

Grouped by Energy Type

Energy Type	Use	Units	Meter Cost	Special Charges	Total Cost	Avg Unit Cost	% of Total Cost
Site: BROWN MIDDLE SCHOOL - BROWN MIDDLE SCHOOL							
Electricity	102,600	KWH	\$126,265.57	\$0.00	\$126,265.57	1.2307	97.61%
Natural Gas	254	CCF	\$210.34	\$0.00	\$210.34	0.8281	0.16%
Water	790	CCF	\$2,138.46	\$0.00	\$2,138.46	2.7069	1.65%
Sewer	332	CCF	\$742.25	\$0.00	\$742.25	2.2357	0.57%
Total Cost:			\$129,356.62	\$0.00	\$129,356.62		



Filters: Cost Center Name Not Equal To DoNotReport; Billing Period Equal To 201506All Meter CodesAll Group Names

el paso

Energy CAP

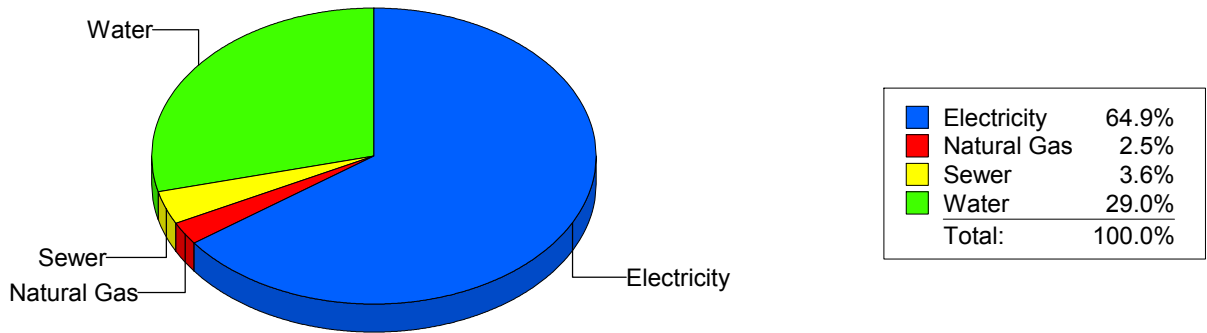
Cost Avoidance Program

Cost Summary Graph

Grouped by Energy Type

Energy Type	Use	Units	Meter Cost	Special Charges	Total Cost	Avg Unit Cost	% of Total Cost
Site: BURGESS HIGH SCHOOL - BURGESS HIGH SCHOOL							
Electricity	120,142	KWH	\$15,087.29	\$0.00	\$15,087.29	0.1256	64.95%
Natural Gas	621	CCF	\$572.60	\$0.00	\$572.60	0.9221	2.46%
Water	1,794	CCF	\$6,733.49	\$0.00	\$6,733.49	3.7533	28.99%
Sewer	287	CCF	\$835.94	\$0.00	\$835.94	2.9127	3.60%
Total Cost:			\$23,229.32	\$0.00	\$23,229.32		

For BURGESS HIGH SCHOOL



Filters: Cost Center Name Not Equal To DoNotReport; Billing Period Equal To 201506All Meter CodesAll Group Names

el paso

Energy CAP

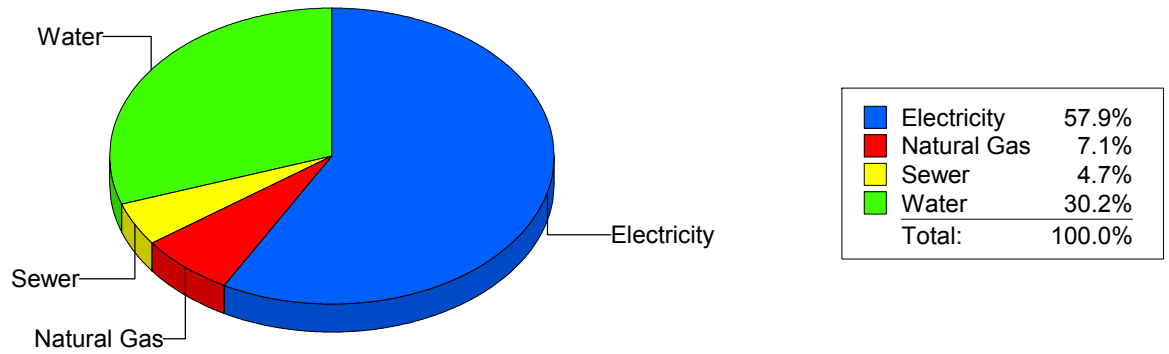
Cost Avoidance Program

Cost Summary Graph

Grouped by Energy Type

Energy Type	Use	Units	Meter Cost	Special Charges	Total Cost	Avg Unit Cost	% of Total Cost
Site: BURLESON ELEMENTARY - BURLESON ELEMENTARY							
Electricity	18,062	KWH	\$2,959.47	\$0.00	\$2,959.47	0.1639	57.92%
Natural Gas	240	CCF	\$362.60	\$0.00	\$362.60	1.5108	7.10%
Water	532	CCF	\$1,545.41	\$0.00	\$1,545.41	2.9049	30.25%
Sewer	69	CCF	\$241.75	\$0.00	\$241.75	3.5036	4.73%
Total Cost:			\$5,109.23	\$0.00	\$5,109.23		

For
BURLESON
ELEMENTARY



Filters: Cost Center Name Not Equal To DoNotReport; Billing Period Equal To 201506All Meter CodesAll Group Names

el paso

Energy CAP

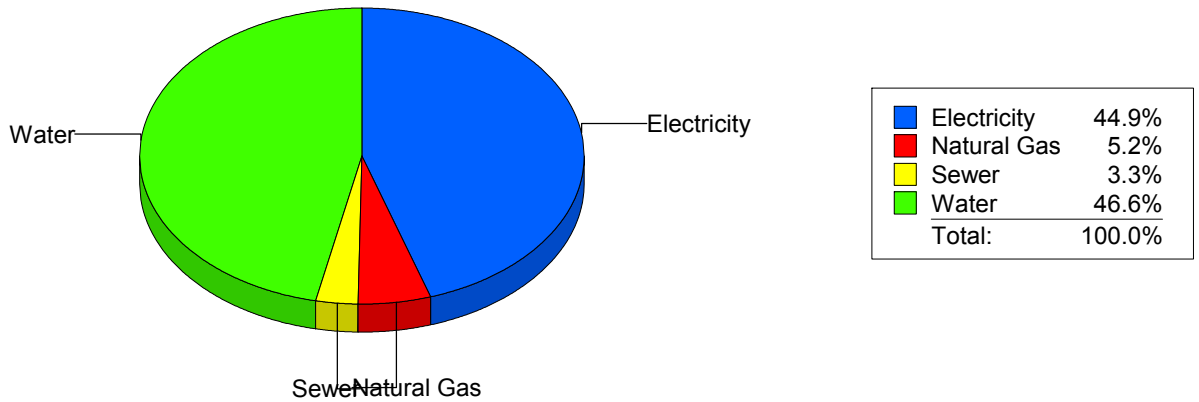
Cost Avoidance Program

Cost Summary Graph

Grouped by Energy Type

Energy Type	Use	Units	Meter Cost	Special Charges	Total Cost	Avg Unit Cost	% of Total Cost
Site: BURNET ELEMENTARY - BURNET ELEMENTARY							
Electricity	18,883	KWH	\$2,867.47	\$0.00	\$2,867.47	0.1519	44.94%
Natural Gas	187	CCF	\$332.39	\$0.00	\$332.39	1.7775	5.21%
Water	570	CCF	\$2,972.47	\$0.00	\$2,972.47	5.2149	46.58%
Sewer	47	CCF	\$208.97	\$0.00	\$208.97	4.4462	3.27%
Total Cost:			\$6,381.30	\$0.00	\$6,381.30		

For BURNET ELEMENTARY



Filters: Cost Center Name Not Equal To DoNotReport; Billing Period Equal To 201506All Meter CodesAll Group Names

el Paso

Energy CAP

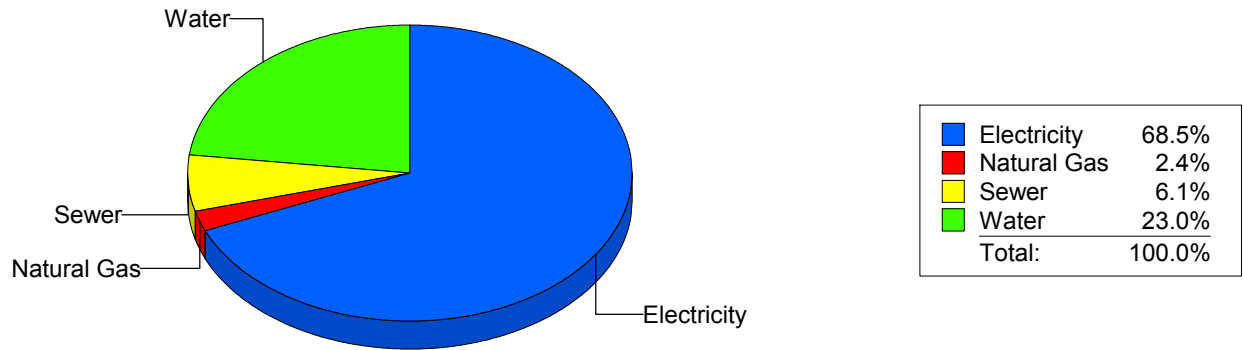
Cost Avoidance Program

Cost Summary Graph

Grouped by Energy Type

Energy Type	Use	Units	Meter Cost	Special Charges	Total Cost	Avg Unit Cost	% of Total Cost
Site: CANYON HILLS MIDDLE - CANYON HILLS MIDDLE							
Electricity	69,900	KWH	\$8,783.52	\$0.00	\$8,783.52	0.1257	68.52%
Natural Gas	290	CCF	\$306.00	\$0.00	\$306.00	1.0552	2.39%
Water	723	CCF	\$2,951.08	\$0.00	\$2,951.08	4.0817	23.02%
Sewer	190	CCF	\$778.24	\$0.00	\$778.24	4.0960	6.07%
Total Cost:			\$12,818.84	\$0.00	\$12,818.84		

For CANYON HILLS MIDDLE



Filters: Cost Center Name Not Equal To DoNotReport; Billing Period Equal To 201506All Meter CodesAll Group Names

elpaso

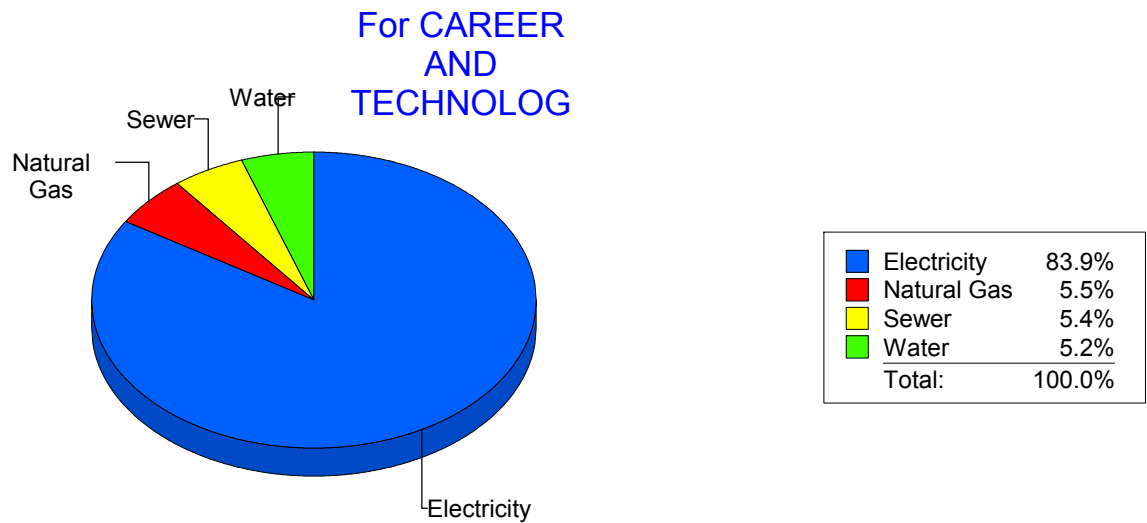
Energy CAP

Cost Avoidance Program

Cost Summary Graph

Grouped by Energy Type

Energy Type	Use	Units	Meter Cost	Special Charges	Total Cost	Avg Unit Cost	% of Total Cost
Site: CAREER AND TECHNOLOG - CAREER AND TECHNOLOG							
Electricity	95,673	KWH	\$11,619.97	\$0.00	\$11,619.97	0.1215	83.91%
Natural Gas	1,264	CCF	\$760.43	\$0.00	\$760.43	0.6016	5.49%
Water	296	CCF	\$718.42	\$0.00	\$718.42	2.4271	5.19%
Sewer	356	CCF	\$748.97	\$0.00	\$748.97	2.1038	5.41%
Total Cost:			\$13,847.79	\$0.00	\$13,847.79		



Filters: Cost Center Name Not Equal To DoNotReport; Billing Period Equal To 201506All Meter CodesAll Group Names

elpaso

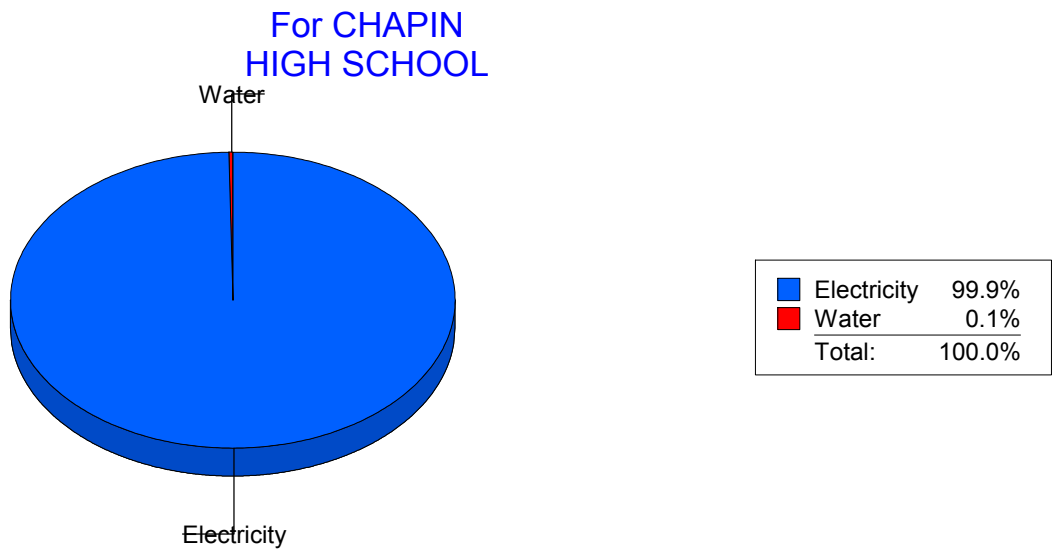
Energy CAP

Cost Avoidance Program

Cost Summary Graph

Grouped by Energy Type

Energy Type	Use	Units	Meter Cost	Special Charges	Total Cost	Avg Unit Cost	% of Total Cost
Site: CHAPIN HIGH SCHOOL - CHAPIN HIGH SCHOOL							
Electricity	318,178	KWH	\$33,949.57	\$0.00	\$33,949.57	0.1067	99.85%
Water	0	CCF	\$50.98	\$0.00	\$50.98	0.0000	0.15%
Total Cost:			\$34,000.55	\$0.00	\$34,000.55		



Filters: Cost Center Name Not Equal To DoNotReport; Billing Period Equal To 201506All Meter CodesAll Group Names

elpaso

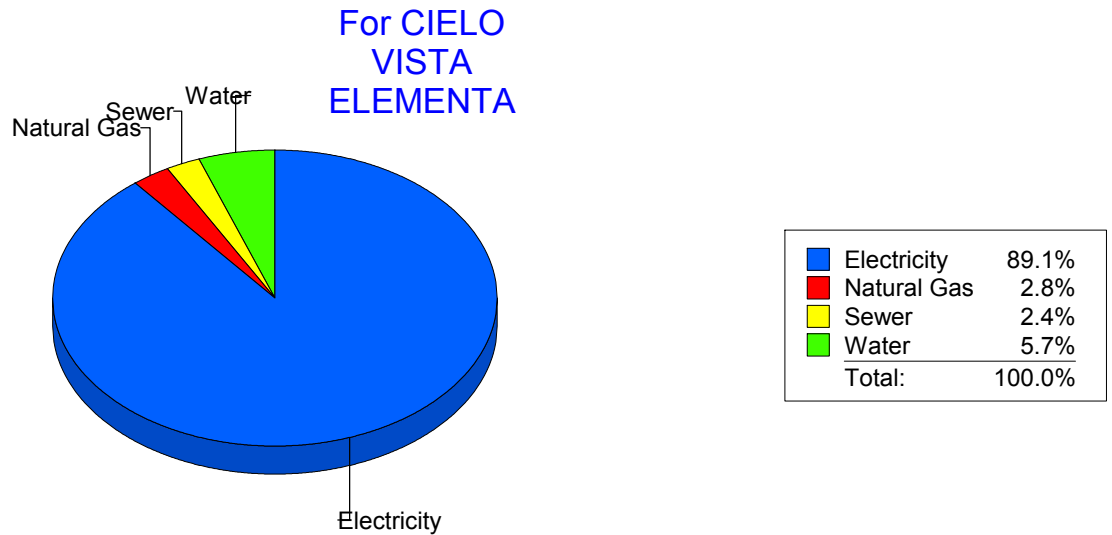
Energy CAP

Cost Avoidance Program

Cost Summary Graph

Grouped by Energy Type

Energy Type	Use	Units	Meter Cost	Special Charges	Total Cost	Avg Unit Cost	% of Total Cost
Site: CIELO VISTA ELEMENTA - CIELO VISTA ELEMENTA							
Electricity	56,820	KWH	\$8,286.87	\$0.00	\$8,286.87	0.1458	89.10%
Natural Gas	199	CCF	\$259.47	\$0.00	\$259.47	1.3039	2.79%
Water	134	CCF	\$528.15	\$0.00	\$528.15	3.9414	5.68%
Sewer	44	CCF	\$226.30	\$0.00	\$226.30	5.1432	2.43%
Total Cost:			\$9,300.79	\$0.00	\$9,300.79		



Filters: Cost Center Name Not Equal To DoNotReport; Billing Period Equal To 201506All Meter CodesAll Group Names

el Paso

Energy CAP

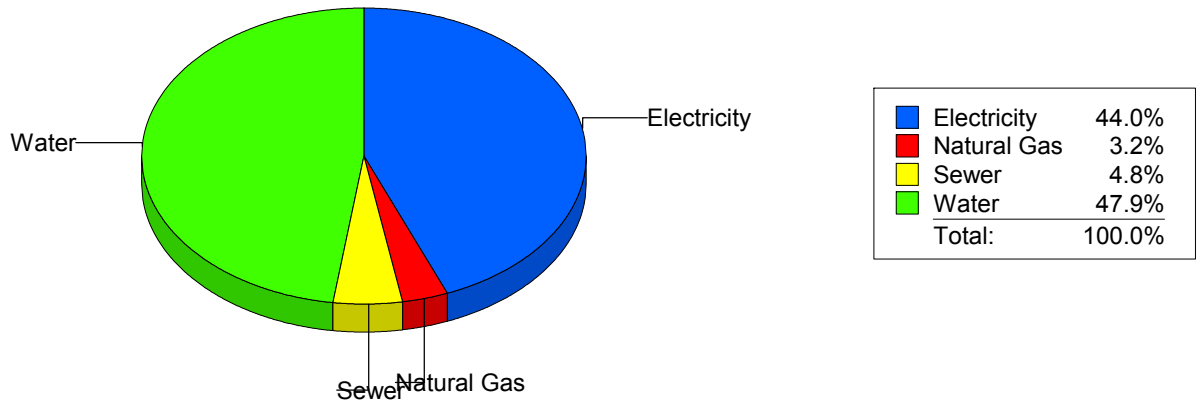
Cost Avoidance Program

Cost Summary Graph

Grouped by Energy Type

Energy Type	Use	Units	Meter Cost	Special Charges	Total Cost	Avg Unit Cost	% of Total Cost
Site: CLARDY ELEMENTARY SC - CLARDY ELEMENTARY SC							
Electricity	33,433	KWH	\$4,105.26	\$0.00	\$4,105.26	0.1228	44.02%
Natural Gas	273	CCF	\$301.04	\$0.00	\$301.04	1.1027	3.23%
Water	972	CCF	\$4,467.71	\$0.00	\$4,467.71	4.5964	47.90%
Sewer	149	CCF	\$452.22	\$0.00	\$452.22	3.0350	4.85%
Total Cost:			\$9,326.23	\$0.00	\$9,326.23		

For CLARDY
ELEMENTARY
SC



Filters: Cost Center Name Not Equal To DoNotReport; Billing Period Equal To 201506All Meter CodesAll Group Names

elpaso

Energy CAP

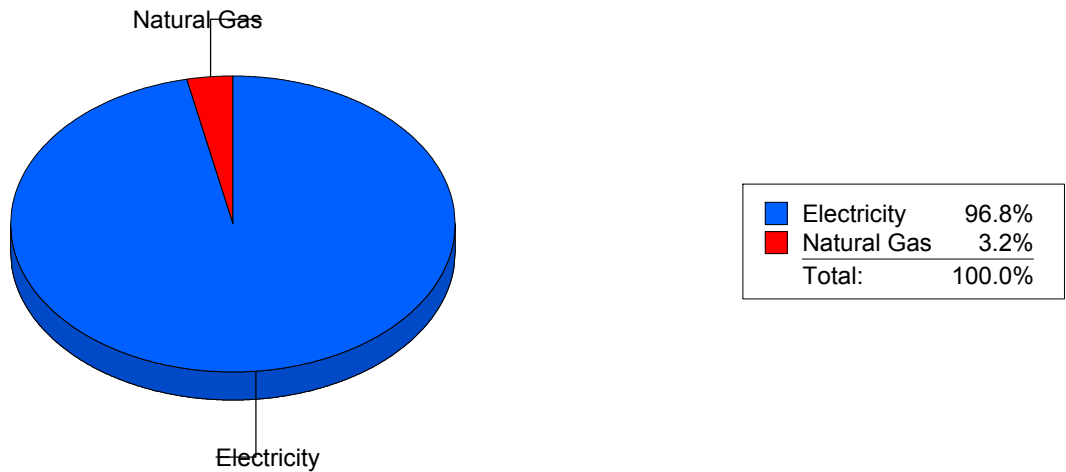
Cost Avoidance Program

Cost Summary Graph

Grouped by Energy Type

Energy Type	Use	Units	Meter Cost	Special Charges	Total Cost	Avg Unit Cost	% of Total Cost
Site: CLENDININ - CLENDININ							
Electricity	46,699	KWH	\$5,961.79	\$0.00	\$5,961.79	0.1277	96.75%
Natural Gas	236	CCF	\$200.23	\$0.00	\$200.23	0.8484	3.25%
Total Cost:			\$6,162.02	\$0.00	\$6,162.02		

For CLENDININ



Filters: Cost Center Name Not Equal To DoNotReport; Billing Period Equal To 201506All Meter CodesAll Group Names

elpaso

Energy CAP

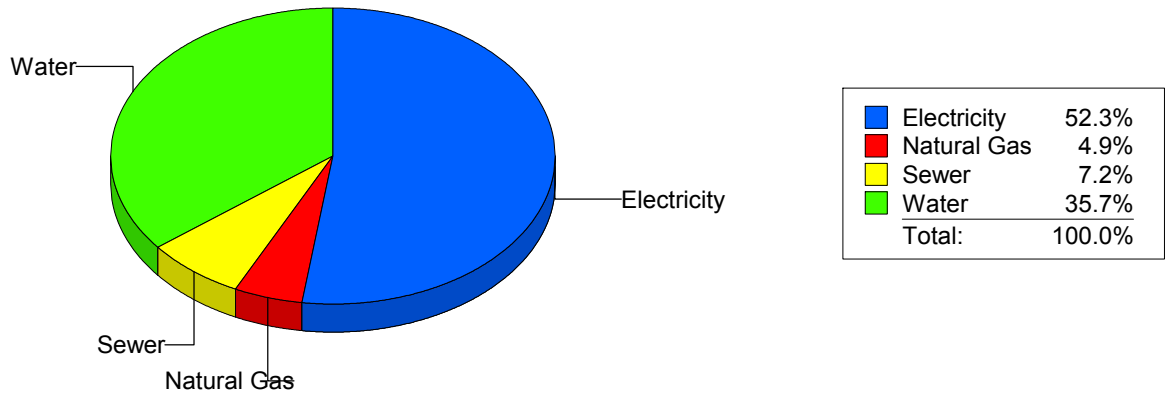
Cost Avoidance Program

Cost Summary Graph

Grouped by Energy Type

Energy Type	Use	Units	Meter Cost	Special Charges	Total Cost	Avg Unit Cost	% of Total Cost
Site: COLDWELL INTERMEDIAT - COLDWELL INTERMEDIAT							
Electricity	22,121	KWH	\$3,422.08	\$0.00	\$3,422.08	0.1547	52.31%
Natural Gas	162	CCF	\$318.25	\$0.00	\$318.25	1.9645	4.86%
Water	510	CCF	\$2,333.43	\$0.00	\$2,333.43	4.5754	35.67%
Sewer	182	CCF	\$467.91	\$0.00	\$467.91	2.5709	7.15%
Total Cost:			\$6,541.67	\$0.00	\$6,541.67		

For
COLDWELL
INTERMEDIAT



Filters: Cost Center Name Not Equal To DoNotReport; Billing Period Equal To 201506All Meter CodesAll Group Names

el paso

Energy CAP

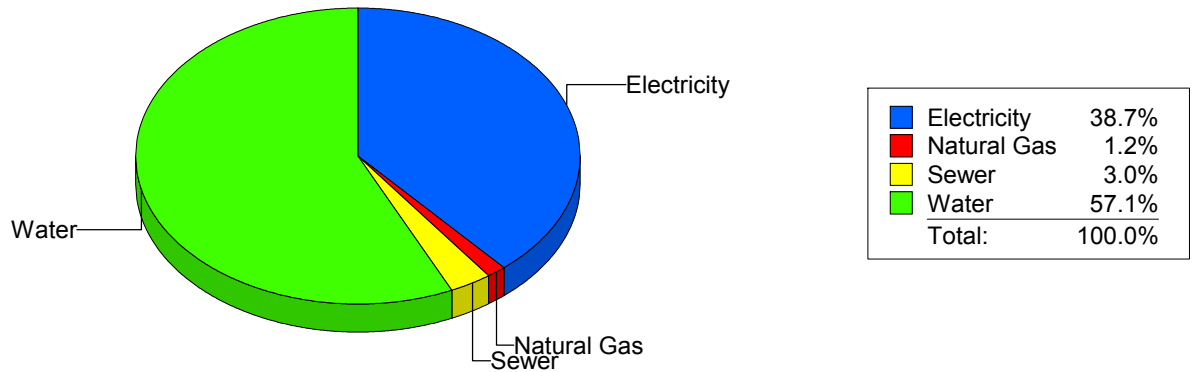
Cost Avoidance Program

Cost Summary Graph

Grouped by Energy Type

Energy Type	Use	Units	Meter Cost	Special Charges	Total Cost	Avg Unit Cost	% of Total Cost
Site: COLLINS ELEMENTARY - COLLINS ELEMENTARY							
Electricity	37,385	KWH	\$5,549.26	\$0.00	\$5,549.26	0.1484	38.72%
Natural Gas	13	CCF	\$165.84	\$0.00	\$165.84	12.7569	1.16%
Water	1,672	CCF	\$8,179.96	\$0.00	\$8,179.96	4.8923	57.08%
Sewer	184	CCF	\$434.90	\$0.00	\$434.90	2.3636	3.03%
Total Cost:			\$14,329.96	\$0.00	\$14,329.96		

For COLLINS ELEMENTARY



Filters: Cost Center Name Not Equal To DoNotReport; Billing Period Equal To 201506All Meter CodesAll Group Names

el Paso

Energy CAP

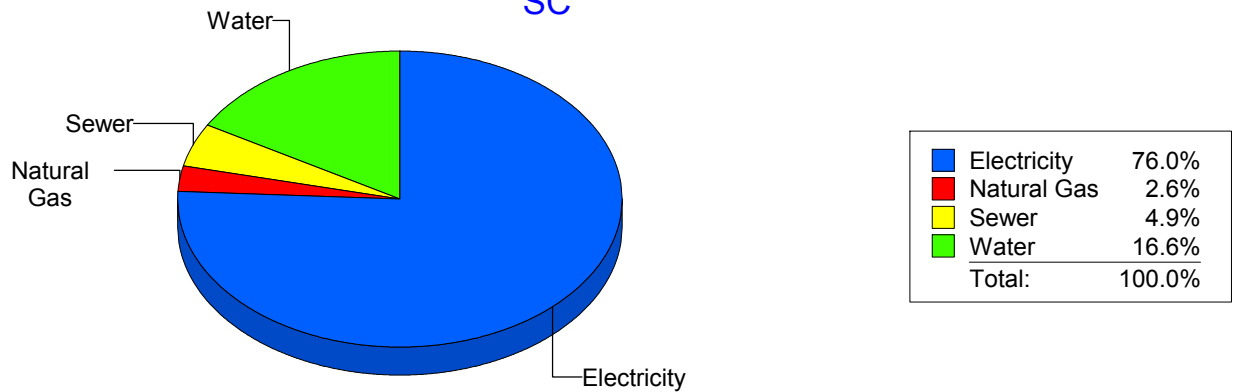
Cost Avoidance Program

Cost Summary Graph

Grouped by Energy Type

Energy Type	Use	Units	Meter Cost	Special Charges	Total Cost	Avg Unit Cost	% of Total Cost
Site: COOLEY ELEMENTARY SC - COOLEY ELEMENTARY SC							
Electricity	75,000	KWH	\$9,993.35	\$0.00	\$9,993.35	0.1332	75.95%
Natural Gas	337	CCF	\$336.93	\$0.00	\$336.93	0.9998	2.56%
Water	493	CCF	\$2,179.30	\$0.00	\$2,179.30	4.4205	16.56%
Sewer	157	CCF	\$647.46	\$0.00	\$647.46	4.1239	4.92%
Total Cost:			\$13,157.04	\$0.00	\$13,157.04		

For COOLEY
ELEMENTARY
SC



Filters: Cost Center Name Not Equal To DoNotReport; Billing Period Equal To 201506All Meter CodesAll Group Names

elpaso

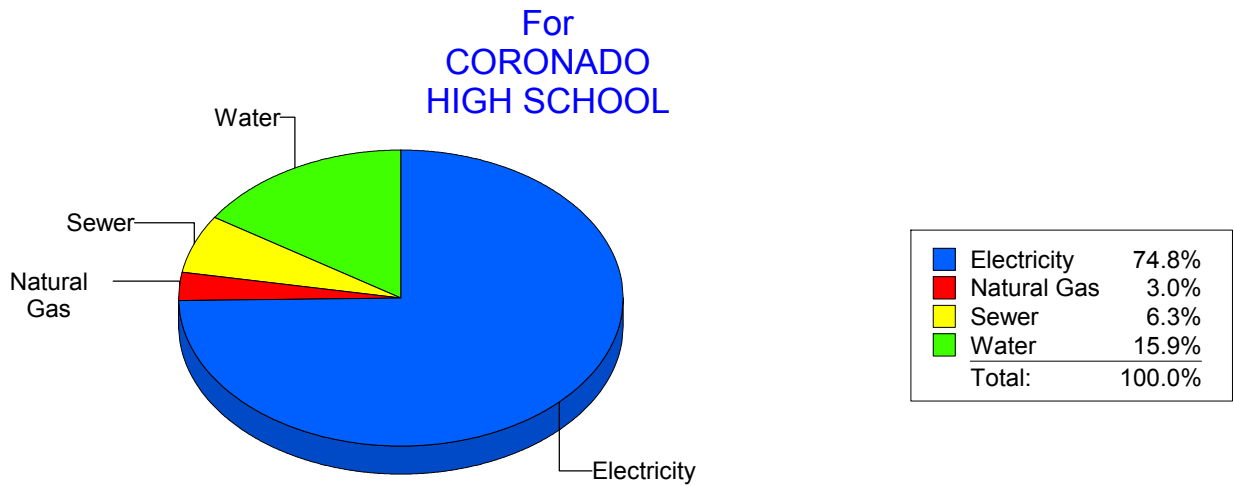
Energy CAP

Cost Avoidance Program

Cost Summary Graph

Grouped by Energy Type

Energy Type	Use	Units	Meter Cost	Special Charges	Total Cost	Avg Unit Cost	% of Total Cost
Site: CORONADO HIGH SCHOOL - CORONADO HIGH SCHOOL							
Electricity	235,572	KWH	\$27,968.29	\$0.00	\$27,968.29	0.1187	74.82%
Natural Gas	1,629	CCF	\$1,115.95	\$0.00	\$1,115.95	0.6851	2.99%
Water	3,625	CCF	\$5,929.33	\$0.00	\$5,929.33	1.6357	15.86%
Sewer	1,352	CCF	\$2,366.92	\$0.00	\$2,366.92	1.7507	6.33%
Total Cost:			\$37,380.49	\$0.00	\$37,380.49		



Filters: Cost Center Name Not Equal To DoNotReport; Billing Period Equal To 201506All Meter CodesAll Group Names

elpaso

Energy CAP

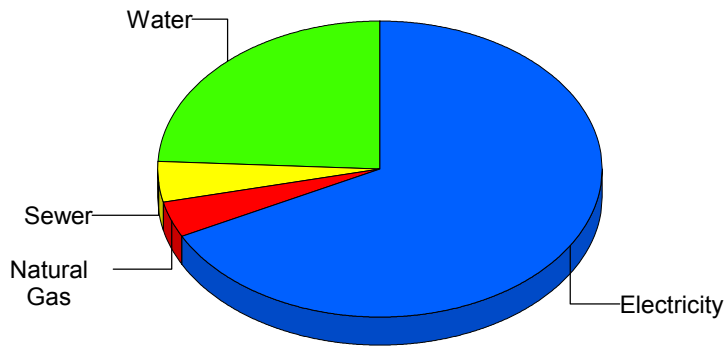
Cost Avoidance Program

Cost Summary Graph

Grouped by Energy Type

Energy Type	Use	Units	Meter Cost	Special Charges	Total Cost	Avg Unit Cost	% of Total Cost
Site: CROCKETT - CROCKETT ELEMENTARY							
Electricity	27,600	KWH	\$3,837.22	\$0.00	\$3,837.22	0.1390	67.37%
Natural Gas	274	CCF	\$221.53	\$0.00	\$221.53	0.8085	3.89%
Water	342	CCF	\$1,371.12	\$0.00	\$1,371.12	4.0091	24.07%
Sewer	85	CCF	\$265.59	\$0.00	\$265.59	3.1246	4.66%
Total Cost:			\$5,695.46	\$0.00	\$5,695.46		

For
CROCKETT
ELEMENTARY



Electricity	67.4%
Natural Gas	3.9%
Sewer	4.7%
Water	24.1%
Total:	100.0%

Filters: Cost Center Name Not Equal To DoNotReport; Billing Period Equal To 201506All Meter CodesAll Group Names

elpaso

Energy CAP

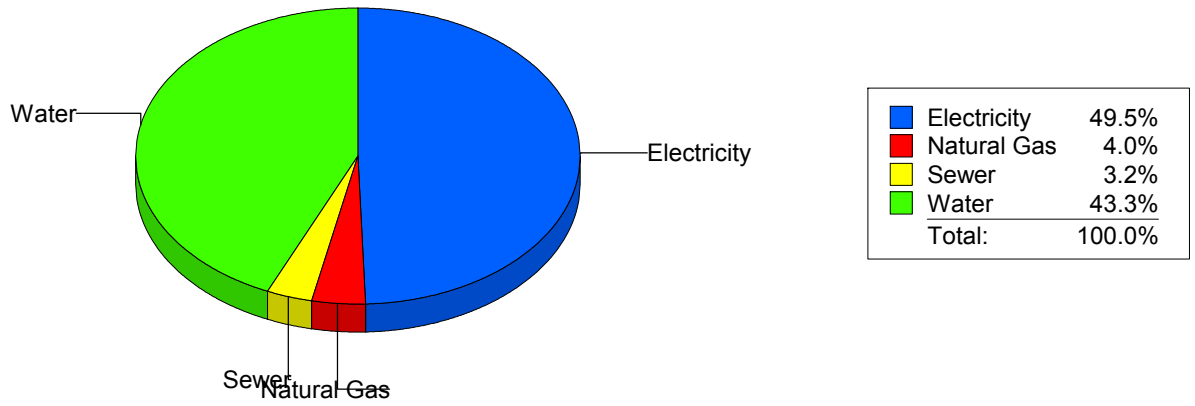
Cost Avoidance Program

Cost Summary Graph

Grouped by Energy Type

Energy Type	Use	Units	Meter Cost	Special Charges	Total Cost	Avg Unit Cost	% of Total Cost
Site: CROSBY ELEMENTARY - CROSBY ELEMENTARY							
Electricity	28,944	KWH	\$3,996.90	\$0.00	\$3,996.90	0.1381	49.51%
Natural Gas	305	CCF	\$318.99	\$0.00	\$318.99	1.0459	3.95%
Water	710	CCF	\$3,496.69	\$0.00	\$3,496.69	4.9249	43.32%
Sewer	81	CCF	\$259.63	\$0.00	\$259.63	3.2053	3.22%
Total Cost:			\$8,072.21	\$0.00	\$8,072.21		

For CROSBY ELEMENTARY



Filters: Cost Center Name Not Equal To DoNotReport; Billing Period Equal To 201506All Meter CodesAll Group Names

el paso

Energy CAP

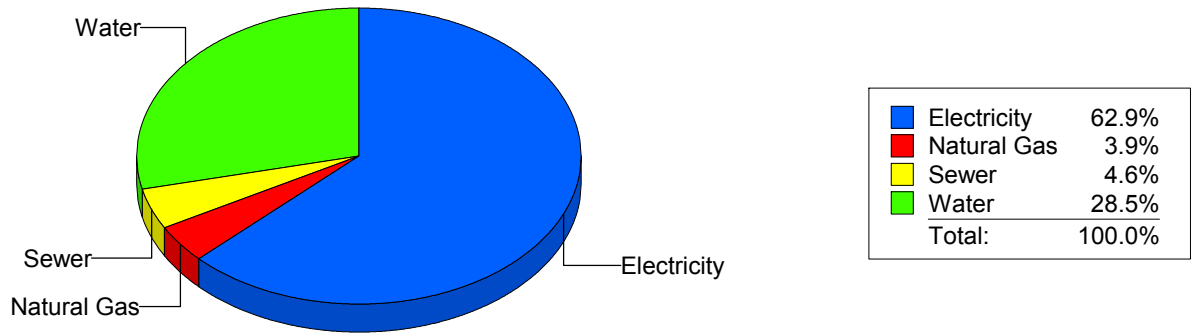
Cost Avoidance Program

Cost Summary Graph

Grouped by Energy Type

Energy Type	Use	Units	Meter Cost	Special Charges	Total Cost	Avg Unit Cost	% of Total Cost
Site: DOUGLASS ELEMENTARY - DOUGLASS ELEMENTARY							
Electricity	30,510	KWH	\$4,406.38	\$0.00	\$4,406.38	0.1444	62.89%
Natural Gas	228	CCF	\$275.83	\$0.00	\$275.83	1.2098	3.94%
Water	452	CCF	\$1,999.92	\$0.00	\$1,999.92	4.4246	28.54%
Sewer	83	CCF	\$324.19	\$0.00	\$324.19	3.9059	4.63%
Total Cost:			\$7,006.32	\$0.00	\$7,006.32		

For
DOUGLASS
ELEMENTARY



Filters: Cost Center Name Not Equal To DoNotReport; Billing Period Equal To 201506All Meter CodesAll Group Names

elpaso

Energy CAP

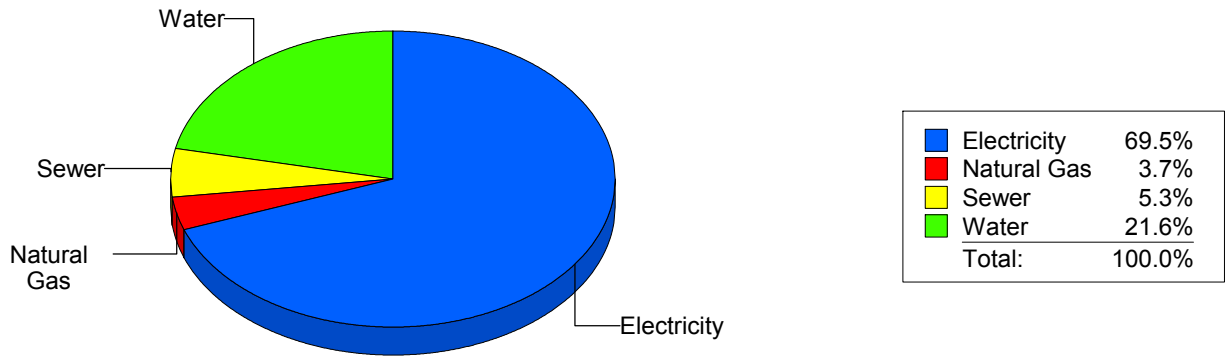
Cost Avoidance Program

Cost Summary Graph

Grouped by Energy Type

Energy Type	Use	Units	Meter Cost	Special Charges	Total Cost	Avg Unit Cost	% of Total Cost
Site: DOWELL ELEMENTARY - DOWELL ELEMENTARY							
Electricity	18,360	KWH	\$2,553.98	\$0.00	\$2,553.98	0.1391	69.52%
Natural Gas	119	CCF	\$134.42	\$0.00	\$134.42	1.1296	3.66%
Water	333	CCF	\$791.89	\$0.00	\$791.89	2.3780	21.56%
Sewer	91	CCF	\$193.38	\$0.00	\$193.38	2.1251	5.26%
Total Cost:			\$3,673.67	\$0.00	\$3,673.67		

For DOWELL ELEMENTARY



Filters: Cost Center Name Not Equal To DoNotReport; Billing Period Equal To 201506All Meter CodesAll Group Names

el Paso

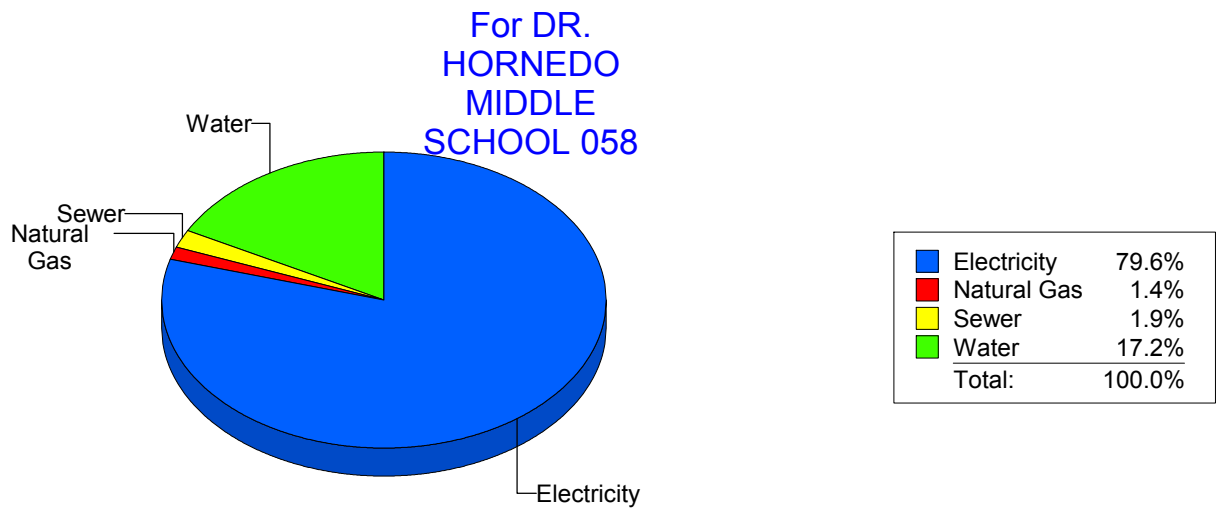
Energy CAP

Cost Avoidance Program

Cost Summary Graph

Grouped by Energy Type

Energy Type	Use	Units	Meter Cost	Special Charges	Total Cost	Avg Unit Cost	% of Total Cost
Site: DRHORNEDOMIDDLESCHOOL - DR. HORNEDO MIDDLE SCHOOL 058							
Electricity	114,778	KWH	\$17,954.65	\$0.00	\$17,954.65	0.1564	79.58%
Natural Gas	430	CCF	\$309.02	\$0.00	\$309.02	0.7187	1.37%
Water	1,002	CCF	\$3,874.18	\$0.00	\$3,874.18	3.8664	17.17%
Sewer	119	CCF	\$424.88	\$0.00	\$424.88	3.5704	1.88%
Total Cost:			\$22,562.73	\$0.00	\$22,562.73		



Filters: Cost Center Name Not Equal To DoNotReport; Billing Period Equal To 201506All Meter CodesAll Group Names

elpaso

Energy CAP

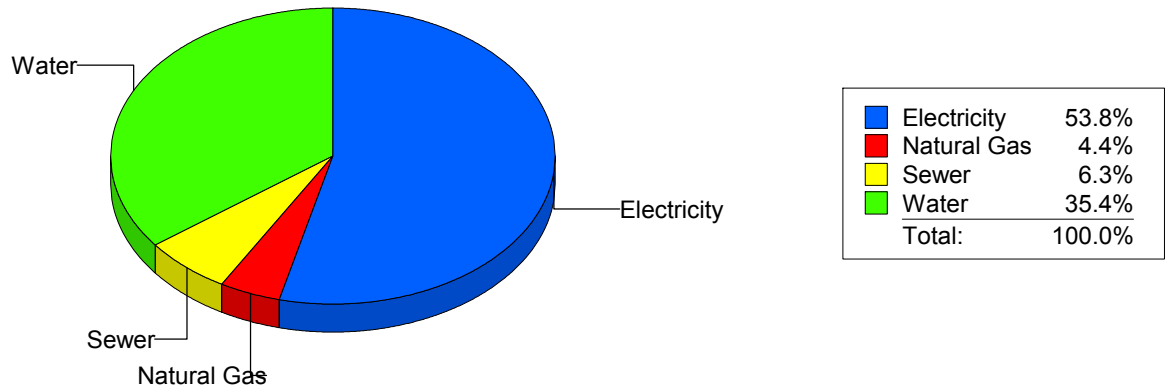
Cost Avoidance Program

Cost Summary Graph

Grouped by Energy Type

Energy Type	Use	Units	Meter Cost	Special Charges	Total Cost	Avg Unit Cost	% of Total Cost
Site: DR. L.A. NIXON ELEME - DR. L.A. NIXON ELEME							
Electricity	29,120	KWH	\$4,191.93	\$0.00	\$4,191.93	0.1440	53.83%
Natural Gas	352	CCF	\$345.34	\$0.00	\$345.34	0.9811	4.43%
Water	647	CCF	\$2,757.70	\$0.00	\$2,757.70	4.2623	35.41%
Sewer	137	CCF	\$492.13	\$0.00	\$492.13	3.5922	6.32%
Total Cost:			\$7,787.10	\$0.00	\$7,787.10		

For DR. L.A. NIXON ELEME



Filters: Cost Center Name Not Equal To DoNotReport; Billing Period Equal To 201506All Meter CodesAll Group Names

el Paso

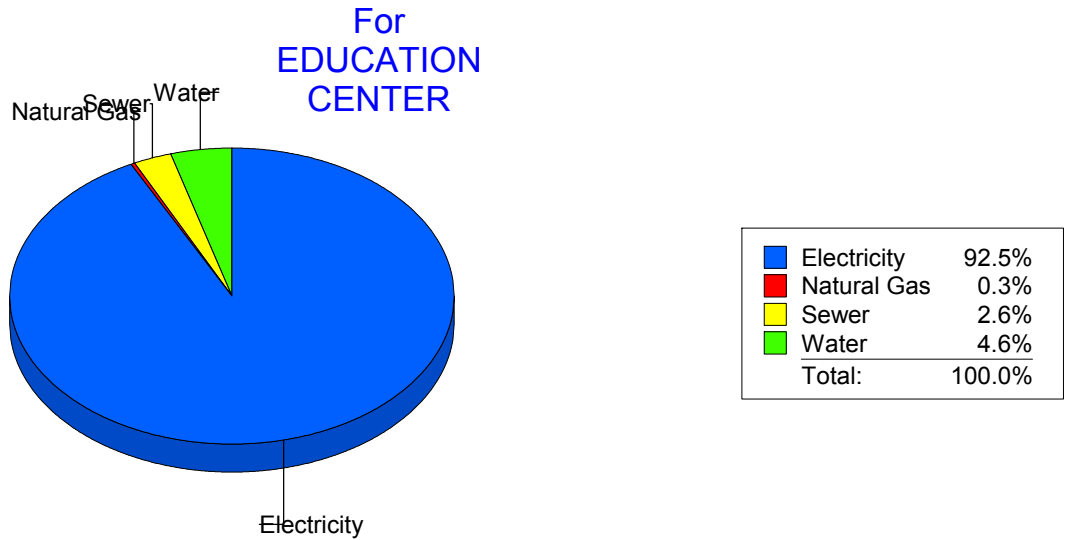
Energy CAP

Cost Avoidance Program

Cost Summary Graph

Grouped by Energy Type

Energy Type	Use	Units	Meter Cost	Special Charges	Total Cost	Avg Unit Cost	% of Total Cost
Site: EDUCATION CENTER - EDUCATION CENTER							
Electricity	320,254	KWH	\$33,065.19	\$0.00	\$33,065.19	0.1032	92.54%
Natural Gas	85	CCF	\$117.37	\$0.00	\$117.37	1.3808	0.33%
Water	623	CCF	\$1,633.03	\$0.00	\$1,633.03	2.6212	4.57%
Sewer	373	CCF	\$913.24	\$0.00	\$913.24	2.4484	2.56%
Total Cost:			\$35,728.83	\$0.00	\$35,728.83		



Filters: Cost Center Name Not Equal To DoNotReport; Billing Period Equal To 201506All Meter CodesAll Group Names

elpaso

Energy CAP

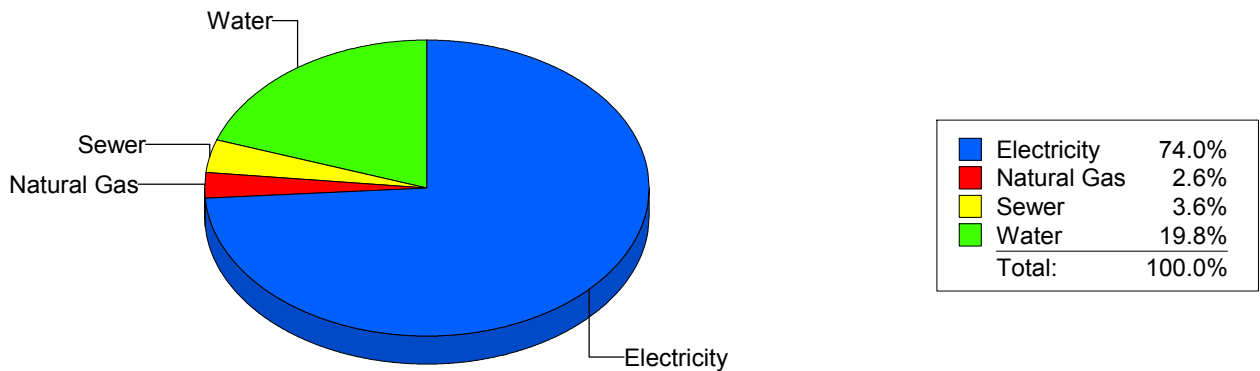
Cost Avoidance Program

Cost Summary Graph

Grouped by Energy Type

Energy Type	Use	Units	Meter Cost	Special Charges	Total Cost	Avg Unit Cost	% of Total Cost
Site: EL PASO HIGH SCHOOL - EL PASO HIGH SCHOOL							
Electricity	179,690	KWH	\$21,226.15	\$0.00	\$21,226.15	0.1181	74.00%
Natural Gas	551	CCF	\$744.78	\$0.00	\$744.78	1.3517	2.60%
Water	1,432	CCF	\$5,678.41	\$0.00	\$5,678.41	3.9654	19.80%
Sewer	355	CCF	\$1,035.04	\$0.00	\$1,035.04	2.9156	3.61%
Total Cost:			\$28,684.38	\$0.00	\$28,684.38		

For EL PASO HIGH SCHOOL



Filters: Cost Center Name Not Equal To DoNotReport; Billing Period Equal To 201506All Meter CodesAll Group Names

elpaso

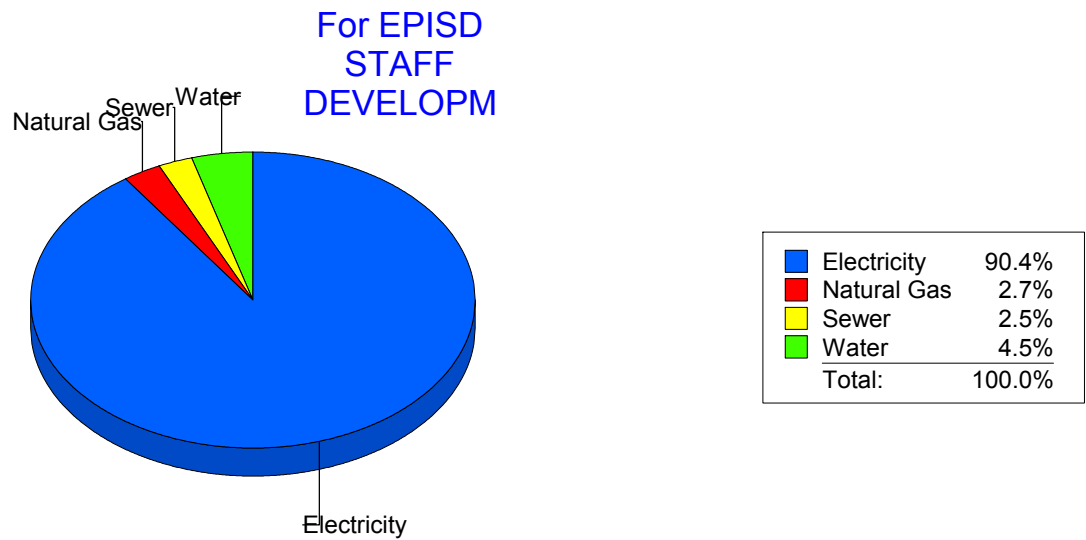
Energy CAP

Cost Avoidance Program

Cost Summary Graph

Grouped by Energy Type

Energy Type	Use	Units	Meter Cost	Special Charges	Total Cost	Avg Unit Cost	% of Total Cost
Site: EPISD STAFF DEVELOPM - EPISD STAFF DEVELOPM							
Electricity	26,000	KWH	\$2,937.95	\$0.00	\$2,937.95	0.1130	90.38%
Natural Gas	14	CCF	\$86.21	\$0.00	\$86.21	6.1579	2.65%
Water	33	CCF	\$146.46	\$0.00	\$146.46	4.4382	4.51%
Sewer	15	CCF	\$80.14	\$0.00	\$80.14	5.3427	2.47%
Total Cost:			\$3,250.76	\$0.00	\$3,250.76		



Filters: Cost Center Name Not Equal To DoNotReport; Billing Period Equal To 201506All Meter CodesAll Group Names

elpaso

Energy CAP

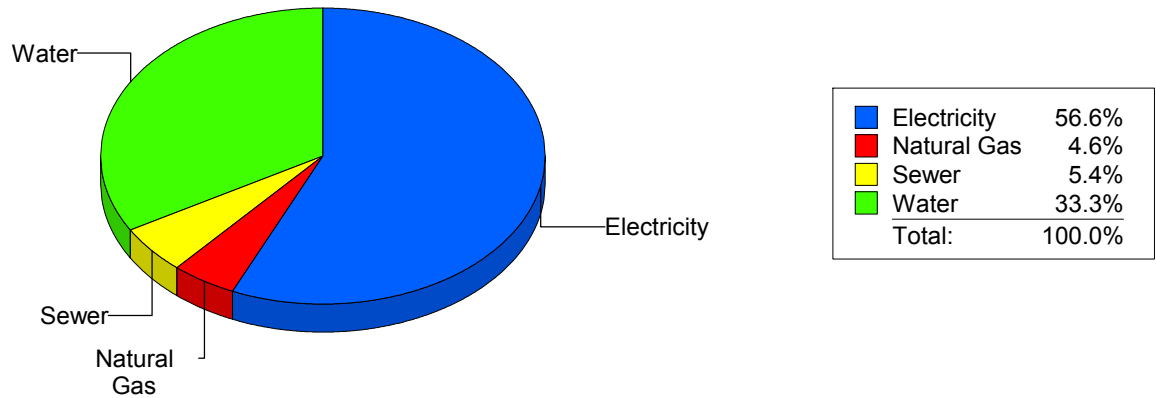
Cost Avoidance Program

Cost Summary Graph

Grouped by Energy Type

Energy Type	Use	Units	Meter Cost	Special Charges	Total Cost	Avg Unit Cost	% of Total Cost
Site: FANNIN ELEMENTARY - FANNIN ELEMENTARY							
Electricity	27,494	KWH	\$4,107.33	\$0.00	\$4,107.33	0.1494	56.64%
Natural Gas	194	CCF	\$336.81	\$0.00	\$336.81	1.7361	4.64%
Water	799	CCF	\$2,416.08	\$0.00	\$2,416.08	3.0239	33.32%
Sewer	108	CCF	\$391.13	\$0.00	\$391.13	3.6216	5.39%
Total Cost:			\$7,251.35	\$0.00	\$7,251.35		

For FANNIN ELEMENTARY



Filters: Cost Center Name Not Equal To DoNotReport; Billing Period Equal To 201506All Meter CodesAll Group Names

el paso

Energy CAP

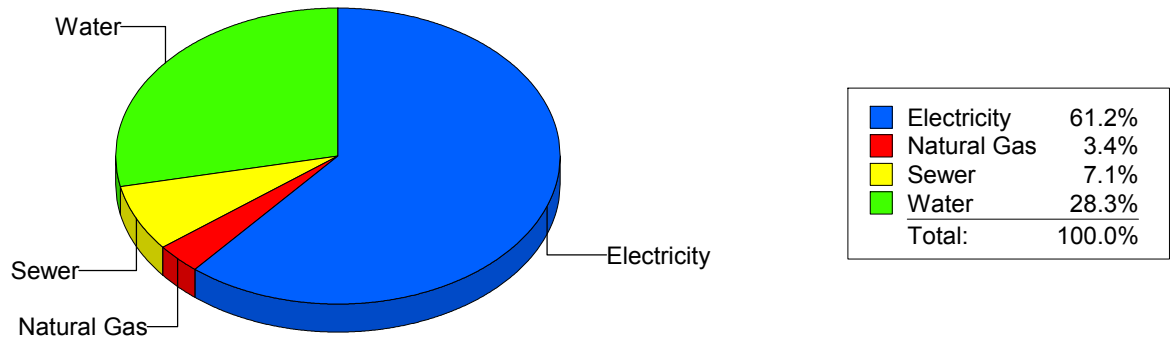
Cost Avoidance Program

Cost Summary Graph

Grouped by Energy Type

Energy Type	Use	Units	Meter Cost	Special Charges	Total Cost	Avg Unit Cost	% of Total Cost
Site: FINE ARTS/MULTIMEDIA - FINE ARTS/MULTIMEDIA							
Electricity	11,732	KWH	\$1,453.82	\$0.00	\$1,453.82	0.1239	61.15%
Natural Gas	1	CCF	\$80.51	\$0.00	\$80.51	80.5100	3.39%
Water	206	CCF	\$673.65	\$0.00	\$673.65	3.2701	28.34%
Sewer	67	CCF	\$169.30	\$0.00	\$169.30	2.5269	7.12%
Total Cost:			\$2,377.28	\$0.00	\$2,377.28		

For FINE ARTS/MULTIMEDIA



Filters: Cost Center Name Not Equal To DoNotReport; Billing Period Equal To 201506All Meter CodesAll Group Names

elpaso

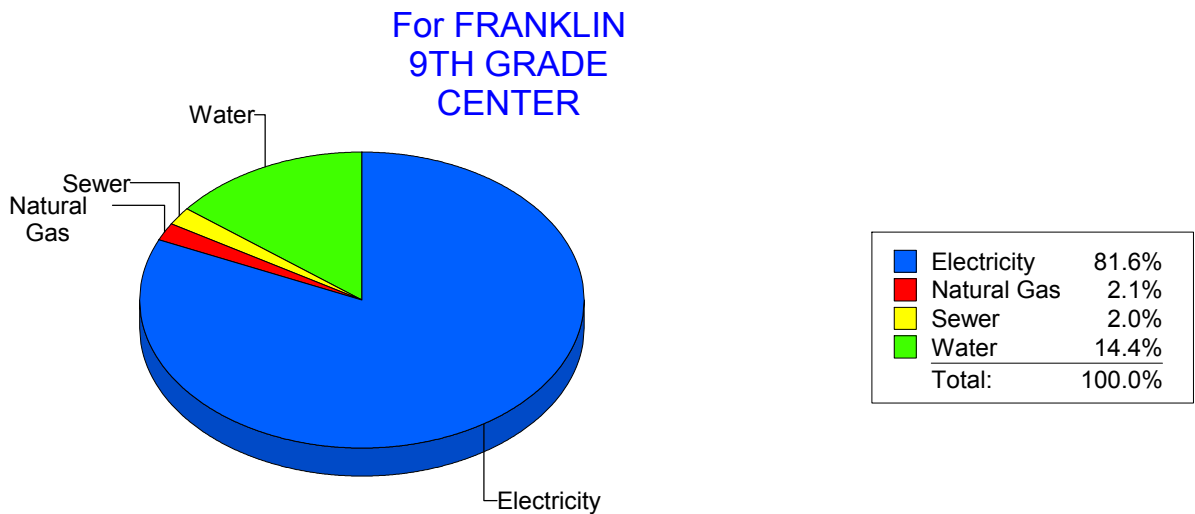
Energy CAP

Cost Avoidance Program

Cost Summary Graph

Grouped by Energy Type

Energy Type	Use	Units	Meter Cost	Special Charges	Total Cost	Avg Unit Cost	% of Total Cost
Site: FRANKLIN9THGRADECENTER - FRANKLIN 9TH GRADE CENTER							
Electricity	125,000	KWH	\$15,496.89	\$0.00	\$15,496.89	0.1240	81.56%
Natural Gas	588	CCF	\$395.75	\$0.00	\$395.75	0.6730	2.08%
Water	1,865	CCF	\$2,728.46	\$0.00	\$2,728.46	1.4630	14.36%
Sewer	89	CCF	\$380.18	\$0.00	\$380.18	4.2717	2.00%
Total Cost:			\$19,001.28	\$0.00	\$19,001.28		



Filters: Cost Center Name Not Equal To DoNotReport; Billing Period Equal To 201506All Meter CodesAll Group Names

elpaso

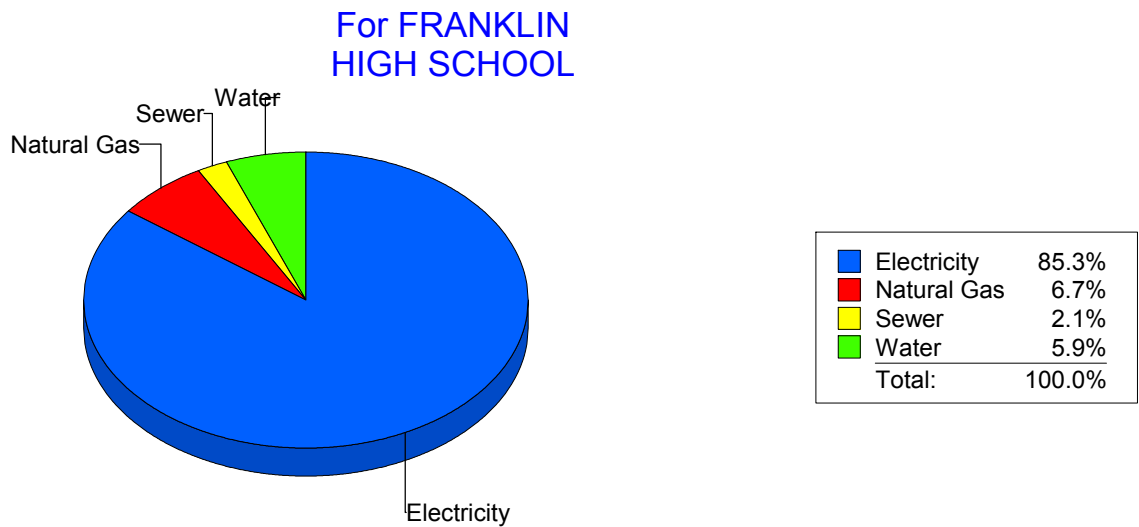
Energy CAP

Cost Avoidance Program

Cost Summary Graph

Grouped by Energy Type

Energy Type	Use	Units	Meter Cost	Special Charges	Total Cost	Avg Unit Cost	% of Total Cost
Site: FRANKLIN HIGH SCHOOL - FRANKLIN HIGH SCHOOL							
Electricity	301,426	KWH	\$32,483.48	\$0.00	\$32,483.48	0.1078	85.30%
Natural Gas	4,488	CCF	\$2,557.73	\$0.00	\$2,557.73	0.5699	6.72%
Water	853	CCF	\$2,237.40	\$0.00	\$2,237.40	2.6230	5.88%
Sewer	372	CCF	\$801.85	\$0.00	\$801.85	2.1555	2.11%
Total Cost:			\$38,080.46	\$0.00	\$38,080.46		



Filters: Cost Center Name Not Equal To DoNotReport; Billing Period Equal To 201506All Meter CodesAll Group Names

el paso

Energy CAP

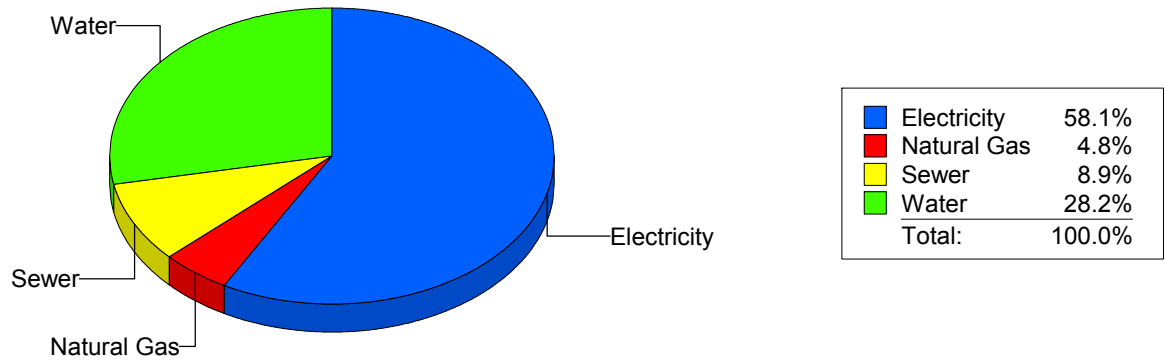
Cost Avoidance Program

Cost Summary Graph

Grouped by Energy Type

Energy Type	Use	Units	Meter Cost	Special Charges	Total Cost	Avg Unit Cost	% of Total Cost
Site: GREEN ELEMENTARY SCH - GREEN ELEMENTARY SCH							
Electricity	27,900	KWH	\$3,709.88	\$0.00	\$3,709.88	0.1330	58.13%
Natural Gas	285	CCF	\$307.79	\$0.00	\$307.79	1.0800	4.82%
Water	508	CCF	\$1,797.00	\$0.00	\$1,797.00	3.5374	28.16%
Sewer	168	CCF	\$567.36	\$0.00	\$567.36	3.3771	8.89%
Total Cost:			\$6,382.03	\$0.00	\$6,382.03		

For GREEN ELEMENTARY SCH



Filters: Cost Center Name Not Equal To DoNotReport; Billing Period Equal To 201506All Meter CodesAll Group Names

elpaso

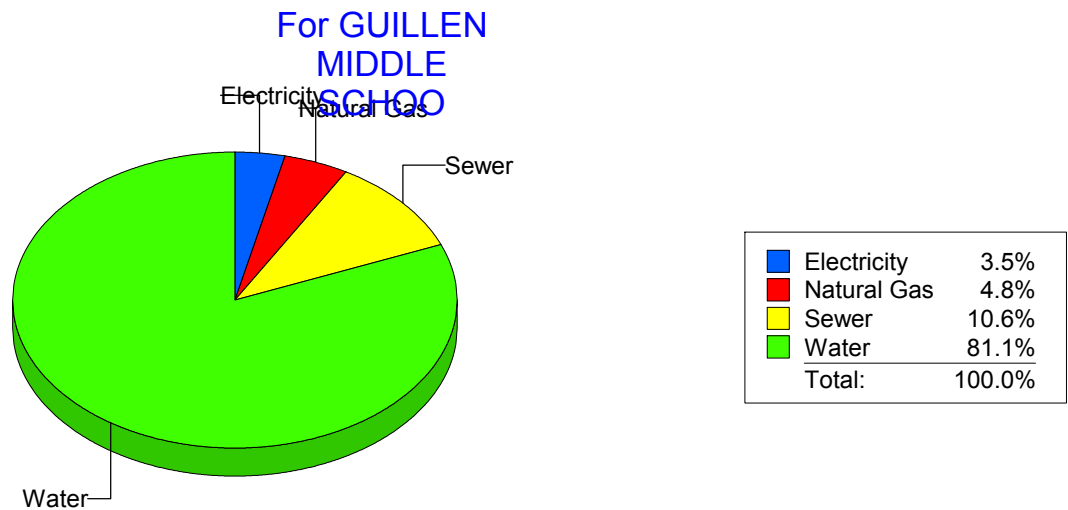
Energy CAP

Cost Avoidance Program

Cost Summary Graph

Grouped by Energy Type

Energy Type	Use	Units	Meter Cost	Special Charges	Total Cost	Avg Unit Cost	% of Total Cost
Site: GUILLEN MIDDLE SCHOO - GUILLEN MIDDLE SCHOO							
Electricity	1,832	KWH	\$225.16	\$0.00	\$225.16	0.1229	3.49%
Natural Gas	292	CCF	\$311.71	\$0.00	\$311.71	1.0675	4.83%
Water	1,617	CCF	\$5,229.67	\$0.00	\$5,229.67	3.2342	81.08%
Sewer	304	CCF	\$683.17	\$0.00	\$683.17	2.2473	10.59%
Total Cost:			\$6,449.71	\$0.00	\$6,449.71		



Filters: Cost Center Name Not Equal To DoNotReport; Billing Period Equal To 201506All Meter CodesAll Group Names

elpaso

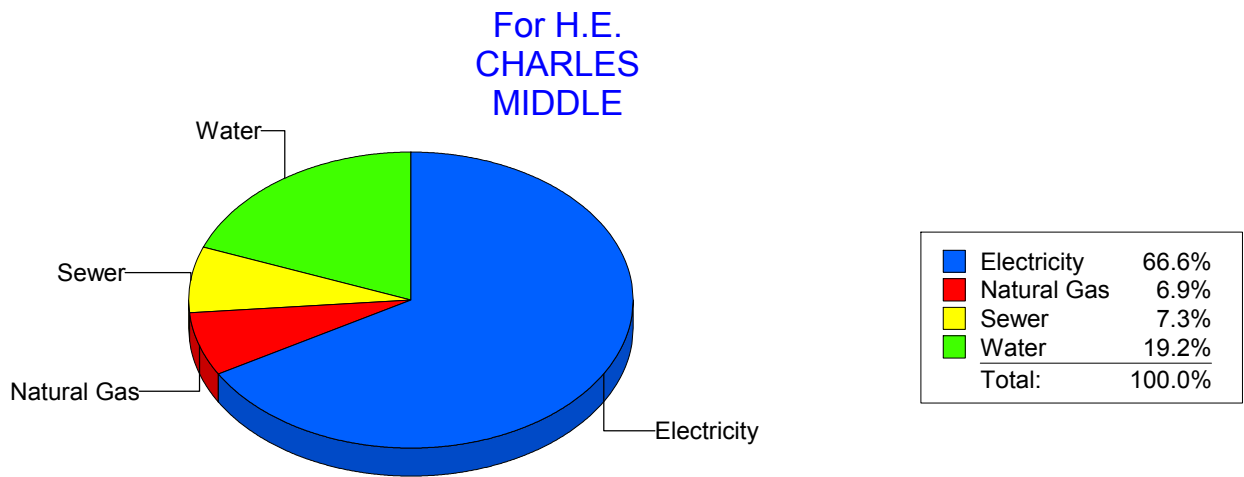
Energy CAP

Cost Avoidance Program

Cost Summary Graph

Grouped by Energy Type

Energy Type	Use	Units	Meter Cost	Special Charges	Total Cost	Avg Unit Cost	% of Total Cost
Site: H.E. CHARLES MIDDLE - H.E. CHARLES MIDDLE							
Electricity	76,064	KWH	\$10,495.96	\$0.00	\$10,495.96	0.1380	66.62%
Natural Gas	1,712	CCF	\$1,081.66	\$0.00	\$1,081.66	0.6318	6.87%
Water	1,280	CCF	\$3,029.78	\$0.00	\$3,029.78	2.3670	19.23%
Sewer	604	CCF	\$1,147.53	\$0.00	\$1,147.53	1.8999	7.28%
Total Cost:			\$15,754.93	\$0.00	\$15,754.93		



Filters: Cost Center Name Not Equal To DoNotReport; Billing Period Equal To 201506All Meter CodesAll Group Names

el Paso

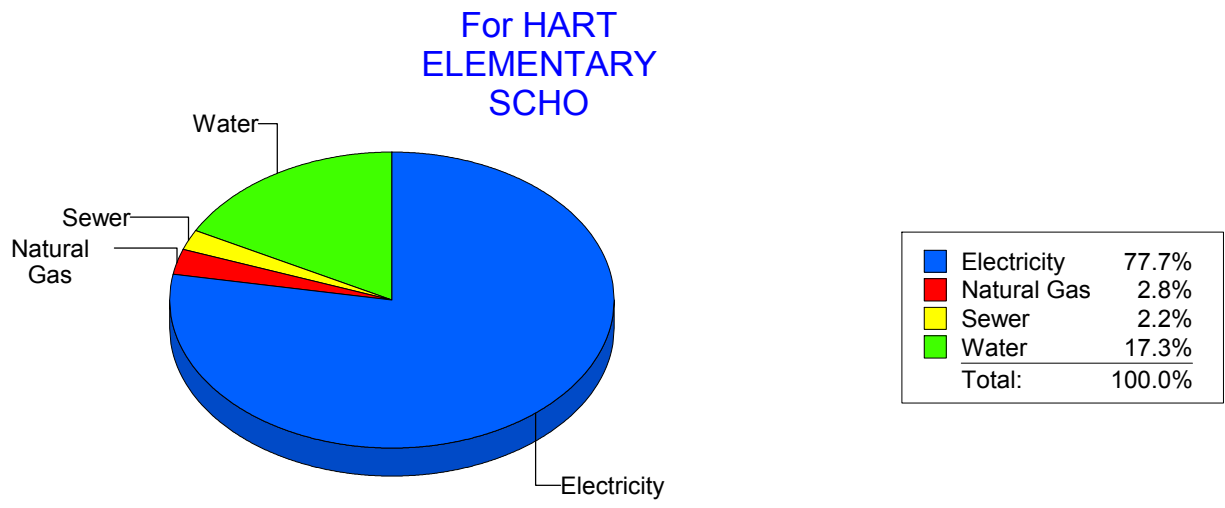
Energy CAP

Cost Avoidance Program

Cost Summary Graph

Grouped by Energy Type

Energy Type	Use	Units	Meter Cost	Special Charges	Total Cost	Avg Unit Cost	% of Total Cost
Site: HART ELEMENTARY SCHO - HART ELEMENTARY SCHO							
Electricity	56,880	KWH	\$8,256.29	\$0.00	\$8,256.29	0.1452	77.65%
Natural Gas	416	CCF	\$301.19	\$0.00	\$301.19	0.7240	2.83%
Water	450	CCF	\$1,838.07	\$0.00	\$1,838.07	4.0846	17.29%
Sewer	51	CCF	\$236.73	\$0.00	\$236.73	4.6418	2.23%
Total Cost:			\$10,632.28	\$0.00	\$10,632.28		



Filters: Cost Center Name Not Equal To DoNotReport; Billing Period Equal To 201506All Meter CodesAll Group Names

elpaso

Energy CAP

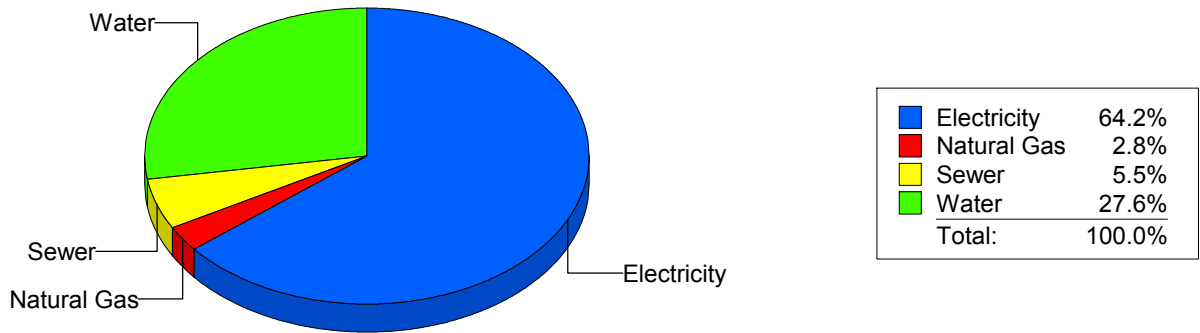
Cost Avoidance Program

Cost Summary Graph

Grouped by Energy Type

Energy Type	Use	Units	Meter Cost	Special Charges	Total Cost	Avg Unit Cost	% of Total Cost
Site: HAWKINS ELEMENTARY S - HAWKINS ELEMENTARY S							
Electricity	19,237	KWH	\$2,716.32	\$0.00	\$2,716.32	0.1412	64.19%
Natural Gas	85	CCF	\$117.37	\$0.00	\$117.37	1.3808	2.77%
Water	273	CCF	\$1,166.37	\$0.00	\$1,166.37	4.2724	27.56%
Sewer	62	CCF	\$231.32	\$0.00	\$231.32	3.7310	5.47%
Total Cost:			\$4,231.38	\$0.00	\$4,231.38		

For HAWKINS
ELEMENTARY
S



Filters: Cost Center Name Not Equal To DoNotReport; Billing Period Equal To 201506All Meter CodesAll Group Names

elpaso

Energy CAP

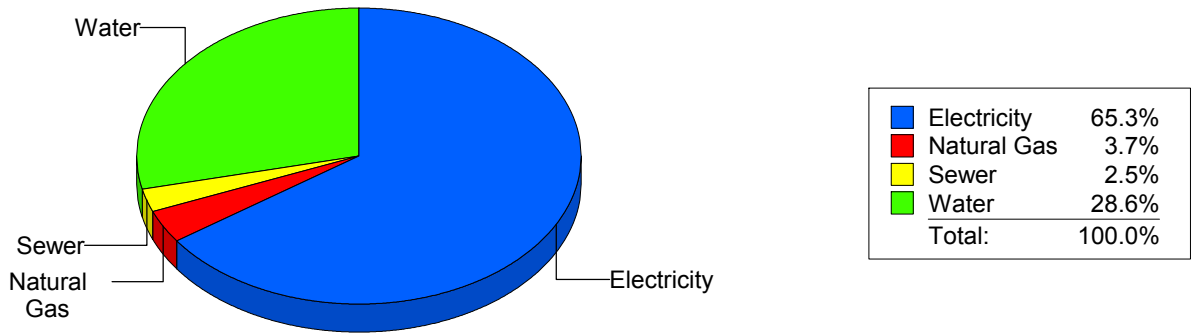
Cost Avoidance Program

Cost Summary Graph

Grouped by Energy Type

Energy Type	Use	Units	Meter Cost	Special Charges	Total Cost	Avg Unit Cost	% of Total Cost
Site: HENDERSON MIDDLE SCH - HENDERSON MIDDLE SCH							
Electricity	43,972	KWH	\$6,539.62	\$0.00	\$6,539.62	0.1487	65.32%
Natural Gas	534	CCF	\$366.63	\$0.00	\$366.63	0.6866	3.66%
Water	668	CCF	\$2,860.10	\$0.00	\$2,860.10	4.2816	28.57%
Sewer	118	CCF	\$245.29	\$0.00	\$245.29	2.0787	2.45%
Total Cost:			\$10,011.64	\$0.00	\$10,011.64		

For
HENDERSON
MIDDLE SCH



Filters: Cost Center Name Not Equal To DoNotReport; Billing Period Equal To 201506All Meter CodesAll Group Names

el paso

Energy CAP

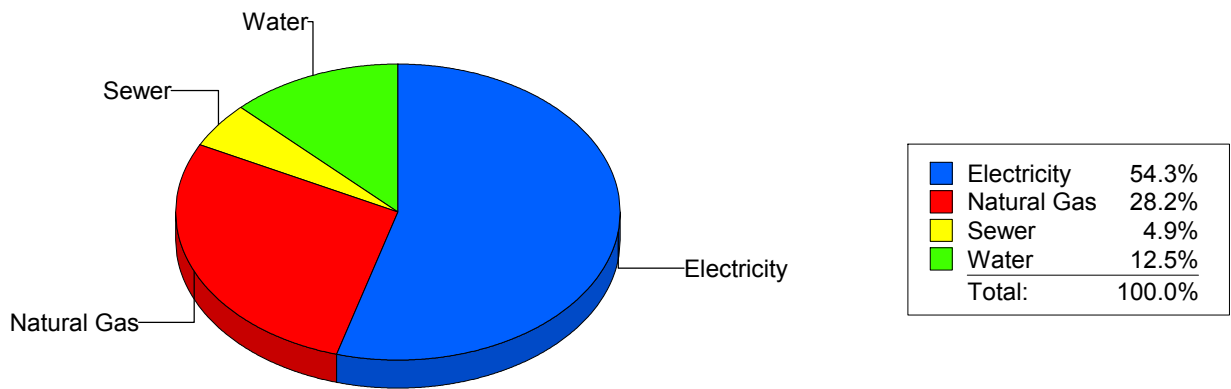
Cost Avoidance Program

Cost Summary Graph

Grouped by Energy Type

Energy Type	Use	Units	Meter Cost	Special Charges	Total Cost	Avg Unit Cost	% of Total Cost
Site: HERCULES COTTAGES - HERCULES COTTAGES							
Electricity		5,132 KWH	\$831.99	\$0.00	\$831.99	0.1621	54.33%
Natural Gas		73 CCF	\$432.39	\$0.00	\$432.39	5.9232	28.24%
Water		46 CCF	\$191.23	\$0.00	\$191.23	4.1572	12.49%
Sewer		27 CCF	\$75.63	\$0.00	\$75.63	2.8011	4.94%
Total Cost:			\$1,531.24	\$0.00	\$1,531.24		

For HERCULES COTTAGES



Filters: Cost Center Name Not Equal To DoNotReport; Billing Period Equal To 201506All Meter CodesAll Group Names

elpaso

Energy CAP

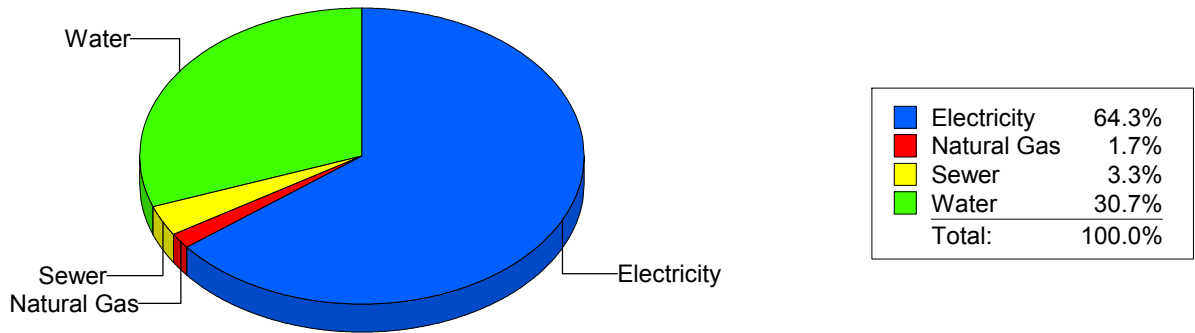
Cost Avoidance Program

Cost Summary Graph

Grouped by Energy Type

Energy Type	Use	Units	Meter Cost	Special Charges	Total Cost	Avg Unit Cost	% of Total Cost
Site: HERRERA - HERRERA ELEMENTARY							
Electricity	64,800	KWH	\$8,768.66	\$0.00	\$8,768.66	0.1353	64.33%
Natural Gas	290	CCF	\$230.51	\$0.00	\$230.51	0.7949	1.69%
Water	150	CCF	\$4,183.58	\$0.00	\$4,183.58	27.8905	30.69%
Sewer	135	CCF	\$448.72	\$0.00	\$448.72	3.3239	3.29%
Total Cost:			\$13,631.47	\$0.00	\$13,631.47		

For HERRERA ELEMENTARY



Filters: Cost Center Name Not Equal To DoNotReport; Billing Period Equal To 201506All Meter CodesAll Group Names

elpaso

Energy CAP

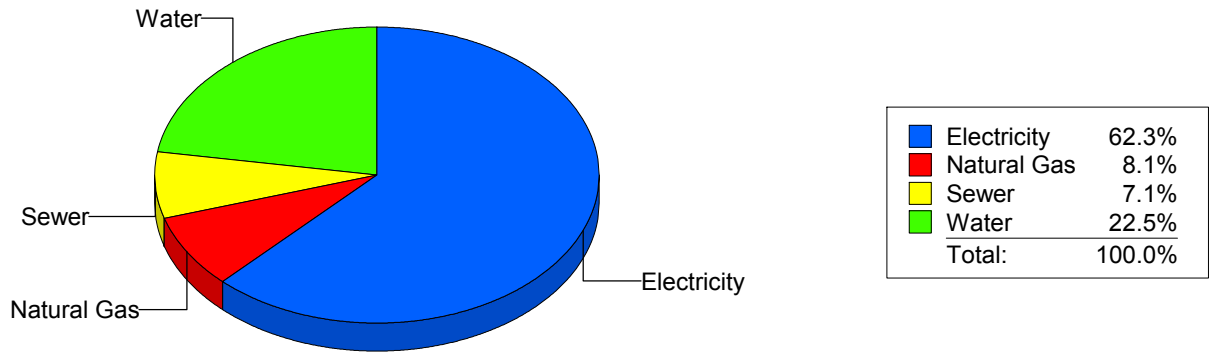
Cost Avoidance Program

Cost Summary Graph

Grouped by Energy Type

Energy Type	Use	Units	Meter Cost	Special Charges	Total Cost	Avg Unit Cost	% of Total Cost
Site: HILLSIDE ELEMENTARY - HILLSIDE ELEMENTARY							
Electricity	29,017	KWH	\$3,424.95	\$0.00	\$3,424.95	0.1180	62.31%
Natural Gas	266	CCF	\$444.91	\$0.00	\$444.91	1.6726	8.09%
Water	344	CCF	\$1,234.29	\$0.00	\$1,234.29	3.5881	22.45%
Sewer	109	CCF	\$392.62	\$0.00	\$392.62	3.6020	7.14%
Total Cost:			\$5,496.77	\$0.00	\$5,496.77		

For HILLSIDE ELEMENTARY



Filters: Cost Center Name Not Equal To DoNotReport; Billing Period Equal To 201506All Meter CodesAll Group Names

elpaso

Energy CAP

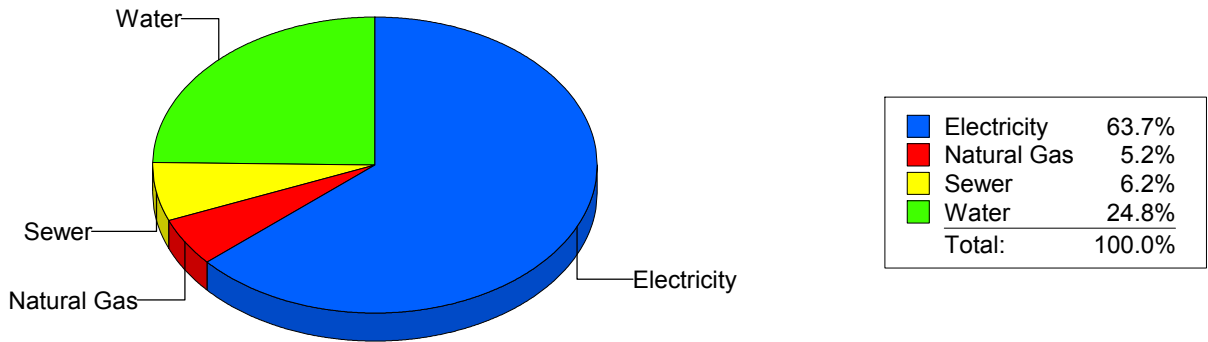
Cost Avoidance Program

Cost Summary Graph

Grouped by Energy Type

Energy Type	Use	Units	Meter Cost	Special Charges	Total Cost	Avg Unit Cost	% of Total Cost
Site: HOUSTON INTERMEDIATE - HOUSTON INTERMEDIATE							
Electricity	30,400	KWH	\$3,716.98	\$0.00	\$3,716.98	0.1223	63.73%
Natural Gas	133	CCF	\$302.60	\$0.00	\$302.60	2.2752	5.19%
Water	320	CCF	\$1,448.76	\$0.00	\$1,448.76	4.5274	24.84%
Sewer	82	CCF	\$364.19	\$0.00	\$364.19	4.4413	6.24%
Total Cost:			\$5,832.53	\$0.00	\$5,832.53		

For HOUSTON INTERMEDIATE



Filters: Cost Center Name Not Equal To DoNotReport; Billing Period Equal To 201506All Meter CodesAll Group Names

el paso

Energy CAP

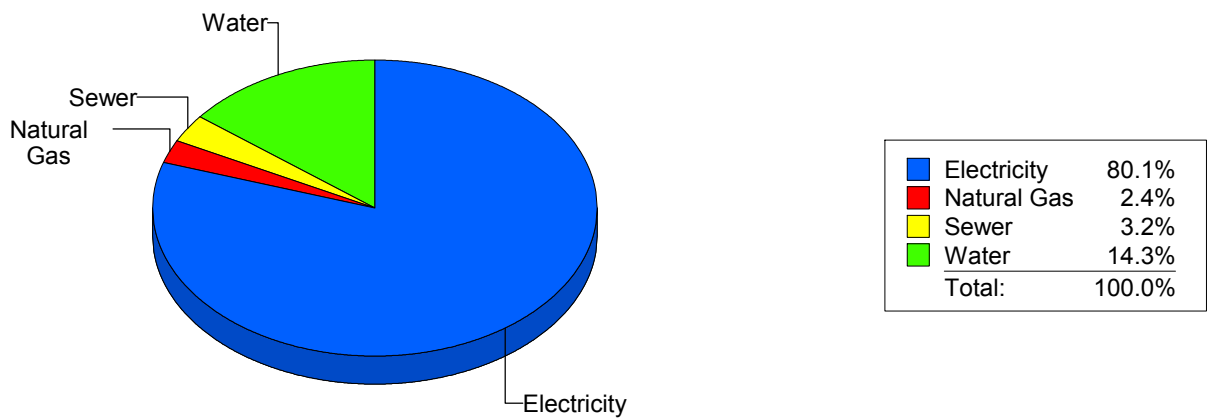
Cost Avoidance Program

Cost Summary Graph

Grouped by Energy Type

Energy Type	Use	Units	Meter Cost	Special Charges	Total Cost	Avg Unit Cost	% of Total Cost
Site: MOYE - HR MOYE							
Electricity	58,320	KWH	\$9,012.61	\$0.00	\$9,012.61	0.1545	80.09%
Natural Gas	355	CCF	\$266.76	\$0.00	\$266.76	0.7514	2.37%
Water	312	CCF	\$1,614.71	\$0.00	\$1,614.71	5.1754	14.35%
Sewer	75	CCF	\$359.32	\$0.00	\$359.32	4.7909	3.19%
Total Cost:			\$11,253.40	\$0.00	\$11,253.40		

For HR MOYE



Filters: Cost Center Name Not Equal To DoNotReport; Billing Period Equal To 201506All Meter CodesAll Group Names

elpaso

Energy CAP

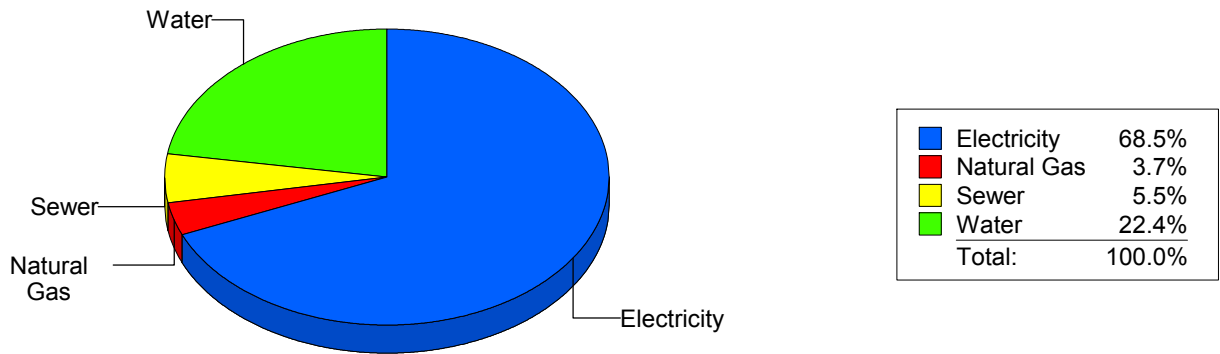
Cost Avoidance Program

Cost Summary Graph

Grouped by Energy Type

Energy Type	Use	Units	Meter Cost	Special Charges	Total Cost	Avg Unit Cost	% of Total Cost
Site: HUGHEY ELEMENTARY SC - HUGHEY ELEMENTARY SC							
Electricity	43,662	KWH	\$6,463.68	\$0.00	\$6,463.68	0.1480	68.47%
Natural Gas	220	CCF	\$345.31	\$0.00	\$345.31	1.5696	3.66%
Water	527	CCF	\$2,111.97	\$0.00	\$2,111.97	4.0075	22.37%
Sewer	147	CCF	\$518.71	\$0.00	\$518.71	3.5286	5.50%
Total Cost:			\$9,439.67	\$0.00	\$9,439.67		

For HUGHEY
ELEMENTARY
SC



Filters: Cost Center Name Not Equal To DoNotReport; Billing Period Equal To 201506All Meter CodesAll Group Names

elpaso

Energy CAP

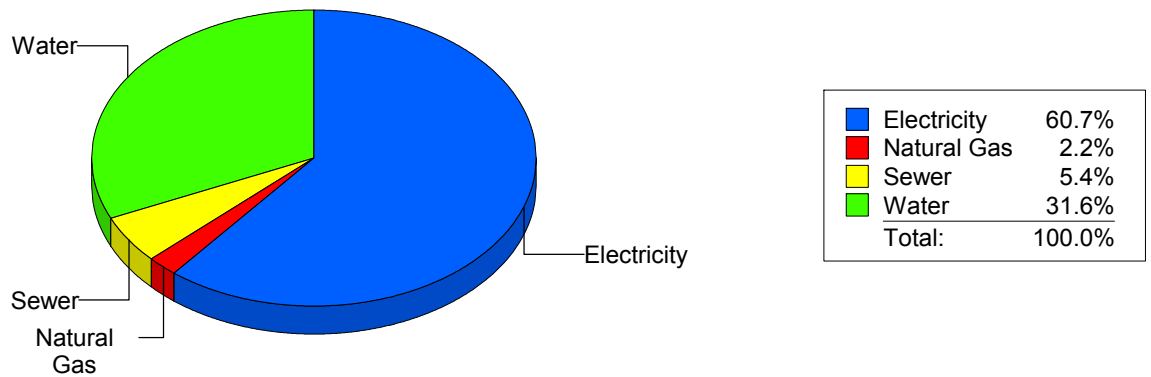
Cost Avoidance Program

Cost Summary Graph

Grouped by Energy Type

Energy Type	Use	Units	Meter Cost	Special Charges	Total Cost	Avg Unit Cost	% of Total Cost
Site: IRVIN HIGH SCHOOL - IRVIN HIGH SCHOOL							
Electricity	106,536	KWH	\$13,716.38	\$0.00	\$13,716.38	0.1287	60.74%
Natural Gas	634	CCF	\$500.65	\$0.00	\$500.65	0.7897	2.22%
Water	2,306	CCF	\$7,139.43	\$0.00	\$7,139.43	3.0960	31.62%
Sewer	714	CCF	\$1,224.60	\$0.00	\$1,224.60	1.7151	5.42%
Total Cost:			\$22,581.06	\$0.00	\$22,581.06		

For IRVIN HIGH SCHOOL



Filters: Cost Center Name Not Equal To DoNotReport; Billing Period Equal To 201506All Meter CodesAll Group Names

elpaso

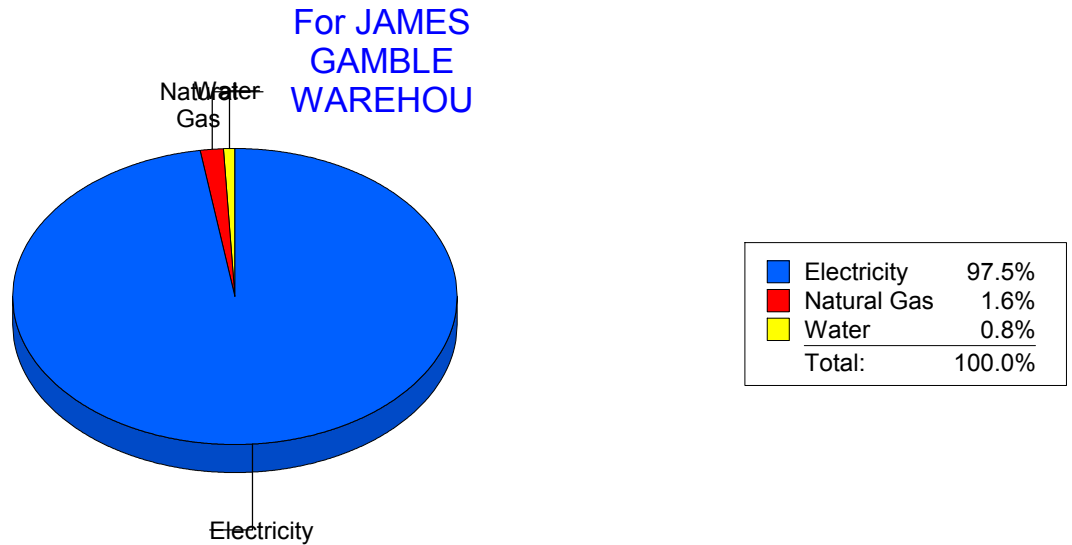
Energy CAP

Cost Avoidance Program

Cost Summary Graph

Grouped by Energy Type

Energy Type	Use	Units	Meter Cost	Special Charges	Total Cost	Avg Unit Cost	% of Total Cost
Site: JAMES GAMBLE WAREHOU - JAMES GAMBLE WAREHOU							
Electricity	38,900	KWH	\$5,034.87	\$0.00	\$5,034.87	0.1294	97.53%
Natural Gas	11	CCF	\$84.87	\$0.00	\$84.87	7.7155	1.64%
Water	0	CCF	\$42.47	\$0.00	\$42.47	0.0000	0.82%
Total Cost:			\$5,162.21	\$0.00	\$5,162.21		



Filters: Cost Center Name Not Equal To DoNotReport; Billing Period Equal To 201506All Meter CodesAll Group Names

el Paso

Energy CAP

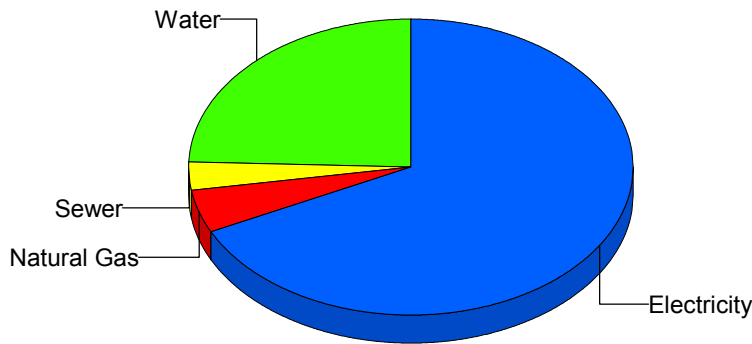
Cost Avoidance Program

Cost Summary Graph

Grouped by Energy Type

Energy Type	Use	Units	Meter Cost	Special Charges	Total Cost	Avg Unit Cost	% of Total Cost
Site: JEFFERSON HIGH SCHOOL - JEFFERSON HIGH SCHOOL							
Electricity	127,889	KWH	\$15,030.23	\$0.00	\$15,030.23	0.1175	67.78%
Natural Gas	806	CCF	\$1,039.14	\$0.00	\$1,039.14	1.2893	4.69%
Water	1,578	CCF	\$5,425.50	\$0.00	\$5,425.50	3.4382	24.47%
Sewer	197	CCF	\$679.83	\$0.00	\$679.83	3.4509	3.07%
Total Cost:			\$22,174.70	\$0.00	\$22,174.70		

For
JEFFERSON
HIGH SCHOOL



Electricity	67.8%
Natural Gas	4.7%
Sewer	3.1%
Water	24.5%
Total:	100.0%

Filters: Cost Center Name Not Equal To DoNotReport; Billing Period Equal To 201506All Meter CodesAll Group Names

elpaso

Energy CAP

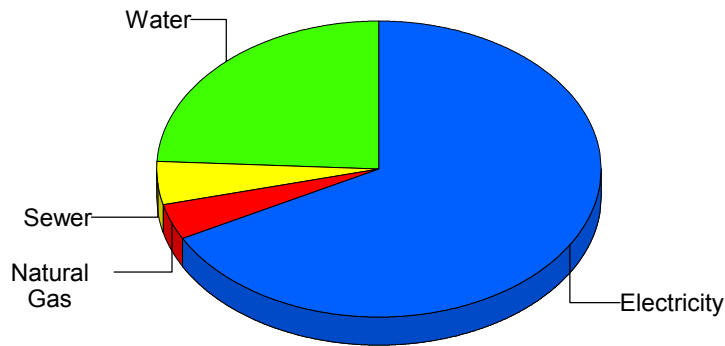
Cost Avoidance Program

Cost Summary Graph

Grouped by Energy Type

Energy Type	Use	Units	Meter Cost	Special Charges	Total Cost	Avg Unit Cost	% of Total Cost
Site: KOHLBERG ELEMENTARY - KOHLBERG ELEMENTARY							
Electricity	42,480	KWH	\$6,394.29	\$0.00	\$6,394.29	0.1505	67.15%
Natural Gas	391	CCF	\$367.23	\$0.00	\$367.23	0.9392	3.86%
Water	615	CCF	\$2,295.08	\$0.00	\$2,295.08	3.7318	24.10%
Sewer	166	CCF	\$465.87	\$0.00	\$465.87	2.8064	4.89%
Total Cost:			\$9,522.47	\$0.00	\$9,522.47		

For
KOHLBERG
ELEMENTARY



Electricity	67.1%
Natural Gas	3.9%
Sewer	4.9%
Water	24.1%
Total:	100.0%

Filters: Cost Center Name Not Equal To DoNotReport; Billing Period Equal To 201506All Meter CodesAll Group Names

elpaso

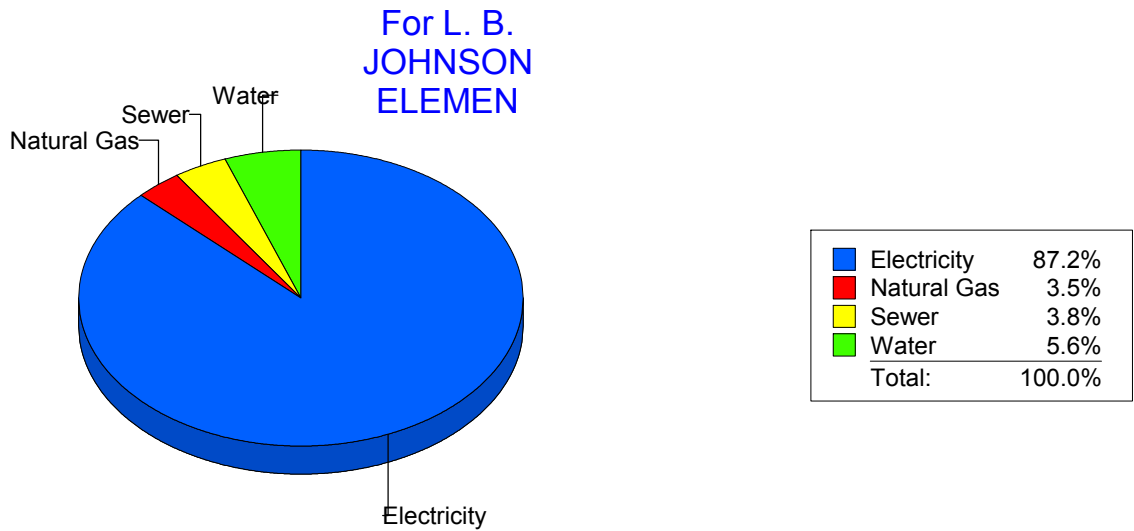
Energy CAP

Cost Avoidance Program

Cost Summary Graph

Grouped by Energy Type

Energy Type	Use	Units	Meter Cost	Special Charges	Total Cost	Avg Unit Cost	% of Total Cost
Site: L. B. JOHNSON ELEMEN - L. B. JOHNSON ELEMEN							
Electricity	71,450	KWH	\$8,264.98	\$0.00	\$8,264.98	0.1157	87.19%
Natural Gas	321	CCF	\$327.96	\$0.00	\$327.96	1.0217	3.46%
Water	274	CCF	\$527.04	\$0.00	\$527.04	1.9235	5.56%
Sewer	133	CCF	\$358.91	\$0.00	\$358.91	2.6986	3.79%
Total Cost:			\$9,478.89	\$0.00	\$9,478.89		



Filters: Cost Center Name Not Equal To DoNotReport; Billing Period Equal To 201506All Meter CodesAll Group Names

el paso

Energy CAP

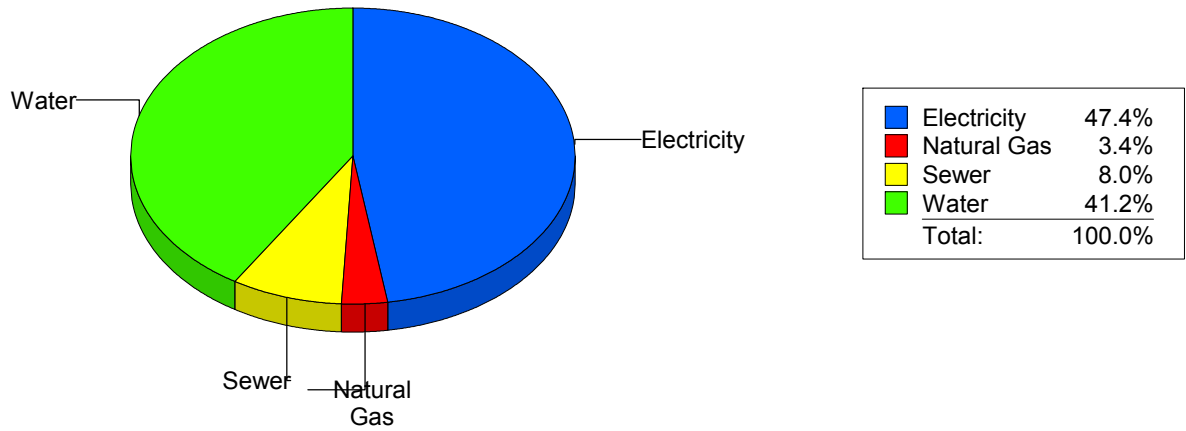
Cost Avoidance Program

Cost Summary Graph

Grouped by Energy Type

Energy Type	Use	Units	Meter Cost	Special Charges	Total Cost	Avg Unit Cost	% of Total Cost
Site: LAMAR ELEMENTARY SCH - LAMAR ELEMENTARY SCH							
Electricity	31,500	KWH	\$4,122.23	\$0.00	\$4,122.23	0.1309	47.43%
Natural Gas	122	CCF	\$296.43	\$0.00	\$296.43	2.4298	3.41%
Water	875	CCF	\$3,579.04	\$0.00	\$3,579.04	4.0903	41.18%
Sewer	203	CCF	\$693.42	\$0.00	\$693.42	3.4159	7.98%
Total Cost:			\$8,691.12	\$0.00	\$8,691.12		

For LAMAR ELEMENTARY SCH



Filters: Cost Center Name Not Equal To DoNotReport; Billing Period Equal To 201506All Meter CodesAll Group Names

elpaso

Energy CAP

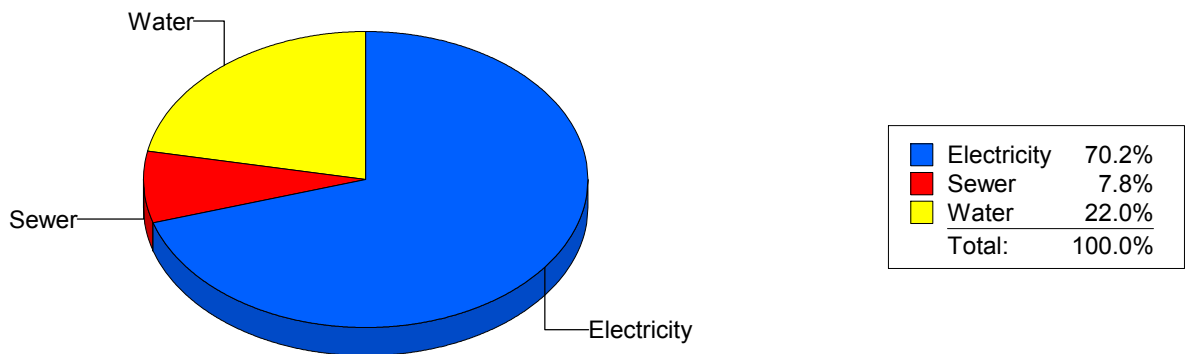
Cost Avoidance Program

Cost Summary Graph

Grouped by Energy Type

Energy Type	Use	Units	Meter Cost	Special Charges	Total Cost	Avg Unit Cost	% of Total Cost
Site: LEE ELEMENTARY - LEE ELEMENTARY							
Electricity	25,540	KWH	\$4,140.60	\$0.00	\$4,140.60	0.1621	70.21%
Water	406	CCF	\$1,297.73	\$0.00	\$1,297.73	3.1964	22.01%
Sewer	103	CCF	\$458.83	\$0.00	\$458.83	4.4547	7.78%
Total Cost:			\$5,897.16	\$0.00	\$5,897.16		

For LEE ELEMENTARY



Filters: Cost Center Name Not Equal To DoNotReport; Billing Period Equal To 201506All Meter CodesAll Group Names

elpaso

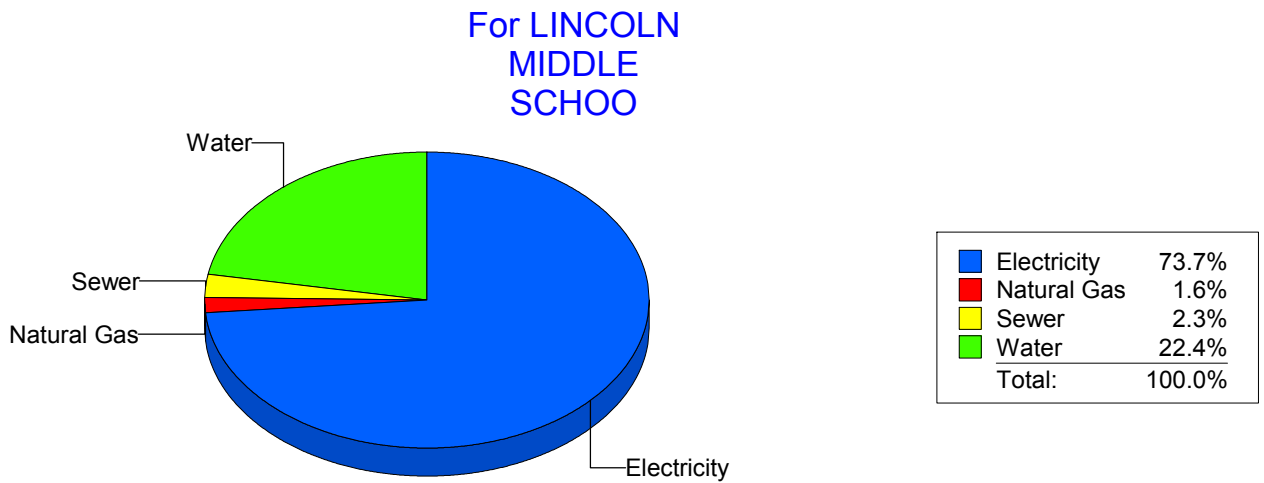
Energy CAP

Cost Avoidance Program

Cost Summary Graph

Grouped by Energy Type

Energy Type	Use	Units	Meter Cost	Special Charges	Total Cost	Avg Unit Cost	% of Total Cost
Site: LINCOLN MIDDLE SCHOO - LINCOLN MIDDLE SCHOO							
Electricity	15,505	KWH	\$15,195.07	\$0.00	\$15,195.07	0.9800	73.74%
Natural Gas	460	CCF	\$325.85	\$0.00	\$325.85	0.7084	1.58%
Water	1,106	CCF	\$4,606.53	\$0.00	\$4,606.53	4.1650	22.36%
Sewer	213	CCF	\$478.11	\$0.00	\$478.11	2.2446	2.32%
Total Cost:			\$20,605.56	\$0.00	\$20,605.56		



Filters: Cost Center Name Not Equal To DoNotReport; Billing Period Equal To 201506All Meter CodesAll Group Names

el Paso

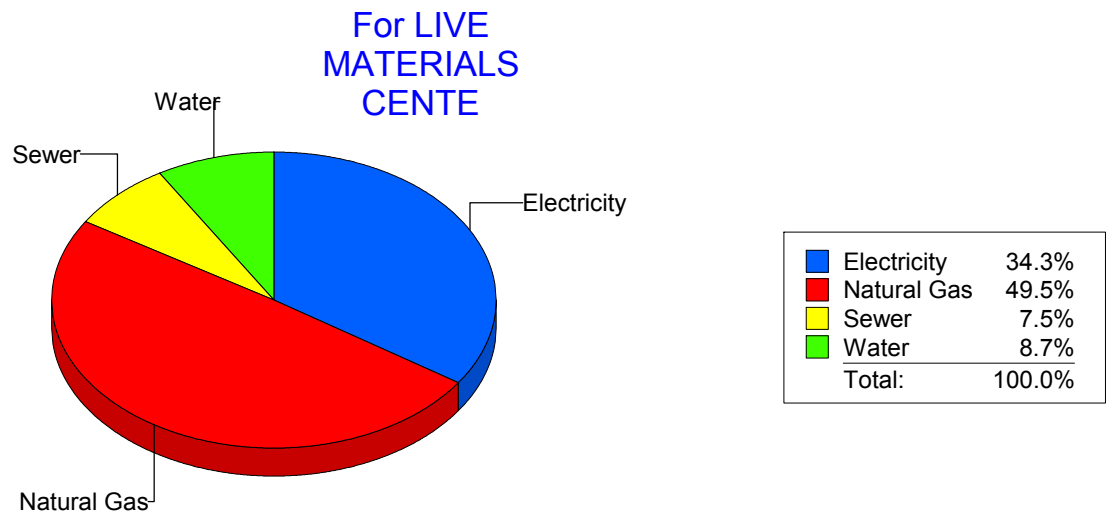
Energy CAP

Cost Avoidance Program

Cost Summary Graph

Grouped by Energy Type

Energy Type	Use	Units	Meter Cost	Special Charges	Total Cost	Avg Unit Cost	% of Total Cost
Site: LIVE MATERIALS CENTE - LIVE MATERIALS CENTE							
Electricity	683	KWH	\$115.00	\$0.00	\$115.00	0.1684	34.32%
Natural Gas	13	CCF	\$165.84	\$0.00	\$165.84	12.7569	49.49%
Water	2	CCF	\$29.20	\$0.00	\$29.20	14.6000	8.71%
Sewer	1	CCF	\$25.09	\$0.00	\$25.09	25.0900	7.49%
Total Cost:			\$335.13	\$0.00	\$335.13		



Filters: Cost Center Name Not Equal To DoNotReport; Billing Period Equal To 201506All Meter CodesAll Group Names

elpaso

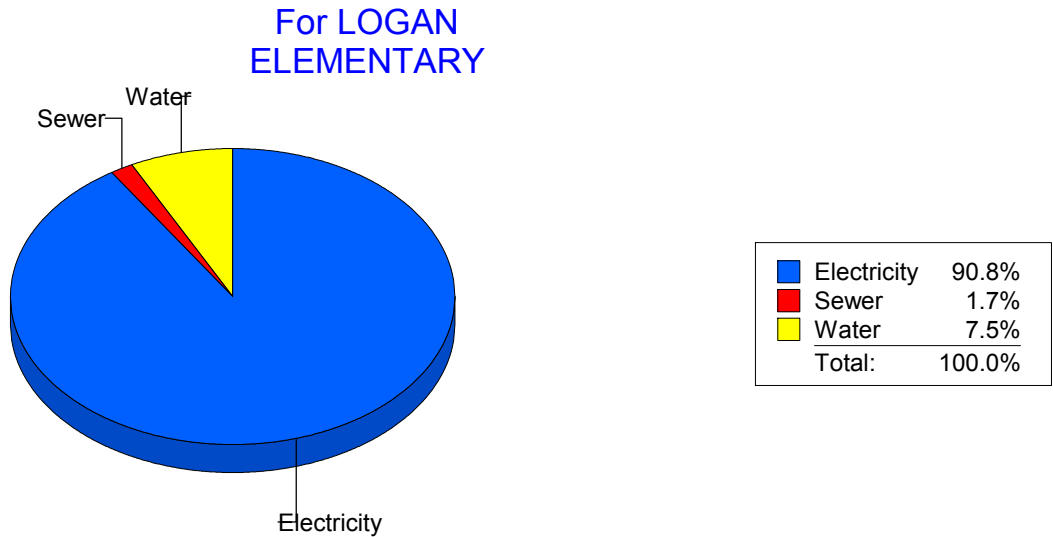
Energy CAP

Cost Avoidance Program

Cost Summary Graph

Grouped by Energy Type

Energy Type	Use	Units	Meter Cost	Special Charges	Total Cost	Avg Unit Cost	% of Total Cost
Site: LOGAN ELEMENTARY - LOGAN ELEMENTARY							
Electricity		337 KWH	\$4,061.17	\$0.00	\$4,061.17	12.0509	90.81%
Water		54 CCF	\$334.07	\$0.00	\$334.07	6.1865	7.47%
Sewer		5 CCF	\$76.92	\$0.00	\$76.92	15.3840	1.72%
Total Cost:			\$4,472.16	\$0.00	\$4,472.16		



Filters: Cost Center Name Not Equal To DoNotReport; Billing Period Equal To 201506All Meter CodesAll Group Names

elpaso

Energy CAP

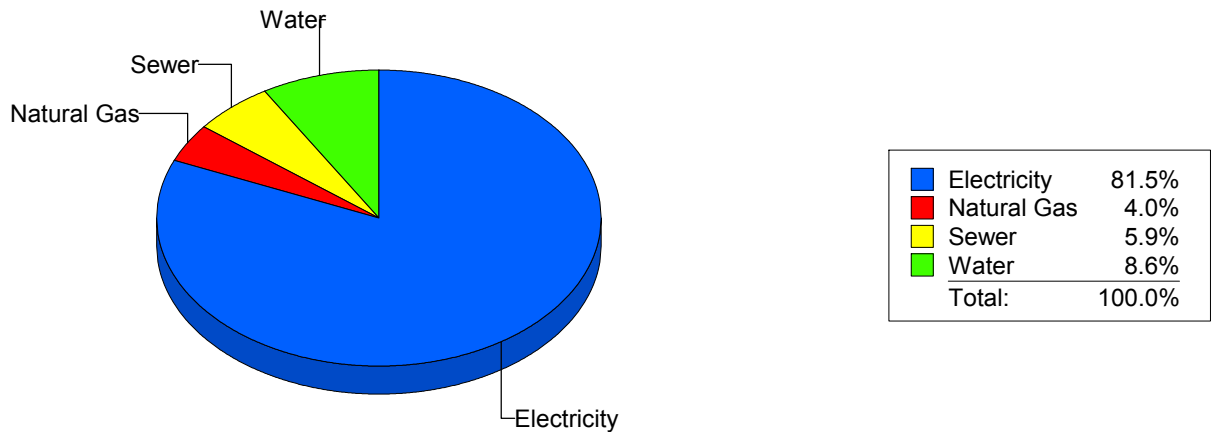
Cost Avoidance Program

Cost Summary Graph

Grouped by Energy Type

Energy Type	Use	Units	Meter Cost	Special Charges	Total Cost	Avg Unit Cost	% of Total Cost
Site: LUNDY - LUNDY							
Electricity	58,400	KWH	\$8,073.18	\$0.00	\$8,073.18	0.1382	81.47%
Natural Gas	457	CCF	\$398.38	\$0.00	\$398.38	0.8717	4.02%
Water	261	CCF	\$856.00	\$0.00	\$856.00	3.2797	8.64%
Sewer	224	CCF	\$581.33	\$0.00	\$581.33	2.5952	5.87%
Total Cost:			\$9,908.89	\$0.00	\$9,908.89		

For LUNDY



Filters: Cost Center Name Not Equal To DoNotReport; Billing Period Equal To 201506All Meter CodesAll Group Names

elpaso

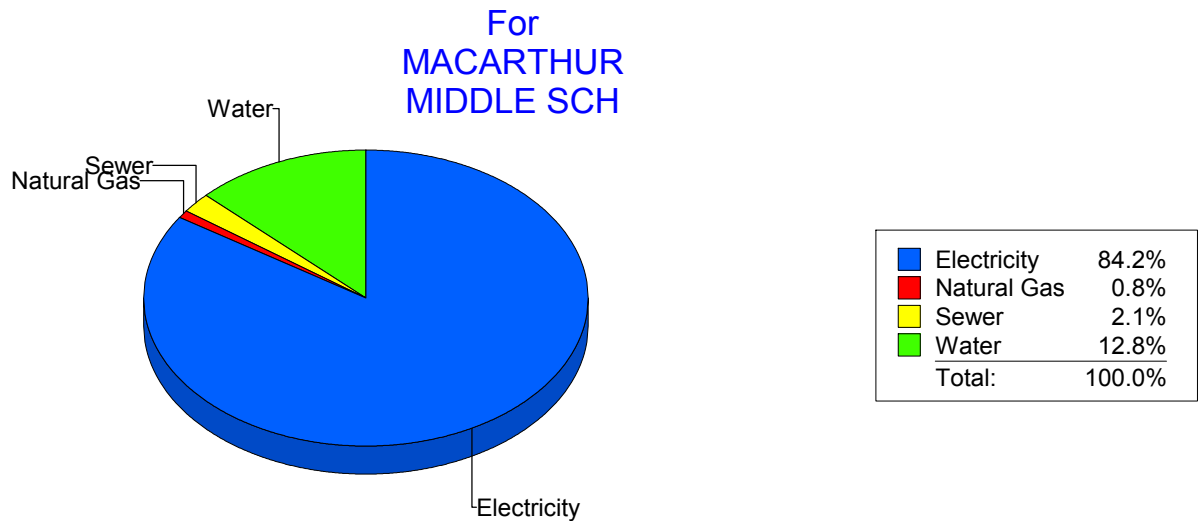
Energy CAP

Cost Avoidance Program

Cost Summary Graph

Grouped by Energy Type

Energy Type	Use	Units	Meter Cost	Special Charges	Total Cost	Avg Unit Cost	% of Total Cost
Site: MACARTHUR MIDDLE SCH - MACARTHUR MIDDLE SCH							
Electricity	91,120	KWH	\$11,805.77	\$0.00	\$11,805.77	0.1296	84.24%
Natural Gas	83	CCF	\$116.50	\$0.00	\$116.50	1.4036	0.83%
Water	485	CCF	\$1,793.18	\$0.00	\$1,793.18	3.6973	12.79%
Sewer	93	CCF	\$299.31	\$0.00	\$299.31	3.2184	2.14%
Total Cost:			\$14,014.76	\$0.00	\$14,014.76		



Filters: Cost Center Name Not Equal To DoNotReport; Billing Period Equal To 201506All Meter CodesAll Group Names

elpaso

Energy CAP

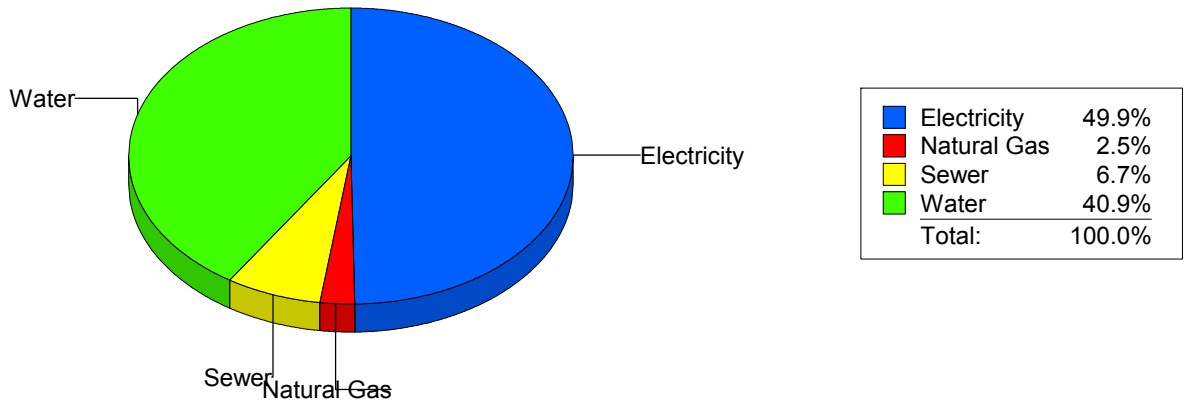
Cost Avoidance Program

Cost Summary Graph

Grouped by Energy Type

Energy Type	Use	Units	Meter Cost	Special Charges	Total Cost	Avg Unit Cost	% of Total Cost
Site: MAGOFFIN MIDDLE SCHO - MAGOFFIN MIDDLE SCHO							
Electricity	16,459	KWH	\$2,286.98	\$0.00	\$2,286.98	0.1390	49.86%
Natural Gas	79	CCF	\$114.69	\$0.00	\$114.69	1.4518	2.50%
Water	600	CCF	\$1,878.27	\$0.00	\$1,878.27	3.1305	40.95%
Sewer	40	CCF	\$307.17	\$0.00	\$307.17	7.6793	6.70%
Total Cost:			\$4,587.11	\$0.00	\$4,587.11		

For MAGOFFIN MIDDLE SCHO



Filters: Cost Center Name Not Equal To DoNotReport; Billing Period Equal To 201506All Meter CodesAll Group Names

elpaso

Energy CAP

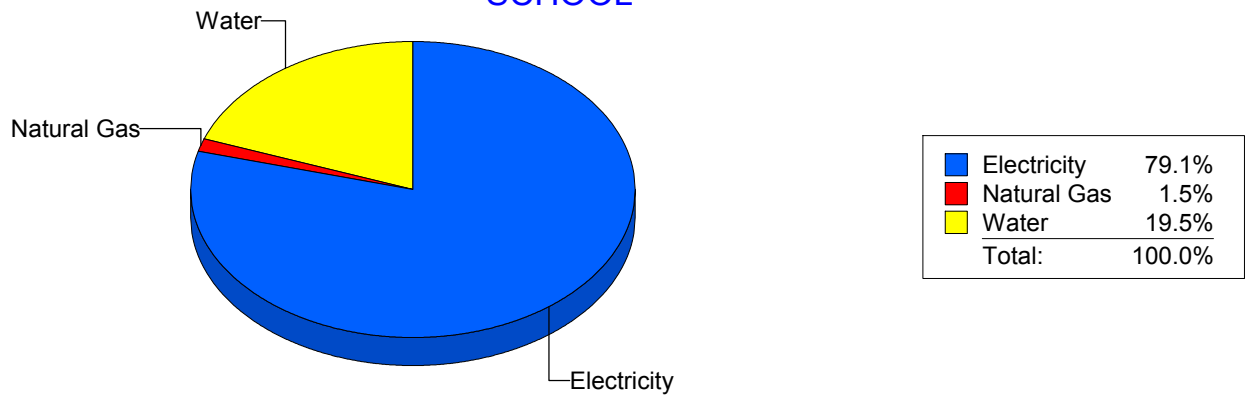
Cost Avoidance Program

Cost Summary Graph

Grouped by Energy Type

Energy Type	Use	Units	Meter Cost	Special Charges	Total Cost	Avg Unit Cost	% of Total Cost
Site: MAGOFFINMIDDLESCHOOLN047 - MAGOFFIN NEW MIDDLE SCHOOL							
Electricity	106,600	KWH	\$13,254.83	\$0.00	\$13,254.83	0.1243	79.06%
Natural Gas	318	CCF	\$246.22	\$0.00	\$246.22	0.7743	1.47%
Water	757	CCF	\$3,264.34	\$0.00	\$3,264.34	4.3122	19.47%
Total Cost:			\$16,765.39	\$0.00	\$16,765.39		

For MAGOFFIN
NEW MIDDLE
SCHOOL



Filters: Cost Center Name Not Equal To DoNotReport; Billing Period Equal To 201506All Meter CodesAll Group Names

elpaso

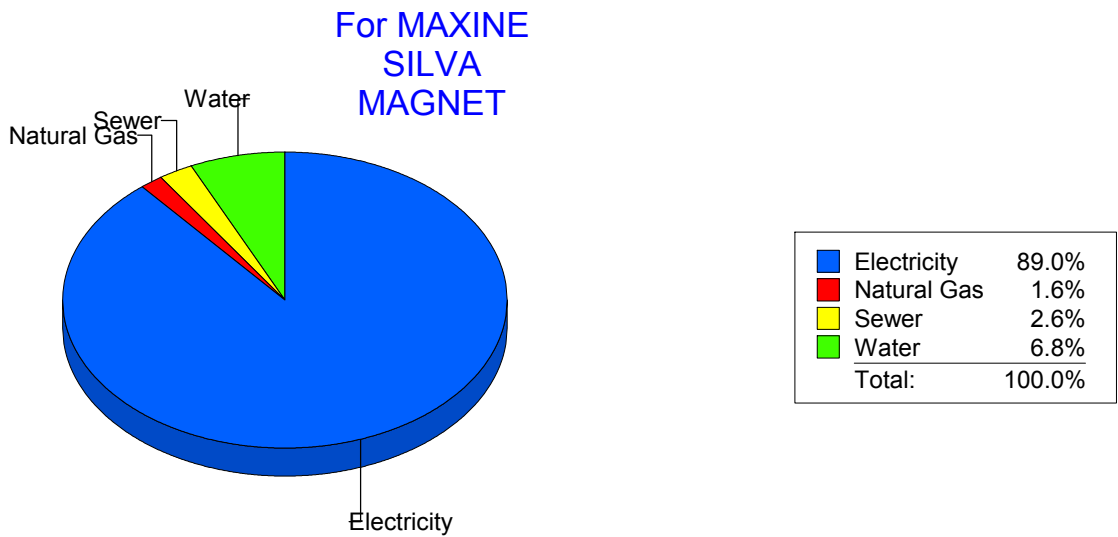
Energy CAP

Cost Avoidance Program

Cost Summary Graph

Grouped by Energy Type

Energy Type	Use	Units	Meter Cost	Special Charges	Total Cost	Avg Unit Cost	% of Total Cost
Site: MAXINE SILVA MAGNET - MAXINE SILVA MAGNET							
Electricity	80,700	KWH	\$9,407.55	\$0.00	\$9,407.55	0.1166	88.97%
Natural Gas	182	CCF	\$169.94	\$0.00	\$169.94	0.9337	1.61%
Water	212	CCF	\$721.07	\$0.00	\$721.07	3.4013	6.82%
Sewer	77	CCF	\$275.47	\$0.00	\$275.47	3.5775	2.61%
Total Cost:			\$10,574.03	\$0.00	\$10,574.03		



Filters: Cost Center Name Not Equal To DoNotReport; Billing Period Equal To 201506All Meter CodesAll Group Names

elpaso

Energy CAP

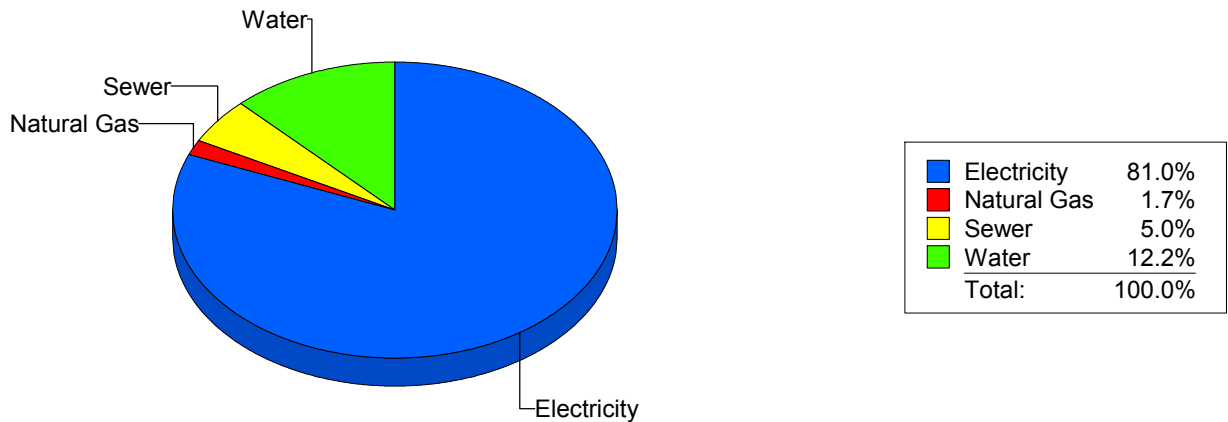
Cost Avoidance Program

Cost Summary Graph

Grouped by Energy Type

Energy Type	Use	Units	Meter Cost	Special Charges	Total Cost	Avg Unit Cost	% of Total Cost
Site: MESITA ELEMENTARY - MESITA ELEMENTARY							
Electricity	106,200	KWH	\$12,843.10	\$0.00	\$12,843.10	0.1209	81.03%
Natural Gas	236	CCF	\$275.41	\$0.00	\$275.41	1.1670	1.74%
Water	508	CCF	\$1,935.12	\$0.00	\$1,935.12	3.8093	12.21%
Sewer	368	CCF	\$795.89	\$0.00	\$795.89	2.1627	5.02%
Total Cost:			\$15,849.52	\$0.00	\$15,849.52		

For MESITA ELEMENTARY



Filters: Cost Center Name Not Equal To DoNotReport; Billing Period Equal To 201506All Meter CodesAll Group Names

elpaso

Energy CAP

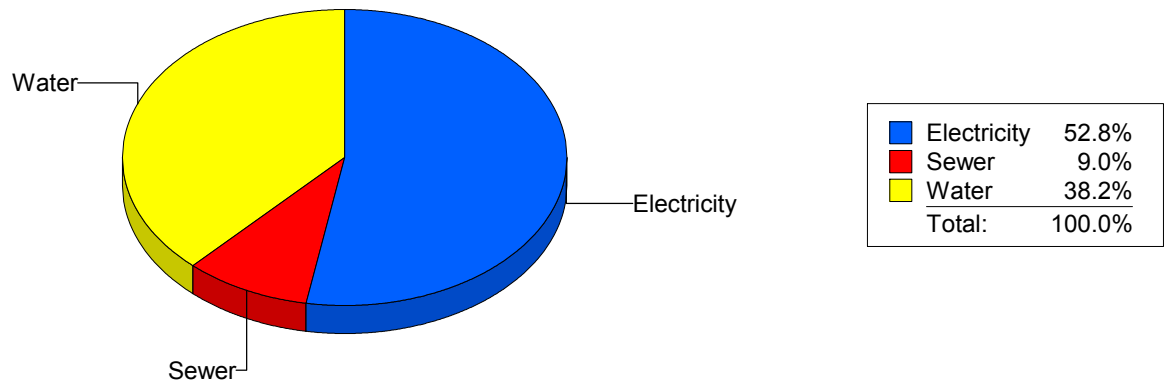
Cost Avoidance Program

Cost Summary Graph

Grouped by Energy Type

Energy Type	Use	Units	Meter Cost	Special Charges	Total Cost	Avg Unit Cost	% of Total Cost
Site: MILAM ELEMENTARY - MILAM ELEMENTARY							
Electricity	9,240	KWH	\$1,757.39	\$0.00	\$1,757.39	0.1902	52.78%
Water	339	CCF	\$1,271.73	\$0.00	\$1,271.73	3.7514	38.19%
Sewer	94	CCF	\$300.80	\$0.00	\$300.80	3.2000	9.03%
Total Cost:			\$3,329.92	\$0.00	\$3,329.92		

For MILAM ELEMENTARY



Filters: Cost Center Name Not Equal To DoNotReport; Billing Period Equal To 201506All Meter CodesAll Group Names

elpaso

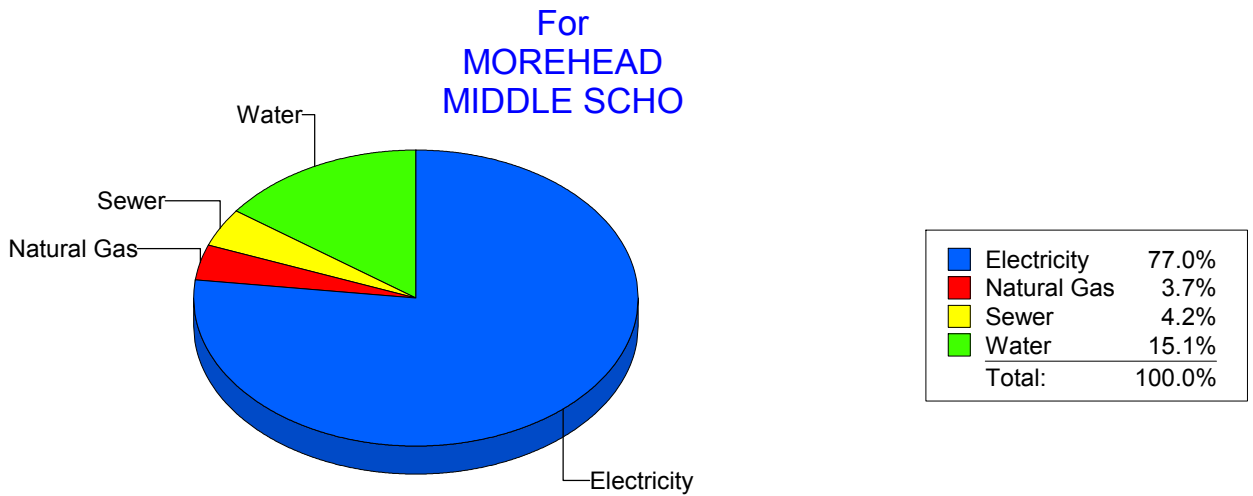
Energy CAP

Cost Avoidance Program

Cost Summary Graph

Grouped by Energy Type

Energy Type	Use	Units	Meter Cost	Special Charges	Total Cost	Avg Unit Cost	% of Total Cost
Site: MOREHEAD MIDDLE SCHO - MOREHEAD MIDDLE SCHO							
Electricity	79,060	KWH	\$10,940.26	\$0.00	\$10,940.26	0.1384	77.00%
Natural Gas	833	CCF	\$527.92	\$0.00	\$527.92	0.6338	3.72%
Water	1,457	CCF	\$2,141.74	\$0.00	\$2,141.74	1.4700	15.07%
Sewer	235	CCF	\$597.72	\$0.00	\$597.72	2.5435	4.21%
Total Cost:			\$14,207.64	\$0.00	\$14,207.64		



Filters: Cost Center Name Not Equal To DoNotReport; Billing Period Equal To 201506All Meter CodesAll Group Names

el paso

Energy CAP

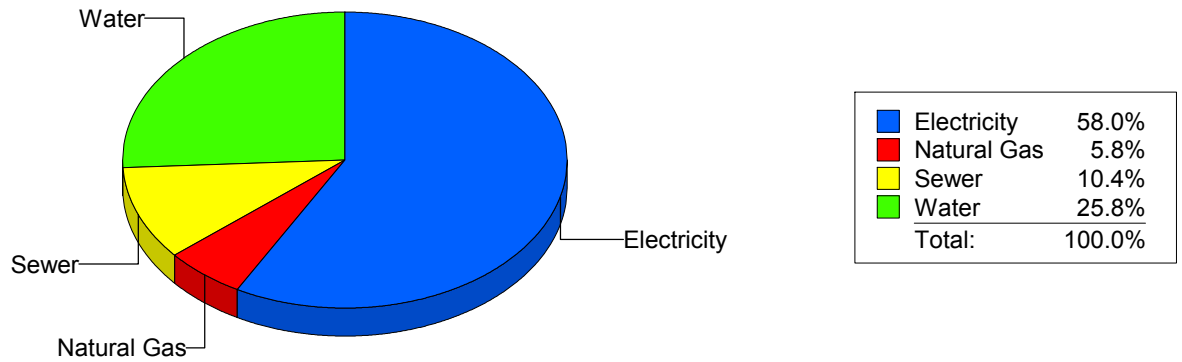
Cost Avoidance Program

Cost Summary Graph

Grouped by Energy Type

Energy Type	Use	Units	Meter Cost	Special Charges	Total Cost	Avg Unit Cost	% of Total Cost
Site: NEWMAN ELEMENTARY - NEWMAN ELEMENTARY							
Electricity	20,987	KWH	\$3,263.95	\$0.00	\$3,263.95	0.1555	58.00%
Natural Gas	172	CCF	\$324.48	\$0.00	\$324.48	1.8865	5.77%
Water	611	CCF	\$1,451.04	\$0.00	\$1,451.04	2.3749	25.79%
Sewer	309	CCF	\$587.67	\$0.00	\$587.67	1.9018	10.44%
Total Cost:			\$5,627.14	\$0.00	\$5,627.14		

For NEWMAN ELEMENTARY



Filters: Cost Center Name Not Equal To DoNotReport; Billing Period Equal To 201506All Meter CodesAll Group Names

elpaso

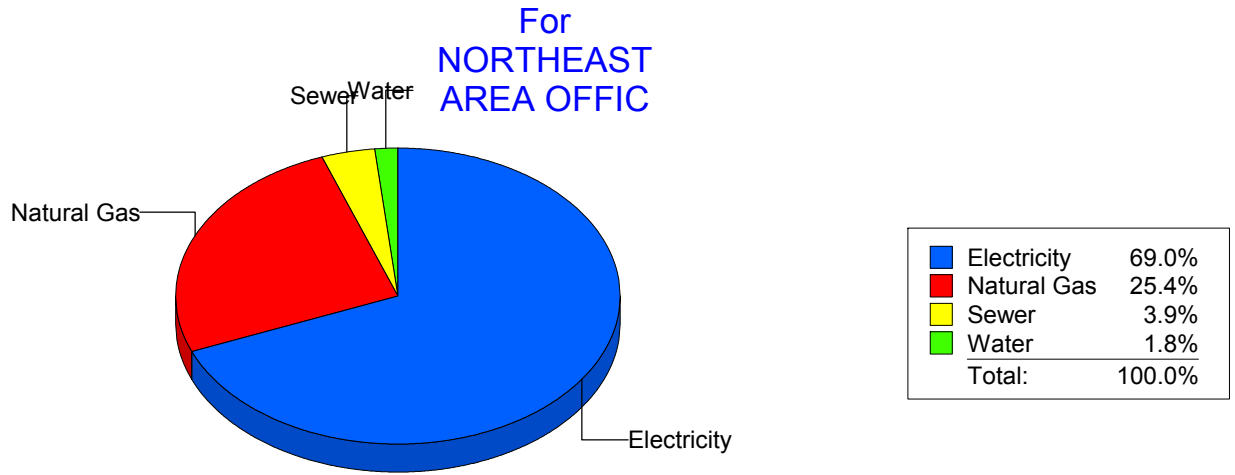
Energy CAP

Cost Avoidance Program

Cost Summary Graph

Grouped by Energy Type

Energy Type	Use	Units	Meter Cost	Special Charges	Total Cost	Avg Unit Cost	% of Total Cost
Site: NORTHEAST AREA OFFIC - NORTHEAST AREA OFFIC							
Electricity	5,440	KWH	\$872.14	\$0.00	\$872.14	0.1603	69.00%
Natural Gas	1	CCF	\$320.72	\$0.00	\$320.72	320.7200	25.38%
Water	0	CCF	\$22.36	\$0.00	\$22.36	0.0000	1.77%
Sewer	1	CCF	\$48.69	\$0.00	\$48.69	48.6900	3.85%
Total Cost:			\$1,263.91	\$0.00	\$1,263.91		



Filters: Cost Center Name Not Equal To DoNotReport; Billing Period Equal To 201506All Meter CodesAll Group Names

el paso

Energy CAP

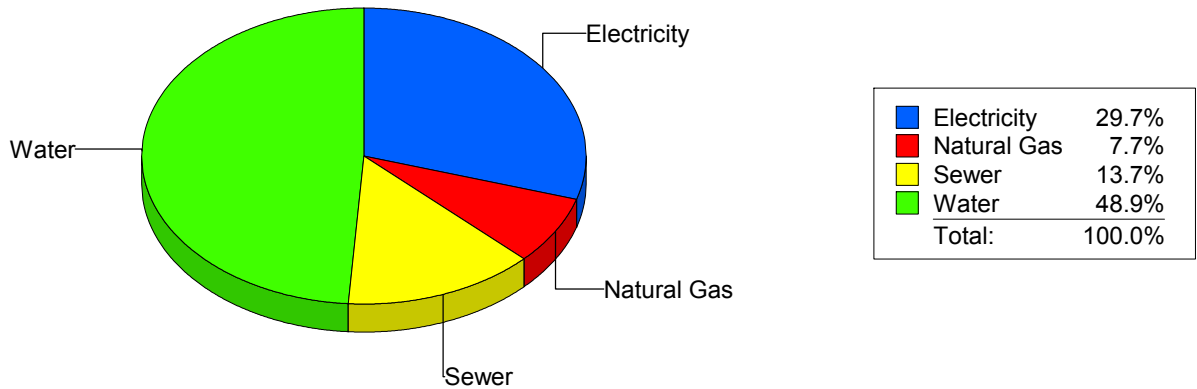
Cost Avoidance Program

Cost Summary Graph

Grouped by Energy Type

Energy Type	Use	Units	Meter Cost	Special Charges	Total Cost	Avg Unit Cost	% of Total Cost
Site: NORTHEAST AREA TRANS - NORTHEAST AREA TRANS							
Electricity	6,663	KWH	\$667.06	\$0.00	\$667.06	0.1001	29.67%
Natural Gas	29	CCF	\$172.86	\$0.00	\$172.86	5.9607	7.69%
Water	216	CCF	\$1,099.68	\$0.00	\$1,099.68	5.0911	48.91%
Sewer	41	CCF	\$308.66	\$0.00	\$308.66	7.5283	13.73%
Total Cost:			\$2,248.26	\$0.00	\$2,248.26		

For
NORTHEAST
AREA TRANS



Filters: Cost Center Name Not Equal To DoNotReport; Billing Period Equal To 201506All Meter CodesAll Group Names

el paso

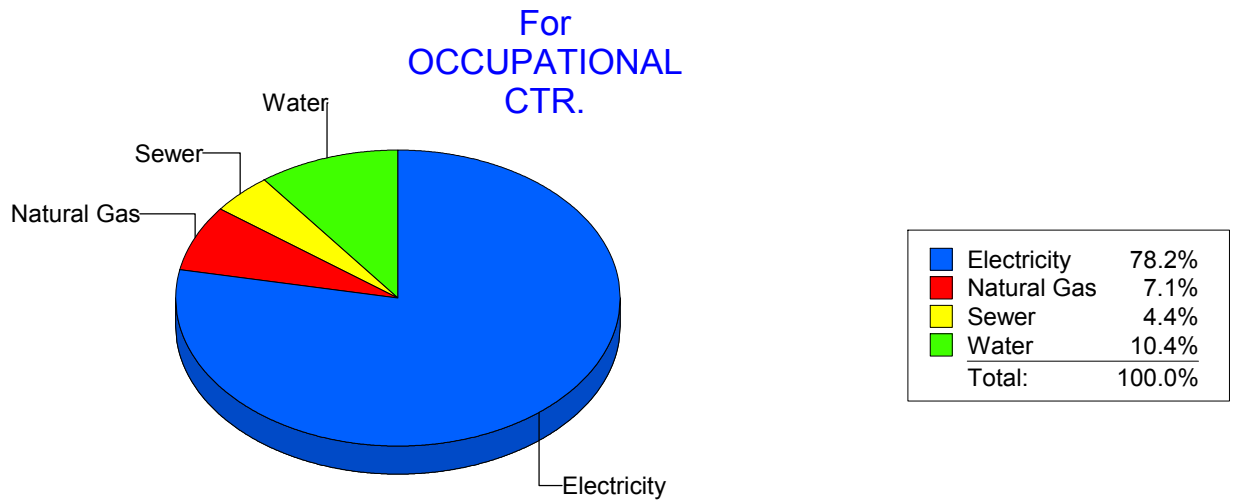
Energy CAP

Cost Avoidance Program

Cost Summary Graph

Grouped by Energy Type

Energy Type	Use	Units	Meter Cost	Special Charges	Total Cost	Avg Unit Cost	% of Total Cost
Site: OCCUPATIONAL CTR. - OCCUPATIONAL CTR.							
Electricity		7,600 KWH	\$1,158.72	\$0.00	\$1,158.72	0.1525	78.17%
Natural Gas		56 CCF	\$104.65	\$0.00	\$104.65	1.8688	7.06%
Water		21 CCF	\$153.65	\$0.00	\$153.65	7.3167	10.37%
Sewer		5 CCF	\$65.24	\$0.00	\$65.24	13.0480	4.40%
Total Cost:			\$1,482.26	\$0.00	\$1,482.26		



Filters: Cost Center Name Not Equal To DoNotReport; Billing Period Equal To 201506All Meter CodesAll Group Names

elpaso

Energy CAP

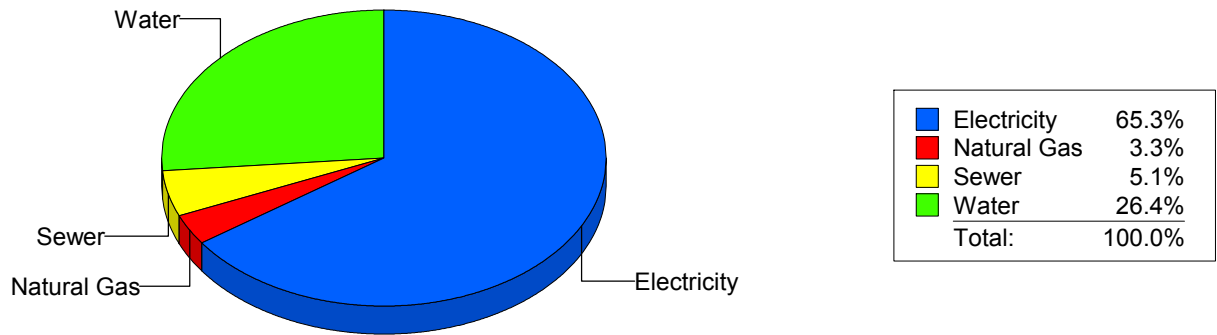
Cost Avoidance Program

Cost Summary Graph

Grouped by Energy Type

Energy Type	Use	Units	Meter Cost	Special Charges	Total Cost	Avg Unit Cost	% of Total Cost
Site: PARK ELEMENTARY - PARK ELEMENTARY							
Electricity	26,815	KWH	\$4,262.75	\$0.00	\$4,262.75	0.1590	65.26%
Natural Gas	122	CCF	\$216.41	\$0.00	\$216.41	1.7739	3.31%
Water	393	CCF	\$1,722.10	\$0.00	\$1,722.10	4.3819	26.36%
Sewer	90	CCF	\$330.83	\$0.00	\$330.83	3.6759	5.06%
Total Cost:			\$6,532.09	\$0.00	\$6,532.09		

For PARK ELEMENTARY



Filters: Cost Center Name Not Equal To DoNotReport; Billing Period Equal To 201506All Meter CodesAll Group Names

elpaso

Energy CAP

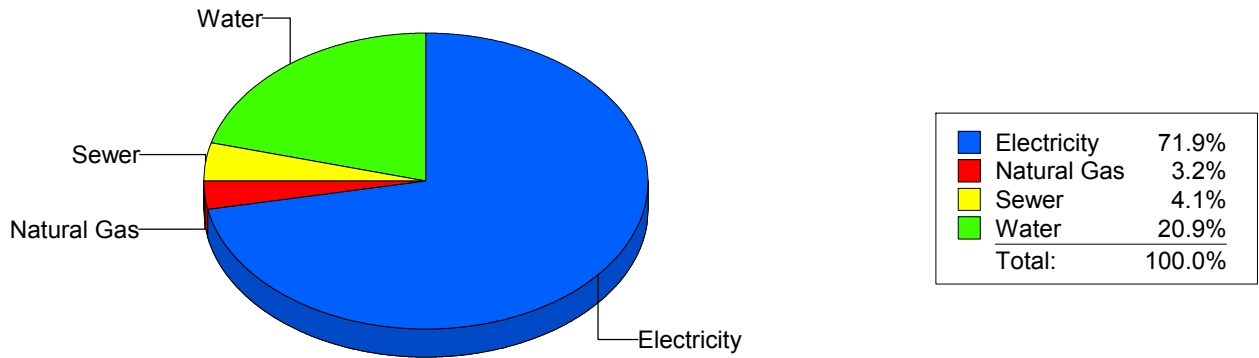
Cost Avoidance Program

Cost Summary Graph

Grouped by Energy Type

Energy Type	Use	Units	Meter Cost	Special Charges	Total Cost	Avg Unit Cost	% of Total Cost
Site: PAUL MORENO - PAUL MORENO							
Electricity	50,400	KWH	\$6,745.44	\$0.00	\$6,745.44	0.1338	71.86%
Natural Gas	268	CCF	\$298.24	\$0.00	\$298.24	1.1128	3.18%
Water	424	CCF	\$1,962.92	\$0.00	\$1,962.92	4.6295	20.91%
Sewer	109	CCF	\$380.94	\$0.00	\$380.94	3.4949	4.06%
Total Cost:			\$9,387.54	\$0.00	\$9,387.54		

For PAUL MORENO



Filters: Cost Center Name Not Equal To DoNotReport; Billing Period Equal To 201506All Meter CodesAll Group Names

elpaso

Energy CAP

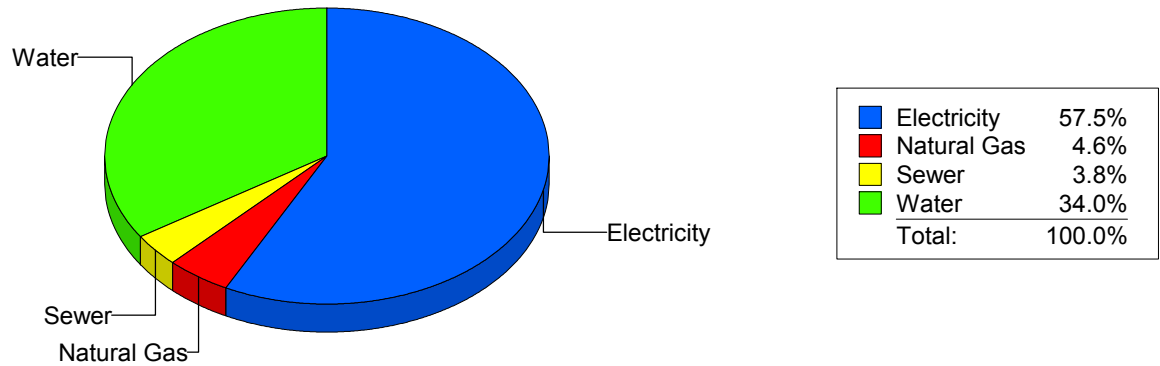
Cost Avoidance Program

Cost Summary Graph

Grouped by Energy Type

Energy Type	Use	Units	Meter Cost	Special Charges	Total Cost	Avg Unit Cost	% of Total Cost
Site: POLK ELEMENTARY - POLK ELEMENTARY							
Electricity	23,500	KWH	\$3,783.70	\$0.00	\$3,783.70	0.1610	57.50%
Natural Gas	277	CCF	\$303.29	\$0.00	\$303.29	1.0949	4.61%
Water	462	CCF	\$2,239.97	\$0.00	\$2,239.97	4.8484	34.04%
Sewer	62	CCF	\$253.12	\$0.00	\$253.12	4.0826	3.85%
Total Cost:			\$6,580.08	\$0.00	\$6,580.08		

For POLK ELEMENTARY



Filters: Cost Center Name Not Equal To DoNotReport; Billing Period Equal To 201506All Meter CodesAll Group Names

elpaso

Energy CAP

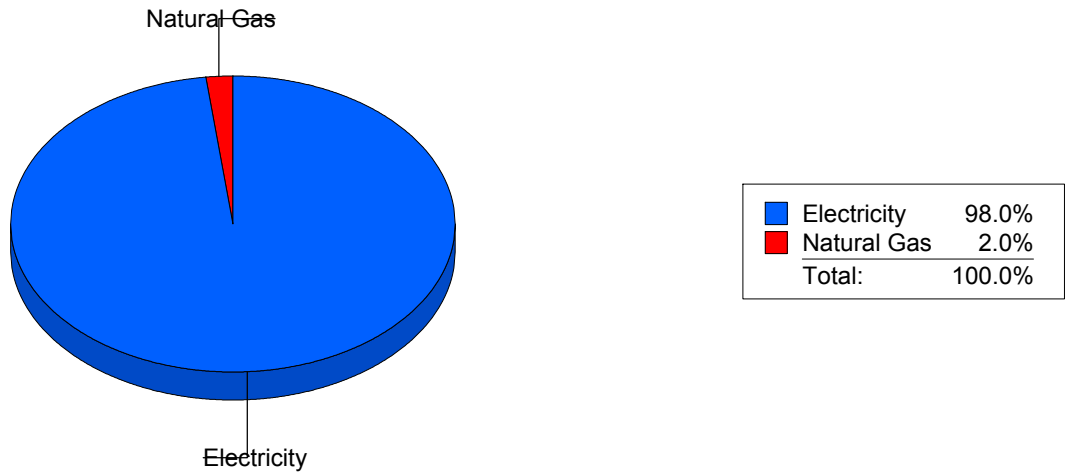
Cost Avoidance Program

Cost Summary Graph

Grouped by Energy Type

Energy Type	Use	Units	Meter Cost	Special Charges	Total Cost	Avg Unit Cost	% of Total Cost
Site: POWELL - POWELL							
Electricity	64,320	KWH	\$9,144.53	\$0.00	\$9,144.53	0.1422	97.96%
Natural Gas	218	CCF	\$190.13	\$0.00	\$190.13	0.8722	2.04%
Total Cost:			\$9,334.66	\$0.00	\$9,334.66		

For POWELL



Filters: Cost Center Name Not Equal To DoNotReport; Billing Period Equal To 201506All Meter CodesAll Group Names

el paso

Energy CAP

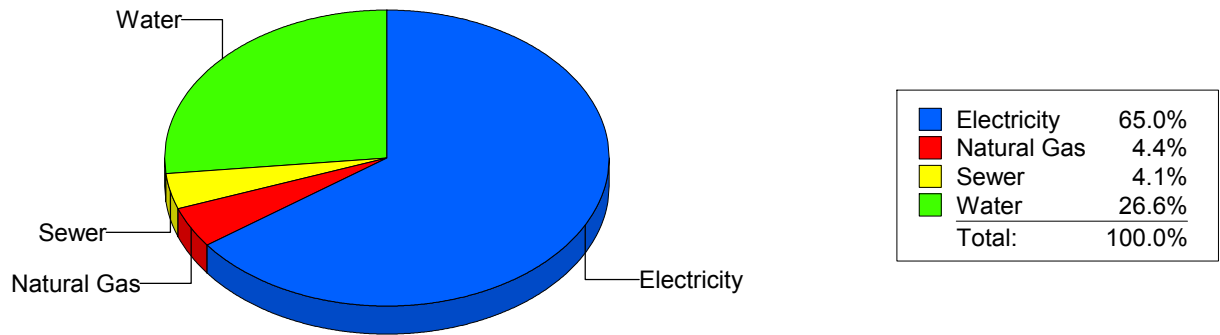
Cost Avoidance Program

Cost Summary Graph

Grouped by Energy Type

Energy Type	Use	Units	Meter Cost	Special Charges	Total Cost	Avg Unit Cost	% of Total Cost
Site: PUTNAM ELEMENTARY - PUTNAM ELEMENTARY							
Electricity	27,844	KWH	\$4,227.49	\$0.00	\$4,227.49	0.1518	64.98%
Natural Gas	243	CCF	\$284.22	\$0.00	\$284.22	1.1696	4.37%
Water	474	CCF	\$1,727.56	\$0.00	\$1,727.56	3.6446	26.55%
Sewer	122	CCF	\$266.72	\$0.00	\$266.72	2.1862	4.10%
Total Cost:			\$6,505.99	\$0.00	\$6,505.99		

For PUTNAM ELEMENTARY



Filters: Cost Center Name Not Equal To DoNotReport; Billing Period Equal To 201506All Meter CodesAll Group Names

el paso

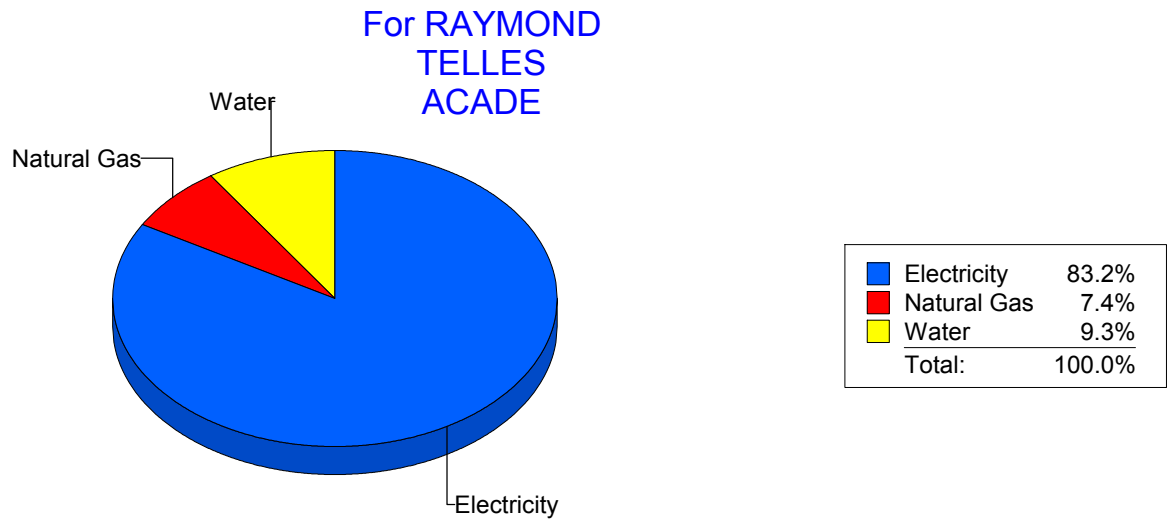
Energy CAP

Cost Avoidance Program

Cost Summary Graph

Grouped by Energy Type

Energy Type	Use	Units	Meter Cost	Special Charges	Total Cost	Avg Unit Cost	% of Total Cost
Site: RAYMOND TELLES ACADE - RAYMOND TELLES ACADE							
Electricity	36,600	KWH	\$4,325.14	\$0.00	\$4,325.14	0.1182	83.23%
Natural Gas	571	CCF	\$386.60	\$0.00	\$386.60	0.6771	7.44%
Water	122	CCF	\$484.77	\$0.00	\$484.77	3.9735	9.33%
Total Cost:			\$5,196.51	\$0.00	\$5,196.51		



Filters: Cost Center Name Not Equal To DoNotReport; Billing Period Equal To 201506All Meter CodesAll Group Names

elpaso

Energy CAP

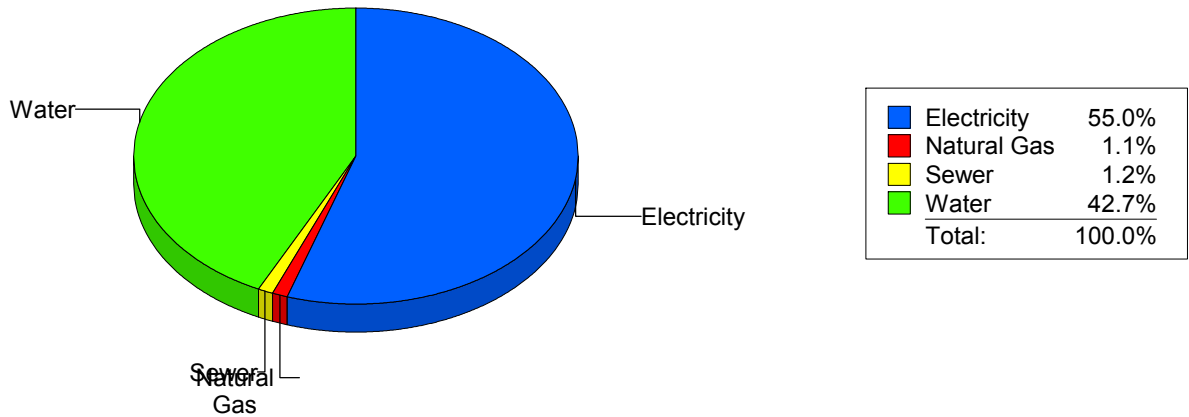
Cost Avoidance Program

Cost Summary Graph

Grouped by Energy Type

Energy Type	Use	Units	Meter Cost	Special Charges	Total Cost	Avg Unit Cost	% of Total Cost
Site: RICHARDSON MIDDLE - RICHARDSON MIDDLE							
Electricity	107,700	KWH	\$12,811.69	\$0.00	\$12,811.69	0.1190	55.01%
Natural Gas	346	CCF	\$261.92	\$0.00	\$261.92	0.7570	1.12%
Water	1,806	CCF	\$9,939.76	\$0.00	\$9,939.76	5.5037	42.67%
Sewer	79	CCF	\$278.45	\$0.00	\$278.45	3.5247	1.20%
Total Cost:			\$23,291.82	\$0.00	\$23,291.82		

For
RICHARDSON
MIDDLE



Filters: Cost Center Name Not Equal To DoNotReport; Billing Period Equal To 201506All Meter CodesAll Group Names

elpaso

Energy CAP

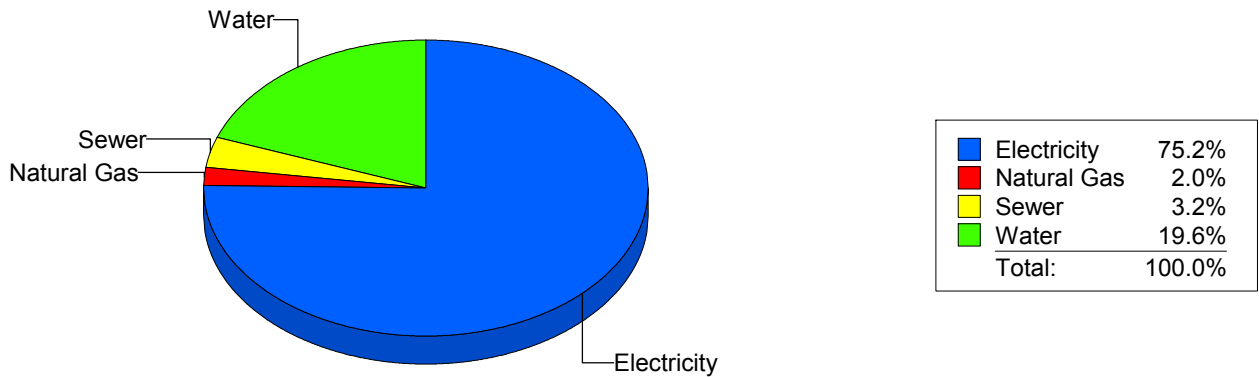
Cost Avoidance Program

Cost Summary Graph

Grouped by Energy Type

Energy Type	Use	Units	Meter Cost	Special Charges	Total Cost	Avg Unit Cost	% of Total Cost
Site: RIVERA ELEMENTARY - RIVERA ELEMENTARY							
Electricity	50,880	KWH	\$7,873.25	\$0.00	\$7,873.25	0.1547	75.21%
Natural Gas	254	CCF	\$210.34	\$0.00	\$210.34	0.8281	2.01%
Water	540	CCF	\$2,046.58	\$0.00	\$2,046.58	3.7900	19.55%
Sewer	119	CCF	\$338.05	\$0.00	\$338.05	2.8408	3.23%
Total Cost:			\$10,468.22	\$0.00	\$10,468.22		

For RIVERA ELEMENTARY



Filters: Cost Center Name Not Equal To DoNotReport; Billing Period Equal To 201506All Meter CodesAll Group Names

elpaso

Energy CAP

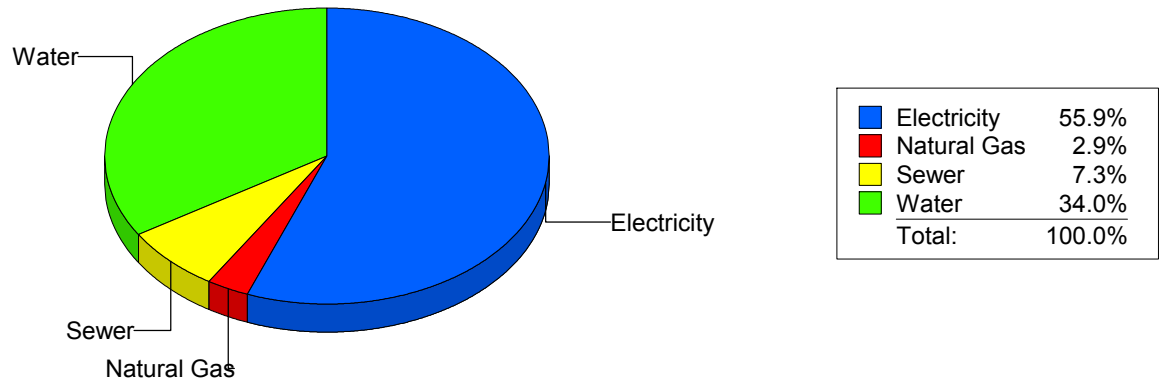
Cost Avoidance Program

Cost Summary Graph

Grouped by Energy Type

Energy Type	Use	Units	Meter Cost	Special Charges	Total Cost	Avg Unit Cost	% of Total Cost
Site: ROBERTS ELEMENTARY - ROBERTS ELEMENTARY							
Electricity	38,803	KWH	\$4,736.33	\$0.00	\$4,736.33	0.1221	55.91%
Natural Gas	170	CCF	\$242.91	\$0.00	\$242.91	1.4289	2.87%
Water	940	CCF	\$2,876.30	\$0.00	\$2,876.30	3.0599	33.95%
Sewer	298	CCF	\$616.50	\$0.00	\$616.50	2.0688	7.28%
Total Cost:			\$8,472.04	\$0.00	\$8,472.04		

For ROBERTS ELEMENTARY



Filters: Cost Center Name Not Equal To DoNotReport; Billing Period Equal To 201506All Meter CodesAll Group Names

elpaso

Energy CAP

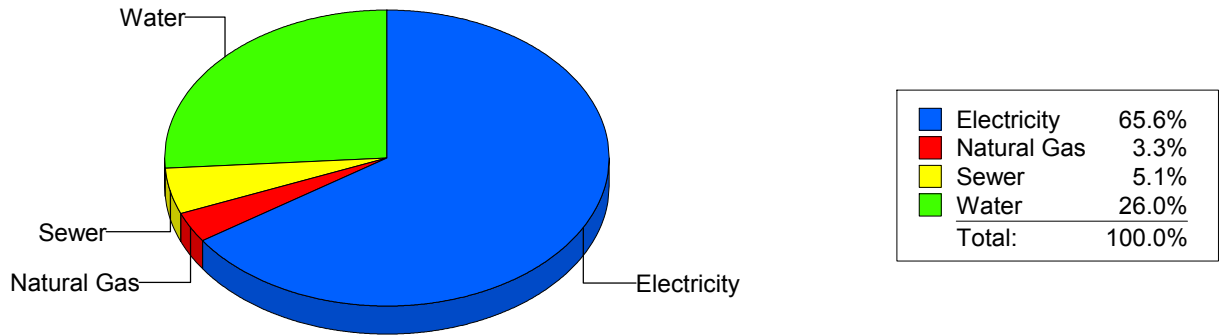
Cost Avoidance Program

Cost Summary Graph

Grouped by Energy Type

Energy Type	Use	Units	Meter Cost	Special Charges	Total Cost	Avg Unit Cost	% of Total Cost
Site: ROSA GUERRERO ELEMEN - ROSA GUERRERO ELEMEN							
Electricity	40,480	KWH	\$5,664.24	\$0.00	\$5,664.24	0.1399	65.62%
Natural Gas	241	CCF	\$283.09	\$0.00	\$283.09	1.1746	3.28%
Water	874	CCF	\$2,246.39	\$0.00	\$2,246.39	2.5702	26.02%
Sewer	140	CCF	\$438.81	\$0.00	\$438.81	3.1344	5.08%
Total Cost:			\$8,632.53	\$0.00	\$8,632.53		

For ROSA GUERRERO ELEMEN



Filters: Cost Center Name Not Equal To DoNotReport; Billing Period Equal To 201506All Meter CodesAll Group Names

elpaso

Energy CAP

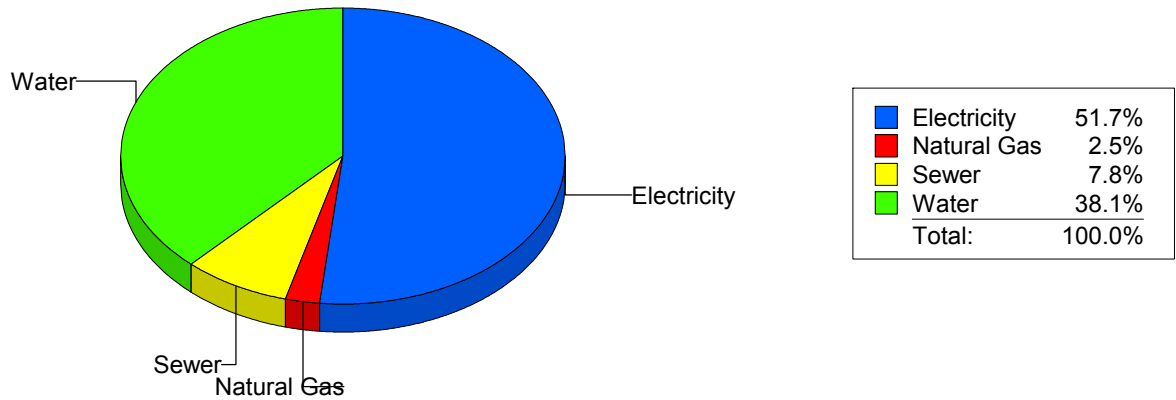
Cost Avoidance Program

Cost Summary Graph

Grouped by Energy Type

Energy Type	Use	Units	Meter Cost	Special Charges	Total Cost	Avg Unit Cost	% of Total Cost
Site: ROSS MIDDLE SCHOOL - ROSS MIDDLE SCHOOL							
Electricity	56,774	KWH	\$7,789.17	\$0.00	\$7,789.17	0.1372	51.66%
Natural Gas	541	CCF	\$370.41	\$0.00	\$370.41	0.6847	2.46%
Water	2,007	CCF	\$5,747.12	\$0.00	\$5,747.12	2.8635	38.12%
Sewer	678	CCF	\$1,170.96	\$0.00	\$1,170.96	1.7271	7.77%
Total Cost:			\$15,077.66	\$0.00	\$15,077.66		

For ROSS
MIDDLE
SCHOOL



Filters: Cost Center Name Not Equal To DoNotReport; Billing Period Equal To 201506All Meter CodesAll Group Names

elpaso

Energy CAP

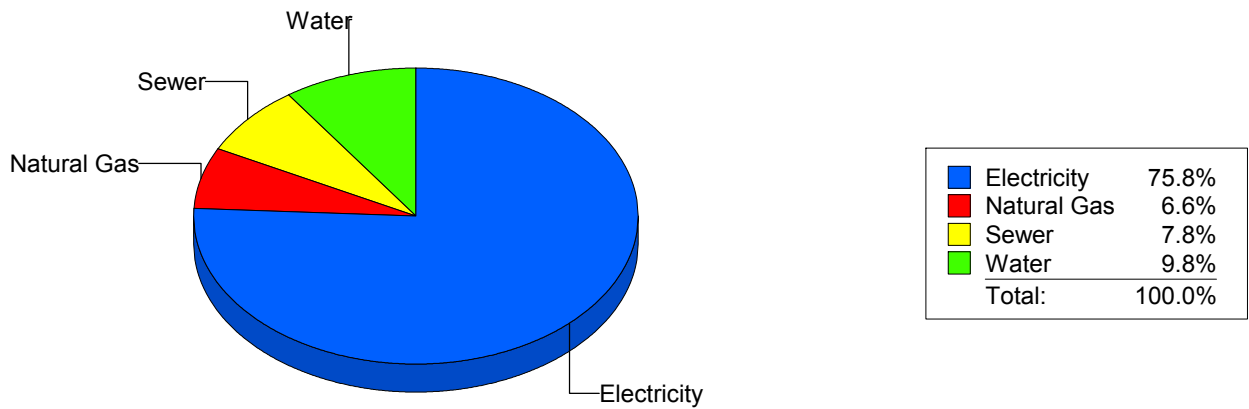
Cost Avoidance Program

Cost Summary Graph

Grouped by Energy Type

Energy Type	Use	Units	Meter Cost	Special Charges	Total Cost	Avg Unit Cost	% of Total Cost
Site: RUSK ELEMENTARY - RUSK ELEMENTARY							
Electricity	24,947	KWH	\$3,516.22	\$0.00	\$3,516.22	0.1409	75.79%
Natural Gas	142	CCF	\$307.63	\$0.00	\$307.63	2.1664	6.63%
Water	178	CCF	\$453.25	\$0.00	\$453.25	2.5463	9.77%
Sewer	142	CCF	\$362.32	\$0.00	\$362.32	2.5515	7.81%
Total Cost:			\$4,639.42	\$0.00	\$4,639.42		

For RUSK ELEMENTARY



Filters: Cost Center Name Not Equal To DoNotReport; Billing Period Equal To 201506All Meter CodesAll Group Names

elpaso

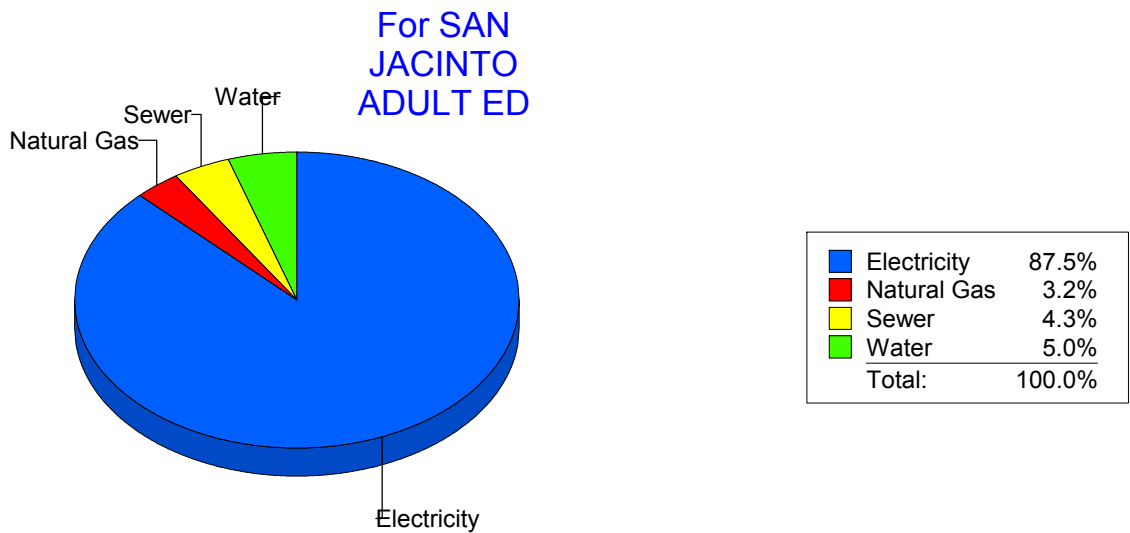
Energy CAP

Cost Avoidance Program

Cost Summary Graph

Grouped by Energy Type

Energy Type	Use	Units	Meter Cost	Special Charges	Total Cost	Avg Unit Cost	% of Total Cost
Site: SAN JACINTO ADULT ED - SAN JACINTO ADULT ED							
Electricity	13,300	KWH	\$2,175.05	\$0.00	\$2,175.05	0.1635	87.51%
Natural Gas	0	CCF	\$80.07	\$0.00	\$80.07	0.0000	3.22%
Water	30	CCF	\$123.56	\$0.00	\$123.56	4.1187	4.97%
Sewer	25	CCF	\$106.72	\$0.00	\$106.72	4.2688	4.29%
Total Cost:			\$2,485.40	\$0.00	\$2,485.40		



Filters: Cost Center Name Not Equal To DoNotReport; Billing Period Equal To 201506All Meter CodesAll Group Names

elpaso

Energy CAP

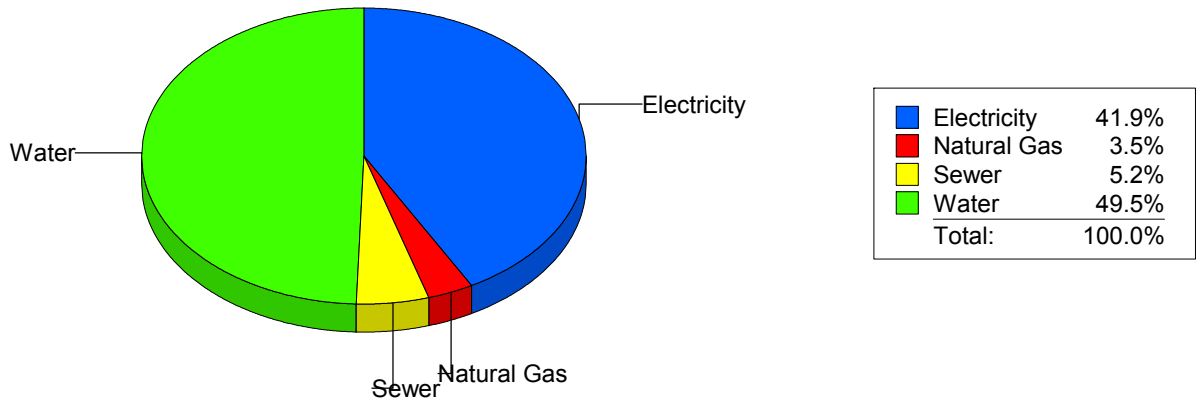
Cost Avoidance Program

Cost Summary Graph

Grouped by Energy Type

Energy Type	Use	Units	Meter Cost	Special Charges	Total Cost	Avg Unit Cost	% of Total Cost
Site: SCHUSTER ELEMENTARY - SCHUSTER ELEMENTARY							
Electricity	13,970	KWH	\$2,180.82	\$0.00	\$2,180.82	0.1561	41.85%
Natural Gas	204	CCF	\$182.28	\$0.00	\$182.28	0.8935	3.50%
Water	643	CCF	\$2,578.80	\$0.00	\$2,578.80	4.0106	49.49%
Sewer	134	CCF	\$269.13	\$0.00	\$269.13	2.0084	5.16%
Total Cost:			\$5,211.03	\$0.00	\$5,211.03		

For
SCHUSTER
ELEMENTARY



Filters: Cost Center Name Not Equal To DoNotReport; Billing Period Equal To 201506All Meter CodesAll Group Names

elpaso

Energy CAP

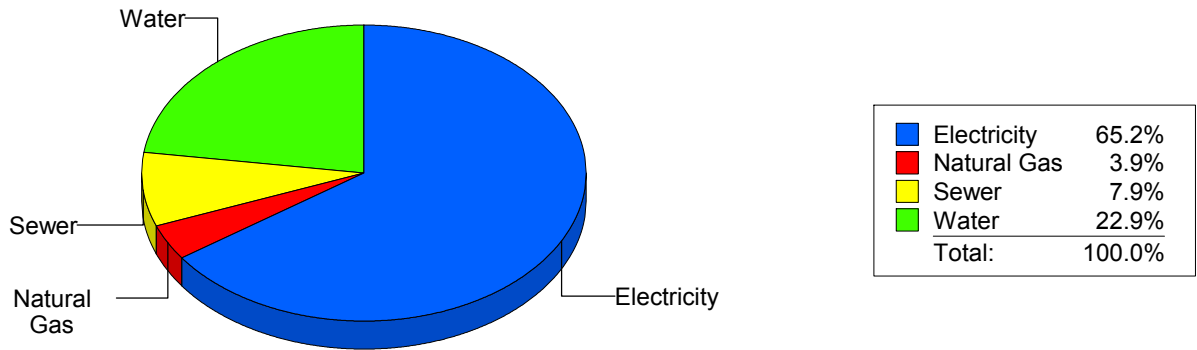
Cost Avoidance Program

Cost Summary Graph

Grouped by Energy Type

Energy Type	Use	Units	Meter Cost	Special Charges	Total Cost	Avg Unit Cost	% of Total Cost
Site: STANTON ELEMENTARY - STANTON ELEMENTARY							
Electricity	20,449	KWH	\$3,494.64	\$0.00	\$3,494.64	0.1709	65.24%
Natural Gas	113	CCF	\$211.43	\$0.00	\$211.43	1.8711	3.95%
Water	466	CCF	\$1,225.17	\$0.00	\$1,225.17	2.6291	22.87%
Sewer	200	CCF	\$425.26	\$0.00	\$425.26	2.1263	7.94%
Total Cost:			\$5,356.50	\$0.00	\$5,356.50		

For STANTON ELEMENTARY



Filters: Cost Center Name Not Equal To DoNotReport; Billing Period Equal To 201506All Meter CodesAll Group Names

elpaso

Energy CAP

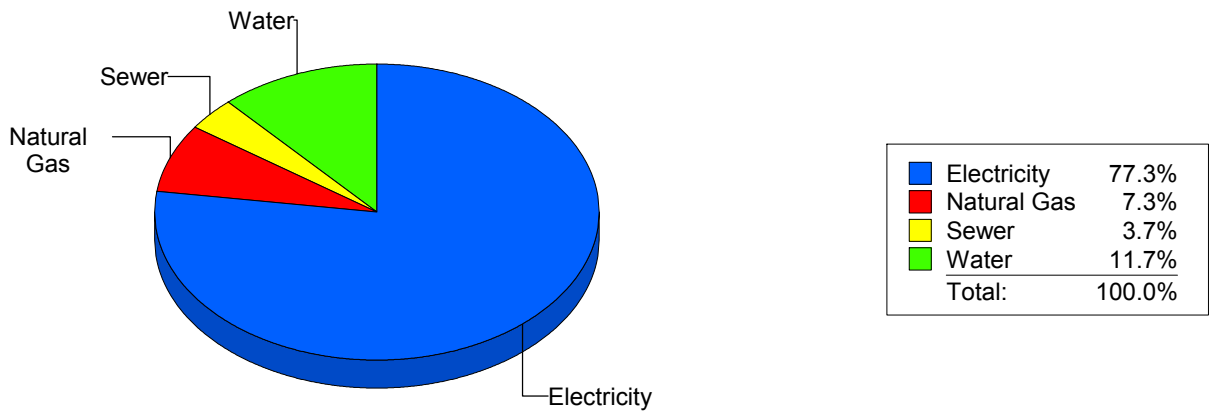
Cost Avoidance Program

Cost Summary Graph

Grouped by Energy Type

Energy Type	Use	Units	Meter Cost	Special Charges	Total Cost	Avg Unit Cost	% of Total Cost
Site: SUNSET HIGH - SUNSET HIGH							
Electricity	21,520	KWH	\$2,474.88	\$0.00	\$2,474.88	0.1150	77.32%
Natural Gas	295	CCF	\$233.33	\$0.00	\$233.33	0.7909	7.29%
Water	101	CCF	\$375.47	\$0.00	\$375.47	3.7175	11.73%
Sewer	32	CCF	\$117.15	\$0.00	\$117.15	3.6609	3.66%
Total Cost:			\$3,200.83	\$0.00	\$3,200.83		

For SUNSET HIGH



Filters: Cost Center Name Not Equal To DoNotReport; Billing Period Equal To 201506All Meter CodesAll Group Names

elpaso

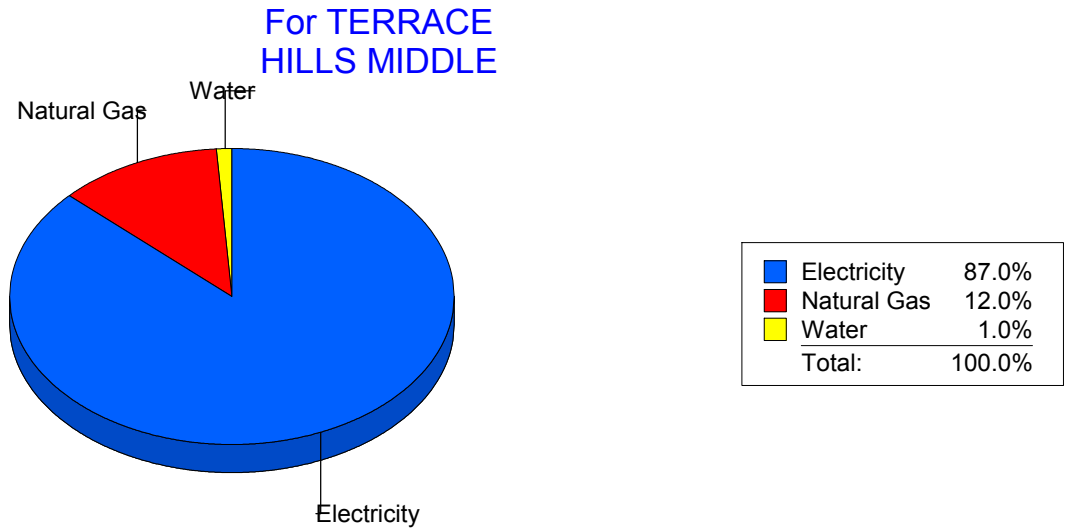
Energy CAP

Cost Avoidance Program

Cost Summary Graph

Grouped by Energy Type

Energy Type	Use	Units	Meter Cost	Special Charges	Total Cost	Avg Unit Cost	% of Total Cost
Site: TERRACE HILLS MIDDLE - TERRACE HILLS MIDDLE							
Electricity	25,200	KWH	\$3,698.79	\$0.00	\$3,698.79	0.1468	86.97%
Natural Gas	670	CCF	\$511.45	\$0.00	\$511.45	0.7634	12.03%
Water	0	CCF	\$42.47	\$0.00	\$42.47	0.0000	1.00%
Total Cost:			\$4,252.71	\$0.00	\$4,252.71		



Filters: Cost Center Name Not Equal To DoNotReport; Billing Period Equal To 201506All Meter CodesAll Group Names

el Paso

Energy CAP

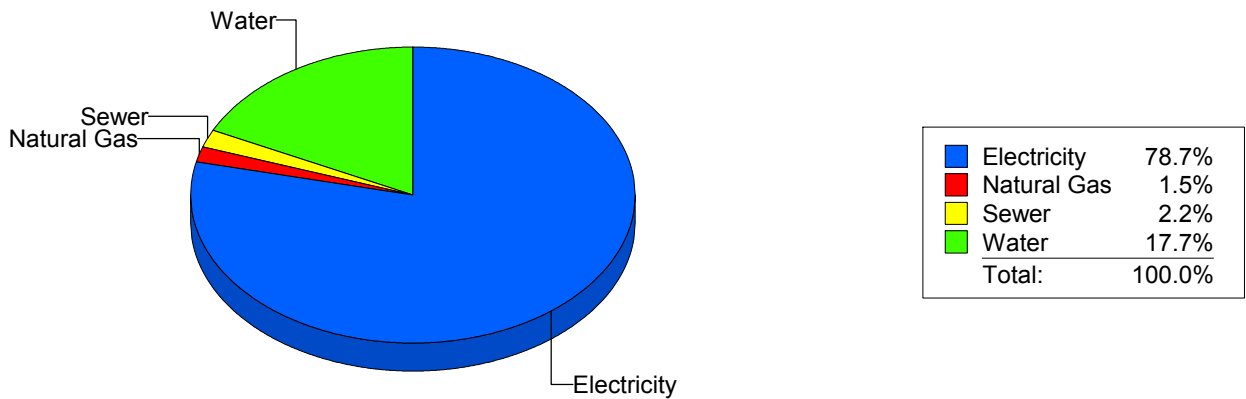
Cost Avoidance Program

Cost Summary Graph

Grouped by Energy Type

Energy Type	Use	Units	Meter Cost	Special Charges	Total Cost	Avg Unit Cost	% of Total Cost
Site: TIPPIN - TIPPIN ELEMENTARY							
Electricity	80,160	KWH	\$10,715.51	\$0.00	\$10,715.51	0.1337	78.68%
Natural Gas	241	CCF	\$203.28	\$0.00	\$203.28	0.8435	1.49%
Water	499	CCF	\$2,407.44	\$0.00	\$2,407.44	4.8245	17.68%
Sewer	89	CCF	\$293.35	\$0.00	\$293.35	3.2961	2.15%
Total Cost:			\$13,619.58	\$0.00	\$13,619.58		

For TIPPIN ELEMENTARY



Filters: Cost Center Name Not Equal To DoNotReport; Billing Period Equal To 201506All Meter CodesAll Group Names

elpaso

Energy CAP

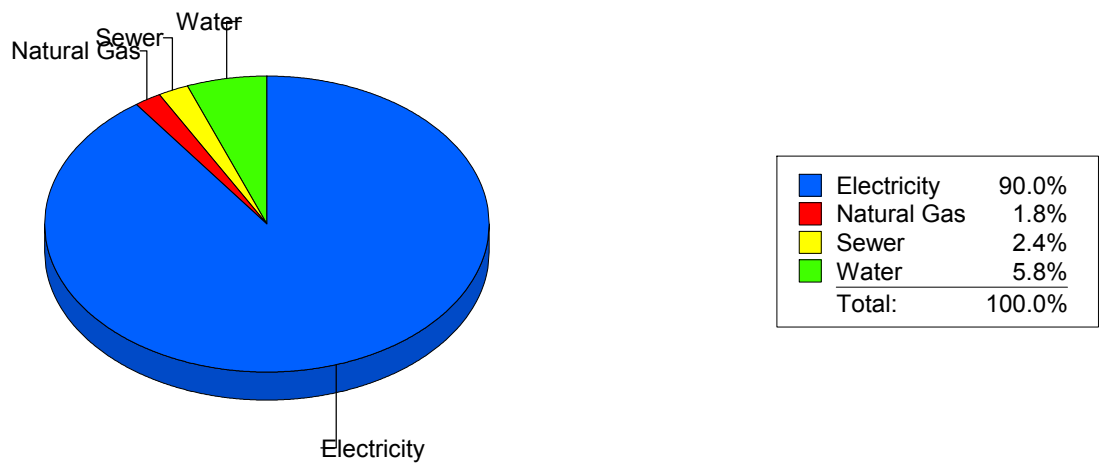
Cost Avoidance Program

Cost Summary Graph

Grouped by Energy Type

Energy Type	Use	Units	Meter Cost	Special Charges	Total Cost	Avg Unit Cost	% of Total Cost
Site: TOMLEA - TOM LEA							
Electricity	84,520	KWH	\$12,121.20	\$0.00	\$12,121.20	0.1434	89.96%
Natural Gas	323	CCF	\$249.01	\$0.00	\$249.01	0.7709	1.85%
Water	218	CCF	\$785.91	\$0.00	\$785.91	3.6051	5.83%
Sewer	105	CCF	\$317.19	\$0.00	\$317.19	3.0209	2.35%
Total Cost:			\$13,473.31	\$0.00	\$13,473.31		

For TOM LEA



Filters: Cost Center Name Not Equal To DoNotReport; Billing Period Equal To 201506All Meter CodesAll Group Names

el paso

Energy CAP

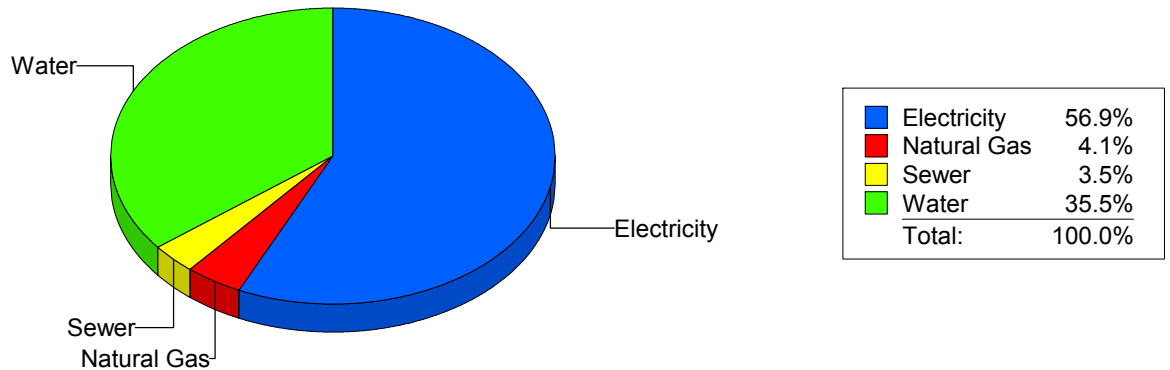
Cost Avoidance Program

Cost Summary Graph

Grouped by Energy Type

Energy Type	Use	Units	Meter Cost	Special Charges	Total Cost	Avg Unit Cost	% of Total Cost
Site: TRAVIS ELEMENTARY SC - TRAVIS ELEMENTARY SC							
Electricity	26,163	KWH	\$3,556.59	\$0.00	\$3,556.59	0.1359	56.85%
Natural Gas	198	CCF	\$258.99	\$0.00	\$258.99	1.3080	4.14%
Water	500	CCF	\$2,222.08	\$0.00	\$2,222.08	4.4442	35.52%
Sewer	61	CCF	\$218.15	\$0.00	\$218.15	3.5762	3.49%
Total Cost:			\$6,255.81	\$0.00	\$6,255.81		

For TRAVIS
ELEMENTARY
SC



Filters: Cost Center Name Not Equal To DoNotReport; Billing Period Equal To 201506All Meter CodesAll Group Names

elpaso

Energy CAP

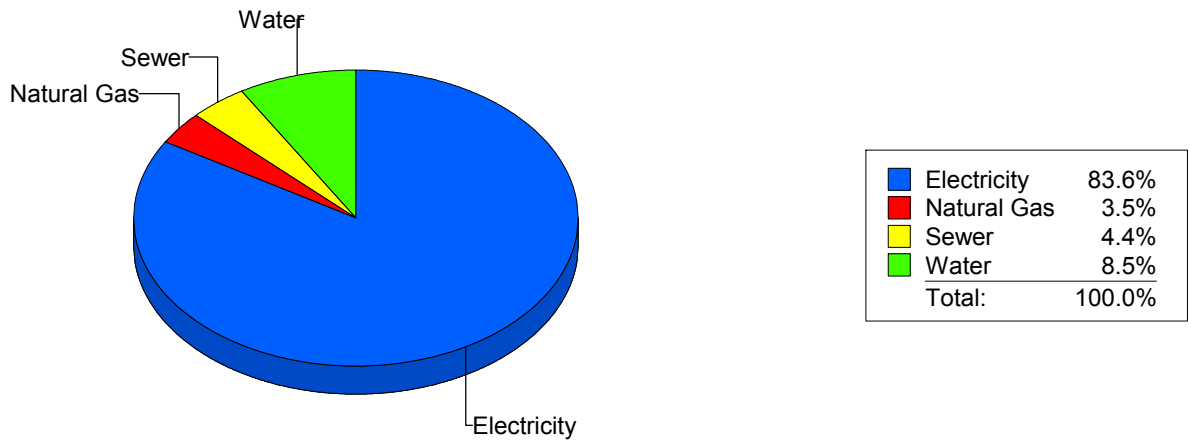
Cost Avoidance Program

Cost Summary Graph

Grouped by Energy Type

Energy Type	Use	Units	Meter Cost	Special Charges	Total Cost	Avg Unit Cost	% of Total Cost
Site: VILAS ELEMENTARY - VILAS ELEMENTARY							
Electricity	49,388	KWH	\$7,005.80	\$0.00	\$7,005.80	0.1419	83.57%
Natural Gas	123	CCF	\$297.00	\$0.00	\$297.00	2.4146	3.54%
Water	157	CCF	\$714.86	\$0.00	\$714.86	4.5532	8.53%
Sewer	59	CCF	\$365.79	\$0.00	\$365.79	6.1998	4.36%
Total Cost:			\$8,383.45	\$0.00	\$8,383.45		

For VILAS ELEMENTARY



Filters: Cost Center Name Not Equal To DoNotReport; Billing Period Equal To 201506All Meter CodesAll Group Names

elpaso

Energy CAP

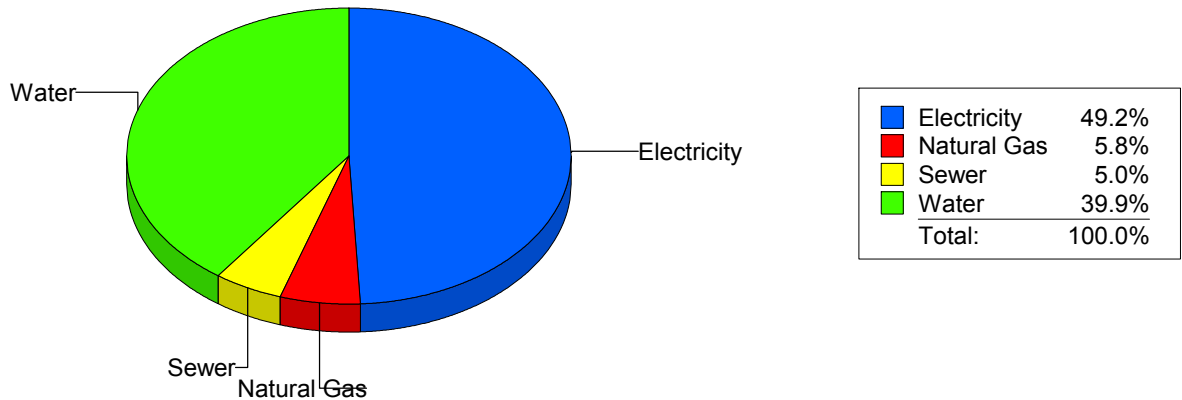
Cost Avoidance Program

Cost Summary Graph

Grouped by Energy Type

Energy Type	Use	Units	Meter Cost	Special Charges	Total Cost	Avg Unit Cost	% of Total Cost
Site: WAINWRIGHT ELEMENTAR - WAINWRIGHT ELEMENTAR							
Electricity	11,886	KWH	\$1,745.85	\$0.00	\$1,745.85	0.1469	49.23%
Natural Gas	105	CCF	\$206.34	\$0.00	\$206.34	1.9651	5.82%
Water	262	CCF	\$1,416.79	\$0.00	\$1,416.79	5.4076	39.95%
Sewer	26	CCF	\$177.68	\$0.00	\$177.68	6.8338	5.01%
Total Cost:			\$3,546.66	\$0.00	\$3,546.66		

For
WAINWRIGHT
ELEMENTAR



Filters: Cost Center Name Not Equal To DoNotReport; Billing Period Equal To 201506All Meter CodesAll Group Names

elpaso

Energy CAP

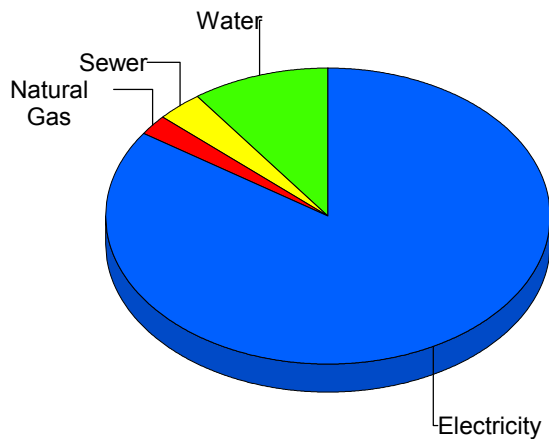
Cost Avoidance Program

Cost Summary Graph

Grouped by Energy Type

Energy Type	Use	Units	Meter Cost	Special Charges	Total Cost	Avg Unit Cost	% of Total Cost
Site: WESTERN HILLS ELEMEN - WESTERN HILLS ELEMEN							
Electricity	54,120	KWH	\$8,801.54	\$0.00	\$8,801.54	0.1626	84.31%
Natural Gas	335	CCF	\$255.74	\$0.00	\$255.74	0.7634	2.45%
Water	414	CCF	\$1,039.30	\$0.00	\$1,039.30	2.5104	9.96%
Sewer	64	CCF	\$342.93	\$0.00	\$342.93	5.3583	3.28%
Total Cost:			\$10,439.51	\$0.00	\$10,439.51		

For WESTERN HILLS ELEMEN



Electricity	84.3%
Natural Gas	2.4%
Sewer	3.3%
Water	10.0%
Total:	100.0%

Filters: Cost Center Name Not Equal To DoNotReport; Billing Period Equal To 201506All Meter CodesAll Group Names

elpaso

Energy CAP

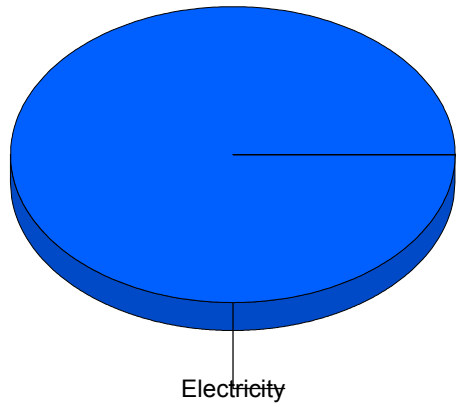
Cost Avoidance Program

Cost Summary Graph

Grouped by Energy Type

Energy Type	Use	Units	Meter Cost	Special Charges	Total Cost	Avg Unit Cost	% of Total Cost
Site: WESTSIDE TRANSPORTAT - WESTSIDE TRANSPORTAT							
Electricity	3,109	KWH	\$405.38	\$0.00	\$405.38	0.1304	100.00%
Total Cost:			\$405.38	\$0.00	\$405.38		

For WESTSIDE TRANSPORTAT



■ Electricity	100.0%
Total:	100.0%

Filters: Cost Center Name Not Equal To DoNotReport; Billing Period Equal To 201506All Meter CodesAll Group Names

elpaso

Energy CAP

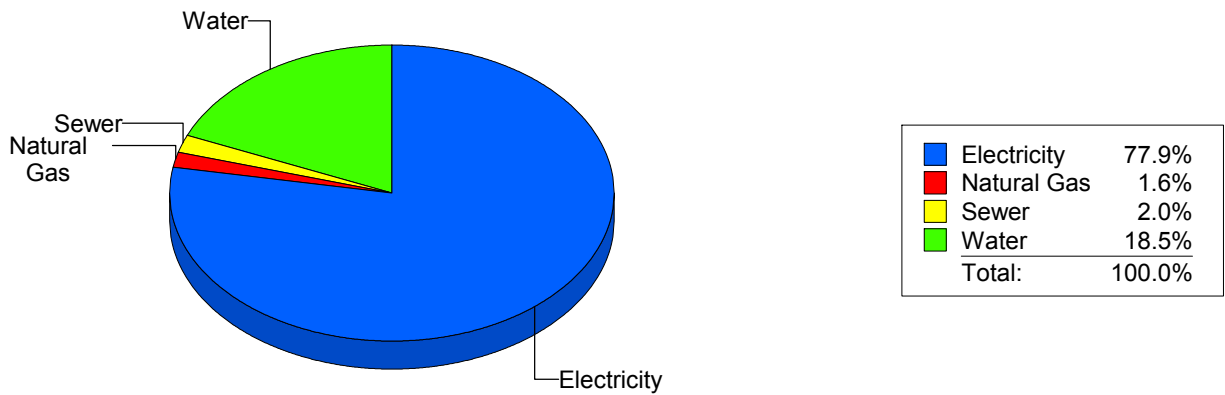
Cost Avoidance Program

Cost Summary Graph

Grouped by Energy Type

Energy Type	Use	Units	Meter Cost	Special Charges	Total Cost	Avg Unit Cost	% of Total Cost
Site: WHITAKER ELEMENTARY - WHITAKER ELEMENTARY							
Electricity	85,800	KWH	\$11,319.40	\$0.00	\$11,319.40	0.1319	77.88%
Natural Gas	304	CCF	\$238.35	\$0.00	\$238.35	0.7840	1.64%
Water	1,119	CCF	\$2,687.36	\$0.00	\$2,687.36	2.4016	18.49%
Sewer	86	CCF	\$288.88	\$0.00	\$288.88	3.3591	1.99%
Total Cost:			\$14,533.99	\$0.00	\$14,533.99		

For WHITAKER ELEMENTARY



Filters: Cost Center Name Not Equal To DoNotReport; Billing Period Equal To 201506All Meter CodesAll Group Names

elpaso

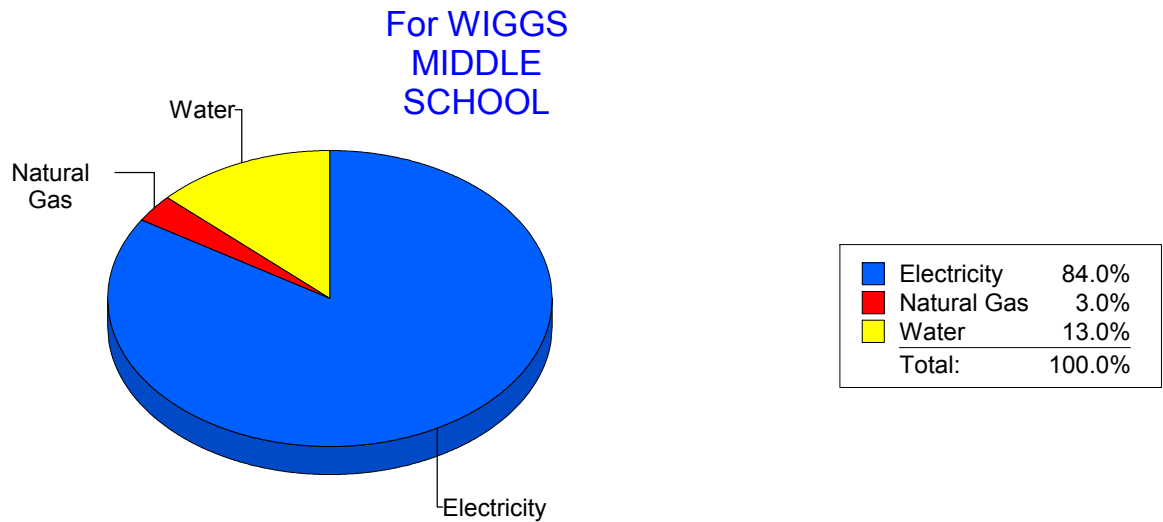
Energy CAP

Cost Avoidance Program

Cost Summary Graph

Grouped by Energy Type

Energy Type	Use	Units	Meter Cost	Special Charges	Total Cost	Avg Unit Cost	% of Total Cost
Site: WIGGS MIDDLE SCHOOL - WIGGS MIDDLE SCHOOL							
Electricity	48,680	KWH	\$6,812.70	\$0.00	\$6,812.70	0.1399	83.99%
Natural Gas	313	CCF	\$243.41	\$0.00	\$243.41	0.7777	3.00%
Water	395	CCF	\$1,055.49	\$0.00	\$1,055.49	2.6721	13.01%
Total Cost:			\$8,111.60	\$0.00	\$8,111.60		



Filters: Cost Center Name Not Equal To DoNotReport; Billing Period Equal To 201506All Meter CodesAll Group Names

elpaso

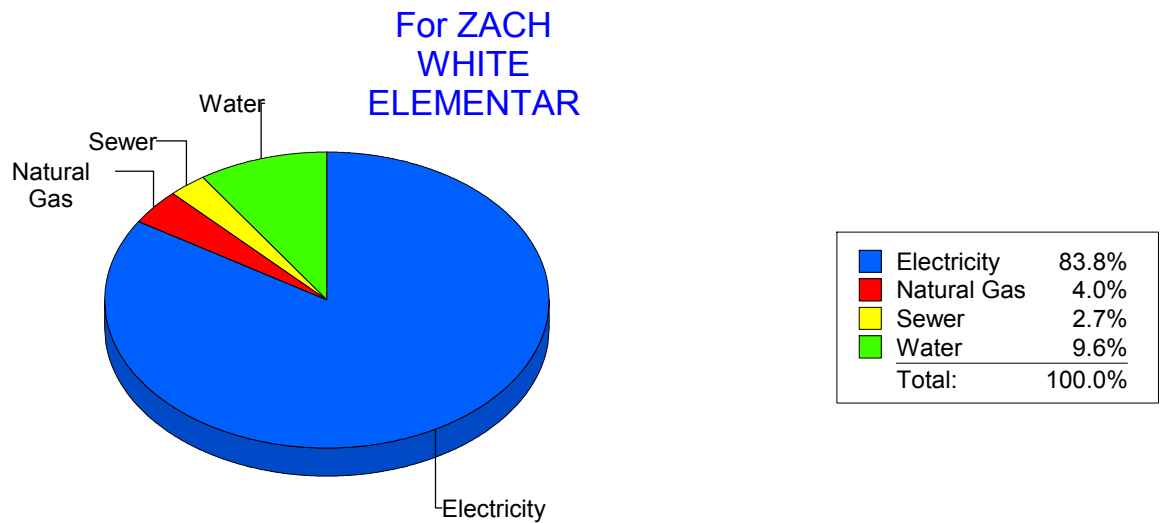
Energy CAP

Cost Avoidance Program

Cost Summary Graph

Grouped by Energy Type

Energy Type	Use	Units	Meter Cost	Special Charges	Total Cost	Avg Unit Cost	% of Total Cost
Site: ZACH WHITE ELEMENTAR - ZACH WHITE ELEMENTAR							
Electricity	48,000	KWH	\$7,764.10	\$0.00	\$7,764.10	0.1618	83.77%
Natural Gas	390	CCF	\$366.67	\$0.00	\$366.67	0.9402	3.96%
Water	308	CCF	\$886.89	\$0.00	\$886.89	2.8795	9.57%
Sewer	75	CCF	\$250.69	\$0.00	\$250.69	3.3425	2.70%
Total Cost:			\$9,268.35	\$0.00	\$9,268.35		



Filters: Cost Center Name Not Equal To DoNotReport; Billing Period Equal To 201506All Meter CodesAll Group Names

elpaso

Energy CAP

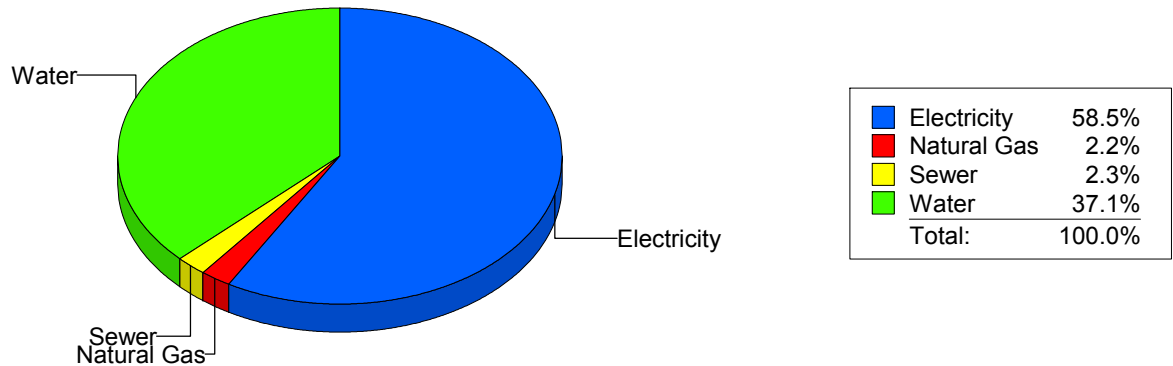
Cost Avoidance Program

Cost Summary Graph

Grouped by Energy Type

Energy Type	Use	Units	Meter Cost	Special Charges	Total Cost	Avg Unit Cost	% of Total Cost
Site: ZAVALA ELEMENTARY SC - ZAVALA ELEMENTARY SC							
Electricity	27,500	KWH	\$3,351.56	\$0.00	\$3,351.56	0.1219	58.47%
Natural Gas	99	CCF	\$123.51	\$0.00	\$123.51	1.2476	2.15%
Water	405	CCF	\$2,126.63	\$0.00	\$2,126.63	5.2509	37.10%
Sewer	41	CCF	\$130.56	\$0.00	\$130.56	3.1844	2.28%
Total Cost:			\$5,732.26	\$0.00	\$5,732.26		

For ZAVALA
ELEMENTARY
SC



Filters: Cost Center Name Not Equal To DoNotReport; Billing Period Equal To 201506All Meter CodesAll Group Names

el paso

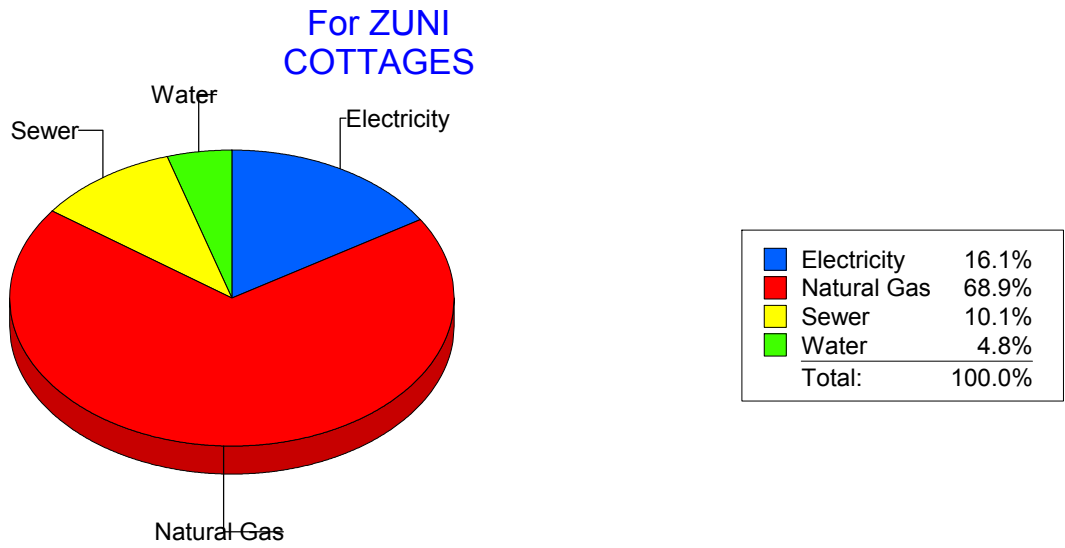
Energy CAP

Cost Avoidance Program

Cost Summary Graph

Grouped by Energy Type

Energy Type	Use	Units	Meter Cost	Special Charges	Total Cost	Avg Unit Cost	% of Total Cost
Site: ZUNI COTTAGES - ZUNI COTTAGES							
Electricity		28 KWH	\$37.61	\$0.00	\$37.61	1.3432	16.14%
Natural Gas		1 CCF	\$160.58	\$0.00	\$160.58	160.5800	68.93%
Water		0 CCF	\$11.18	\$0.00	\$11.18	0.0000	4.80%
Sewer		0 CCF	\$23.60	\$0.00	\$23.60	0.0000	10.13%
Total Cost:			\$232.97	\$0.00	\$232.97		



Filters: Cost Center Name Not Equal To DoNotReport; Billing Period Equal To 201506All Meter CodesAll Group Names

el Paso

Energy CAP

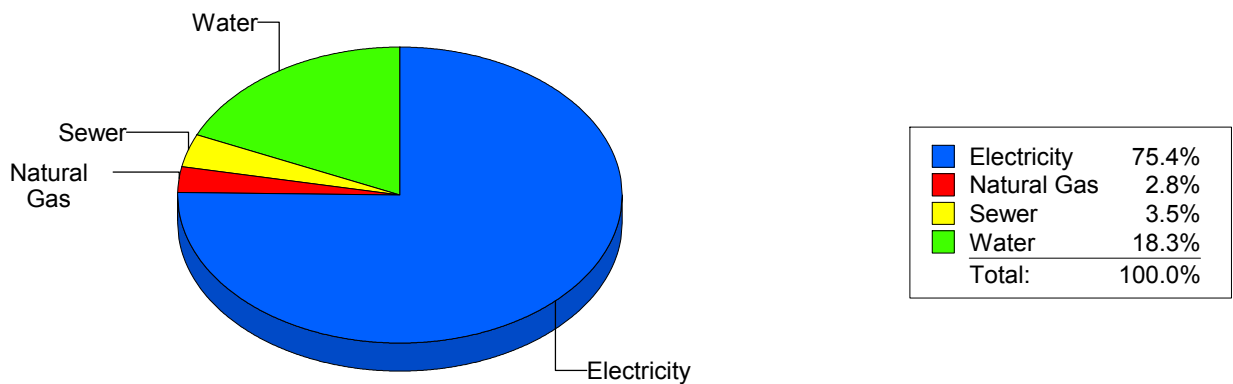
Cost Avoidance Program

Cost Summary Graph

Grouped by Energy Type

Energy Type	Use	Units	Meter Cost	Special Charges	Total Cost	Avg Unit Cost	% of Total Cost
All Sites							
Electricity	6,222,182	KWH	\$928,942.66	\$0.00	\$928,942.66	0.1493	75.37%
Natural Gas	38,715	CCF	\$34,867.68	\$0.00	\$34,867.68	0.9006	2.83%
Water	66,266	CCF	\$225,742.70	\$0.00	\$225,742.70	3.4066	18.31%
Sewer	16,089	CCF	\$43,024.44	\$0.00	\$43,024.44	2.6742	3.49%
Total Cost:			\$1,232,577.48	\$0.00	\$1,232,577.48		

For All Sites



Filters: Cost Center Name Not Equal To DoNotReport; Billing Period Equal To 201506All Meter CodesAll Group Names