

# elpaso

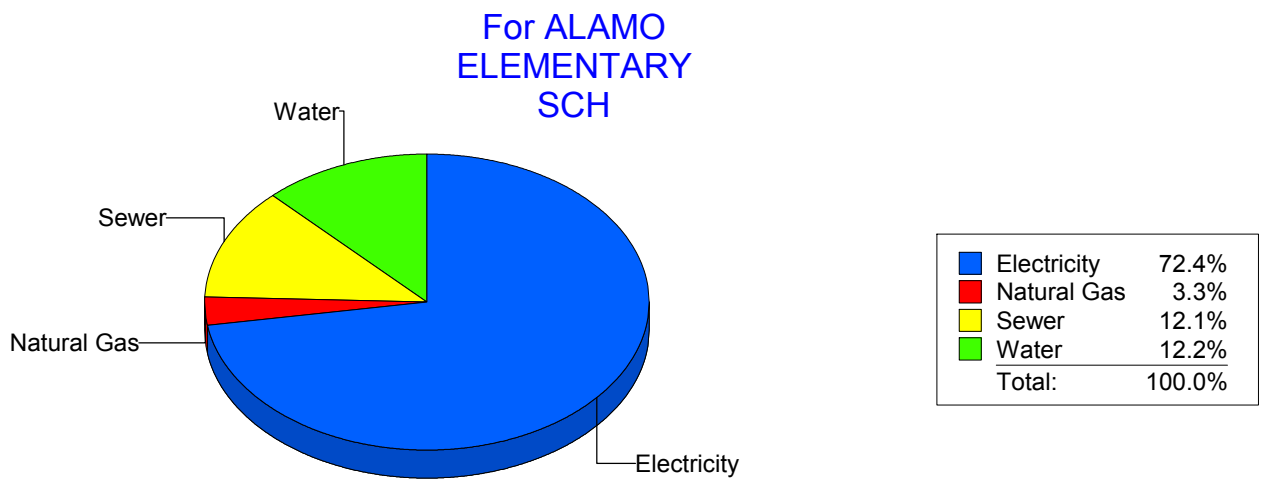
Energy CAP

Cost Avoidance Program

## Cost Summary Graph

Grouped by Energy Type

Energy Type	Use	Units	Meter Cost	Special Charges	Total Cost	Avg Unit Cost	% of Total Cost
Site: ALAMO ELEMENTARY SCH - ALAMO ELEMENTARY SCH							
Electricity	3,250	KWH	\$741.68	\$0.00	\$741.68	0.2282	72.37%
Natural Gas	0	CCF	\$33.38	\$0.00	\$33.38	0.0000	3.26%
Water	0	CCF	\$125.26	\$0.00	\$125.26	0.0000	12.22%
Sewer	0	CCF	\$124.48	\$0.00	\$124.48	0.0000	12.15%
Total Cost:			\$1,024.80	\$0.00	\$1,024.80		



Filters: Cost Center Name Not Equal To DoNotReport; Billing Period Equal To 201106All Meter CodesAll Group Names

# elpaso

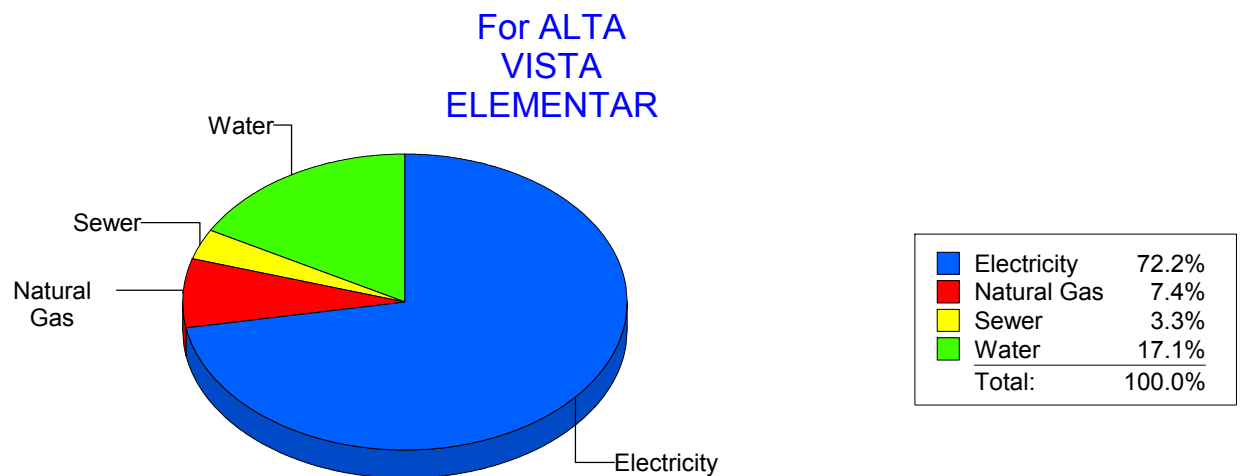
Energy CAP

Cost Avoidance Program

## Cost Summary Graph

Grouped by Energy Type

Energy Type	Use	Units	Meter Cost	Special Charges	Total Cost	Avg Unit Cost	% of Total Cost
Site: ALTA VISTA ELEMENTAR - ALTA VISTA ELEMENTAR							
Electricity	18,900	KWH	\$3,774.43	\$0.00	\$3,774.43	0.1997	72.20%
Natural Gas	561	CCF	\$388.82	\$0.00	\$388.82	0.6931	7.44%
Water	302	CCF	\$891.46	\$0.00	\$891.46	2.9519	17.05%
Sewer	87	CCF	\$172.73	\$0.00	\$172.73	1.9854	3.30%
Total Cost:			\$5,227.44	\$0.00	\$5,227.44		



Filters: Cost Center Name Not Equal To DoNotReport; Billing Period Equal To 201106All Meter CodesAll Group Names

# el Paso

Energy CAP

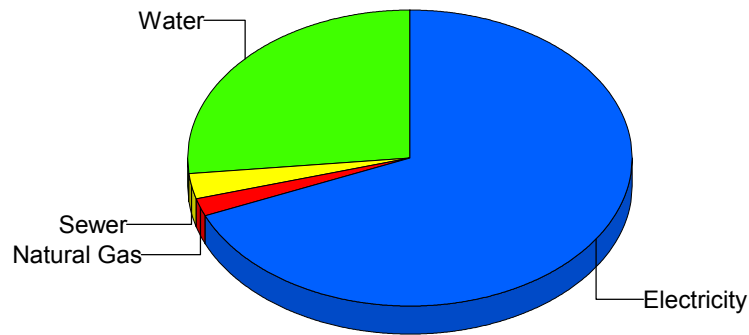
Cost Avoidance Program

## Cost Summary Graph

Grouped by Energy Type

Energy Type	Use	Units	Meter Cost	Special Charges	Total Cost	Avg Unit Cost	% of Total Cost
Site: ANDRESS HIGH SCHOOL - ANDRESS HIGH SCHOOL							
Electricity	169,285	KWH	\$19,904.64	\$0.00	\$19,904.64	0.1176	68.50%
Natural Gas	926	CCF	\$635.52	\$0.00	\$635.52	0.6863	2.19%
Water	2,320	CCF	\$7,740.79	\$0.00	\$7,740.79	3.3365	26.64%
Sewer	502	CCF	\$775.15	\$0.00	\$775.15	1.5441	2.67%
Total Cost:			\$29,056.10	\$0.00	\$29,056.10		

For ANDRESS  
HIGH SCHOOL



Electricity	68.5%
Natural Gas	2.2%
Sewer	2.7%
Water	26.6%
Total:	100.0%

Filters: Cost Center Name Not Equal To DoNotReport; Billing Period Equal To 201106All Meter CodesAll Group Names

# elpaso

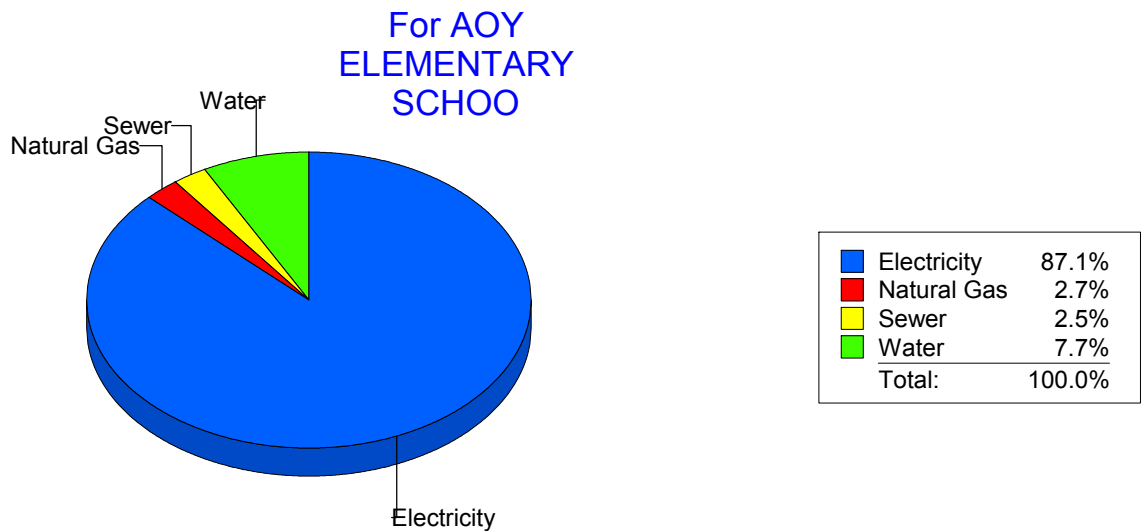
Energy CAP

Cost Avoidance Program

## Cost Summary Graph

Grouped by Energy Type

Energy Type	Use	Units	Meter Cost	Special Charges	Total Cost	Avg Unit Cost	% of Total Cost
Site: AOY ELEMENTARY SCHOO - AOY ELEMENTARY SCHOO							
Electricity	53,966	KWH	\$12,338.57	\$0.00	\$12,338.57	0.2286	87.11%
Natural Gas	557	CCF	\$387.84	\$0.00	\$387.84	0.6963	2.74%
Water	322	CCF	\$1,085.73	\$0.00	\$1,085.73	3.3718	7.67%
Sewer	71	CCF	\$351.60	\$0.00	\$351.60	4.9521	2.48%
Total Cost:			\$14,163.74	\$0.00	\$14,163.74		



Filters: Cost Center Name Not Equal To DoNotReport; Billing Period Equal To 201106All Meter CodesAll Group Names

# elpaso

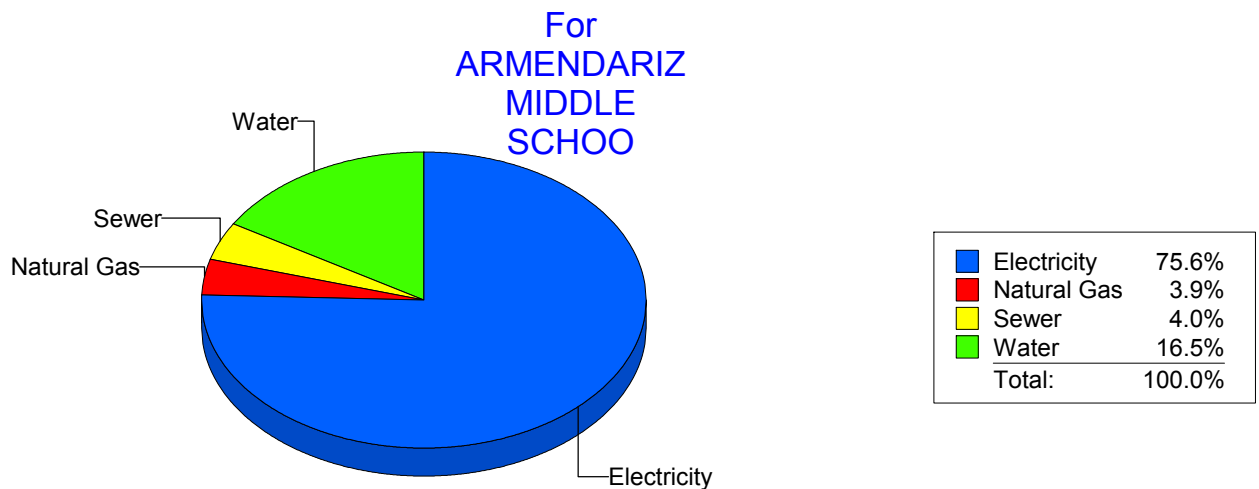
Energy CAP

Cost Avoidance Program

## Cost Summary Graph

Grouped by Energy Type

Energy Type	Use	Units	Meter Cost	Special Charges	Total Cost	Avg Unit Cost	% of Total Cost
Site: ARMENDARIZ MIDDLE SCHOO - ARMENDARIZ MIDDLE SCHOO							
Electricity	49,000	KWH	\$7,507.18	\$0.00	\$7,507.18	0.1532	75.64%
Natural Gas	605	CCF	\$382.98	\$0.00	\$382.98	0.6330	3.86%
Water	737	CCF	\$1,634.31	\$0.00	\$1,634.31	2.2175	16.47%
Sewer	148	CCF	\$399.91	\$0.00	\$399.91	2.7021	4.03%
Total Cost:			\$9,924.38	\$0.00	\$9,924.38		



Filters: Cost Center Name Not Equal To DoNotReport; Billing Period Equal To 201106All Meter CodesAll Group Names

# el Paso

Energy CAP

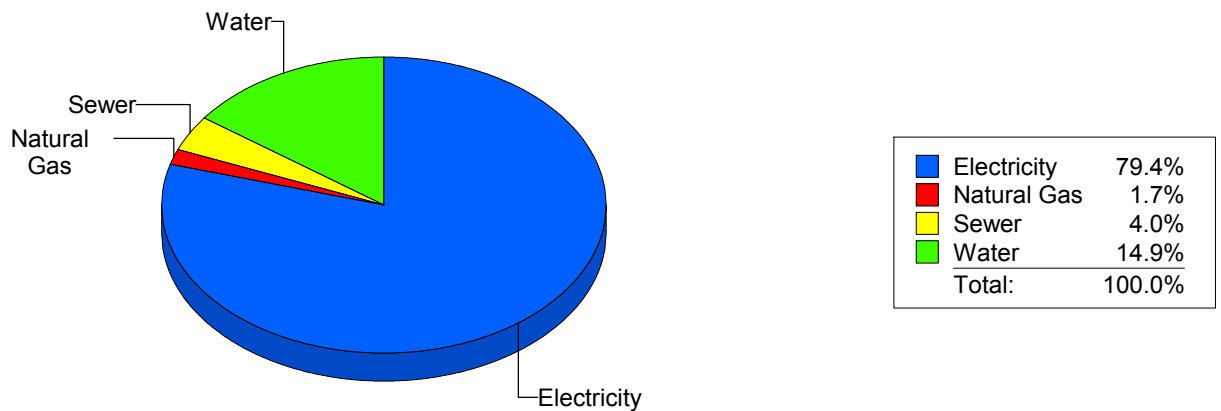
Cost Avoidance Program

## Cost Summary Graph

Grouped by Energy Type

Energy Type	Use	Units	Meter Cost	Special Charges	Total Cost	Avg Unit Cost	% of Total Cost
Site: AUSTIN HIGH SCHOOL - AUSTIN HIGH SCHOOL							
Electricity	177,178	KWH	\$22,429.08	\$0.00	\$22,429.08	0.1266	79.40%
Natural Gas	673	CCF	\$484.89	\$0.00	\$484.89	0.7205	1.72%
Water	1,447	CCF	\$4,212.68	\$0.00	\$4,212.68	2.9113	14.91%
Sewer	452	CCF	\$1,122.42	\$0.00	\$1,122.42	2.4832	3.97%
Total Cost:			\$28,249.07	\$0.00	\$28,249.07		

For AUSTIN  
HIGH SCHOOL



Filters: Cost Center Name Not Equal To DoNotReport; Billing Period Equal To 201106All Meter CodesAll Group Names

# elpaso

Energy CAP

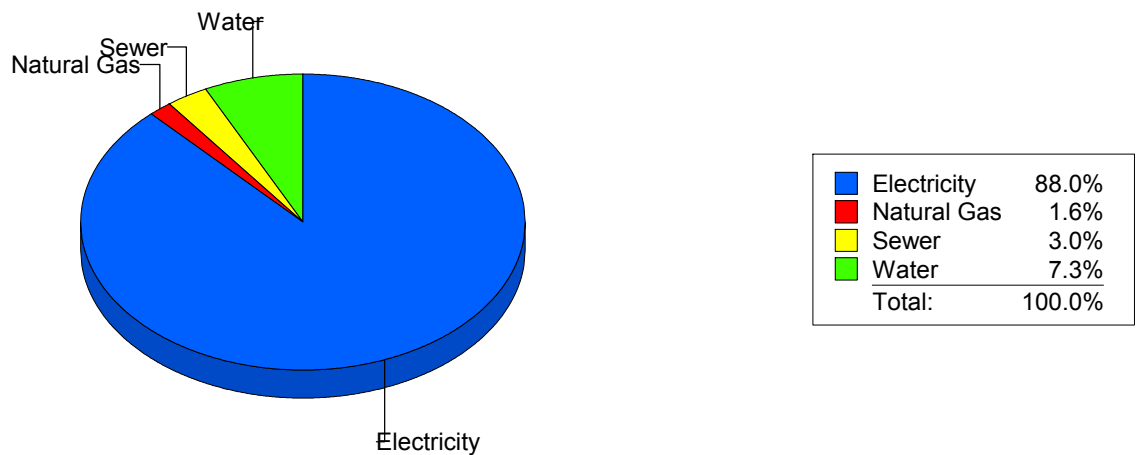
Cost Avoidance Program

## Cost Summary Graph

Grouped by Energy Type

Energy Type	Use	Units	Meter Cost	Special Charges	Total Cost	Avg Unit Cost	% of Total Cost
Site: BARRON - BARRON							
Electricity	63,915	KWH	\$9,984.31	\$0.00	\$9,984.31	0.1562	88.04%
Natural Gas	220	CCF	\$186.44	\$0.00	\$186.44	0.8475	1.64%
Water	121	CCF	\$825.46	\$0.00	\$825.46	6.8220	7.28%
Sewer	86	CCF	\$344.41	\$0.00	\$344.41	4.0048	3.04%
Total Cost:			\$11,340.62	\$0.00	\$11,340.62		

For BARRON



Filters: Cost Center Name Not Equal To DoNotReport; Billing Period Equal To 201106All Meter CodesAll Group Names

# elpaso

Energy CAP

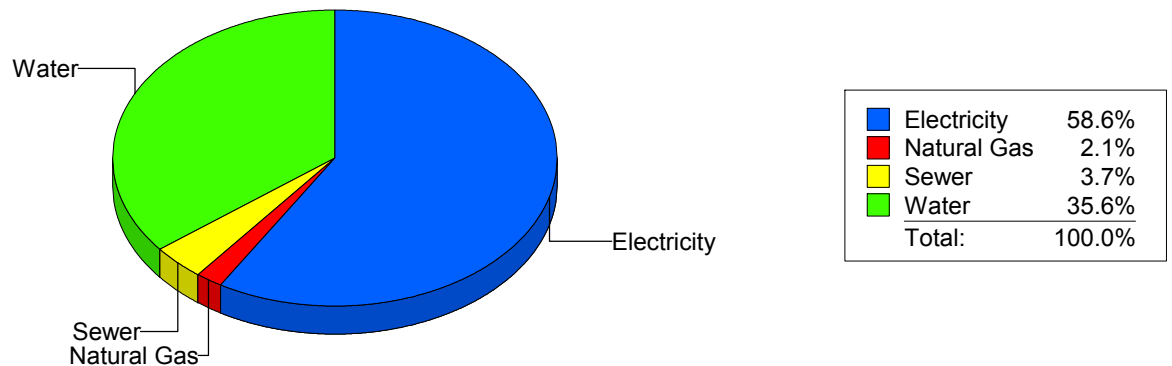
Cost Avoidance Program

## Cost Summary Graph

Grouped by Energy Type

Energy Type	Use	Units	Meter Cost	Special Charges	Total Cost	Avg Unit Cost	% of Total Cost
Site: BASSET MIDDLE SCHOOL - BASSET MIDDLE SCHOOL							
Electricity	60,276	KWH	\$7,998.51	\$0.00	\$7,998.51	0.1327	58.62%
Natural Gas	322	CCF	\$281.91	\$0.00	\$281.91	0.8755	2.07%
Water	1,552	CCF	\$4,864.22	\$0.00	\$4,864.22	3.1342	35.65%
Sewer	286	CCF	\$500.83	\$0.00	\$500.83	1.7512	3.67%
Total Cost:			\$13,645.47	\$0.00	\$13,645.47		

For BASSET  
MIDDLE  
SCHOOL



Filters: Cost Center Name Not Equal To DoNotReport; Billing Period Equal To 201106All Meter CodesAll Group Names



# elpaso

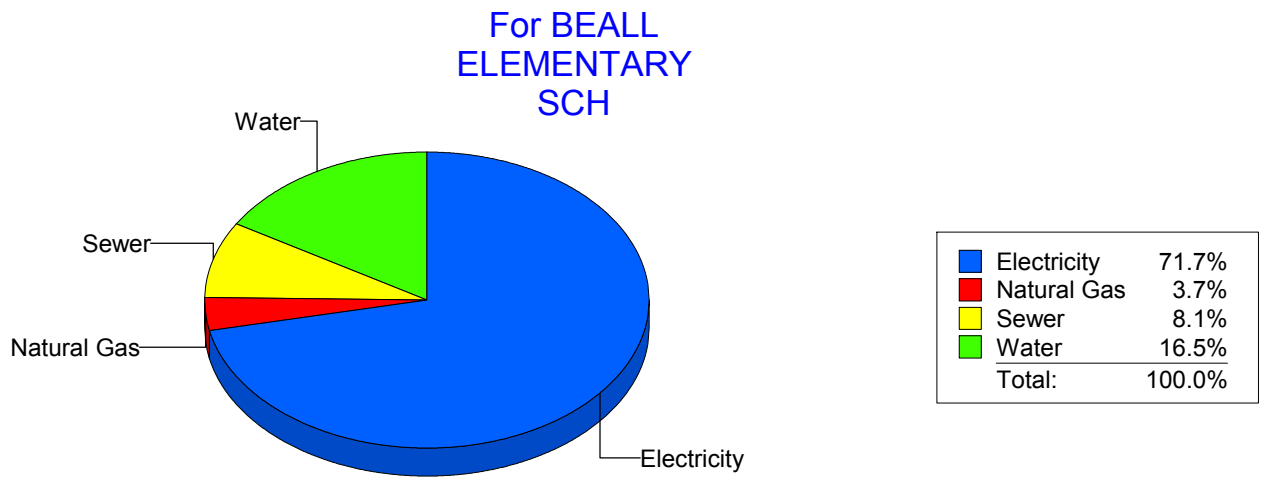
Energy CAP

Cost Avoidance Program

## Cost Summary Graph

Grouped by Energy Type

Energy Type	Use	Units	Meter Cost	Special Charges	Total Cost	Avg Unit Cost	% of Total Cost
Site: BEALL ELEMENTARY SCH - BEALL ELEMENTARY SCH							
Electricity	12,640	KWH	\$2,557.62	\$0.00	\$2,557.62	0.2023	71.68%
Natural Gas	128	CCF	\$132.00	\$0.00	\$132.00	1.0313	3.70%
Water	251	CCF	\$588.59	\$0.00	\$588.59	2.3450	16.50%
Sewer	120	CCF	\$290.01	\$0.00	\$290.01	2.4168	8.13%
Total Cost:			\$3,568.22	\$0.00	\$3,568.22		



Filters: Cost Center Name Not Equal To DoNotReport; Billing Period Equal To 201106All Meter CodesAll Group Names

# el Paso

Energy CAP

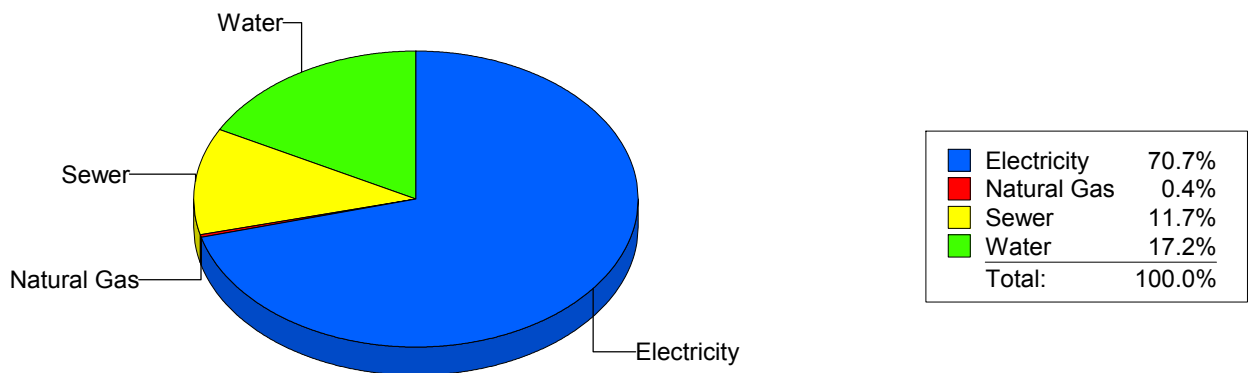
Cost Avoidance Program

## Cost Summary Graph

Grouped by Energy Type

Energy Type	Use	Units	Meter Cost	Special Charges	Total Cost	Avg Unit Cost	% of Total Cost
Site: BLISS ELEMENTARY - BLISS ELEMENTARY							
Electricity	13,600	KWH	\$2,732.38	\$0.00	\$2,732.38	0.2009	70.70%
Natural Gas	19	CCF	\$15.28	\$0.00	\$15.28	0.8042	0.40%
Water	373	CCF	\$666.04	\$0.00	\$666.04	1.7856	17.23%
Sewer	247	CCF	\$451.30	\$0.00	\$451.30	1.8271	11.68%
Total Cost:			\$3,865.00	\$0.00	\$3,865.00		

For BLISS  
ELEMENTARY



Filters: Cost Center Name Not Equal To DoNotReport; Billing Period Equal To 201106All Meter CodesAll Group Names

# elpaso

Energy CAP

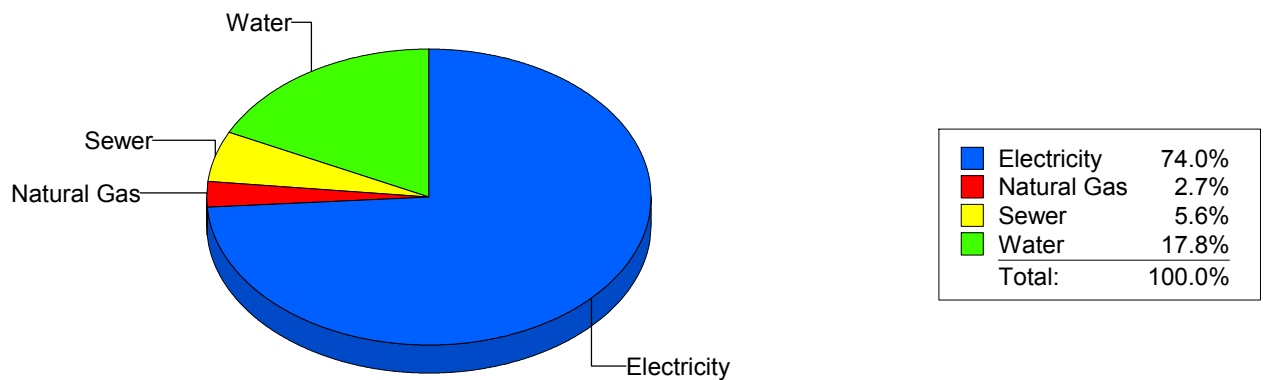
Cost Avoidance Program

## Cost Summary Graph

Grouped by Energy Type

Energy Type	Use	Units	Meter Cost	Special Charges	Total Cost	Avg Unit Cost	% of Total Cost
Site: BOND - BOND ELEMENTARY							
Electricity	21,060	KWH	\$4,640.65	\$0.00	\$4,640.65	0.2204	73.98%
Natural Gas	188	CCF	\$168.19	\$0.00	\$168.19	0.8946	2.68%
Water	451	CCF	\$1,114.54	\$0.00	\$1,114.54	2.4713	17.77%
Sewer	167	CCF	\$349.70	\$0.00	\$349.70	2.0940	5.57%
Total Cost:			\$6,273.08	\$0.00	\$6,273.08		

For BOND  
ELEMENTARY



Filters: Cost Center Name Not Equal To DoNotReport; Billing Period Equal To 201106All Meter CodesAll Group Names

# elpaso

Energy CAP

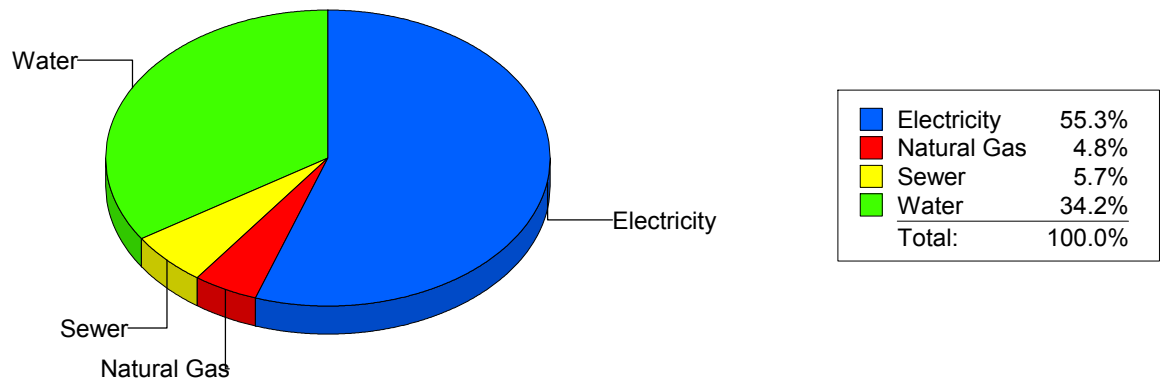
Cost Avoidance Program

## Cost Summary Graph

Grouped by Energy Type

Energy Type	Use	Units	Meter Cost	Special Charges	Total Cost	Avg Unit Cost	% of Total Cost
Site: BONHAM ELEMENTARY SC - BONHAM ELEMENTARY SC							
Electricity	16,079	KWH	\$2,850.38	\$0.00	\$2,850.38	0.1773	55.25%
Natural Gas	321	CCF	\$247.34	\$0.00	\$247.34	0.7705	4.79%
Water	542	CCF	\$1,766.65	\$0.00	\$1,766.65	3.2595	34.24%
Sewer	136	CCF	\$294.55	\$0.00	\$294.55	2.1658	5.71%
Total Cost:			\$5,158.92	\$0.00	\$5,158.92		

For BONHAM  
ELEMENTARY  
SC



Filters: Cost Center Name Not Equal To DoNotReport; Billing Period Equal To 201106All Meter CodesAll Group Names

# elpaso

Energy CAP

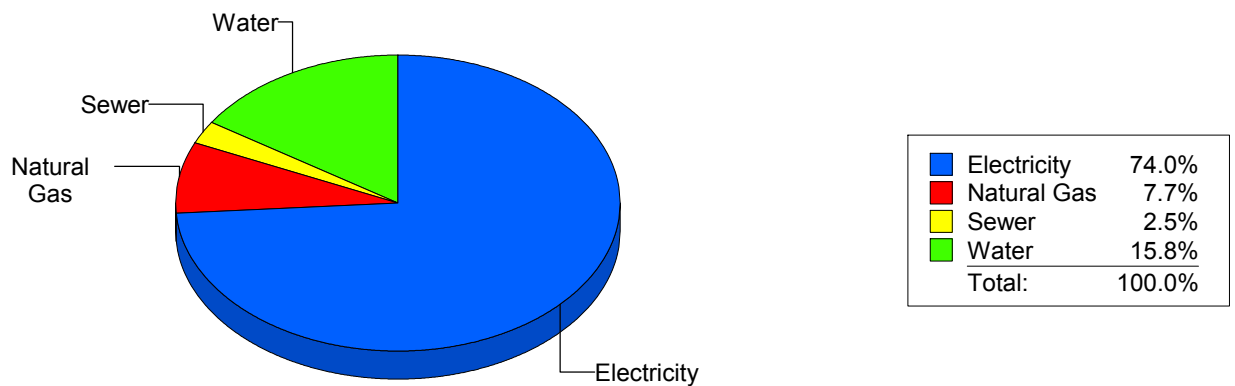
Cost Avoidance Program

## Cost Summary Graph

Grouped by Energy Type

Energy Type	Use	Units	Meter Cost	Special Charges	Total Cost	Avg Unit Cost	% of Total Cost
Site: BOWIE HIGH SCHOOL - BOWIE HIGH SCHOOL							
Electricity	301,714	KWH	\$32,982.91	\$0.00	\$32,982.91	0.1093	74.01%
Natural Gas	5,857	CCF	\$3,434.49	\$0.00	\$3,434.49	0.5864	7.71%
Water	4,654	CCF	\$7,021.45	\$0.00	\$7,021.45	1.5087	15.75%
Sewer	564	CCF	\$1,128.08	\$0.00	\$1,128.08	2.0001	2.53%
Total Cost:			\$44,566.93	\$0.00	\$44,566.93		

For BOWIE  
HIGH SCHOOL



Filters: Cost Center Name Not Equal To DoNotReport; Billing Period Equal To 201106All Meter CodesAll Group Names

# elpaso

Energy CAP

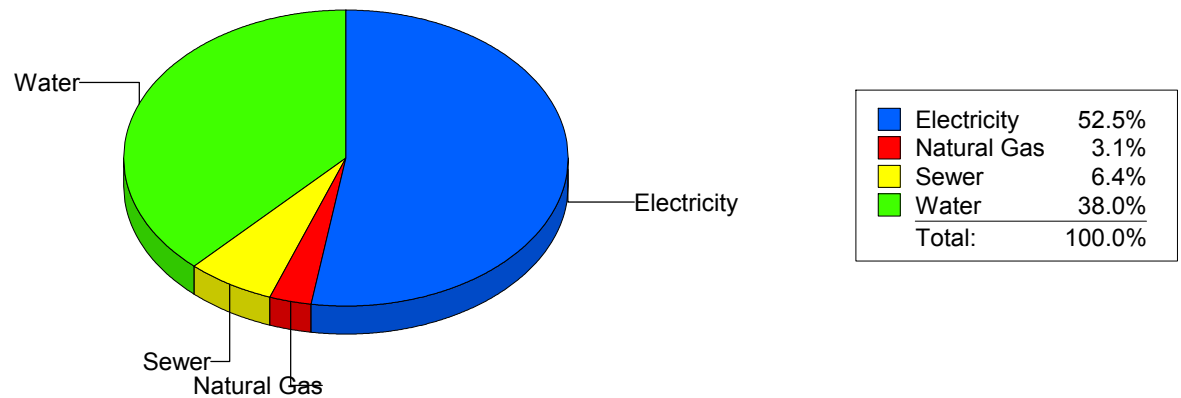
Cost Avoidance Program

## Cost Summary Graph

Grouped by Energy Type

Energy Type	Use	Units	Meter Cost	Special Charges	Total Cost	Avg Unit Cost	% of Total Cost
Site: BRADLEY ELEMENTARY - BRADLEY ELEMENTARY							
Electricity	12,600	KWH	\$2,750.61	\$0.00	\$2,750.61	0.2183	52.47%
Natural Gas	235	CCF	\$162.88	\$0.00	\$162.88	0.6931	3.11%
Water	516	CCF	\$1,993.60	\$0.00	\$1,993.60	3.8636	38.03%
Sewer	97	CCF	\$335.14	\$0.00	\$335.14	3.4551	6.39%
Total Cost:			\$5,242.23	\$0.00	\$5,242.23		

For BRADLEY  
ELEMENTARY



Filters: Cost Center Name Not Equal To DoNotReport; Billing Period Equal To 201106All Meter CodesAll Group Names

# elpaso

Energy CAP

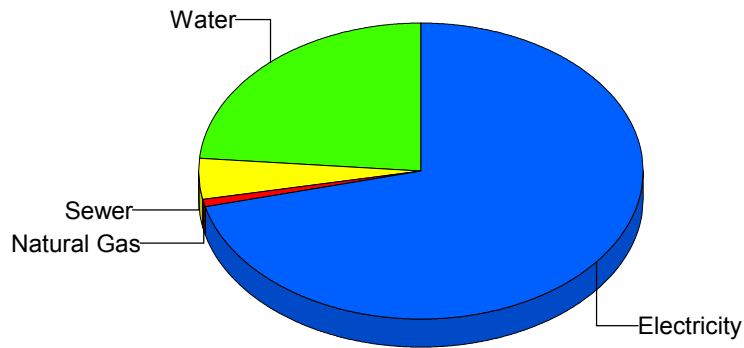
Cost Avoidance Program

## Cost Summary Graph

Grouped by Energy Type

Energy Type	Use	Units	Meter Cost	Special Charges	Total Cost	Avg Unit Cost	% of Total Cost
Site: BROWN MIDDLE SCHOOL - BROWN MIDDLE SCHOOL							
Electricity	90,200	KWH	\$12,162.02	\$0.00	\$12,162.02	0.1348	71.09%
Natural Gas	239	CCF	\$165.29	\$0.00	\$165.29	0.6916	0.97%
Water	1,393	CCF	\$4,056.95	\$0.00	\$4,056.95	2.9124	23.71%
Sewer	403	CCF	\$723.76	\$0.00	\$723.76	1.7959	4.23%
Total Cost:			\$17,108.02	\$0.00	\$17,108.02		

For BROWN  
MIDDLE  
SCHOOL



Electricity	71.1%
Natural Gas	1.0%
Sewer	4.2%
Water	23.7%
Total:	100.0%

Filters: Cost Center Name Not Equal To DoNotReport; Billing Period Equal To 201106All Meter CodesAll Group Names

# elpaso

Energy CAP

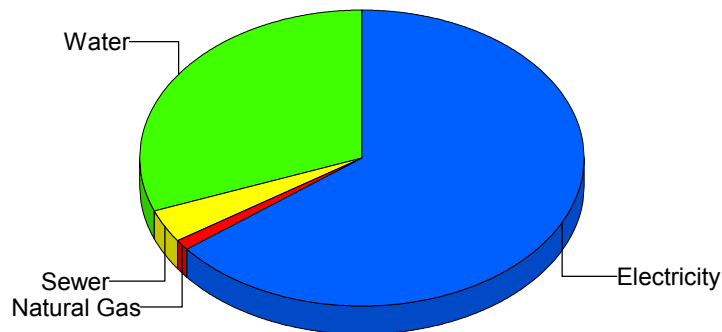
Cost Avoidance Program

## Cost Summary Graph

Grouped by Energy Type

Energy Type	Use	Units	Meter Cost	Special Charges	Total Cost	Avg Unit Cost	% of Total Cost
Site: BURGESS HIGH SCHOOL - BURGESS HIGH SCHOOL							
Electricity	81,037	KWH	\$12,114.80	\$0.00	\$12,114.80	0.1495	64.41%
Natural Gas	245	CCF	\$232.17	\$0.00	\$232.17	0.9476	1.23%
Water	1,660	CCF	\$5,810.07	\$0.00	\$5,810.07	3.5000	30.89%
Sewer	237	CCF	\$650.55	\$0.00	\$650.55	2.7449	3.46%
Total Cost:			\$18,807.59	\$0.00	\$18,807.59		

For BURGESS  
HIGH SCHOOL



Electricity	64.4%
Natural Gas	1.2%
Sewer	3.5%
Water	30.9%
Total:	100.0%

Filters: Cost Center Name Not Equal To DoNotReport; Billing Period Equal To 201106All Meter CodesAll Group Names



# elpaso

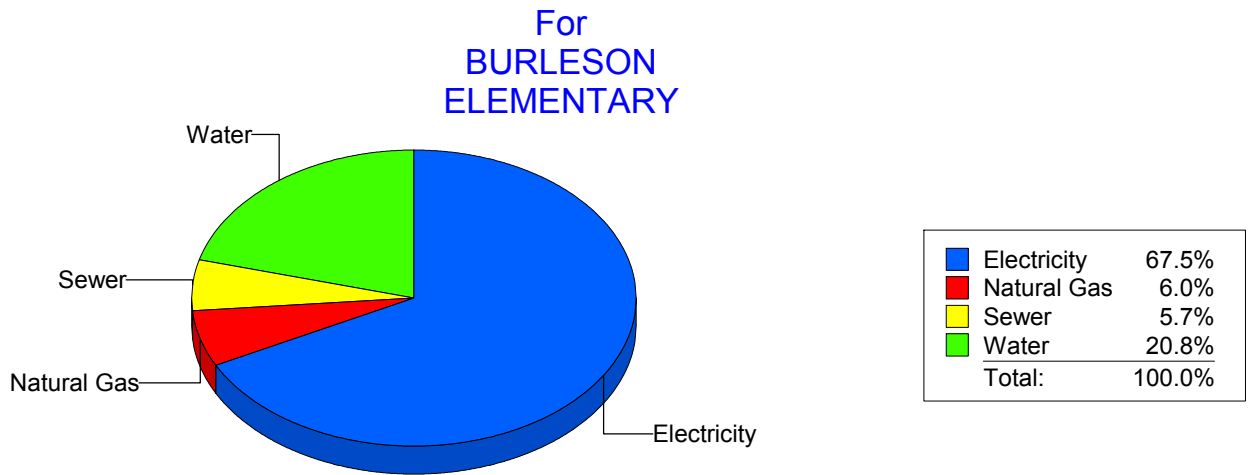
Energy CAP

Cost Avoidance Program

## Cost Summary Graph

Grouped by Energy Type

Energy Type	Use	Units	Meter Cost	Special Charges	Total Cost	Avg Unit Cost	% of Total Cost
Site: BURLESON ELEMENTARY - BURLESON ELEMENTARY							
Electricity	15,189	KWH	\$2,919.95	\$0.00	\$2,919.95	0.1922	67.53%
Natural Gas	232	CCF	\$261.23	\$0.00	\$261.23	1.1260	6.04%
Water	344	CCF	\$897.78	\$0.00	\$897.78	2.6098	20.76%
Sewer	95	CCF	\$245.13	\$0.00	\$245.13	2.5803	5.67%
Total Cost:			\$4,324.09	\$0.00	\$4,324.09		



Filters: Cost Center Name Not Equal To DoNotReport; Billing Period Equal To 201106All Meter CodesAll Group Names

# elpaso

Energy CAP

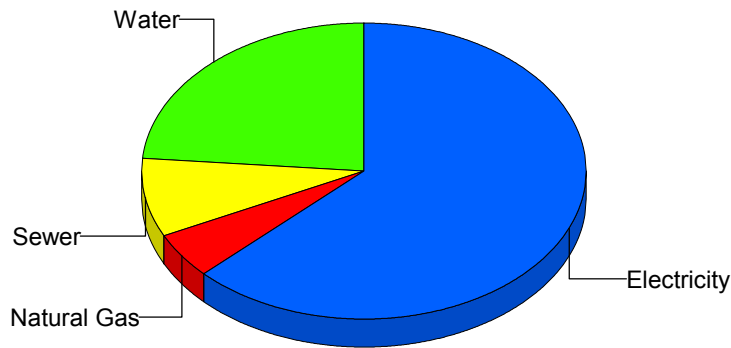
Cost Avoidance Program

## Cost Summary Graph

Grouped by Energy Type

Energy Type	Use	Units	Meter Cost	Special Charges	Total Cost	Avg Unit Cost	% of Total Cost
Site: BURNET ELEMENTARY - BURNET ELEMENTARY							
Electricity	13,348	KWH	\$2,742.59	\$0.00	\$2,742.59	0.2055	62.67%
Natural Gas	237	CCF	\$228.44	\$0.00	\$228.44	0.9639	5.22%
Water	518	CCF	\$1,034.08	\$0.00	\$1,034.08	1.9963	23.63%
Sewer	243	CCF	\$370.85	\$0.00	\$370.85	1.5261	8.47%
Total Cost:			\$4,375.96	\$0.00	\$4,375.96		

For BURNET  
ELEMENTARY



Electricity	62.7%
Natural Gas	5.2%
Sewer	8.5%
Water	23.6%
Total:	100.0%

Filters: Cost Center Name Not Equal To DoNotReport; Billing Period Equal To 201106All Meter CodesAll Group Names

# elpaso

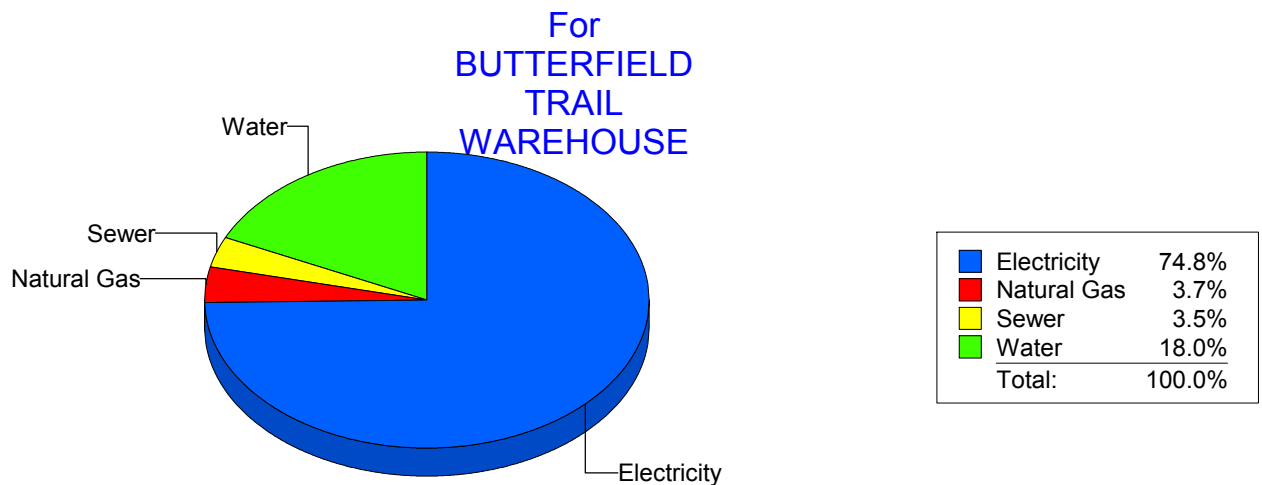
Energy CAP

Cost Avoidance Program

## Cost Summary Graph

Grouped by Energy Type

Energy Type	Use	Units	Meter Cost	Special Charges	Total Cost	Avg Unit Cost	% of Total Cost
Site: BUTTERFIELDTRAILWAREHOUSE - BUTTERFIELD TRAIL WAREHOUSE							
Electricity	4,700	KWH	\$668.77	\$0.00	\$668.77	0.1423	74.80%
Natural Gas	0	CCF	\$33.38	\$0.00	\$33.38	0.0000	3.73%
Water	51	CCF	\$160.90	\$0.00	\$160.90	3.1549	18.00%
Sewer	15	CCF	\$30.99	\$0.00	\$30.99	2.0660	3.47%
Total Cost:			\$894.04	\$0.00	\$894.04		



Filters: Cost Center Name Not Equal To DoNotReport; Billing Period Equal To 201106All Meter CodesAll Group Names

# elpaso

Energy CAP

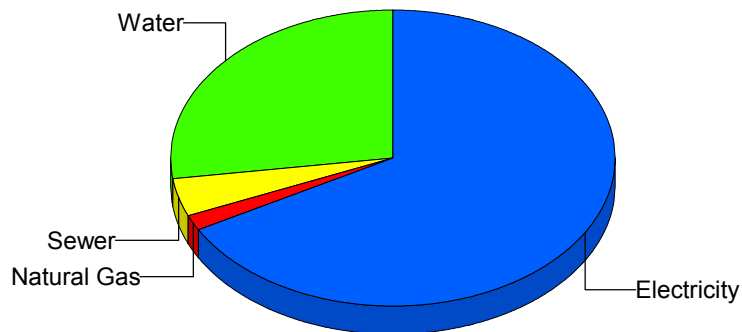
Cost Avoidance Program

## Cost Summary Graph

Grouped by Energy Type

Energy Type	Use	Units	Meter Cost	Special Charges	Total Cost	Avg Unit Cost	% of Total Cost
Site: CANYON HILLS MIDDLE - CANYON HILLS MIDDLE							
Electricity	61,207	KWH	\$9,379.13	\$0.00	\$9,379.13	0.1532	66.81%
Natural Gas	297	CCF	\$266.89	\$0.00	\$266.89	0.8986	1.90%
Water	882	CCF	\$3,816.41	\$0.00	\$3,816.41	4.3270	27.18%
Sewer	120	CCF	\$576.30	\$0.00	\$576.30	4.8025	4.11%
Total Cost:			\$14,038.73	\$0.00	\$14,038.73		

For CANYON  
HILLS MIDDLE



Electricity	66.8%
Natural Gas	1.9%
Sewer	4.1%
Water	27.2%
Total:	100.0%

Filters: Cost Center Name Not Equal To DoNotReport; Billing Period Equal To 201106All Meter CodesAll Group Names

# elpaso

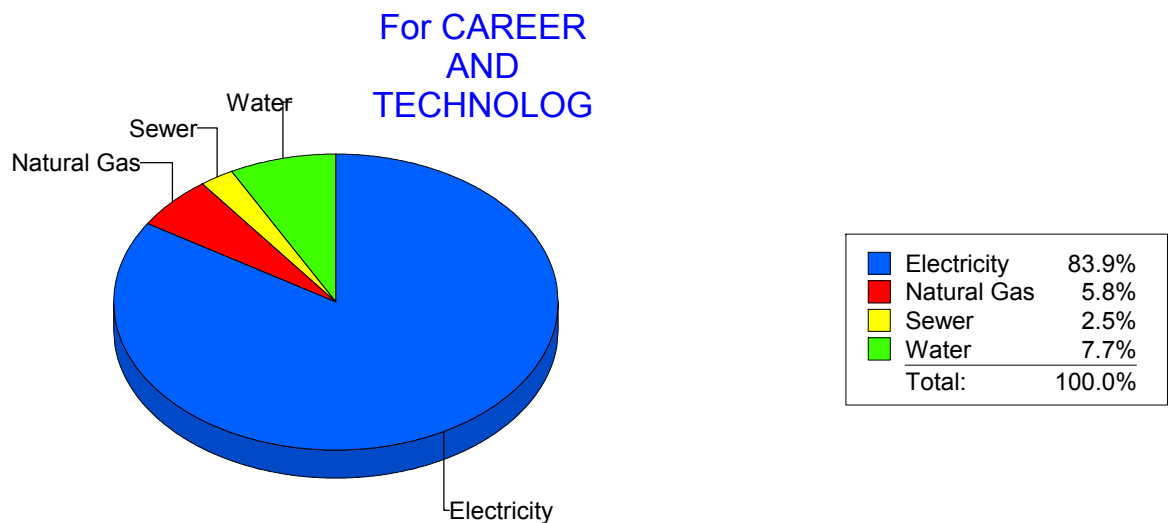
Energy CAP

Cost Avoidance Program

## Cost Summary Graph

Grouped by Energy Type

Energy Type	Use	Units	Meter Cost	Special Charges	Total Cost	Avg Unit Cost	% of Total Cost
Site: CAREER AND TECHNOLOG - CAREER AND TECHNOLOG							
Electricity	106,333	KWH	\$12,940.01	\$0.00	\$12,940.01	0.1217	83.91%
Natural Gas	1,497	CCF	\$900.55	\$0.00	\$900.55	0.6016	5.84%
Water	420	CCF	\$1,188.60	\$0.00	\$1,188.60	2.8300	7.71%
Sewer	161	CCF	\$391.56	\$0.00	\$391.56	2.4320	2.54%
Total Cost:			\$15,420.72	\$0.00	\$15,420.72		



Filters: Cost Center Name Not Equal To DoNotReport; Billing Period Equal To 201106All Meter CodesAll Group Names

# elpaso

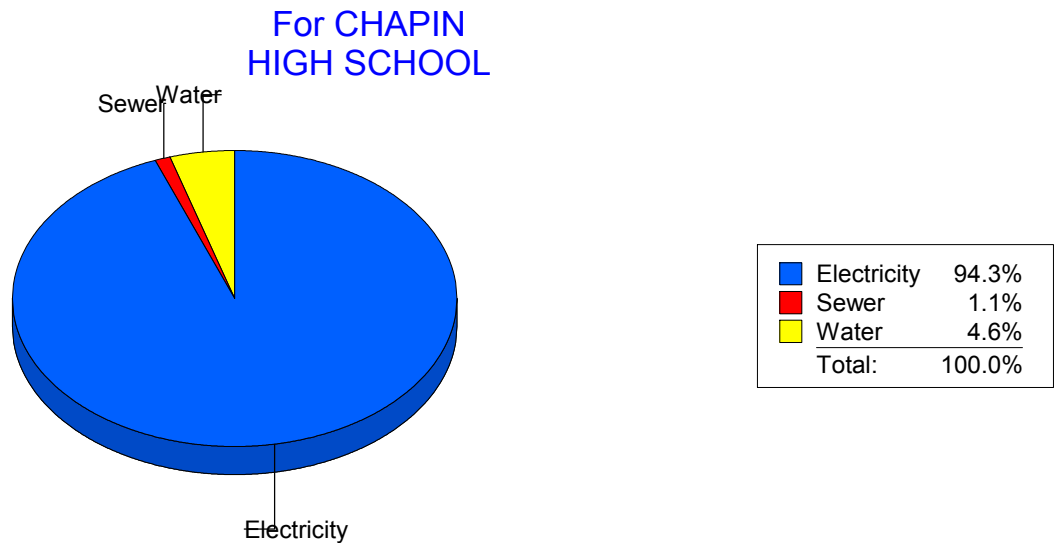
Energy CAP

Cost Avoidance Program

## Cost Summary Graph

Grouped by Energy Type

Energy Type	Use	Units	Meter Cost	Special Charges	Total Cost	Avg Unit Cost	% of Total Cost
Site: CHAPIN HIGH SCHOOL - CHAPIN HIGH SCHOOL							
Electricity	244,781	KWH	\$30,960.65	\$0.00	\$30,960.65	0.1265	94.26%
Water	1,328	CCF	\$1,509.57	\$0.00	\$1,509.57	1.1367	4.60%
Sewer	216	CCF	\$376.16	\$0.00	\$376.16	1.7415	1.15%
Total Cost:			\$32,846.38	\$0.00	\$32,846.38		



Filters: Cost Center Name Not Equal To DoNotReport; Billing Period Equal To 201106All Meter CodesAll Group Names

# elpaso

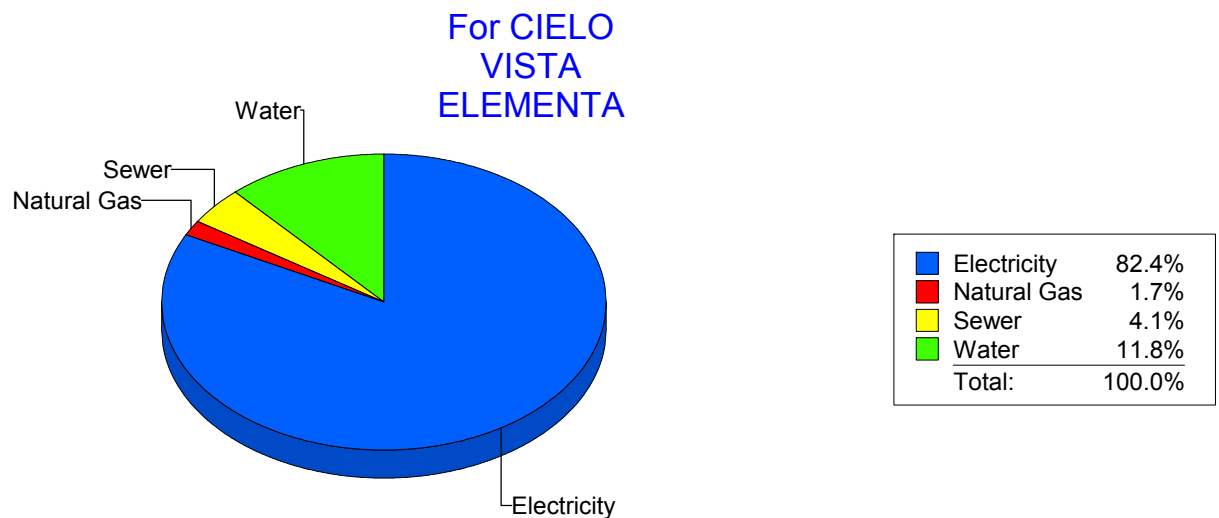
Energy CAP

Cost Avoidance Program

## Cost Summary Graph

Grouped by Energy Type

Energy Type	Use	Units	Meter Cost	Special Charges	Total Cost	Avg Unit Cost	% of Total Cost
Site: CIELO VISTA ELEMENTA - CIELO VISTA ELEMENTA							
Electricity	32,360	KWH	\$6,104.94	\$0.00	\$6,104.94	0.1887	82.39%
Natural Gas	118	CCF	\$125.99	\$0.00	\$125.99	1.0677	1.70%
Water	402	CCF	\$872.72	\$0.00	\$872.72	2.1709	11.78%
Sewer	133	CCF	\$306.52	\$0.00	\$306.52	2.3047	4.14%
Total Cost:			\$7,410.17	\$0.00	\$7,410.17		



Filters: Cost Center Name Not Equal To DoNotReport; Billing Period Equal To 201106All Meter CodesAll Group Names

# elpaso

Energy CAP

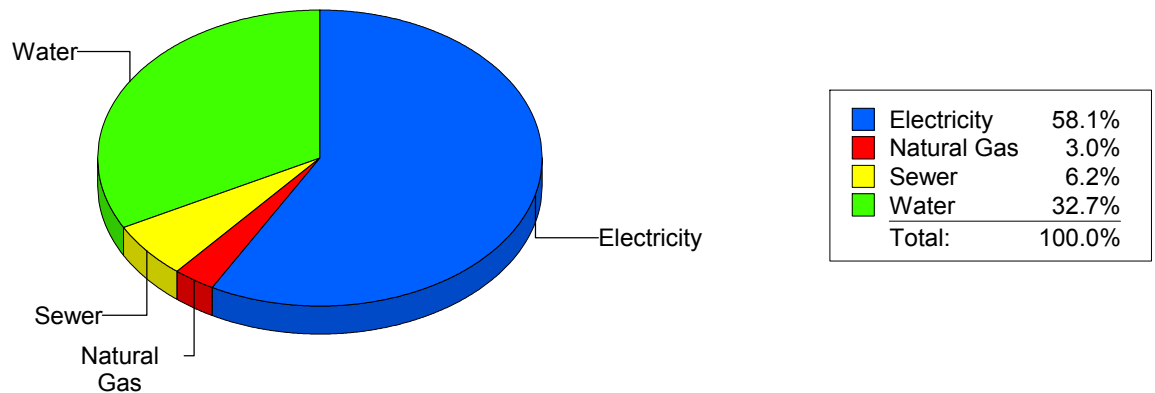
Cost Avoidance Program

## Cost Summary Graph

Grouped by Energy Type

Energy Type	Use	Units	Meter Cost	Special Charges	Total Cost	Avg Unit Cost	% of Total Cost
Site: CLARDY ELEMENTARY SC - CLARDY ELEMENTARY SC							
Electricity	25,780	KWH	\$4,023.57	\$0.00	\$4,023.57	0.1561	58.06%
Natural Gas	260	CCF	\$211.27	\$0.00	\$211.27	0.8126	3.05%
Water	702	CCF	\$2,265.05	\$0.00	\$2,265.05	3.2266	32.69%
Sewer	181	CCF	\$429.72	\$0.00	\$429.72	2.3741	6.20%
Total Cost:			\$6,929.61	\$0.00	\$6,929.61		

For CLARDY  
ELEMENTARY  
SC



Filters: Cost Center Name Not Equal To DoNotReport; Billing Period Equal To 201106All Meter CodesAll Group Names



# elpaso

Energy CAP

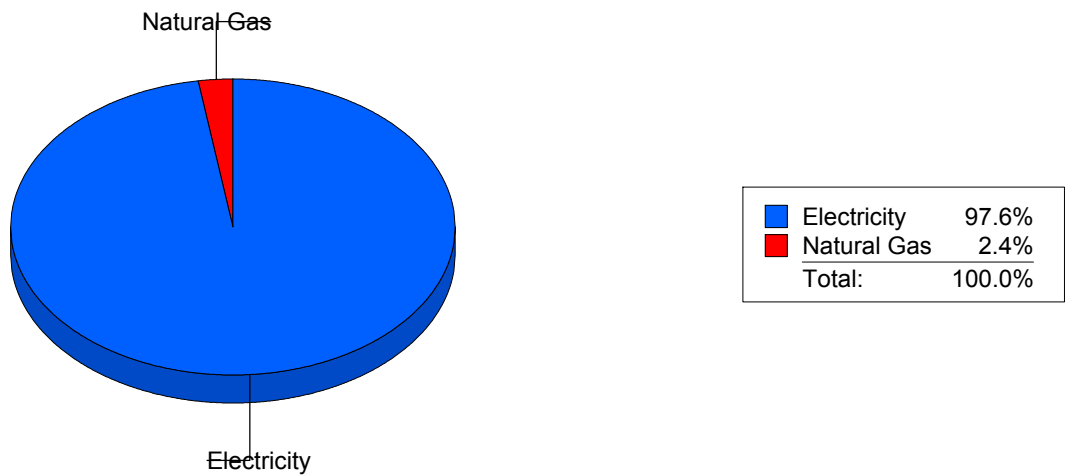
Cost Avoidance Program

## Cost Summary Graph

Grouped by Energy Type

Energy Type	Use	Units	Meter Cost	Special Charges	Total Cost	Avg Unit Cost	% of Total Cost
Site: CLENDININ - CLENDININ							
Electricity	52,000	KWH	\$6,743.01	\$0.00	\$6,743.01	0.1297	97.58%
Natural Gas	242	CCF	\$167.09	\$0.00	\$167.09	0.6905	2.42%
Total Cost:			\$6,910.10	\$0.00	\$6,910.10		

For CLENDININ



Filters: Cost Center Name Not Equal To DoNotReport; Billing Period Equal To 201106All Meter CodesAll Group Names

# elpaso

Energy CAP

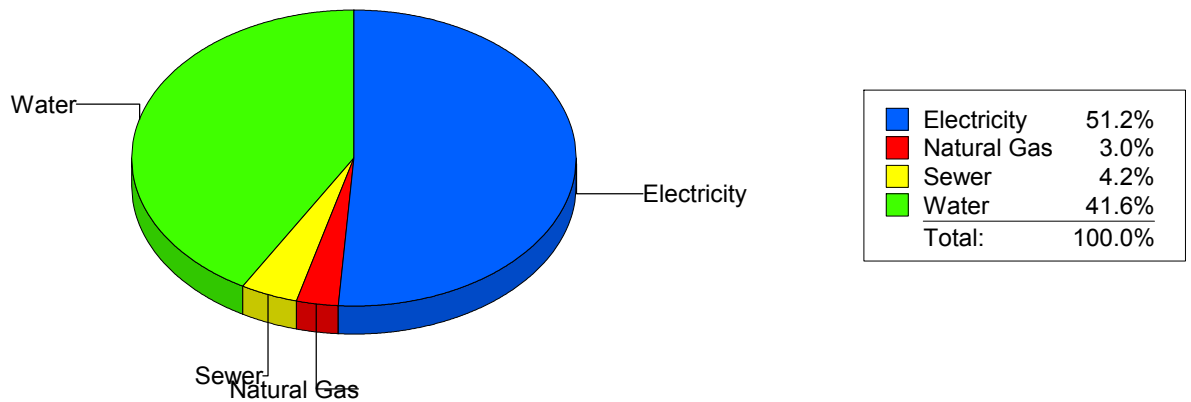
Cost Avoidance Program

## Cost Summary Graph

Grouped by Energy Type

Energy Type	Use	Units	Meter Cost	Special Charges	Total Cost	Avg Unit Cost	% of Total Cost
Site: COLDWELL INTERMEDIAT - COLDWELL INTERMEDIAT							
Electricity	17,969	KWH	\$3,449.34	\$0.00	\$3,449.34	0.1920	51.20%
Natural Gas	195	CCF	\$205.27	\$0.00	\$205.27	1.0527	3.05%
Water	654	CCF	\$2,801.14	\$0.00	\$2,801.14	4.2831	41.58%
Sewer	84	CCF	\$280.64	\$0.00	\$280.64	3.3410	4.17%
Total Cost:			\$6,736.39	\$0.00	\$6,736.39		

For  
COLDWELL  
INTERMEDIAT



Filters: Cost Center Name Not Equal To DoNotReport; Billing Period Equal To 201106All Meter CodesAll Group Names

# elpaso

Energy CAP

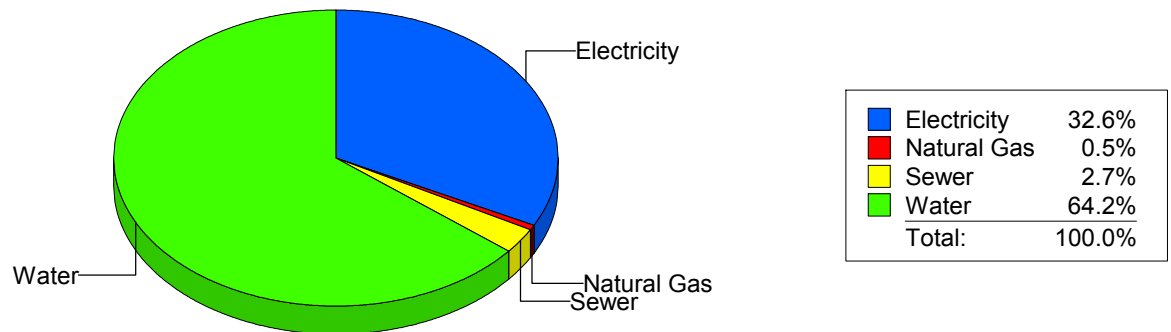
Cost Avoidance Program

## Cost Summary Graph

Grouped by Energy Type

Energy Type	Use	Units	Meter Cost	Special Charges	Total Cost	Avg Unit Cost	% of Total Cost
Site: COLLINS ELEMENTARY - COLLINS ELEMENTARY							
Electricity	28,410	KWH	\$4,636.80	\$0.00	\$4,636.80	0.1632	32.58%
Natural Gas	9	CCF	\$71.12	\$0.00	\$71.12	7.9022	0.50%
Water	2,129	CCF	\$9,137.53	\$0.00	\$9,137.53	4.2919	64.20%
Sewer	196	CCF	\$386.53	\$0.00	\$386.53	1.9721	2.72%
Total Cost:			\$14,231.98	\$0.00	\$14,231.98		

For COLLINS  
ELEMENTARY



Filters: Cost Center Name Not Equal To DoNotReport; Billing Period Equal To 201106All Meter CodesAll Group Names

# elpaso

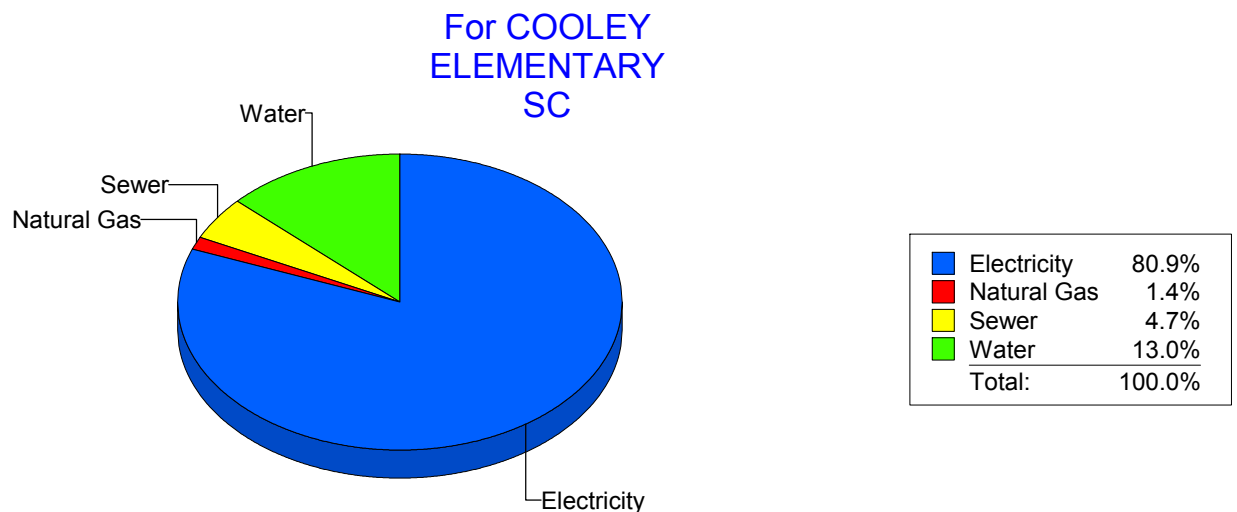
Energy CAP

Cost Avoidance Program

## Cost Summary Graph

Grouped by Energy Type

Energy Type	Use	Units	Meter Cost	Special Charges	Total Cost	Avg Unit Cost	% of Total Cost
Site: COOLEY ELEMENTARY SC - COOLEY ELEMENTARY SC							
Electricity	62,200	KWH	\$11,057.38	\$0.00	\$11,057.38	0.1778	80.87%
Natural Gas	232	CCF	\$194.47	\$0.00	\$194.47	0.8382	1.42%
Water	526	CCF	\$1,775.03	\$0.00	\$1,775.03	3.3746	12.98%
Sewer	215	CCF	\$646.86	\$0.00	\$646.86	3.0087	4.73%
Total Cost:			\$13,673.74	\$0.00	\$13,673.74		



Filters: Cost Center Name Not Equal To DoNotReport; Billing Period Equal To 201106All Meter CodesAll Group Names

# elpaso

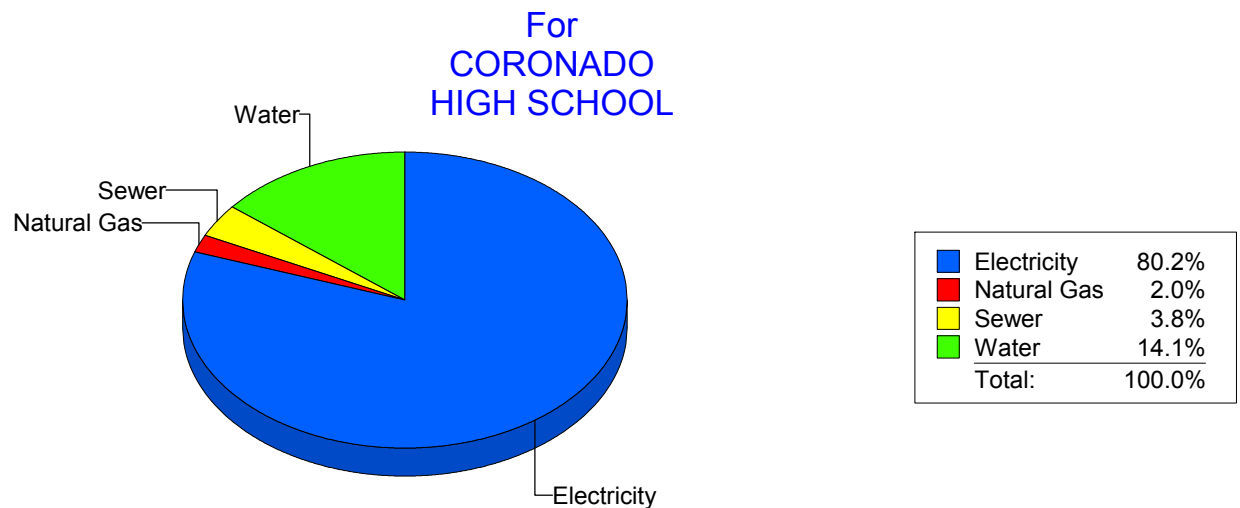
Energy CAP

Cost Avoidance Program

## Cost Summary Graph

Grouped by Energy Type

Energy Type	Use	Units	Meter Cost	Special Charges	Total Cost	Avg Unit Cost	% of Total Cost
Site: CORONADO HIGH SCHOOL - CORONADO HIGH SCHOOL							
Electricity	209,740	KWH	\$29,899.09	\$0.00	\$29,899.09	0.1426	80.15%
Natural Gas	1,091	CCF	\$728.27	\$0.00	\$728.27	0.6675	1.95%
Water	3,334	CCF	\$5,274.69	\$0.00	\$5,274.69	1.5821	14.14%
Sewer	872	CCF	\$1,401.85	\$0.00	\$1,401.85	1.6076	3.76%
Total Cost:			\$37,303.90	\$0.00	\$37,303.90		



Filters: Cost Center Name Not Equal To DoNotReport; Billing Period Equal To 201106All Meter CodesAll Group Names

# elpaso

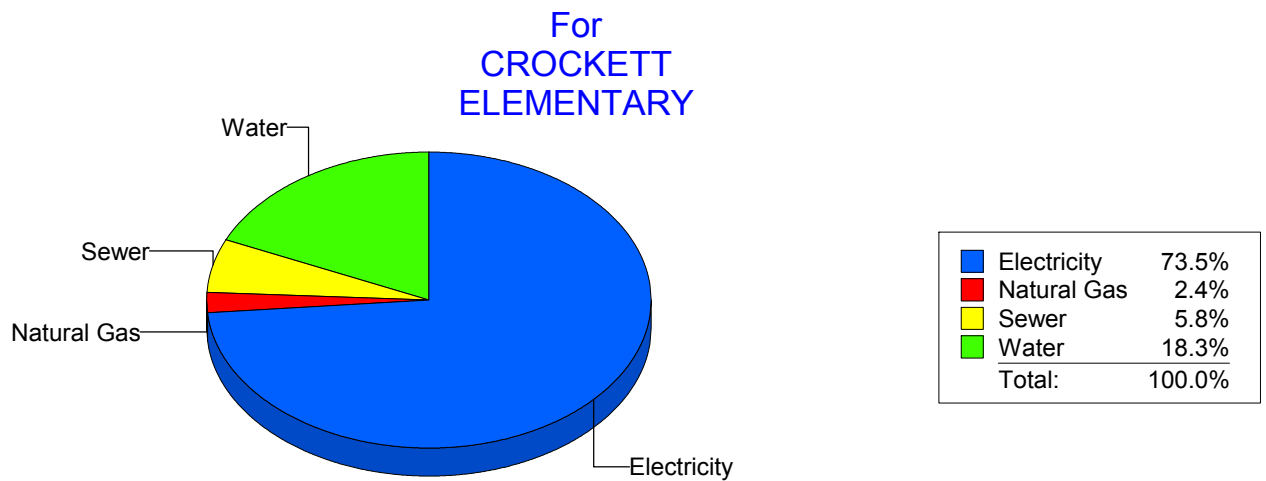
Energy CAP

Cost Avoidance Program

## Cost Summary Graph

Grouped by Energy Type

Energy Type	Use	Units	Meter Cost	Special Charges	Total Cost	Avg Unit Cost	% of Total Cost
Site: CROCKETT - CROCKETT ELEMENTARY							
Electricity	19,200	KWH	\$3,807.97	\$0.00	\$3,807.97	0.1983	73.51%
Natural Gas	171	CCF	\$124.45	\$0.00	\$124.45	0.7278	2.40%
Water	357	CCF	\$945.65	\$0.00	\$945.65	2.6489	18.25%
Sewer	140	CCF	\$302.28	\$0.00	\$302.28	2.1591	5.84%
Total Cost:			\$5,180.35	\$0.00	\$5,180.35		



Filters: Cost Center Name Not Equal To DoNotReport; Billing Period Equal To 201106All Meter CodesAll Group Names

# elpaso

Energy CAP

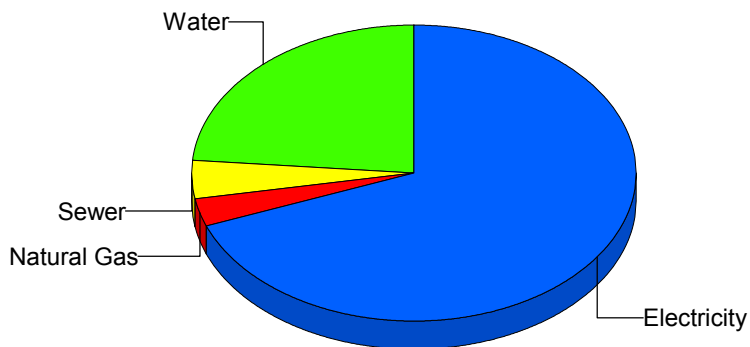
Cost Avoidance Program

## Cost Summary Graph

Grouped by Energy Type

Energy Type	Use	Units	Meter Cost	Special Charges	Total Cost	Avg Unit Cost	% of Total Cost
Site: CROSBY ELEMENTARY - CROSBY ELEMENTARY							
Electricity	17,617	KWH	\$3,819.26	\$0.00	\$3,819.26	0.2168	69.20%
Natural Gas	182	CCF	\$164.44	\$0.00	\$164.44	0.9035	2.98%
Water	366	CCF	\$1,309.78	\$0.00	\$1,309.78	3.5786	23.73%
Sewer	80	CCF	\$226.08	\$0.00	\$226.08	2.8260	4.10%
Total Cost:			\$5,519.56	\$0.00	\$5,519.56		

For CROSBY  
ELEMENTARY



Electricity	69.2%
Natural Gas	3.0%
Sewer	4.1%
Water	23.7%
Total:	100.0%

Filters: Cost Center Name Not Equal To DoNotReport; Billing Period Equal To 201106All Meter CodesAll Group Names

# elpaso

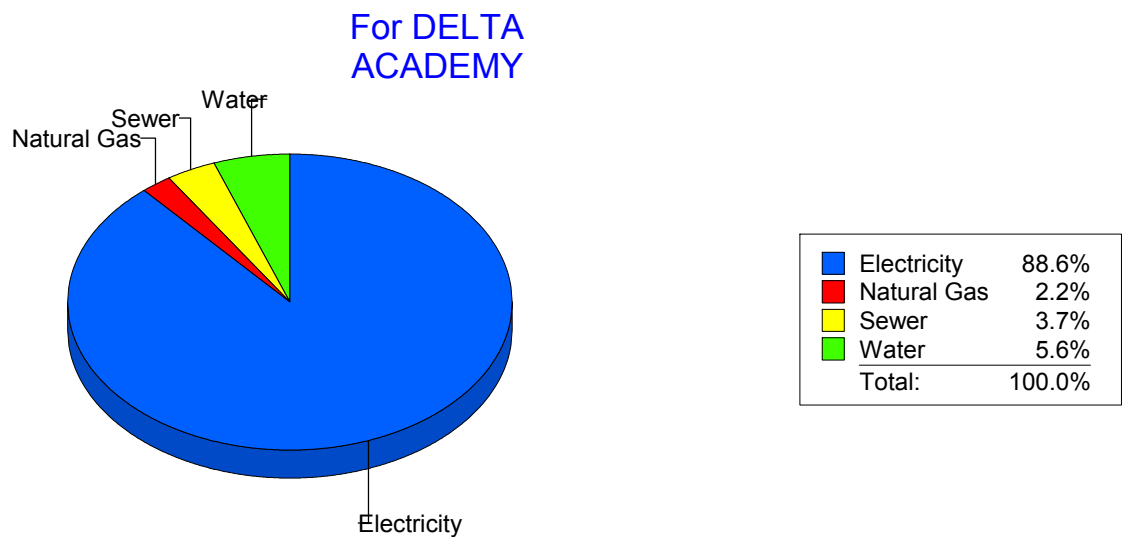
Energy CAP

Cost Avoidance Program

## Cost Summary Graph

Grouped by Energy Type

Energy Type	Use	Units	Meter Cost	Special Charges	Total Cost	Avg Unit Cost	% of Total Cost
Site: DELTA ACADEMY - DELTA ACADEMY							
Electricity	38	KWH	\$740.22	\$0.00	\$740.22	19.4795	88.55%
Natural Gas	28	CCF	\$18.43	\$0.00	\$18.43	0.6582	2.20%
Water	18	CCF	\$46.48	\$0.00	\$46.48	2.5822	5.56%
Sewer	12	CCF	\$30.76	\$0.00	\$30.76	2.5633	3.68%
Total Cost:			\$835.89	\$0.00	\$835.89		



Filters: Cost Center Name Not Equal To DoNotReport; Billing Period Equal To 201106All Meter CodesAll Group Names



# elpaso

Energy CAP

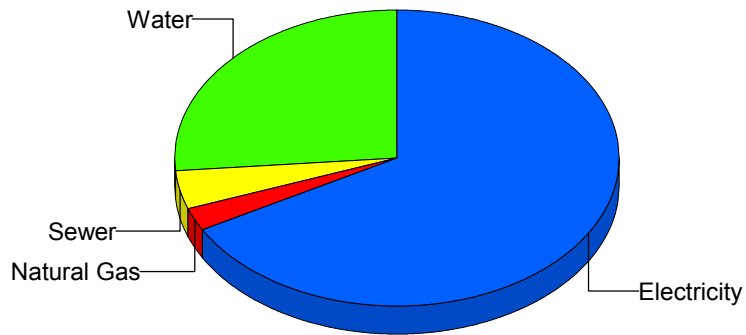
Cost Avoidance Program

## Cost Summary Graph

Grouped by Energy Type

Energy Type	Use	Units	Meter Cost	Special Charges	Total Cost	Avg Unit Cost	% of Total Cost
Site: DOUGLASS ELEMENTARY - DOUGLASS ELEMENTARY							
Electricity	34,026	KWH	\$4,638.60	\$0.00	\$4,638.60	0.1363	66.99%
Natural Gas	186	CCF	\$165.91	\$0.00	\$165.91	0.8920	2.40%
Water	491	CCF	\$1,829.51	\$0.00	\$1,829.51	3.7261	26.42%
Sewer	93	CCF	\$289.79	\$0.00	\$289.79	3.1160	4.19%
Total Cost:			\$6,923.81	\$0.00	\$6,923.81		

For  
DOUGLASS  
ELEMENTARY



Electricity	67.0%
Natural Gas	2.4%
Sewer	4.2%
Water	26.4%
Total:	100.0%

Filters: Cost Center Name Not Equal To DoNotReport; Billing Period Equal To 201106All Meter CodesAll Group Names

# elpaso

Energy CAP

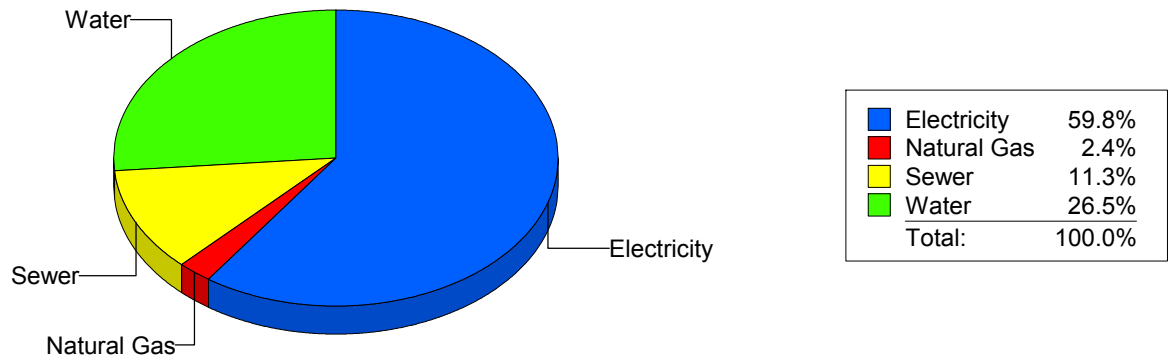
Cost Avoidance Program

## Cost Summary Graph

Grouped by Energy Type

Energy Type	Use	Units	Meter Cost	Special Charges	Total Cost	Avg Unit Cost	% of Total Cost
Site: DOWELL ELEMENTARY - DOWELL ELEMENTARY							
Electricity	13,899	KWH	\$2,729.41	\$0.00	\$2,729.41	0.1964	59.78%
Natural Gas	149	CCF	\$111.03	\$0.00	\$111.03	0.7452	2.43%
Water	667	CCF	\$1,210.89	\$0.00	\$1,210.89	1.8154	26.52%
Sewer	366	CCF	\$514.30	\$0.00	\$514.30	1.4052	11.26%
Total Cost:			\$4,565.63	\$0.00	\$4,565.63		

For DOWELL  
ELEMENTARY



Filters: Cost Center Name Not Equal To DoNotReport; Billing Period Equal To 201106All Meter CodesAll Group Names

# el Paso

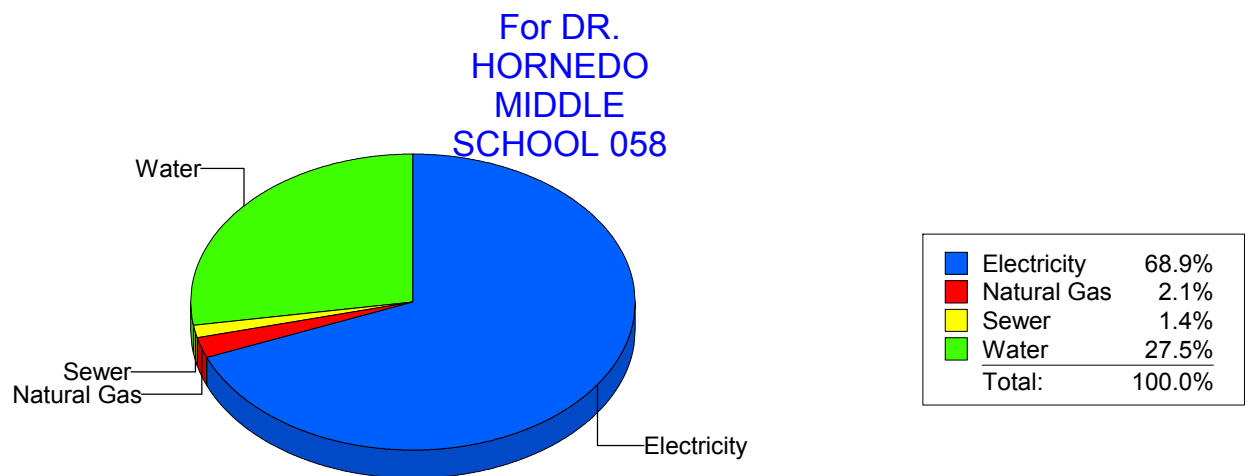
Energy CAP

Cost Avoidance Program

## Cost Summary Graph

Grouped by Energy Type

Energy Type	Use	Units	Meter Cost	Special Charges	Total Cost	Avg Unit Cost	% of Total Cost
Site: DRHORNEDOMIDDLESCHOOL - DR. HORNEDO MIDDLE SCHOOL 058							
Electricity	90,200	KWH	\$16,685.31	\$0.00	\$16,685.31	0.1850	68.92%
Natural Gas	821	CCF	\$508.32	\$0.00	\$508.32	0.6191	2.10%
Water	1,953	CCF	\$6,665.52	\$0.00	\$6,665.52	3.4130	27.53%
Sewer	108	CCF	\$349.11	\$0.00	\$349.11	3.2325	1.44%
Total Cost:			\$24,208.26	\$0.00	\$24,208.26		



Filters: Cost Center Name Not Equal To DoNotReport; Billing Period Equal To 201106All Meter CodesAll Group Names

# elpaso

Energy CAP

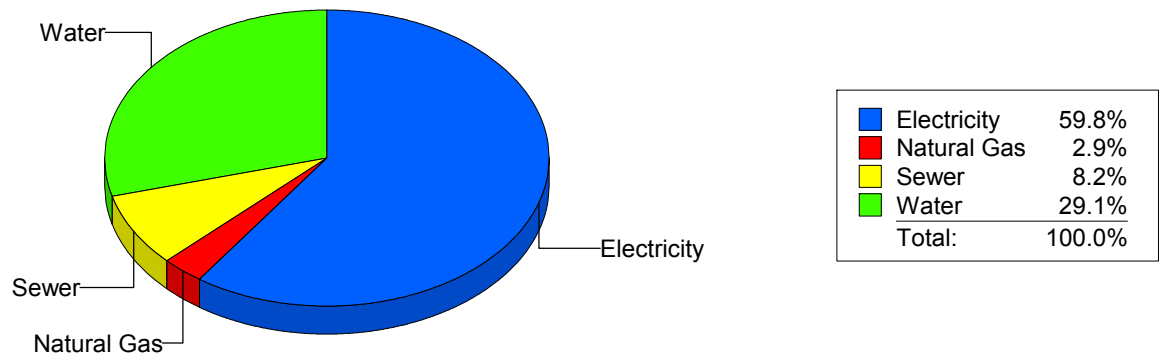
Cost Avoidance Program

## Cost Summary Graph

Grouped by Energy Type

Energy Type	Use	Units	Meter Cost	Special Charges	Total Cost	Avg Unit Cost	% of Total Cost
Site: DR. L.A. NIXON ELEME - DR. L.A. NIXON ELEME							
Electricity	19,520	KWH	\$4,052.98	\$0.00	\$4,052.98	0.2076	59.78%
Natural Gas	236	CCF	\$196.87	\$0.00	\$196.87	0.8342	2.90%
Water	718	CCF	\$1,971.28	\$0.00	\$1,971.28	2.7455	29.07%
Sewer	244	CCF	\$559.21	\$0.00	\$559.21	2.2918	8.25%
Total Cost:			\$6,780.34	\$0.00	\$6,780.34		

For DR. L.A.  
NIXON ELEME



Filters: Cost Center Name Not Equal To DoNotReport; Billing Period Equal To 201106All Meter CodesAll Group Names

# elpaso

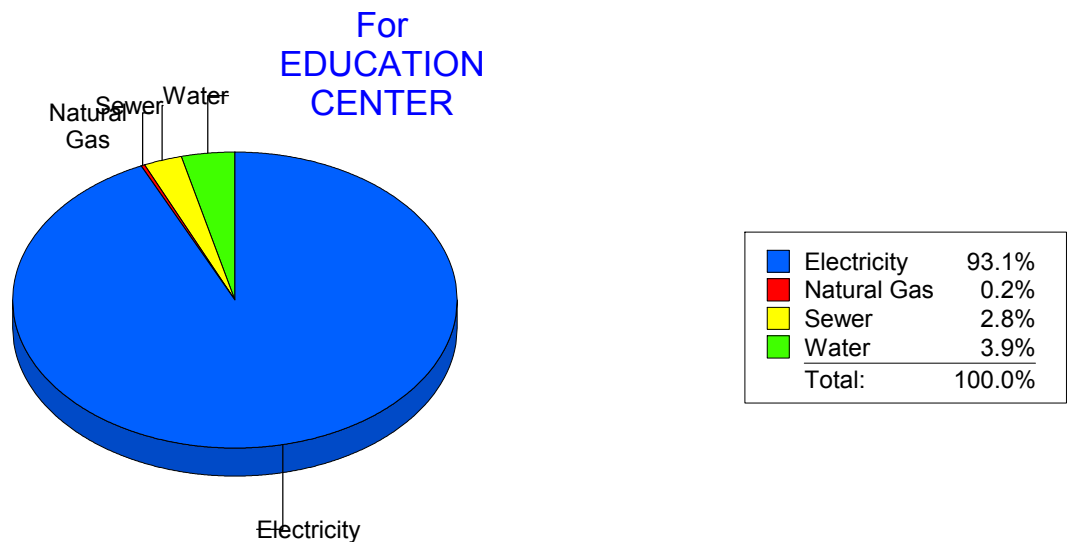
Energy CAP

Cost Avoidance Program

## Cost Summary Graph

Grouped by Energy Type

Energy Type	Use	Units	Meter Cost	Special Charges	Total Cost	Avg Unit Cost	% of Total Cost
Site: EDUCATION CENTER - EDUCATION CENTER							
Electricity	391,576	KWH	\$39,726.51	\$0.00	\$39,726.51	0.1015	93.10%
Natural Gas	65	CCF	\$64.86	\$0.00	\$64.86	0.9978	0.15%
Water	759	CCF	\$1,668.94	\$0.00	\$1,668.94	2.1989	3.91%
Sewer	659	CCF	\$1,210.74	\$0.00	\$1,210.74	1.8372	2.84%
Total Cost:			\$42,671.05	\$0.00	\$42,671.05		



Filters: Cost Center Name Not Equal To DoNotReport; Billing Period Equal To 201106All Meter CodesAll Group Names

# elpaso

Energy CAP

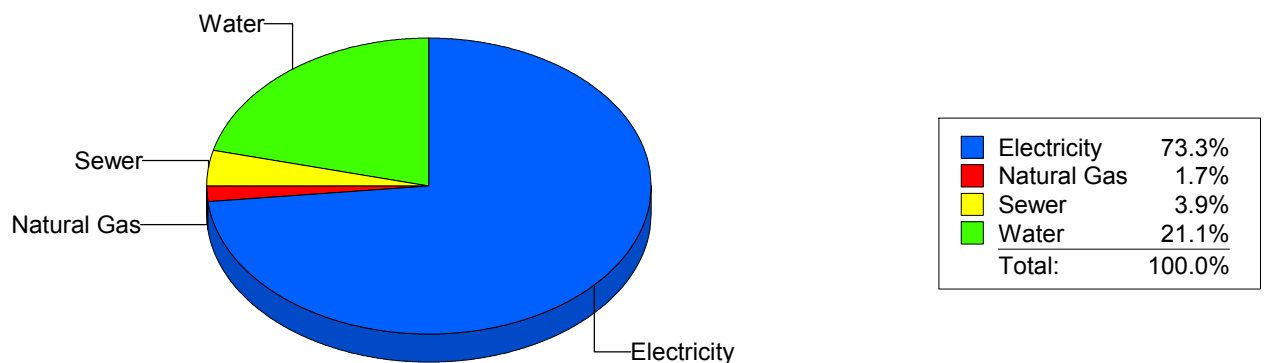
Cost Avoidance Program

## Cost Summary Graph

Grouped by Energy Type

Energy Type	Use	Units	Meter Cost	Special Charges	Total Cost	Avg Unit Cost	% of Total Cost
Site: EL PASO HIGH SCHOOL - EL PASO HIGH SCHOOL							
Electricity	161,150	KWH	\$22,138.89	\$0.00	\$22,138.89	0.1374	73.33%
Natural Gas	594	CCF	\$514.89	\$0.00	\$514.89	0.8668	1.71%
Water	2,002	CCF	\$6,358.58	\$0.00	\$6,358.58	3.1761	21.06%
Sewer	604	CCF	\$1,178.88	\$0.00	\$1,178.88	1.9518	3.90%
Total Cost:			\$30,191.24	\$0.00	\$30,191.24		

For EL PASO  
HIGH SCHOOL



Filters: Cost Center Name Not Equal To DoNotReport; Billing Period Equal To 201106All Meter CodesAll Group Names

# el Paso

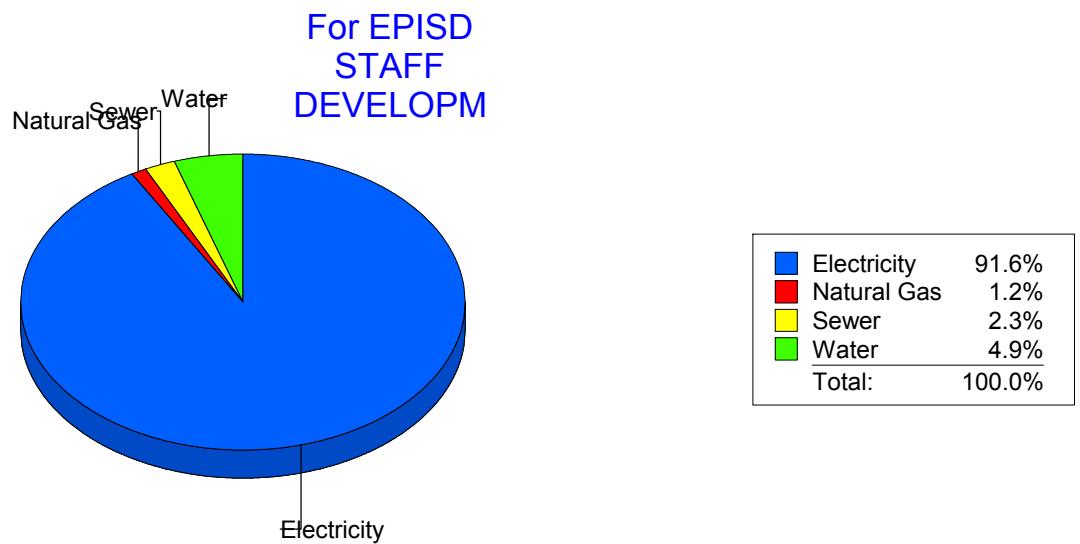
Energy CAP

Cost Avoidance Program

## Cost Summary Graph

Grouped by Energy Type

Energy Type	Use	Units	Meter Cost	Special Charges	Total Cost	Avg Unit Cost	% of Total Cost
Site: EPISD STAFF DEVELOPM - EPISD STAFF DEVELOPM							
Electricity	28,480	KWH	\$3,303.88	\$0.00	\$3,303.88	0.1160	91.60%
Natural Gas	18	CCF	\$42.09	\$0.00	\$42.09	2.3383	1.17%
Water	59	CCF	\$176.99	\$0.00	\$176.99	2.9998	4.91%
Sewer	27	CCF	\$83.77	\$0.00	\$83.77	3.1026	2.32%
Total Cost:			\$3,606.73	\$0.00	\$3,606.73		



Filters: Cost Center Name Not Equal To DoNotReport; Billing Period Equal To 201106All Meter CodesAll Group Names

# elpaso

Energy CAP

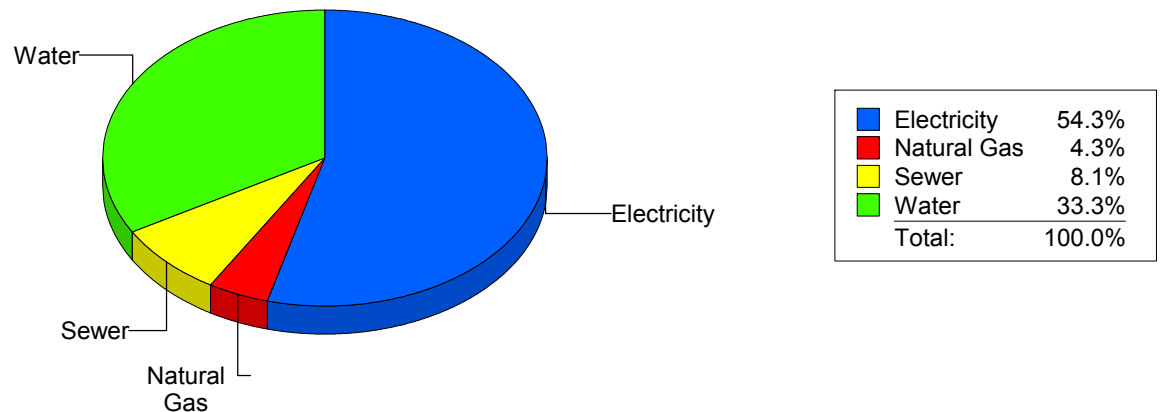
Cost Avoidance Program

## Cost Summary Graph

Grouped by Energy Type

Energy Type	Use	Units	Meter Cost	Special Charges	Total Cost	Avg Unit Cost	% of Total Cost
Site: FANNIN ELEMENTARY - FANNIN ELEMENTARY							
Electricity	12,883	KWH	\$2,749.34	\$0.00	\$2,749.34	0.2134	54.27%
Natural Gas	222	CCF	\$219.04	\$0.00	\$219.04	0.9867	4.32%
Water	722	CCF	\$1,688.29	\$0.00	\$1,688.29	2.3384	33.33%
Sewer	165	CCF	\$409.40	\$0.00	\$409.40	2.4812	8.08%
Total Cost:			\$5,066.07	\$0.00	\$5,066.07		

For FANNIN  
ELEMENTARY



Filters: Cost Center Name Not Equal To DoNotReport; Billing Period Equal To 201106All Meter CodesAll Group Names



# elpaso

Energy CAP

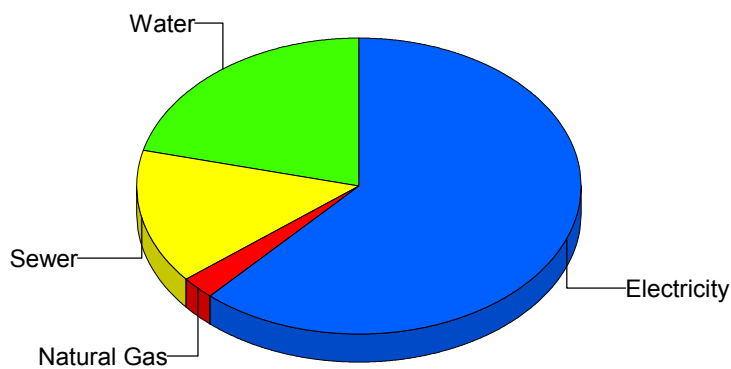
Cost Avoidance Program

## Cost Summary Graph

Grouped by Energy Type

Energy Type	Use	Units	Meter Cost	Special Charges	Total Cost	Avg Unit Cost	% of Total Cost
Site: FINE ARTS/MULTIMEDIA - FINE ARTS/MULTIMEDIA							
Electricity	8,612	KWH	\$1,045.98	\$0.00	\$1,045.98	0.1215	61.70%
Natural Gas	16	CCF	\$41.12	\$0.00	\$41.12	2.5700	2.43%
Water	202	CCF	\$355.53	\$0.00	\$355.53	1.7600	20.97%
Sewer	150	CCF	\$252.74	\$0.00	\$252.74	1.6849	14.91%
Total Cost:			\$1,695.37	\$0.00	\$1,695.37		

For FINE  
ARTS/MULTIMEDIA



Electricity	61.7%
Natural Gas	2.4%
Sewer	14.9%
Water	21.0%
Total:	100.0%

Filters: Cost Center Name Not Equal To DoNotReport; Billing Period Equal To 201106All Meter CodesAll Group Names

**elpaso**

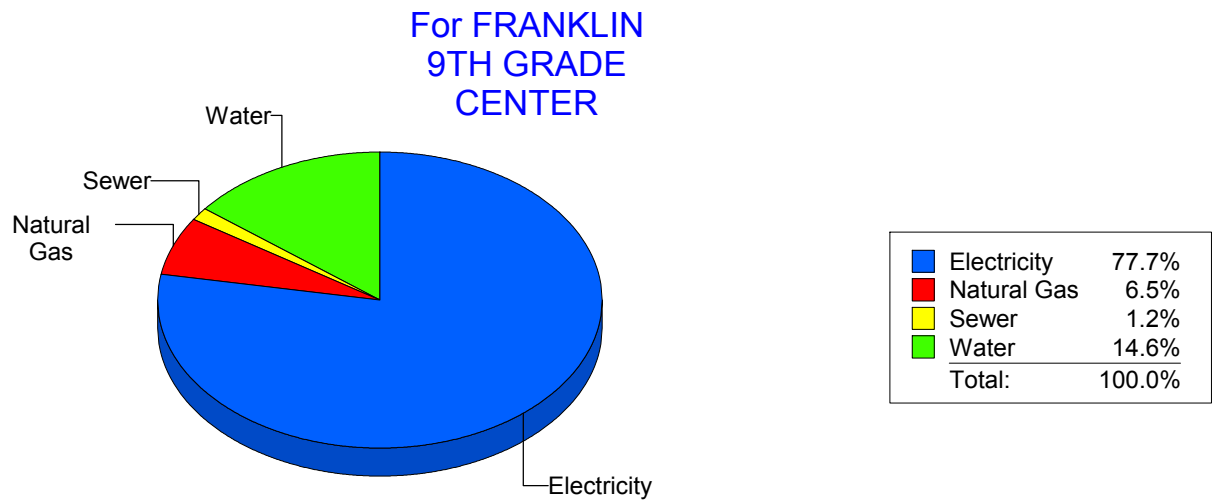
Energy CAP

Cost Avoidance Program

**Cost Summary Graph**

Grouped by Energy Type

Energy Type	Use	Units	Meter Cost	Special Charges	Total Cost	Avg Unit Cost	% of Total Cost
Site: FRANKLIN9THGRADECENTER - FRANKLIN 9TH GRADE CENTER							
Electricity	224,000	KWH	\$21,875.35	\$0.00	\$21,875.35	0.0977	77.70%
Natural Gas	3,123	CCF	\$1,842.74	\$0.00	\$1,842.74	0.5901	6.55%
Water	2,812	CCF	\$4,096.45	\$0.00	\$4,096.45	1.4568	14.55%
Sewer	100	CCF	\$338.95	\$0.00	\$338.95	3.3895	1.20%
Total Cost:			\$28,153.49	\$0.00	\$28,153.49		



Filters: Cost Center Name Not Equal To DoNotReport; Billing Period Equal To 201106All Meter CodesAll Group Names

# elpaso

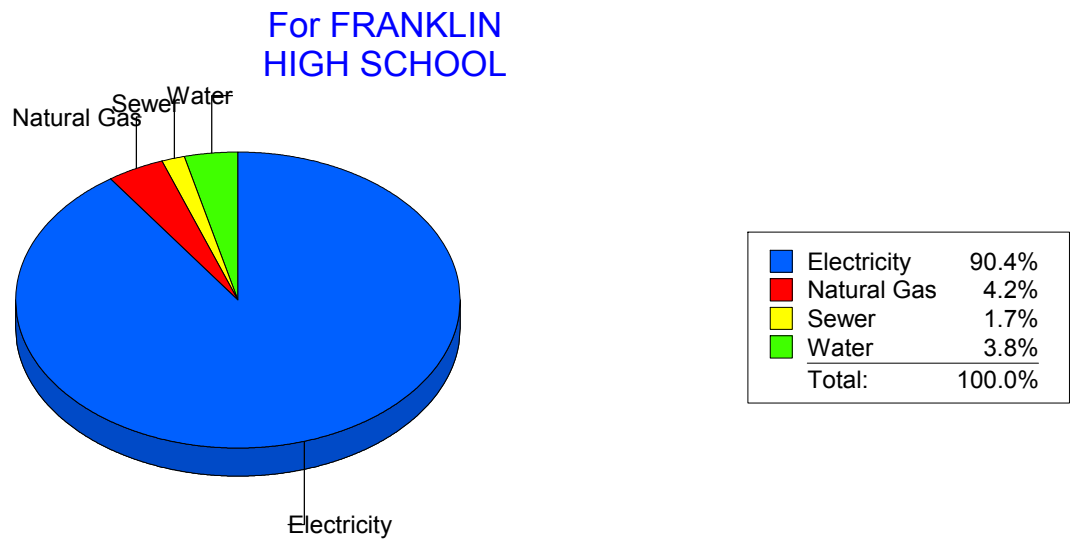
Energy CAP

Cost Avoidance Program

## Cost Summary Graph

Grouped by Energy Type

Energy Type	Use	Units	Meter Cost	Special Charges	Total Cost	Avg Unit Cost	% of Total Cost
Site: FRANKLIN HIGH SCHOOL - FRANKLIN HIGH SCHOOL							
Electricity	275,634	KWH	\$32,621.86	\$0.00	\$32,621.86	0.1184	90.36%
Natural Gas	2,493	CCF	\$1,503.38	\$0.00	\$1,503.38	0.6030	4.16%
Water	630	CCF	\$1,373.44	\$0.00	\$1,373.44	2.1801	3.80%
Sewer	307	CCF	\$601.84	\$0.00	\$601.84	1.9604	1.67%
Total Cost:			\$36,100.52	\$0.00	\$36,100.52		



Filters: Cost Center Name Not Equal To DoNotReport; Billing Period Equal To 201106All Meter CodesAll Group Names

# elpaso

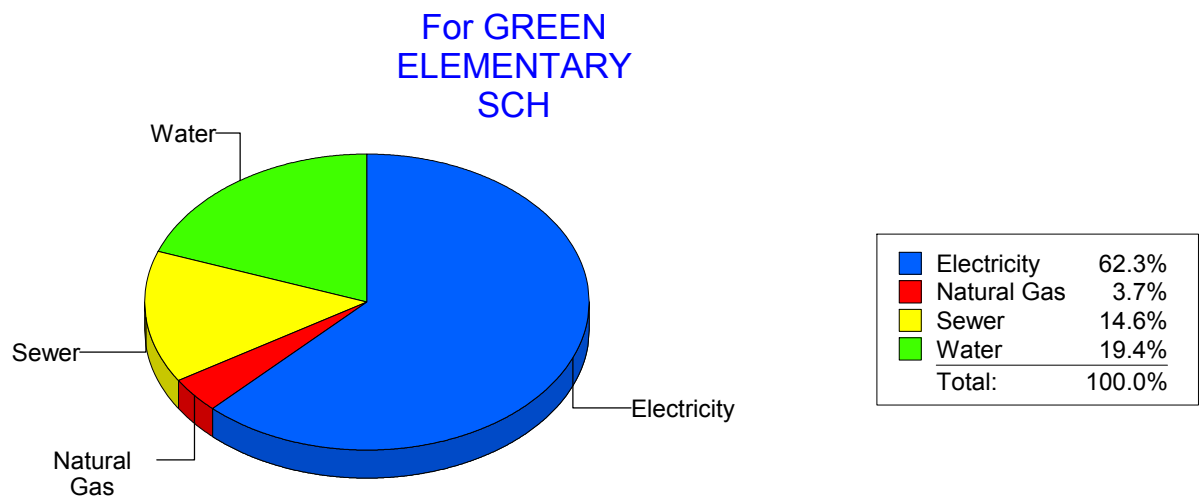
Energy CAP

Cost Avoidance Program

## Cost Summary Graph

Grouped by Energy Type

Energy Type	Use	Units	Meter Cost	Special Charges	Total Cost	Avg Unit Cost	% of Total Cost
Site: GREEN ELEMENTARY SCH - GREEN ELEMENTARY SCH							
Electricity	22,800	KWH	\$3,501.12	\$0.00	\$3,501.12	0.1536	62.33%
Natural Gas	251	CCF	\$205.76	\$0.00	\$205.76	0.8198	3.66%
Water	549	CCF	\$1,088.52	\$0.00	\$1,088.52	1.9827	19.38%
Sewer	431	CCF	\$821.56	\$0.00	\$821.56	1.9062	14.63%
Total Cost:			\$5,616.96	\$0.00	\$5,616.96		



Filters: Cost Center Name Not Equal To DoNotReport; Billing Period Equal To 201106All Meter CodesAll Group Names

# elpaso

Energy CAP

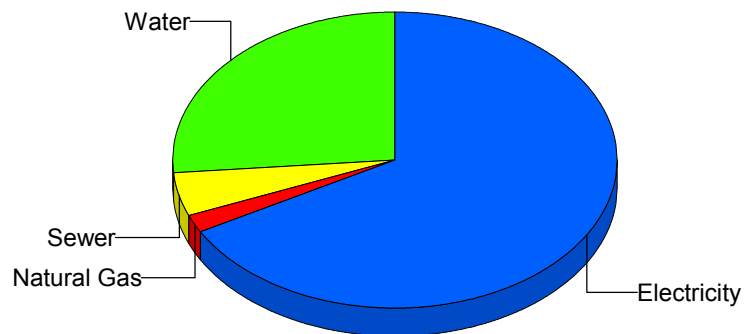
Cost Avoidance Program

## Cost Summary Graph

Grouped by Energy Type

Energy Type	Use	Units	Meter Cost	Special Charges	Total Cost	Avg Unit Cost	% of Total Cost
Site: GUILLEN MIDDLE SCHOO - GUILLEN MIDDLE SCHOO							
Electricity	57,803	KWH	\$8,818.13	\$0.00	\$8,818.13	0.1526	66.87%
Natural Gas	332	CCF	\$254.53	\$0.00	\$254.53	0.7667	1.93%
Water	1,482	CCF	\$3,494.06	\$0.00	\$3,494.06	2.3577	26.50%
Sewer	331	CCF	\$620.22	\$0.00	\$620.22	1.8738	4.70%
Total Cost:			\$13,186.94	\$0.00	\$13,186.94		

For GUILLEN  
MIDDLE  
SCHOO



Electricity	66.9%
Natural Gas	1.9%
Sewer	4.7%
Water	26.5%
Total:	100.0%

Filters: Cost Center Name Not Equal To DoNotReport; Billing Period Equal To 201106All Meter CodesAll Group Names

# elpaso

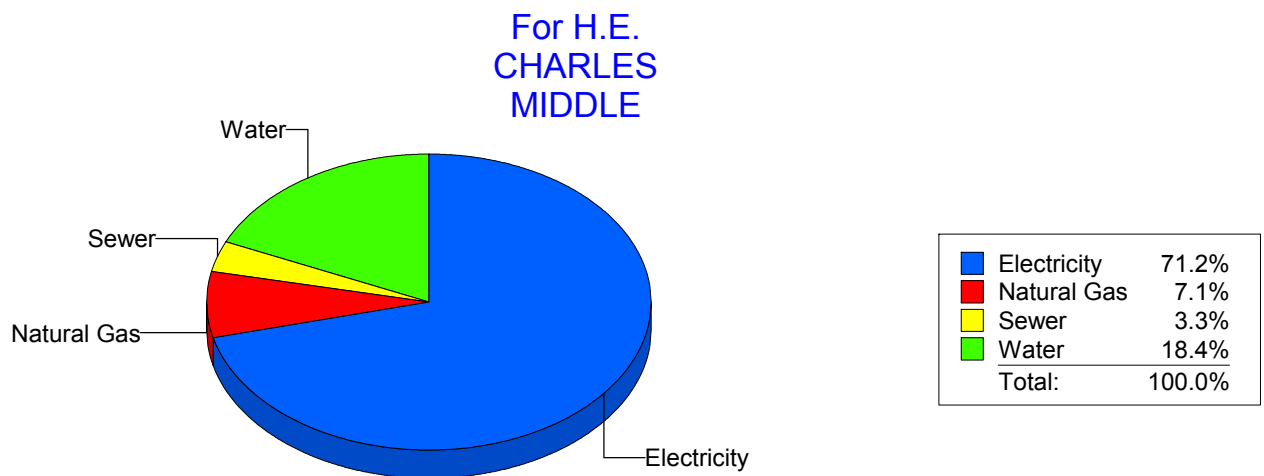
Energy CAP

Cost Avoidance Program

## Cost Summary Graph

Grouped by Energy Type

Energy Type	Use	Units	Meter Cost	Special Charges	Total Cost	Avg Unit Cost	% of Total Cost
Site: H.E. CHARLES MIDDLE - H.E. CHARLES MIDDLE							
Electricity	96,388	KWH	\$11,102.93	\$0.00	\$11,102.93	0.1152	71.23%
Natural Gas	1,800	CCF	\$1,109.74	\$0.00	\$1,109.74	0.6165	7.12%
Water	898	CCF	\$2,864.26	\$0.00	\$2,864.26	3.1896	18.38%
Sewer	235	CCF	\$510.40	\$0.00	\$510.40	2.1719	3.27%
Total Cost:			\$15,587.33	\$0.00	\$15,587.33		



Filters: Cost Center Name Not Equal To DoNotReport; Billing Period Equal To 201106All Meter CodesAll Group Names

# elpaso

Energy CAP

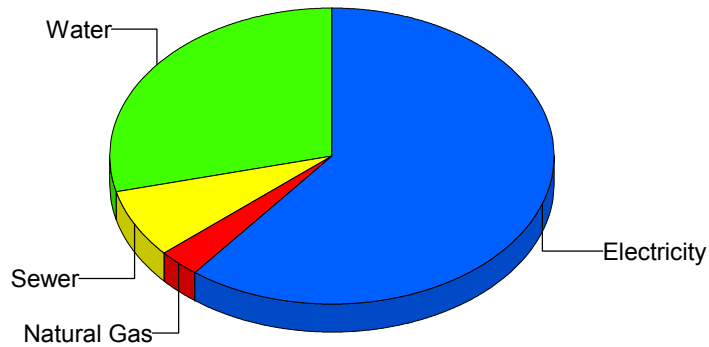
Cost Avoidance Program

## Cost Summary Graph

Grouped by Energy Type

Energy Type	Use	Units	Meter Cost	Special Charges	Total Cost	Avg Unit Cost	% of Total Cost
Site: HART ELEMENTARY SCHO - HART ELEMENTARY SCHO							
Electricity	12,809	KWH	\$2,541.14	\$0.00	\$2,541.14	0.1984	60.53%
Natural Gas	188	CCF	\$134.66	\$0.00	\$134.66	0.7163	3.21%
Water	408	CCF	\$1,212.08	\$0.00	\$1,212.08	2.9708	28.87%
Sewer	128	CCF	\$310.28	\$0.00	\$310.28	2.4241	7.39%
Total Cost:			\$4,198.16	\$0.00	\$4,198.16		

For HART  
ELEMENTARY  
SCHO



Electricity	60.5%
Natural Gas	3.2%
Sewer	7.4%
Water	28.9%
Total:	100.0%

Filters: Cost Center Name Not Equal To DoNotReport; Billing Period Equal To 201106All Meter CodesAll Group Names

# elpaso

Energy CAP

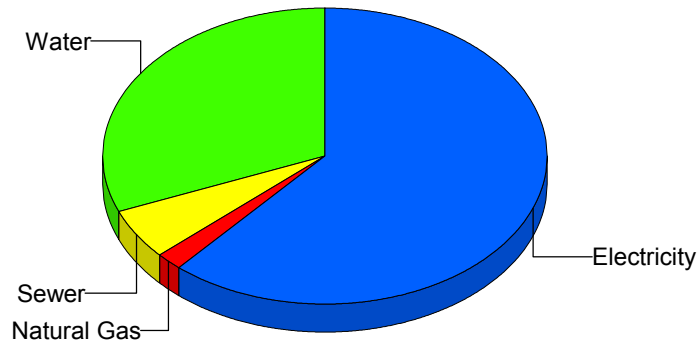
Cost Avoidance Program

## Cost Summary Graph

Grouped by Energy Type

Energy Type	Use	Units	Meter Cost	Special Charges	Total Cost	Avg Unit Cost	% of Total Cost
Site: HAWKINS ELEMENTARY S - HAWKINS ELEMENTARY S							
Electricity	16,500	KWH	\$2,388.62	\$0.00	\$2,388.62	0.1448	61.50%
Natural Gas	81	CCF	\$72.60	\$0.00	\$72.60	0.8963	1.87%
Water	329	CCF	\$1,209.27	\$0.00	\$1,209.27	3.6756	31.14%
Sewer	70	CCF	\$213.38	\$0.00	\$213.38	3.0483	5.49%
Total Cost:			\$3,883.87	\$0.00	\$3,883.87		

For HAWKINS  
ELEMENTARY  
S



Electricity	61.5%
Natural Gas	1.9%
Sewer	5.5%
Water	31.1%
Total:	100.0%

Filters: Cost Center Name Not Equal To DoNotReport; Billing Period Equal To 201106All Meter CodesAll Group Names



# elpaso

Energy CAP

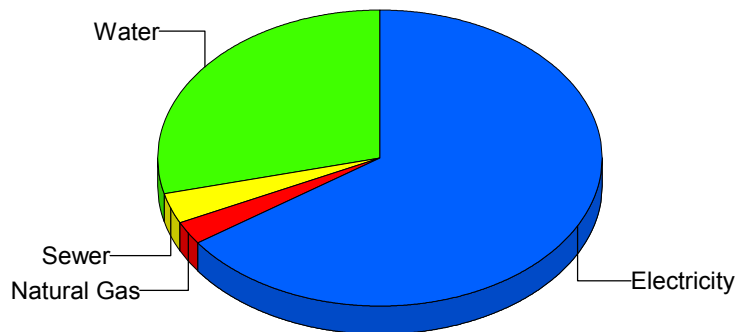
Cost Avoidance Program

## Cost Summary Graph

Grouped by Energy Type

Energy Type	Use	Units	Meter Cost	Special Charges	Total Cost	Avg Unit Cost	% of Total Cost
Site: HENDERSON MIDDLE SCH - HENDERSON MIDDLE SCH							
Electricity	40,692	KWH	\$6,490.79	\$0.00	\$6,490.79	0.1595	65.21%
Natural Gas	408	CCF	\$266.81	\$0.00	\$266.81	0.6539	2.68%
Water	1,205	CCF	\$2,874.12	\$0.00	\$2,874.12	2.3852	28.88%
Sewer	204	CCF	\$321.32	\$0.00	\$321.32	1.5751	3.23%
Total Cost:			\$9,953.04	\$0.00	\$9,953.04		

For  
HENDERSON  
MIDDLE SCH



Electricity	65.2%
Natural Gas	2.7%
Sewer	3.2%
Water	28.9%
Total:	100.0%

Filters: Cost Center Name Not Equal To DoNotReport; Billing Period Equal To 201106All Meter CodesAll Group Names

# elpaso

Energy CAP

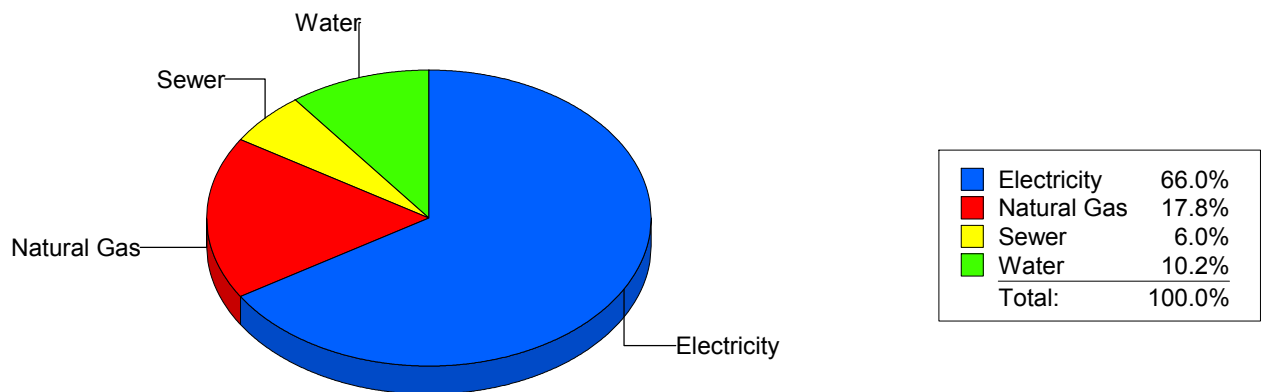
Cost Avoidance Program

## Cost Summary Graph

Grouped by Energy Type

Energy Type	Use	Units	Meter Cost	Special Charges	Total Cost	Avg Unit Cost	% of Total Cost
Site: HERCULES COTTAGES - HERCULES COTTAGES							
Electricity	2,864	KWH	\$627.40	\$0.00	\$627.40	0.2191	66.03%
Natural Gas	4	CCF	\$168.84	\$0.00	\$168.84	42.2100	17.77%
Water	38	CCF	\$96.95	\$0.00	\$96.95	2.5513	10.20%
Sewer	21	CCF	\$57.00	\$0.00	\$57.00	2.7143	6.00%
Total Cost:			\$950.19	\$0.00	\$950.19		

For HERCULES COTTAGES



Filters: Cost Center Name Not Equal To DoNotReport; Billing Period Equal To 201106All Meter CodesAll Group Names

# elpaso

Energy CAP

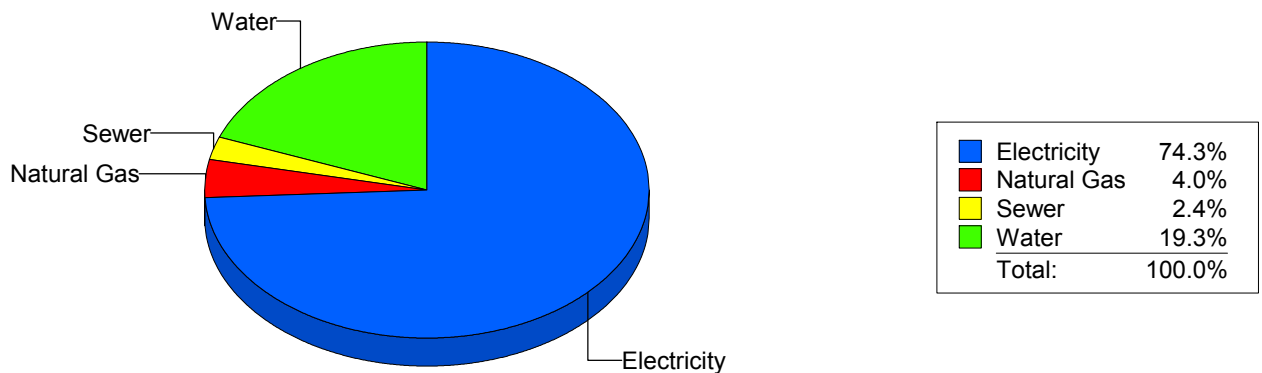
Cost Avoidance Program

## Cost Summary Graph

Grouped by Energy Type

Energy Type	Use	Units	Meter Cost	Special Charges	Total Cost	Avg Unit Cost	% of Total Cost
Site: HERRERA - HERRERA ELEMENTARY							
Electricity	71,400	KWH	\$9,752.12	\$0.00	\$9,752.12	0.1366	74.27%
Natural Gas	850	CCF	\$525.14	\$0.00	\$525.14	0.6178	4.00%
Water	730	CCF	\$2,534.62	\$0.00	\$2,534.62	3.4721	19.30%
Sewer	84	CCF	\$318.63	\$0.00	\$318.63	3.7932	2.43%
Total Cost:			\$13,130.51	\$0.00	\$13,130.51		

For HERRERA  
ELEMENTARY



Filters: Cost Center Name Not Equal To DoNotReport; Billing Period Equal To 201106All Meter CodesAll Group Names

# elpaso

Energy CAP

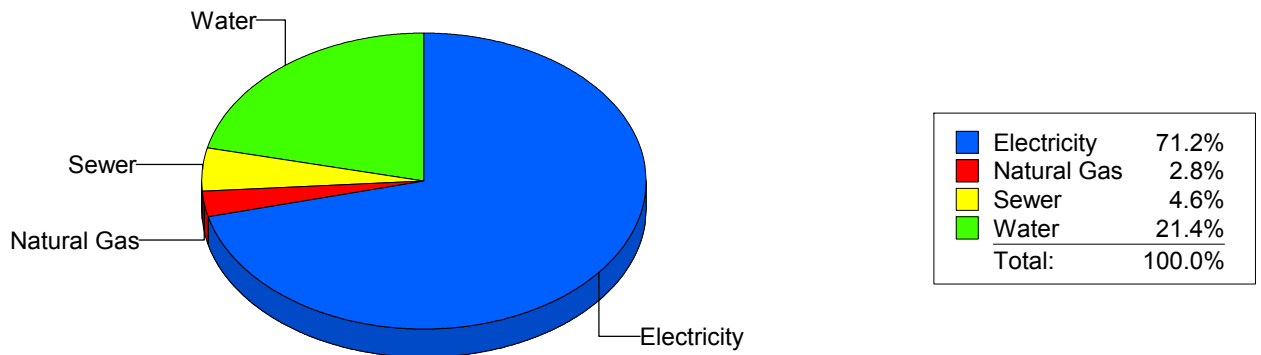
Cost Avoidance Program

## Cost Summary Graph

Grouped by Energy Type

Energy Type	Use	Units	Meter Cost	Special Charges	Total Cost	Avg Unit Cost	% of Total Cost
Site: HILLSIDE ELEMENTARY - HILLSIDE ELEMENTARY							
Electricity	33,661	KWH	\$5,277.46	\$0.00	\$5,277.46	0.1568	71.22%
Natural Gas	142	CCF	\$206.04	\$0.00	\$206.04	1.4510	2.78%
Water	453	CCF	\$1,588.73	\$0.00	\$1,588.73	3.5071	21.44%
Sewer	109	CCF	\$338.28	\$0.00	\$338.28	3.1035	4.56%
Total Cost:			\$7,410.51	\$0.00	\$7,410.51		

For HILLSIDE  
ELEMENTARY



Filters: Cost Center Name Not Equal To DoNotReport; Billing Period Equal To 201106All Meter CodesAll Group Names

# elpaso

Energy CAP

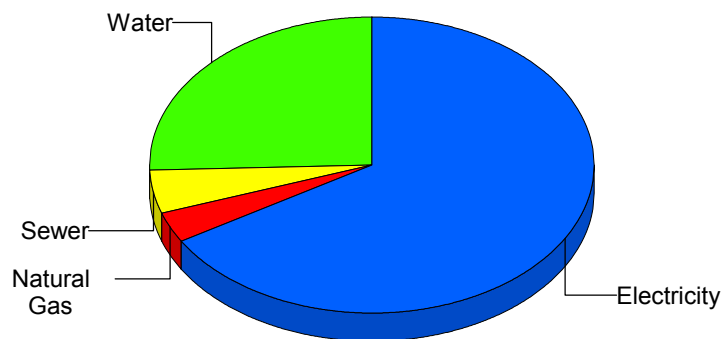
Cost Avoidance Program

## Cost Summary Graph

Grouped by Energy Type

Energy Type	Use	Units	Meter Cost	Special Charges	Total Cost	Avg Unit Cost	% of Total Cost
Site: HOUSTON INTERMEDIATE - HOUSTON INTERMEDIATE							
Electricity	27,990	KWH	\$3,503.79	\$0.00	\$3,503.79	0.1252	66.51%
Natural Gas	143	CCF	\$173.92	\$0.00	\$173.92	1.2162	3.30%
Water	271	CCF	\$1,352.57	\$0.00	\$1,352.57	4.9910	25.67%
Sewer	22	CCF	\$237.90	\$0.00	\$237.90	10.8136	4.52%
Total Cost:			\$5,268.18	\$0.00	\$5,268.18		

For HOUSTON  
INTERMEDIATE



Electricity	66.5%
Natural Gas	3.3%
Sewer	4.5%
Water	25.7%
Total:	100.0%

Filters: Cost Center Name Not Equal To DoNotReport; Billing Period Equal To 201106All Meter CodesAll Group Names

# elpaso

Energy CAP

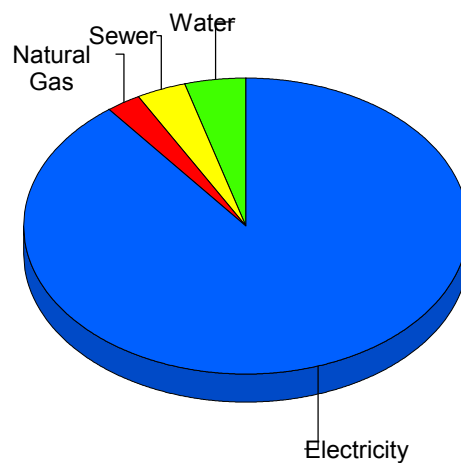
Cost Avoidance Program

## Cost Summary Graph

Grouped by Energy Type

Energy Type	Use	Units	Meter Cost	Special Charges	Total Cost	Avg Unit Cost	% of Total Cost
Site: MOYE - HR MOYE							
Electricity	58,200	KWH	\$8,346.85	\$0.00	\$8,346.85	0.1434	89.52%
Natural Gas	337	CCF	\$224.15	\$0.00	\$224.15	0.6651	2.40%
Water	91	CCF	\$409.89	\$0.00	\$409.89	4.5043	4.40%
Sewer	103	CCF	\$342.76	\$0.00	\$342.76	3.3278	3.68%
Total Cost:			\$9,323.65	\$0.00	\$9,323.65		

For HR MOYE



Electricity	89.5%
Natural Gas	2.4%
Sewer	3.7%
Water	4.4%
Total:	100.0%

Filters: Cost Center Name Not Equal To DoNotReport; Billing Period Equal To 201106All Meter CodesAll Group Names

# elpaso

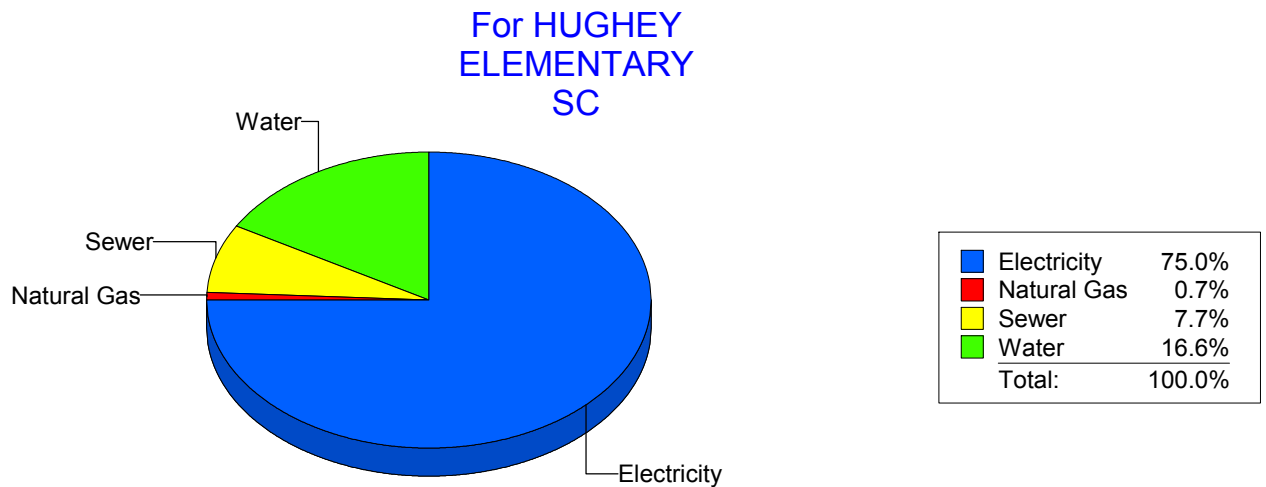
Energy CAP

Cost Avoidance Program

## Cost Summary Graph

Grouped by Energy Type

Energy Type	Use	Units	Meter Cost	Special Charges	Total Cost	Avg Unit Cost	% of Total Cost
Site: HUGHEY ELEMENTARY SC - HUGHEY ELEMENTARY SC							
Electricity	13,221	KWH	\$3,583.31	\$0.00	\$3,583.31	0.2710	75.05%
Natural Gas	0	CCF	\$33.38	\$0.00	\$33.38	0.0000	0.70%
Water	378	CCF	\$792.31	\$0.00	\$792.31	2.0961	16.59%
Sewer	190	CCF	\$365.78	\$0.00	\$365.78	1.9252	7.66%
Total Cost:			\$4,774.78	\$0.00	\$4,774.78		



Filters: Cost Center Name Not Equal To DoNotReport; Billing Period Equal To 201106All Meter CodesAll Group Names

# elpaso

Energy CAP

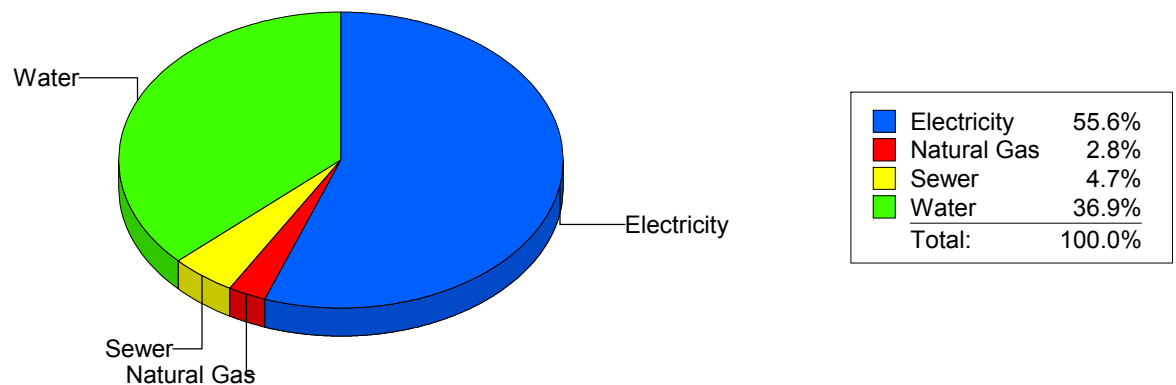
Cost Avoidance Program

## Cost Summary Graph

Grouped by Energy Type

Energy Type	Use	Units	Meter Cost	Special Charges	Total Cost	Avg Unit Cost	% of Total Cost
Site: IRVIN HIGH SCHOOL - IRVIN HIGH SCHOOL							
Electricity	88,590	KWH	\$13,453.04	\$0.00	\$13,453.04	0.1519	55.62%
Natural Gas	1,048	CCF	\$673.41	\$0.00	\$673.41	0.6426	2.78%
Water	2,990	CCF	\$8,922.98	\$0.00	\$8,922.98	2.9843	36.89%
Sewer	786	CCF	\$1,135.83	\$0.00	\$1,135.83	1.4451	4.70%
Total Cost:			\$24,185.26	\$0.00	\$24,185.26		

For IRVIN HIGH SCHOOL



Filters: Cost Center Name Not Equal To DoNotReport; Billing Period Equal To 201106All Meter CodesAll Group Names



# elpaso

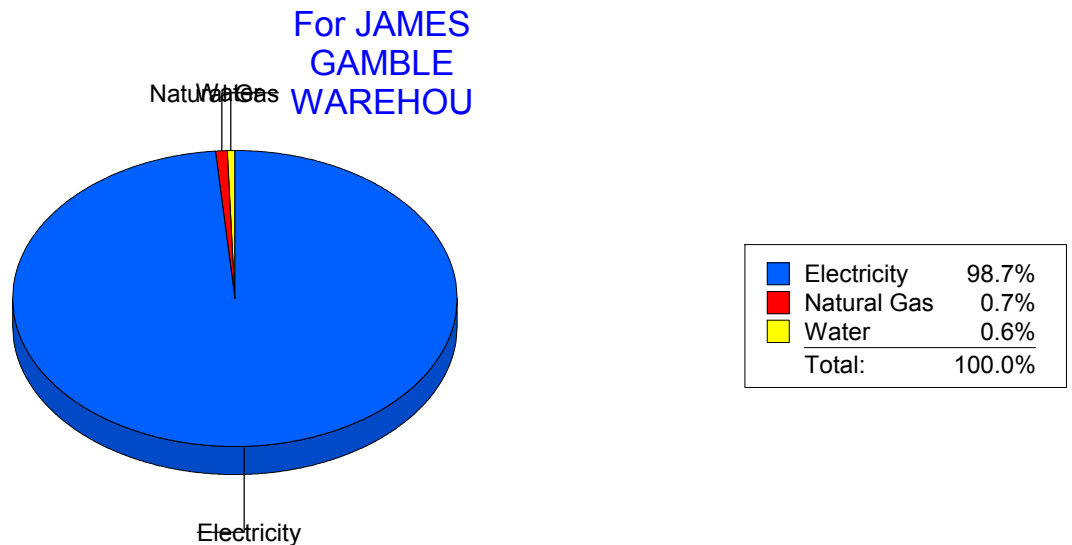
Energy CAP

Cost Avoidance Program

## Cost Summary Graph

Grouped by Energy Type

Energy Type	Use	Units	Meter Cost	Special Charges	Total Cost	Avg Unit Cost	% of Total Cost
Site: JAMES GAMBLE WAREHOU - JAMES GAMBLE WAREHOU							
Electricity	42,400	KWH	\$5,716.95	\$0.00	\$5,716.95	0.1348	98.72%
Natural Gas	10	CCF	\$38.00	\$0.00	\$38.00	3.8000	0.66%
Water	0	CCF	\$36.36	\$0.00	\$36.36	0.0000	0.63%
Total Cost:			\$5,791.31	\$0.00	\$5,791.31		



Filters: Cost Center Name Not Equal To DoNotReport; Billing Period Equal To 201106All Meter CodesAll Group Names

# elpaso

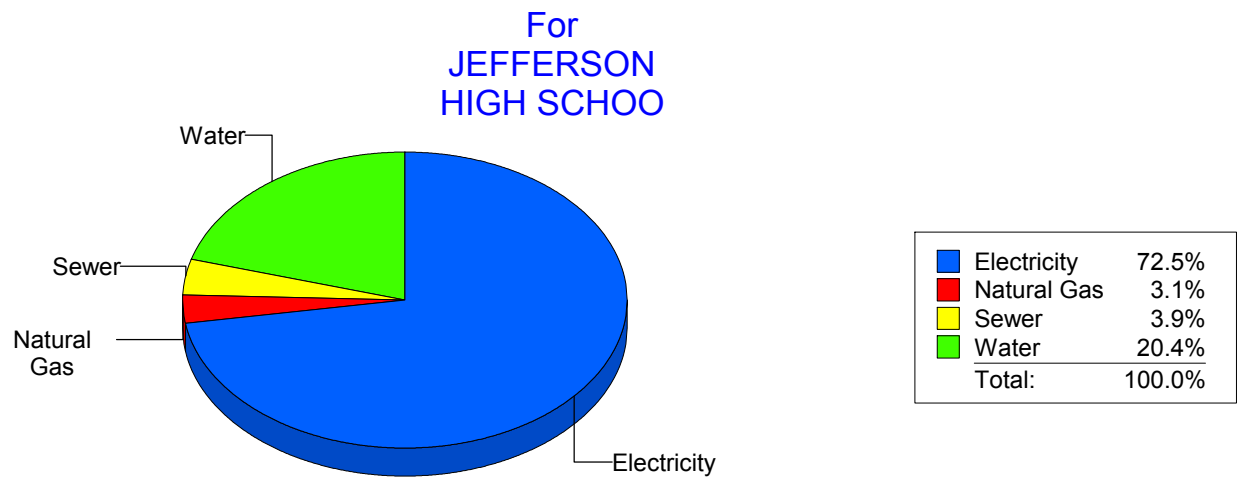
Energy CAP

Cost Avoidance Program

## Cost Summary Graph

Grouped by Energy Type

Energy Type	Use	Units	Meter Cost	Special Charges	Total Cost	Avg Unit Cost	% of Total Cost
Site: JEFFERSON HIGH SCHOO - JEFFERSON HIGH SCHOO							
Electricity	119,412	KWH	\$14,966.64	\$0.00	\$14,966.64	0.1253	72.54%
Natural Gas	705	CCF	\$645.32	\$0.00	\$645.32	0.9153	3.13%
Water	1,529	CCF	\$4,214.11	\$0.00	\$4,214.11	2.7561	20.42%
Sewer	364	CCF	\$806.83	\$0.00	\$806.83	2.2166	3.91%
Total Cost:			\$20,632.90	\$0.00	\$20,632.90		



Filters: Cost Center Name Not Equal To DoNotReport; Billing Period Equal To 201106All Meter CodesAll Group Names

# elpaso

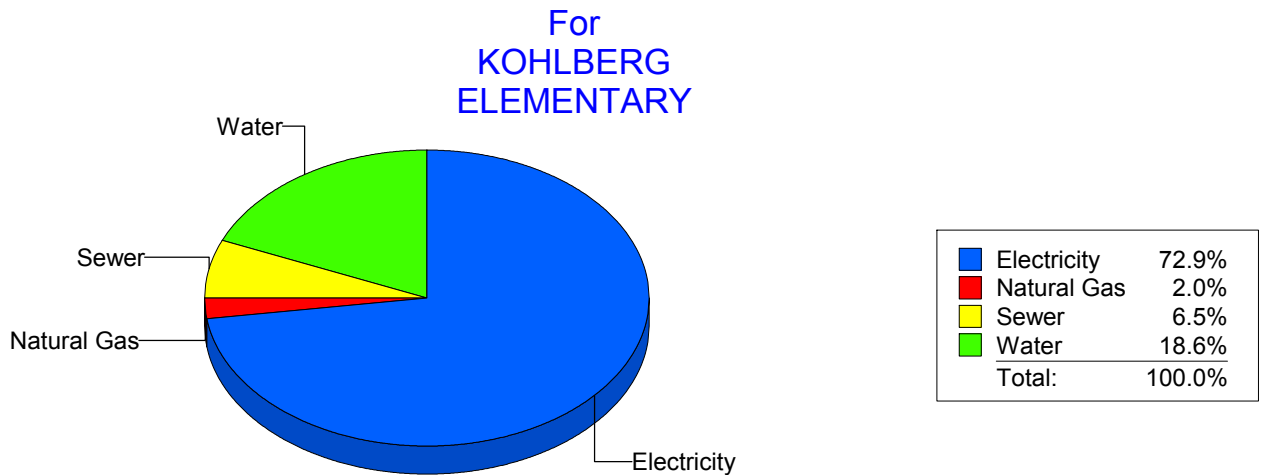
Energy CAP

Cost Avoidance Program

## Cost Summary Graph

Grouped by Energy Type

Energy Type	Use	Units	Meter Cost	Special Charges	Total Cost	Avg Unit Cost	% of Total Cost
Site: KOHLBERG ELEMENTARY - KOHLBERG ELEMENTARY							
Electricity	31,220	KWH	\$6,065.23	\$0.00	\$6,065.23	0.1943	72.87%
Natural Gas	190	CCF	\$169.24	\$0.00	\$169.24	0.8907	2.03%
Water	662	CCF	\$1,545.08	\$0.00	\$1,545.08	2.3340	18.56%
Sewer	281	CCF	\$543.96	\$0.00	\$543.96	1.9358	6.54%
Total Cost:			\$8,323.51	\$0.00	\$8,323.51		



Filters: Cost Center Name Not Equal To DoNotReport; Billing Period Equal To 201106All Meter CodesAll Group Names

# elpaso

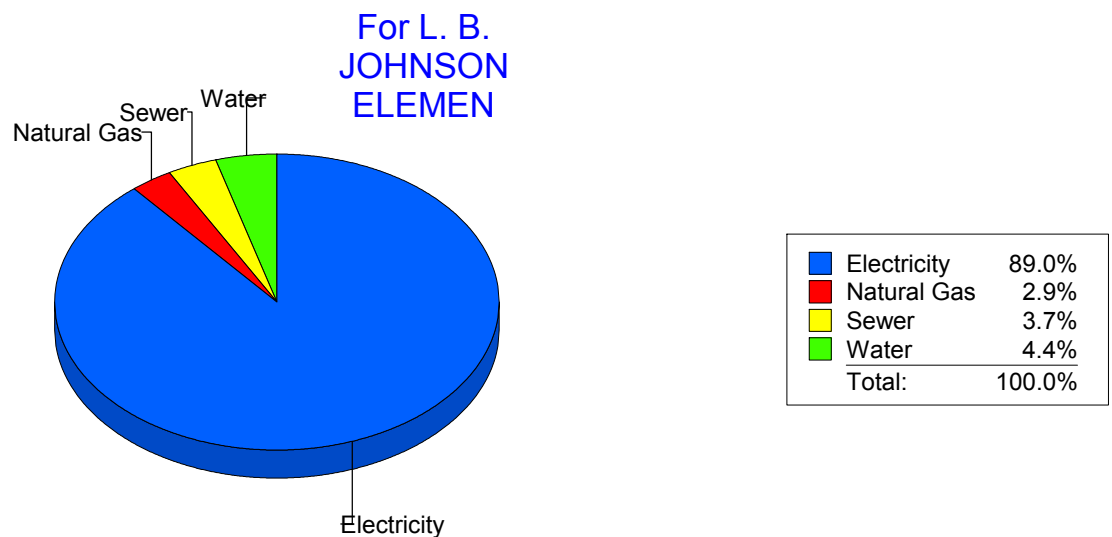
Energy CAP

Cost Avoidance Program

## Cost Summary Graph

Grouped by Energy Type

Energy Type	Use	Units	Meter Cost	Special Charges	Total Cost	Avg Unit Cost	% of Total Cost
Site: L. B. JOHNSON ELEMEN - L. B. JOHNSON ELEMEN							
Electricity	45,400	KWH	\$7,425.60	\$0.00	\$7,425.60	0.1636	89.01%
Natural Gas	251	CCF	\$239.26	\$0.00	\$239.26	0.9532	2.87%
Water	204	CCF	\$366.39	\$0.00	\$366.39	1.7960	4.39%
Sewer	137	CCF	\$311.60	\$0.00	\$311.60	2.2745	3.73%
Total Cost:			\$8,342.85	\$0.00	\$8,342.85		



Filters: Cost Center Name Not Equal To DoNotReport; Billing Period Equal To 201106All Meter CodesAll Group Names

# elpaso

Energy CAP

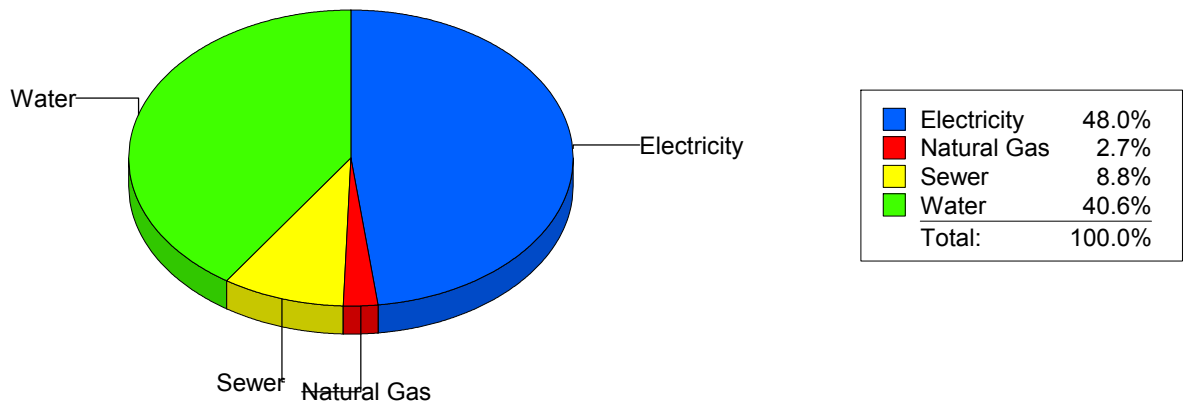
Cost Avoidance Program

## Cost Summary Graph

Grouped by Energy Type

Energy Type	Use	Units	Meter Cost	Special Charges	Total Cost	Avg Unit Cost	% of Total Cost
Site: LAMAR ELEMENTARY SCH - LAMAR ELEMENTARY SCH							
Electricity	18,000	KWH	\$3,443.20	\$0.00	\$3,443.20	0.1913	47.96%
Natural Gas	177	CCF	\$194.81	\$0.00	\$194.81	1.1006	2.71%
Water	852	CCF	\$2,913.29	\$0.00	\$2,913.29	3.4194	40.58%
Sewer	229	CCF	\$628.29	\$0.00	\$628.29	2.7436	8.75%
Total Cost:			\$7,179.59	\$0.00	\$7,179.59		

For LAMAR  
ELEMENTARY  
SCH



Filters: Cost Center Name Not Equal To DoNotReport; Billing Period Equal To 201106All Meter CodesAll Group Names

# elpaso

Energy CAP

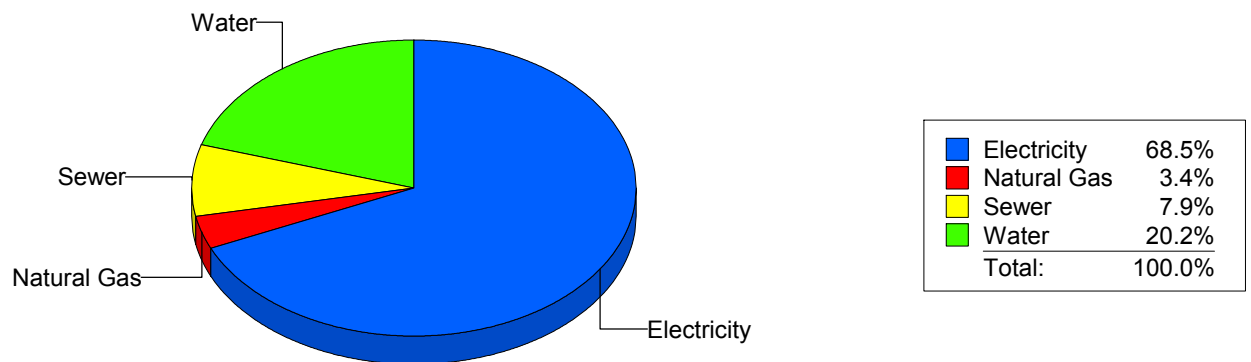
Cost Avoidance Program

## Cost Summary Graph

Grouped by Energy Type

Energy Type	Use	Units	Meter Cost	Special Charges	Total Cost	Avg Unit Cost	% of Total Cost
Site: LEE ELEMENTARY - LEE ELEMENTARY							
Electricity	22,742	KWH	\$4,325.51	\$0.00	\$4,325.51	0.1902	68.47%
Natural Gas	239	CCF	\$217.34	\$0.00	\$217.34	0.9094	3.44%
Water	475	CCF	\$1,274.22	\$0.00	\$1,274.22	2.6826	20.17%
Sewer	172	CCF	\$500.09	\$0.00	\$500.09	2.9075	7.92%
Total Cost:			\$6,317.16	\$0.00	\$6,317.16		

For LEE  
ELEMENTARY



Filters: Cost Center Name Not Equal To DoNotReport; Billing Period Equal To 201106All Meter CodesAll Group Names

# elpaso

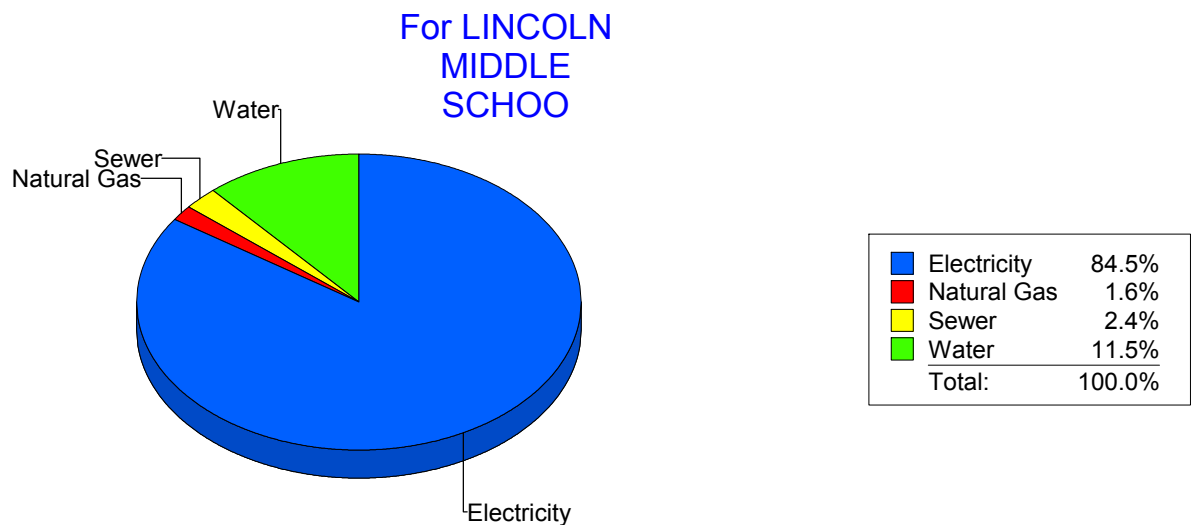
Energy CAP

Cost Avoidance Program

## Cost Summary Graph

Grouped by Energy Type

Energy Type	Use	Units	Meter Cost	Special Charges	Total Cost	Avg Unit Cost	% of Total Cost
Site: LINCOLN MIDDLE SCHOO - LINCOLN MIDDLE SCHOO							
Electricity	135,300	KWH	\$17,433.70	\$0.00	\$17,433.70	0.1289	84.46%
Natural Gas	522	CCF	\$334.83	\$0.00	\$334.83	0.6414	1.62%
Water	896	CCF	\$2,368.40	\$0.00	\$2,368.40	2.6433	11.47%
Sewer	289	CCF	\$504.64	\$0.00	\$504.64	1.7462	2.44%
Total Cost:			\$20,641.57	\$0.00	\$20,641.57		



Filters: Cost Center Name Not Equal To DoNotReport; Billing Period Equal To 201106All Meter CodesAll Group Names

# elpaso

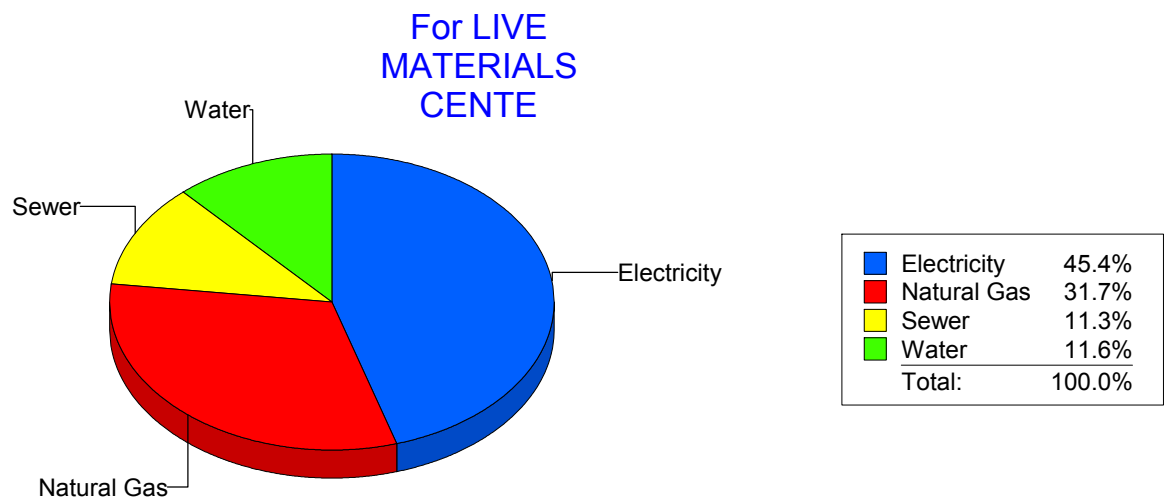
Energy CAP

Cost Avoidance Program

## Cost Summary Graph

Grouped by Energy Type

Energy Type	Use	Units	Meter Cost	Special Charges	Total Cost	Avg Unit Cost	% of Total Cost
Site: LIVE MATERIALS CENTE - LIVE MATERIALS CENTE							
Electricity	645	KWH	\$111.76	\$0.00	\$111.76	0.1733	45.40%
Natural Gas	23	CCF	\$77.91	\$0.00	\$77.91	3.3874	31.65%
Water	5	CCF	\$28.65	\$0.00	\$28.65	5.7300	11.64%
Sewer	6	CCF	\$27.84	\$0.00	\$27.84	4.6400	11.31%
Total Cost:			\$246.16	\$0.00	\$246.16		



Filters: Cost Center Name Not Equal To DoNotReport; Billing Period Equal To 201106All Meter CodesAll Group Names



# elpaso

Energy CAP

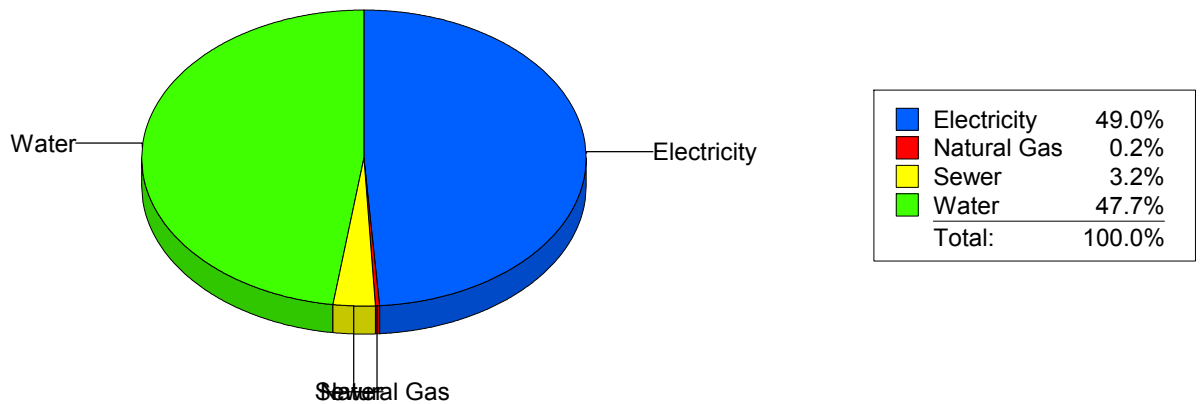
Cost Avoidance Program

## Cost Summary Graph

Grouped by Energy Type

Energy Type	Use	Units	Meter Cost	Special Charges	Total Cost	Avg Unit Cost	% of Total Cost
Site: LOGAN ELEMENTARY - LOGAN ELEMENTARY							
Electricity	20,700	KWH	\$3,531.12	\$0.00	\$3,531.12	0.1706	48.99%
Natural Gas	16	CCF	\$12.86	\$0.00	\$12.86	0.8038	0.18%
Water	888	CCF	\$3,436.79	\$0.00	\$3,436.79	3.8703	47.68%
Sewer	130	CCF	\$227.34	\$0.00	\$227.34	1.7488	3.15%
Total Cost:			\$7,208.11	\$0.00	\$7,208.11		

For LOGAN  
ELEMENTARY



Filters: Cost Center Name Not Equal To DoNotReport; Billing Period Equal To 201106All Meter CodesAll Group Names

# elpaso

Energy CAP

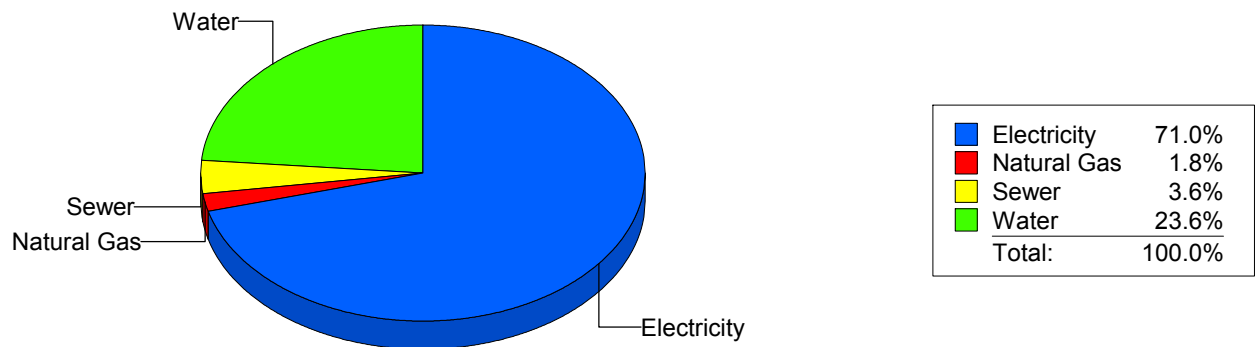
Cost Avoidance Program

## Cost Summary Graph

Grouped by Energy Type

Energy Type	Use	Units	Meter Cost	Special Charges	Total Cost	Avg Unit Cost	% of Total Cost
Site: LUNDY - LUNDY							
Electricity	32,800	KWH	\$6,334.00	\$0.00	\$6,334.00	0.1931	70.96%
Natural Gas	183	CCF	\$159.67	\$0.00	\$159.67	0.8725	1.79%
Water	604	CCF	\$2,108.17	\$0.00	\$2,108.17	3.4903	23.62%
Sewer	88	CCF	\$323.71	\$0.00	\$323.71	3.6785	3.63%
Total Cost:			\$8,925.55	\$0.00	\$8,925.55		

For LUNDY



Filters: Cost Center Name Not Equal To DoNotReport; Billing Period Equal To 201106All Meter CodesAll Group Names

# elpaso

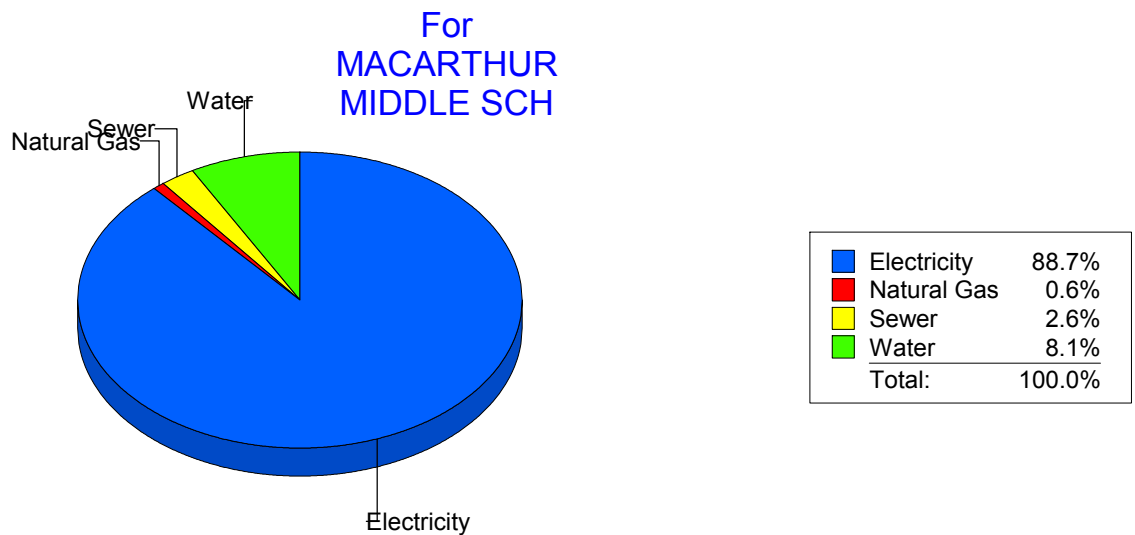
Energy CAP

Cost Avoidance Program

## Cost Summary Graph

Grouped by Energy Type

Energy Type	Use	Units	Meter Cost	Special Charges	Total Cost	Avg Unit Cost	% of Total Cost
Site: MACARTHUR MIDDLE SCH - MACARTHUR MIDDLE SCH							
Electricity	60,080	KWH	\$9,991.65	\$0.00	\$9,991.65	0.1663	88.75%
Natural Gas	73	CCF	\$68.73	\$0.00	\$68.73	0.9415	0.61%
Water	326	CCF	\$908.17	\$0.00	\$908.17	2.7858	8.07%
Sewer	120	CCF	\$290.01	\$0.00	\$290.01	2.4168	2.58%
Total Cost:			\$11,258.56	\$0.00	\$11,258.56		



Filters: Cost Center Name Not Equal To DoNotReport; Billing Period Equal To 201106All Meter CodesAll Group Names

# elpaso

Energy CAP

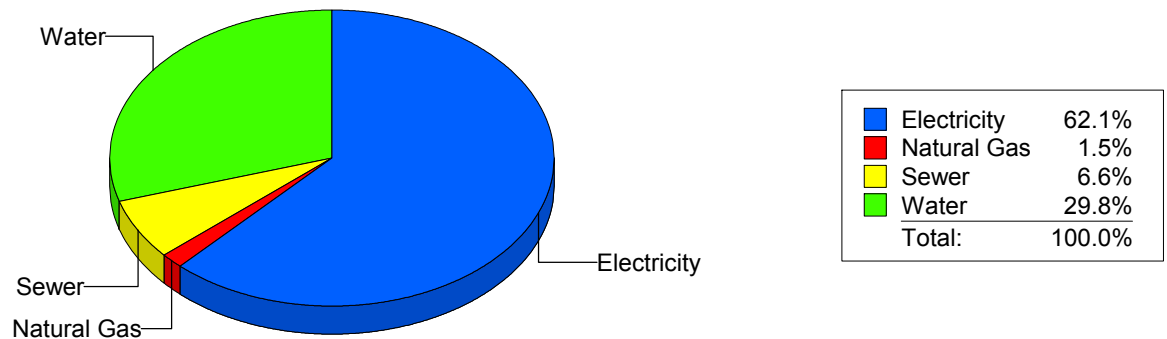
Cost Avoidance Program

## Cost Summary Graph

Grouped by Energy Type

Energy Type	Use	Units	Meter Cost	Special Charges	Total Cost	Avg Unit Cost	% of Total Cost
Site: MAGOFFIN MIDDLE SCHO - MAGOFFIN MIDDLE SCHO							
Electricity	17,879	KWH	\$2,764.16	\$0.00	\$2,764.16	0.1546	62.08%
Natural Gas	73	CCF	\$68.88	\$0.00	\$68.88	0.9436	1.55%
Water	507	CCF	\$1,327.86	\$0.00	\$1,327.86	2.6191	29.82%
Sewer	63	CCF	\$291.96	\$0.00	\$291.96	4.6343	6.56%
Total Cost:			\$4,452.86	\$0.00	\$4,452.86		

For MAGOFFIN  
MIDDLE SCHO



Filters: Cost Center Name Not Equal To DoNotReport; Billing Period Equal To 201106All Meter CodesAll Group Names

# elpaso

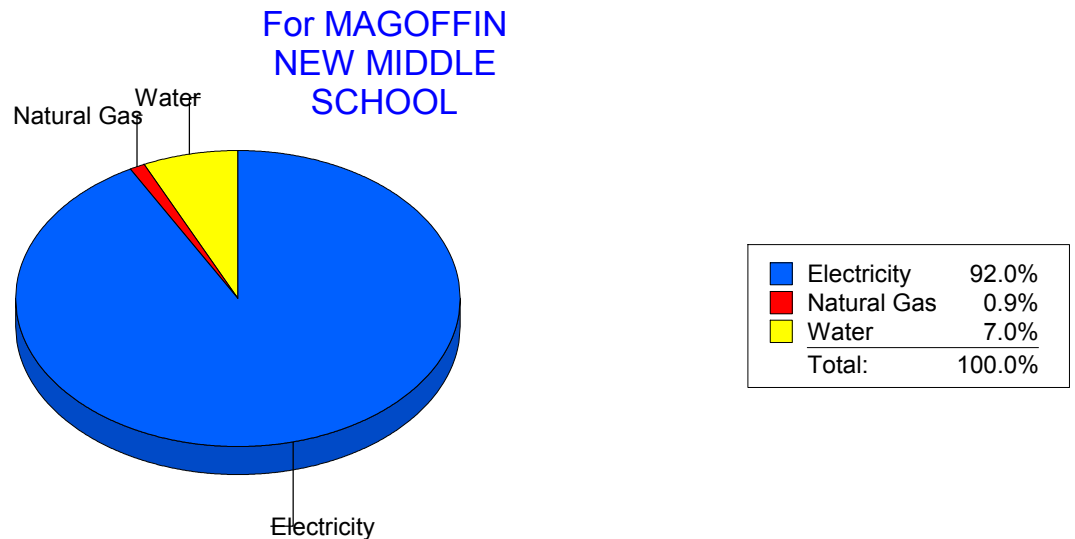
Energy CAP

Cost Avoidance Program

## Cost Summary Graph

Grouped by Energy Type

Energy Type	Use	Units	Meter Cost	Special Charges	Total Cost	Avg Unit Cost	% of Total Cost
Site: MAGOFFINMIDDLESCHOOLN047 - MAGOFFIN NEW MIDDLE SCHOOL							
Electricity	135,000	KWH	\$15,339.40	\$0.00	\$15,339.40	0.1136	92.03%
Natural Gas	222	CCF	\$155.08	\$0.00	\$155.08	0.6986	0.93%
Water	282	CCF	\$1,174.11	\$0.00	\$1,174.11	4.1635	7.04%
Total Cost:			\$16,668.59	\$0.00	\$16,668.59		



Filters: Cost Center Name Not Equal To DoNotReport; Billing Period Equal To 201106All Meter CodesAll Group Names

**elpaso**

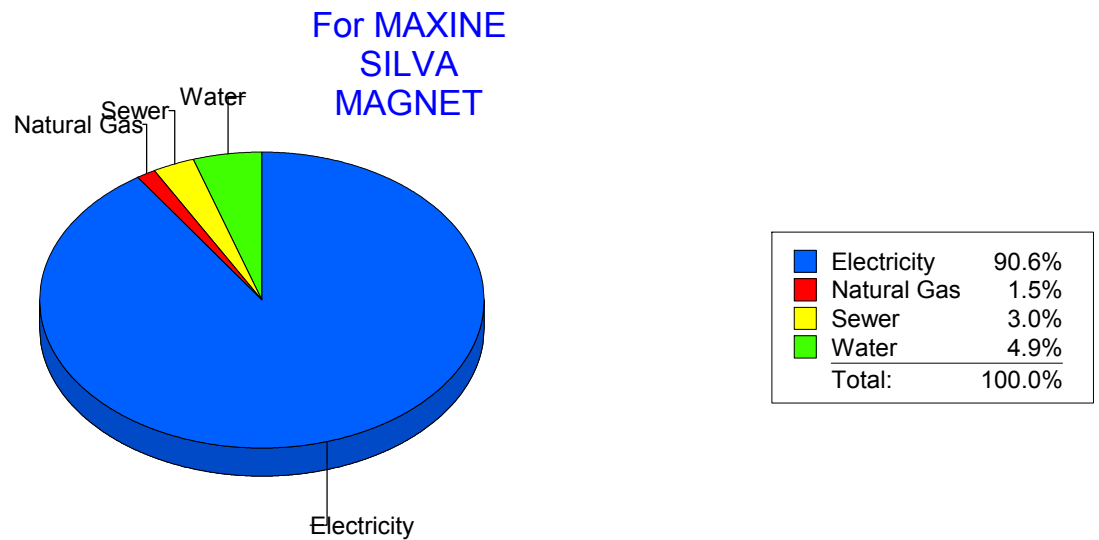
Energy CAP

Cost Avoidance Program

**Cost Summary Graph**

Grouped by Energy Type

Energy Type	Use	Units	Meter Cost	Special Charges	Total Cost	Avg Unit Cost	% of Total Cost
Site: MAXINE SILVA MAGNET - MAXINE SILVA MAGNET							
Electricity	92,700	KWH	\$10,058.99	\$0.00	\$10,058.99	0.1085	90.55%
Natural Gas	240	CCF	\$165.89	\$0.00	\$165.89	0.6912	1.49%
Water	268	CCF	\$545.37	\$0.00	\$545.37	2.0350	4.91%
Sewer	158	CCF	\$338.27	\$0.00	\$338.27	2.1409	3.05%
<b>Total Cost:</b>			<b>\$11,108.52</b>	<b>\$0.00</b>	<b>\$11,108.52</b>		



Filters: Cost Center Name Not Equal To DoNotReport; Billing Period Equal To 201106All Meter CodesAll Group Names

# elpaso

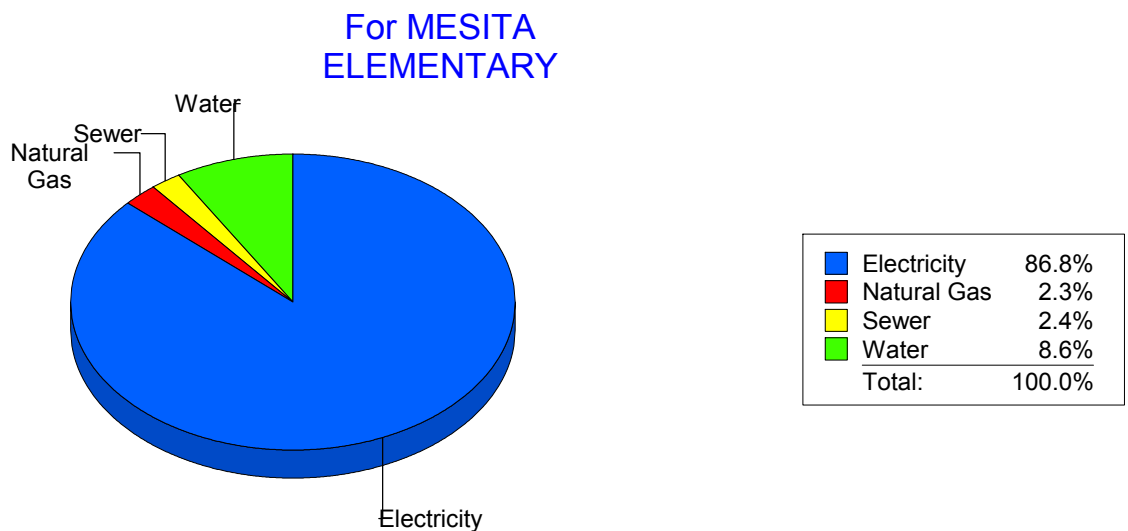
Energy CAP

Cost Avoidance Program

## Cost Summary Graph

Grouped by Energy Type

Energy Type	Use	Units	Meter Cost	Special Charges	Total Cost	Avg Unit Cost	% of Total Cost
Site: MESITA ELEMENTARY - MESITA ELEMENTARY							
Electricity	80,640	KWH	\$12,207.95	\$0.00	\$12,207.95	0.1514	86.79%
Natural Gas	447	CCF	\$317.42	\$0.00	\$317.42	0.7101	2.26%
Water	318	CCF	\$1,206.13	\$0.00	\$1,206.13	3.7929	8.57%
Sewer	97	CCF	\$335.14	\$0.00	\$335.14	3.4551	2.38%
Total Cost:			\$14,066.64	\$0.00	\$14,066.64		



Filters: Cost Center Name Not Equal To DoNotReport; Billing Period Equal To 201106All Meter CodesAll Group Names

# elpaso

Energy CAP

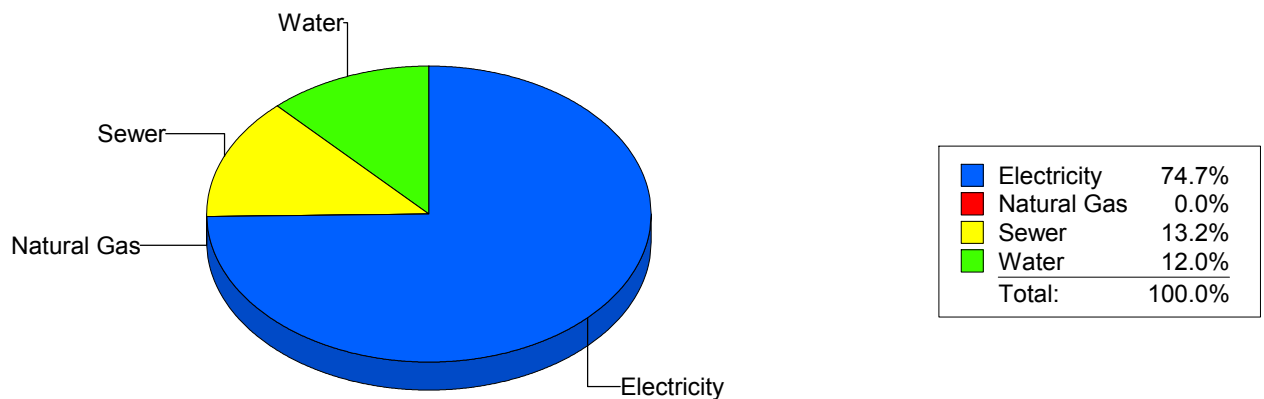
Cost Avoidance Program

## Cost Summary Graph

Grouped by Energy Type

Energy Type	Use	Units	Meter Cost	Special Charges	Total Cost	Avg Unit Cost	% of Total Cost
Site: MILAM ELEMENTARY - MILAM ELEMENTARY							
Electricity	10,080	KWH	\$2,209.83	\$0.00	\$2,209.83	0.2192	74.74%
Natural Gas	1	CCF	\$0.80	\$0.00	\$0.80	0.8000	0.03%
Water	158	CCF	\$354.29	\$0.00	\$354.29	2.2423	11.98%
Sewer	200	CCF	\$391.61	\$0.00	\$391.61	1.9581	13.25%
Total Cost:			\$2,956.53	\$0.00	\$2,956.53		

For MILAM  
ELEMENTARY



Filters: Cost Center Name Not Equal To DoNotReport; Billing Period Equal To 201106All Meter CodesAll Group Names



# elpaso

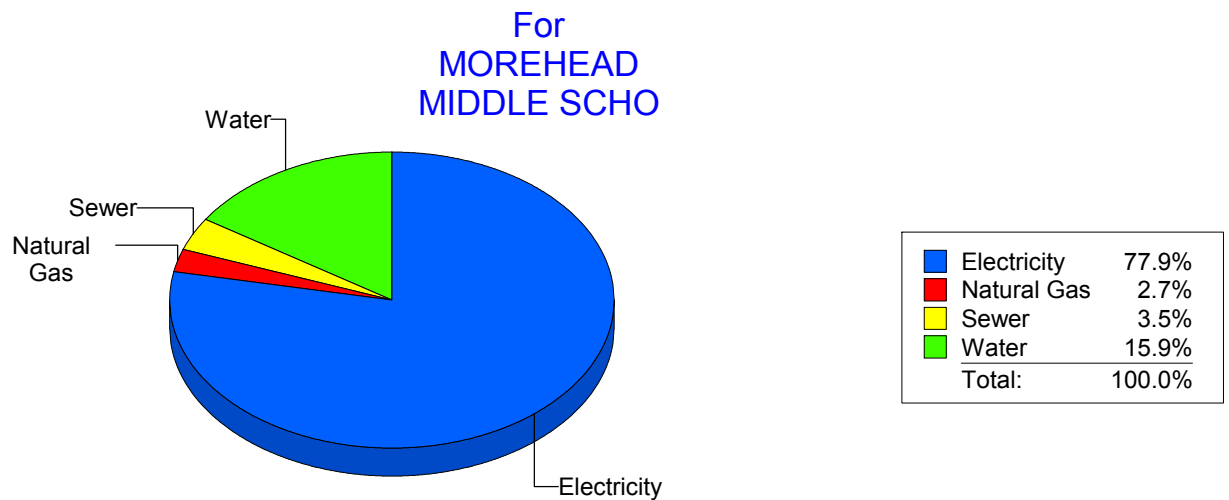
Energy CAP

Cost Avoidance Program

## Cost Summary Graph

Grouped by Energy Type

Energy Type	Use	Units	Meter Cost	Special Charges	Total Cost	Avg Unit Cost	% of Total Cost
Site: MOREHEAD MIDDLE SCHO - MOREHEAD MIDDLE SCHO							
Electricity	69,220	KWH	\$10,842.61	\$0.00	\$10,842.61	0.1566	77.93%
Natural Gas	596	CCF	\$377.75	\$0.00	\$377.75	0.6338	2.71%
Water	1,633	CCF	\$2,210.98	\$0.00	\$2,210.98	1.3539	15.89%
Sewer	213	CCF	\$482.46	\$0.00	\$482.46	2.2651	3.47%
Total Cost:			\$13,913.80	\$0.00	\$13,913.80		



Filters: Cost Center Name Not Equal To DoNotReport; Billing Period Equal To 201106All Meter CodesAll Group Names

# elpaso

Energy CAP

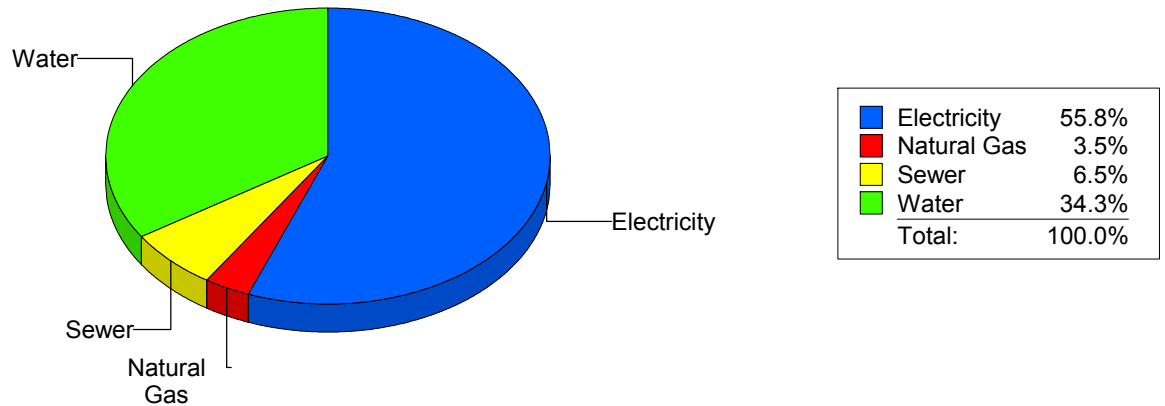
Cost Avoidance Program

## Cost Summary Graph

Grouped by Energy Type

Energy Type	Use	Units	Meter Cost	Special Charges	Total Cost	Avg Unit Cost	% of Total Cost
Site: NEWMAN ELEMENTARY - NEWMAN ELEMENTARY							
Electricity	20,553	KWH	\$3,247.24	\$0.00	\$3,247.24	0.1580	55.80%
Natural Gas	190	CCF	\$202.62	\$0.00	\$202.62	1.0664	3.48%
Water	694	CCF	\$1,993.28	\$0.00	\$1,993.28	2.8722	34.25%
Sewer	208	CCF	\$375.88	\$0.00	\$375.88	1.8071	6.46%
Total Cost:			\$5,819.02	\$0.00	\$5,819.02		

For NEWMAN  
ELEMENTARY



Filters: Cost Center Name Not Equal To DoNotReport; Billing Period Equal To 201106All Meter CodesAll Group Names

# elpaso

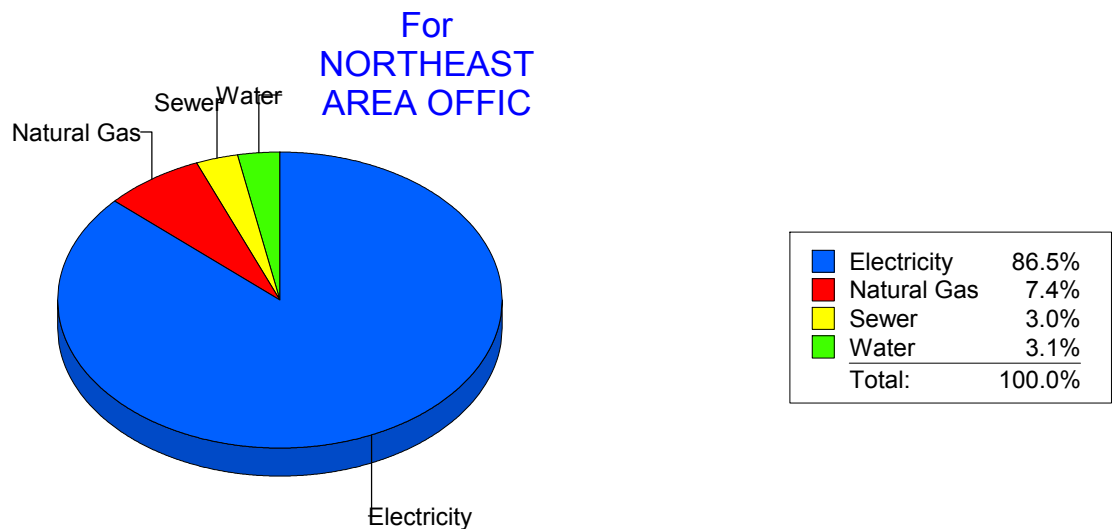
Energy CAP

Cost Avoidance Program

## Cost Summary Graph

Grouped by Energy Type

Energy Type	Use	Units	Meter Cost	Special Charges	Total Cost	Avg Unit Cost	% of Total Cost
Site: NORTHEAST AREA OFFIC - NORTHEAST AREA OFFIC							
Electricity	16,320	KWH	\$1,616.44	\$0.00	\$1,616.44	0.0990	86.53%
Natural Gas	8	CCF	\$137.39	\$0.00	\$137.39	17.1738	7.35%
Water	10	CCF	\$57.30	\$0.00	\$57.30	5.7300	3.07%
Sewer	13	CCF	\$56.95	\$0.00	\$56.95	4.3808	3.05%
Total Cost:			\$1,868.08	\$0.00	\$1,868.08		



Filters: Cost Center Name Not Equal To DoNotReport; Billing Period Equal To 201106All Meter CodesAll Group Names

# el paso

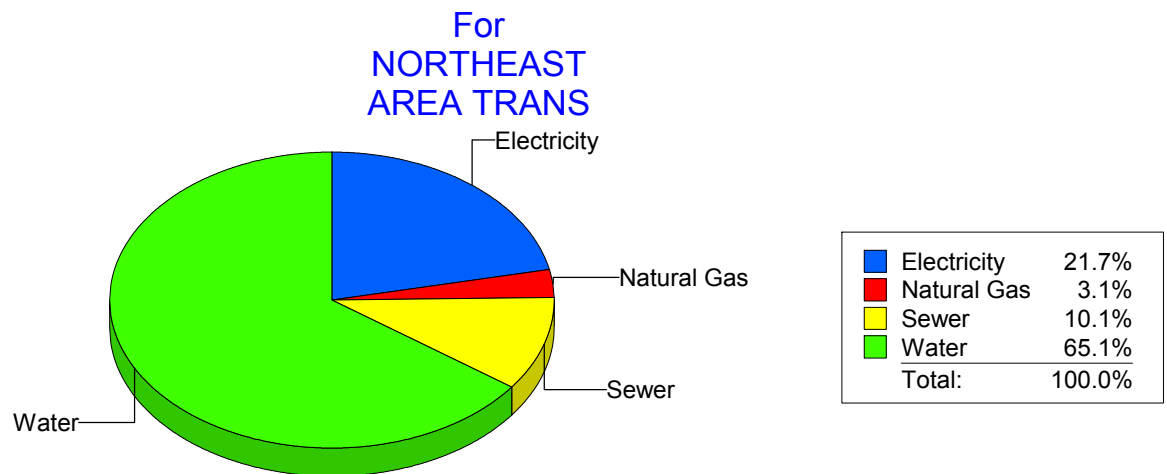
Energy CAP

Cost Avoidance Program

## Cost Summary Graph

Grouped by Energy Type

Energy Type	Use	Units	Meter Cost	Special Charges	Total Cost	Avg Unit Cost	% of Total Cost
Site: NORTHEAST AREA TRANS - NORTHEAST AREA TRANS							
Electricity	5,981	KWH	\$557.10	\$0.00	\$557.10	0.0931	21.67%
Natural Gas	28	CCF	\$80.33	\$0.00	\$80.33	2.8689	3.12%
Water	360	CCF	\$1,674.37	\$0.00	\$1,674.37	4.6510	65.13%
Sewer	37	CCF	\$258.94	\$0.00	\$258.94	6.9984	10.07%
Total Cost:			\$2,570.74	\$0.00	\$2,570.74		



Filters: Cost Center Name Not Equal To DoNotReport; Billing Period Equal To 201106All Meter CodesAll Group Names

# elpaso

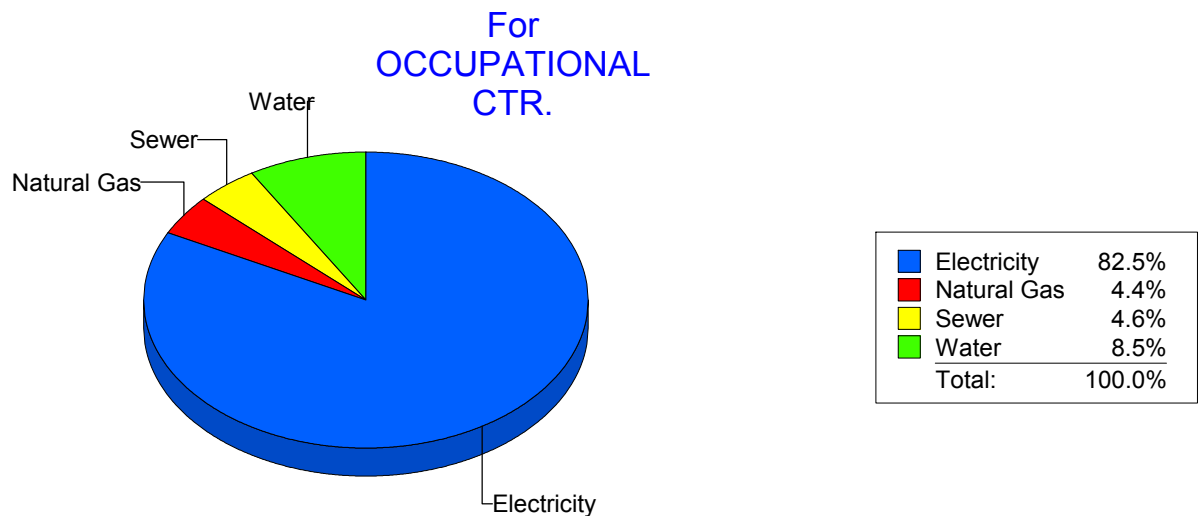
Energy CAP

Cost Avoidance Program

## Cost Summary Graph

Grouped by Energy Type

Energy Type	Use	Units	Meter Cost	Special Charges	Total Cost	Avg Unit Cost	% of Total Cost
Site: OCCUPATIONAL CTR. - OCCUPATIONAL CTR.							
Electricity	9,300	KWH	\$1,317.38	\$0.00	\$1,317.38	0.1417	82.51%
Natural Gas	76	CCF	\$70.19	\$0.00	\$70.19	0.9236	4.40%
Water	30	CCF	\$135.40	\$0.00	\$135.40	4.5133	8.48%
Sewer	19	CCF	\$73.61	\$0.00	\$73.61	3.8742	4.61%
Total Cost:			\$1,596.58	\$0.00	\$1,596.58		



Filters: Cost Center Name Not Equal To DoNotReport; Billing Period Equal To 201106All Meter CodesAll Group Names

# elpaso

Energy CAP

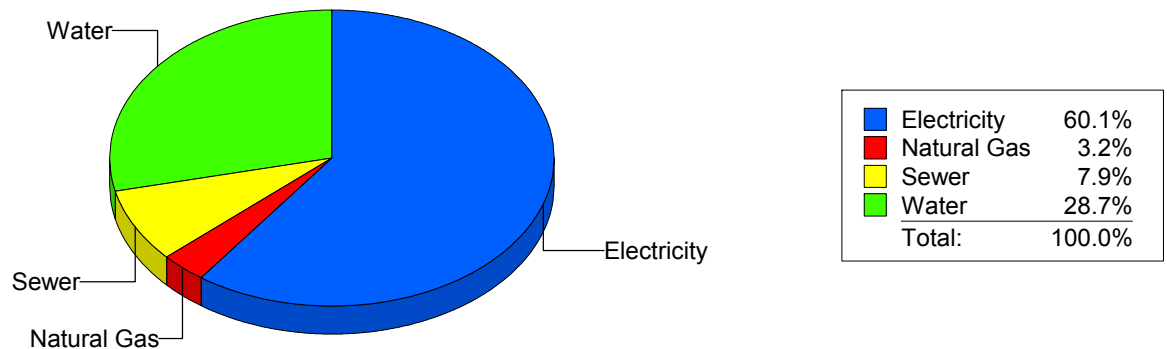
Cost Avoidance Program

## Cost Summary Graph

Grouped by Energy Type

Energy Type	Use	Units	Meter Cost	Special Charges	Total Cost	Avg Unit Cost	% of Total Cost
Site: PARK ELEMENTARY - PARK ELEMENTARY							
Electricity	13,882	KWH	\$3,263.04	\$0.00	\$3,263.04	0.2351	60.14%
Natural Gas	145	CCF	\$175.11	\$0.00	\$175.11	1.2077	3.23%
Water	506	CCF	\$1,559.95	\$0.00	\$1,559.95	3.0829	28.75%
Sewer	200	CCF	\$427.96	\$0.00	\$427.96	2.1398	7.89%
Total Cost:			\$5,426.06	\$0.00	\$5,426.06		

For PARK  
ELEMENTARY



Filters: Cost Center Name Not Equal To DoNotReport; Billing Period Equal To 201106All Meter CodesAll Group Names

# elpaso

Energy CAP

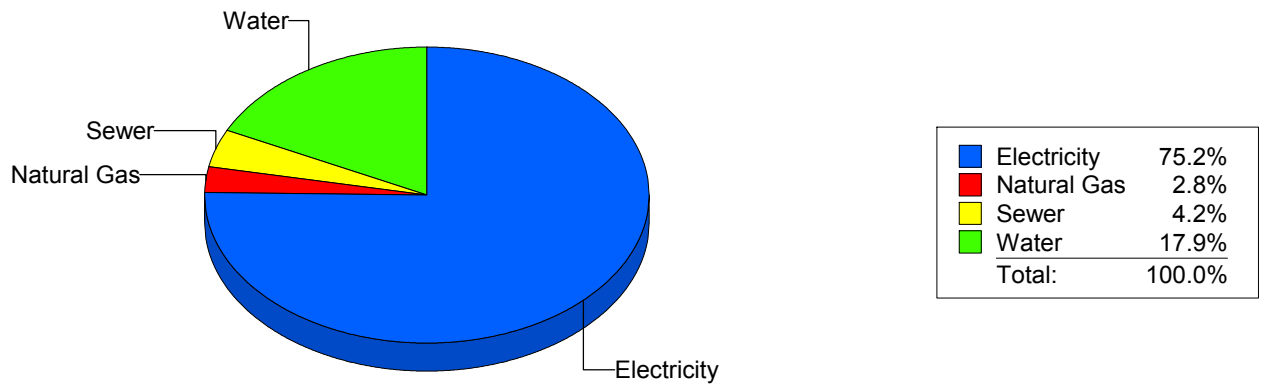
Cost Avoidance Program

## Cost Summary Graph

Grouped by Energy Type

Energy Type	Use	Units	Meter Cost	Special Charges	Total Cost	Avg Unit Cost	% of Total Cost
Site: PAUL MORENO - PAUL MORENO							
Electricity	58,200	KWH	\$7,921.18	\$0.00	\$7,921.18	0.1361	75.21%
Natural Gas	394	CCF	\$291.76	\$0.00	\$291.76	0.7405	2.77%
Water	496	CCF	\$1,880.47	\$0.00	\$1,880.47	3.7913	17.85%
Sewer	198	CCF	\$438.55	\$0.00	\$438.55	2.2149	4.16%
Total Cost:			\$10,531.96	\$0.00	\$10,531.96		

For PAUL  
MORENO



Filters: Cost Center Name Not Equal To DoNotReport; Billing Period Equal To 201106All Meter CodesAll Group Names

# elpaso

Energy CAP

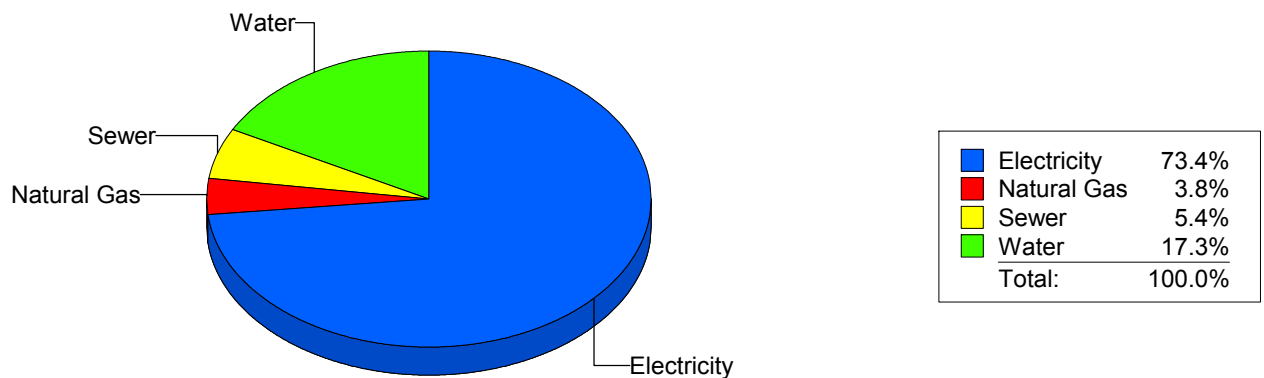
Cost Avoidance Program

## Cost Summary Graph

Grouped by Energy Type

Energy Type	Use	Units	Meter Cost	Special Charges	Total Cost	Avg Unit Cost	% of Total Cost
Site: POLK ELEMENTARY - POLK ELEMENTARY							
Electricity	22,990	KWH	\$3,831.91	\$0.00	\$3,831.91	0.1667	73.43%
Natural Gas	242	CCF	\$200.47	\$0.00	\$200.47	0.8284	3.84%
Water	333	CCF	\$902.10	\$0.00	\$902.10	2.7090	17.29%
Sewer	115	CCF	\$283.66	\$0.00	\$283.66	2.4666	5.44%
Total Cost:			\$5,218.14	\$0.00	\$5,218.14		

For POLK  
ELEMENTARY



Filters: Cost Center Name Not Equal To DoNotReport; Billing Period Equal To 201106All Meter CodesAll Group Names



# elpaso

Energy CAP

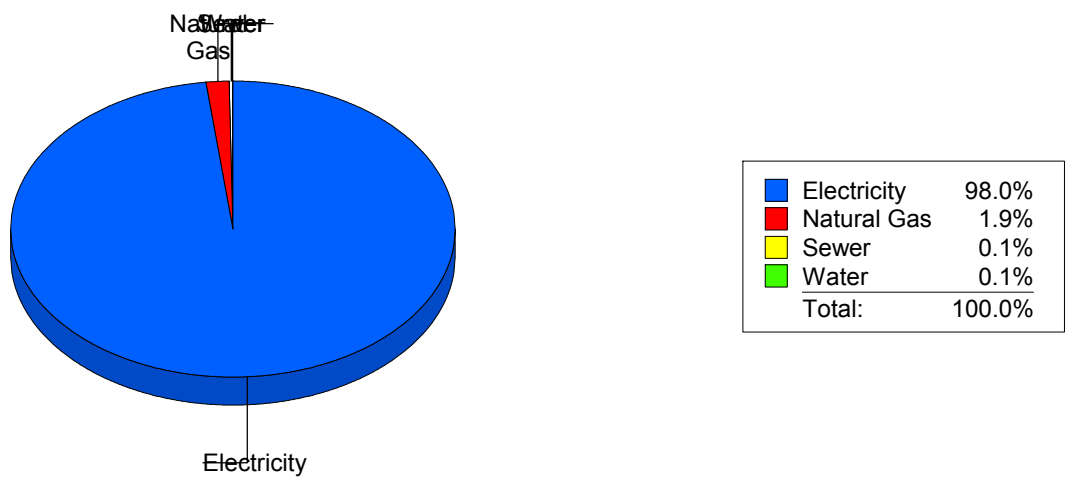
Cost Avoidance Program

## Cost Summary Graph

Grouped by Energy Type

Energy Type	Use	Units	Meter Cost	Special Charges	Total Cost	Avg Unit Cost	% of Total Cost
Site: POWELL - POWELL							
Electricity	60,240	KWH	\$10,624.56	\$0.00	\$10,624.56	0.1764	97.98%
Natural Gas	298	CCF	\$200.73	\$0.00	\$200.73	0.6736	1.85%
Water	7	CCF	\$7.67	\$0.00	\$7.67	1.0957	0.07%
Sewer	7	CCF	\$10.88	\$0.00	\$10.88	1.5543	0.10%
Total Cost:			\$10,843.84	\$0.00	\$10,843.84		

For POWELL



Filters: Cost Center Name Not Equal To DoNotReport; Billing Period Equal To 201106All Meter CodesAll Group Names

# elpaso

Energy CAP

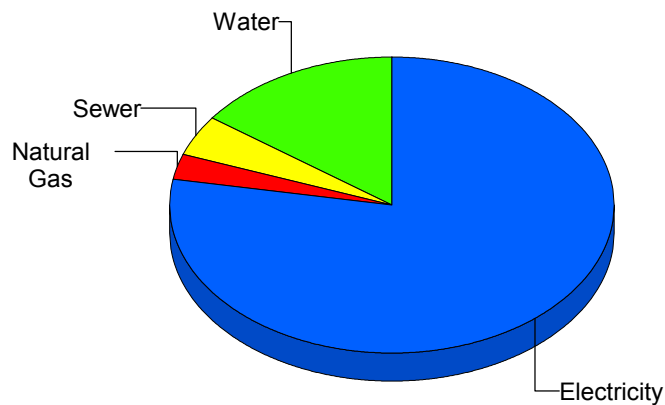
Cost Avoidance Program

## Cost Summary Graph

Grouped by Energy Type

Energy Type	Use	Units	Meter Cost	Special Charges	Total Cost	Avg Unit Cost	% of Total Cost
Site: PUTNAM ELEMENTARY - PUTNAM ELEMENTARY							
Electricity	18,926	KWH	\$4,080.59	\$0.00	\$4,080.59	0.2156	77.80%
Natural Gas	151	CCF	\$145.65	\$0.00	\$145.65	0.9646	2.78%
Water	301	CCF	\$786.17	\$0.00	\$786.17	2.6119	14.99%
Sewer	126	CCF	\$232.74	\$0.00	\$232.74	1.8471	4.44%
Total Cost:			\$5,245.15	\$0.00	\$5,245.15		

For PUTNAM  
ELEMENTARY



Electricity	77.8%
Natural Gas	2.8%
Sewer	4.4%
Water	15.0%
Total:	100.0%

Filters: Cost Center Name Not Equal To DoNotReport; Billing Period Equal To 201106All Meter CodesAll Group Names

# elpaso

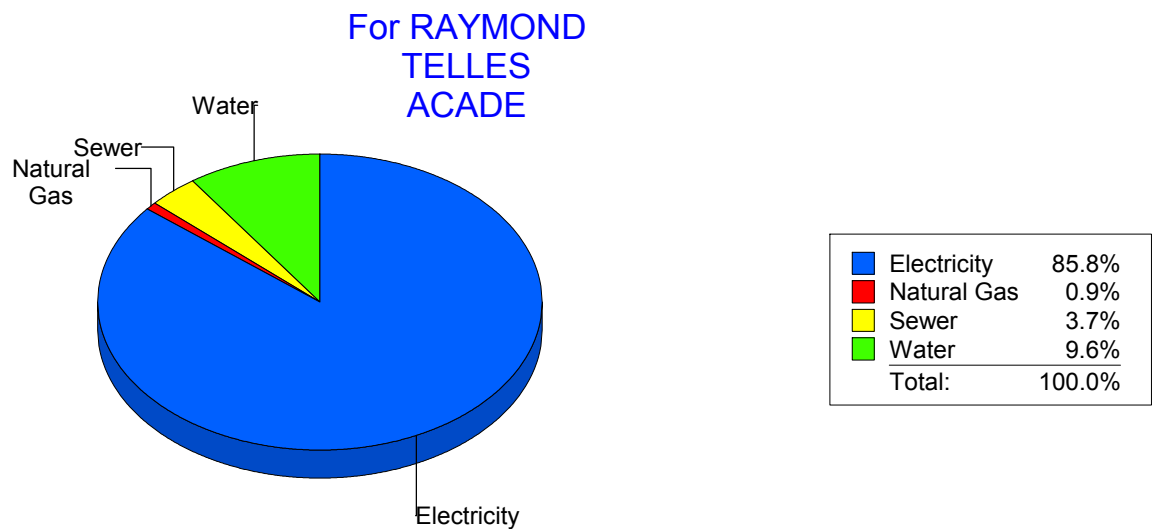
Energy CAP

Cost Avoidance Program

## Cost Summary Graph

Grouped by Energy Type

Energy Type	Use	Units	Meter Cost	Special Charges	Total Cost	Avg Unit Cost	% of Total Cost
Site: RAYMOND TELLES ACADE - RAYMOND TELLES ACADE							
Electricity	44,200	KWH	\$5,480.49	\$0.00	\$5,480.49	0.1240	85.77%
Natural Gas	55	CCF	\$60.01	\$0.00	\$60.01	1.0911	0.94%
Water	212	CCF	\$612.37	\$0.00	\$612.37	2.8885	9.58%
Sewer	78	CCF	\$236.67	\$0.00	\$236.67	3.0342	3.70%
Total Cost:			\$6,389.54	\$0.00	\$6,389.54		



Filters: Cost Center Name Not Equal To DoNotReport; Billing Period Equal To 201106All Meter CodesAll Group Names

# elpaso

Energy CAP

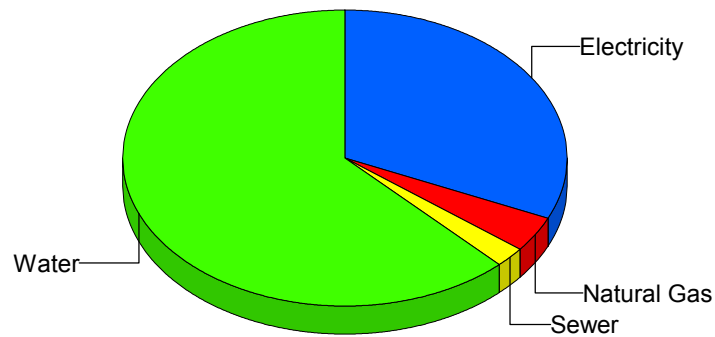
Cost Avoidance Program

## Cost Summary Graph

Grouped by Energy Type

Energy Type	Use	Units	Meter Cost	Special Charges	Total Cost	Avg Unit Cost	% of Total Cost
Site: RICHARDSON MIDDLE - RICHARDSON MIDDLE							
Electricity	70,500	KWH	\$3,940.28	\$0.00	\$3,940.28	0.0559	31.74%
Natural Gas	772	CCF	\$479.88	\$0.00	\$479.88	0.6216	3.87%
Water	635	CCF	\$7,719.18	\$0.00	\$7,719.18	12.1562	62.18%
Sewer	108	CCF	\$274.77	\$0.00	\$274.77	2.5442	2.21%
Total Cost:			\$12,414.11	\$0.00	\$12,414.11		

For  
RICHARDSON  
MIDDLE



Electricity	31.7%
Natural Gas	3.9%
Sewer	2.2%
Water	62.2%
Total:	100.0%

Filters: Cost Center Name Not Equal To DoNotReport; Billing Period Equal To 201106All Meter CodesAll Group Names

# elpaso

Energy CAP

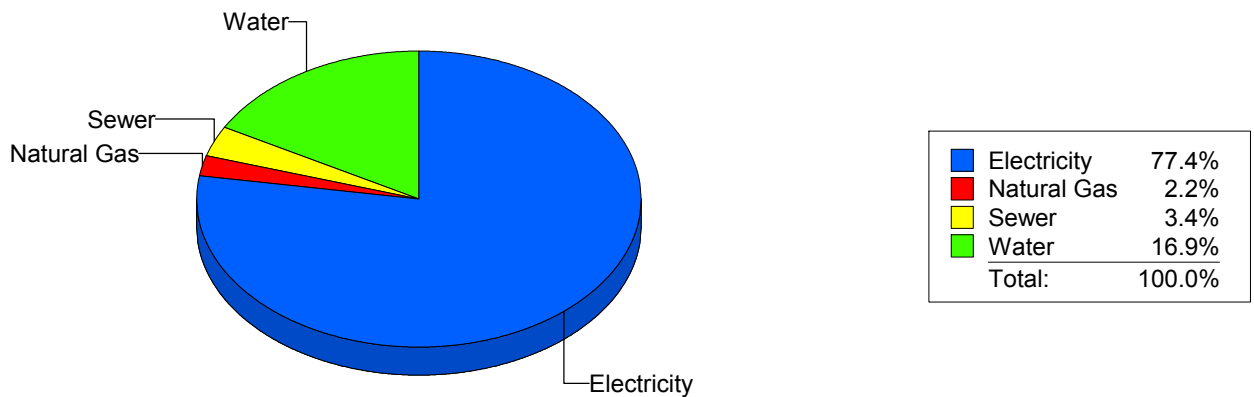
Cost Avoidance Program

## Cost Summary Graph

Grouped by Energy Type

Energy Type	Use	Units	Meter Cost	Special Charges	Total Cost	Avg Unit Cost	% of Total Cost
Site: RIVERA ELEMENTARY - RIVERA ELEMENTARY							
Electricity	38,100	KWH	\$6,914.88	\$0.00	\$6,914.88	0.1815	77.45%
Natural Gas	241	CCF	\$197.08	\$0.00	\$197.08	0.8178	2.21%
Water	485	CCF	\$1,511.17	\$0.00	\$1,511.17	3.1158	16.93%
Sewer	132	CCF	\$305.25	\$0.00	\$305.25	2.3125	3.42%
Total Cost:			\$8,928.38	\$0.00	\$8,928.38		

For RIVERA  
ELEMENTARY



Filters: Cost Center Name Not Equal To DoNotReport; Billing Period Equal To 201106All Meter CodesAll Group Names

# elpaso

Energy CAP

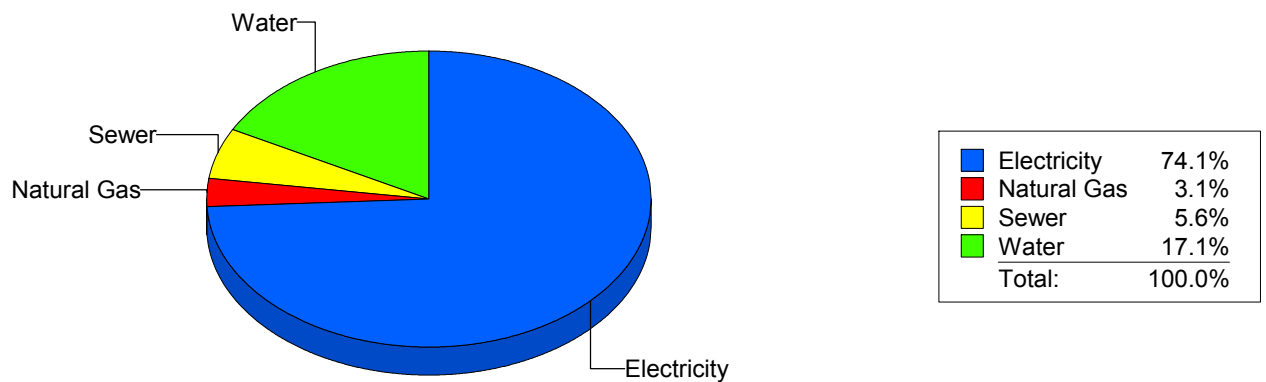
Cost Avoidance Program

## Cost Summary Graph

Grouped by Energy Type

Energy Type	Use	Units	Meter Cost	Special Charges	Total Cost	Avg Unit Cost	% of Total Cost
Site: ROBERTS ELEMENTARY - ROBERTS ELEMENTARY							
Electricity	36,246	KWH	\$5,124.33	\$0.00	\$5,124.33	0.1414	74.14%
Natural Gas	275	CCF	\$216.80	\$0.00	\$216.80	0.7884	3.14%
Water	486	CCF	\$1,182.79	\$0.00	\$1,182.79	2.4337	17.11%
Sewer	189	CCF	\$387.75	\$0.00	\$387.75	2.0516	5.61%
Total Cost:			\$6,911.67	\$0.00	\$6,911.67		

For ROBERTS  
ELEMENTARY



Filters: Cost Center Name Not Equal To DoNotReport; Billing Period Equal To 201106All Meter CodesAll Group Names

# elpaso

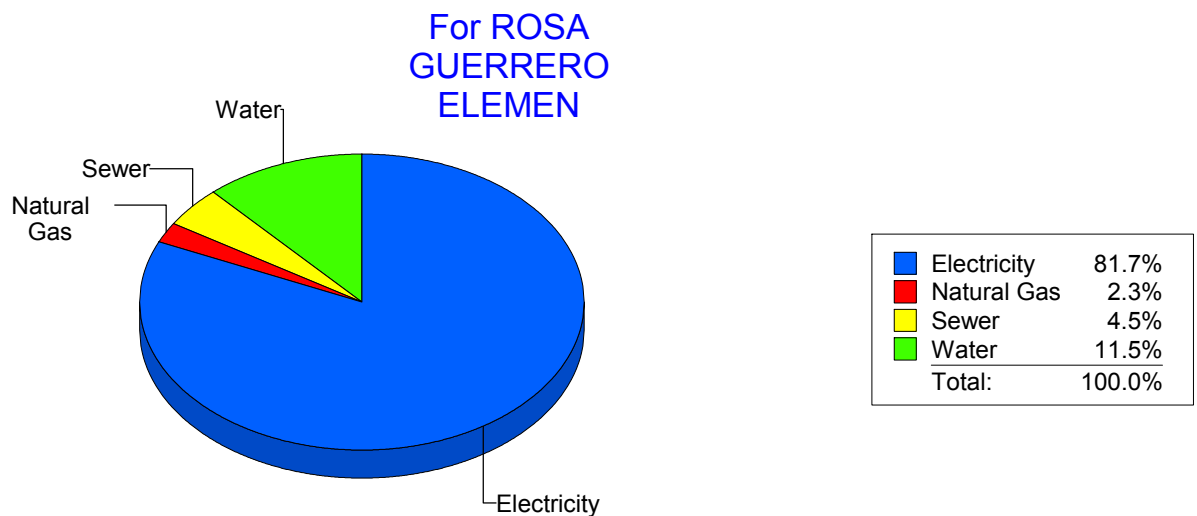
Energy CAP

Cost Avoidance Program

## Cost Summary Graph

Grouped by Energy Type

Energy Type	Use	Units	Meter Cost	Special Charges	Total Cost	Avg Unit Cost	% of Total Cost
Site: ROSA GUERRERO ELEMEN - ROSA GUERRERO ELEMEN							
Electricity	42,480	KWH	\$5,997.67	\$0.00	\$5,997.67	0.1412	81.68%
Natural Gas	186	CCF	\$166.90	\$0.00	\$166.90	0.8973	2.27%
Water	711	CCF	\$846.51	\$0.00	\$846.51	1.1906	11.53%
Sewer	104	CCF	\$331.93	\$0.00	\$331.93	3.1916	4.52%
Total Cost:			\$7,343.01	\$0.00	\$7,343.01		



Filters: Cost Center Name Not Equal To DoNotReport; Billing Period Equal To 201106All Meter CodesAll Group Names

# elpaso

Energy CAP

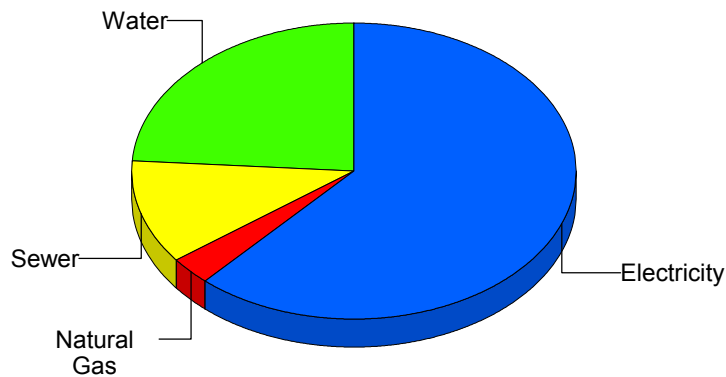
Cost Avoidance Program

## Cost Summary Graph

Grouped by Energy Type

Energy Type	Use	Units	Meter Cost	Special Charges	Total Cost	Avg Unit Cost	% of Total Cost
Site: ROSS MIDDLE SCHOOL - ROSS MIDDLE SCHOOL							
Electricity	42,919	KWH	\$7,052.81	\$0.00	\$7,052.81	0.1643	61.64%
Natural Gas	527	CCF	\$337.73	\$0.00	\$337.73	0.6409	2.95%
Water	1,655	CCF	\$2,735.54	\$0.00	\$2,735.54	1.6529	23.91%
Sewer	928	CCF	\$1,316.17	\$0.00	\$1,316.17	1.4183	11.50%
Total Cost:			\$11,442.25	\$0.00	\$11,442.25		

For ROSS  
MIDDLE  
SCHOOL



Filters: Cost Center Name Not Equal To DoNotReport; Billing Period Equal To 201106All Meter CodesAll Group Names



# elpaso

Energy CAP

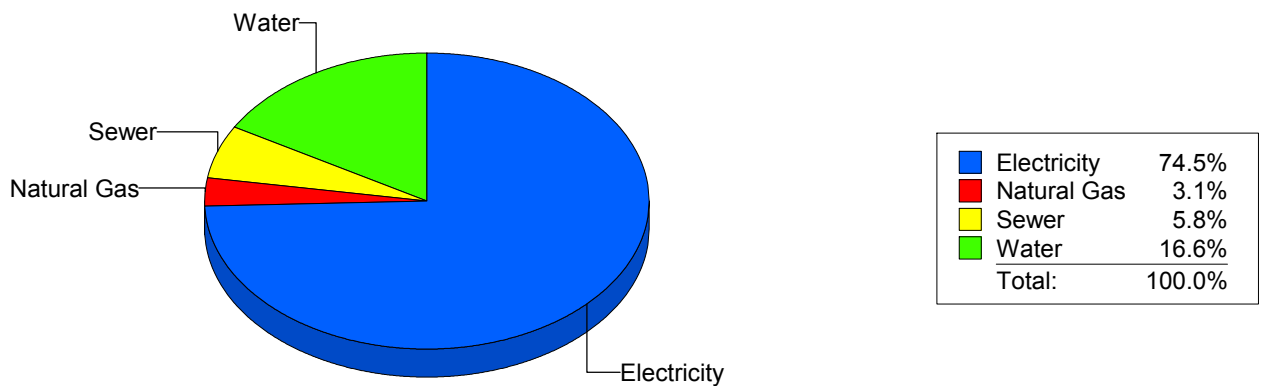
Cost Avoidance Program

## Cost Summary Graph

Grouped by Energy Type

Energy Type	Use	Units	Meter Cost	Special Charges	Total Cost	Avg Unit Cost	% of Total Cost
Site: RUSK ELEMENTARY - RUSK ELEMENTARY							
Electricity	19,820	KWH	\$3,749.90	\$0.00	\$3,749.90	0.1892	74.48%
Natural Gas	114	CCF	\$155.34	\$0.00	\$155.34	1.3626	3.09%
Water	316	CCF	\$837.61	\$0.00	\$837.61	2.6507	16.64%
Sewer	124	CCF	\$292.07	\$0.00	\$292.07	2.3554	5.80%
Total Cost:			\$5,034.92	\$0.00	\$5,034.92		

For RUSK  
ELEMENTARY



Filters: Cost Center Name Not Equal To DoNotReport; Billing Period Equal To 201106All Meter CodesAll Group Names

# elpaso

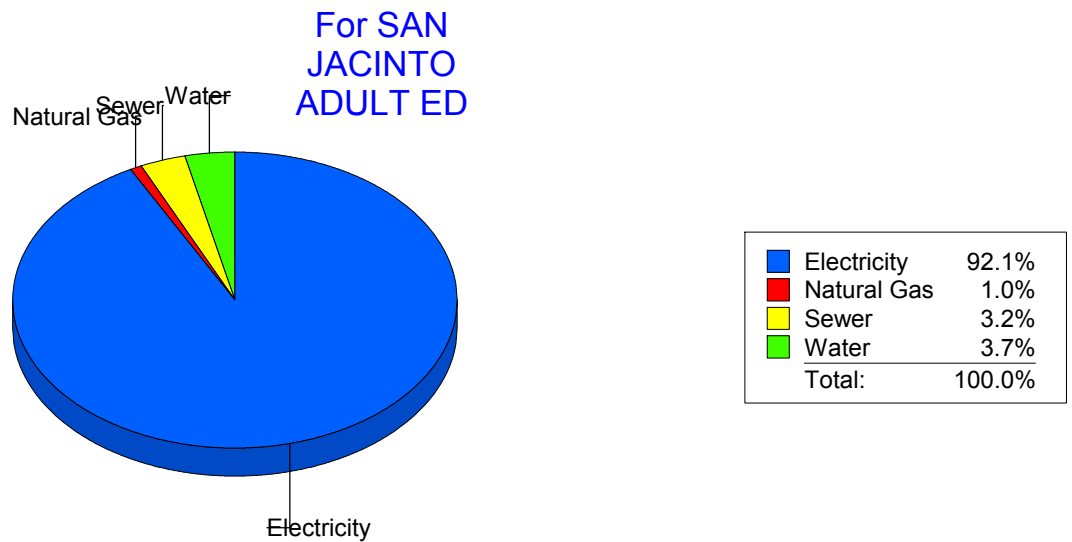
Energy CAP

Cost Avoidance Program

## Cost Summary Graph

Grouped by Energy Type

Energy Type	Use	Units	Meter Cost	Special Charges	Total Cost	Avg Unit Cost	% of Total Cost
Site: SAN JACINTO ADULT ED - SAN JACINTO ADULT ED							
Electricity	16,800	KWH	\$3,131.64	\$0.00	\$3,131.64	0.1864	92.11%
Natural Gas	1	CCF	\$34.04	\$0.00	\$34.04	34.0400	1.00%
Water	44	CCF	\$126.43	\$0.00	\$126.43	2.8734	3.72%
Sewer	36	CCF	\$107.96	\$0.00	\$107.96	2.9989	3.18%
Total Cost:			\$3,400.07	\$0.00	\$3,400.07		



Filters: Cost Center Name Not Equal To DoNotReport; Billing Period Equal To 201106All Meter CodesAll Group Names

# elpaso

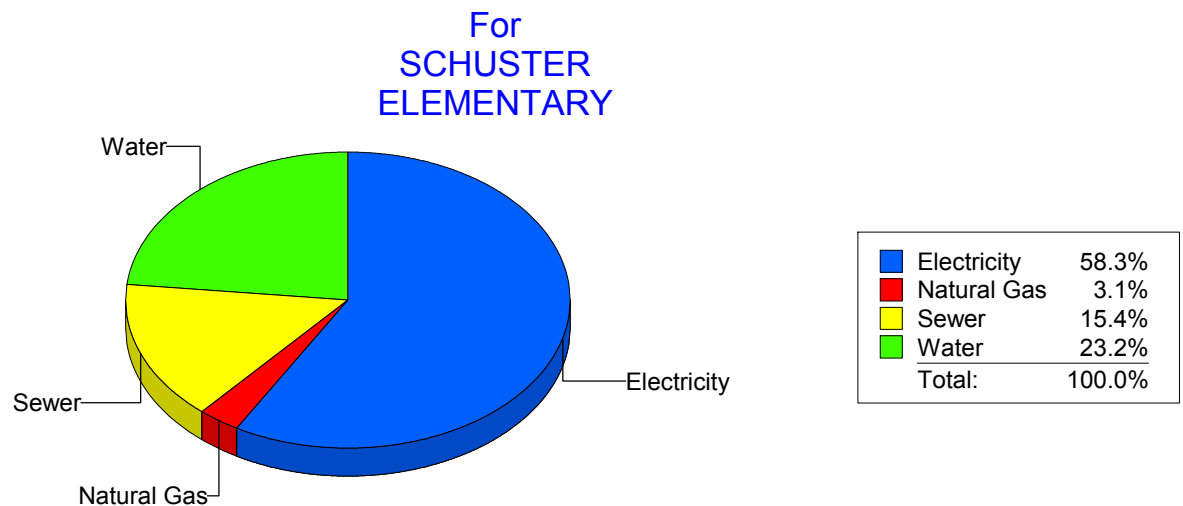
Energy CAP

Cost Avoidance Program

## Cost Summary Graph

Grouped by Energy Type

Energy Type	Use	Units	Meter Cost	Special Charges	Total Cost	Avg Unit Cost	% of Total Cost
Site: SCHUSTER ELEMENTARY - SCHUSTER ELEMENTARY							
Electricity	7,680	KWH	\$1,498.03	\$0.00	\$1,498.03	0.1951	58.30%
Natural Gas	97	CCF	\$80.35	\$0.00	\$80.35	0.8284	3.13%
Water	368	CCF	\$596.23	\$0.00	\$596.23	1.6202	23.20%
Sewer	262	CCF	\$394.98	\$0.00	\$394.98	1.5076	15.37%
Total Cost:			\$2,569.59	\$0.00	\$2,569.59		



Filters: Cost Center Name Not Equal To DoNotReport; Billing Period Equal To 201106All Meter CodesAll Group Names

elpaso

Energy CAP

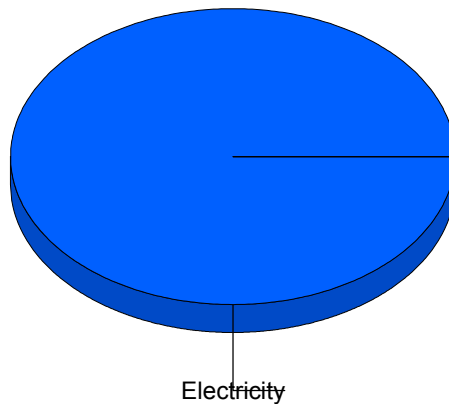
Cost Avoidance Program

## Cost Summary Graph

Grouped by Energy Type

Energy Type	Use	Units	Meter Cost	Special Charges	Total Cost	Avg Unit Cost	% of Total Cost
Site: SKYPARK - SKY PARK							
Electricity	3,694	KWH	\$598.49	\$0.00	\$598.49	0.1620	100.00%
Total Cost:			\$598.49	\$0.00	\$598.49		

For SKY PARK



■ Electricity	100.0%
Total:	100.0%

Filters: Cost Center Name Not Equal To DoNotReport; Billing Period Equal To 201106All Meter CodesAll Group Names

elpaso

Energy CAP

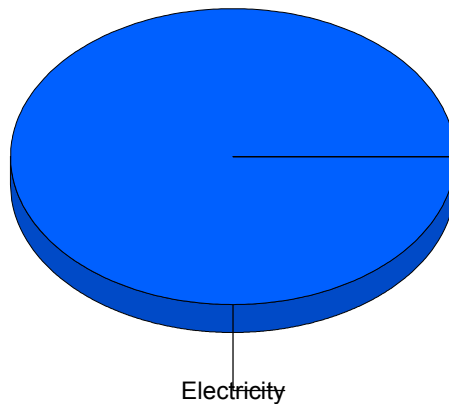
Cost Avoidance Program

## Cost Summary Graph

Grouped by Energy Type

Energy Type	Use	Units	Meter Cost	Special Charges	Total Cost	Avg Unit Cost	% of Total Cost
Site: SKYPARKIB1 - SKY PARK I B1							
Electricity	2,277 KWH		\$337.21	\$0.00	\$337.21	0.1481	100.00%
Total Cost:			\$337.21	\$0.00	\$337.21		

For SKY PARK  
I B1



■ Electricity	100.0%
Total:	100.0%

Filters: Cost Center Name Not Equal To DoNotReport; Billing Period Equal To 201106All Meter CodesAll Group Names

# elpaso

Energy CAP

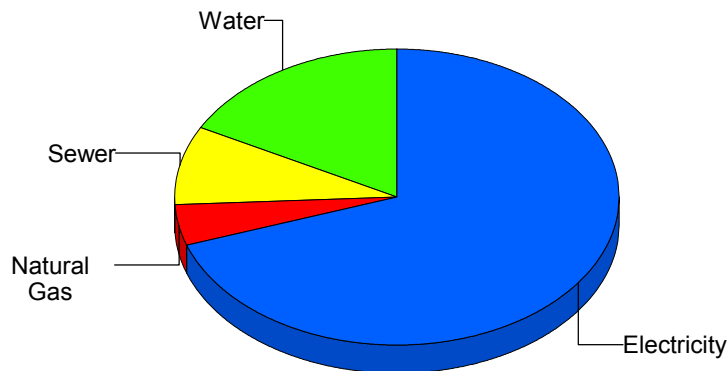
Cost Avoidance Program

## Cost Summary Graph

Grouped by Energy Type

Energy Type	Use	Units	Meter Cost	Special Charges	Total Cost	Avg Unit Cost	% of Total Cost
Site: STANTON ELEMENTARY - STANTON ELEMENTARY							
Electricity	14,543	KWH	\$3,074.04	\$0.00	\$3,074.04	0.2114	69.69%
Natural Gas	232	CCF	\$194.40	\$0.00	\$194.40	0.8379	4.41%
Water	396	CCF	\$759.09	\$0.00	\$759.09	1.9169	17.21%
Sewer	214	CCF	\$383.50	\$0.00	\$383.50	1.7921	8.69%
Total Cost:			\$4,411.03	\$0.00	\$4,411.03		

For STANTON  
ELEMENTARY



Electricity	69.7%
Natural Gas	4.4%
Sewer	8.7%
Water	17.2%
Total:	100.0%

Filters: Cost Center Name Not Equal To DoNotReport; Billing Period Equal To 201106All Meter CodesAll Group Names

# elpaso

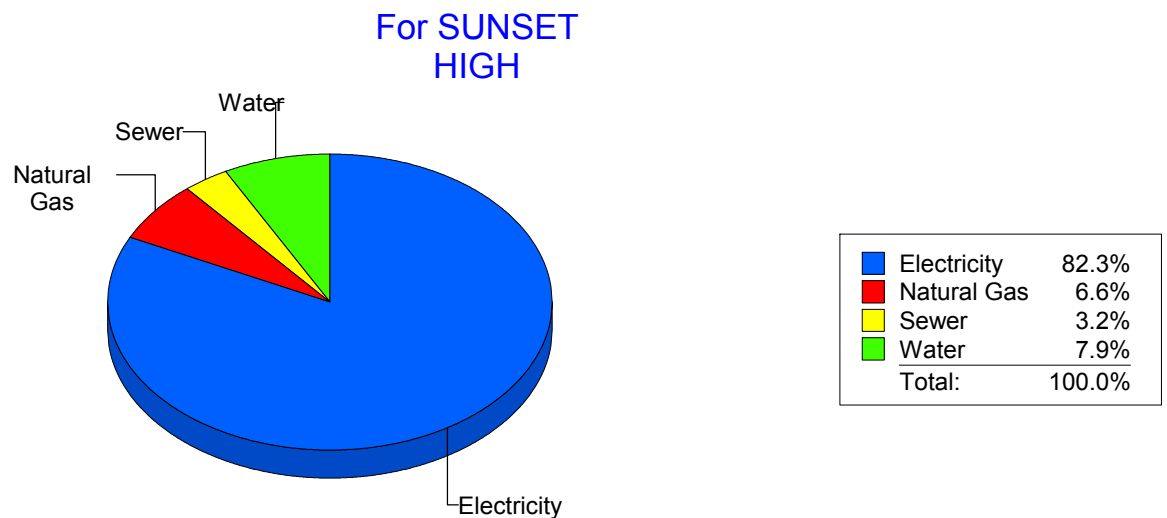
Energy CAP

Cost Avoidance Program

## Cost Summary Graph

Grouped by Energy Type

Energy Type	Use	Units	Meter Cost	Special Charges	Total Cost	Avg Unit Cost	% of Total Cost
Site: SUNSET HIGH - SUNSET HIGH							
Electricity	15,960	KWH	\$1,765.60	\$0.00	\$1,765.60	0.1106	82.29%
Natural Gas	201	CCF	\$142.17	\$0.00	\$142.17	0.7073	6.63%
Water	30	CCF	\$169.13	\$0.00	\$169.13	5.6377	7.88%
Sewer	5	CCF	\$68.59	\$0.00	\$68.59	13.7180	3.20%
Total Cost:			\$2,145.49	\$0.00	\$2,145.49		



Filters: Cost Center Name Not Equal To DoNotReport; Billing Period Equal To 201106All Meter CodesAll Group Names

# elpaso

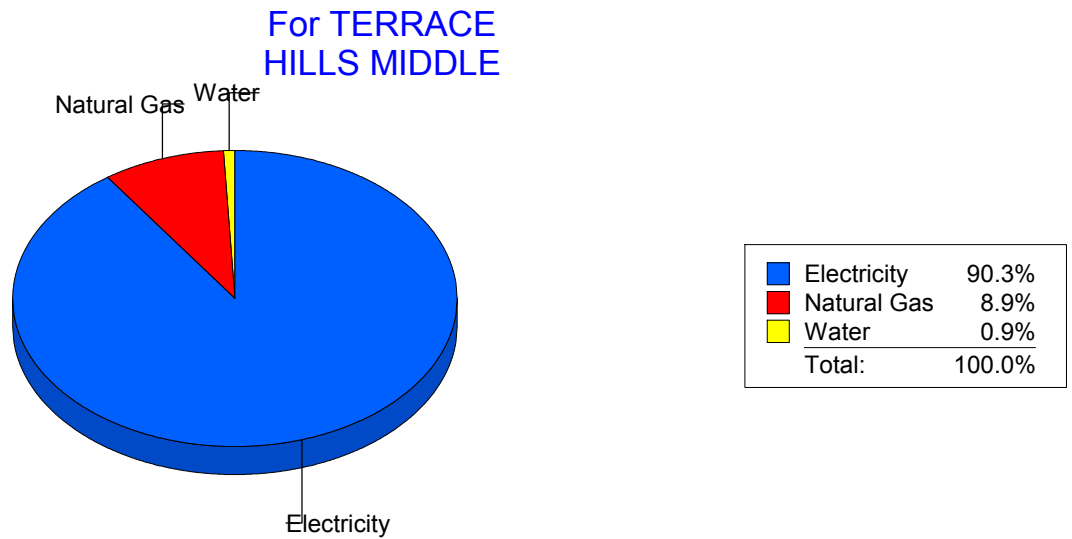
Energy CAP

Cost Avoidance Program

## Cost Summary Graph

Grouped by Energy Type

Energy Type	Use	Units	Meter Cost	Special Charges	Total Cost	Avg Unit Cost	% of Total Cost
Site: TERRACE HILLS MIDDLE - TERRACE HILLS MIDDLE							
Electricity	27,300	KWH	\$3,844.74	\$0.00	\$3,844.74	0.1408	90.25%
Natural Gas	558	CCF	\$378.78	\$0.00	\$378.78	0.6788	8.89%
Water	0	CCF	\$36.36	\$0.00	\$36.36	0.0000	0.85%
Total Cost:			\$4,259.88	\$0.00	\$4,259.88		



Filters: Cost Center Name Not Equal To DoNotReport; Billing Period Equal To 201106All Meter CodesAll Group Names



# elpaso

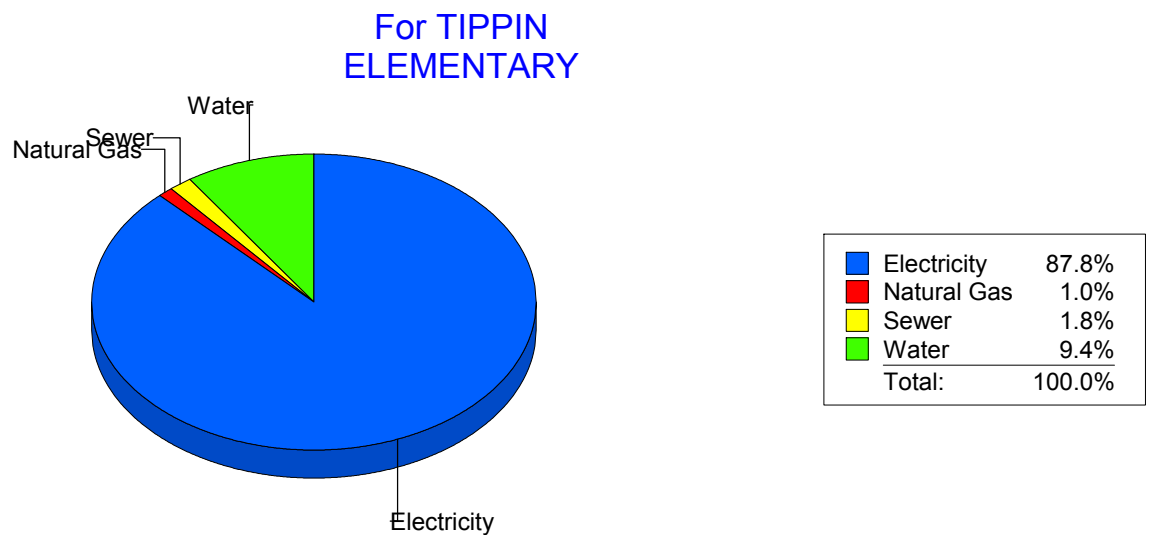
Energy CAP

Cost Avoidance Program

## Cost Summary Graph

Grouped by Energy Type

Energy Type	Use	Units	Meter Cost	Special Charges	Total Cost	Avg Unit Cost	% of Total Cost
Site: TIPPIN - TIPPIN ELEMENTARY							
Electricity	66,720	KWH	\$11,988.55	\$0.00	\$11,988.55	0.1797	87.77%
Natural Gas	201	CCF	\$142.45	\$0.00	\$142.45	0.7087	1.04%
Water	329	CCF	\$1,286.66	\$0.00	\$1,286.66	3.9108	9.42%
Sewer	82	CCF	\$241.75	\$0.00	\$241.75	2.9482	1.77%
Total Cost:			\$13,659.41	\$0.00	\$13,659.41		



Filters: Cost Center Name Not Equal To DoNotReport; Billing Period Equal To 201106All Meter CodesAll Group Names

# elpaso

Energy CAP

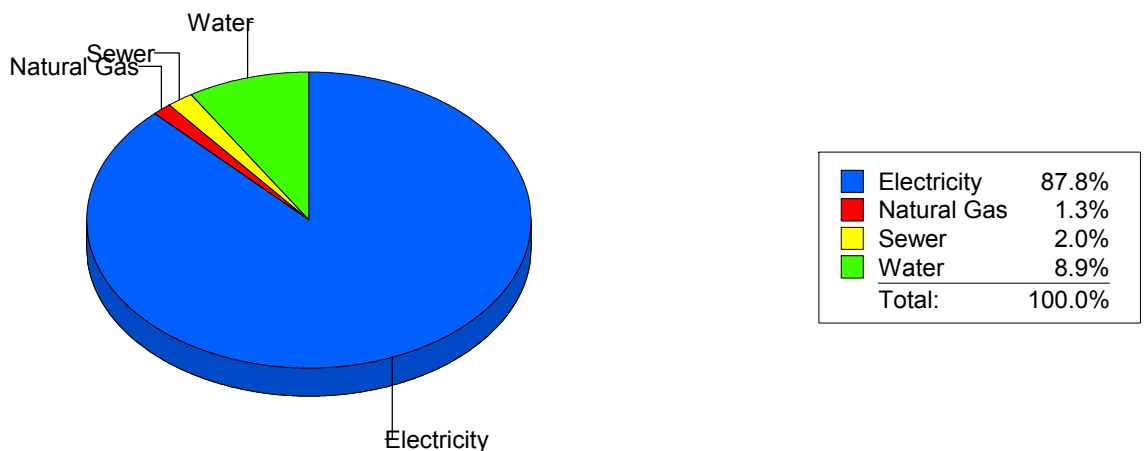
Cost Avoidance Program

## Cost Summary Graph

Grouped by Energy Type

Energy Type	Use	Units	Meter Cost	Special Charges	Total Cost	Avg Unit Cost	% of Total Cost
Site: TOMLEA - TOM LEA							
Electricity	59,520	KWH	\$9,409.69	\$0.00	\$9,409.69	0.1581	87.79%
Natural Gas	191	CCF	\$136.46	\$0.00	\$136.46	0.7145	1.27%
Water	279	CCF	\$955.45	\$0.00	\$955.45	3.4246	8.91%
Sewer	62	CCF	\$216.35	\$0.00	\$216.35	3.4895	2.02%
Total Cost:			\$10,717.95	\$0.00	\$10,717.95		

For TOM LEA



Filters: Cost Center Name Not Equal To DoNotReport; Billing Period Equal To 201106All Meter CodesAll Group Names

# elpaso

Energy CAP

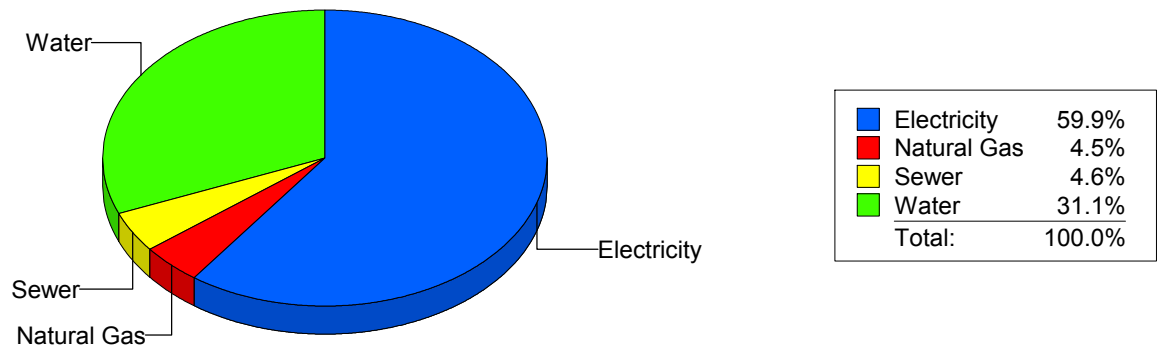
Cost Avoidance Program

## Cost Summary Graph

Grouped by Energy Type

Energy Type	Use	Units	Meter Cost	Special Charges	Total Cost	Avg Unit Cost	% of Total Cost
Site: TRAVIS ELEMENTARY SC - TRAVIS ELEMENTARY SC							
Electricity	16,733	KWH	\$3,118.68	\$0.00	\$3,118.68	0.1864	59.90%
Natural Gas	298	CCF	\$233.05	\$0.00	\$233.05	0.7820	4.48%
Water	454	CCF	\$1,617.69	\$0.00	\$1,617.69	3.5632	31.07%
Sewer	99	CCF	\$237.45	\$0.00	\$237.45	2.3985	4.56%
Total Cost:			\$5,206.87	\$0.00	\$5,206.87		

For TRAVIS  
ELEMENTARY  
SC



Filters: Cost Center Name Not Equal To DoNotReport; Billing Period Equal To 201106All Meter CodesAll Group Names

# elpaso

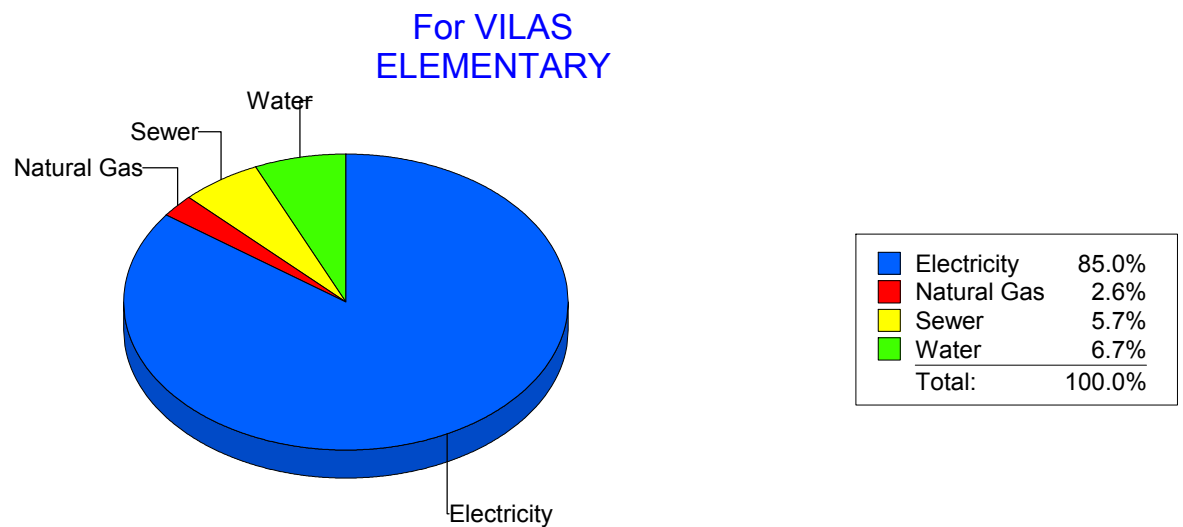
Energy CAP

Cost Avoidance Program

## Cost Summary Graph

Grouped by Energy Type

Energy Type	Use	Units	Meter Cost	Special Charges	Total Cost	Avg Unit Cost	% of Total Cost
Site: VILAS ELEMENTARY - VILAS ELEMENTARY							
Electricity	35,956	KWH	\$6,664.42	\$0.00	\$6,664.42	0.1853	85.00%
Natural Gas	140	CCF	\$205.84	\$0.00	\$205.84	1.4703	2.63%
Water	134	CCF	\$522.90	\$0.00	\$522.90	3.9022	6.67%
Sewer	148	CCF	\$447.03	\$0.00	\$447.03	3.0205	5.70%
Total Cost:			\$7,840.19	\$0.00	\$7,840.19		



Filters: Cost Center Name Not Equal To DoNotReport; Billing Period Equal To 201106All Meter CodesAll Group Names

# elpaso

Energy CAP

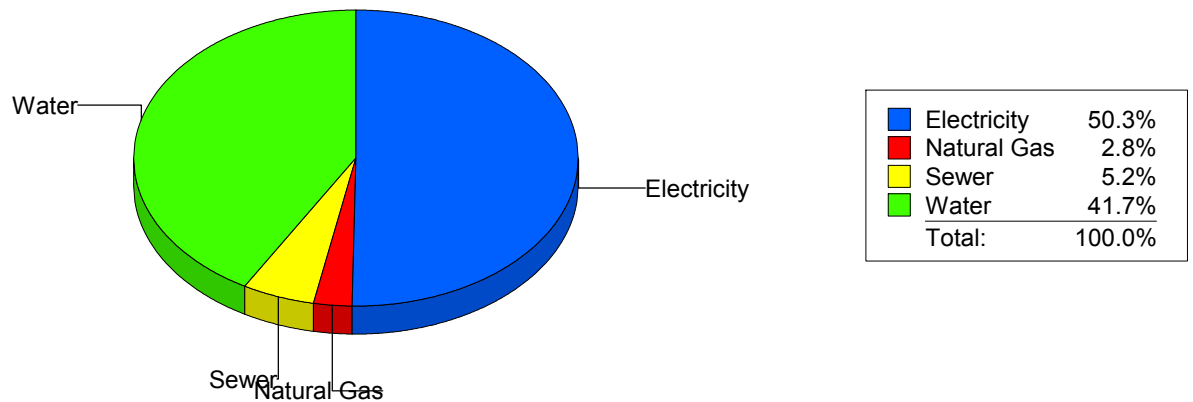
Cost Avoidance Program

## Cost Summary Graph

Grouped by Energy Type

Energy Type	Use	Units	Meter Cost	Special Charges	Total Cost	Avg Unit Cost	% of Total Cost
Site: WAINWRIGHT ELEMENTAR - WAINWRIGHT ELEMENTAR							
Electricity	14,454	KWH	\$1,810.51	\$0.00	\$1,810.51	0.1253	50.32%
Natural Gas	0	CCF	\$100.14	\$0.00	\$100.14	0.0000	2.78%
Water	344	CCF	\$1,500.80	\$0.00	\$1,500.80	4.3628	41.71%
Sewer	41	CCF	\$186.66	\$0.00	\$186.66	4.5527	5.19%
Total Cost:			\$3,598.11	\$0.00	\$3,598.11		

For  
WAINWRIGHT  
ELEMENTAR



Filters: Cost Center Name Not Equal To DoNotReport; Billing Period Equal To 201106All Meter CodesAll Group Names

# elpaso

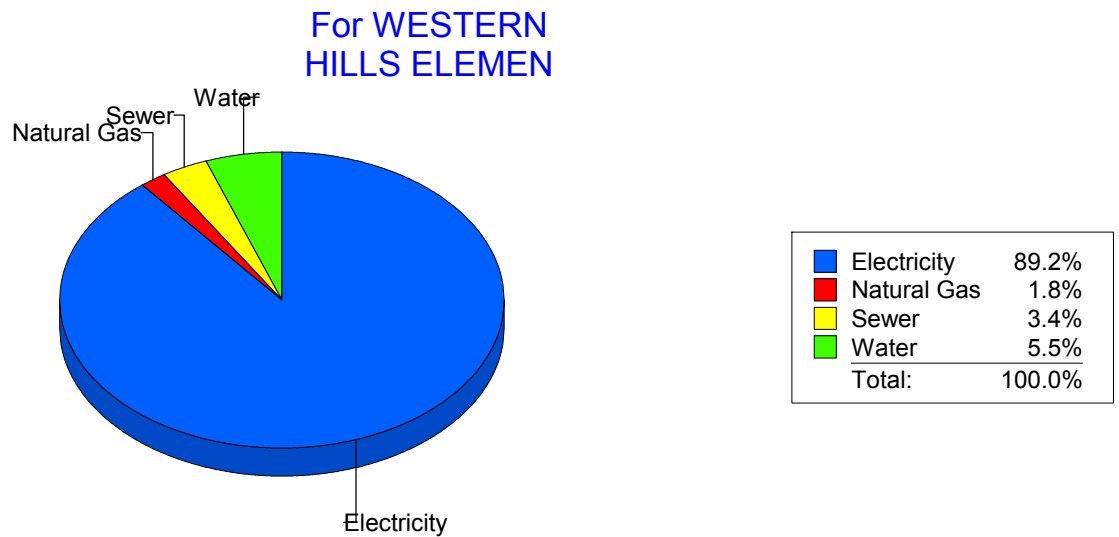
Energy CAP

Cost Avoidance Program

## Cost Summary Graph

Grouped by Energy Type

Energy Type	Use	Units	Meter Cost	Special Charges	Total Cost	Avg Unit Cost	% of Total Cost
Site: WESTERN HILLS ELEMEN - WESTERN HILLS ELEMEN							
Electricity	60,000	KWH	\$9,488.20	\$0.00	\$9,488.20	0.1581	89.22%
Natural Gas	286	CCF	\$193.52	\$0.00	\$193.52	0.6766	1.82%
Water	213	CCF	\$590.05	\$0.00	\$590.05	2.7702	5.55%
Sewer	70	CCF	\$363.09	\$0.00	\$363.09	5.1870	3.41%
Total Cost:			\$10,634.86	\$0.00	\$10,634.86		



Filters: Cost Center Name Not Equal To DoNotReport; Billing Period Equal To 201106All Meter CodesAll Group Names

elpaso

Energy CAP

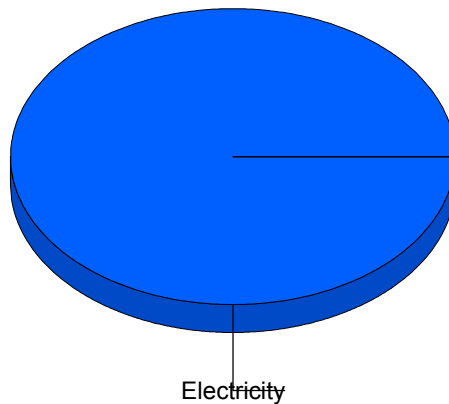
Cost Avoidance Program

## Cost Summary Graph

Grouped by Energy Type

Energy Type	Use	Units	Meter Cost	Special Charges	Total Cost	Avg Unit Cost	% of Total Cost
Site: WESTSIDE TRANSPORTAT - WESTSIDE TRANSPORTAT							
Electricity	2,178 KWH		\$282.04	\$0.00	\$282.04	0.1295	100.00%
Total Cost:			\$282.04	\$0.00	\$282.04		

For WESTSIDE  
TRANSPORTAT



■ Electricity	100.0%
Total:	100.0%

Filters: Cost Center Name Not Equal To DoNotReport; Billing Period Equal To 201106All Meter CodesAll Group Names

# elpaso

Energy CAP

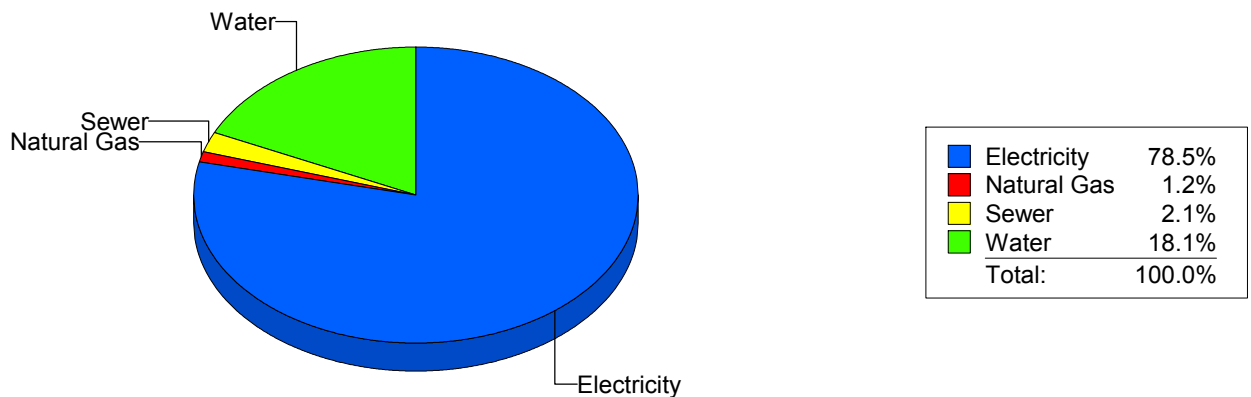
Cost Avoidance Program

## Cost Summary Graph

Grouped by Energy Type

Energy Type	Use	Units	Meter Cost	Special Charges	Total Cost	Avg Unit Cost	% of Total Cost
Site: WHITAKER ELEMENTARY - WHITAKER ELEMENTARY							
Electricity	57,360	KWH	\$10,111.72	\$0.00	\$10,111.72	0.1763	78.54%
Natural Gas	228	CCF	\$158.69	\$0.00	\$158.69	0.6960	1.23%
Water	1,115	CCF	\$2,327.59	\$0.00	\$2,327.59	2.0875	18.08%
Sewer	109	CCF	\$276.04	\$0.00	\$276.04	2.5325	2.14%
Total Cost:			\$12,874.04	\$0.00	\$12,874.04		

For WHITAKER  
ELEMENTARY



Filters: Cost Center Name Not Equal To DoNotReport; Billing Period Equal To 201106All Meter CodesAll Group Names



# elpaso

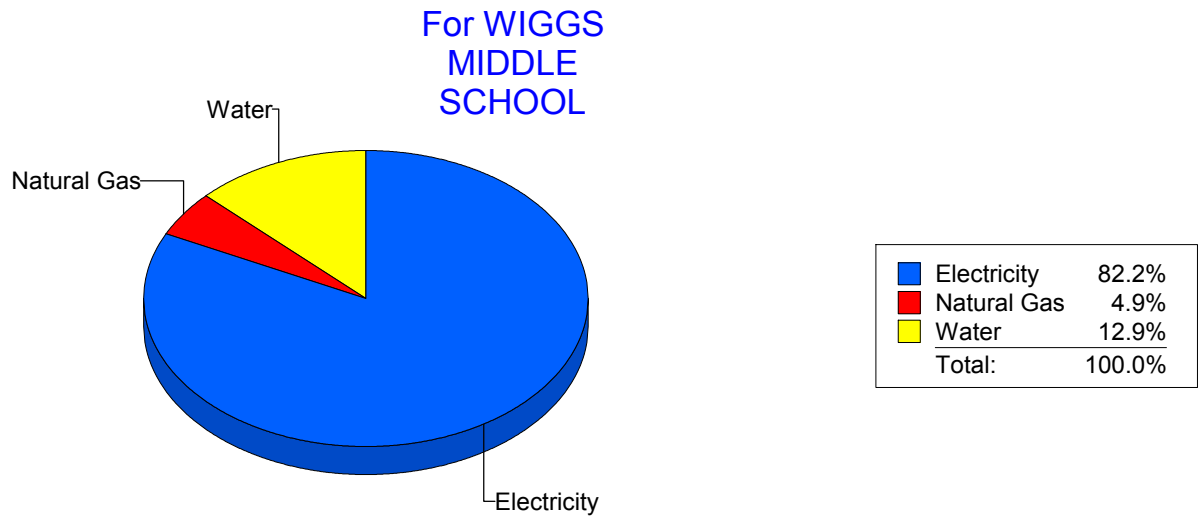
Energy CAP

Cost Avoidance Program

## Cost Summary Graph

Grouped by Energy Type

Energy Type	Use	Units	Meter Cost	Special Charges	Total Cost	Avg Unit Cost	% of Total Cost
Site: WIGGS MIDDLE SCHOOL - WIGGS MIDDLE SCHOOL							
Electricity	41,780	KWH	\$6,067.14	\$0.00	\$6,067.14	0.1452	82.23%
Natural Gas	567	CCF	\$360.93	\$0.00	\$360.93	0.6366	4.89%
Water	409	CCF	\$950.13	\$0.00	\$950.13	2.3231	12.88%
Total Cost:			\$7,378.20	\$0.00	\$7,378.20		



Filters: Cost Center Name Not Equal To DoNotReport; Billing Period Equal To 201106All Meter CodesAll Group Names

# elpaso

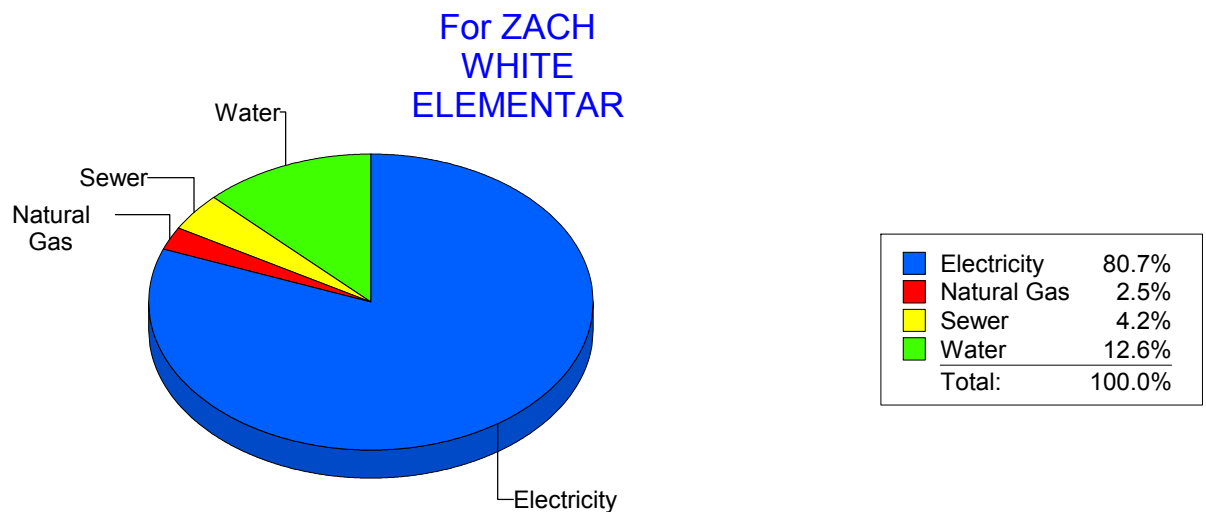
Energy CAP

Cost Avoidance Program

## Cost Summary Graph

Grouped by Energy Type

Energy Type	Use	Units	Meter Cost	Special Charges	Total Cost	Avg Unit Cost	% of Total Cost
Site: ZACH WHITE ELEMENTAR - ZACH WHITE ELEMENTAR							
Electricity	51,600	KWH	\$7,536.63	\$0.00	\$7,536.63	0.1461	80.74%
Natural Gas	295	CCF	\$232.30	\$0.00	\$232.30	0.7875	2.49%
Water	486	CCF	\$1,171.61	\$0.00	\$1,171.61	2.4107	12.55%
Sewer	104	CCF	\$394.17	\$0.00	\$394.17	3.7901	4.22%
Total Cost:			\$9,334.71	\$0.00	\$9,334.71		



Filters: Cost Center Name Not Equal To DoNotReport; Billing Period Equal To 201106All Meter CodesAll Group Names

# elpaso

Energy CAP

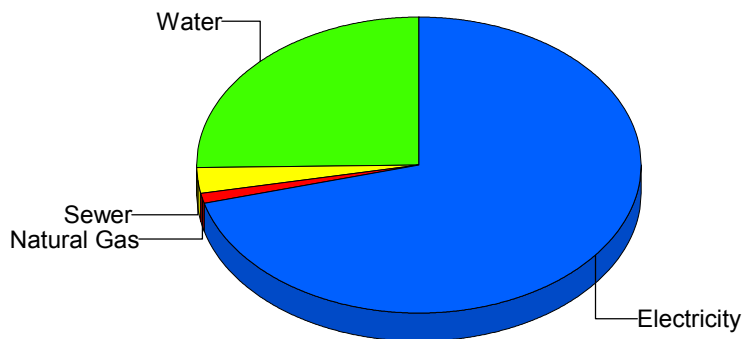
Cost Avoidance Program

## Cost Summary Graph

Grouped by Energy Type

Energy Type	Use	Units	Meter Cost	Special Charges	Total Cost	Avg Unit Cost	% of Total Cost
Site: ZAVALA ELEMENTARY SC - ZAVALA ELEMENTARY SC							
Electricity	25,504	KWH	\$3,347.40	\$0.00	\$3,347.40	0.1313	70.88%
Natural Gas	39	CCF	\$52.27	\$0.00	\$52.27	1.3403	1.11%
Water	296	CCF	\$1,197.18	\$0.00	\$1,197.18	4.0445	25.35%
Sewer	50	CCF	\$125.74	\$0.00	\$125.74	2.5148	2.66%
Total Cost:			\$4,722.59	\$0.00	\$4,722.59		

For ZAVALA  
ELEMENTARY  
SC



Electricity	70.9%
Natural Gas	1.1%
Sewer	2.7%
Water	25.4%
Total:	100.0%

Filters: Cost Center Name Not Equal To DoNotReport; Billing Period Equal To 201106All Meter CodesAll Group Names

# elpaso

Energy CAP

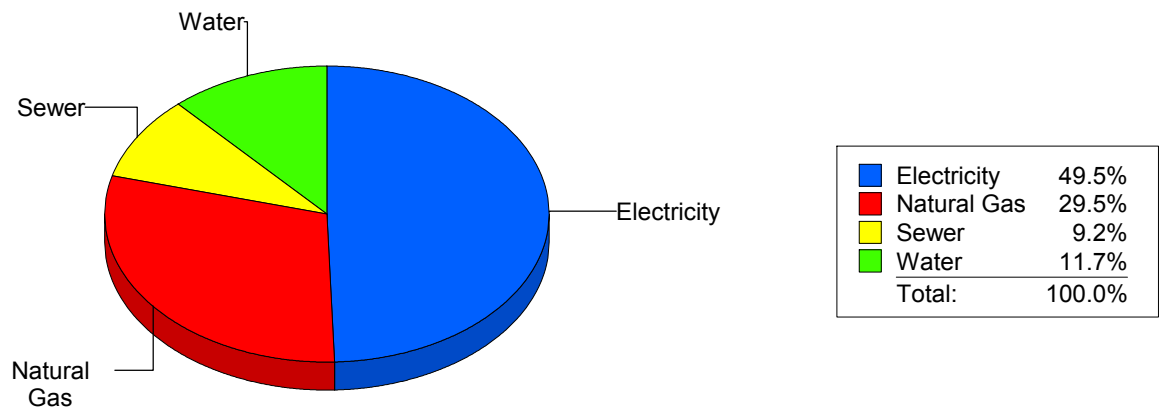
Cost Avoidance Program

## Cost Summary Graph

Grouped by Energy Type

Energy Type	Use	Units	Meter Cost	Special Charges	Total Cost	Avg Unit Cost	% of Total Cost
<b>Site: ZUNI COTTAGES - ZUNI COTTAGES</b>							
Electricity	676	KWH	\$115.22	\$0.00	\$115.22	0.1704	49.53%
Natural Gas	4	CCF	\$68.70	\$0.00	\$68.70	17.1750	29.53%
Water	4	CCF	\$27.20	\$0.00	\$27.20	6.8000	11.69%
Sewer	1	CCF	\$21.49	\$0.00	\$21.49	21.4900	9.24%
<b>Total Cost:</b>			<b>\$232.61</b>	<b>\$0.00</b>	<b>\$232.61</b>		

For ZUNI COTTAGES



Filters: Cost Center Name Not Equal To DoNotReport; Billing Period Equal To 201106All Meter CodesAll Group Names

# el Paso

Energy CAP

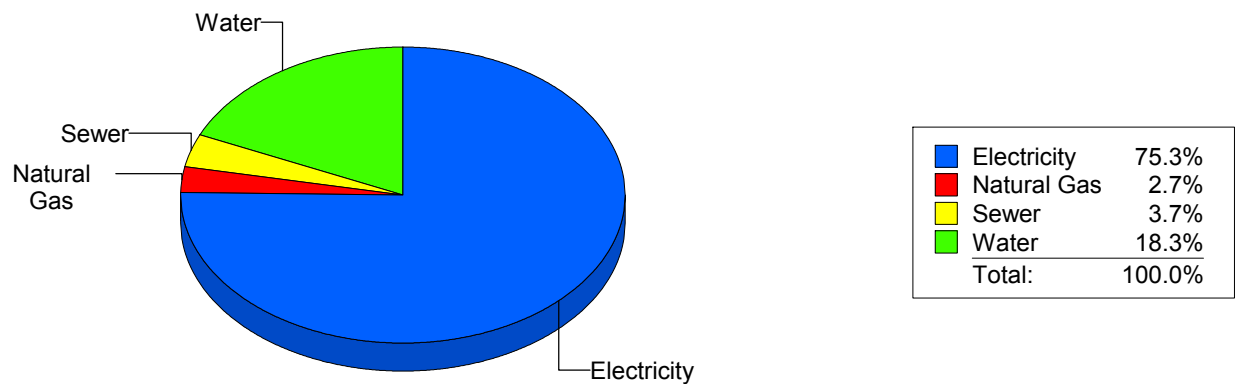
Cost Avoidance Program

## Cost Summary Graph

Grouped by Energy Type

Energy Type	Use	Units	Meter Cost	Special Charges	Total Cost	Avg Unit Cost	% of Total Cost
<b>All Sites</b>							
Electricity	5,834,080	KWH	\$813,995.31	\$0.00	\$813,995.31	0.1395	75.29%
Natural Gas	40,402	CCF	\$29,375.81	\$0.00	\$29,375.81	0.7271	2.72%
Water	71,254	CCF	\$197,563.74	\$0.00	\$197,563.74	2.7727	18.27%
Sewer	18,319	CCF	\$40,171.25	\$0.00	\$40,171.25	2.1929	3.72%
<b>Total Cost:</b>			<b>\$1,081,106.11</b>	<b>\$0.00</b>	<b>\$1,081,106.11</b>		

For All Sites



Filters: Cost Center Name Not Equal To DoNotReport; Billing Period Equal To 201106All Meter CodesAll Group Names