

# elpaso

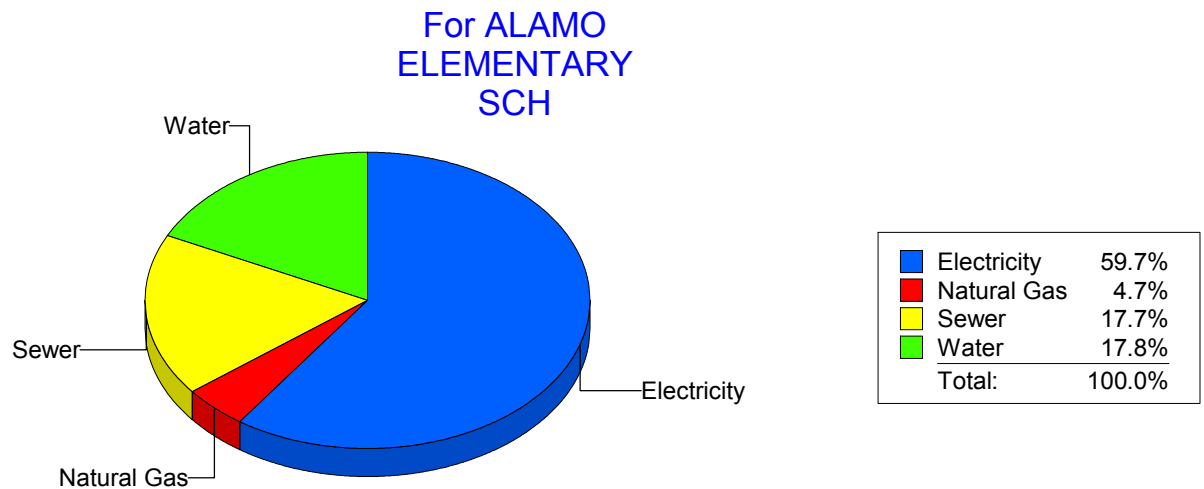
Energy CAP

Cost Avoidance Program

## Cost Summary Graph

Grouped by Energy Type

Energy Type	Use	Units	Meter Cost	Special Charges	Total Cost	Avg Unit Cost	% of Total Cost
Site: ALAMO ELEMENTARY SCH - ALAMO ELEMENTARY SCH							
Electricity	2,750	KWH	\$420.08	\$0.00	\$420.08	0.1528	59.74%
Natural Gas	0	CCF	\$33.38	\$0.00	\$33.38	0.0000	4.75%
Water	0	CCF	\$125.26	\$0.00	\$125.26	0.0000	17.81%
Sewer	0	CCF	\$124.48	\$0.00	\$124.48	0.0000	17.70%
Total Cost:			\$703.20	\$0.00	\$703.20		



Filters: Cost Center Name Not One Of DoNotReport; Billing Period Equal To 201006

# elpaso

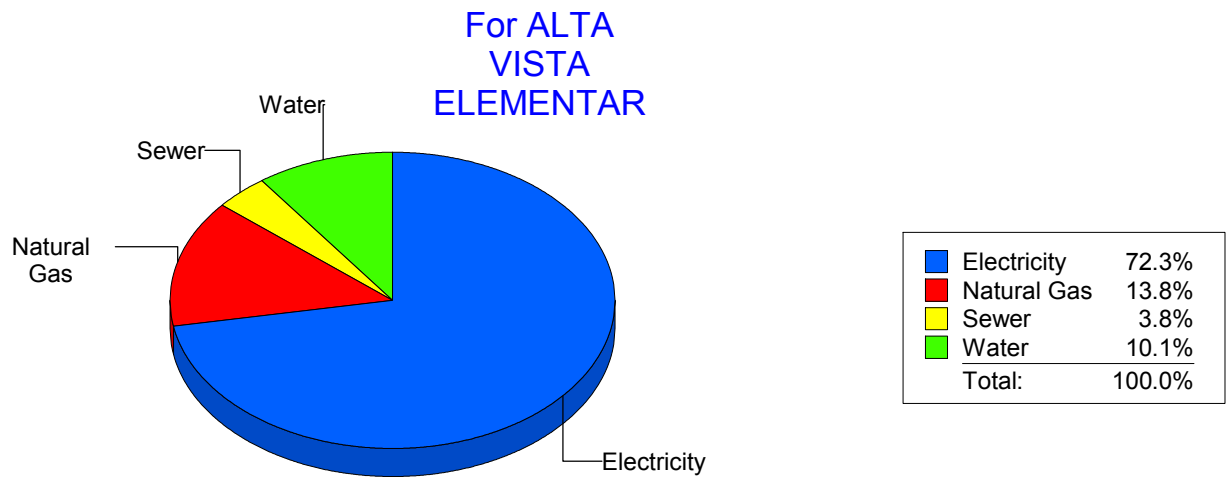
Energy CAP

Cost Avoidance Program

## Cost Summary Graph

Grouped by Energy Type

Energy Type	Use	Units	Meter Cost	Special Charges	Total Cost	Avg Unit Cost	% of Total Cost
Site: ALTA VISTA ELEMENTAR - ALTA VISTA ELEMENTAR							
Electricity	16,200	KWH	\$3,413.22	\$0.00	\$3,413.22	0.2107	72.30%
Natural Gas	969	CCF	\$650.65	\$0.00	\$650.65	0.6715	13.78%
Water	210	CCF	\$478.28	\$0.00	\$478.28	2.2775	10.13%
Sewer	92	CCF	\$179.08	\$0.00	\$179.08	1.9465	3.79%
Total Cost:			\$4,721.23	\$0.00	\$4,721.23		



Filters: Cost Center Name Not One Of DoNotReport; Billing Period Equal To 201006

# elpaso

Energy CAP

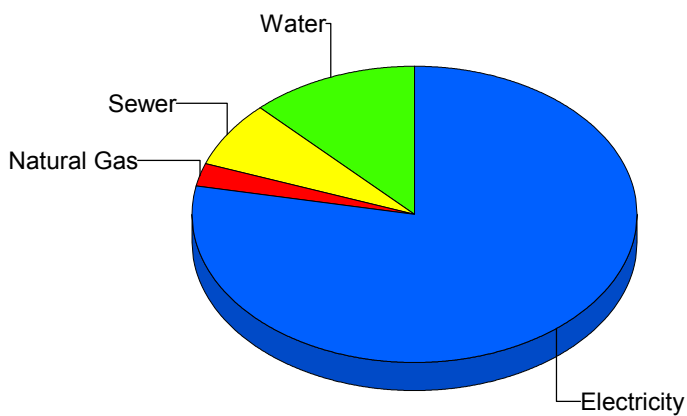
Cost Avoidance Program

## Cost Summary Graph

Grouped by Energy Type

Energy Type	Use	Units	Meter Cost	Special Charges	Total Cost	Avg Unit Cost	% of Total Cost
Site: ANDRESS HIGH SCHOOL - ANDRESS HIGH SCHOOL							
Electricity	142,543	KWH	\$18,070.51	\$0.00	\$18,070.51	0.1268	78.01%
Natural Gas	759	CCF	\$558.69	\$0.00	\$558.69	0.7361	2.41%
Water	1,881	CCF	\$2,852.64	\$0.00	\$2,852.64	1.5166	12.31%
Sewer	1,217	CCF	\$1,683.26	\$0.00	\$1,683.26	1.3831	7.27%
Total Cost:			\$23,165.10	\$0.00	\$23,165.10		

For ANDRESS  
HIGH SCHOOL



Electricity	78.0%
Natural Gas	2.4%
Sewer	7.3%
Water	12.3%
Total:	100.0%

Filters: Cost Center Name Not One Of DoNotReport; Billing Period Equal To 201006

# elpaso

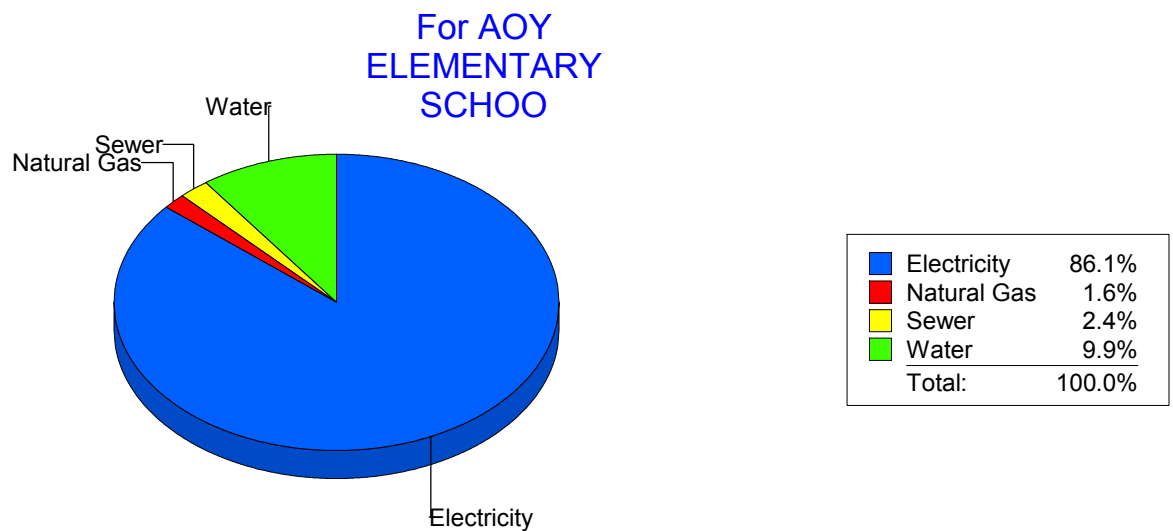
Energy CAP

Cost Avoidance Program

## Cost Summary Graph

Grouped by Energy Type

Energy Type	Use	Units	Meter Cost	Special Charges	Total Cost	Avg Unit Cost	% of Total Cost
Site: AOY ELEMENTARY SCHOO - AOY ELEMENTARY SCHOO							
Electricity	99,859	KWH	\$12,603.51	\$0.00	\$12,603.51	0.1262	86.09%
Natural Gas	280	CCF	\$230.57	\$0.00	\$230.57	0.8235	1.57%
Water	339	CCF	\$1,447.67	\$0.00	\$1,447.67	4.2704	9.89%
Sewer	76	CCF	\$357.95	\$0.00	\$357.95	4.7099	2.45%
Total Cost:			\$14,639.70	\$0.00	\$14,639.70		



Filters: Cost Center Name Not One Of DoNotReport; Billing Period Equal To 201006

# elpaso

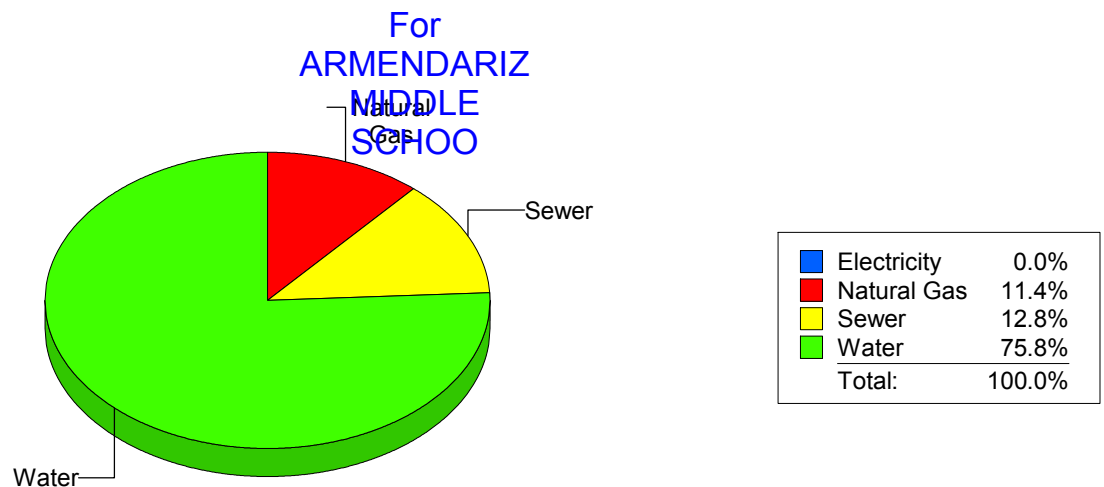
Energy CAP

Cost Avoidance Program

## Cost Summary Graph

Grouped by Energy Type

Energy Type	Use	Units	Meter Cost	Special Charges	Total Cost	Avg Unit Cost	% of Total Cost
Site: ARMENDARIZ MIDDLE SCHOO - ARMENDARIZ MIDDLE SCHOO							
Electricity	70,500	KWH	\$0.00	\$0.00	\$0.00	0.0000	0.00%
Natural Gas	653	CCF	\$428.28	\$0.00	\$428.28	0.6559	11.36%
Water	1,346	CCF	\$2,856.41	\$0.00	\$2,856.41	2.1221	75.80%
Sewer	214	CCF	\$483.73	\$0.00	\$483.73	2.2604	12.84%
Total Cost:			\$3,768.42	\$0.00	\$3,768.42		



Filters: Cost Center Name Not One Of DoNotReport; Billing Period Equal To 201006

# elpaso

Energy CAP

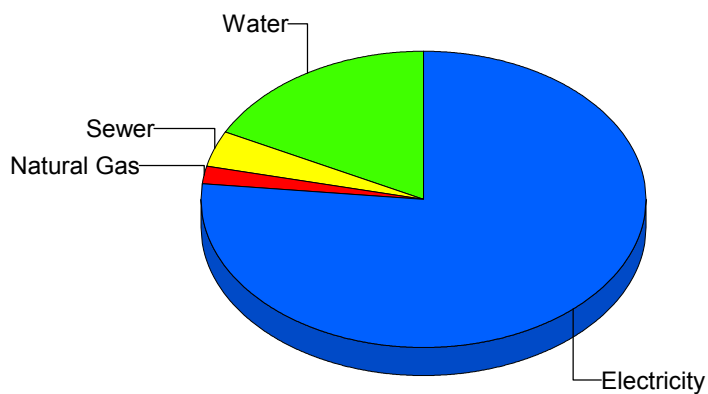
Cost Avoidance Program

## Cost Summary Graph

Grouped by Energy Type

Energy Type	Use	Units	Meter Cost	Special Charges	Total Cost	Avg Unit Cost	% of Total Cost
Site: AUSTIN HIGH SCHOOL - AUSTIN HIGH SCHOOL							
Electricity	181,784	KWH	\$21,214.22	\$0.00	\$21,214.22	0.1167	76.56%
Natural Gas	830	CCF	\$598.67	\$0.00	\$598.67	0.7213	2.16%
Water	1,494	CCF	\$4,852.99	\$0.00	\$4,852.99	3.2483	17.51%
Sewer	391	CCF	\$1,044.95	\$0.00	\$1,044.95	2.6725	3.77%
Total Cost:			\$27,710.83	\$0.00	\$27,710.83		

For AUSTIN  
HIGH SCHOOL



Electricity	76.6%
Natural Gas	2.2%
Sewer	3.8%
Water	17.5%
Total:	100.0%

Filters: Cost Center Name Not One Of DoNotReport; Billing Period Equal To 201006

# elpaso

Energy CAP

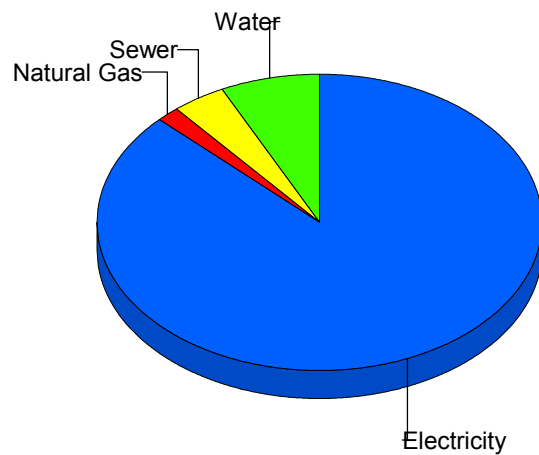
Cost Avoidance Program

## Cost Summary Graph

Grouped by Energy Type

Energy Type	Use	Units	Meter Cost	Special Charges	Total Cost	Avg Unit Cost	% of Total Cost
Site: BARRON - BARRON							
Electricity	45,941	KWH	\$7,292.91	\$0.00	\$7,292.91	0.1587	87.12%
Natural Gas	150	CCF	\$148.60	\$0.00	\$148.60	0.9907	1.78%
Water	74	CCF	\$606.83	\$0.00	\$606.83	8.2004	7.25%
Sewer	69	CCF	\$322.82	\$0.00	\$322.82	4.6786	3.86%
Total Cost:			\$8,371.16	\$0.00	\$8,371.16		

For BARRON



Electricity	87.1%
Natural Gas	1.8%
Sewer	3.9%
Water	7.2%
Total:	100.0%

Filters: Cost Center Name Not One Of DoNotReport; Billing Period Equal To 201006

# elpaso

Energy CAP

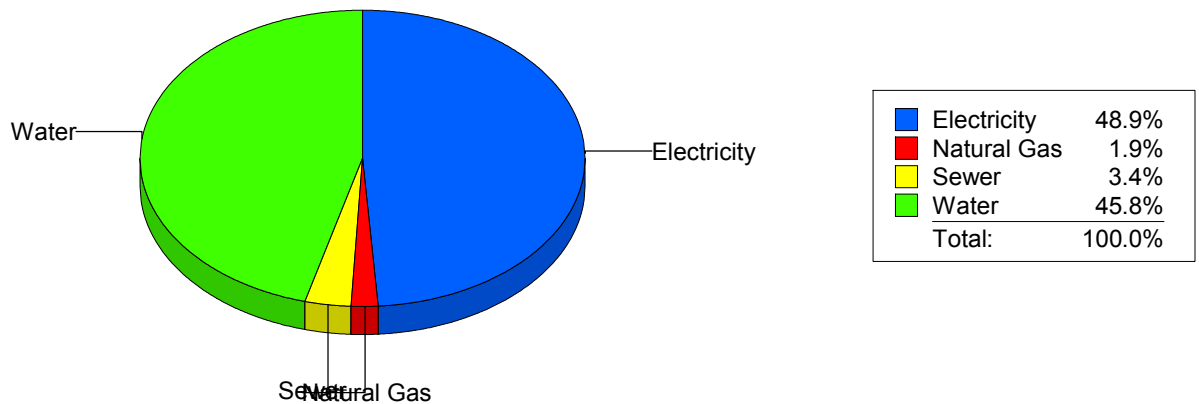
Cost Avoidance Program

## Cost Summary Graph

Grouped by Energy Type

Energy Type	Use	Units	Meter Cost	Special Charges	Total Cost	Avg Unit Cost	% of Total Cost
Site: BASSET MIDDLE SCHOOL - BASSET MIDDLE SCHOOL							
Electricity	49,797	KWH	\$7,362.61	\$0.00	\$7,362.61	0.1479	48.86%
Natural Gas	330	CCF	\$292.68	\$0.00	\$292.68	0.8869	1.94%
Water	1,979	CCF	\$6,904.11	\$0.00	\$6,904.11	3.4887	45.82%
Sewer	292	CCF	\$508.45	\$0.00	\$508.45	1.7413	3.37%
Total Cost:			\$15,067.85	\$0.00	\$15,067.85		

For BASSET  
MIDDLE  
SCHOOL



Filters: Cost Center Name Not One Of DoNotReport; Billing Period Equal To 201006



# elpaso

Energy CAP

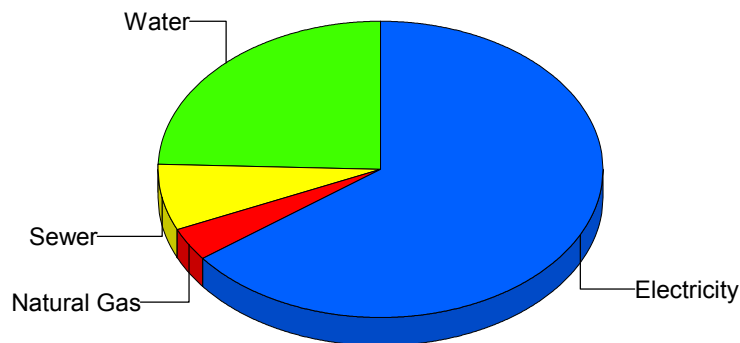
Cost Avoidance Program

## Cost Summary Graph

Grouped by Energy Type

Energy Type	Use	Units	Meter Cost	Special Charges	Total Cost	Avg Unit Cost	% of Total Cost
Site: BEALL ELEMENTARY SCH - BEALL ELEMENTARY SCH							
Electricity	11,280	KWH	\$2,219.13	\$0.00	\$2,219.13	0.1967	64.63%
Natural Gas	172	CCF	\$129.80	\$0.00	\$129.80	0.7547	3.78%
Water	274	CCF	\$839.17	\$0.00	\$839.17	3.0627	24.44%
Sewer	85	CCF	\$245.56	\$0.00	\$245.56	2.8889	7.15%
Total Cost:			\$3,433.66	\$0.00	\$3,433.66		

For BEALL  
ELEMENTARY  
SCH



Electricity	64.6%
Natural Gas	3.8%
Sewer	7.2%
Water	24.4%
Total:	100.0%

Filters: Cost Center Name Not One Of DoNotReport; Billing Period Equal To 201006

# elpaso

Energy CAP

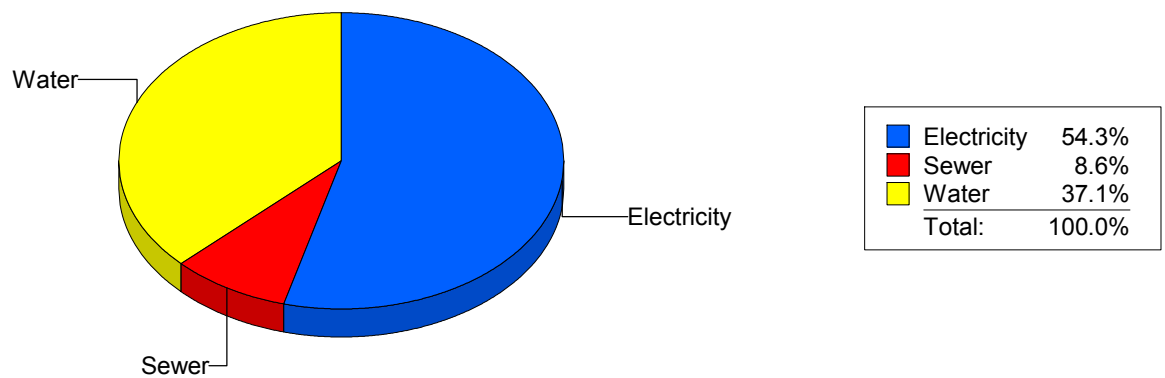
Cost Avoidance Program

## Cost Summary Graph

Grouped by Energy Type

Energy Type	Use	Units	Meter Cost	Special Charges	Total Cost	Avg Unit Cost	% of Total Cost
Site: BLISS ELEMENTARY - BLISS ELEMENTARY							
Electricity	9,600	KWH	\$1,500.86	\$0.00	\$1,500.86	0.1563	54.31%
Water	304	CCF	\$1,024.87	\$0.00	\$1,024.87	3.3713	37.08%
Sewer	79	CCF	\$237.94	\$0.00	\$237.94	3.0119	8.61%
Total Cost:			\$2,763.67	\$0.00	\$2,763.67		

For BLISS  
ELEMENTARY



Filters: Cost Center Name Not One Of DoNotReport; Billing Period Equal To 201006

# elpaso

Energy CAP

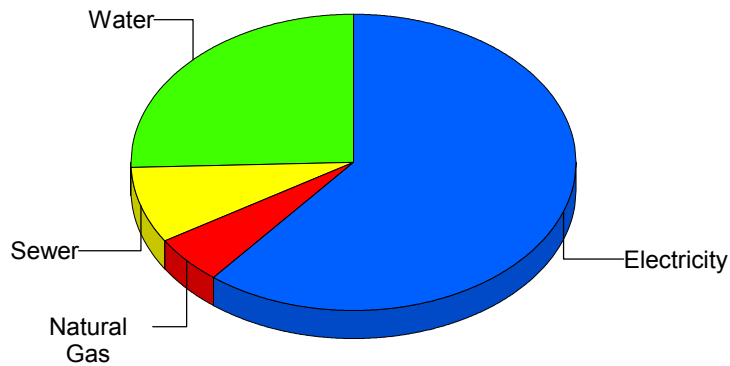
Cost Avoidance Program

## Cost Summary Graph

Grouped by Energy Type

Energy Type	Use	Units	Meter Cost	Special Charges	Total Cost	Avg Unit Cost	% of Total Cost
Site: BOND - BOND ELEMENTARY							
Electricity	16,971	KWH	\$2,514.52	\$0.00	\$2,514.52	0.1482	60.80%
Natural Gas	267	CCF	\$222.98	\$0.00	\$222.98	0.8351	5.39%
Water	425	CCF	\$1,061.24	\$0.00	\$1,061.24	2.4970	25.66%
Sewer	157	CCF	\$337.00	\$0.00	\$337.00	2.1465	8.15%
Total Cost:			\$4,135.74	\$0.00	\$4,135.74		

For BOND  
ELEMENTARY



Electricity	60.8%
Natural Gas	5.4%
Sewer	8.1%
Water	25.7%
Total:	100.0%

Filters: Cost Center Name Not One Of DoNotReport; Billing Period Equal To 201006

# elpaso

Energy CAP

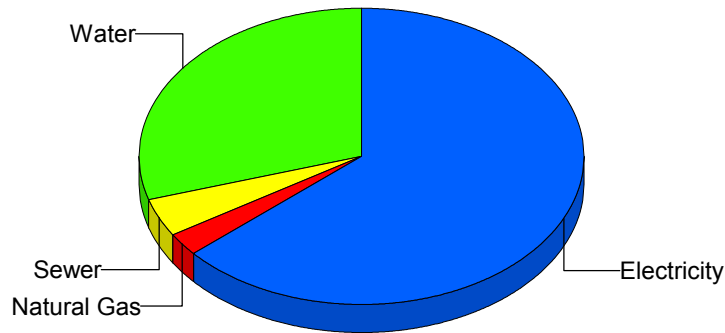
Cost Avoidance Program

## Cost Summary Graph

Grouped by Energy Type

Energy Type	Use	Units	Meter Cost	Special Charges	Total Cost	Avg Unit Cost	% of Total Cost
Site: BONHAM ELEMENTARY SC - BONHAM ELEMENTARY SC							
Electricity	26,404	KWH	\$4,326.64	\$0.00	\$4,326.64	0.1639	63.75%
Natural Gas	175	CCF	\$164.04	\$0.00	\$164.04	0.9374	2.42%
Water	574	CCF	\$2,017.39	\$0.00	\$2,017.39	3.5146	29.72%
Sewer	124	CCF	\$279.31	\$0.00	\$279.31	2.2525	4.12%
Total Cost:			\$6,787.38	\$0.00	\$6,787.38		

For BONHAM  
ELEMENTARY  
SC



Electricity	63.7%
Natural Gas	2.4%
Sewer	4.1%
Water	29.7%
Total:	100.0%

Filters: Cost Center Name Not One Of DoNotReport; Billing Period Equal To 201006

# elpaso

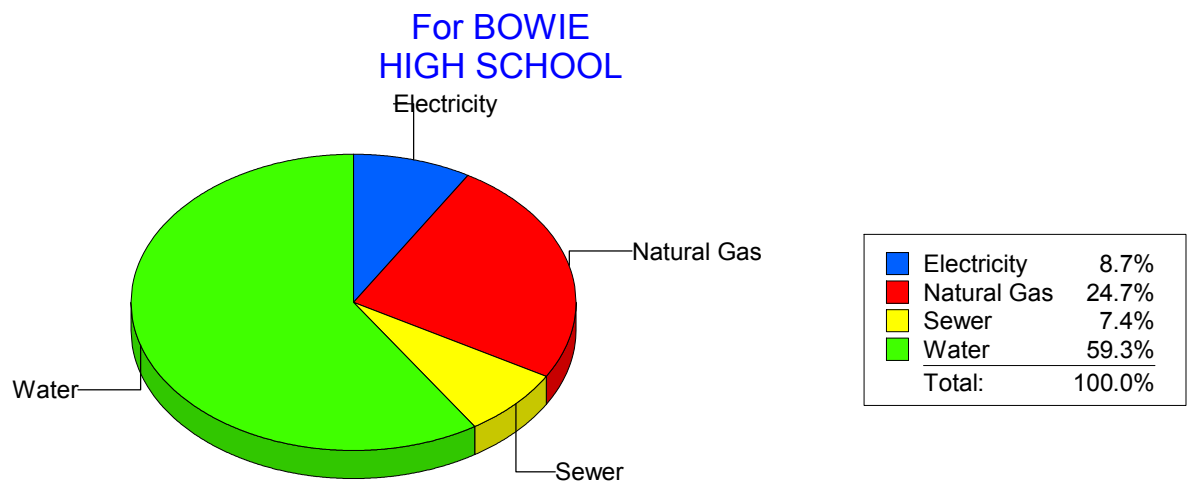
Energy CAP

Cost Avoidance Program

## Cost Summary Graph

Grouped by Energy Type

Energy Type	Use	Units	Meter Cost	Special Charges	Total Cost	Avg Unit Cost	% of Total Cost
Site: BOWIE HIGH SCHOOL - BOWIE HIGH SCHOOL							
Electricity	10,593	KWH	\$1,171.82	\$0.00	\$1,171.82	0.1106	8.66%
Natural Gas	5,431	CCF	\$3,335.25	\$0.00	\$3,335.25	0.6141	24.65%
Water	5,789	CCF	\$8,020.80	\$0.00	\$8,020.80	1.3855	59.29%
Sewer	464	CCF	\$1,001.08	\$0.00	\$1,001.08	2.1575	7.40%
Total Cost:			\$13,528.95	\$0.00	\$13,528.95		



Filters: Cost Center Name Not One Of DoNotReport; Billing Period Equal To 201006

# el Paso

Energy CAP

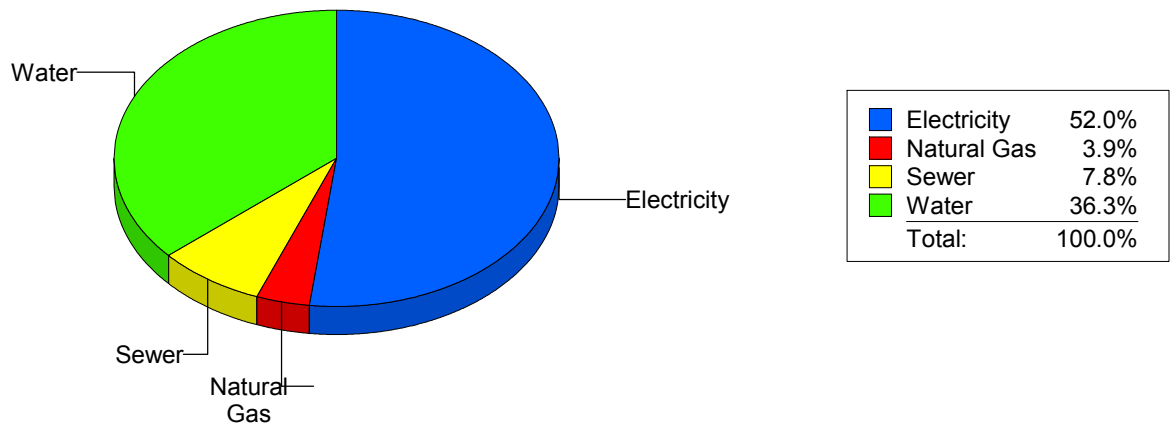
Cost Avoidance Program

## Cost Summary Graph

Grouped by Energy Type

Energy Type	Use	Units	Meter Cost	Special Charges	Total Cost	Avg Unit Cost	% of Total Cost
Site: BRADLEY ELEMENTARY - BRADLEY ELEMENTARY							
Electricity	13,200	KWH	\$2,592.43	\$0.00	\$2,592.43	0.1964	52.02%
Natural Gas	277	CCF	\$195.65	\$0.00	\$195.65	0.7063	3.93%
Water	540	CCF	\$1,806.88	\$0.00	\$1,806.88	3.3461	36.26%
Sewer	139	CCF	\$388.48	\$0.00	\$388.48	2.7948	7.80%
Total Cost:			\$4,983.44	\$0.00	\$4,983.44		

For BRADLEY  
ELEMENTARY



Filters: Cost Center Name Not One Of DoNotReport; Billing Period Equal To 201006

# elpaso

Energy CAP

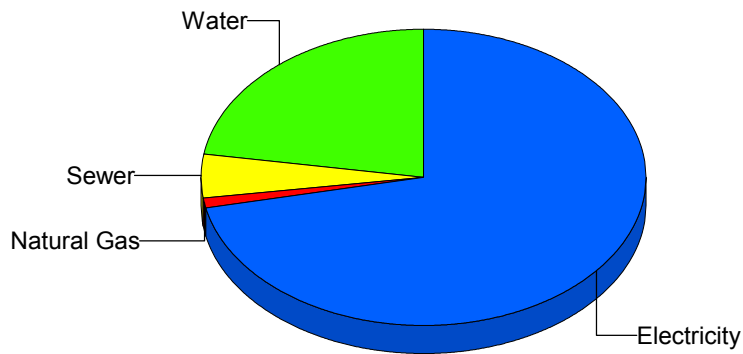
Cost Avoidance Program

## Cost Summary Graph

Grouped by Energy Type

Energy Type	Use	Units	Meter Cost	Special Charges	Total Cost	Avg Unit Cost	% of Total Cost
Site: BROWN MIDDLE SCHOOL - BROWN MIDDLE SCHOOL							
Electricity	93,400	KWH	\$9,980.64	\$0.00	\$9,980.64	0.1069	71.70%
Natural Gas	209	CCF	\$153.01	\$0.00	\$153.01	0.7321	1.10%
Water	1,123	CCF	\$3,129.74	\$0.00	\$3,129.74	2.7869	22.48%
Sewer	350	CCF	\$656.45	\$0.00	\$656.45	1.8756	4.72%
Total Cost:			\$13,919.84	\$0.00	\$13,919.84		

For BROWN  
MIDDLE  
SCHOOL



Electricity	71.7%
Natural Gas	1.1%
Sewer	4.7%
Water	22.5%
Total:	100.0%

Filters: Cost Center Name Not One Of DoNotReport; Billing Period Equal To 201006

# elpaso

Energy CAP

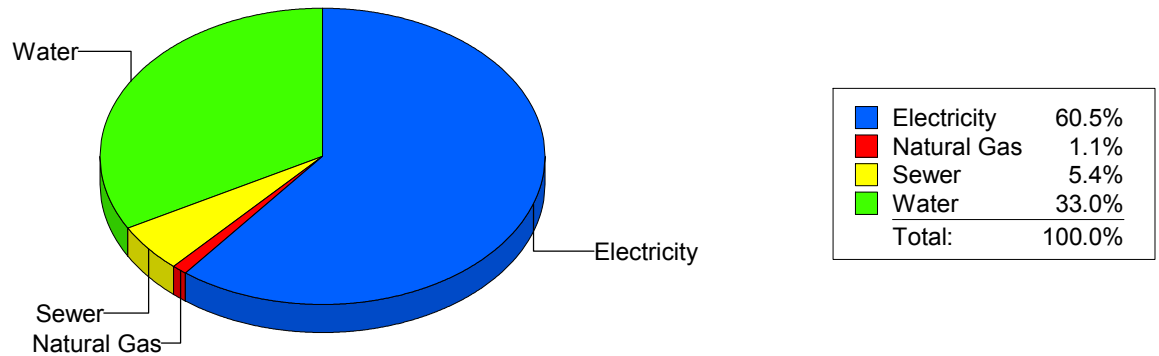
Cost Avoidance Program

## Cost Summary Graph

Grouped by Energy Type

Energy Type	Use	Units	Meter Cost	Special Charges	Total Cost	Avg Unit Cost	% of Total Cost
Site: BURGESS HIGH SCHOOL - BURGESS HIGH SCHOOL							
Electricity	94,502	KWH	\$12,400.28	\$0.00	\$12,400.28	0.1312	60.48%
Natural Gas	266	CCF	\$222.13	\$0.00	\$222.13	0.8351	1.08%
Water	2,417	CCF	\$6,766.00	\$0.00	\$6,766.00	2.7993	33.00%
Sewer	711	CCF	\$1,114.92	\$0.00	\$1,114.92	1.5681	5.44%
Total Cost:			\$20,503.33	\$0.00	\$20,503.33		

For BURGESS  
HIGH SCHOOL



Filters: Cost Center Name Not One Of DoNotReport; Billing Period Equal To 201006



# elpaso

Energy CAP

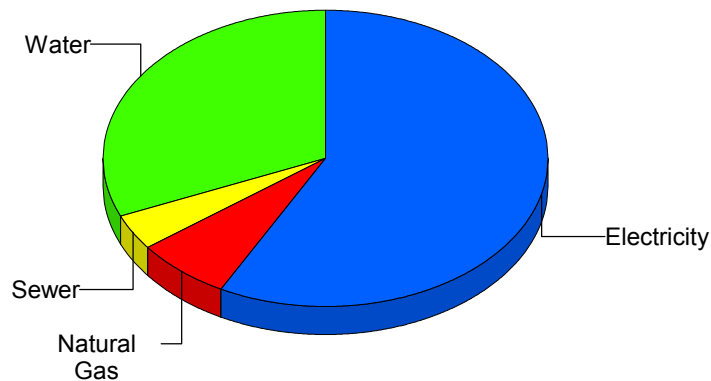
Cost Avoidance Program

## Cost Summary Graph

Grouped by Energy Type

Energy Type	Use	Units	Meter Cost	Special Charges	Total Cost	Avg Unit Cost	% of Total Cost
Site: BURLESON ELEMENTARY - BURLESON ELEMENTARY							
Electricity	22,418	KWH	\$2,859.46	\$0.00	\$2,859.46	0.1276	57.80%
Natural Gas	350	CCF	\$336.43	\$0.00	\$336.43	0.9612	6.80%
Water	468	CCF	\$1,547.04	\$0.00	\$1,547.04	3.3056	31.27%
Sewer	63	CCF	\$204.49	\$0.00	\$204.49	3.2459	4.13%
Total Cost:			\$4,947.42	\$0.00	\$4,947.42		

For  
BURLESON  
ELEMENTARY



Electricity	57.8%
Natural Gas	6.8%
Sewer	4.1%
Water	31.3%
Total:	100.0%

Filters: Cost Center Name Not One Of DoNotReport; Billing Period Equal To 201006

# el Paso

Energy CAP

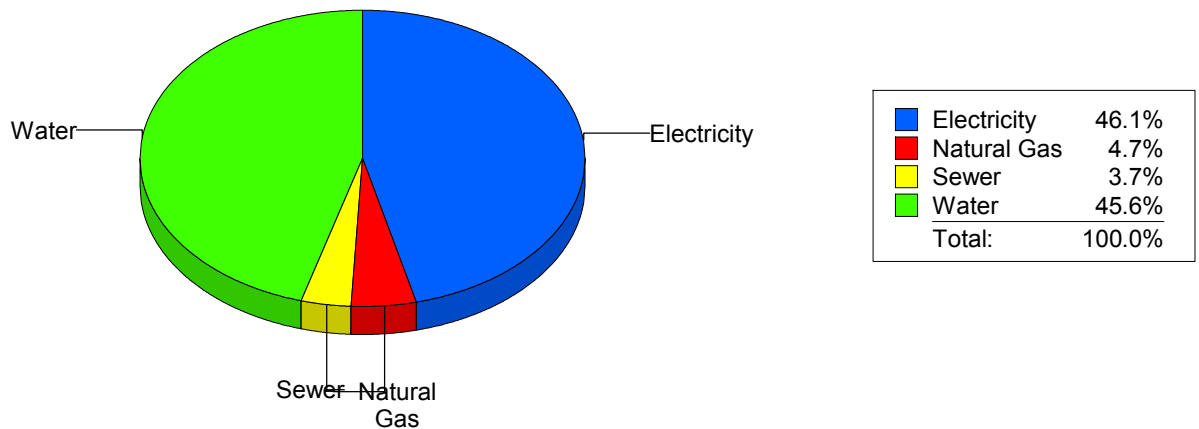
Cost Avoidance Program

## Cost Summary Graph

Grouped by Energy Type

Energy Type	Use	Units	Meter Cost	Special Charges	Total Cost	Avg Unit Cost	% of Total Cost
Site: BURNET ELEMENTARY - BURNET ELEMENTARY							
Electricity	11,804	KWH	\$2,467.10	\$0.00	\$2,467.10	0.2090	46.10%
Natural Gas	313	CCF	\$249.65	\$0.00	\$249.65	0.7976	4.66%
Water	647	CCF	\$2,439.61	\$0.00	\$2,439.61	3.7706	45.58%
Sewer	105	CCF	\$195.59	\$0.00	\$195.59	1.8628	3.65%
Total Cost:			\$5,351.95	\$0.00	\$5,351.95		

For BURNET  
ELEMENTARY



Filters: Cost Center Name Not One Of DoNotReport; Billing Period Equal To 201006

elpaso

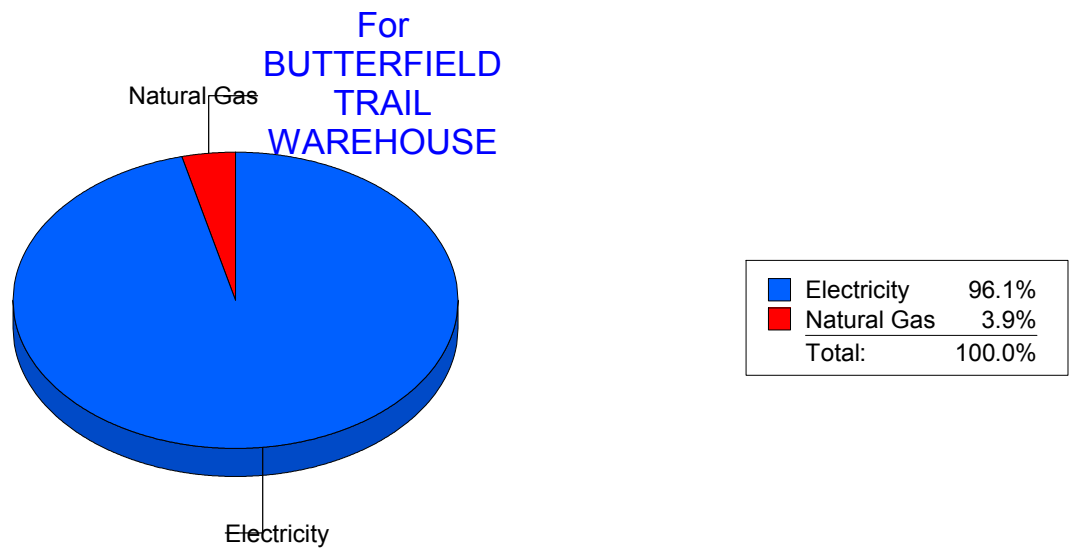
Energy CAP

Cost Avoidance Program

## Cost Summary Graph

Grouped by Energy Type

Energy Type	Use	Units	Meter Cost	Special Charges	Total Cost	Avg Unit Cost	% of Total Cost
Site: BUTTERFIELDTRAILWAREHOUSE - BUTTERFIELD TRAIL WAREHOUSE							
Electricity	7,900	KWH	\$1,111.84	\$0.00	\$1,111.84	0.1407	96.14%
Natural Gas	22	CCF	\$44.67	\$0.00	\$44.67	2.0305	3.86%
Total Cost:			\$1,156.51	\$0.00	\$1,156.51		



Filters: Cost Center Name Not One Of DoNotReport; Billing Period Equal To 201006

# elpaso

Energy CAP

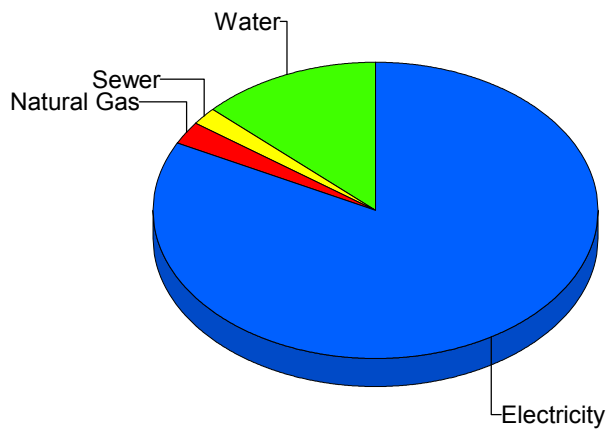
Cost Avoidance Program

## Cost Summary Graph

Grouped by Energy Type

Energy Type	Use	Units	Meter Cost	Special Charges	Total Cost	Avg Unit Cost	% of Total Cost
Site: CANYON HILLS MIDDLE - CANYON HILLS MIDDLE							
Electricity	80,574	KWH	\$12,985.04	\$0.00	\$12,985.04	0.1612	82.63%
Natural Gas	511	CCF	\$375.52	\$0.00	\$375.52	0.7349	2.39%
Water	492	CCF	\$2,048.32	\$0.00	\$2,048.32	4.1633	13.03%
Sewer	74	CCF	\$305.93	\$0.00	\$305.93	4.1342	1.95%
Total Cost:			\$15,714.81	\$0.00	\$15,714.81		

For CANYON  
HILLS MIDDLE



Electricity	82.6%
Natural Gas	2.4%
Sewer	1.9%
Water	13.0%
Total:	100.0%

Filters: Cost Center Name Not One Of DoNotReport; Billing Period Equal To 201006

# elpaso

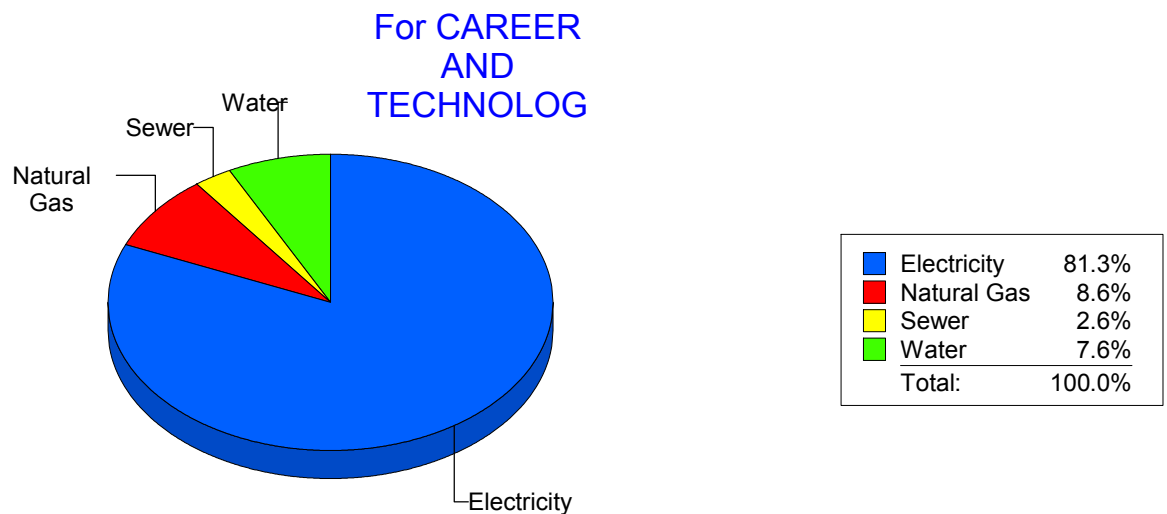
Energy CAP

Cost Avoidance Program

## Cost Summary Graph

Grouped by Energy Type

Energy Type	Use	Units	Meter Cost	Special Charges	Total Cost	Avg Unit Cost	% of Total Cost
Site: CAREER AND TECHNOLOG - CAREER AND TECHNOLOG							
Electricity	113,612	KWH	\$11,905.42	\$0.00	\$11,905.42	0.1048	81.27%
Natural Gas	2,020	CCF	\$1,257.53	\$0.00	\$1,257.53	0.6225	8.58%
Water	385	CCF	\$1,111.48	\$0.00	\$1,111.48	2.8870	7.59%
Sewer	148	CCF	\$375.05	\$0.00	\$375.05	2.5341	2.56%
Total Cost:			\$14,649.48	\$0.00	\$14,649.48		



Filters: Cost Center Name Not One Of DoNotReport; Billing Period Equal To 201006

# elpaso

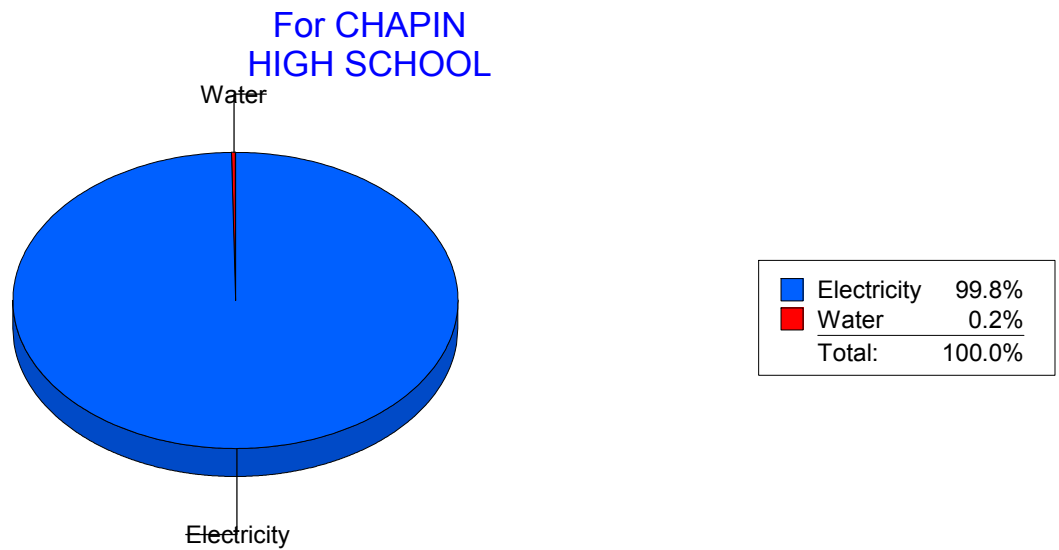
Energy CAP

Cost Avoidance Program

## Cost Summary Graph

Grouped by Energy Type

Energy Type	Use	Units	Meter Cost	Special Charges	Total Cost	Avg Unit Cost	% of Total Cost
Site: CHAPIN HIGH SCHOOL - CHAPIN HIGH SCHOOL							
Electricity	208,979	KWH	\$23,514.79	\$0.00	\$23,514.79	0.1125	99.81%
Water	1	CCF	\$45.11	\$0.00	\$45.11	45.1100	0.19%
Total Cost:			\$23,559.90	\$0.00	\$23,559.90		



Filters: Cost Center Name Not One Of DoNotReport; Billing Period Equal To 201006

## elpaso

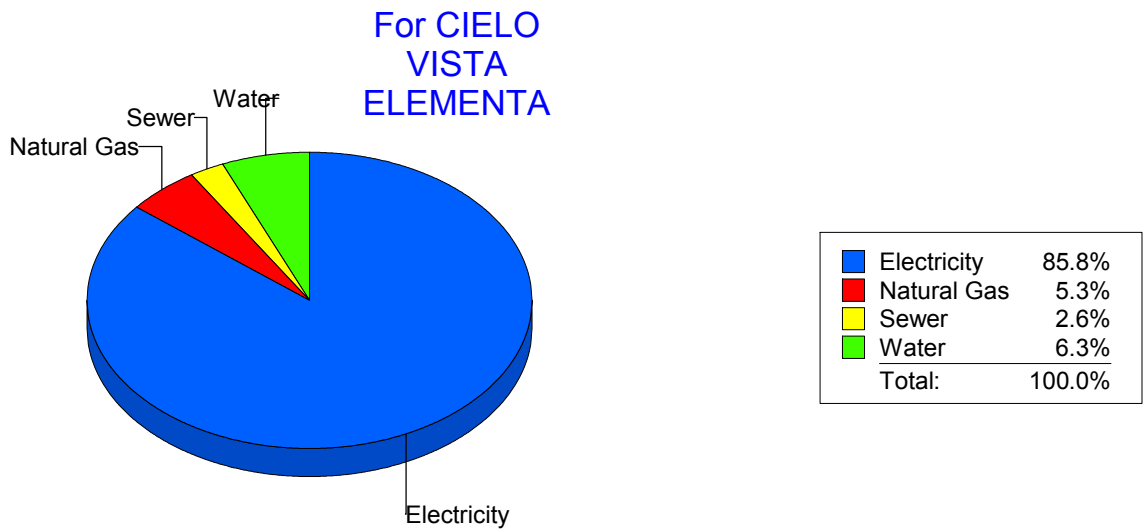
Energy CAP

Cost Avoidance Program

### Cost Summary Graph

Grouped by Energy Type

Energy Type	Use	Units	Meter Cost	Special Charges	Total Cost	Avg Unit Cost	% of Total Cost
Site: CIELO VISTA ELEMENTA - CIELO VISTA ELEMENTA							
Electricity	58,420	KWH	\$8,206.31	\$0.00	\$8,206.31	0.1405	85.77%
Natural Gas	740	CCF	\$506.68	\$0.00	\$506.68	0.6847	5.30%
Water	247	CCF	\$606.52	\$0.00	\$606.52	2.4555	6.34%
Sewer	87	CCF	\$248.10	\$0.00	\$248.10	2.8517	2.59%
Total Cost:			\$9,567.61	\$0.00	\$9,567.61		



Filters: Cost Center Name Not One Of DoNotReport; Billing Period Equal To 201006

# elpaso

Energy CAP

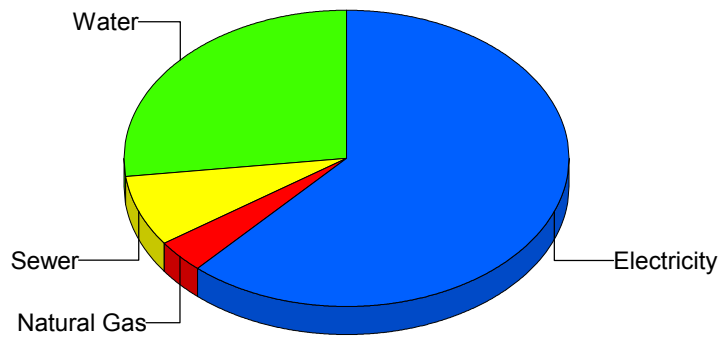
Cost Avoidance Program

## Cost Summary Graph

Grouped by Energy Type

Energy Type	Use	Units	Meter Cost	Special Charges	Total Cost	Avg Unit Cost	% of Total Cost
Site: CLARDY ELEMENTARY SC - CLARDY ELEMENTARY SC							
Electricity	17,607	KWH	\$3,573.81	\$0.00	\$3,573.81	0.2030	61.71%
Natural Gas	241	CCF	\$206.46	\$0.00	\$206.46	0.8567	3.57%
Water	584	CCF	\$1,558.39	\$0.00	\$1,558.39	2.6685	26.91%
Sewer	199	CCF	\$452.58	\$0.00	\$452.58	2.2743	7.81%
Total Cost:			\$5,791.24	\$0.00	\$5,791.24		

For CLARDY  
ELEMENTARY  
SC



Electricity	61.7%
Natural Gas	3.6%
Sewer	7.8%
Water	26.9%
Total:	100.0%

Filters: Cost Center Name Not One Of DoNotReport; Billing Period Equal To 201006



# elpaso

Energy CAP

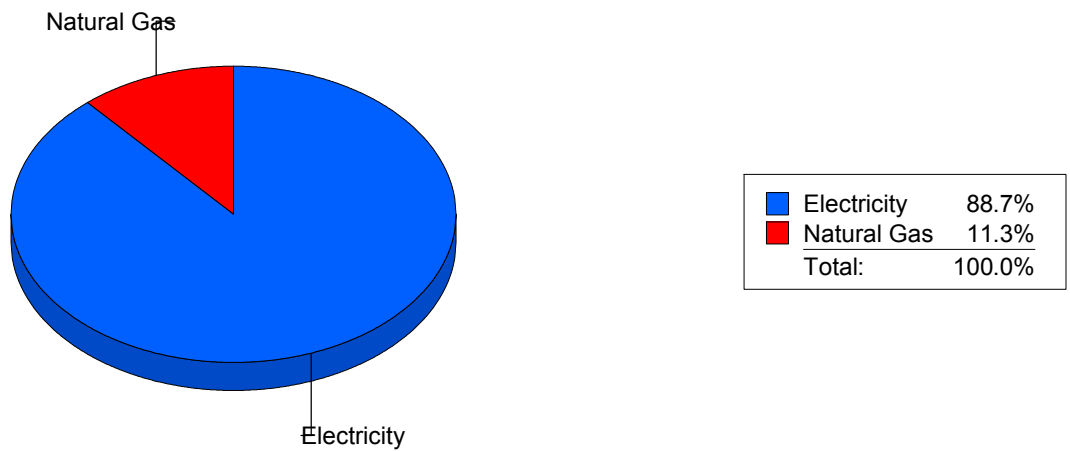
Cost Avoidance Program

## Cost Summary Graph

Grouped by Energy Type

Energy Type	Use	Units	Meter Cost	Special Charges	Total Cost	Avg Unit Cost	% of Total Cost
Site: CLENDININ - CLENDININ							
Electricity	43,250	KWH	\$6,586.94	\$0.00	\$6,586.94	0.1523	88.67%
Natural Gas	1,335	CCF	\$841.99	\$0.00	\$841.99	0.6307	11.33%
Total Cost:			\$7,428.93	\$0.00	\$7,428.93		

For CLENDININ



Filters: Cost Center Name Not One Of DoNotReport; Billing Period Equal To 201006

# elpaso

Energy CAP

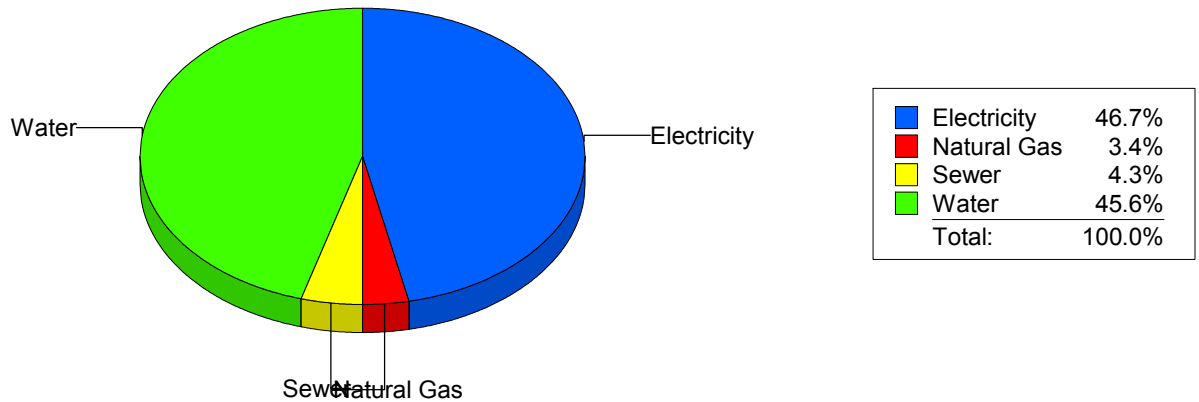
Cost Avoidance Program

## Cost Summary Graph

Grouped by Energy Type

Energy Type	Use	Units	Meter Cost	Special Charges	Total Cost	Avg Unit Cost	% of Total Cost
Site: COLDWELL INTERMEDIAT - COLDWELL INTERMEDIAT							
Electricity	13,503	KWH	\$2,415.43	\$0.00	\$2,415.43	0.1789	46.73%
Natural Gas	191	CCF	\$175.11	\$0.00	\$175.11	0.9168	3.39%
Water	571	CCF	\$2,354.46	\$0.00	\$2,354.46	4.1234	45.55%
Sewer	88	CCF	\$223.48	\$0.00	\$223.48	2.5395	4.32%
Total Cost:			\$5,168.48	\$0.00	\$5,168.48		

For  
COLDWELL  
INTERMEDIAT



Filters: Cost Center Name Not One Of DoNotReport; Billing Period Equal To 201006

# elpaso

Energy CAP

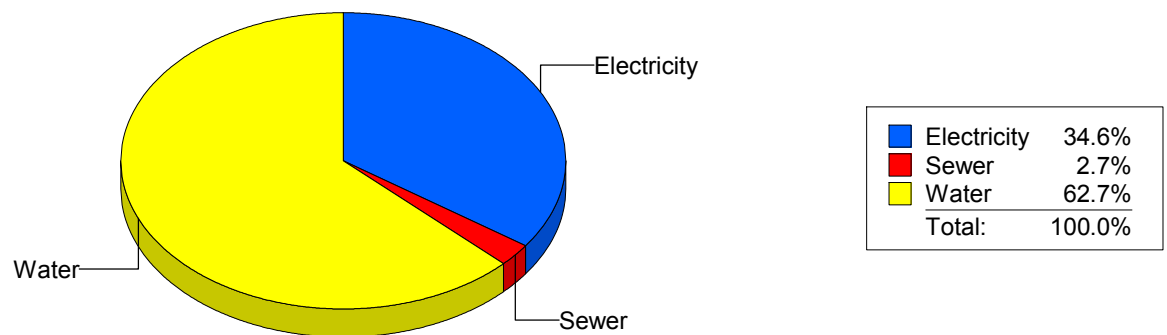
Cost Avoidance Program

## Cost Summary Graph

Grouped by Energy Type

Energy Type	Use	Units	Meter Cost	Special Charges	Total Cost	Avg Unit Cost	% of Total Cost
Site: COLLINS ELEMENTARY - COLLINS ELEMENTARY							
Electricity	33,070	KWH	\$4,809.12	\$0.00	\$4,809.12	0.1454	34.64%
Water	2,021	CCF	\$8,703.97	\$0.00	\$8,703.97	4.3068	62.69%
Sewer	184	CCF	\$371.29	\$0.00	\$371.29	2.0179	2.67%
Total Cost:			\$13,884.38	\$0.00	\$13,884.38		

For COLLINS  
ELEMENTARY



Filters: Cost Center Name Not One Of DoNotReport; Billing Period Equal To 201006

# elpaso

Energy CAP

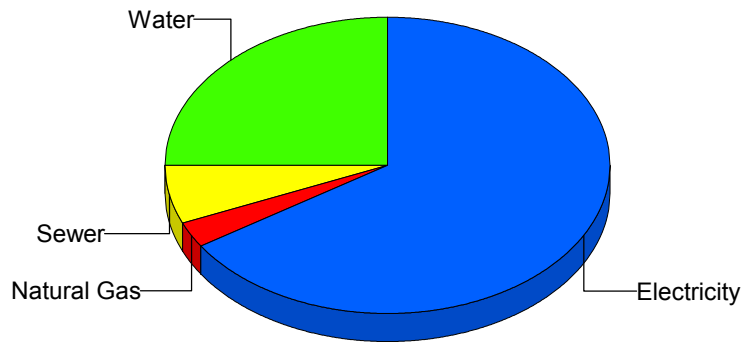
Cost Avoidance Program

## Cost Summary Graph

Grouped by Energy Type

Energy Type	Use	Units	Meter Cost	Special Charges	Total Cost	Avg Unit Cost	% of Total Cost
Site: COOLEY ELEMENTARY SC - COOLEY ELEMENTARY SC							
Electricity	41,800	KWH	\$6,346.43	\$0.00	\$6,346.43	0.1518	65.70%
Natural Gas	416	CCF	\$282.80	\$0.00	\$282.80	0.6798	2.93%
Water	723	CCF	\$2,402.18	\$0.00	\$2,402.18	3.3225	24.87%
Sewer	249	CCF	\$627.80	\$0.00	\$627.80	2.5213	6.50%
Total Cost:			\$9,659.21	\$0.00	\$9,659.21		

For COOLEY  
ELEMENTARY  
SC



Electricity	65.7%
Natural Gas	2.9%
Sewer	6.5%
Water	24.9%
Total:	100.0%

Filters: Cost Center Name Not One Of DoNotReport; Billing Period Equal To 201006

# elpaso

Energy CAP

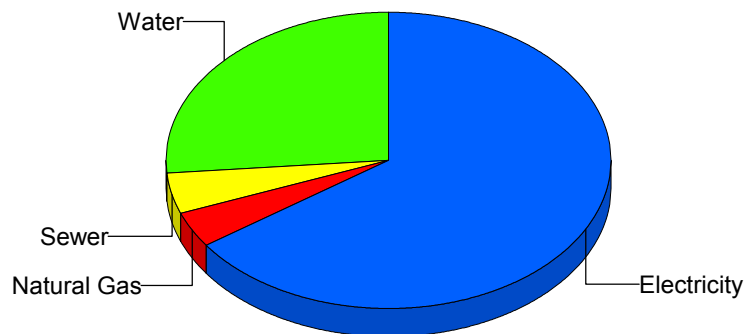
Cost Avoidance Program

## Cost Summary Graph

Grouped by Energy Type

Energy Type	Use	Units	Meter Cost	Special Charges	Total Cost	Avg Unit Cost	% of Total Cost
Site: CORONADO HIGH SCHOOL - CORONADO HIGH SCHOOL							
Electricity	170,662	KWH	\$18,206.45	\$0.00	\$18,206.45	0.1067	65.37%
Natural Gas	1,525	CCF	\$1,019.69	\$0.00	\$1,019.69	0.6686	3.66%
Water	4,080	CCF	\$7,375.69	\$0.00	\$7,375.69	1.8078	26.48%
Sewer	752	CCF	\$1,249.45	\$0.00	\$1,249.45	1.6615	4.49%
Total Cost:			\$27,851.28	\$0.00	\$27,851.28		

For  
CORONADO  
HIGH SCHOOL



Electricity	65.4%
Natural Gas	3.7%
Sewer	4.5%
Water	26.5%
Total:	100.0%

Filters: Cost Center Name Not One Of DoNotReport; Billing Period Equal To 201006

# elpaso

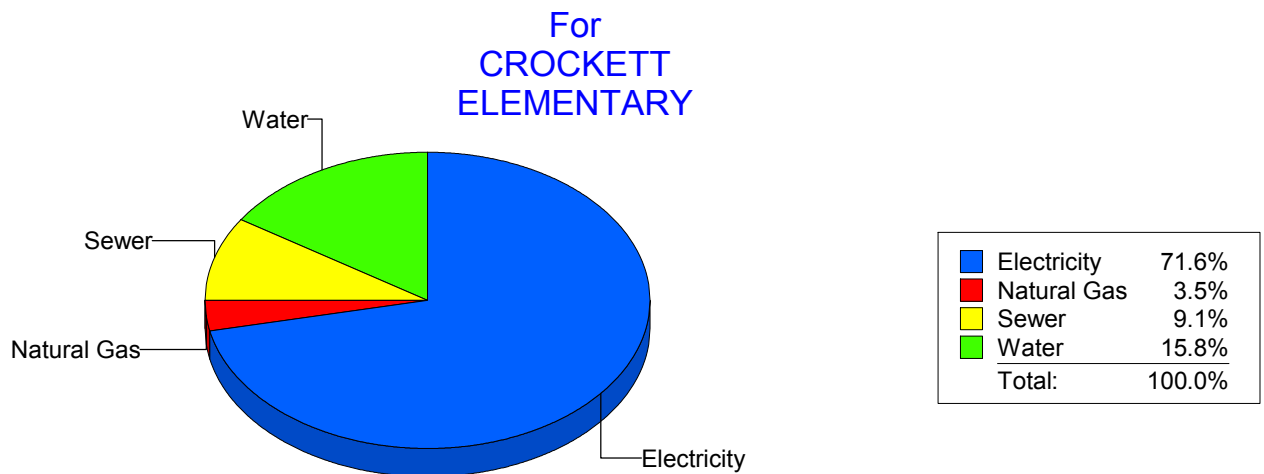
Energy CAP

Cost Avoidance Program

## Cost Summary Graph

Grouped by Energy Type

Energy Type	Use	Units	Meter Cost	Special Charges	Total Cost	Avg Unit Cost	% of Total Cost
Site: CROCKETT - CROCKETT ELEMENTARY							
Electricity	15,000	KWH	\$3,244.46	\$0.00	\$3,244.46	0.2163	71.63%
Natural Gas	218	CCF	\$158.66	\$0.00	\$158.66	0.7278	3.50%
Water	308	CCF	\$713.62	\$0.00	\$713.62	2.3169	15.75%
Sewer	227	CCF	\$412.77	\$0.00	\$412.77	1.8184	9.11%
Total Cost:			\$4,529.51	\$0.00	\$4,529.51		



Filters: Cost Center Name Not One Of DoNotReport; Billing Period Equal To 201006

# el Paso

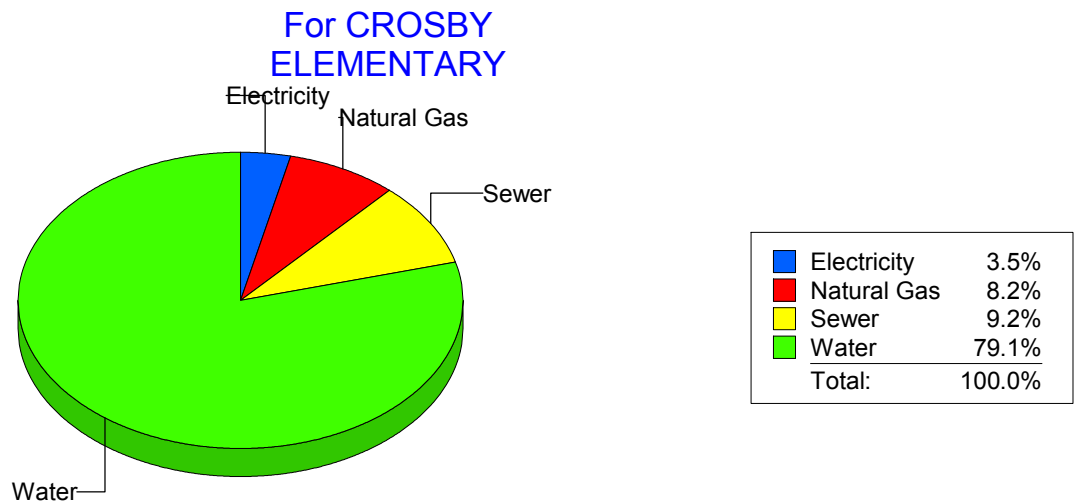
Energy CAP

Cost Avoidance Program

## Cost Summary Graph

Grouped by Energy Type

Energy Type	Use	Units	Meter Cost	Special Charges	Total Cost	Avg Unit Cost	% of Total Cost
Site: CROSBY ELEMENTARY - CROSBY ELEMENTARY							
Electricity	476	KWH	\$85.32	\$0.00	\$85.32	0.1792	3.48%
Natural Gas	233	CCF	\$201.45	\$0.00	\$201.45	0.8646	8.22%
Water	494	CCF	\$1,938.03	\$0.00	\$1,938.03	3.9231	79.12%
Sewer	79	CCF	\$224.81	\$0.00	\$224.81	2.8457	9.18%
Total Cost:			\$2,449.61	\$0.00	\$2,449.61		



Filters: Cost Center Name Not One Of DoNotReport; Billing Period Equal To 201006

# elpaso

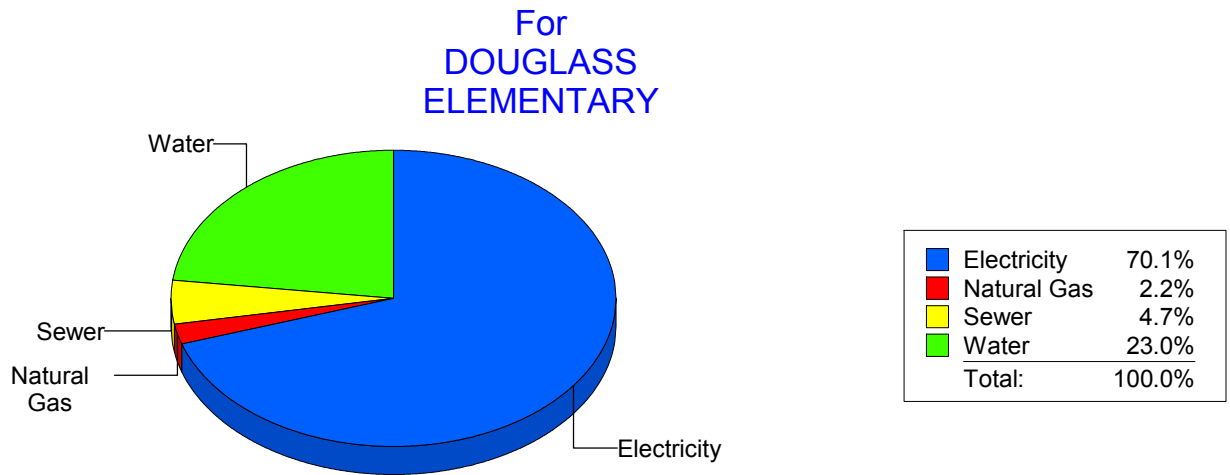
Energy CAP

Cost Avoidance Program

## Cost Summary Graph

Grouped by Energy Type

Energy Type	Use	Units	Meter Cost	Special Charges	Total Cost	Avg Unit Cost	% of Total Cost
Site: DOUGLASS ELEMENTARY - DOUGLASS ELEMENTARY							
Electricity	37,632	KWH	\$4,582.12	\$0.00	\$4,582.12	0.1218	70.08%
Natural Gas	141	CCF	\$143.63	\$0.00	\$143.63	1.0187	2.20%
Water	439	CCF	\$1,503.43	\$0.00	\$1,503.43	3.4247	23.00%
Sewer	108	CCF	\$308.84	\$0.00	\$308.84	2.8596	4.72%
Total Cost:			\$6,538.02	\$0.00	\$6,538.02		



Filters: Cost Center Name Not One Of DoNotReport; Billing Period Equal To 201006



# elpaso

Energy CAP

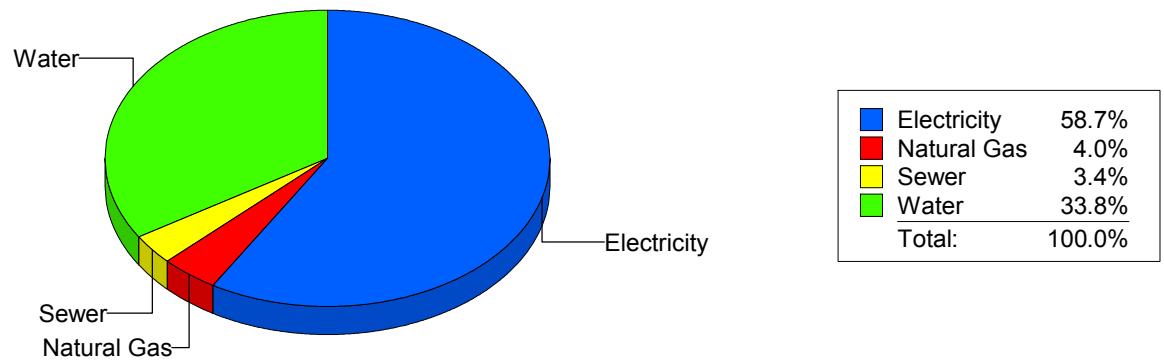
Cost Avoidance Program

## Cost Summary Graph

Grouped by Energy Type

Energy Type	Use	Units	Meter Cost	Special Charges	Total Cost	Avg Unit Cost	% of Total Cost
Site: DOWELL ELEMENTARY - DOWELL ELEMENTARY							
Electricity	12,021	KWH	\$2,703.45	\$0.00	\$2,703.45	0.2249	58.69%
Natural Gas	262	CCF	\$186.18	\$0.00	\$186.18	0.7106	4.04%
Water	701	CCF	\$1,558.28	\$0.00	\$1,558.28	2.2229	33.83%
Sewer	86	CCF	\$158.70	\$0.00	\$158.70	1.8453	3.45%
Total Cost:			\$4,606.61	\$0.00	\$4,606.61		

For DOWELL  
ELEMENTARY



Filters: Cost Center Name Not One Of DoNotReport; Billing Period Equal To 201006

# elpaso

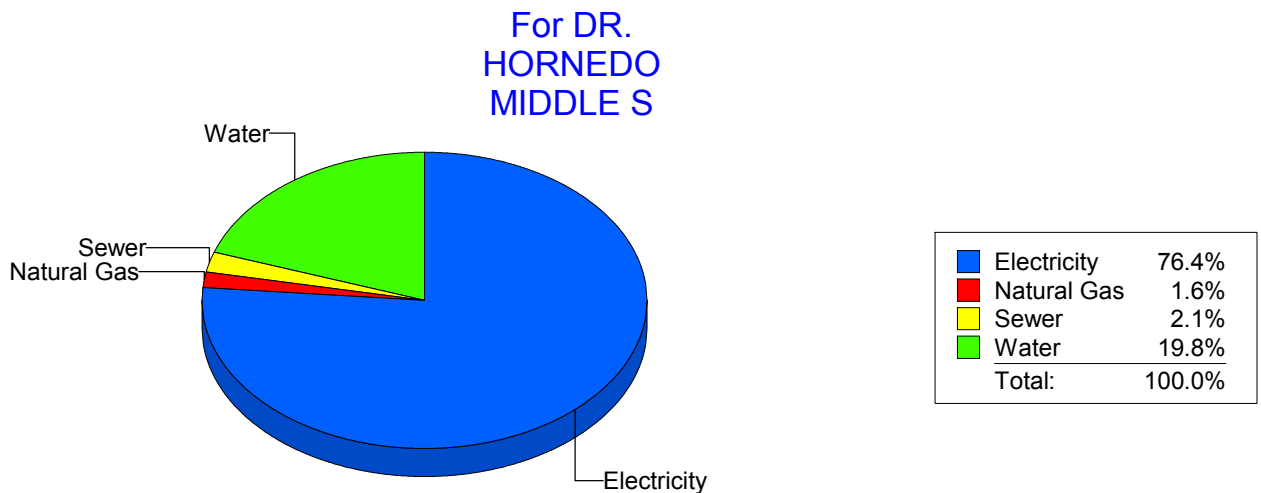
Energy CAP

Cost Avoidance Program

## Cost Summary Graph

Grouped by Energy Type

Energy Type	Use	Units	Meter Cost	Special Charges	Total Cost	Avg Unit Cost	% of Total Cost
Site: DR. HORNEDO MIDDLE S - DR. HORNEDO MIDDLE S							
Electricity	176,000	KWH	\$16,102.41	\$0.00	\$16,102.41	0.0915	76.41%
Natural Gas	510	CCF	\$341.54	\$0.00	\$341.54	0.6697	1.62%
Water	3,703	CCF	\$4,177.77	\$0.00	\$4,177.77	1.1282	19.83%
Sewer	188	CCF	\$450.71	\$0.00	\$450.71	2.3974	2.14%
Total Cost:			\$21,072.43	\$0.00	\$21,072.43		



Filters: Cost Center Name Not One Of DoNotReport; Billing Period Equal To 201006

# elpaso

Energy CAP

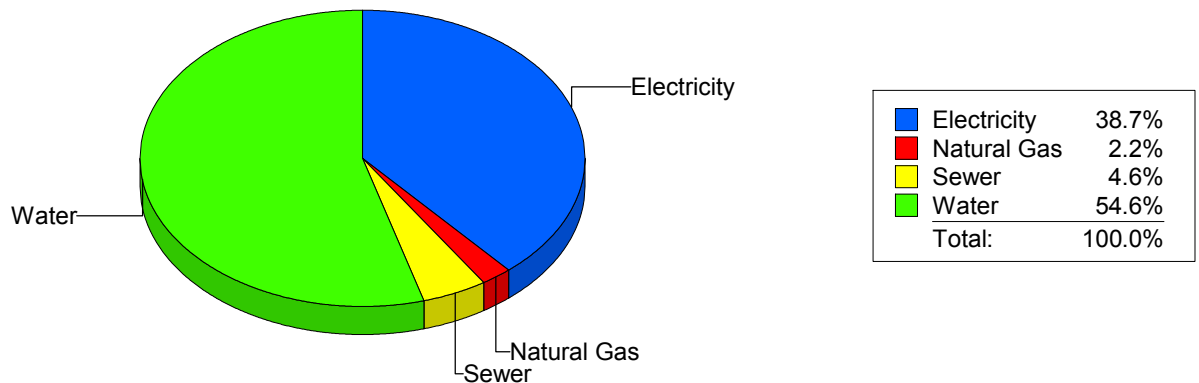
Cost Avoidance Program

## Cost Summary Graph

Grouped by Energy Type

Energy Type	Use	Units	Meter Cost	Special Charges	Total Cost	Avg Unit Cost	% of Total Cost
Site: DR. L.A. NIXON ELEME - DR. L.A. NIXON ELEME							
Electricity	26,140	KWH	\$4,198.94	\$0.00	\$4,198.94	0.1606	38.69%
Natural Gas	292	CCF	\$238.44	\$0.00	\$238.44	0.8166	2.20%
Water	1,457	CCF	\$5,920.67	\$0.00	\$5,920.67	4.0636	54.56%
Sewer	193	CCF	\$494.44	\$0.00	\$494.44	2.5619	4.56%
Total Cost:			\$10,852.49	\$0.00	\$10,852.49		

For DR. L.A.  
NIXON ELEME



Filters: Cost Center Name Not One Of DoNotReport; Billing Period Equal To 201006

# elpaso

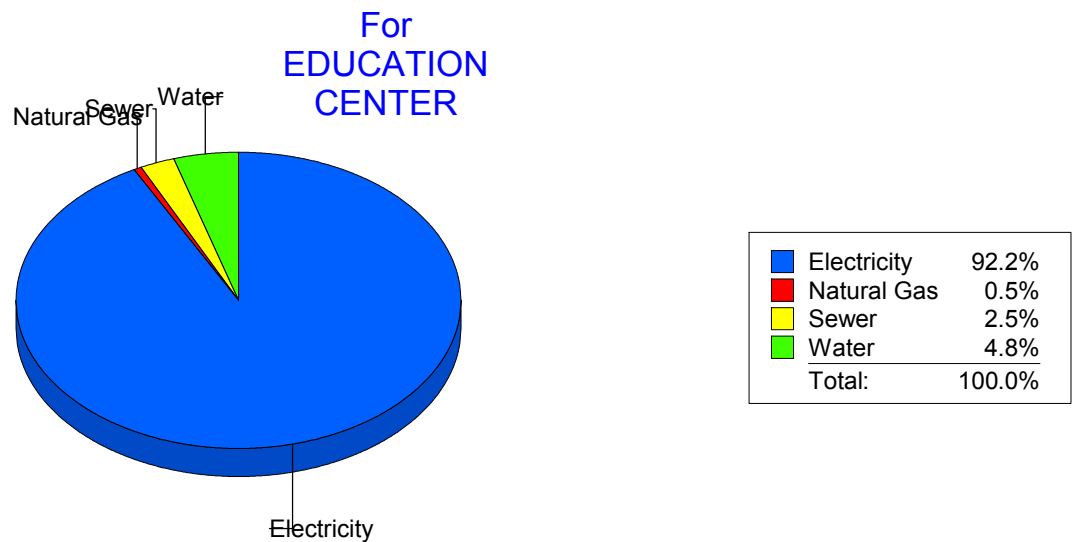
Energy CAP

Cost Avoidance Program

## Cost Summary Graph

Grouped by Energy Type

Energy Type	Use	Units	Meter Cost	Special Charges	Total Cost	Avg Unit Cost	% of Total Cost
Site: EDUCATION CENTER - EDUCATION CENTER							
Electricity	322,825	KWH	\$31,561.92	\$0.00	\$31,561.92	0.0978	92.21%
Natural Gas	236	CCF	\$169.94	\$0.00	\$169.94	0.7201	0.50%
Water	697	CCF	\$1,647.77	\$0.00	\$1,647.77	2.3641	4.81%
Sewer	373	CCF	\$847.52	\$0.00	\$847.52	2.2722	2.48%
Total Cost:			\$34,227.15	\$0.00	\$34,227.15		



Filters: Cost Center Name Not One Of DoNotReport; Billing Period Equal To 201006

# elpaso

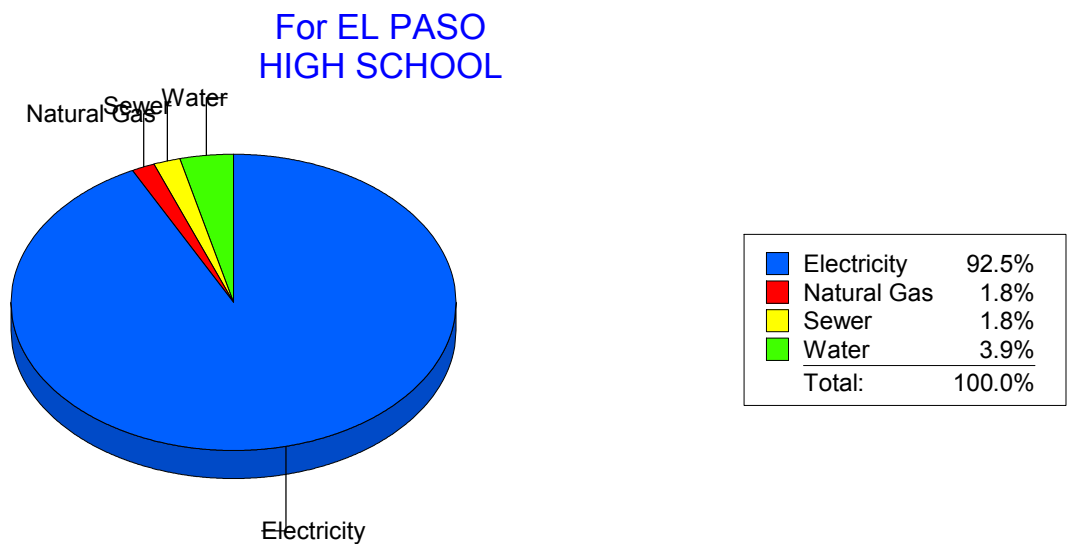
Energy CAP

Cost Avoidance Program

## Cost Summary Graph

Grouped by Energy Type

Energy Type	Use	Units	Meter Cost	Special Charges	Total Cost	Avg Unit Cost	% of Total Cost
Site: EL PASO HIGH SCHOOL - EL PASO HIGH SCHOOL							
Electricity	158,382	KWH	\$34,580.04	\$0.00	\$34,580.04	0.2183	92.48%
Natural Gas	799	CCF	\$668.78	\$0.00	\$668.78	0.8370	1.79%
Water	642	CCF	\$1,464.93	\$0.00	\$1,464.93	2.2818	3.92%
Sewer	258	CCF	\$677.22	\$0.00	\$677.22	2.6249	1.81%
Total Cost:			\$37,390.97	\$0.00	\$37,390.97		



Filters: Cost Center Name Not One Of DoNotReport; Billing Period Equal To 201006

# elpaso

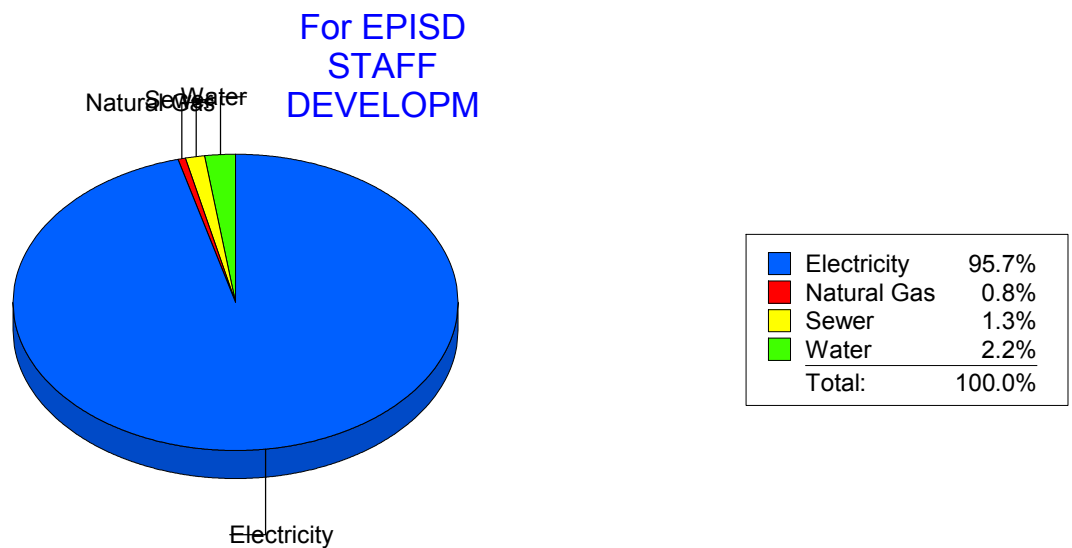
Energy CAP

Cost Avoidance Program

## Cost Summary Graph

Grouped by Energy Type

Energy Type	Use	Units	Meter Cost	Special Charges	Total Cost	Avg Unit Cost	% of Total Cost
Site: EPISD STAFF DEVELOPM - EPISD STAFF DEVELOPM							
Electricity	49,160	KWH	\$5,237.24	\$0.00	\$5,237.24	0.1065	95.71%
Natural Gas	21	CCF	\$44.16	\$0.00	\$44.16	2.1029	0.81%
Water	33	CCF	\$119.79	\$0.00	\$119.79	3.6300	2.19%
Sewer	17	CCF	\$71.07	\$0.00	\$71.07	4.1806	1.30%
Total Cost:			\$5,472.26	\$0.00	\$5,472.26		



Filters: Cost Center Name Not One Of DoNotReport; Billing Period Equal To 201006

# elpaso

Energy CAP

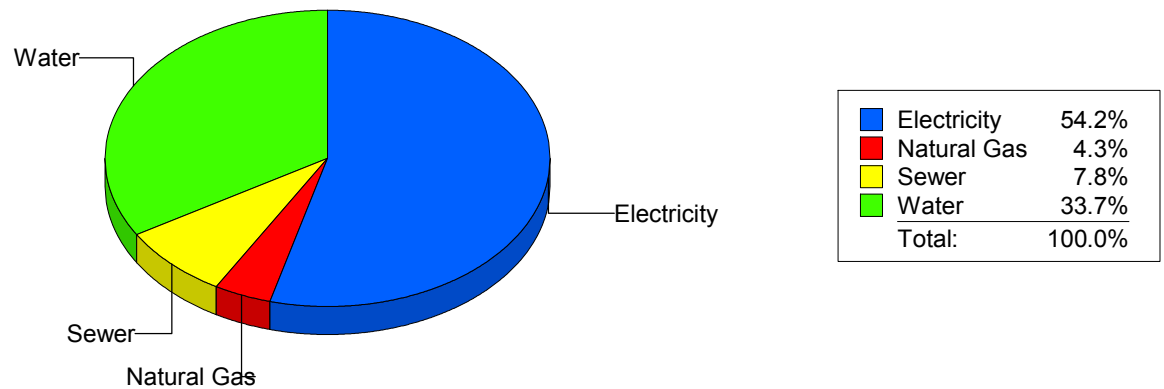
Cost Avoidance Program

## Cost Summary Graph

Grouped by Energy Type

Energy Type	Use	Units	Meter Cost	Special Charges	Total Cost	Avg Unit Cost	% of Total Cost
Site: FANNIN ELEMENTARY - FANNIN ELEMENTARY							
Electricity	19,092	KWH	\$2,895.80	\$0.00	\$2,895.80	0.1517	54.17%
Natural Gas	230	CCF	\$229.98	\$0.00	\$229.98	0.9999	4.30%
Water	792	CCF	\$1,804.11	\$0.00	\$1,804.11	2.2779	33.75%
Sewer	170	CCF	\$415.75	\$0.00	\$415.75	2.4456	7.78%
Total Cost:			\$5,345.64	\$0.00	\$5,345.64		

For FANNIN  
ELEMENTARY



Filters: Cost Center Name Not One Of DoNotReport; Billing Period Equal To 201006

# elpaso

Energy CAP

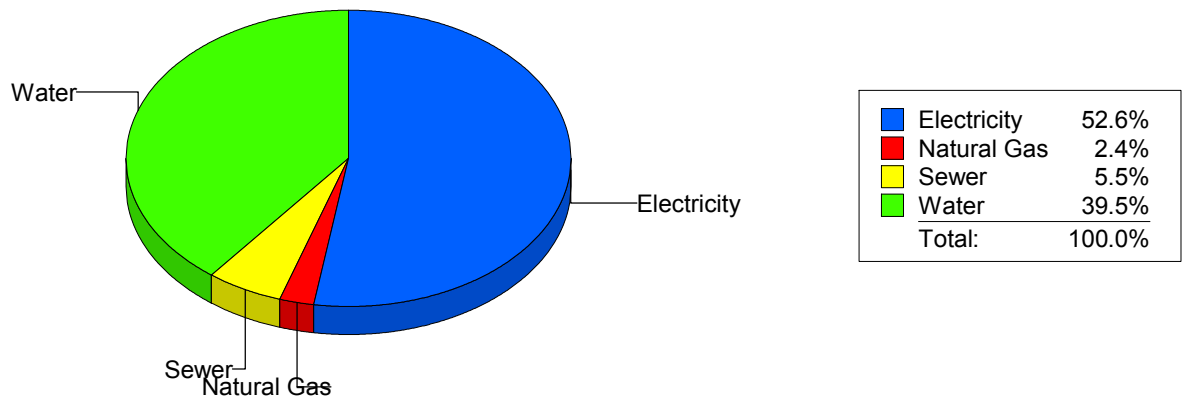
Cost Avoidance Program

## Cost Summary Graph

Grouped by Energy Type

Energy Type	Use	Units	Meter Cost	Special Charges	Total Cost	Avg Unit Cost	% of Total Cost
Site: FINE ARTS/MULTIMEDIA - FINE ARTS/MULTIMEDIA							
Electricity	8,370	KWH	\$1,084.36	\$0.00	\$1,084.36	0.1296	52.56%
Natural Gas	30	CCF	\$48.77	\$0.00	\$48.77	1.6257	2.36%
Water	216	CCF	\$815.84	\$0.00	\$815.84	3.7770	39.54%
Sewer	41	CCF	\$114.31	\$0.00	\$114.31	2.7880	5.54%
Total Cost:			\$2,063.28	\$0.00	\$2,063.28		

For FINE  
ARTS/MULTIMEDIA



Filters: Cost Center Name Not One Of DoNotReport; Billing Period Equal To 201006



# elpaso

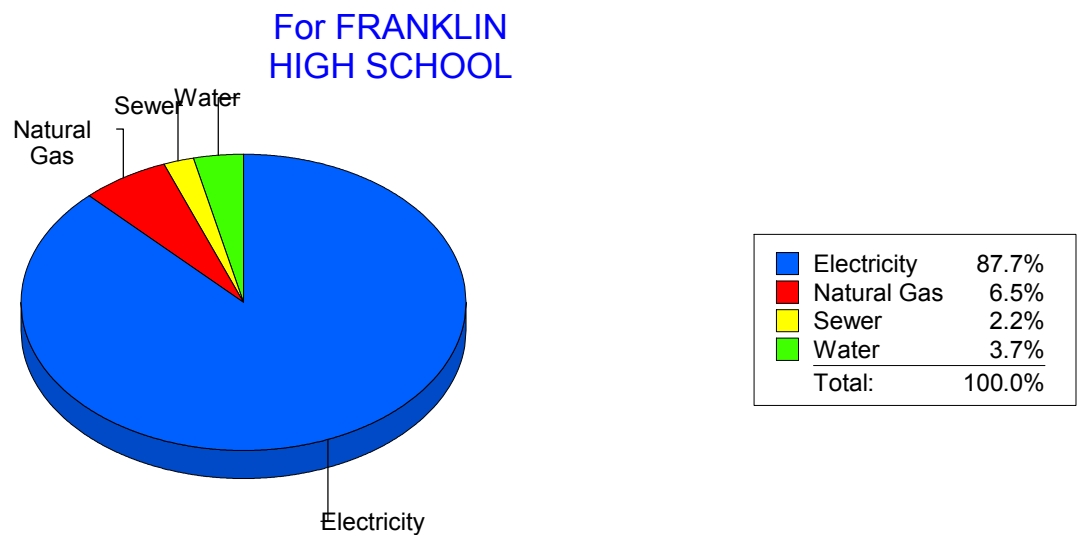
Energy CAP

Cost Avoidance Program

## Cost Summary Graph

Grouped by Energy Type

Energy Type	Use	Units	Meter Cost	Special Charges	Total Cost	Avg Unit Cost	% of Total Cost
Site: FRANKLIN HIGH SCHOOL - FRANKLIN HIGH SCHOOL							
Electricity	266,830	KWH	\$28,621.97	\$0.00	\$28,621.97	0.1073	87.67%
Natural Gas	3,381	CCF	\$2,108.90	\$0.00	\$2,108.90	0.6238	6.46%
Water	667	CCF	\$1,196.99	\$0.00	\$1,196.99	1.7946	3.67%
Sewer	401	CCF	\$721.22	\$0.00	\$721.22	1.7986	2.21%
Total Cost:			\$32,649.08	\$0.00	\$32,649.08		



Filters: Cost Center Name Not One Of DoNotReport; Billing Period Equal To 201006

# elpaso

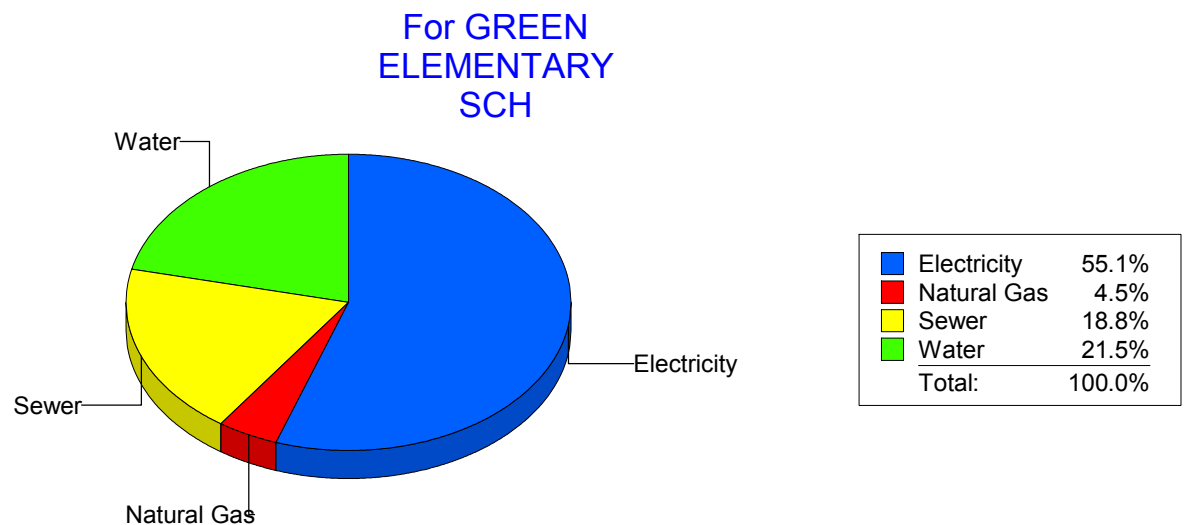
Energy CAP

Cost Avoidance Program

## Cost Summary Graph

Grouped by Energy Type

Energy Type	Use	Units	Meter Cost	Special Charges	Total Cost	Avg Unit Cost	% of Total Cost
Site: GREEN ELEMENTARY SCH - GREEN ELEMENTARY SCH							
Electricity	14,400	KWH	\$2,599.46	\$0.00	\$2,599.46	0.1805	55.15%
Natural Gas	252	CCF	\$213.36	\$0.00	\$213.36	0.8467	4.53%
Water	497	CCF	\$1,013.12	\$0.00	\$1,013.12	2.0385	21.49%
Sewer	483	CCF	\$887.60	\$0.00	\$887.60	1.8377	18.83%
Total Cost:			\$4,713.54	\$0.00	\$4,713.54		



Filters: Cost Center Name Not One Of DoNotReport; Billing Period Equal To 201006

# elpaso

Energy CAP

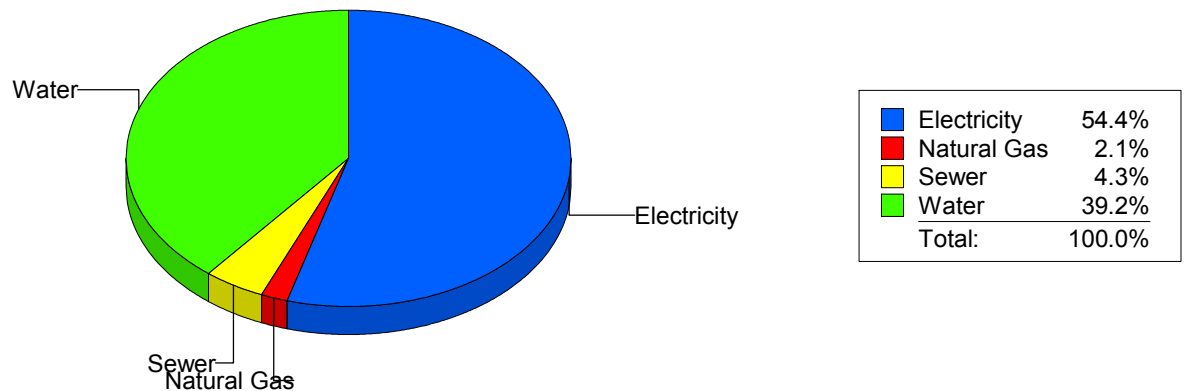
Cost Avoidance Program

## Cost Summary Graph

Grouped by Energy Type

Energy Type	Use	Units	Meter Cost	Special Charges	Total Cost	Avg Unit Cost	% of Total Cost
Site: GUILLEN MIDDLE SCHOO - GUILLEN MIDDLE SCHOO							
Electricity	58,619	KWH	\$6,232.68	\$0.00	\$6,232.68	0.1063	54.44%
Natural Gas	289	CCF	\$236.55	\$0.00	\$236.55	0.8185	2.07%
Water	1,542	CCF	\$4,487.03	\$0.00	\$4,487.03	2.9099	39.19%
Sewer	230	CCF	\$491.95	\$0.00	\$491.95	2.1389	4.30%
Total Cost:			\$11,448.21	\$0.00	\$11,448.21		

For GUILLEN  
MIDDLE  
SCHOO



Filters: Cost Center Name Not One Of DoNotReport; Billing Period Equal To 201006

# elpaso

Energy CAP

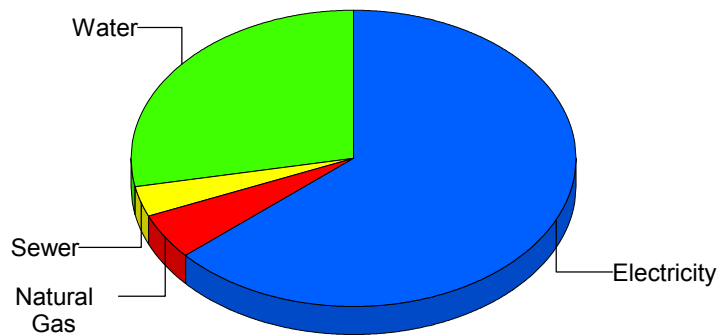
Cost Avoidance Program

## Cost Summary Graph

Grouped by Energy Type

Energy Type	Use	Units	Meter Cost	Special Charges	Total Cost	Avg Unit Cost	% of Total Cost
Site: H.E. CHARLES MIDDLE - H.E. CHARLES MIDDLE							
Electricity	58,800	KWH	\$7,999.73	\$0.00	\$7,999.73	0.1360	63.62%
Natural Gas	965	CCF	\$617.55	\$0.00	\$617.55	0.6399	4.91%
Water	937	CCF	\$3,533.90	\$0.00	\$3,533.90	3.7715	28.10%
Sewer	167	CCF	\$424.04	\$0.00	\$424.04	2.5392	3.37%
Total Cost:			\$12,575.22	\$0.00	\$12,575.22		

For H.E.  
CHARLES  
MIDDLE



Electricity	63.6%
Natural Gas	4.9%
Sewer	3.4%
Water	28.1%
Total:	100.0%

Filters: Cost Center Name Not One Of DoNotReport; Billing Period Equal To 201006

# elpaso

Energy CAP

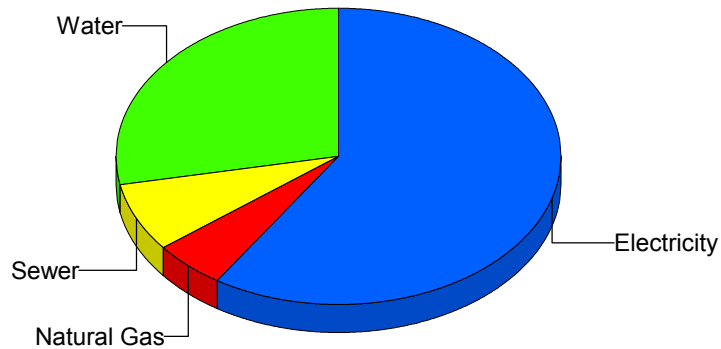
Cost Avoidance Program

## Cost Summary Graph

Grouped by Energy Type

Energy Type	Use	Units	Meter Cost	Special Charges	Total Cost	Avg Unit Cost	% of Total Cost
Site: HART ELEMENTARY SCHO - HART ELEMENTARY SCHO							
Electricity	11,791	KWH	\$2,369.86	\$0.00	\$2,369.86	0.2010	59.17%
Natural Gas	302	CCF	\$211.32	\$0.00	\$211.32	0.6997	5.28%
Water	372	CCF	\$1,126.73	\$0.00	\$1,126.73	3.0288	28.13%
Sewer	118	CCF	\$297.58	\$0.00	\$297.58	2.5219	7.43%
Total Cost:			\$4,005.49	\$0.00	\$4,005.49		

For HART  
ELEMENTARY  
SCHO



Electricity	59.2%
Natural Gas	5.3%
Sewer	7.4%
Water	28.1%
Total:	100.0%

Filters: Cost Center Name Not One Of DoNotReport; Billing Period Equal To 201006

# elpaso

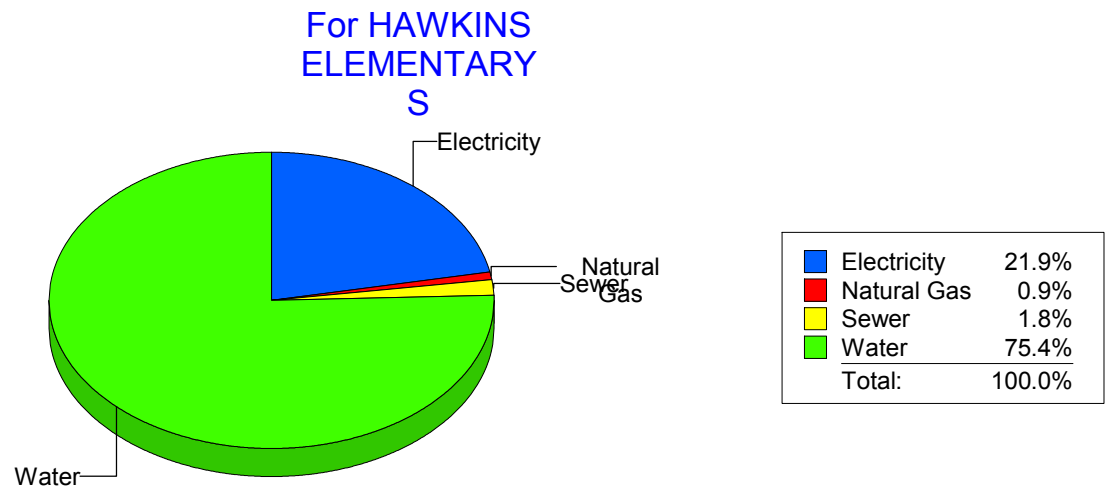
Energy CAP

Cost Avoidance Program

## Cost Summary Graph

Grouped by Energy Type

Energy Type	Use	Units	Meter Cost	Special Charges	Total Cost	Avg Unit Cost	% of Total Cost
Site: HAWKINS ELEMENTARY S - HAWKINS ELEMENTARY S							
Electricity	15,993	KWH	\$2,258.11	\$0.00	\$2,258.11	0.1412	21.93%
Natural Gas	109	CCF	\$90.32	\$0.00	\$90.32	0.8286	0.88%
Water	1,618	CCF	\$7,769.86	\$0.00	\$7,769.86	4.8021	75.45%
Sewer	44	CCF	\$180.36	\$0.00	\$180.36	4.0991	1.75%
Total Cost:			\$10,298.65	\$0.00	\$10,298.65		



Filters: Cost Center Name Not One Of DoNotReport; Billing Period Equal To 201006

# elpaso

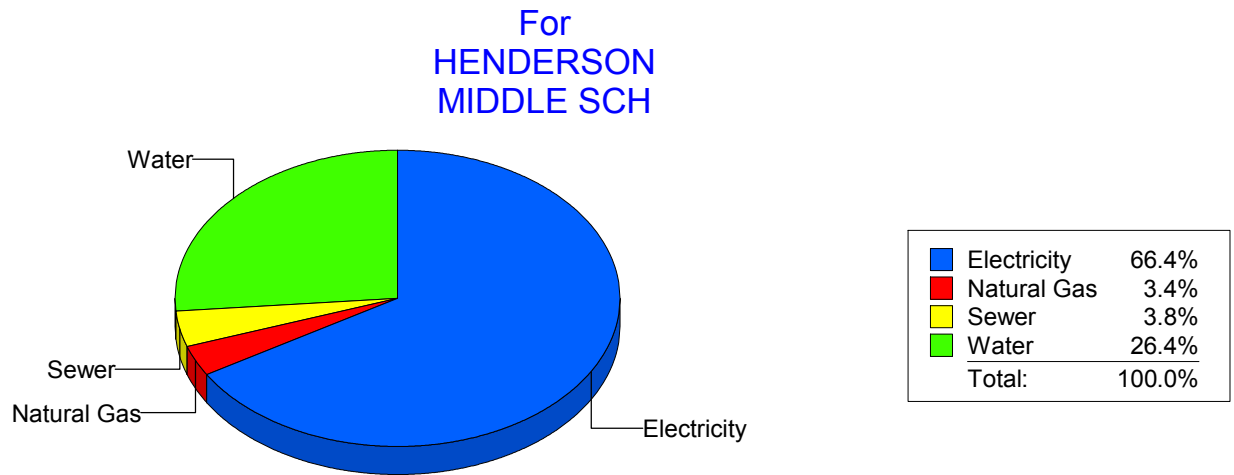
Energy CAP

Cost Avoidance Program

## Cost Summary Graph

Grouped by Energy Type

Energy Type	Use	Units	Meter Cost	Special Charges	Total Cost	Avg Unit Cost	% of Total Cost
Site: HENDERSON MIDDLE SCH - HENDERSON MIDDLE SCH							
Electricity	34,125	KWH	\$5,435.02	\$0.00	\$5,435.02	0.1593	66.44%
Natural Gas	403	CCF	\$274.65	\$0.00	\$274.65	0.6815	3.36%
Water	894	CCF	\$2,161.68	\$0.00	\$2,161.68	2.4180	26.43%
Sewer	194	CCF	\$308.62	\$0.00	\$308.62	1.5908	3.77%
Total Cost:			\$8,179.97	\$0.00	\$8,179.97		



Filters: Cost Center Name Not One Of DoNotReport; Billing Period Equal To 201006

# elpaso

Energy CAP

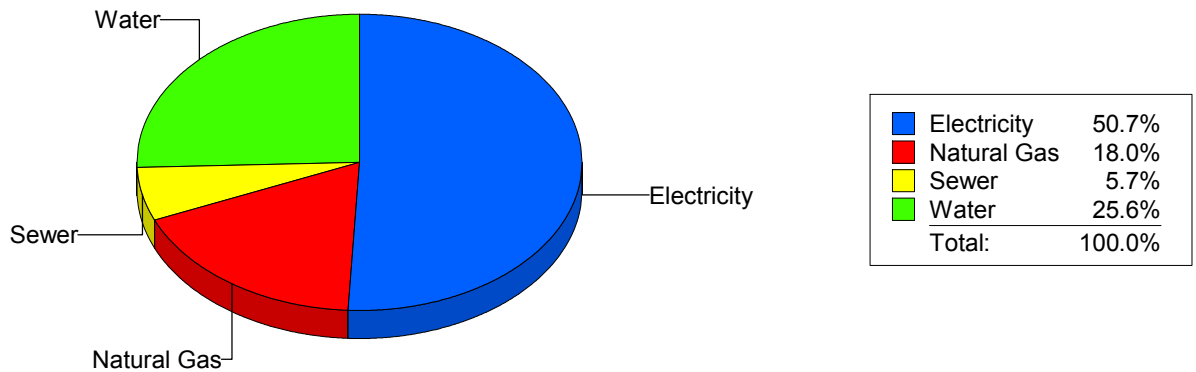
Cost Avoidance Program

## Cost Summary Graph

Grouped by Energy Type

Energy Type	Use	Units	Meter Cost	Special Charges	Total Cost	Avg Unit Cost	% of Total Cost
Site: HERCULES COTTAGES - HERCULES COTTAGES							
Electricity	2,692 KWH		\$477.10	\$0.00	\$477.10	0.1772	50.71%
Natural Gas	5 CCF		\$169.46	\$0.00	\$169.46	33.8920	18.01%
Water	69 CCF		\$241.05	\$0.00	\$241.05	3.4935	25.62%
Sewer	18 CCF		\$53.19	\$0.00	\$53.19	2.9550	5.65%
Total Cost:			\$940.80	\$0.00	\$940.80		

### For HERCULES COTTAGES



Filters: Cost Center Name Not One Of DoNotReport; Billing Period Equal To 201006



# el Paso

Energy CAP

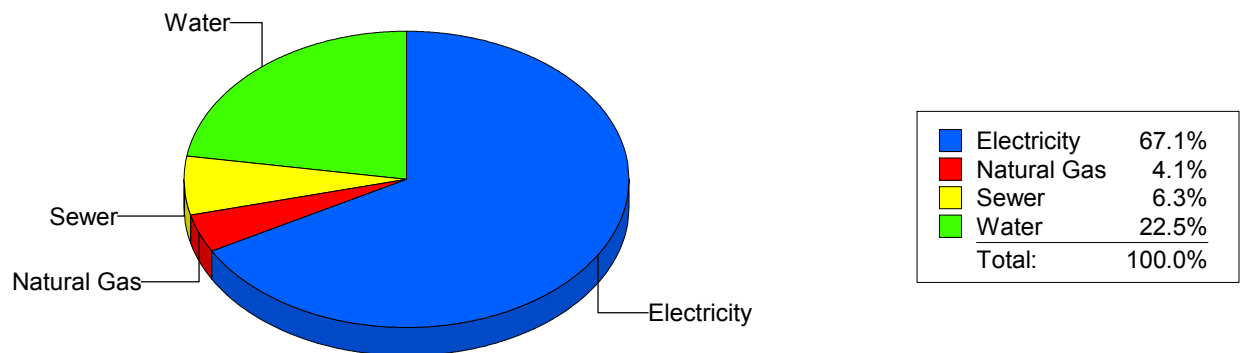
Cost Avoidance Program

## Cost Summary Graph

Grouped by Energy Type

Energy Type	Use	Units	Meter Cost	Special Charges	Total Cost	Avg Unit Cost	% of Total Cost
Site: HERRERA - HERRERA ELEMENTARY							
Electricity	45,200	KWH	\$5,928.23	\$0.00	\$5,928.23	0.1312	67.05%
Natural Gas	551	CCF	\$366.40	\$0.00	\$366.40	0.6650	4.14%
Water	549	CCF	\$1,991.37	\$0.00	\$1,991.37	3.6273	22.52%
Sewer	270	CCF	\$554.85	\$0.00	\$554.85	2.0550	6.28%
Total Cost:			\$8,840.85	\$0.00	\$8,840.85		

For HERRERA  
ELEMENTARY



Filters: Cost Center Name Not One Of DoNotReport; Billing Period Equal To 201006

# elpaso

Energy CAP

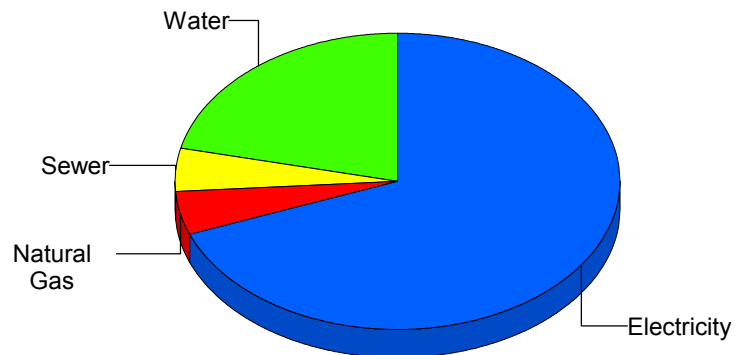
Cost Avoidance Program

## Cost Summary Graph

Grouped by Energy Type

Energy Type	Use	Units	Meter Cost	Special Charges	Total Cost	Avg Unit Cost	% of Total Cost
Site: HILLSIDE ELEMENTARY - HILLSIDE ELEMENTARY							
Electricity	31,482	KWH	\$4,775.66	\$0.00	\$4,775.66	0.1517	69.14%
Natural Gas	357	CCF	\$333.13	\$0.00	\$333.13	0.9331	4.82%
Water	400	CCF	\$1,485.60	\$0.00	\$1,485.60	3.7140	21.51%
Sewer	89	CCF	\$312.88	\$0.00	\$312.88	3.5155	4.53%
Total Cost:			\$6,907.27	\$0.00	\$6,907.27		

For HILLSIDE  
ELEMENTARY



Electricity	69.1%
Natural Gas	4.8%
Sewer	4.5%
Water	21.5%
Total:	100.0%

Filters: Cost Center Name Not One Of DoNotReport; Billing Period Equal To 201006

elpaso

Energy CAP

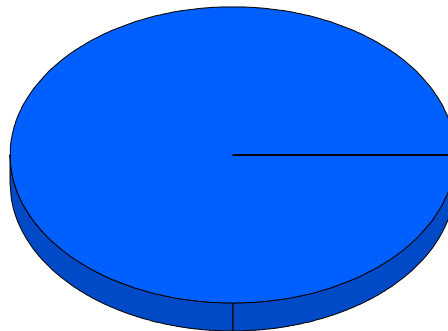
Cost Avoidance Program

## Cost Summary Graph

Grouped by Energy Type

Energy Type	Use	Units	Meter Cost	Special Charges	Total Cost	Avg Unit Cost	% of Total Cost
Site: 882 - HONDO PASS COTTAGES							
Natural Gas		0 CCF	\$33.38	\$0.00	\$33.38	0.0000	100.00%
Total Cost:			\$33.38	\$0.00	\$33.38		

For HONDO  
PASS  
COTTAGES



Natural Gas

■	Natural Gas	100.0%
	Total:	100.0%

Filters: Cost Center Name Not One Of DoNotReport; Billing Period Equal To 201006

# elpaso

Energy CAP

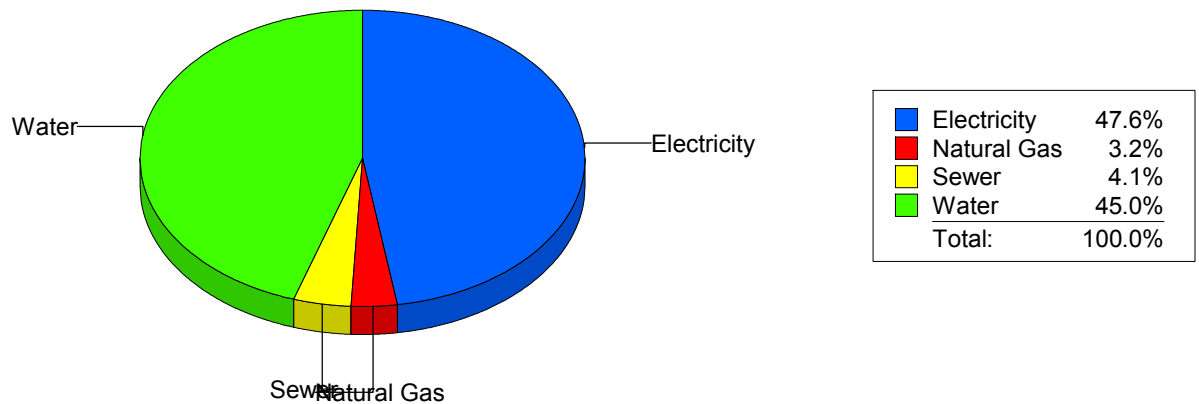
Cost Avoidance Program

## Cost Summary Graph

Grouped by Energy Type

Energy Type	Use	Units	Meter Cost	Special Charges	Total Cost	Avg Unit Cost	% of Total Cost
Site: HOUSTON INTERMEDIATE - HOUSTON INTERMEDIATE							
Electricity	24,400	KWH	\$3,245.00	\$0.00	\$3,245.00	0.1330	47.64%
Natural Gas	209	CCF	\$219.55	\$0.00	\$219.55	1.0505	3.22%
Water	673	CCF	\$3,067.82	\$0.00	\$3,067.82	4.5584	45.03%
Sewer	55	CCF	\$279.81	\$0.00	\$279.81	5.0875	4.11%
Total Cost:			\$6,812.18	\$0.00	\$6,812.18		

For HOUSTON  
INTERMEDIATE



Filters: Cost Center Name Not One Of DoNotReport; Billing Period Equal To 201006

# elpaso

Energy CAP

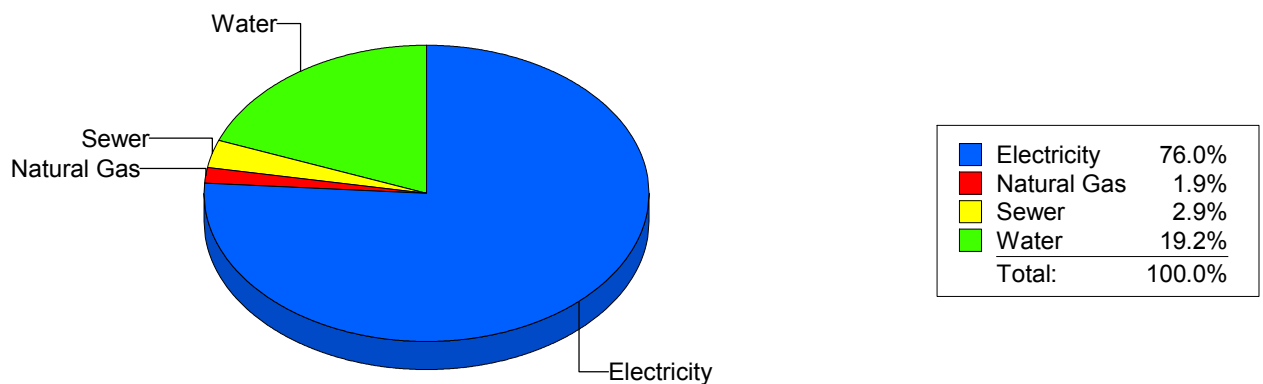
Cost Avoidance Program

## Cost Summary Graph

Grouped by Energy Type

Energy Type	Use	Units	Meter Cost	Special Charges	Total Cost	Avg Unit Cost	% of Total Cost
Site: MOYE - HR MOYE							
Electricity	38,400	KWH	\$8,360.75	\$0.00	\$8,360.75	0.2177	75.99%
Natural Gas	294	CCF	\$206.31	\$0.00	\$206.31	0.7017	1.88%
Water	454	CCF	\$2,112.72	\$0.00	\$2,112.72	4.6536	19.20%
Sewer	87	CCF	\$322.44	\$0.00	\$322.44	3.7062	2.93%
Total Cost:			\$11,002.22	\$0.00	\$11,002.22		

For HR MOYE



Filters: Cost Center Name Not One Of DoNotReport; Billing Period Equal To 201006

# elpaso

Energy CAP

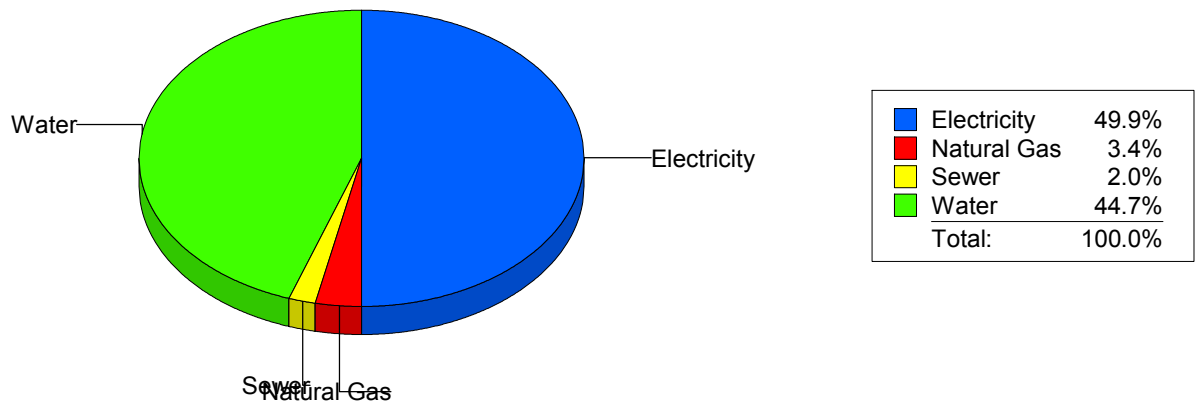
Cost Avoidance Program

## Cost Summary Graph

Grouped by Energy Type

Energy Type	Use	Units	Meter Cost	Special Charges	Total Cost	Avg Unit Cost	% of Total Cost
Site: HUGHEY ELEMENTARY SC - HUGHEY ELEMENTARY SC							
Electricity	16,120	KWH	\$3,447.65	\$0.00	\$3,447.65	0.2139	49.91%
Natural Gas	336	CCF	\$232.65	\$0.00	\$232.65	0.6924	3.37%
Water	710	CCF	\$3,089.62	\$0.00	\$3,089.62	4.3516	44.73%
Sewer	58	CCF	\$137.17	\$0.00	\$137.17	2.3650	1.99%
Total Cost:			\$6,907.09	\$0.00	\$6,907.09		

For HUGHEY  
ELEMENTARY  
SC



Filters: Cost Center Name Not One Of DoNotReport; Billing Period Equal To 201006

# elpaso

Energy CAP

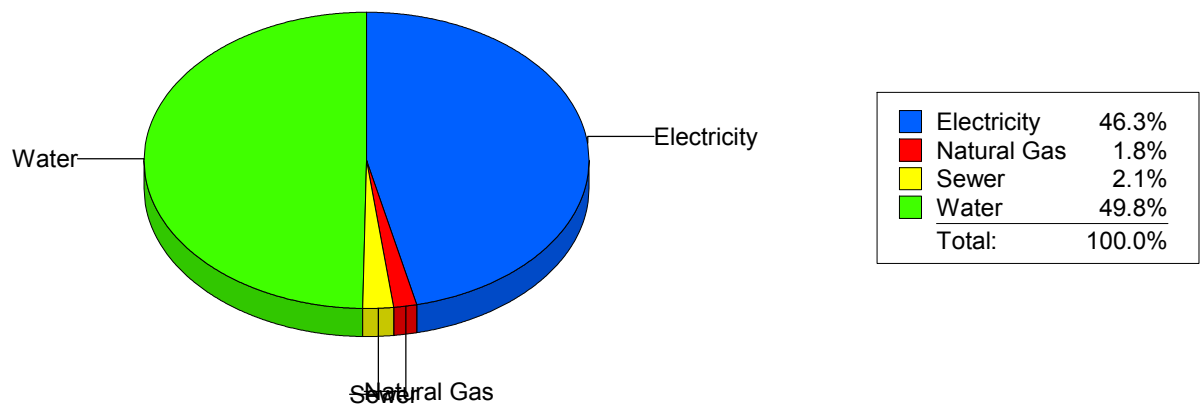
Cost Avoidance Program

## Cost Summary Graph

Grouped by Energy Type

Energy Type	Use	Units	Meter Cost	Special Charges	Total Cost	Avg Unit Cost	% of Total Cost
Site: IRVIN HIGH SCHOOL - IRVIN HIGH SCHOOL							
Electricity	95,792	KWH	\$12,369.36	\$0.00	\$12,369.36	0.1291	46.27%
Natural Gas	696	CCF	\$487.75	\$0.00	\$487.75	0.7008	1.82%
Water	3,222	CCF	\$13,300.02	\$0.00	\$13,300.02	4.1279	49.76%
Sewer	343	CCF	\$573.22	\$0.00	\$573.22	1.6712	2.14%
Total Cost:			\$26,730.35	\$0.00	\$26,730.35		

For IRVIN HIGH SCHOOL



Filters: Cost Center Name Not One Of DoNotReport; Billing Period Equal To 201006

# elpaso

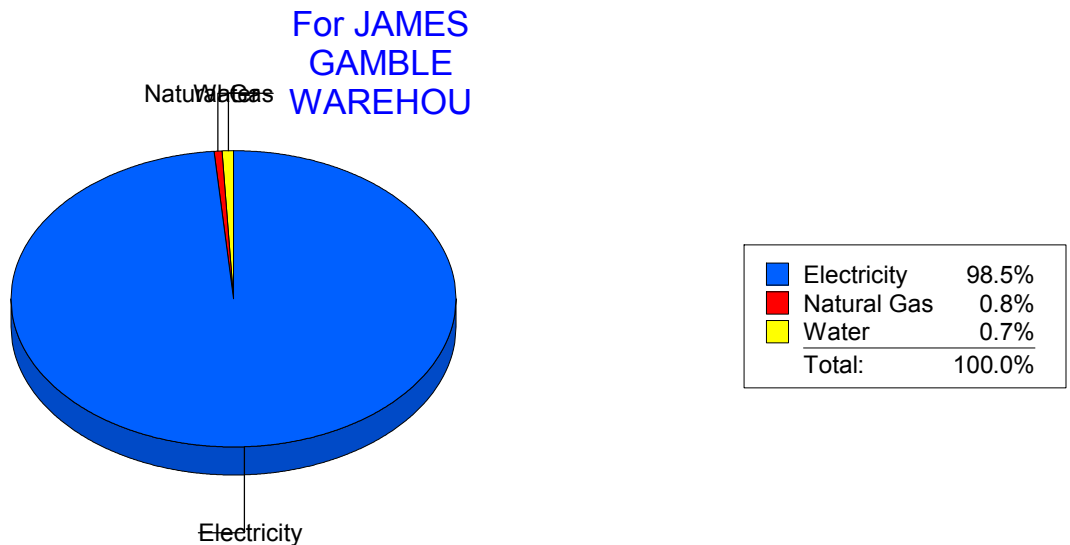
Energy CAP

Cost Avoidance Program

## Cost Summary Graph

Grouped by Energy Type

Energy Type	Use	Units	Meter Cost	Special Charges	Total Cost	Avg Unit Cost	% of Total Cost
Site: JAMES GAMBLE WAREHOU - JAMES GAMBLE WAREHOU							
Electricity	39,600	KWH	\$4,776.61	\$0.00	\$4,776.61	0.1206	98.48%
Natural Gas	8	CCF	\$37.57	\$0.00	\$37.57	4.6963	0.77%
Water	0	CCF	\$36.36	\$0.00	\$36.36	0.0000	0.75%
Total Cost:			\$4,850.54	\$0.00	\$4,850.54		



Filters: Cost Center Name Not One Of DoNotReport; Billing Period Equal To 201006



# elpaso

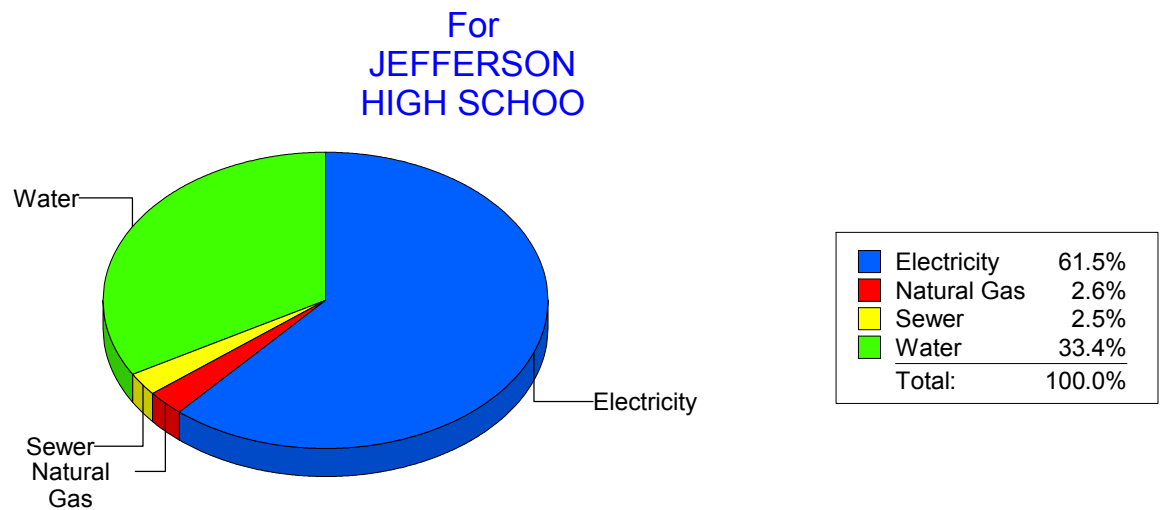
Energy CAP

Cost Avoidance Program

## Cost Summary Graph

Grouped by Energy Type

Energy Type	Use	Units	Meter Cost	Special Charges	Total Cost	Avg Unit Cost	% of Total Cost
Site: JEFFERSON HIGH SCHOO - JEFFERSON HIGH SCHOO							
Electricity	121,848	KWH	\$14,466.08	\$0.00	\$14,466.08	0.1187	61.52%
Natural Gas	591	CCF	\$601.07	\$0.00	\$601.07	1.0170	2.56%
Water	2,197	CCF	\$7,864.30	\$0.00	\$7,864.30	3.5796	33.44%
Sewer	188	CCF	\$583.31	\$0.00	\$583.31	3.1027	2.48%
Total Cost:			\$23,514.76	\$0.00	\$23,514.76		



Filters: Cost Center Name Not One Of DoNotReport; Billing Period Equal To 201006

# elpaso

Energy CAP

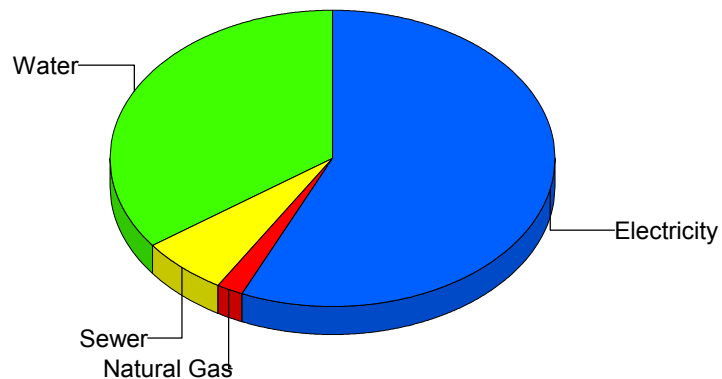
Cost Avoidance Program

## Cost Summary Graph

Grouped by Energy Type

Energy Type	Use	Units	Meter Cost	Special Charges	Total Cost	Avg Unit Cost	% of Total Cost
Site: KOHLBERG ELEMENTARY - KOHLBERG ELEMENTARY							
Electricity	26,600	KWH	\$4,523.46	\$0.00	\$4,523.46	0.1701	56.78%
Natural Gas	209	CCF	\$153.01	\$0.00	\$153.01	0.7321	1.92%
Water	903	CCF	\$2,791.26	\$0.00	\$2,791.26	3.0911	35.03%
Sewer	246	CCF	\$499.51	\$0.00	\$499.51	2.0305	6.27%
Total Cost:			\$7,967.24	\$0.00	\$7,967.24		

For  
KOHLBERG  
ELEMENTARY



Electricity	56.8%
Natural Gas	1.9%
Sewer	6.3%
Water	35.0%
Total:	100.0%

Filters: Cost Center Name Not One Of DoNotReport; Billing Period Equal To 201006

# elpaso

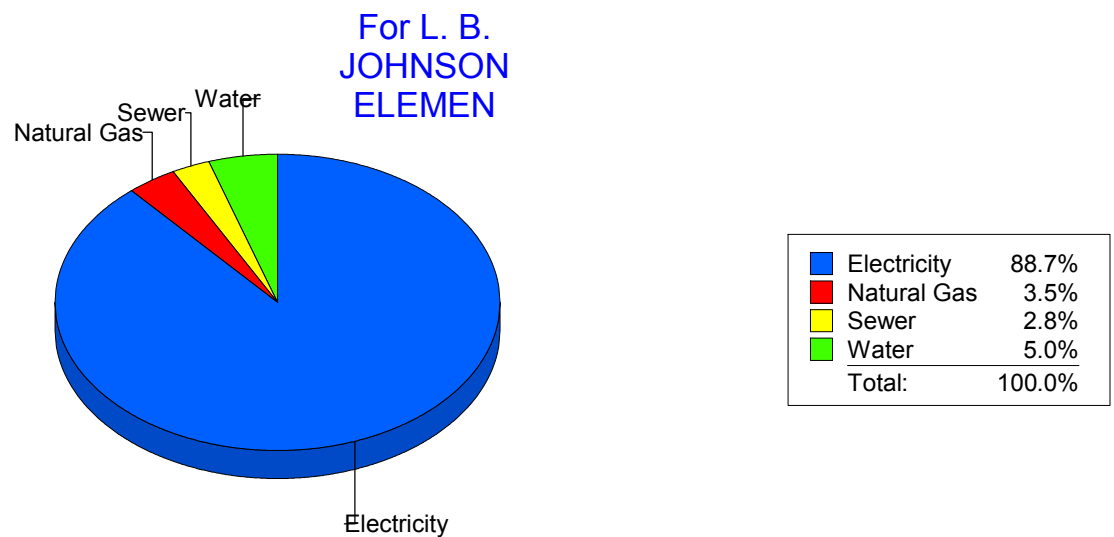
Energy CAP

Cost Avoidance Program

## Cost Summary Graph

Grouped by Energy Type

Energy Type	Use	Units	Meter Cost	Special Charges	Total Cost	Avg Unit Cost	% of Total Cost
Site: L. B. JOHNSON ELEMEN - L. B. JOHNSON ELEMEN							
Electricity	98,500	KWH	\$9,752.60	\$0.00	\$9,752.60	0.0990	88.71%
Natural Gas	530	CCF	\$386.12	\$0.00	\$386.12	0.7285	3.51%
Water	363	CCF	\$548.06	\$0.00	\$548.06	1.5098	4.99%
Sewer	117	CCF	\$306.52	\$0.00	\$306.52	2.6198	2.79%
Total Cost:			\$10,993.30	\$0.00	\$10,993.30		



Filters: Cost Center Name Not One Of DoNotReport; Billing Period Equal To 201006

# elpaso

Energy CAP

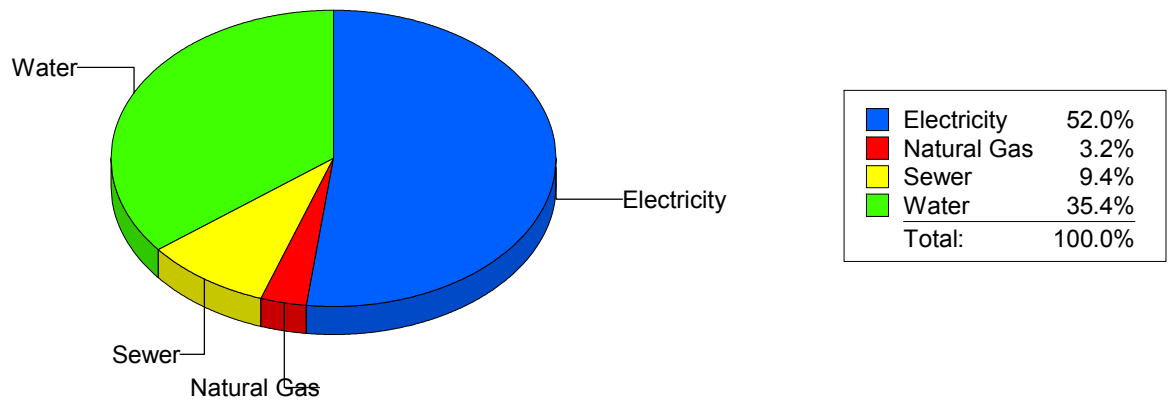
Cost Avoidance Program

## Cost Summary Graph

Grouped by Energy Type

Energy Type	Use	Units	Meter Cost	Special Charges	Total Cost	Avg Unit Cost	% of Total Cost
Site: LAMAR ELEMENTARY SCH - LAMAR ELEMENTARY SCH							
Electricity	18,000	KWH	\$3,298.21	\$0.00	\$3,298.21	0.1832	51.99%
Natural Gas	180	CCF	\$201.59	\$0.00	\$201.59	1.1199	3.18%
Water	672	CCF	\$2,248.91	\$0.00	\$2,248.91	3.3466	35.45%
Sewer	203	CCF	\$595.27	\$0.00	\$595.27	2.9324	9.38%
Total Cost:			\$6,343.98	\$0.00	\$6,343.98		

For LAMAR  
ELEMENTARY  
SCH



Filters: Cost Center Name Not One Of DoNotReport; Billing Period Equal To 201006

# elpaso

Energy CAP

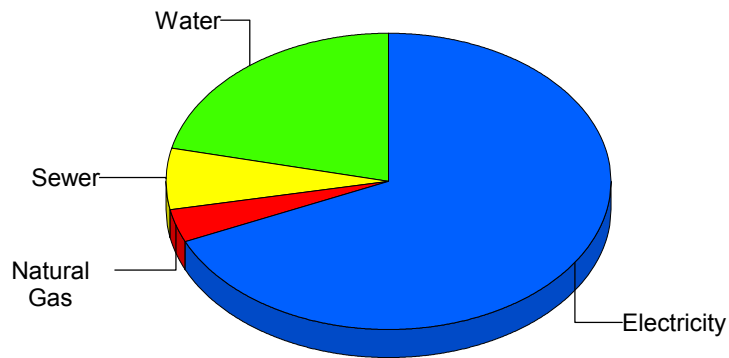
Cost Avoidance Program

## Cost Summary Graph

Grouped by Energy Type

Energy Type	Use	Units	Meter Cost	Special Charges	Total Cost	Avg Unit Cost	% of Total Cost
Site: LEE ELEMENTARY - LEE ELEMENTARY							
Electricity	27,512	KWH	\$4,224.90	\$0.00	\$4,224.90	0.1536	68.47%
Natural Gas	232	CCF	\$219.48	\$0.00	\$219.48	0.9460	3.56%
Water	501	CCF	\$1,322.32	\$0.00	\$1,322.32	2.6394	21.43%
Sewer	104	CCF	\$403.62	\$0.00	\$403.62	3.8810	6.54%
Total Cost:			\$6,170.32	\$0.00	\$6,170.32		

For LEE  
ELEMENTARY



Electricity	68.5%
Natural Gas	3.6%
Sewer	6.5%
Water	21.4%
Total:	100.0%

Filters: Cost Center Name Not One Of DoNotReport; Billing Period Equal To 201006

# elpaso

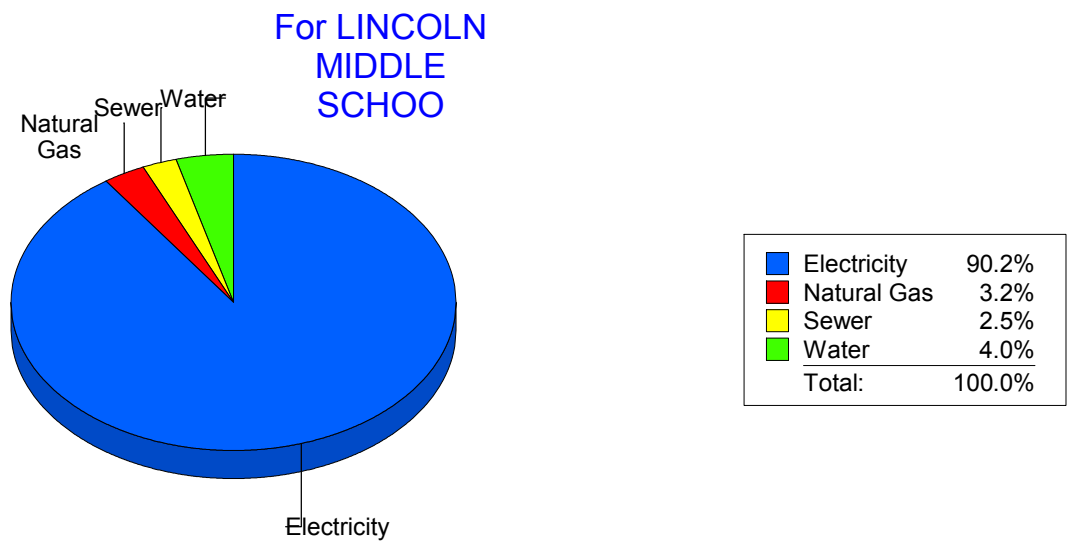
Energy CAP

Cost Avoidance Program

## Cost Summary Graph

Grouped by Energy Type

Energy Type	Use	Units	Meter Cost	Special Charges	Total Cost	Avg Unit Cost	% of Total Cost
Site: LINCOLN MIDDLE SCHOO - LINCOLN MIDDLE SCHOO							
Electricity	92,100	KWH	\$12,460.49	\$0.00	\$12,460.49	0.1353	90.18%
Natural Gas	687	CCF	\$448.91	\$0.00	\$448.91	0.6534	3.25%
Water	286	CCF	\$559.39	\$0.00	\$559.39	1.9559	4.05%
Sewer	166	CCF	\$348.43	\$0.00	\$348.43	2.0990	2.52%
Total Cost:			\$13,817.22	\$0.00	\$13,817.22		



Filters: Cost Center Name Not One Of DoNotReport; Billing Period Equal To 201006

# elpaso

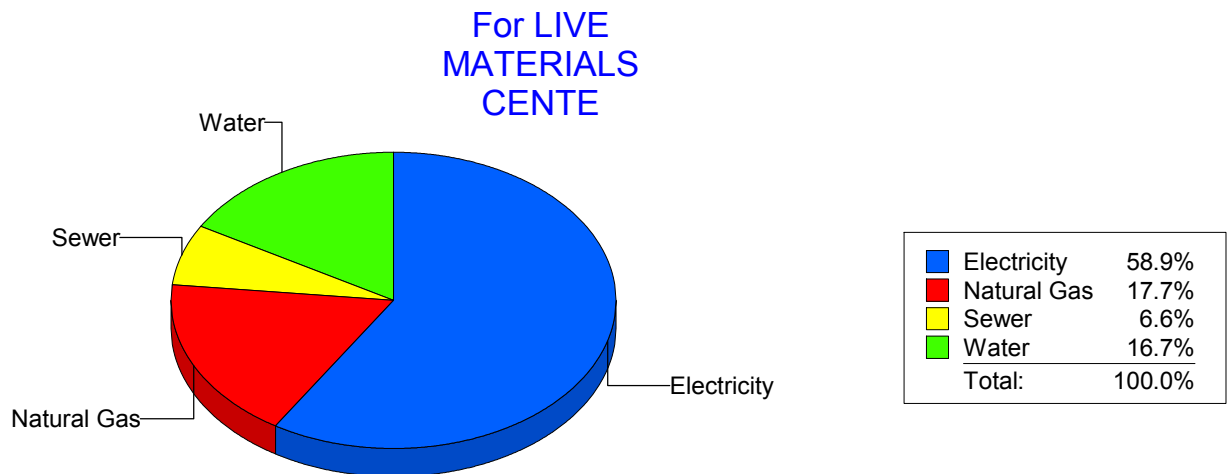
Energy CAP

Cost Avoidance Program

## Cost Summary Graph

Grouped by Energy Type

Energy Type	Use	Units	Meter Cost	Special Charges	Total Cost	Avg Unit Cost	% of Total Cost
Site: LIVE MATERIALS CENTE - LIVE MATERIALS CENTE							
Electricity	1,475	KWH	\$247.64	\$0.00	\$247.64	0.1679	58.92%
Natural Gas	15	CCF	\$74.45	\$0.00	\$74.45	4.9633	17.71%
Water	22	CCF	\$70.37	\$0.00	\$70.37	3.1986	16.74%
Sewer	6	CCF	\$27.84	\$0.00	\$27.84	4.6400	6.62%
Total Cost:			\$420.30	\$0.00	\$420.30		



Filters: Cost Center Name Not One Of DoNotReport; Billing Period Equal To 201006

# elpaso

Energy CAP

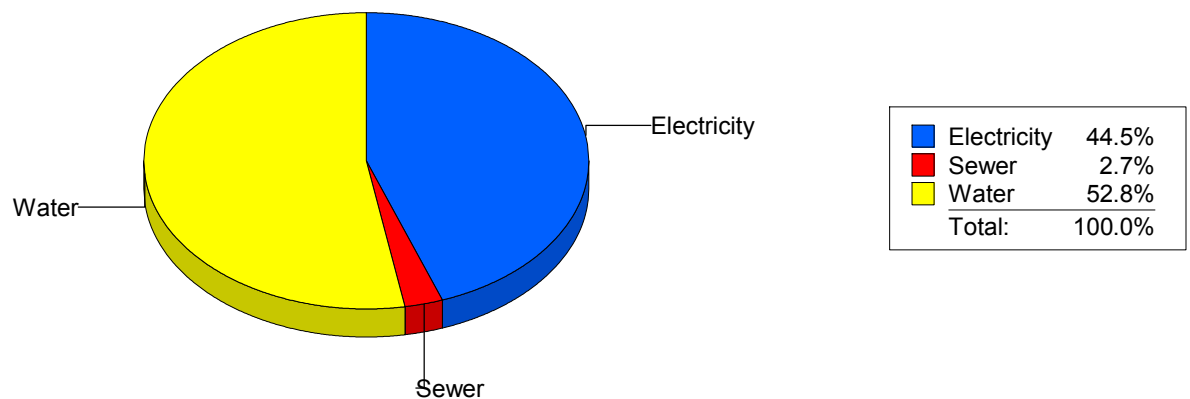
Cost Avoidance Program

## Cost Summary Graph

Grouped by Energy Type

Energy Type	Use	Units	Meter Cost	Special Charges	Total Cost	Avg Unit Cost	% of Total Cost
Site: LOGAN ELEMENTARY - LOGAN ELEMENTARY							
Electricity	11,380	KWH	\$2,537.16	\$0.00	\$2,537.16	0.2229	44.49%
Water	714	CCF	\$3,011.81	\$0.00	\$3,011.81	4.2182	52.81%
Sewer	72	CCF	\$153.68	\$0.00	\$153.68	2.1344	2.69%
Total Cost:			\$5,702.65	\$0.00	\$5,702.65		

For LOGAN  
ELEMENTARY



Filters: Cost Center Name Not One Of DoNotReport; Billing Period Equal To 201006



# elpaso

Energy CAP

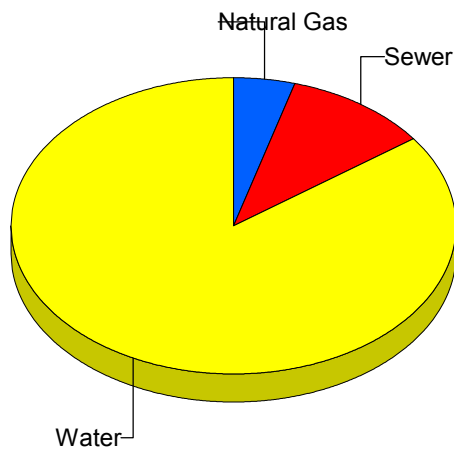
Cost Avoidance Program

## Cost Summary Graph

Grouped by Energy Type

Energy Type	Use	Units	Meter Cost	Special Charges	Total Cost	Avg Unit Cost	% of Total Cost
Site: LUNDY - LUNDY							
Natural Gas	133	CCF	\$134.97	\$0.00	\$134.97	1.0148	4.42%
Water	637	CCF	\$2,597.92	\$0.00	\$2,597.92	4.0784	85.06%
Sewer	86	CCF	\$321.17	\$0.00	\$321.17	3.7345	10.52%
Total Cost:			\$3,054.06	\$0.00	\$3,054.06		

For LUNDY



Natural Gas	4.4%
Sewer	10.5%
Water	85.1%
Total:	100.0%

Filters: Cost Center Name Not One Of DoNotReport; Billing Period Equal To 201006

# elpaso

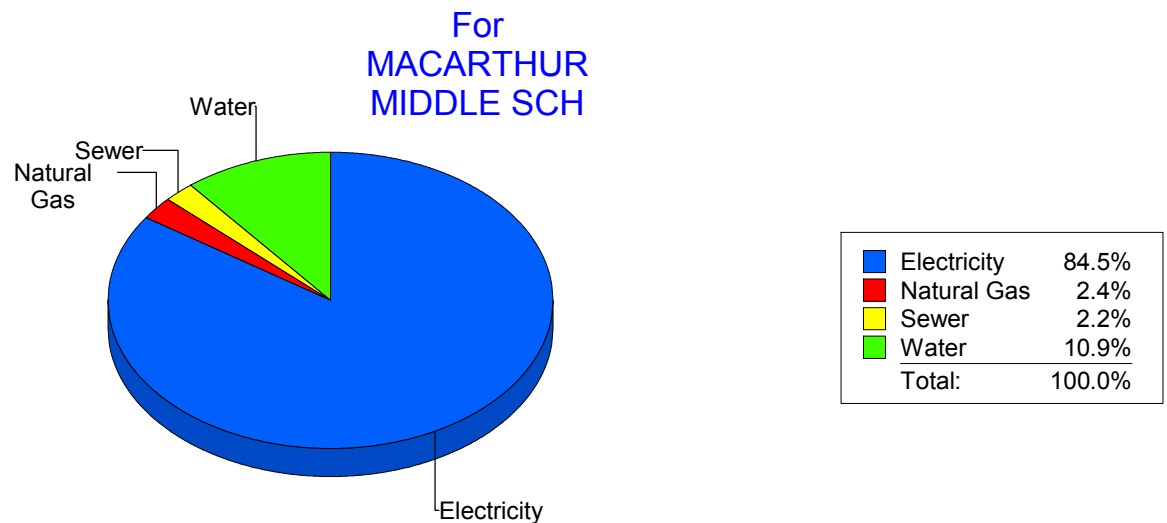
Energy CAP

Cost Avoidance Program

## Cost Summary Graph

Grouped by Energy Type

Energy Type	Use	Units	Meter Cost	Special Charges	Total Cost	Avg Unit Cost	% of Total Cost
Site: MACARTHUR MIDDLE SCH - MACARTHUR MIDDLE SCH							
Electricity	66,000	KWH	\$10,159.98	\$0.00	\$10,159.98	0.1539	84.46%
Natural Gas	423	CCF	\$287.20	\$0.00	\$287.20	0.6790	2.39%
Water	415	CCF	\$1,312.44	\$0.00	\$1,312.44	3.1625	10.91%
Sewer	104	CCF	\$269.69	\$0.00	\$269.69	2.5932	2.24%
Total Cost:			\$12,029.31	\$0.00	\$12,029.31		



Filters: Cost Center Name Not One Of DoNotReport; Billing Period Equal To 201006

# elpaso

Energy CAP

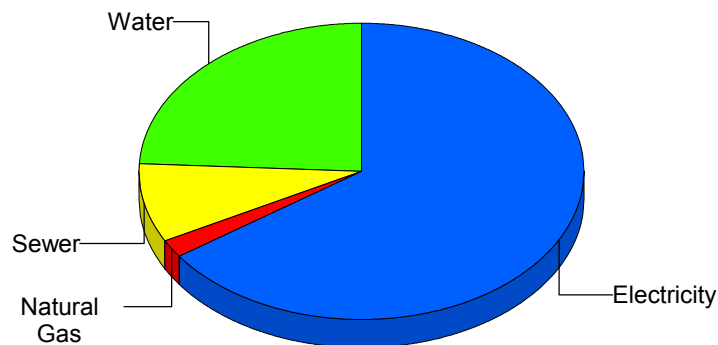
Cost Avoidance Program

## Cost Summary Graph

Grouped by Energy Type

Energy Type	Use	Units	Meter Cost	Special Charges	Total Cost	Avg Unit Cost	% of Total Cost
Site: MAGOFFIN MIDDLE SCHO - MAGOFFIN MIDDLE SCHO							
Electricity	13,099	KWH	\$2,234.87	\$0.00	\$2,234.87	0.1706	65.30%
Natural Gas	67	CCF	\$67.72	\$0.00	\$67.72	1.0107	1.98%
Water	221	CCF	\$825.46	\$0.00	\$825.46	3.7351	24.12%
Sewer	65	CCF	\$294.50	\$0.00	\$294.50	4.5308	8.60%
Total Cost:			\$3,422.55	\$0.00	\$3,422.55		

For MAGOFFIN  
MIDDLE SCHO



Electricity	65.3%
Natural Gas	2.0%
Sewer	8.6%
Water	24.1%
Total:	100.0%

Filters: Cost Center Name Not One Of DoNotReport; Billing Period Equal To 201006

**elpaso**

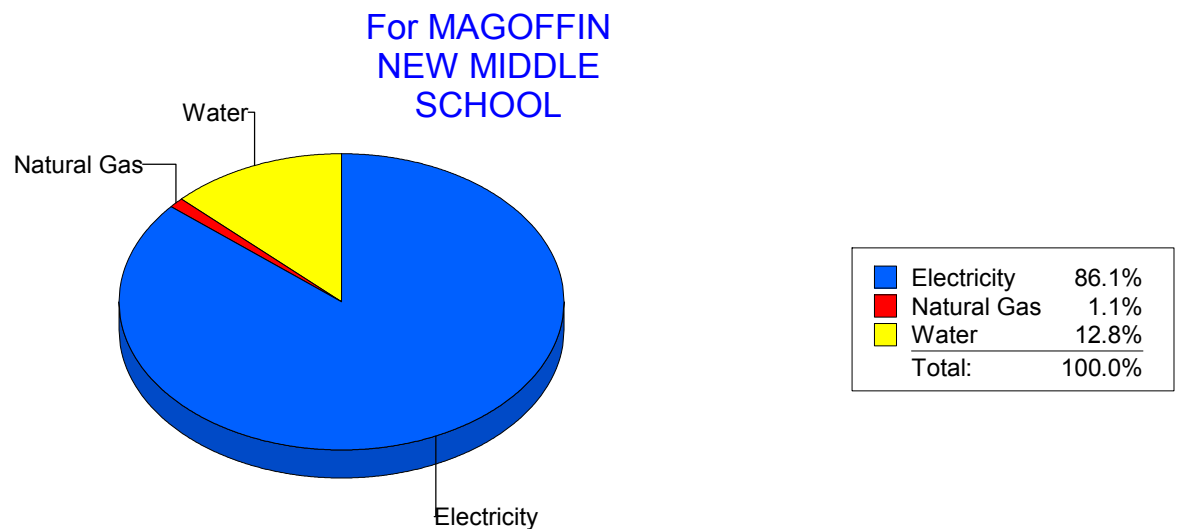
Energy CAP

Cost Avoidance Program

**Cost Summary Graph**

Grouped by Energy Type

Energy Type	Use	Units	Meter Cost	Special Charges	Total Cost	Avg Unit Cost	% of Total Cost
Site: MAGOFFINMIDDLESCHOOLN047 - MAGOFFIN NEW MIDDLE SCHOOL							
Electricity	127,200	KWH	\$15,158.08	\$0.00	\$15,158.08	0.1192	86.10%
Natural Gas	267	CCF	\$189.37	\$0.00	\$189.37	0.7093	1.08%
Water	601	CCF	\$2,258.71	\$0.00	\$2,258.71	3.7583	12.83%
<b>Total Cost:</b>			<b>\$17,606.16</b>	<b>\$0.00</b>	<b>\$17,606.16</b>		



*Filters: Cost Center Name Not One Of DoNotReport; Billing Period Equal To 201006*

# elpaso

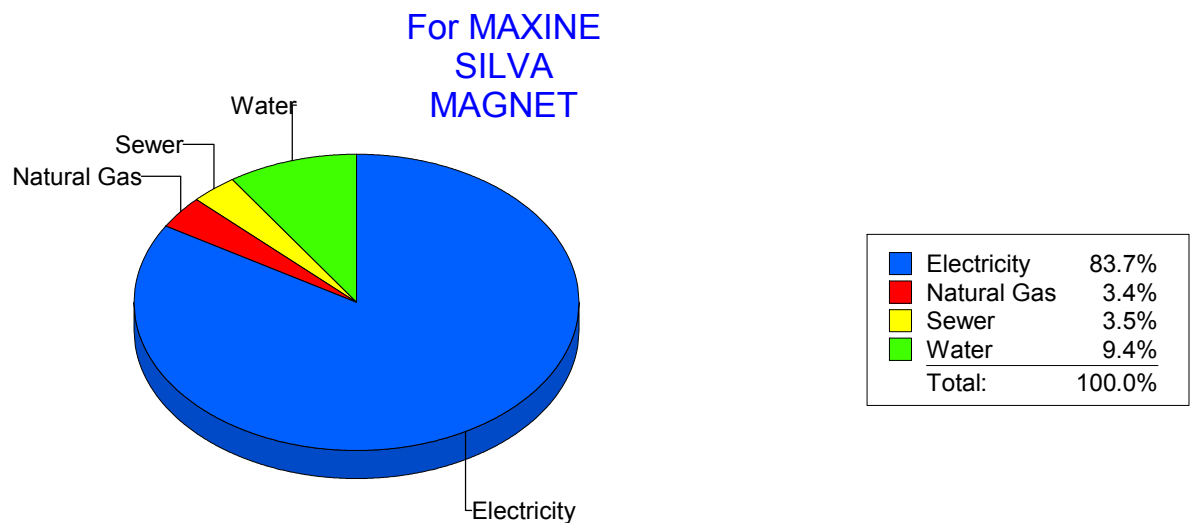
Energy CAP

Cost Avoidance Program

## Cost Summary Graph

Grouped by Energy Type

Energy Type	Use	Units	Meter Cost	Special Charges	Total Cost	Avg Unit Cost	% of Total Cost
Site: MAXINE SILVA MAGNET - MAXINE SILVA MAGNET							
Electricity	37,500	KWH	\$6,491.45	\$0.00	\$6,491.45	0.1731	83.75%
Natural Gas	360	CCF	\$266.51	\$0.00	\$266.51	0.7403	3.44%
Water	168	CCF	\$724.77	\$0.00	\$724.77	4.3141	9.35%
Sewer	103	CCF	\$268.42	\$0.00	\$268.42	2.6060	3.46%
Total Cost:			\$7,751.15	\$0.00	\$7,751.15		



Filters: Cost Center Name Not One Of DoNotReport; Billing Period Equal To 201006

# elpaso

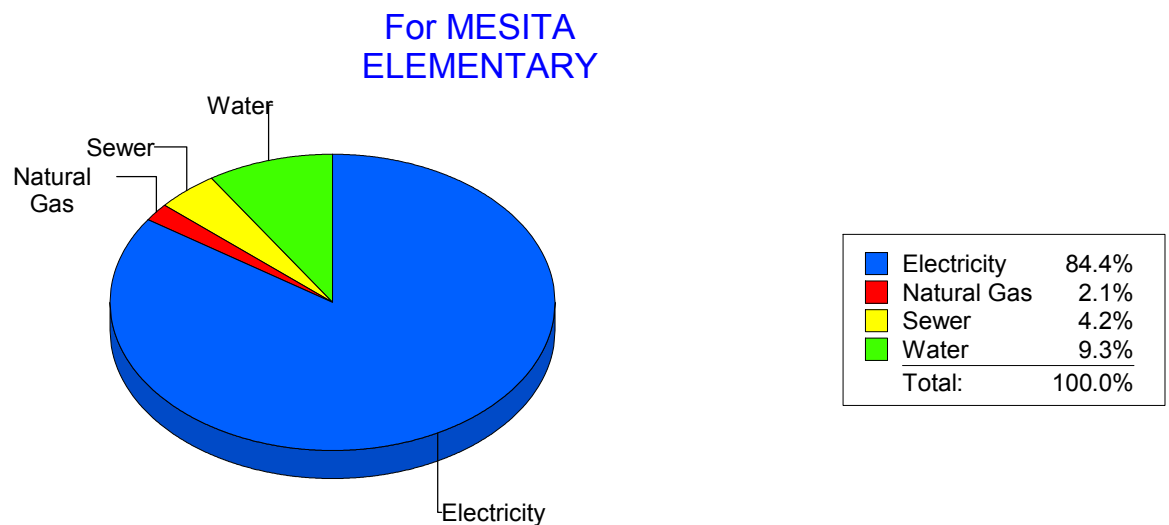
Energy CAP

Cost Avoidance Program

## Cost Summary Graph

Grouped by Energy Type

Energy Type	Use	Units	Meter Cost	Special Charges	Total Cost	Avg Unit Cost	% of Total Cost
Site: MESITA ELEMENTARY - MESITA ELEMENTARY							
Electricity	62,400	KWH	\$10,064.78	\$0.00	\$10,064.78	0.1613	84.39%
Natural Gas	316	CCF	\$251.19	\$0.00	\$251.19	0.7949	2.11%
Water	320	CCF	\$1,107.63	\$0.00	\$1,107.63	3.4613	9.29%
Sewer	229	CCF	\$502.78	\$0.00	\$502.78	2.1955	4.22%
Total Cost:			\$11,926.38	\$0.00	\$11,926.38		



Filters: Cost Center Name Not One Of DoNotReport; Billing Period Equal To 201006

**elpaso**

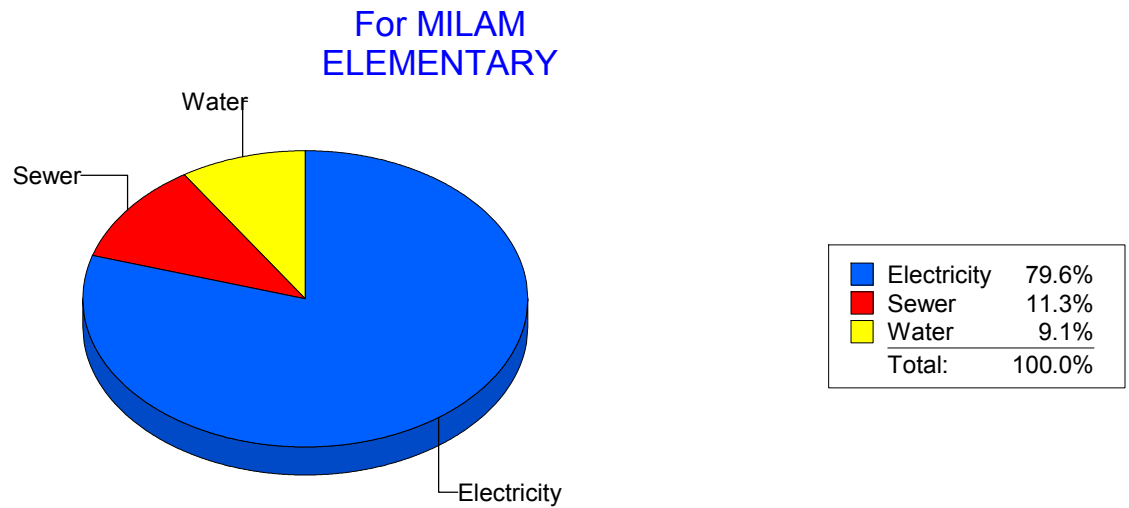
Energy CAP

Cost Avoidance Program

**Cost Summary Graph**

Grouped by Energy Type

Energy Type	Use	Units	Meter Cost	Special Charges	Total Cost	Avg Unit Cost	% of Total Cost
Site: MILAM ELEMENTARY - MILAM ELEMENTARY							
Electricity	10,560	KWH	\$2,221.32	\$0.00	\$2,221.32	0.2104	79.59%
Water	89	CCF	\$254.24	\$0.00	\$254.24	2.8566	9.11%
Sewer	140	CCF	\$315.41	\$0.00	\$315.41	2.2529	11.30%
Total Cost:			\$2,790.97	\$0.00	\$2,790.97		



Filters: Cost Center Name Not One Of DoNotReport; Billing Period Equal To 201006

# elpaso

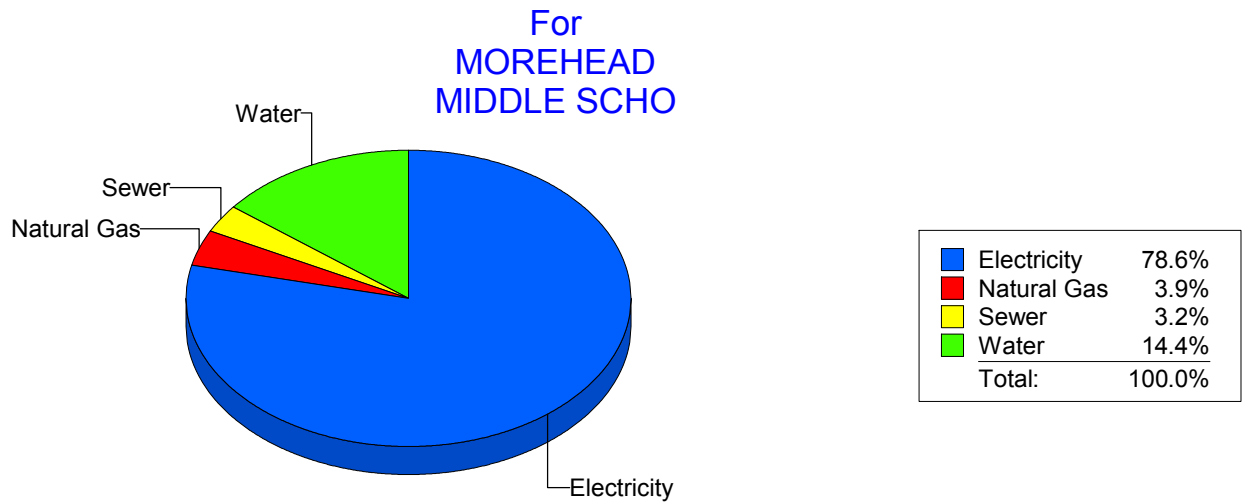
Energy CAP

Cost Avoidance Program

## Cost Summary Graph

Grouped by Energy Type

Energy Type	Use	Units	Meter Cost	Special Charges	Total Cost	Avg Unit Cost	% of Total Cost
Site: MOREHEAD MIDDLE SCHO - MOREHEAD MIDDLE SCHO							
Electricity	88,319	KWH	\$10,453.45	\$0.00	\$10,453.45	0.1184	78.56%
Natural Gas	794	CCF	\$513.82	\$0.00	\$513.82	0.6471	3.86%
Water	1,199	CCF	\$1,910.71	\$0.00	\$1,910.71	1.5936	14.36%
Sewer	170	CCF	\$427.85	\$0.00	\$427.85	2.5168	3.22%
Total Cost:			\$13,305.83	\$0.00	\$13,305.83		



Filters: Cost Center Name Not One Of DoNotReport; Billing Period Equal To 201006



# elpaso

Energy CAP

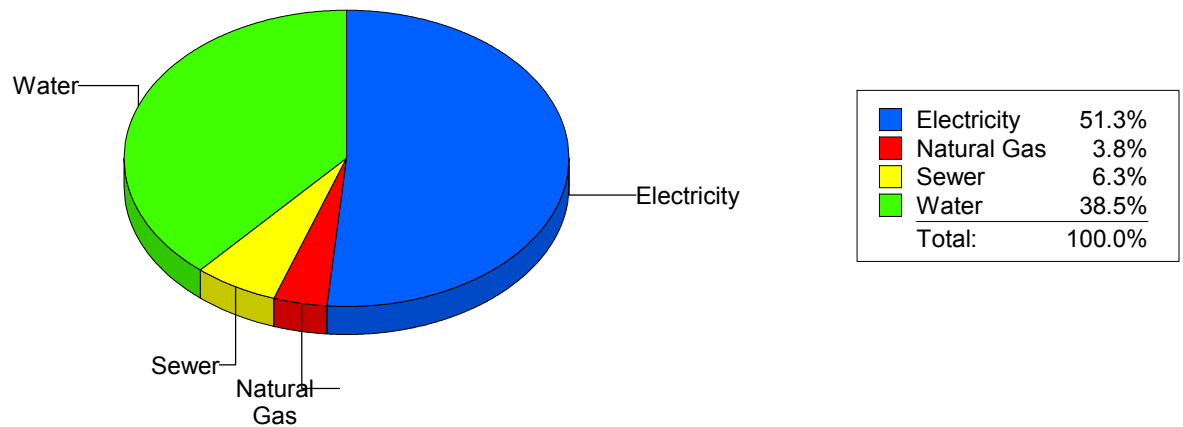
Cost Avoidance Program

## Cost Summary Graph

Grouped by Energy Type

Energy Type	Use	Units	Meter Cost	Special Charges	Total Cost	Avg Unit Cost	% of Total Cost
Site: NEWMAN ELEMENTARY - NEWMAN ELEMENTARY							
Electricity	14,841	KWH	\$3,000.63	\$0.00	\$3,000.63	0.2022	51.34%
Natural Gas	216	CCF	\$223.13	\$0.00	\$223.13	1.0330	3.82%
Water	739	CCF	\$2,250.24	\$0.00	\$2,250.24	3.0450	38.50%
Sewer	204	CCF	\$370.80	\$0.00	\$370.80	1.8176	6.34%
Total Cost:			\$5,844.80	\$0.00	\$5,844.80		

For NEWMAN  
ELEMENTARY



Filters: Cost Center Name Not One Of DoNotReport; Billing Period Equal To 201006

# elpaso

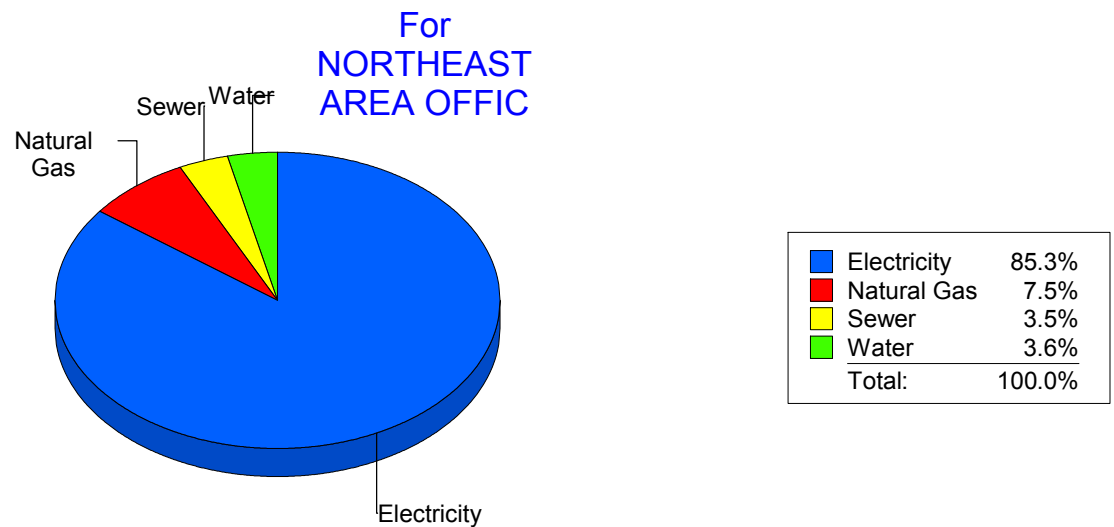
Energy CAP

Cost Avoidance Program

## Cost Summary Graph

Grouped by Energy Type

Energy Type	Use	Units	Meter Cost	Special Charges	Total Cost	Avg Unit Cost	% of Total Cost
Site: NORTHEAST AREA OFFIC - NORTHEAST AREA OFFIC							
Electricity	9,880	KWH	\$1,217.70	\$0.00	\$1,217.70	0.1232	85.33%
Natural Gas	14	CCF	\$107.32	\$0.00	\$107.32	7.6657	7.52%
Water	6	CCF	\$51.50	\$0.00	\$51.50	8.5833	3.61%
Sewer	8	CCF	\$50.60	\$0.00	\$50.60	6.3250	3.55%
Total Cost:			\$1,427.12	\$0.00	\$1,427.12		



Filters: Cost Center Name Not One Of DoNotReport; Billing Period Equal To 201006

# elpaso

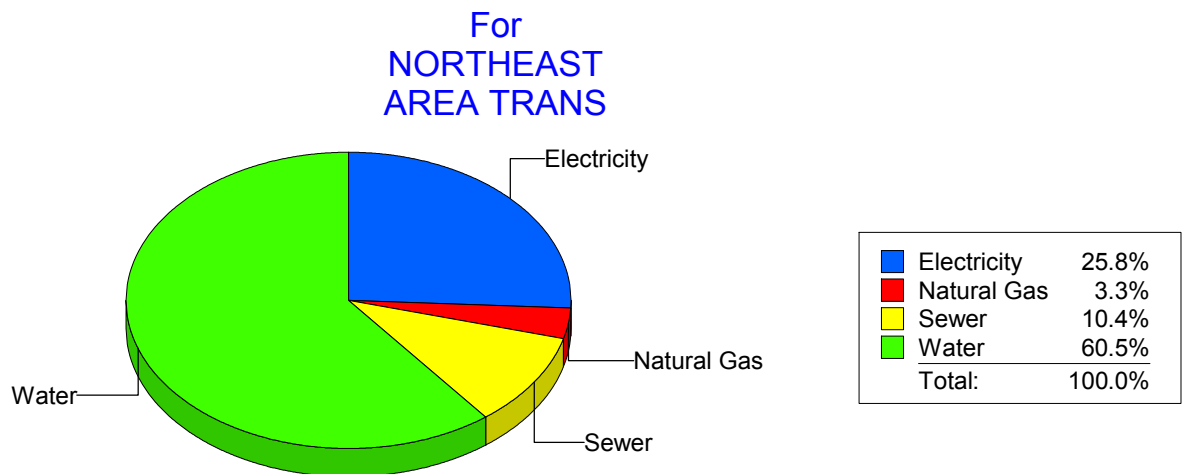
Energy CAP

Cost Avoidance Program

## Cost Summary Graph

Grouped by Energy Type

Energy Type	Use	Units	Meter Cost	Special Charges	Total Cost	Avg Unit Cost	% of Total Cost
Site: NORTHEAST AREA TRANS - NORTHEAST AREA TRANS							
Electricity	5,852	KWH	\$641.92	\$0.00	\$641.92	0.1097	25.84%
Natural Gas	30	CCF	\$82.13	\$0.00	\$82.13	2.7377	3.31%
Water	323	CCF	\$1,502.49	\$0.00	\$1,502.49	4.6517	60.48%
Sewer	36	CCF	\$257.67	\$0.00	\$257.67	7.1575	10.37%
Total Cost:			\$2,484.21	\$0.00	\$2,484.21		



Filters: Cost Center Name Not One Of DoNotReport; Billing Period Equal To 201006

# elpaso

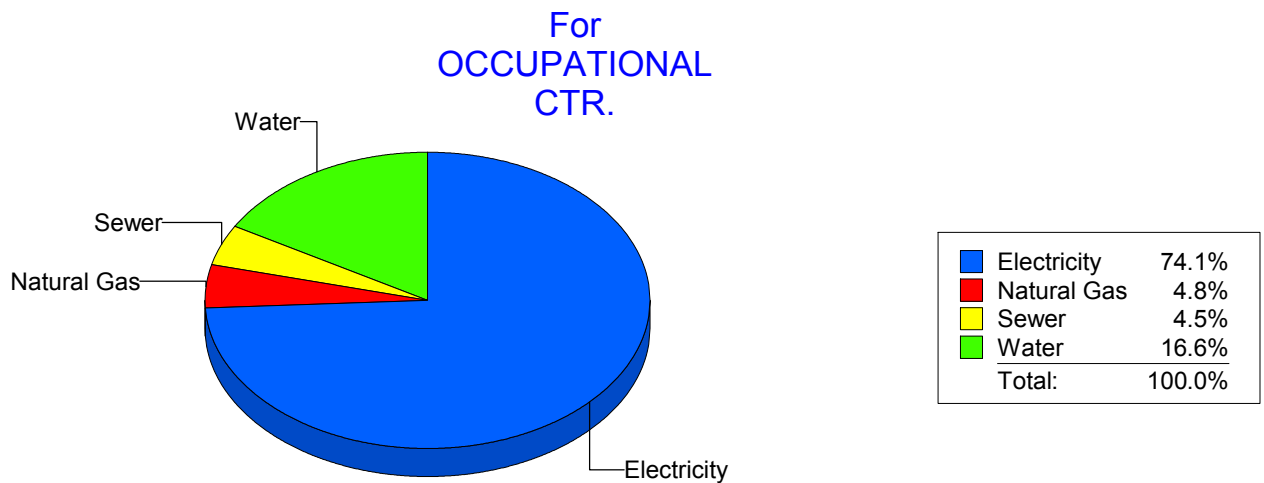
Energy CAP

Cost Avoidance Program

## Cost Summary Graph

Grouped by Energy Type

Energy Type	Use	Units	Meter Cost	Special Charges	Total Cost	Avg Unit Cost	% of Total Cost
Site: OCCUPATIONAL CTR. - OCCUPATIONAL CTR.							
Electricity	8,400	KWH	\$1,221.43	\$0.00	\$1,221.43	0.1454	74.07%
Natural Gas	90	CCF	\$79.54	\$0.00	\$79.54	0.8838	4.82%
Water	66	CCF	\$273.10	\$0.00	\$273.10	4.1379	16.56%
Sewer	20	CCF	\$74.88	\$0.00	\$74.88	3.7440	4.54%
Total Cost:			\$1,648.95	\$0.00	\$1,648.95		



Filters: Cost Center Name Not One Of DoNotReport; Billing Period Equal To 201006

# elpaso

Energy CAP

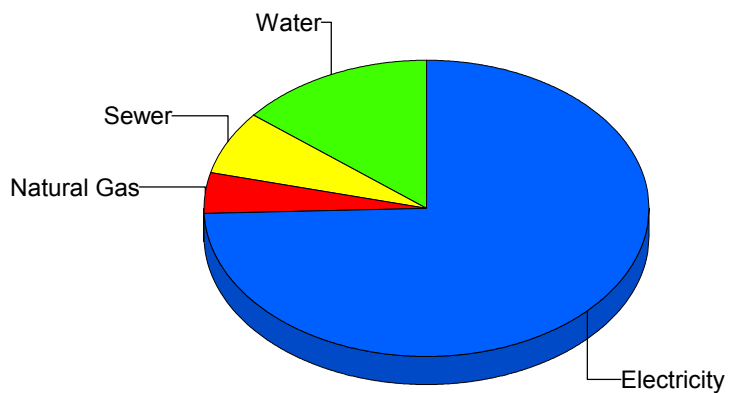
Cost Avoidance Program

## Cost Summary Graph

Grouped by Energy Type

Energy Type	Use	Units	Meter Cost	Special Charges	Total Cost	Avg Unit Cost	% of Total Cost
Site: PARK ELEMENTARY - PARK ELEMENTARY							
Electricity	14,551	KWH	\$3,230.04	\$0.00	\$3,230.04	0.2220	74.37%
Natural Gas	183	CCF	\$199.29	\$0.00	\$199.29	1.0890	4.59%
Water	224	CCF	\$612.82	\$0.00	\$612.82	2.7358	14.11%
Sewer	100	CCF	\$300.96	\$0.00	\$300.96	3.0096	6.93%
Total Cost:			\$4,343.11	\$0.00	\$4,343.11		

For PARK  
ELEMENTARY



Electricity	74.4%
Natural Gas	4.6%
Sewer	6.9%
Water	14.1%
Total:	100.0%

Filters: Cost Center Name Not One Of DoNotReport; Billing Period Equal To 201006

# elpaso

Energy CAP

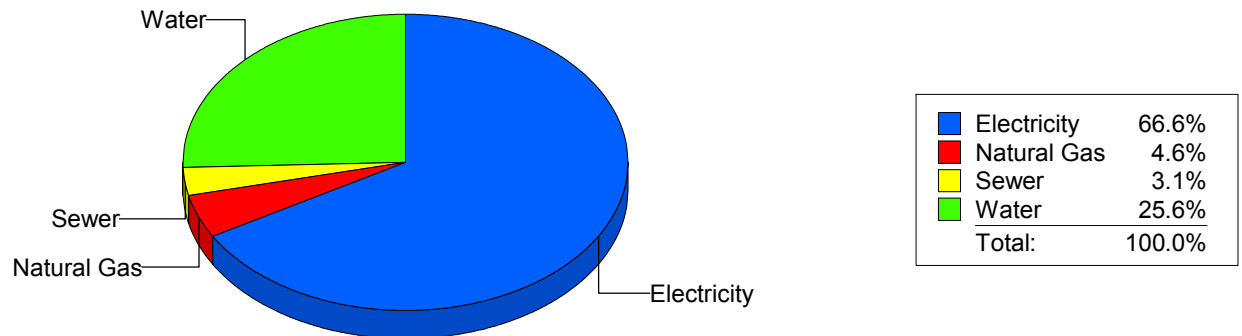
Cost Avoidance Program

## Cost Summary Graph

Grouped by Energy Type

Energy Type	Use	Units	Meter Cost	Special Charges	Total Cost	Avg Unit Cost	% of Total Cost
Site: PAUL MORENO - PAUL MORENO							
Electricity	47,700	KWH	\$6,140.76	\$0.00	\$6,140.76	0.1287	66.63%
Natural Gas	597	CCF	\$427.70	\$0.00	\$427.70	0.7164	4.64%
Water	546	CCF	\$2,363.52	\$0.00	\$2,363.52	4.3288	25.64%
Sewer	77	CCF	\$284.88	\$0.00	\$284.88	3.6997	3.09%
Total Cost:			\$9,216.86	\$0.00	\$9,216.86		

For PAUL MORENO



Filters: Cost Center Name Not One Of DoNotReport; Billing Period Equal To 201006

# elpaso

Energy CAP

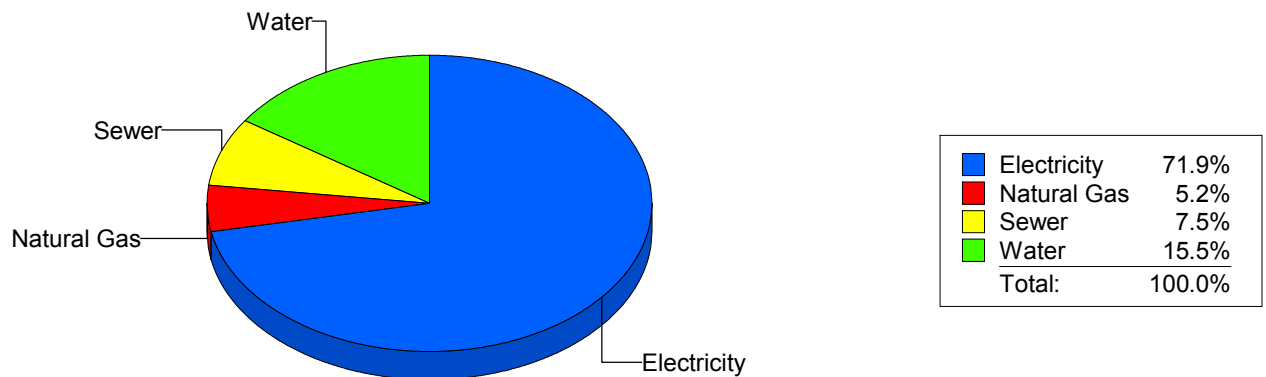
Cost Avoidance Program

## Cost Summary Graph

Grouped by Energy Type

Energy Type	Use	Units	Meter Cost	Special Charges	Total Cost	Avg Unit Cost	% of Total Cost
Site: POLK ELEMENTARY - POLK ELEMENTARY							
Electricity	14,260	KWH	\$3,105.91	\$0.00	\$3,105.91	0.2178	71.86%
Natural Gas	271	CCF	\$225.28	\$0.00	\$225.28	0.8313	5.21%
Water	299	CCF	\$667.94	\$0.00	\$667.94	2.2339	15.45%
Sewer	146	CCF	\$323.03	\$0.00	\$323.03	2.2125	7.47%
Total Cost:			\$4,322.16	\$0.00	\$4,322.16		

For POLK  
ELEMENTARY



Filters: Cost Center Name Not One Of DoNotReport; Billing Period Equal To 201006

# elpaso

Energy CAP

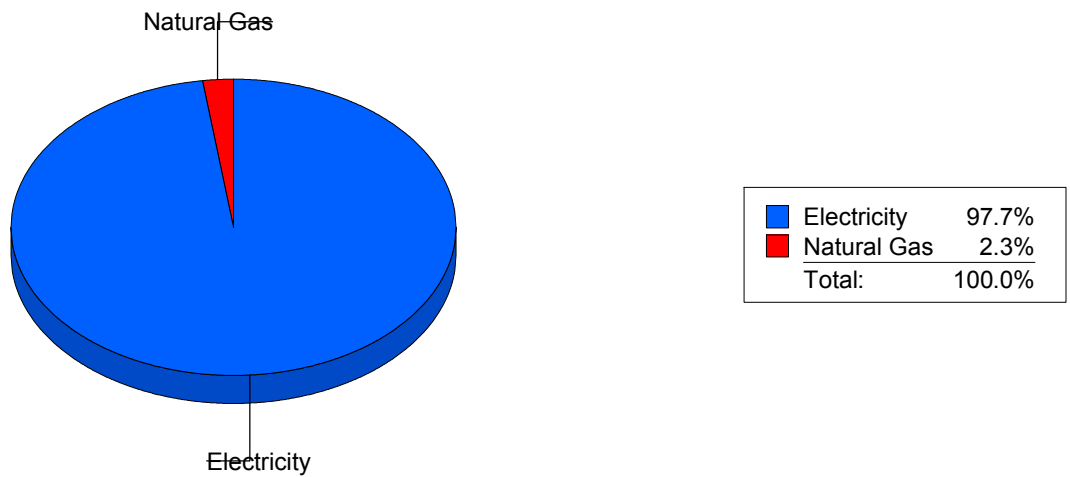
Cost Avoidance Program

## Cost Summary Graph

Grouped by Energy Type

Energy Type	Use	Units	Meter Cost	Special Charges	Total Cost	Avg Unit Cost	% of Total Cost
Site: POWELL - POWELL							
Electricity	49,080 KWH		\$7,384.81	\$0.00	\$7,384.81	0.1505	97.68%
Natural Gas	245 CCF		\$175.59	\$0.00	\$175.59	0.7167	2.32%
Total Cost:			\$7,560.40	\$0.00	\$7,560.40		

For POWELL



Filters: Cost Center Name Not One Of DoNotReport; Billing Period Equal To 201006



# elpaso

Energy CAP

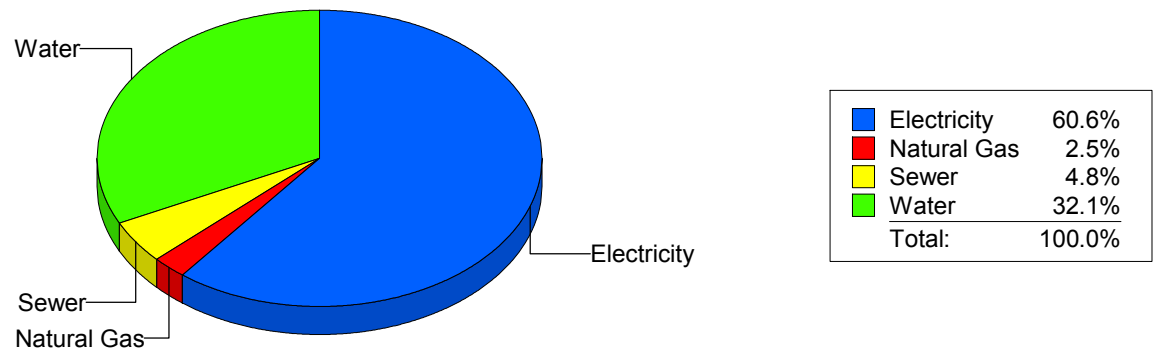
Cost Avoidance Program

## Cost Summary Graph

Grouped by Energy Type

Energy Type	Use	Units	Meter Cost	Special Charges	Total Cost	Avg Unit Cost	% of Total Cost
Site: PUTNAM ELEMENTARY - PUTNAM ELEMENTARY							
Electricity	19,768	KWH	\$3,446.51	\$0.00	\$3,446.51	0.1743	60.60%
Natural Gas	139	CCF	\$142.29	\$0.00	\$142.29	1.0237	2.50%
Water	599	CCF	\$1,824.96	\$0.00	\$1,824.96	3.0467	32.09%
Sewer	158	CCF	\$273.38	\$0.00	\$273.38	1.7303	4.81%
Total Cost:			\$5,687.14	\$0.00	\$5,687.14		

For PUTNAM  
ELEMENTARY



Filters: Cost Center Name Not One Of DoNotReport; Billing Period Equal To 201006

# elpaso

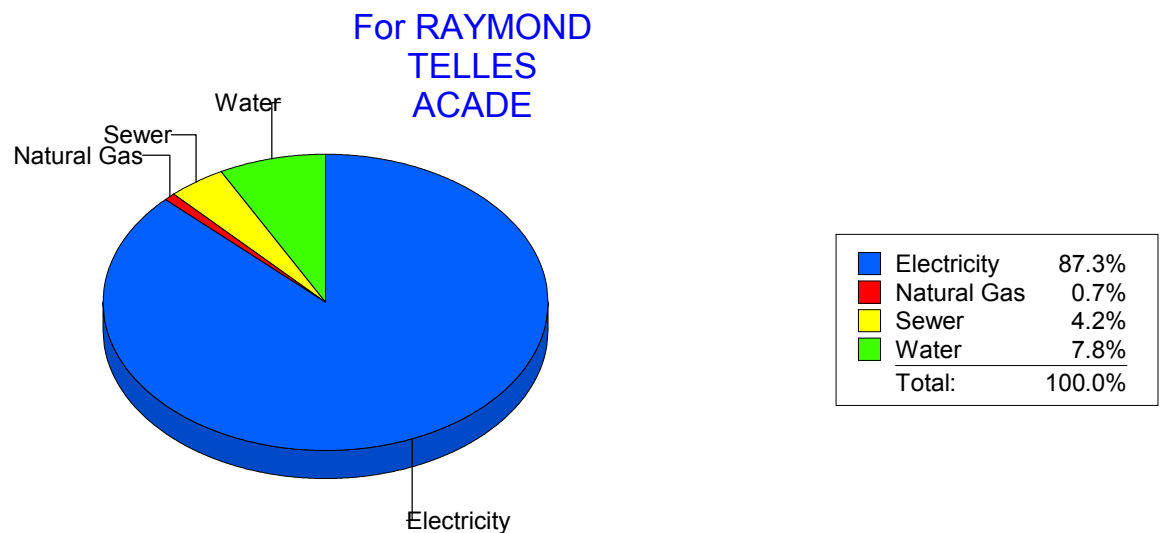
Energy CAP

Cost Avoidance Program

## Cost Summary Graph

Grouped by Energy Type

Energy Type	Use	Units	Meter Cost	Special Charges	Total Cost	Avg Unit Cost	% of Total Cost
Site: RAYMOND TELLES ACADE - RAYMOND TELLES ACADE							
Electricity	44,200	KWH	\$4,872.19	\$0.00	\$4,872.19	0.1102	87.32%
Natural Gas	10	CCF	\$38.51	\$0.00	\$38.51	3.8510	0.69%
Water	157	CCF	\$435.12	\$0.00	\$435.12	2.7715	7.80%
Sewer	76	CCF	\$234.13	\$0.00	\$234.13	3.0807	4.20%
Total Cost:			\$5,579.95	\$0.00	\$5,579.95		



Filters: Cost Center Name Not One Of DoNotReport; Billing Period Equal To 201006

# elpaso

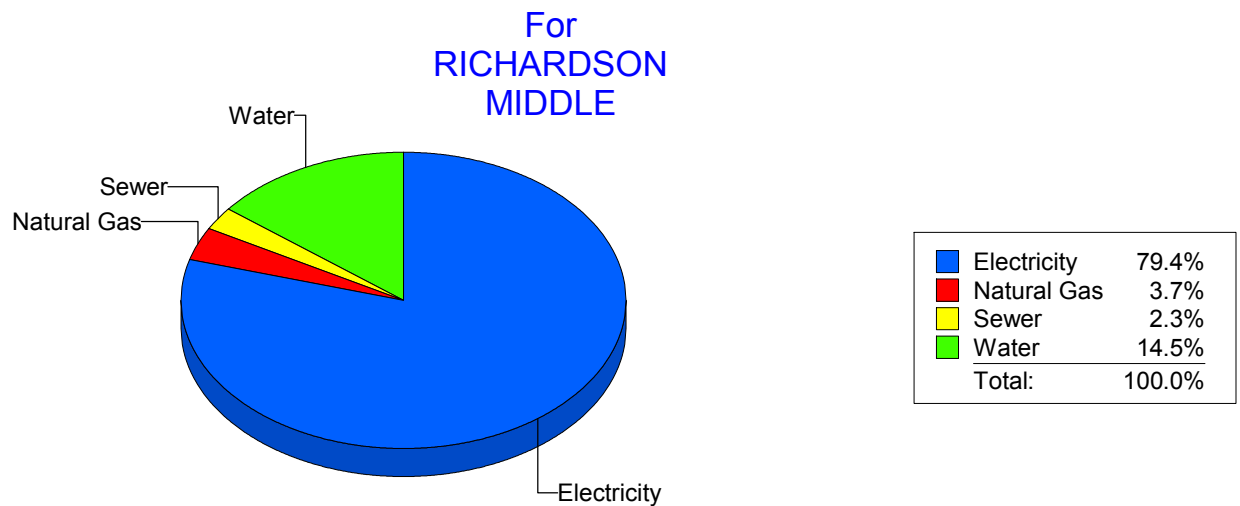
Energy CAP

Cost Avoidance Program

## Cost Summary Graph

Grouped by Energy Type

Energy Type	Use	Units	Meter Cost	Special Charges	Total Cost	Avg Unit Cost	% of Total Cost
Site: RICHARDSON MIDDLE - RICHARDSON MIDDLE							
Electricity	68,100	KWH	\$9,631.88	\$0.00	\$9,631.88	0.1414	79.40%
Natural Gas	690	CCF	\$450.73	\$0.00	\$450.73	0.6532	3.72%
Water	459	CCF	\$1,763.21	\$0.00	\$1,763.21	3.8414	14.54%
Sewer	116	CCF	\$284.93	\$0.00	\$284.93	2.4563	2.35%
Total Cost:			\$12,130.75	\$0.00	\$12,130.75		



Filters: Cost Center Name Not One Of DoNotReport; Billing Period Equal To 201006

# elpaso

Energy CAP

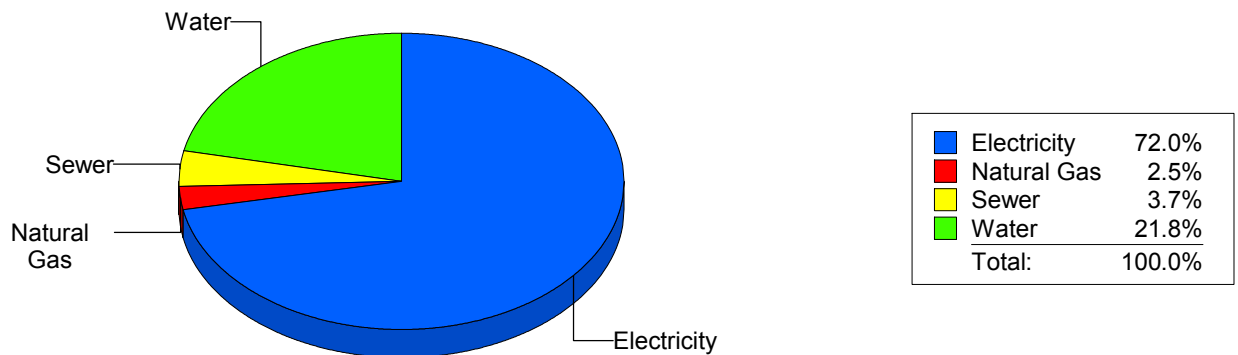
Cost Avoidance Program

## Cost Summary Graph

Grouped by Energy Type

Energy Type	Use	Units	Meter Cost	Special Charges	Total Cost	Avg Unit Cost	% of Total Cost
Site: RIVERA ELEMENTARY - RIVERA ELEMENTARY							
Electricity	34,500	KWH	\$5,464.50	\$0.00	\$5,464.50	0.1584	71.97%
Natural Gas	220	CCF	\$191.01	\$0.00	\$191.01	0.8682	2.52%
Water	532	CCF	\$1,655.37	\$0.00	\$1,655.37	3.1116	21.80%
Sewer	114	CCF	\$282.39	\$0.00	\$282.39	2.4771	3.72%
Total Cost:			\$7,593.27	\$0.00	\$7,593.27		

For RIVERA  
ELEMENTARY



Filters: Cost Center Name Not One Of DoNotReport; Billing Period Equal To 201006

# elpaso

Energy CAP

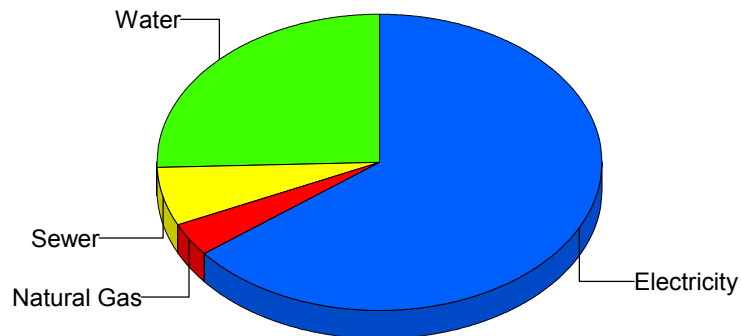
Cost Avoidance Program

## Cost Summary Graph

Grouped by Energy Type

Energy Type	Use	Units	Meter Cost	Special Charges	Total Cost	Avg Unit Cost	% of Total Cost
Site: ROBERTS ELEMENTARY - ROBERTS ELEMENTARY							
Electricity	32,434	KWH	\$4,084.01	\$0.00	\$4,084.01	0.1259	64.56%
Natural Gas	282	CCF	\$227.83	\$0.00	\$227.83	0.8079	3.60%
Water	585	CCF	\$1,618.93	\$0.00	\$1,618.93	2.7674	25.59%
Sewer	195	CCF	\$395.37	\$0.00	\$395.37	2.0275	6.25%
Total Cost:			\$6,326.14	\$0.00	\$6,326.14		

For ROBERTS  
ELEMENTARY



Electricity	64.6%
Natural Gas	3.6%
Sewer	6.2%
Water	25.6%
Total:	100.0%

Filters: Cost Center Name Not One Of DoNotReport; Billing Period Equal To 201006

# elpaso

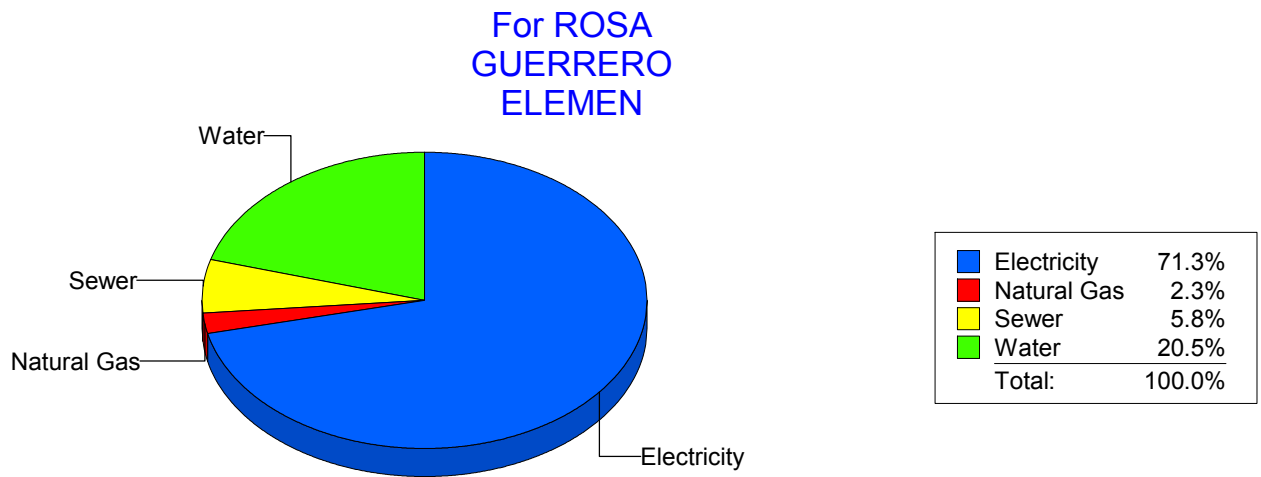
Energy CAP

Cost Avoidance Program

## Cost Summary Graph

Grouped by Energy Type

Energy Type	Use	Units	Meter Cost	Special Charges	Total Cost	Avg Unit Cost	% of Total Cost
Site: ROSA GUERRERO ELEMEN - ROSA GUERRERO ELEMEN							
Electricity	27,040	KWH	\$4,620.84	\$0.00	\$4,620.84	0.1709	71.30%
Natural Gas	153	CCF	\$151.36	\$0.00	\$151.36	0.9893	2.34%
Water	767	CCF	\$1,330.13	\$0.00	\$1,330.13	1.7342	20.52%
Sewer	141	CCF	\$378.92	\$0.00	\$378.92	2.6874	5.85%
Total Cost:			\$6,481.25	\$0.00	\$6,481.25		



Filters: Cost Center Name Not One Of DoNotReport; Billing Period Equal To 201006

# elpaso

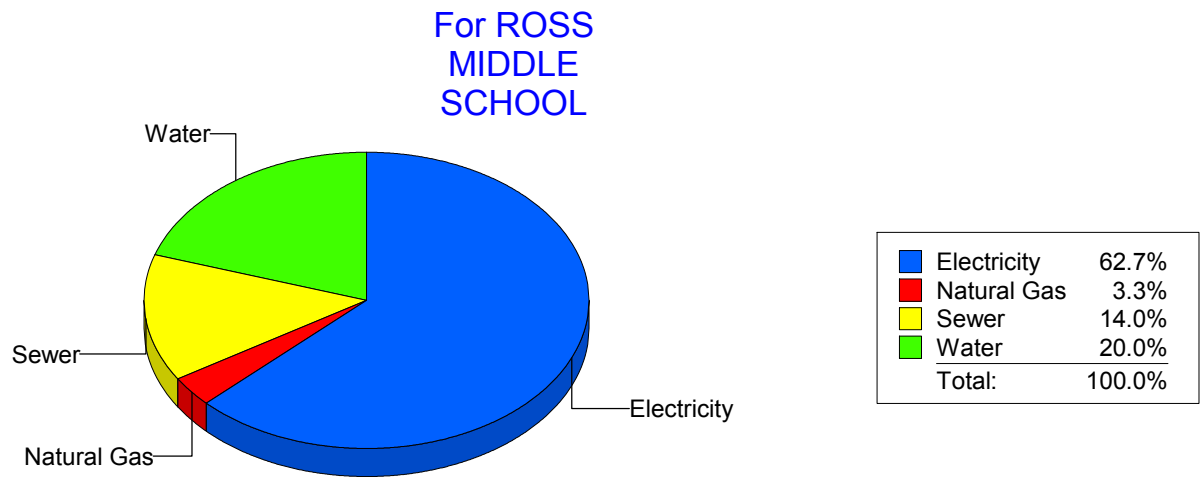
Energy CAP

Cost Avoidance Program

## Cost Summary Graph

Grouped by Energy Type

Energy Type	Use	Units	Meter Cost	Special Charges	Total Cost	Avg Unit Cost	% of Total Cost
Site: ROSS MIDDLE SCHOOL - ROSS MIDDLE SCHOOL							
Electricity	35,961	KWH	\$6,251.49	\$0.00	\$6,251.49	0.1738	62.71%
Natural Gas	495	CCF	\$332.34	\$0.00	\$332.34	0.6714	3.33%
Water	1,289	CCF	\$1,994.24	\$0.00	\$1,994.24	1.5471	20.00%
Sewer	987	CCF	\$1,391.10	\$0.00	\$1,391.10	1.4094	13.95%
Total Cost:			\$9,969.17	\$0.00	\$9,969.17		



Filters: Cost Center Name Not One Of DoNotReport; Billing Period Equal To 201006

# elpaso

Energy CAP

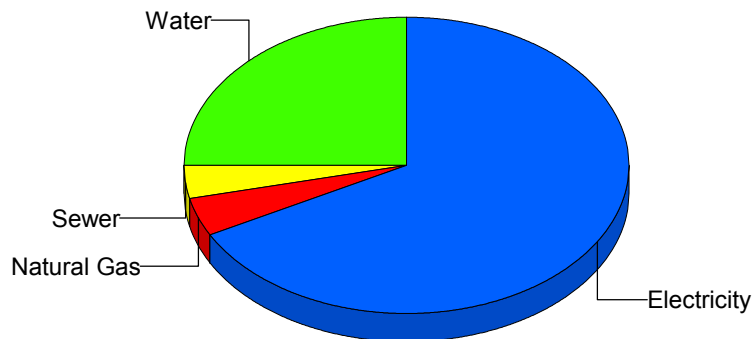
Cost Avoidance Program

## Cost Summary Graph

Grouped by Energy Type

Energy Type	Use	Units	Meter Cost	Special Charges	Total Cost	Avg Unit Cost	% of Total Cost
Site: RUSK ELEMENTARY - RUSK ELEMENTARY							
Electricity	17,351	KWH	\$3,434.04	\$0.00	\$3,434.04	0.1979	67.27%
Natural Gas	242	CCF	\$204.46	\$0.00	\$204.46	0.8449	4.00%
Water	384	CCF	\$1,279.99	\$0.00	\$1,279.99	3.3333	25.07%
Sewer	90	CCF	\$186.65	\$0.00	\$186.65	2.0739	3.66%
Total Cost:			\$5,105.14	\$0.00	\$5,105.14		

For RUSK  
ELEMENTARY



Electricity	67.3%
Natural Gas	4.0%
Sewer	3.7%
Water	25.1%
Total:	100.0%

Filters: Cost Center Name Not One Of DoNotReport; Billing Period Equal To 201006



# elpaso

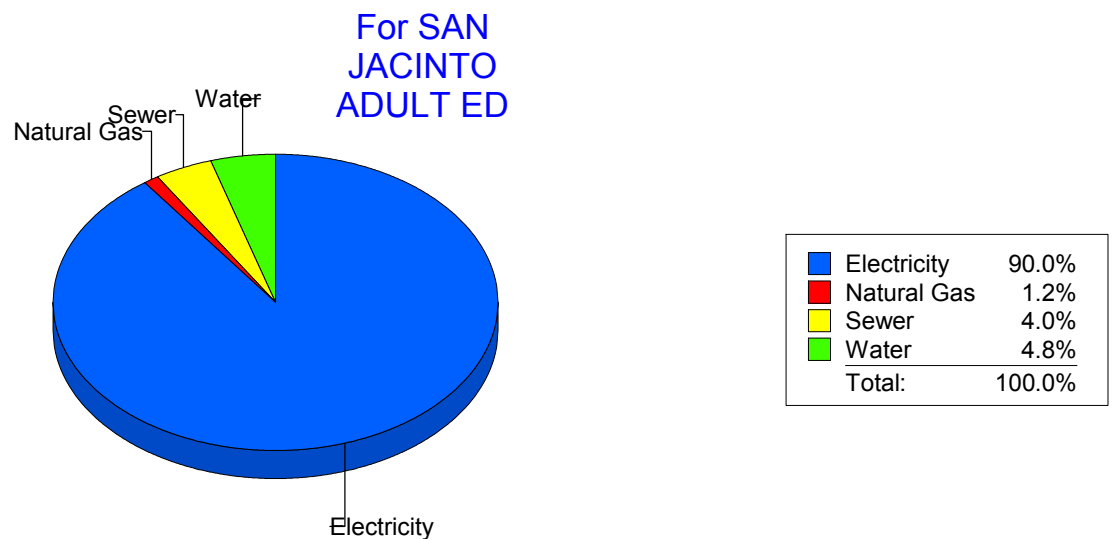
Energy CAP

Cost Avoidance Program

## Cost Summary Graph

Grouped by Energy Type

Energy Type	Use	Units	Meter Cost	Special Charges	Total Cost	Avg Unit Cost	% of Total Cost
Site: SAN JACINTO ADULT ED - SAN JACINTO ADULT ED							
Electricity	11,500	KWH	\$2,434.03	\$0.00	\$2,434.03	0.2117	89.95%
Natural Gas	0	CCF	\$33.38	\$0.00	\$33.38	0.0000	1.23%
Water	46	CCF	\$129.33	\$0.00	\$129.33	2.8115	4.78%
Sewer	37	CCF	\$109.23	\$0.00	\$109.23	2.9522	4.04%
Total Cost:			\$2,705.97	\$0.00	\$2,705.97		



Filters: Cost Center Name Not One Of DoNotReport; Billing Period Equal To 201006

# elpaso

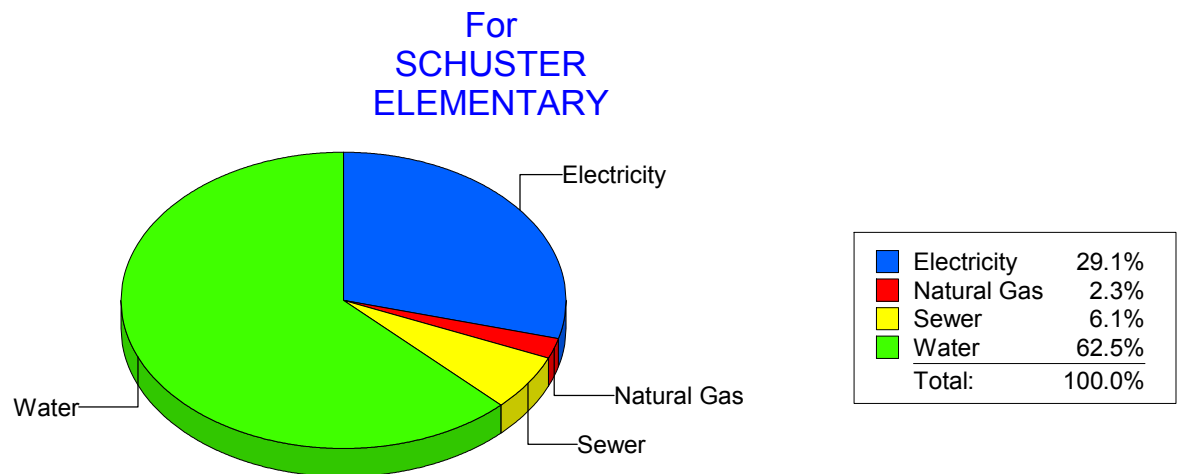
Energy CAP

Cost Avoidance Program

## Cost Summary Graph

Grouped by Energy Type

Energy Type	Use	Units	Meter Cost	Special Charges	Total Cost	Avg Unit Cost	% of Total Cost
Site: SCHUSTER ELEMENTARY - SCHUSTER ELEMENTARY							
Electricity	8,160	KWH	\$1,340.30	\$0.00	\$1,340.30	0.1643	29.10%
Natural Gas	136	CCF	\$107.24	\$0.00	\$107.24	0.7885	2.33%
Water	838	CCF	\$2,876.49	\$0.00	\$2,876.49	3.4326	62.45%
Sewer	173	CCF	\$281.95	\$0.00	\$281.95	1.6298	6.12%
Total Cost:			\$4,605.98	\$0.00	\$4,605.98		



Filters: Cost Center Name Not One Of DoNotReport; Billing Period Equal To 201006

elpaso

Energy CAP

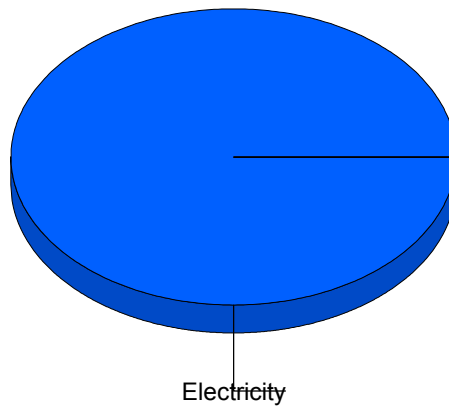
Cost Avoidance Program

## Cost Summary Graph

Grouped by Energy Type

Energy Type	Use	Units	Meter Cost	Special Charges	Total Cost	Avg Unit Cost	% of Total Cost
Site: SKYPARK - SKY PARK							
Electricity	5,525	KWH	\$791.10	\$0.00	\$791.10	0.1432	100.00%
Total Cost:			\$791.10	\$0.00	\$791.10		

For SKY PARK



Filters: Cost Center Name Not One Of DoNotReport; Billing Period Equal To 201006

elpaso

Energy CAP

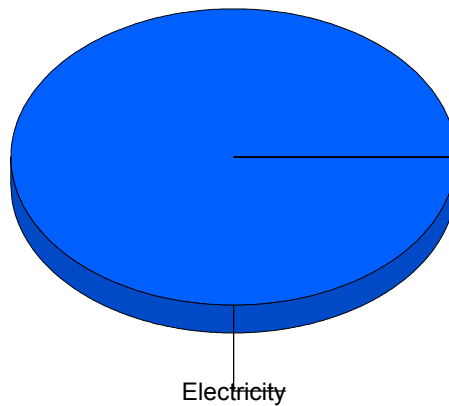
Cost Avoidance Program

## Cost Summary Graph

Grouped by Energy Type

Energy Type	Use	Units	Meter Cost	Special Charges	Total Cost	Avg Unit Cost	% of Total Cost
Site: SKYPARKIB1 - SKY PARK I B1							
Electricity	3,668 KWH		\$541.88	\$0.00	\$541.88	0.1477	100.00%
Total Cost:			\$541.88	\$0.00	\$541.88		

For SKY PARK  
I B1



■ Electricity	100.0%
Total:	100.0%

Filters: Cost Center Name Not One Of DoNotReport; Billing Period Equal To 201006

# elpaso

Energy CAP

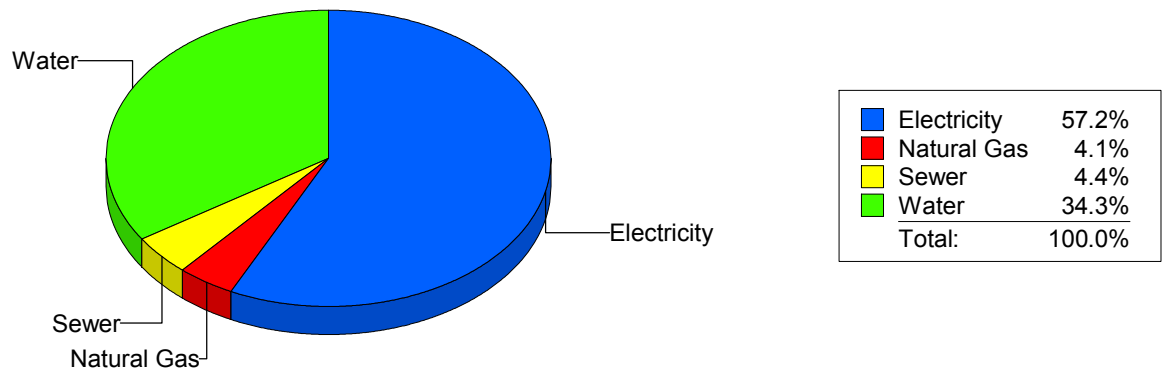
Cost Avoidance Program

## Cost Summary Graph

Grouped by Energy Type

Energy Type	Use	Units	Meter Cost	Special Charges	Total Cost	Avg Unit Cost	% of Total Cost
Site: STANTON ELEMENTARY - STANTON ELEMENTARY							
Electricity	13,574	KWH	\$3,039.92	\$0.00	\$3,039.92	0.2240	57.19%
Natural Gas	258	CCF	\$216.99	\$0.00	\$216.99	0.8410	4.08%
Water	497	CCF	\$1,823.30	\$0.00	\$1,823.30	3.6686	34.30%
Sewer	97	CCF	\$234.91	\$0.00	\$234.91	2.4218	4.42%
Total Cost:			\$5,315.12	\$0.00	\$5,315.12		

For STANTON  
ELEMENTARY



Filters: Cost Center Name Not One Of DoNotReport; Billing Period Equal To 201006

# elpaso

Energy CAP

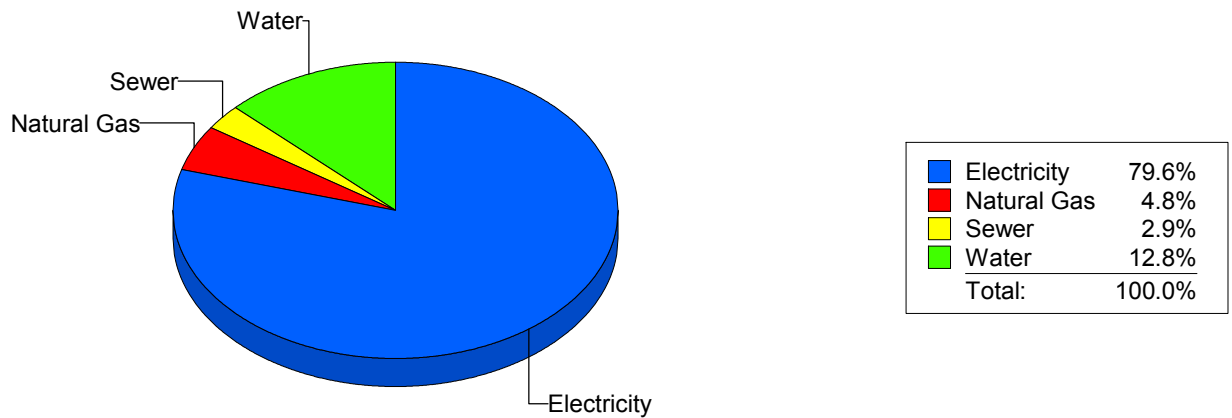
Cost Avoidance Program

## Cost Summary Graph

Grouped by Energy Type

Energy Type	Use	Units	Meter Cost	Special Charges	Total Cost	Avg Unit Cost	% of Total Cost
Site: SUNSET HIGH - SUNSET HIGH							
Electricity	20,200	KWH	\$2,399.56	\$0.00	\$2,399.56	0.1188	79.58%
Natural Gas	195	CCF	\$144.27	\$0.00	\$144.27	0.7398	4.78%
Water	95	CCF	\$384.97	\$0.00	\$384.97	4.0523	12.77%
Sewer	19	CCF	\$86.37	\$0.00	\$86.37	4.5458	2.86%
Total Cost:			\$3,015.17	\$0.00	\$3,015.17		

For SUNSET HIGH



Filters: Cost Center Name Not One Of DoNotReport; Billing Period Equal To 201006

# elpaso

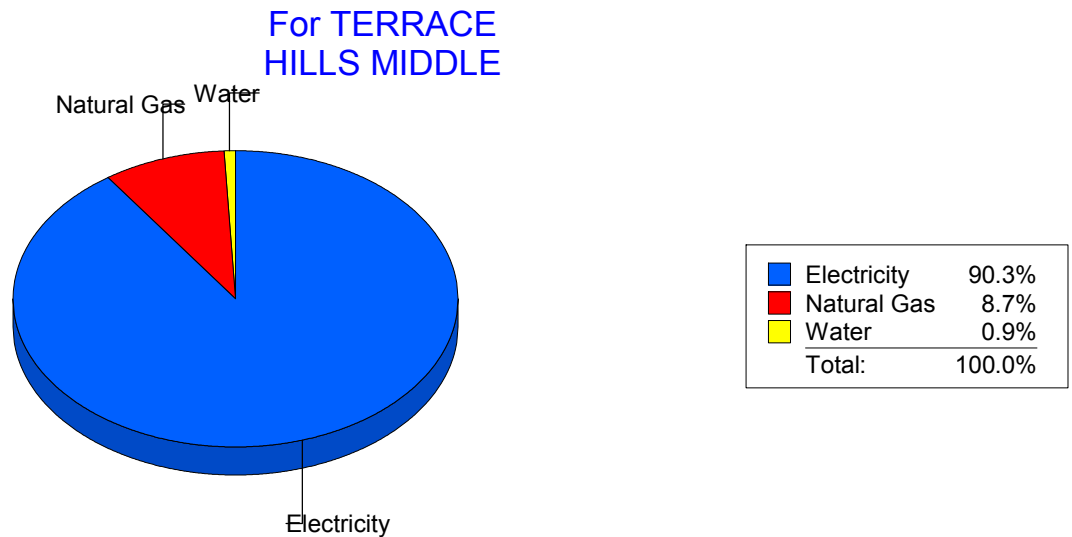
Energy CAP

Cost Avoidance Program

## Cost Summary Graph

Grouped by Energy Type

Energy Type	Use	Units	Meter Cost	Special Charges	Total Cost	Avg Unit Cost	% of Total Cost
Site: TERRACE HILLS MIDDLE - TERRACE HILLS MIDDLE							
Electricity	22,350	KWH	\$3,562.55	\$0.00	\$3,562.55	0.1594	90.33%
Natural Gas	480	CCF	\$344.90	\$0.00	\$344.90	0.7185	8.75%
Water	0	CCF	\$36.36	\$0.00	\$36.36	0.0000	0.92%
Total Cost:			\$3,943.81	\$0.00	\$3,943.81		



Filters: Cost Center Name Not One Of DoNotReport; Billing Period Equal To 201006

# elpaso

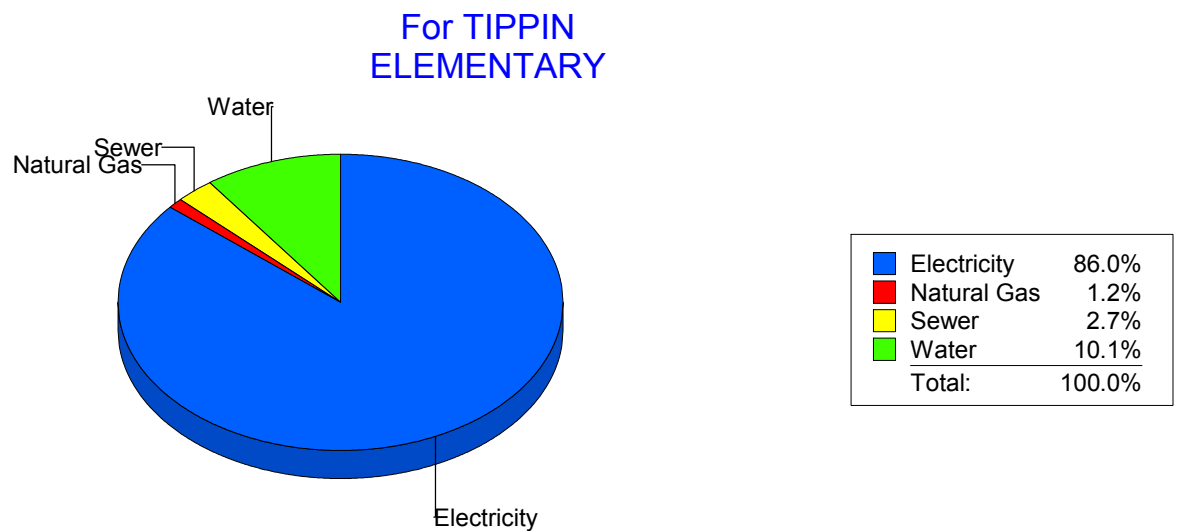
Energy CAP

Cost Avoidance Program

## Cost Summary Graph

Grouped by Energy Type

Energy Type	Use	Units	Meter Cost	Special Charges	Total Cost	Avg Unit Cost	% of Total Cost
<b>Site: TIPPIN - TIPPIN ELEMENTARY</b>							
Electricity	77,520	KWH	\$8,940.20	\$0.00	\$8,940.20	0.1153	86.02%
Natural Gas	164	CCF	\$124.80	\$0.00	\$124.80	0.7610	1.20%
Water	231	CCF	\$1,049.19	\$0.00	\$1,049.19	4.5419	10.10%
Sewer	111	CCF	\$278.58	\$0.00	\$278.58	2.5097	2.68%
<b>Total Cost:</b>			<b>\$10,392.77</b>	<b>\$0.00</b>	<b>\$10,392.77</b>		



Filters: Cost Center Name Not One Of DoNotReport; Billing Period Equal To 201006



# elpaso

Energy CAP

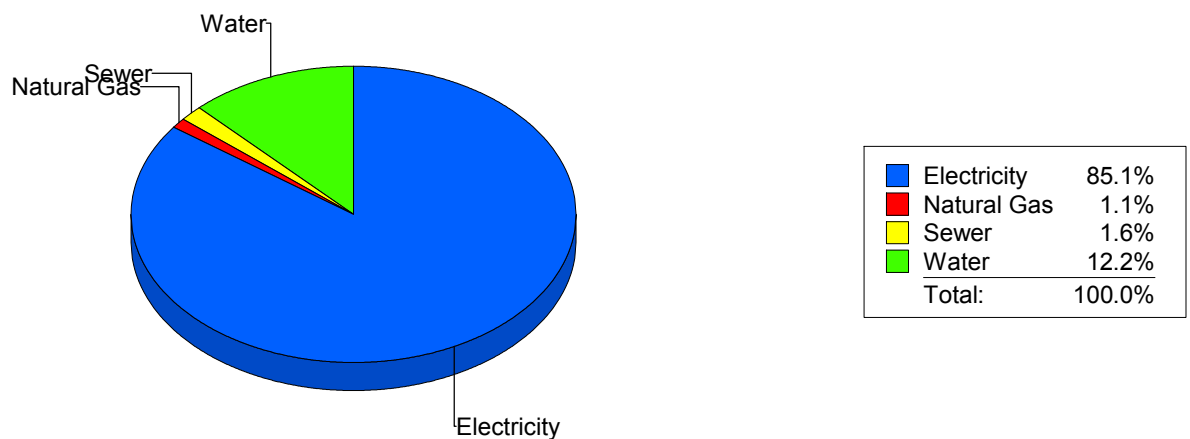
Cost Avoidance Program

## Cost Summary Graph

Grouped by Energy Type

Energy Type	Use	Units	Meter Cost	Special Charges	Total Cost	Avg Unit Cost	% of Total Cost
Site: TOMLEA - TOM LEA							
Electricity	89,280	KWH	\$11,335.82	\$0.00	\$11,335.82	0.1270	85.08%
Natural Gas	201	CCF	\$148.00	\$0.00	\$148.00	0.7363	1.11%
Water	452	CCF	\$1,621.26	\$0.00	\$1,621.26	3.5869	12.17%
Sewer	64	CCF	\$218.89	\$0.00	\$218.89	3.4202	1.64%
Total Cost:			\$13,323.97	\$0.00	\$13,323.97		

For TOM LEA



Filters: Cost Center Name Not One Of DoNotReport; Billing Period Equal To 201006

# elpaso

Energy CAP

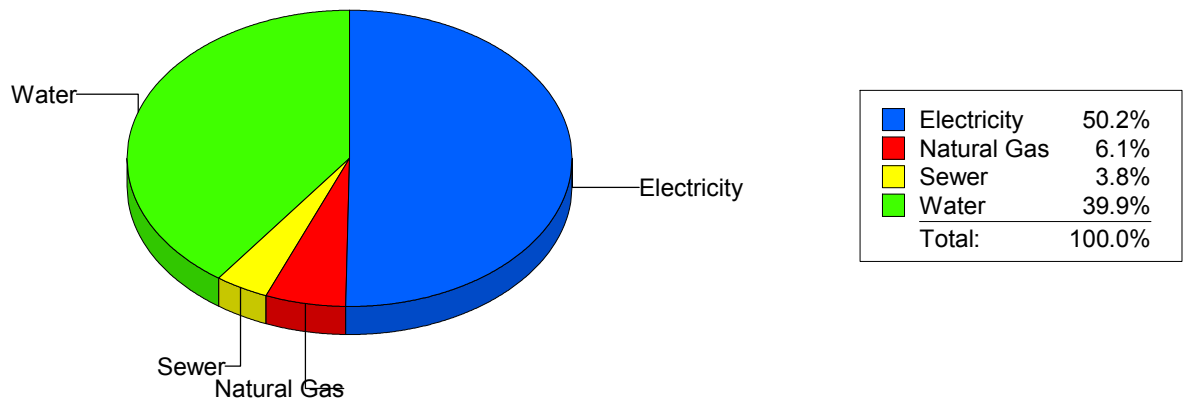
Cost Avoidance Program

## Cost Summary Graph

Grouped by Energy Type

Energy Type	Use	Units	Meter Cost	Special Charges	Total Cost	Avg Unit Cost	% of Total Cost
Site: TRAVIS ELEMENTARY SC - TRAVIS ELEMENTARY SC							
Electricity	20,067	KWH	\$3,076.87	\$0.00	\$3,076.87	0.1533	50.15%
Natural Gas	511	CCF	\$373.59	\$0.00	\$373.59	0.7311	6.09%
Water	660	CCF	\$2,448.50	\$0.00	\$2,448.50	3.7098	39.91%
Sewer	98	CCF	\$236.18	\$0.00	\$236.18	2.4100	3.85%
Total Cost:			\$6,135.14	\$0.00	\$6,135.14		

For TRAVIS  
ELEMENTARY  
SC



Filters: Cost Center Name Not One Of DoNotReport; Billing Period Equal To 201006

# elpaso

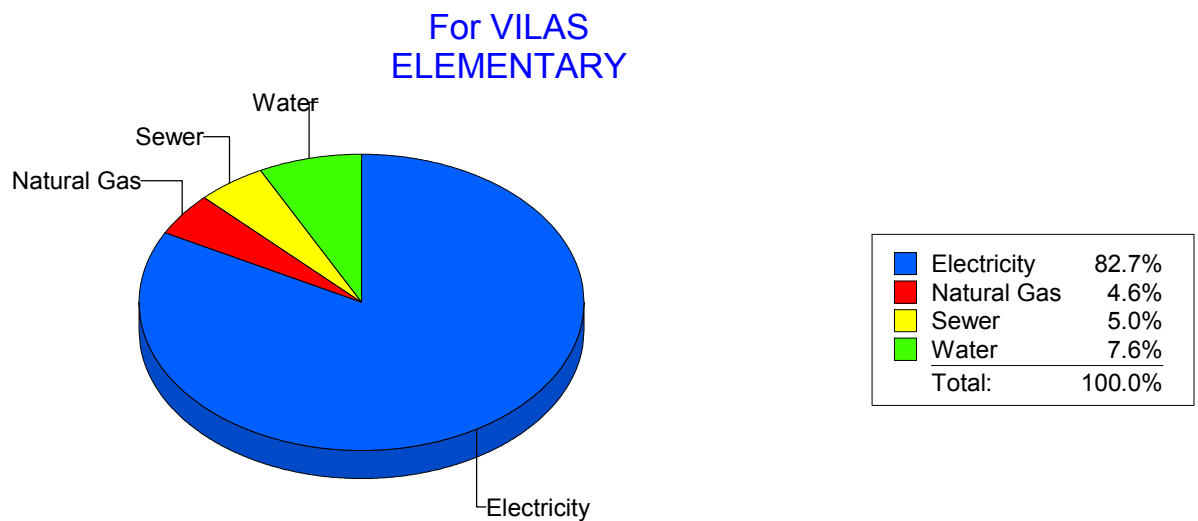
Energy CAP

Cost Avoidance Program

## Cost Summary Graph

Grouped by Energy Type

Energy Type	Use	Units	Meter Cost	Special Charges	Total Cost	Avg Unit Cost	% of Total Cost
Site: VILAS ELEMENTARY - VILAS ELEMENTARY							
Electricity	51,317	KWH	\$7,254.56	\$0.00	\$7,254.56	0.1414	82.75%
Natural Gas	454	CCF	\$406.43	\$0.00	\$406.43	0.8952	4.64%
Water	188	CCF	\$668.16	\$0.00	\$668.16	3.5540	7.62%
Sewer	141	CCF	\$438.14	\$0.00	\$438.14	3.1074	5.00%
Total Cost:			\$8,767.29	\$0.00	\$8,767.29		



Filters: Cost Center Name Not One Of DoNotReport; Billing Period Equal To 201006

# elpaso

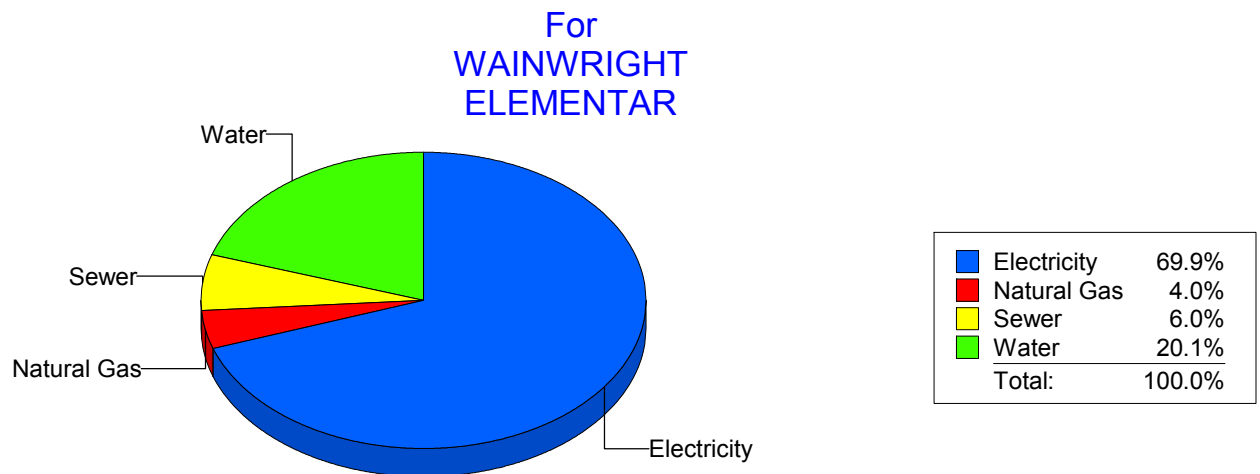
Energy CAP

Cost Avoidance Program

## Cost Summary Graph

Grouped by Energy Type

Energy Type	Use	Units	Meter Cost	Special Charges	Total Cost	Avg Unit Cost	% of Total Cost
Site: WAINWRIGHT ELEMENTAR - WAINWRIGHT ELEMENTAR							
Electricity	11,989	KWH	\$1,734.89	\$0.00	\$1,734.89	0.1447	69.86%
Natural Gas	0	CCF	\$100.14	\$0.00	\$100.14	0.0000	4.03%
Water	91	CCF	\$499.93	\$0.00	\$499.93	5.4937	20.13%
Sewer	11	CCF	\$148.56	\$0.00	\$148.56	13.5055	5.98%
Total Cost:			\$2,483.52	\$0.00	\$2,483.52		



Filters: Cost Center Name Not One Of DoNotReport; Billing Period Equal To 201006

# elpaso

Energy CAP

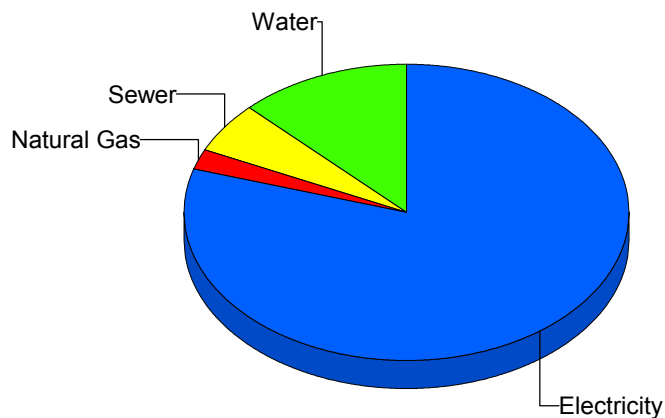
Cost Avoidance Program

## Cost Summary Graph

Grouped by Energy Type

Energy Type	Use	Units	Meter Cost	Special Charges	Total Cost	Avg Unit Cost	% of Total Cost
Site: WESTERN HILLS ELEMEN - WESTERN HILLS ELEMEN							
Electricity	51,240	KWH	\$6,725.70	\$0.00	\$6,725.70	0.1313	79.59%
Natural Gas	278	CCF	\$196.28	\$0.00	\$196.28	0.7060	2.32%
Water	465	CCF	\$1,047.62	\$0.00	\$1,047.62	2.2529	12.40%
Sewer	120	CCF	\$481.18	\$0.00	\$481.18	4.0098	5.69%
Total Cost:			\$8,450.78	\$0.00	\$8,450.78		

For WESTERN  
HILLS ELEMEN



Electricity	79.6%
Natural Gas	2.3%
Sewer	5.7%
Water	12.4%
Total:	100.0%

Filters: Cost Center Name Not One Of DoNotReport; Billing Period Equal To 201006

el Paso

Energy CAP

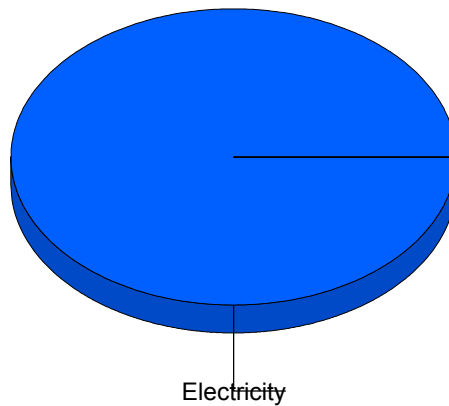
Cost Avoidance Program

## Cost Summary Graph

Grouped by Energy Type

Energy Type	Use	Units	Meter Cost	Special Charges	Total Cost	Avg Unit Cost	% of Total Cost
Site: WESTSIDE TRANSPORTAT - WESTSIDE TRANSPORTAT							
Electricity		1,641 KWH	\$263.95	\$0.00	\$263.95	0.1608	100.00%
Total Cost:			\$263.95	\$0.00	\$263.95		

For WESTSIDE  
TRANSPORTAT



■ Electricity	100.0%
Total:	100.0%

Filters: Cost Center Name Not One Of DoNotReport; Billing Period Equal To 201006

# elpaso

Energy CAP

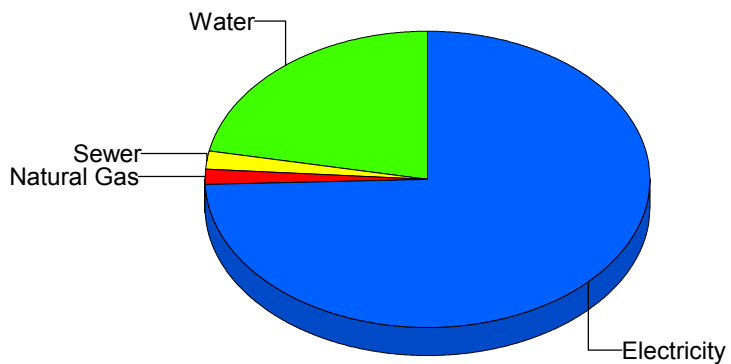
Cost Avoidance Program

## Cost Summary Graph

Grouped by Energy Type

Energy Type	Use	Units	Meter Cost	Special Charges	Total Cost	Avg Unit Cost	% of Total Cost
Site: WHITAKER ELEMENTARY - WHITAKER ELEMENTARY							
Electricity	86,160	KWH	\$10,457.00	\$0.00	\$10,457.00	0.1214	74.36%
Natural Gas	353	CCF	\$243.31	\$0.00	\$243.31	0.6893	1.73%
Water	1,561	CCF	\$3,104.21	\$0.00	\$3,104.21	1.9886	22.07%
Sewer	95	CCF	\$258.26	\$0.00	\$258.26	2.7185	1.84%
Total Cost:			\$14,062.78	\$0.00	\$14,062.78		

For WHITAKER  
ELEMENTARY



Electricity	74.4%
Natural Gas	1.7%
Sewer	1.8%
Water	22.1%
Total:	100.0%

Filters: Cost Center Name Not One Of DoNotReport; Billing Period Equal To 201006

# elpaso

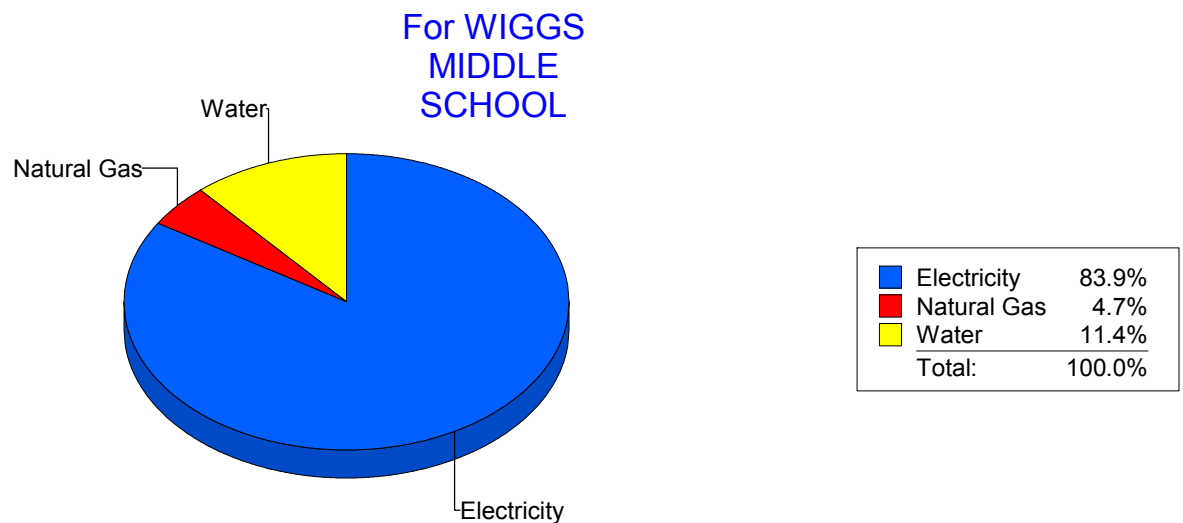
Energy CAP

Cost Avoidance Program

## Cost Summary Graph

Grouped by Energy Type

Energy Type	Use	Units	Meter Cost	Special Charges	Total Cost	Avg Unit Cost	% of Total Cost
Site: WIGGS MIDDLE SCHOOL - WIGGS MIDDLE SCHOOL							
Electricity	36,700	KWH	\$6,073.39	\$0.00	\$6,073.39	0.1655	83.92%
Natural Gas	504	CCF	\$337.90	\$0.00	\$337.90	0.6704	4.67%
Water	342	CCF	\$826.18	\$0.00	\$826.18	2.4157	11.42%
Total Cost:			\$7,237.47	\$0.00	\$7,237.47		



Filters: Cost Center Name Not One Of DoNotReport; Billing Period Equal To 201006



# elpaso

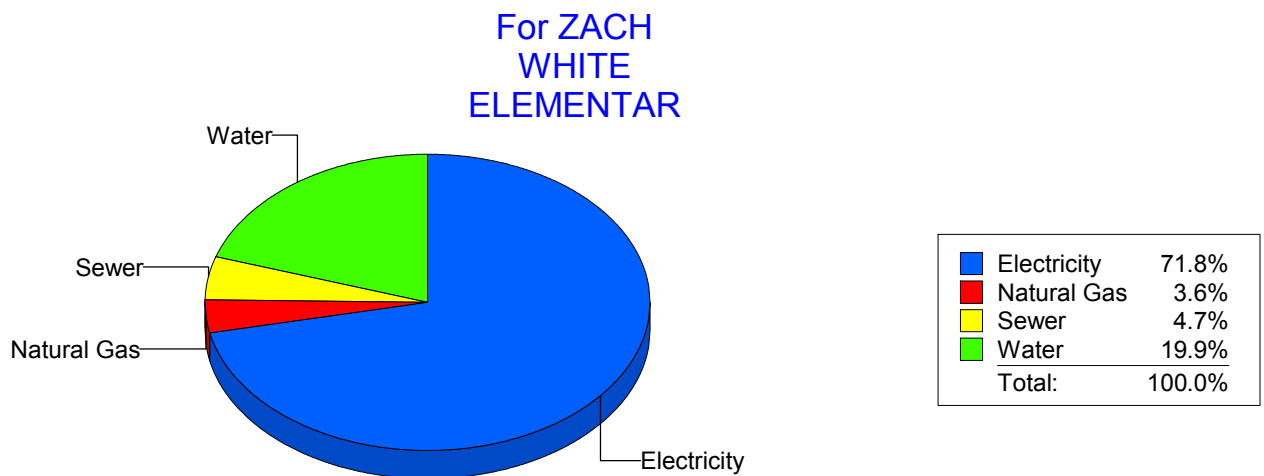
Energy CAP

Cost Avoidance Program

## Cost Summary Graph

Grouped by Energy Type

Energy Type	Use	Units	Meter Cost	Special Charges	Total Cost	Avg Unit Cost	% of Total Cost
Site: ZACH WHITE ELEMENTAR - ZACH WHITE ELEMENTAR							
Electricity	48,600	KWH	\$6,136.61	\$0.00	\$6,136.61	0.1263	71.76%
Natural Gas	408	CCF	\$311.17	\$0.00	\$311.17	0.7627	3.64%
Water	631	CCF	\$1,701.21	\$0.00	\$1,701.21	2.6961	19.89%
Sewer	112	CCF	\$403.06	\$0.00	\$403.06	3.5988	4.71%
Total Cost:			\$8,552.05	\$0.00	\$8,552.05		



Filters: Cost Center Name Not One Of DoNotReport; Billing Period Equal To 201006

# elpaso

Energy CAP

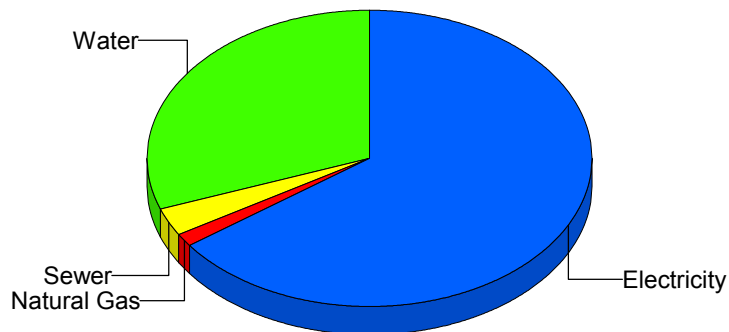
Cost Avoidance Program

## Cost Summary Graph

Grouped by Energy Type

Energy Type	Use	Units	Meter Cost	Special Charges	Total Cost	Avg Unit Cost	% of Total Cost
Site: ZAVALA ELEMENTARY SC - ZAVALA ELEMENTARY SC							
Electricity	20,002	KWH	\$2,607.12	\$0.00	\$2,607.12	0.1303	64.90%
Natural Gas	51	CCF	\$59.53	\$0.00	\$59.53	1.1673	1.48%
Water	297	CCF	\$1,228.45	\$0.00	\$1,228.45	4.1362	30.58%
Sewer	47	CCF	\$121.93	\$0.00	\$121.93	2.5943	3.04%
Total Cost:			\$4,017.03	\$0.00	\$4,017.03		

For ZAVALA  
ELEMENTARY  
SC



Electricity	64.9%
Natural Gas	1.5%
Sewer	3.0%
Water	30.6%
Total:	100.0%

Filters: Cost Center Name Not One Of DoNotReport; Billing Period Equal To 201006

# elpaso

Energy CAP

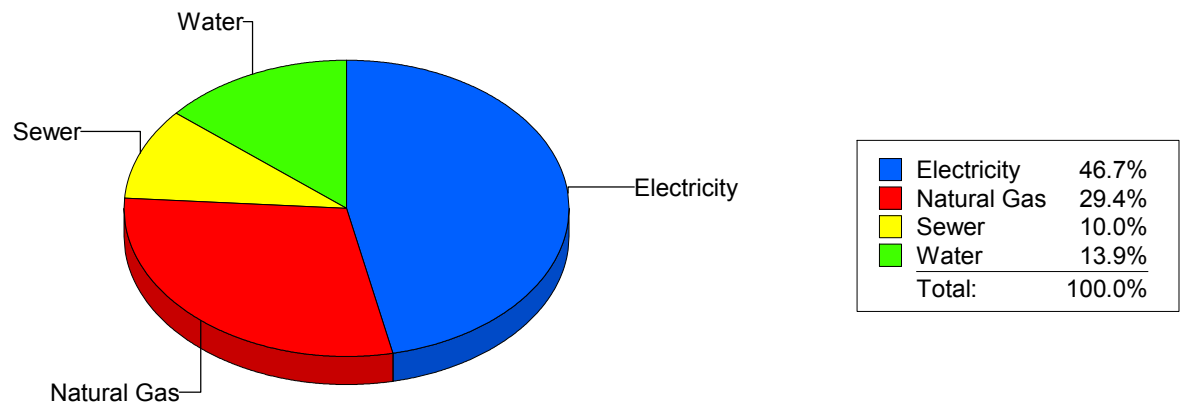
Cost Avoidance Program

## Cost Summary Graph

Grouped by Energy Type

Energy Type	Use	Units	Meter Cost	Special Charges	Total Cost	Avg Unit Cost	% of Total Cost
Site: ZUNI COTTAGES - ZUNI COTTAGES							
Electricity		494 KWH	\$105.99	\$0.00	\$105.99	0.2146	46.68%
Natural Gas		0 CCF	\$66.76	\$0.00	\$66.76	0.0000	29.40%
Water		7 CCF	\$31.55	\$0.00	\$31.55	4.5071	13.90%
Sewer		2 CCF	\$22.76	\$0.00	\$22.76	11.3800	10.02%
Total Cost:			\$227.06	\$0.00	\$227.06		

For ZUNI COTTAGES



Filters: Cost Center Name Not One Of DoNotReport; Billing Period Equal To 201006

# elpaso

Energy CAP

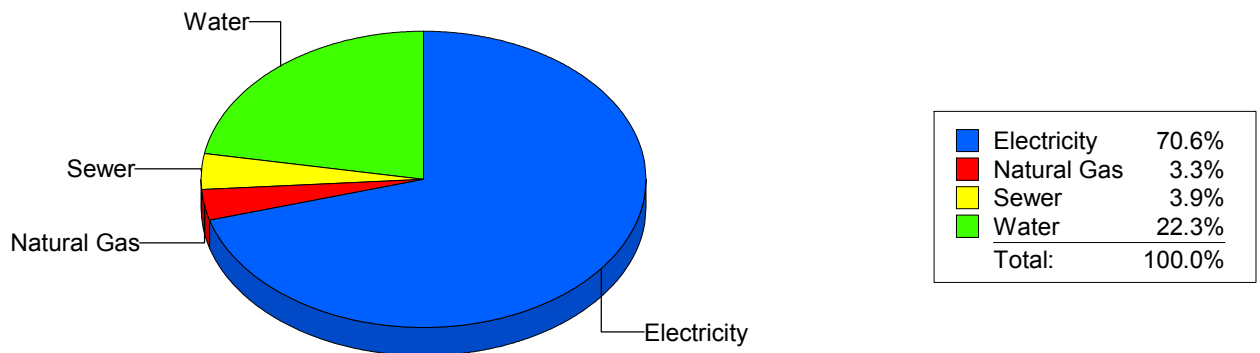
Cost Avoidance Program

## Cost Summary Graph

Grouped by Energy Type

Energy Type	Use	Units	Meter Cost	Special Charges	Total Cost	Avg Unit Cost	% of Total Cost
<b>All Sites</b>							
Electricity	5,114,663	KWH	\$672,109.34	\$0.00	\$672,109.34	0.1314	70.62%
Natural Gas	42,235	CCF	\$31,199.90	\$0.00	\$31,199.90	0.7387	3.28%
Water	73,758	CCF	\$211,769.73	\$0.00	\$211,769.73	2.8711	22.25%
Sewer	16,300	CCF	\$36,667.98	\$0.00	\$36,667.98	2.2496	3.85%
<b>Total Cost:</b>			<b>\$951,746.95</b>	<b>\$0.00</b>	<b>\$951,746.95</b>		

For All Sites



Filters: Cost Center Name Not One Of DoNotReport; Billing Period Equal To 201006