

# elpaso

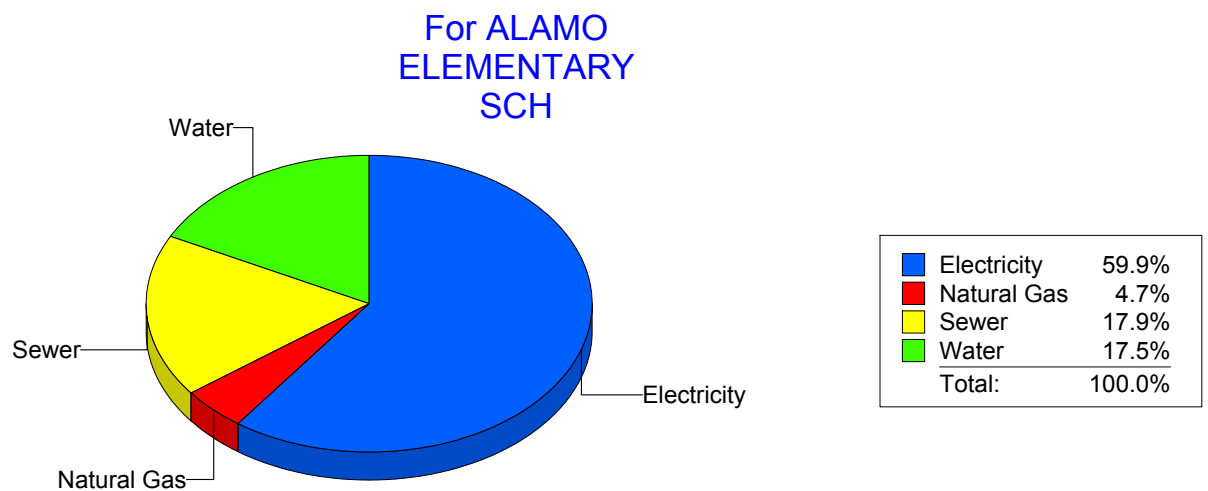
Energy CAP

Cost Avoidance Program

## Cost Summary Graph

Grouped by Energy Type

Energy Type	Use	Units	Total Cost	Avg Unit Cost	% of Total Cost
Site: ALAMO ELEMENTARY SCH - ALAMO ELEMENTARY SCH					
Electricity	2,500	KWH	\$429.78	0.1719	59.93%
Natural Gas	0	CCF	\$33.84	0.0000	4.72%
Water	0	CCF	\$125.26	0.0000	17.47%
Sewer	3	CCF	\$128.29	42.7633	17.89%
Total Cost:			\$717.17		



Filters: Cost Center Names Not Like DoNotReport\*; Site Names Not Like DoNotReport\*; Billing Period Equal To 200904

# elpaso

Energy CAP

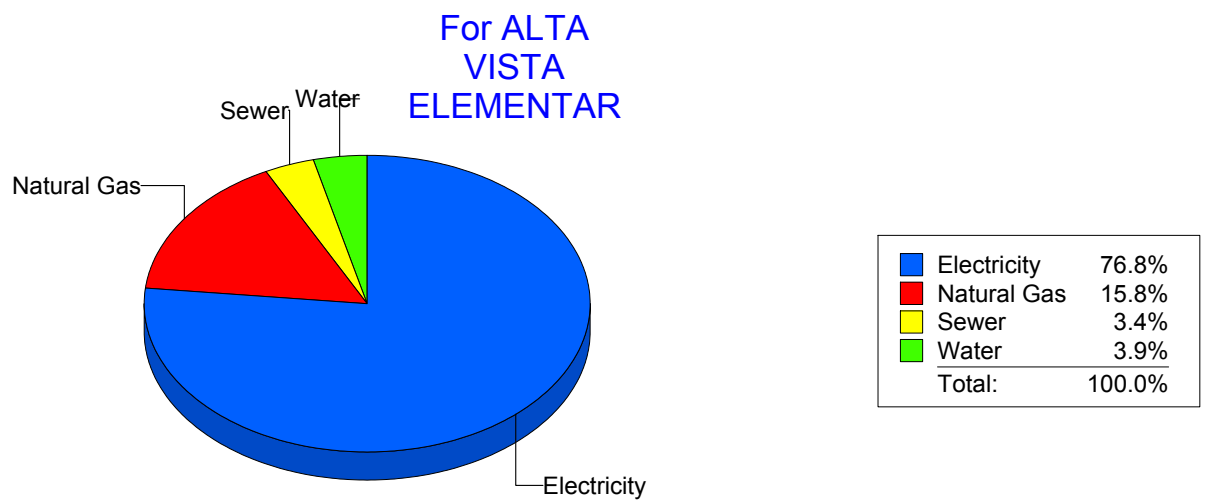
Cost Avoidance Program

## Cost Summary Graph

Grouped by Energy Type

Energy Type	Use	Units	Total Cost	Avg Unit Cost	% of Total Cost
Site: ALTA VISTA ELEMENTAR - ALTA VISTA ELEMENTAR					
Electricity	26,100	KWH	\$3,962.13	0.1518	76.78%
Natural Gas	1,212	CCF	\$817.47	0.6745	15.84%
Water	97	CCF	\$203.28	2.0957	3.94%
Sewer	91	CCF	\$177.81	1.9540	3.45%

Total Cost: \$5,160.69



Filters: Cost Center Names Not Like DoNotReport\*; Site Names Not Like DoNotReport\*; Billing Period Equal To 200904

# el Paso

Energy CAP

Cost Avoidance Program

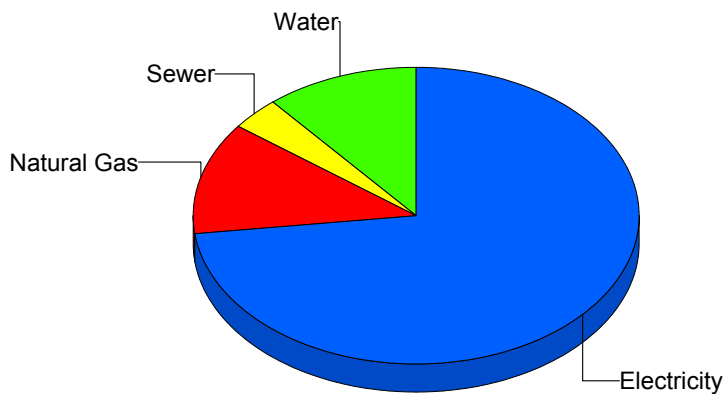
## Cost Summary Graph

Grouped by Energy Type

Energy Type	Use	Units	Total Cost	Avg Unit Cost	% of Total Cost
Site: ANDRESS HIGH SCHOOL - ANDRESS HIGH SCHOOL					
Electricity	175,775	KWH	\$20,896.56	0.1189	73.16%
Natural Gas	5,408	CCF	\$3,438.49	0.6358	12.04%
Water	1,587	CCF	\$3,169.29	1.9970	11.10%
Sewer	724	CCF	\$1,057.09	1.4601	3.70%

Total Cost: \$28,561.43

For ANDRESS  
HIGH SCHOOL



Electricity	73.2%
Natural Gas	12.0%
Sewer	3.7%
Water	11.1%
Total:	100.0%

Filters: Cost Center Names Not Like DoNotReport\*; Site Names Not Like DoNotReport\*; Billing Period Equal To 200904

# elpaso

Energy CAP

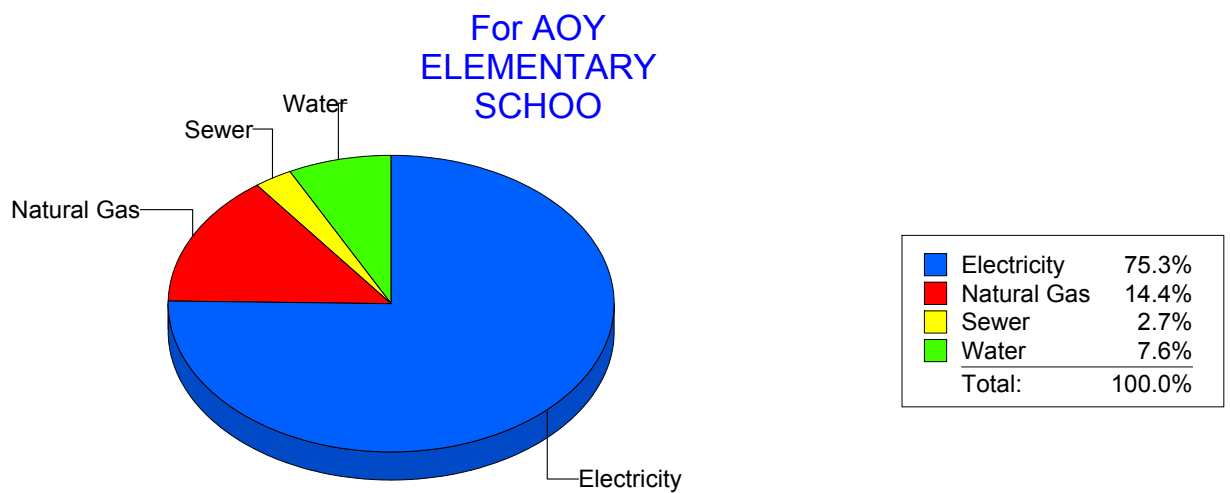
Cost Avoidance Program

## Cost Summary Graph

Grouped by Energy Type

Energy Type	Use	Units	Total Cost	Avg Unit Cost	% of Total Cost
Site: AOY ELEMENTARY SCHOO - AOY ELEMENTARY SCHOO					
Electricity	75,924	KWH	\$9,951.67	0.1311	75.31%
Natural Gas	2,958	CCF	\$1,906.71	0.6446	14.43%
Water	228	CCF	\$1,004.09	4.4039	7.60%
Sewer	71	CCF	\$351.60	4.9521	2.66%

Total Cost: \$13,214.07



Filters: Cost Center Names Not Like DoNotReport\*; Site Names Not Like DoNotReport\*; Billing Period Equal To 200904

# el Paso

Energy CAP

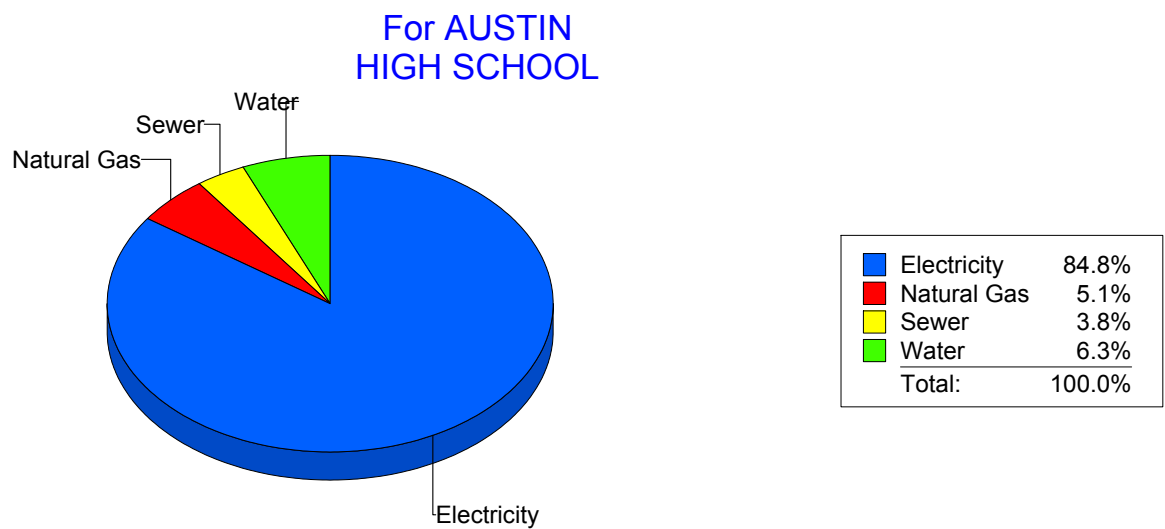
Cost Avoidance Program

## Cost Summary Graph

Grouped by Energy Type

Energy Type	Use	Units	Total Cost	Avg Unit Cost	% of Total Cost
Site: AUSTIN HIGH SCHOOL - AUSTIN HIGH SCHOOL					
Electricity	208,016	KWH	\$24,886.75	0.1196	84.75%
Natural Gas	2,282	CCF	\$1,510.26	0.6618	5.14%
Water	818	CCF	\$1,862.70	2.2771	6.34%
Sewer	438	CCF	\$1,104.64	2.5220	3.76%

Total Cost: \$29,364.35



Filters: Cost Center Names Not Like DoNotReport\*; Site Names Not Like DoNotReport\*; Billing Period Equal To 200904

# elpaso

Energy CAP

Cost Avoidance Program

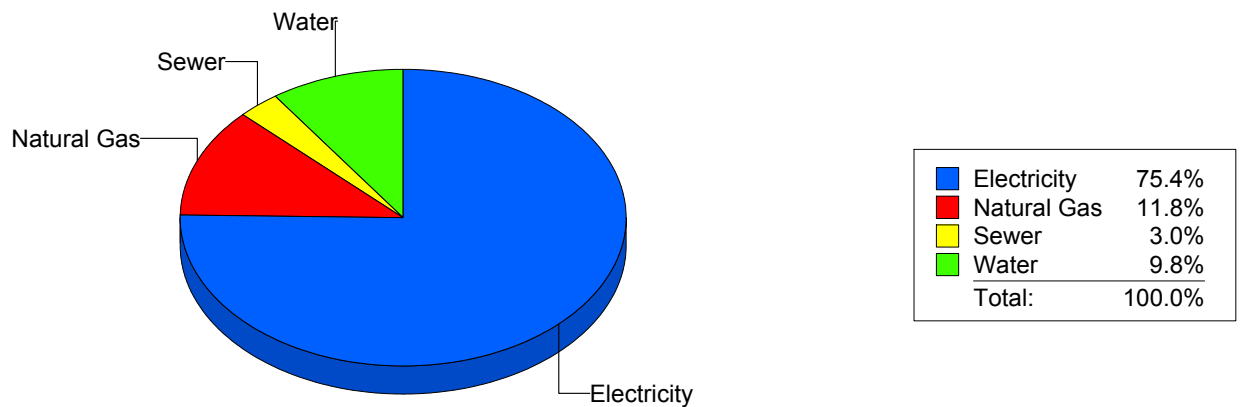
## Cost Summary Graph

Grouped by Energy Type

Energy Type	Use	Units	Total Cost	Avg Unit Cost	% of Total Cost
Site: BARRON - BARRON					
Electricity	60,980	KWH	\$8,300.53	0.1361	75.40%
Natural Gas	1,975	CCF	\$1,293.56	0.6550	11.75%
Water	218	CCF	\$1,082.39	4.9651	9.83%
Sewer	76	CCF	\$331.71	4.3646	3.01%

**Total Cost:** \$11,008.19

For BARRON



*Filters: Cost Center Names Not Like DoNotReport\*; Site Names Not Like DoNotReport\*; Billing Period Equal To 200904*

# elpaso

Energy CAP

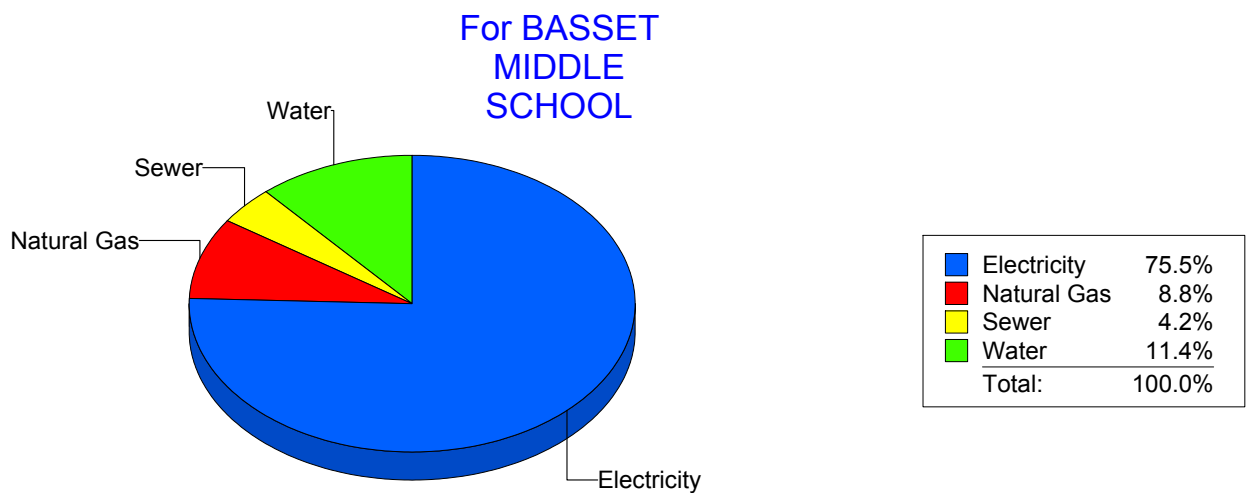
Cost Avoidance Program

## Cost Summary Graph

Grouped by Energy Type

Energy Type	Use	Units	Total Cost	Avg Unit Cost	% of Total Cost
Site: BASSET MIDDLE SCHOOL - BASSET MIDDLE SCHOOL					
Electricity	59,854	KWH	\$8,555.52	0.1429	75.55%
Natural Gas	1,446	CCF	\$996.98	0.6895	8.80%
Water	347	CCF	\$1,295.23	3.7327	11.44%
Sewer	267	CCF	\$476.70	1.7854	4.21%

Total Cost: \$11,324.43



Filters: Cost Center Names Not Like DoNotReport\*; Site Names Not Like DoNotReport\*; Billing Period Equal To 200904

# elpaso

Energy CAP

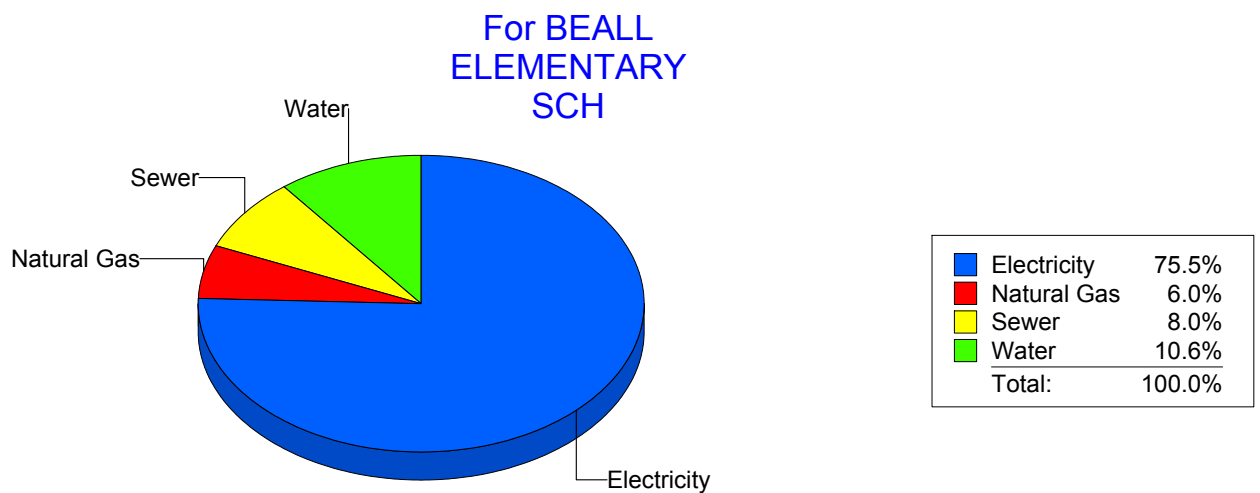
Cost Avoidance Program

## Cost Summary Graph

Grouped by Energy Type

Energy Type	Use	Units	Total Cost	Avg Unit Cost	% of Total Cost
Site: BEALL ELEMENTARY SCH - BEALL ELEMENTARY SCH					
Electricity	24,320	KWH	\$3,220.34	0.1324	75.51%
Natural Gas	362	CCF	\$255.02	0.7045	5.98%
Water	224	CCF	\$449.99	2.0089	10.55%
Sewer	159	CCF	\$339.54	2.1355	7.96%

Total Cost: \$4,264.89



Filters: Cost Center Names Not Like DoNotReport\*; Site Names Not Like DoNotReport\*; Billing Period Equal To 200904



# elpaso

Energy CAP

Cost Avoidance Program

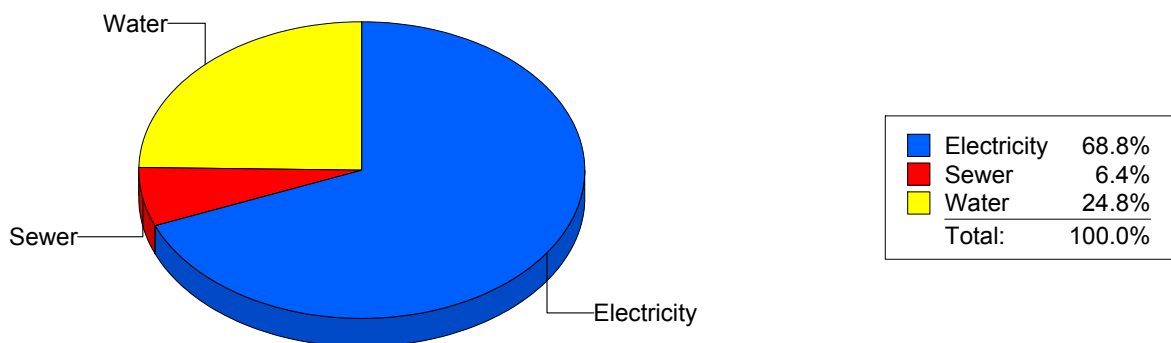
## Cost Summary Graph

Grouped by Energy Type

Energy Type	Use	Units	Total Cost	Avg Unit Cost	% of Total Cost
Site: BLISS ELEMENTARY - BLISS ELEMENTARY					
Electricity	21,900	KWH	\$3,007.47	0.1373	68.79%
Water	365	CCF	\$1,084.34	2.9708	24.80%
Sewer	112	CCF	\$279.85	2.4987	6.40%

Total Cost: \$4,371.66

For BLISS  
ELEMENTARY



Filters: Cost Center Names Not Like DoNotReport\*; Site Names Not Like DoNotReport\*; Billing Period Equal To 200904

# elpaso

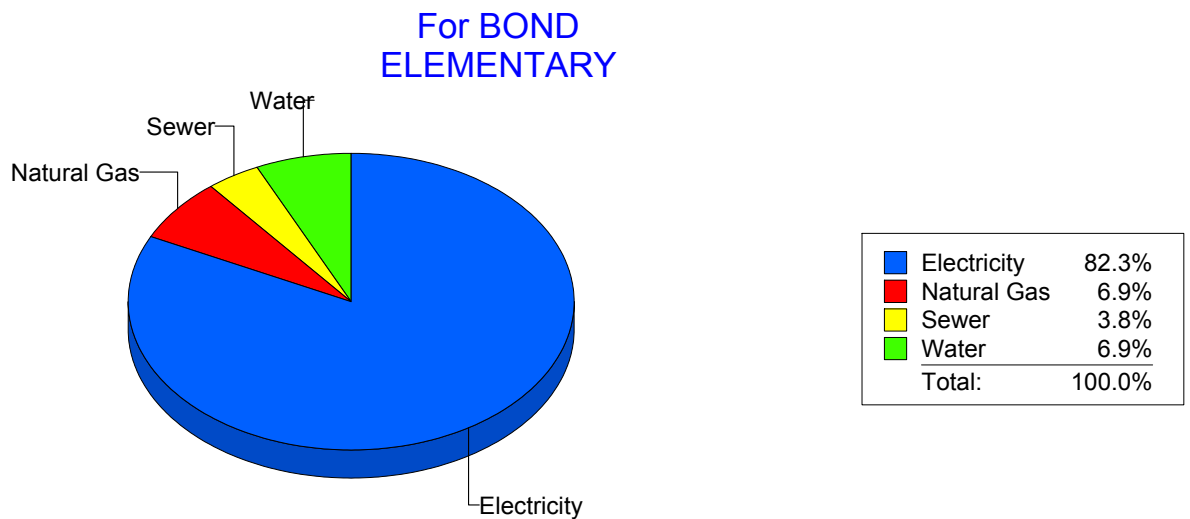
Energy CAP

Cost Avoidance Program

## Cost Summary Graph

Grouped by Energy Type

Energy Type	Use	Units	Total Cost	Avg Unit Cost	% of Total Cost
<b>Site: BOND - BOND ELEMENTARY</b>					
Electricity	44,705	KWH	\$7,974.01	0.1784	82.35%
Natural Gas	970	CCF	\$669.80	0.6905	6.92%
Water	336	CCF	\$666.99	1.9851	6.89%
Sewer	185	CCF	\$372.56	2.0138	3.85%
<b>Total Cost:</b>			<b>\$9,683.36</b>		



*Filters: Cost Center Names Not Like DoNotReport\*; Site Names Not Like DoNotReport\*; Billing Period Equal To 200904*

# elpaso

Energy CAP

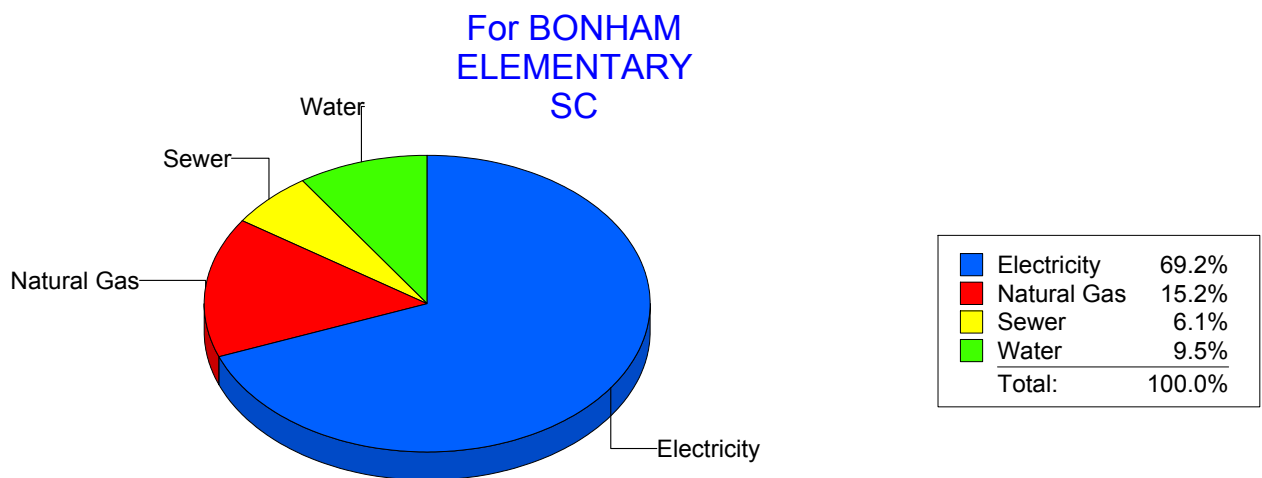
Cost Avoidance Program

## Cost Summary Graph

Grouped by Energy Type

Energy Type	Use	Units	Total Cost	Avg Unit Cost	% of Total Cost
Site: BONHAM ELEMENTARY SC - BONHAM ELEMENTARY SC					
Electricity	21,400	KWH	\$3,375.15	0.1577	69.17%
Natural Gas	1,096	CCF	\$744.00	0.6788	15.25%
Water	221	CCF	\$464.41	2.1014	9.52%
Sewer	206	CCF	\$295.82	1.4360	6.06%

**Total Cost:** \$4,879.38



*Filters: Cost Center Names Not Like DoNotReport\*; Site Names Not Like DoNotReport\*; Billing Period Equal To 200904*

# elpaso

Energy CAP

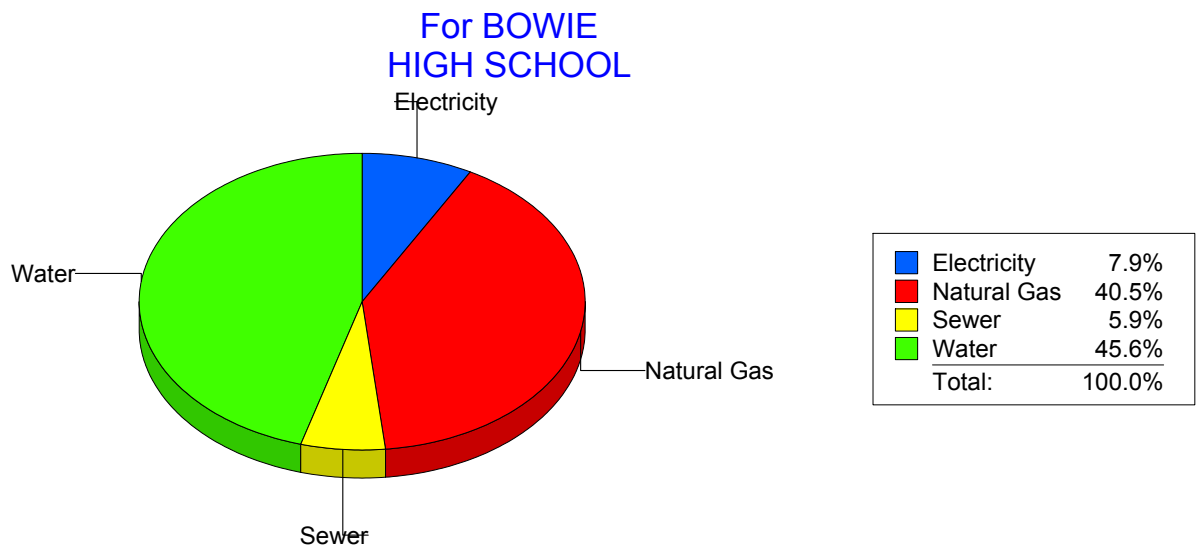
Cost Avoidance Program

## Cost Summary Graph

Grouped by Energy Type

Energy Type	Use	Units	Total Cost	Avg Unit Cost	% of Total Cost
<b>Site: BOWIE HIGH SCHOOL - BOWIE HIGH SCHOOL</b>					
Electricity	8,620	KWH	\$1,076.84	0.1249	7.92%
Natural Gas	8,846	CCF	\$5,502.84	0.6221	40.49%
Water	4,207	CCF	\$6,202.59	1.4743	45.64%
Sewer	524	CCF	\$807.28	1.5406	5.94%

**Total Cost: \$13,589.55**



*Filters: Cost Center Names Not Like DoNotReport\*; Site Names Not Like DoNotReport\*; Billing Period Equal To 200904*

# elpaso

Energy CAP

Cost Avoidance Program

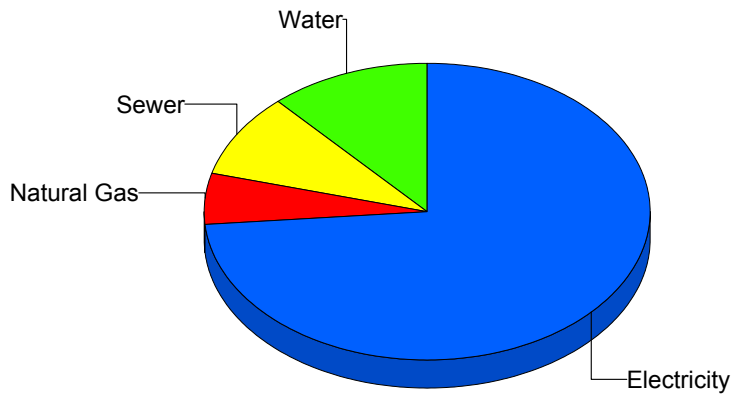
## Cost Summary Graph

Grouped by Energy Type

Energy Type	Use	Units	Total Cost	Avg Unit Cost	% of Total Cost
Site: BRADLEY ELEMENTARY - BRADLEY ELEMENTARY					
Electricity	24,900	KWH	\$3,466.79	0.1392	73.67%
Natural Gas	372	CCF	\$261.45	0.7028	5.56%
Water	249	CCF	\$554.53	2.2270	11.78%
Sewer	166	CCF	\$422.77	2.5468	8.98%

Total Cost: \$4,705.54

For BRADLEY  
ELEMENTARY



Electricity	73.7%
Natural Gas	5.6%
Sewer	9.0%
Water	11.8%
Total:	100.0%

Filters: Cost Center Names Not Like DoNotReport\*; Site Names Not Like DoNotReport\*; Billing Period Equal To 200904

# elpaso

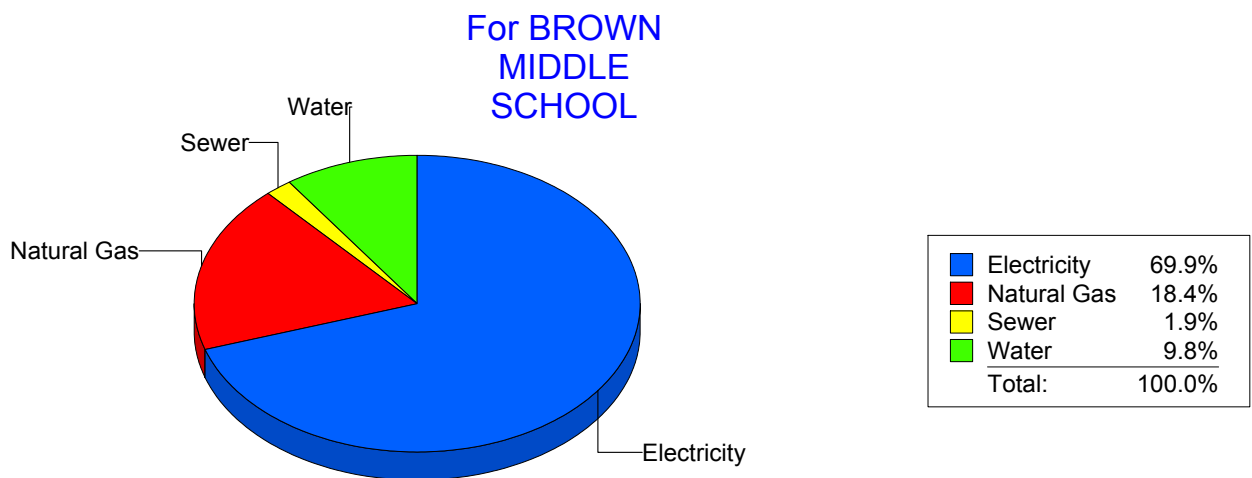
Energy CAP

Cost Avoidance Program

## Cost Summary Graph

Grouped by Energy Type

Energy Type	Use	Units	Total Cost	Avg Unit Cost	% of Total Cost
Site: BROWN MIDDLE SCHOOL - BROWN MIDDLE SCHOOL					
Electricity	147,400	KWH	\$17,352.56	0.1177	69.91%
Natural Gas	7,363	CCF	\$4,568.78	0.6205	18.41%
Water	758	CCF	\$2,429.70	3.2054	9.79%
Sewer	203	CCF	\$469.76	2.3141	1.89%
Total Cost:			\$24,820.80		



Filters: Cost Center Names Not Like DoNotReport\*; Site Names Not Like DoNotReport\*; Billing Period Equal To 200904

# el Paso

Energy CAP

Cost Avoidance Program

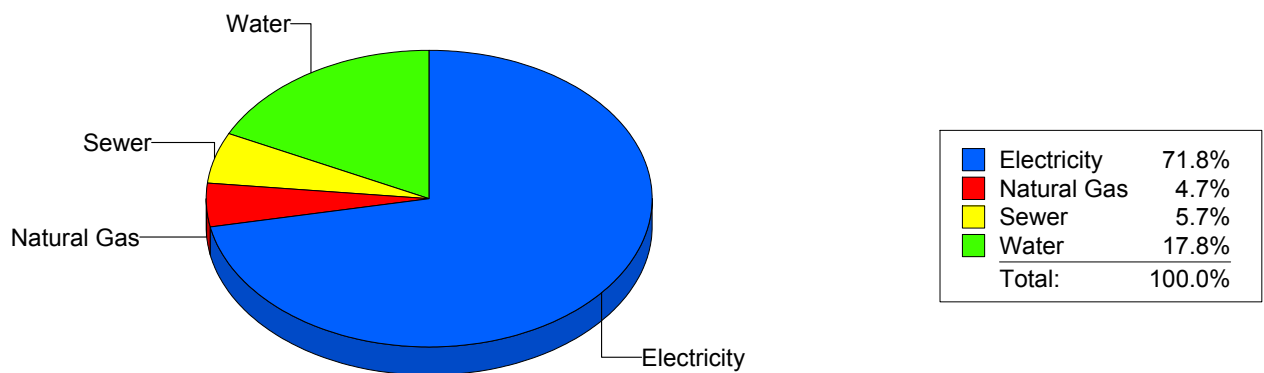
## Cost Summary Graph

Grouped by Energy Type

Energy Type	Use	Units	Total Cost	Avg Unit Cost	% of Total Cost
Site: BURGESS HIGH SCHOOL - BURGESS HIGH SCHOOL					
Electricity	109,938	KWH	\$14,227.36	0.1294	71.84%
Natural Gas	1,401	CCF	\$933.83	0.6665	4.72%
Water	1,664	CCF	\$3,522.78	2.1171	17.79%
Sewer	716	CCF	\$1,121.27	1.5660	5.66%

Total Cost: \$19,805.24

For BURGESS  
HIGH SCHOOL



Filters: Cost Center Names Not Like DoNotReport\*; Site Names Not Like DoNotReport\*; Billing Period Equal To 200904

# elpaso

Energy CAP

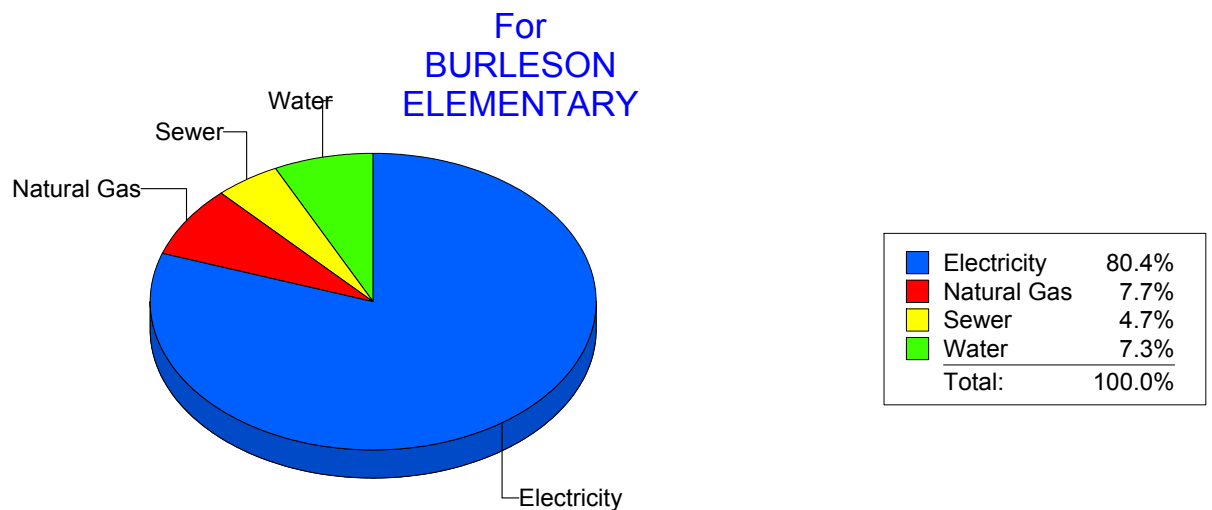
Cost Avoidance Program

## Cost Summary Graph

Grouped by Energy Type

Energy Type	Use	Units	Total Cost	Avg Unit Cost	% of Total Cost
<b>Site: BURLESON ELEMENTARY - BURLESON ELEMENTARY</b>					
Electricity	26,078	KWH	\$3,540.36	0.1358	80.37%
Natural Gas	334	CCF	\$338.54	1.0136	7.69%
Water	152	CCF	\$320.18	2.1064	7.27%
Sewer	64	CCF	\$205.76	3.2150	4.67%

**Total Cost: \$4,404.84**



*Filters: Cost Center Names Not Like DoNotReport\*; Site Names Not Like DoNotReport\*; Billing Period Equal To 200904*



# elpaso

Energy CAP

Cost Avoidance Program

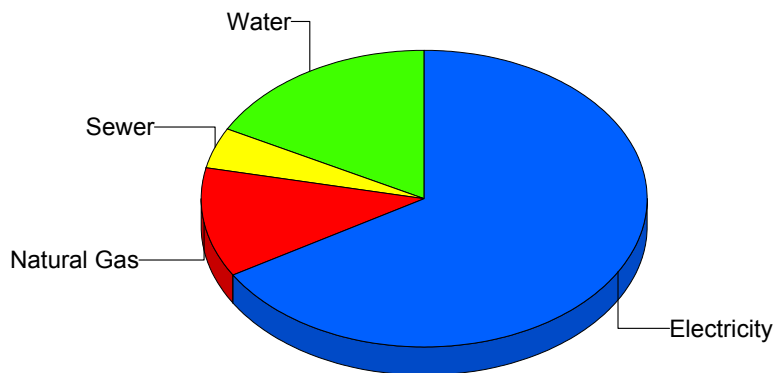
## Cost Summary Graph

Grouped by Energy Type

Energy Type	Use	Units	Total Cost	Avg Unit Cost	% of Total Cost
Site: BURNET ELEMENTARY - BURNET ELEMENTARY					
Electricity	19,166	KWH	\$3,169.72	0.1654	66.41%
Natural Gas	818	CCF	\$573.13	0.7006	12.01%
Water	333	CCF	\$818.03	2.4565	17.14%
Sewer	118	CCF	\$212.10	1.7975	4.44%

Total Cost: \$4,772.98

For BURNET  
ELEMENTARY



Electricity	66.4%
Natural Gas	12.0%
Sewer	4.4%
Water	17.1%
Total:	100.0%

Filters: Cost Center Names Not Like DoNotReport\*; Site Names Not Like DoNotReport\*; Billing Period Equal To 200904

# el Paso

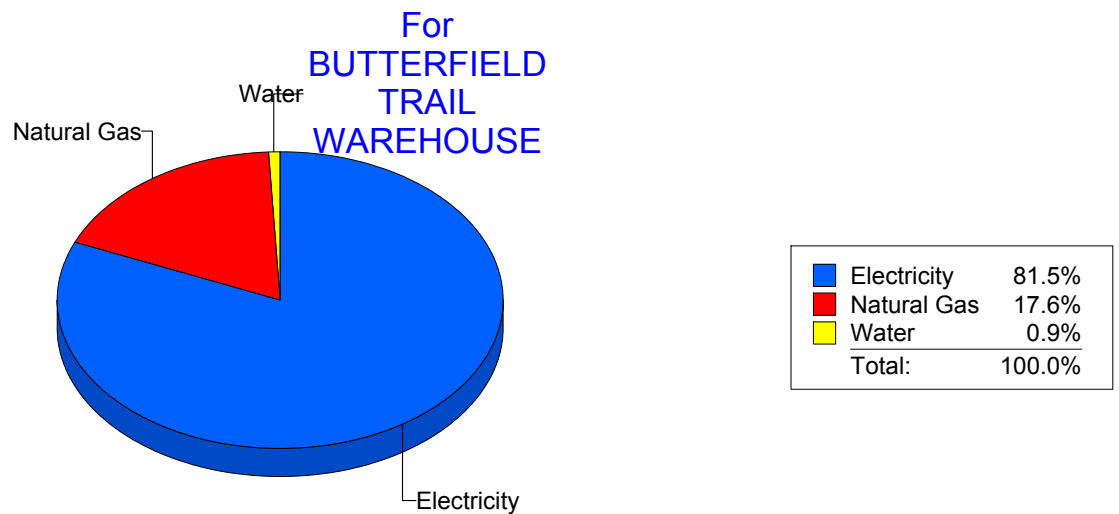
Energy CAP

Cost Avoidance Program

## Cost Summary Graph

Grouped by Energy Type

Energy Type	Use	Units	Total Cost	Avg Unit Cost	% of Total Cost
Site: BUTTERFIELDTRAILWAREHOUSE - BUTTERFIELD TRAIL WAREHOUSE					
Electricity	4,100	KWH	\$645.81	0.1575	81.50%
Natural Gas	182	CCF	\$139.37	0.7658	17.59%
Water	0	CCF	\$7.27	0.0000	0.92%
Total Cost:			\$792.45		



Filters: Cost Center Names Not Like DoNotReport\*; Site Names Not Like DoNotReport\*; Billing Period Equal To 200904

# elpaso

Energy CAP

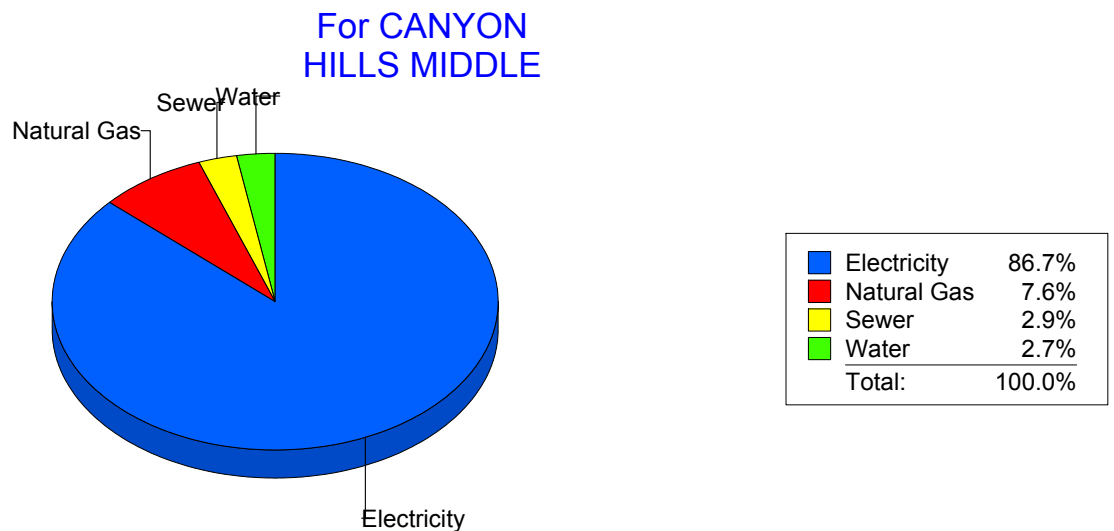
Cost Avoidance Program

## Cost Summary Graph

Grouped by Energy Type

Energy Type	Use	Units	Total Cost	Avg Unit Cost	% of Total Cost
Site: CANYON HILLS MIDDLE - CANYON HILLS MIDDLE					
Electricity	59,950	KWH	\$9,765.20	0.1629	86.73%
Natural Gas	1,269	CCF	\$855.85	0.6744	7.60%
Water	79	CCF	\$308.03	3.8991	2.74%
Sewer	93	CCF	\$330.06	3.5490	2.93%

**Total Cost: \$11,259.14**



*Filters: Cost Center Names Not Like DoNotReport\*; Site Names Not Like DoNotReport\*; Billing Period Equal To 200904*

# elpaso

Energy CAP

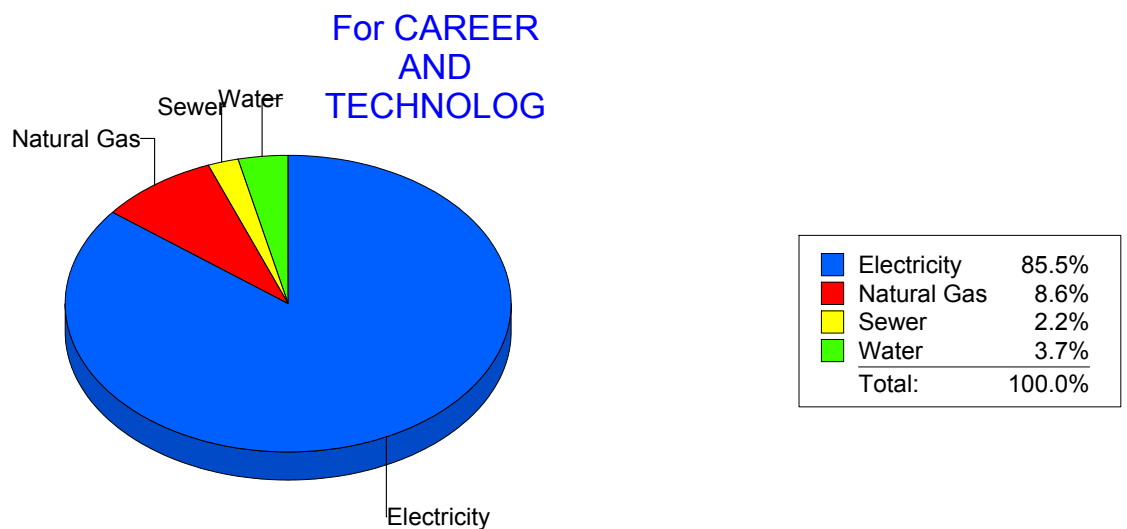
Cost Avoidance Program

## Cost Summary Graph

Grouped by Energy Type

Energy Type	Use	Units	Total Cost	Avg Unit Cost	% of Total Cost
Site: CAREER AND TECHNOLOG - CAREER AND TECHNOLOG					
Electricity	118,555	KWH	\$14,293.73	0.1206	85.47%
Natural Gas	2,268	CCF	\$1,443.61	0.6365	8.63%
Water	259	CCF	\$625.33	2.4144	3.74%
Sewer	137	CCF	\$361.08	2.6356	2.16%

Total Cost: \$16,723.75



Filters: Cost Center Names Not Like DoNotReport\*; Site Names Not Like DoNotReport\*; Billing Period Equal To 200904

# el Paso

Energy CAP

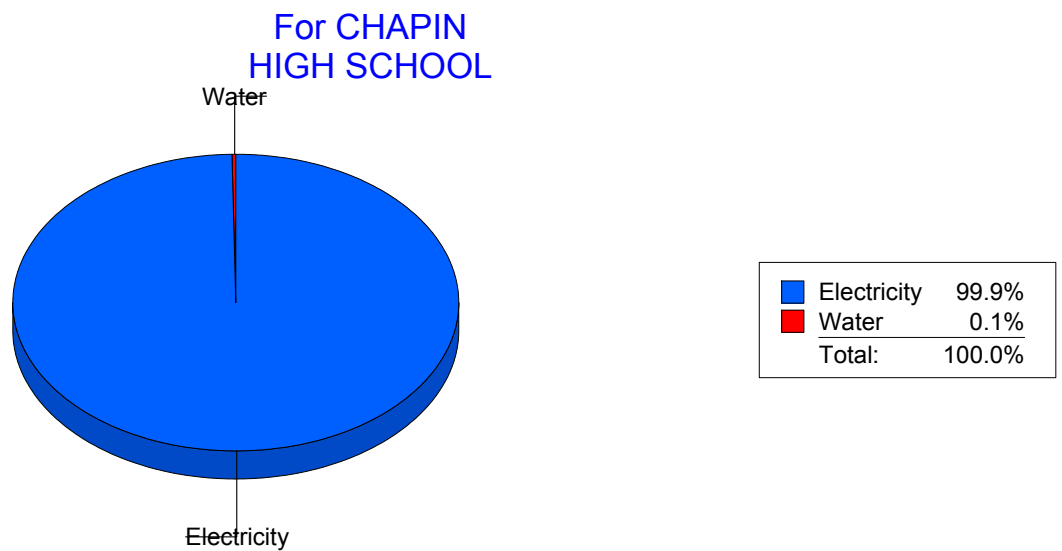
Cost Avoidance Program

## Cost Summary Graph

Grouped by Energy Type

Energy Type	Use	Units	Total Cost	Avg Unit Cost	% of Total Cost
<b>Site: CHAPIN HIGH SCHOOL - CHAPIN HIGH SCHOOL</b>					
Electricity	225,854	KWH	\$29,173.76	0.1292	99.85%
Water	0	CCF	\$43.66	0.0000	0.15%

**Total Cost: \$29,217.42**



*Filters: Cost Center Names Not Like DoNotReport\*; Site Names Not Like DoNotReport\*; Billing Period Equal To 200904*

# elpaso

Energy CAP

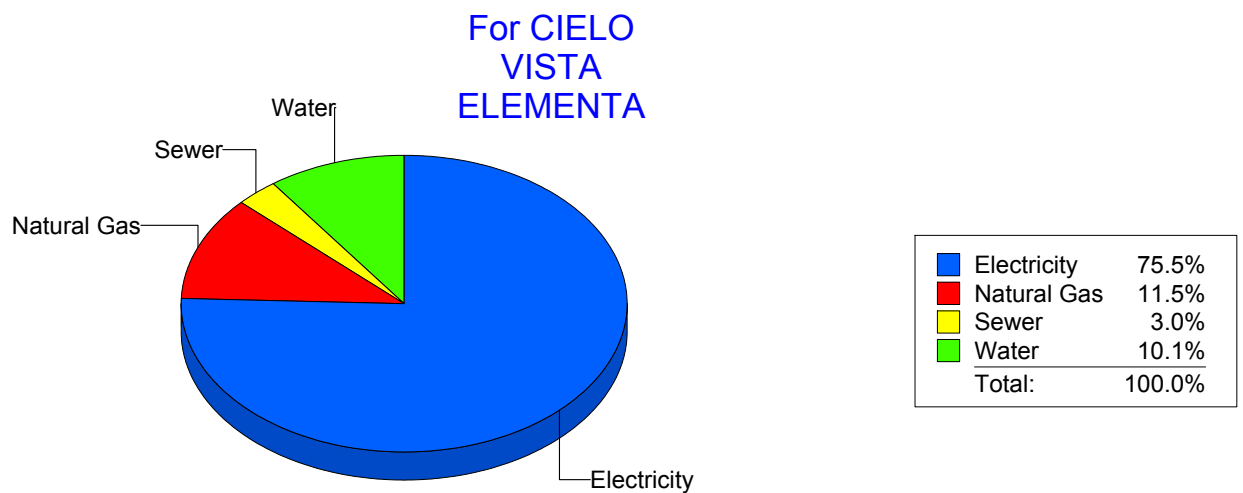
Cost Avoidance Program

## Cost Summary Graph

Grouped by Energy Type

Energy Type	Use	Units	Total Cost	Avg Unit Cost	% of Total Cost
Site: CIELO VISTA ELEMENTA - CIELO VISTA ELEMENTA					
Electricity	42,280	KWH	\$5,761.28	0.1363	75.46%
Natural Gas	1,304	CCF	\$876.21	0.6719	11.48%
Water	471	CCF	\$771.67	1.6384	10.11%
Sewer	69	CCF	\$225.24	3.2643	2.95%

Total Cost: \$7,634.40



Filters: Cost Center Names Not Like DoNotReport\*; Site Names Not Like DoNotReport\*; Billing Period Equal To 200904

# elpaso

Energy CAP

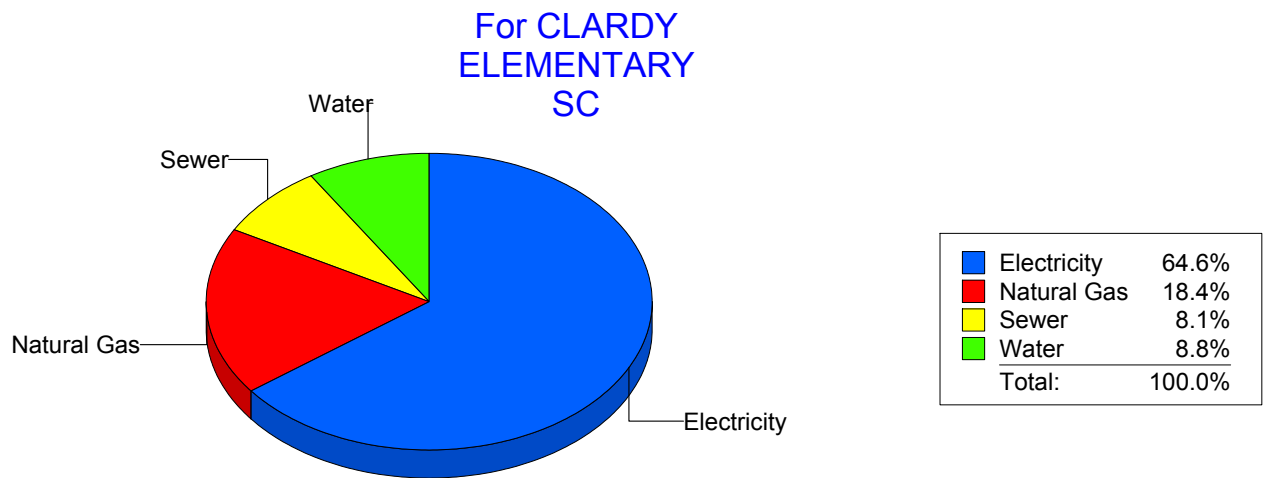
Cost Avoidance Program

## Cost Summary Graph

Grouped by Energy Type

Energy Type	Use	Units	Total Cost	Avg Unit Cost	% of Total Cost
<b>Site: CLARDY ELEMENTARY SC - CLARDY ELEMENTARY SC</b>					
Electricity	29,969	KWH	\$4,168.64	0.1391	64.63%
Natural Gas	1,804	CCF	\$1,188.78	0.6590	18.43%
Water	264	CCF	\$570.62	2.1614	8.85%
Sewer	254	CCF	\$522.43	2.0568	8.10%

**Total Cost: \$6,450.47**



*Filters: Cost Center Names Not Like DoNotReport\*; Site Names Not Like DoNotReport\*; Billing Period Equal To 200904*

# elpaso

Energy CAP

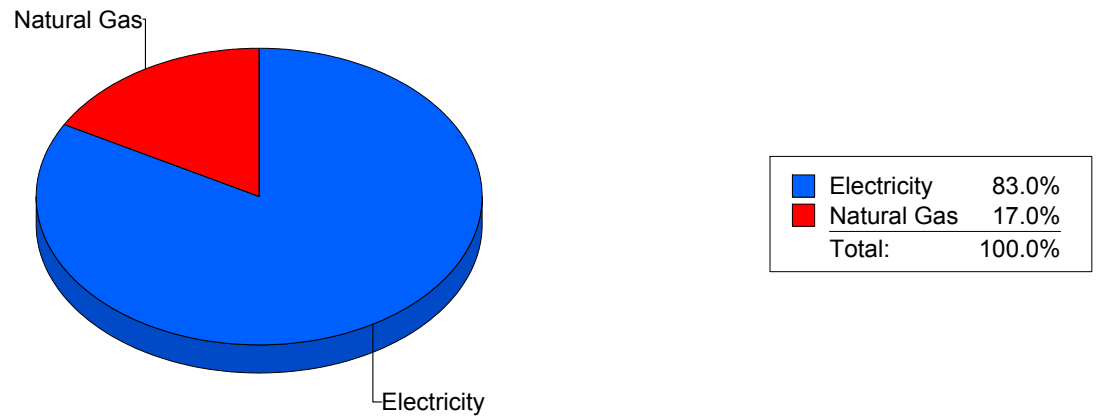
Cost Avoidance Program

## Cost Summary Graph

Grouped by Energy Type

Energy Type	Use	Units	Total Cost	Avg Unit Cost	% of Total Cost
Site: CLENDININ - CLENDININ					
Electricity	46,750	KWH	\$6,954.13	0.1488	82.96%
Natural Gas	2,243	CCF	\$1,428.05	0.6367	17.04%
Total Cost:			\$8,382.18		

For CLENDININ



Filters: Cost Center Names Not Like DoNotReport\*; Site Names Not Like DoNotReport\*; Billing Period Equal To 200904



# elpaso

Energy CAP

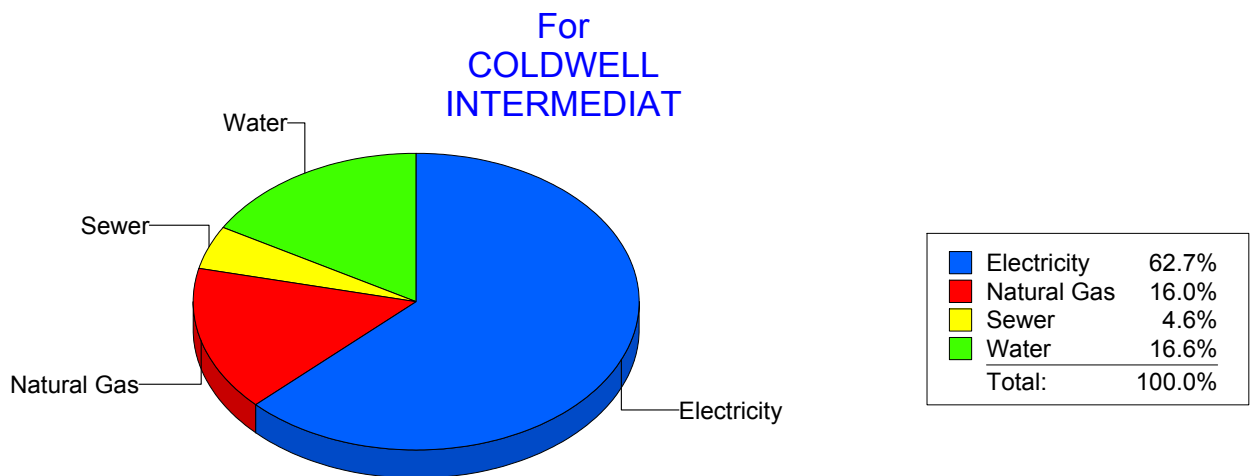
Cost Avoidance Program

## Cost Summary Graph

Grouped by Energy Type

Energy Type	Use	Units	Total Cost	Avg Unit Cost	% of Total Cost
Site: COLDWELL INTERMEDIAT - COLDWELL INTERMEDIAT					
Electricity	23,839	KWH	\$3,123.51	0.1310	62.74%
Natural Gas	1,173	CCF	\$796.13	0.6787	15.99%
Water	253	CCF	\$828.87	3.2762	16.65%
Sewer	93	CCF	\$229.83	2.4713	4.62%

**Total Cost: \$4,978.34**



*Filters: Cost Center Names Not Like DoNotReport\*; Site Names Not Like DoNotReport\*; Billing Period Equal To 200904*

# elpaso

Energy CAP

Cost Avoidance Program

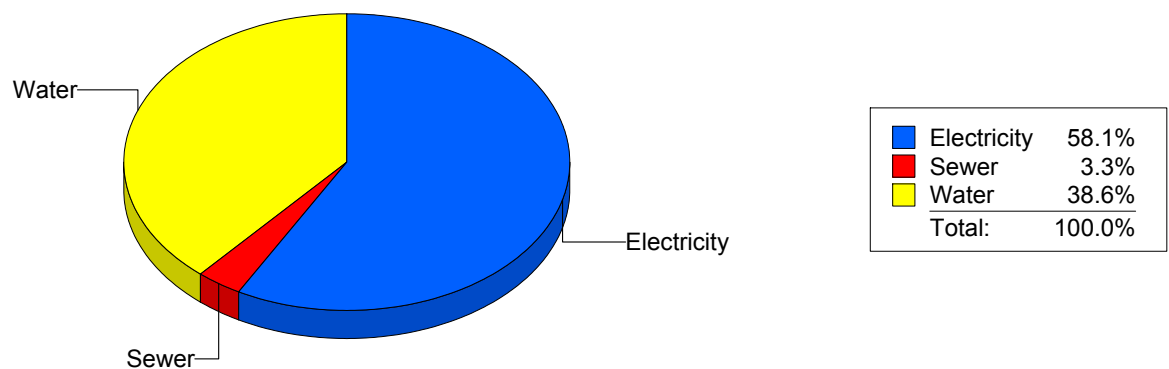
## Cost Summary Graph

Grouped by Energy Type

Energy Type	Use	Units	Total Cost	Avg Unit Cost	% of Total Cost
Site: COLLINS ELEMENTARY - COLLINS ELEMENTARY					
Electricity	47,180	KWH	\$6,709.58	0.1422	58.10%
Water	1,146	CCF	\$4,459.41	3.8913	38.61%
Sewer	191	CCF	\$380.18	1.9905	3.29%

Total Cost: \$11,549.17

For COLLINS  
ELEMENTARY



Filters: Cost Center Names Not Like DoNotReport\*; Site Names Not Like DoNotReport\*; Billing Period Equal To 200904

# elpaso

Energy CAP

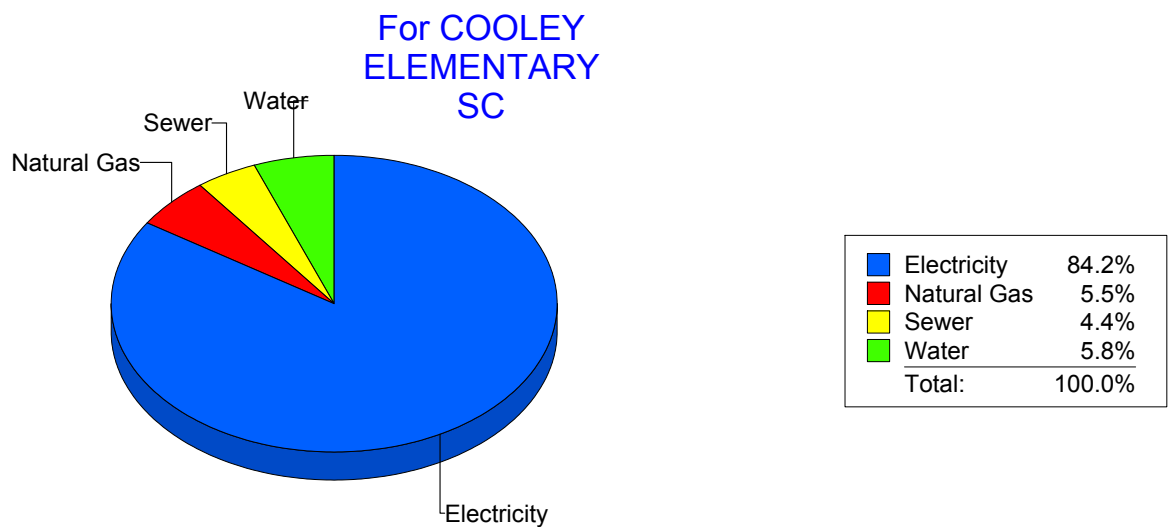
Cost Avoidance Program

## Cost Summary Graph

Grouped by Energy Type

Energy Type	Use	Units	Total Cost	Avg Unit Cost	% of Total Cost
Site: COOLEY ELEMENTARY SC - COOLEY ELEMENTARY SC					
Electricity	63,200	KWH	\$9,495.22	0.1502	84.24%
Natural Gas	948	CCF	\$622.39	0.6565	5.52%
Water	222	CCF	\$653.66	2.9444	5.80%
Sewer	149	CCF	\$500.80	3.3611	4.44%

**Total Cost:** \$11,272.07



*Filters: Cost Center Names Not Like DoNotReport\*; Site Names Not Like DoNotReport\*; Billing Period Equal To 200904*

# elpaso

Energy CAP

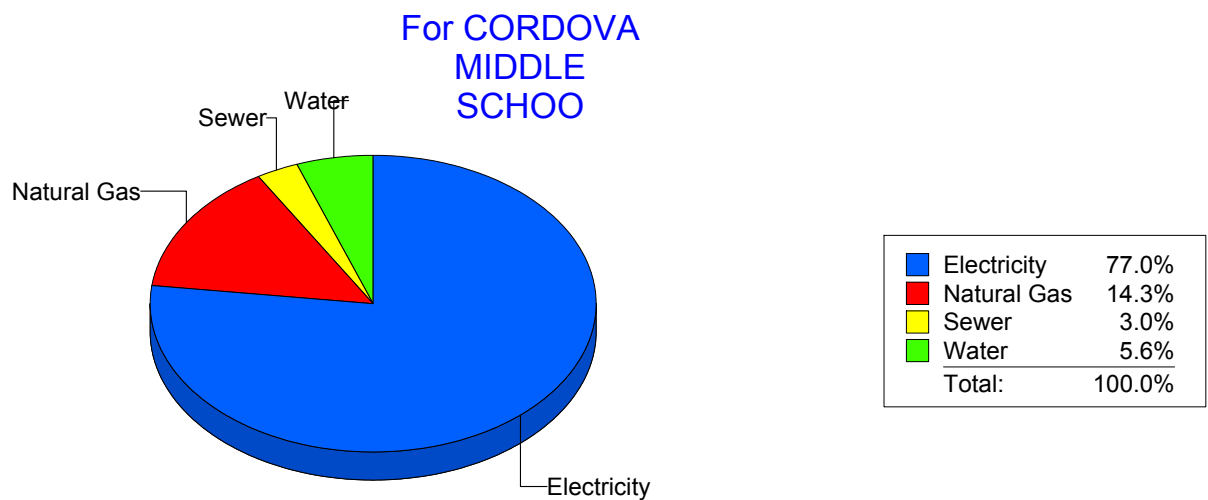
Cost Avoidance Program

## Cost Summary Graph

Grouped by Energy Type

Energy Type	Use	Units	Total Cost	Avg Unit Cost	% of Total Cost
Site: CORDOVA MIDDLE SCHOO - CORDOVA MIDDLE SCHOO					
Electricity	79,000	KWH	\$9,756.37	0.1235	77.03%
Natural Gas	2,860	CCF	\$1,811.90	0.6335	14.31%
Water	288	CCF	\$713.71	2.4782	5.64%
Sewer	135	CCF	\$383.40	2.8400	3.03%

**Total Cost:** \$12,665.38



*Filters: Cost Center Names Not Like DoNotReport\*; Site Names Not Like DoNotReport\*; Billing Period Equal To 200904*

# elpaso

Energy CAP

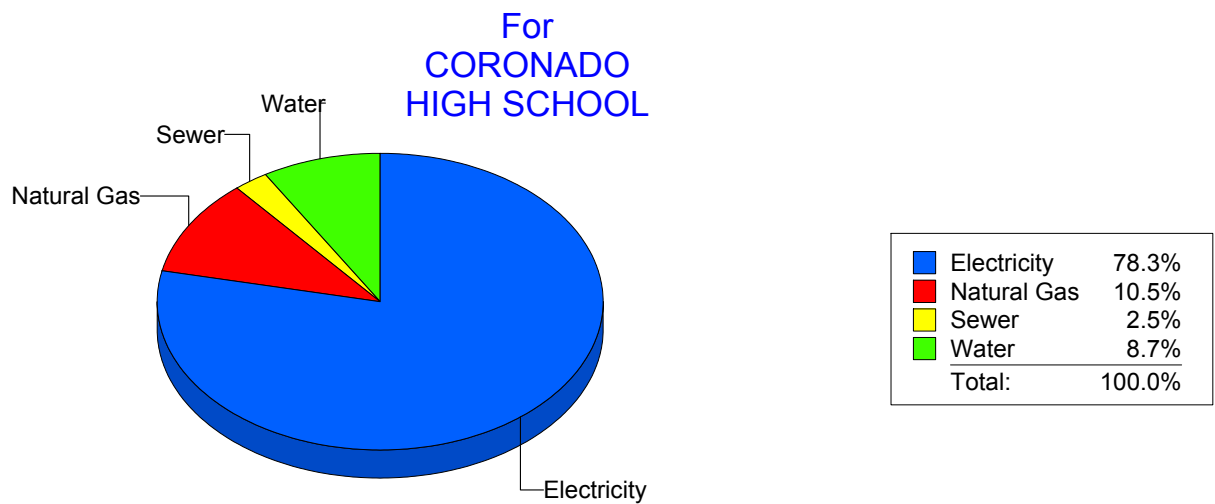
Cost Avoidance Program

## Cost Summary Graph

Grouped by Energy Type

Energy Type	Use	Units	Total Cost	Avg Unit Cost	% of Total Cost
Site: CORONADO HIGH SCHOOL - CORONADO HIGH SCHOOL					
Electricity	217,789	KWH	\$29,309.80	0.1346	78.32%
Natural Gas	6,199	CCF	\$3,917.34	0.6319	10.47%
Water	2,150	CCF	\$3,256.83	1.5148	8.70%
Sewer	514	CCF	\$937.08	1.8231	2.50%

Total Cost: \$37,421.05



Filters: Cost Center Names Not Like DoNotReport\*; Site Names Not Like DoNotReport\*; Billing Period Equal To 200904

# elpaso

Energy CAP

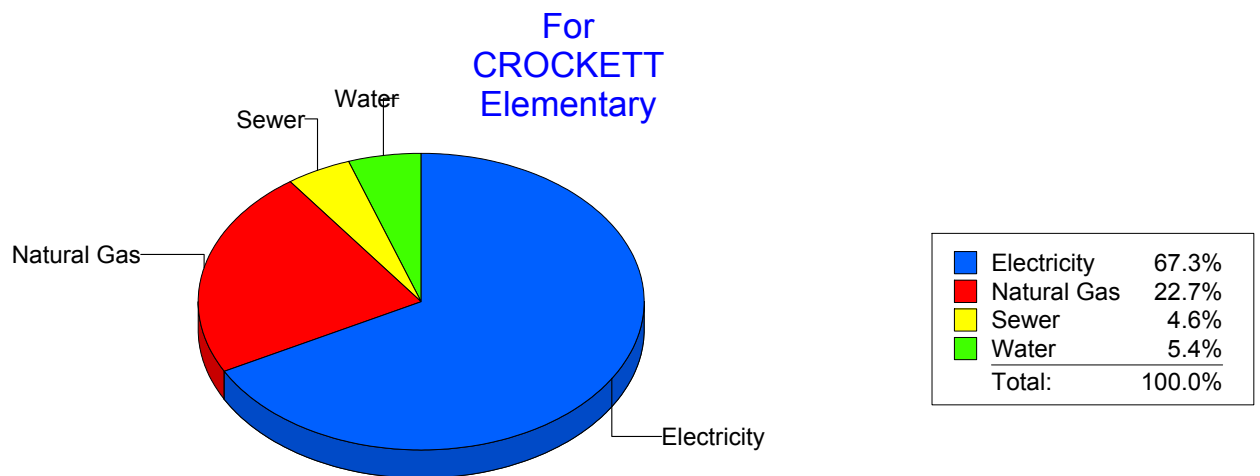
Cost Avoidance Program

## Cost Summary Graph

Grouped by Energy Type

Energy Type	Use	Units	Total Cost	Avg Unit Cost	% of Total Cost
<b>Site: CROCKETT - CROCKETT Elementary</b>					
Electricity	32,400	KWH	\$4,360.71	0.1346	67.32%
Natural Gas	2,311	CCF	\$1,470.36	0.6362	22.70%
Water	126	CCF	\$350.27	2.7799	5.41%
Sewer	135	CCF	\$295.93	2.1921	4.57%

**Total Cost: \$6,477.27**



*Filters: Cost Center Names Not Like DoNotReport\*; Site Names Not Like DoNotReport\*; Billing Period Equal To 200904*

# elpaso

Energy CAP

Cost Avoidance Program

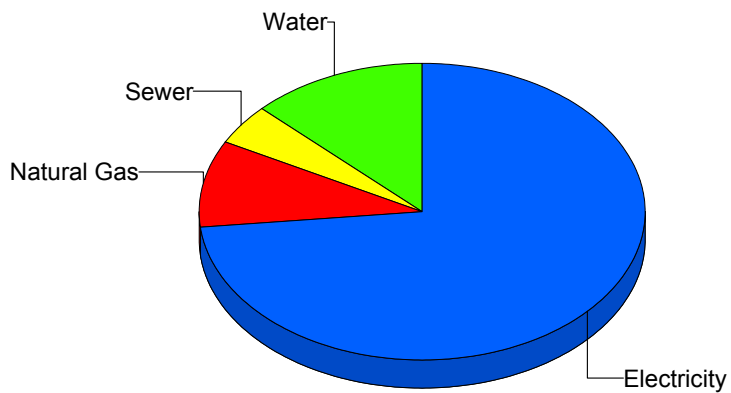
## Cost Summary Graph

Grouped by Energy Type

Energy Type	Use	Units	Total Cost	Avg Unit Cost	% of Total Cost
Site: CROSBY ELEMENTARY - CROSBY ELEMENTARY					
Electricity	27,526	KWH	\$3,874.50	0.1408	73.43%
Natural Gas	696	CCF	\$490.65	0.7050	9.30%
Water	236	CCF	\$680.10	2.8818	12.89%
Sewer	84	CCF	\$231.16	2.7519	4.38%

Total Cost: \$5,276.41

For CROSBY  
ELEMENTARY



Electricity	73.4%
Natural Gas	9.3%
Sewer	4.4%
Water	12.9%
Total:	100.0%

Filters: Cost Center Names Not Like DoNotReport\*; Site Names Not Like DoNotReport\*; Billing Period Equal To 200904

**el Paso**

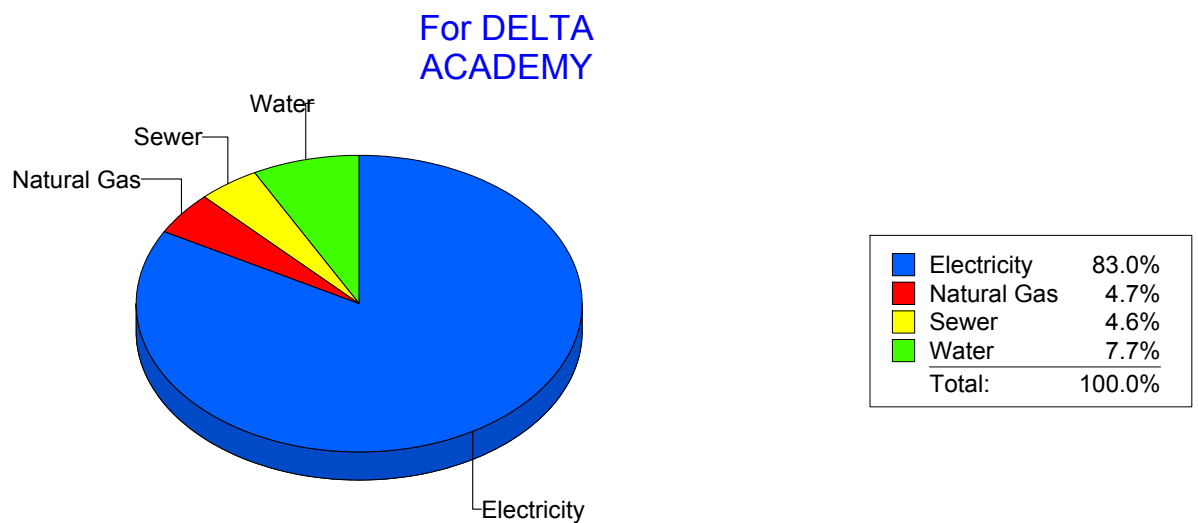
Energy CAP

Cost Avoidance Program

**Cost Summary Graph**

Grouped by Energy Type

Energy Type	Use	Units	Total Cost	Avg Unit Cost	% of Total Cost
<b>Site: DELTA ACADEMY - DELTA ACADEMY</b>					
Electricity		5,193 KWH	\$547.06	0.1053	82.99%
Natural Gas		52 CCF	\$30.73	0.5910	4.66%
Water		13 CCF	\$50.82	3.9092	7.71%
Sewer		12 CCF	\$30.60	2.5500	4.64%
<b>Total Cost:</b>			<b>\$659.21</b>		



*Filters: Cost Center Names Not Like DoNotReport\*; Site Names Not Like DoNotReport\*; Billing Period Equal To 200904*



# elpaso

Energy CAP

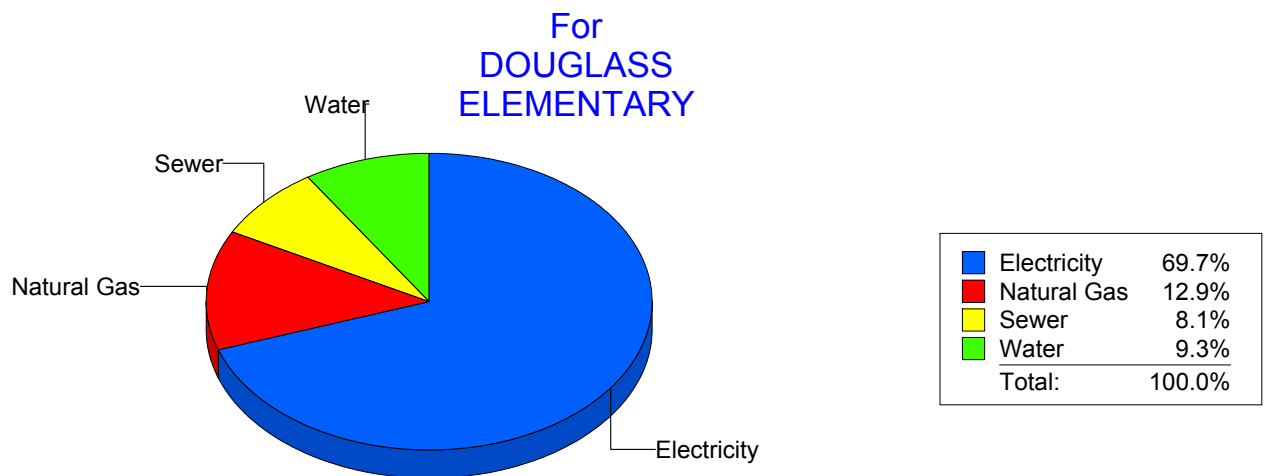
Cost Avoidance Program

## Cost Summary Graph

Grouped by Energy Type

Energy Type	Use	Units	Total Cost	Avg Unit Cost	% of Total Cost
Site: DOUGLASS ELEMENTARY - DOUGLASS ELEMENTARY					
Electricity	37,136	KWH	\$4,759.35	0.1282	69.72%
Natural Gas	1,313	CCF	\$882.47	0.6721	12.93%
Water	333	CCF	\$632.01	1.8979	9.26%
Sewer	300	CCF	\$552.68	1.8423	8.10%

**Total Cost: \$6,826.51**



*Filters: Cost Center Names Not Like DoNotReport\*; Site Names Not Like DoNotReport\*; Billing Period Equal To 200904*

# el paso

Energy CAP

Cost Avoidance Program

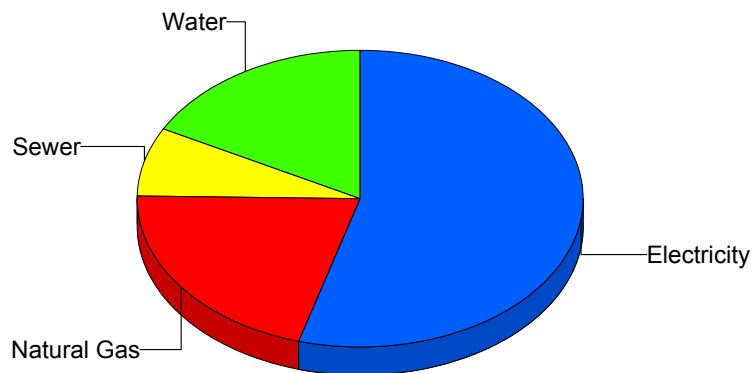
## Cost Summary Graph

Grouped by Energy Type

Energy Type	Use	Units	Total Cost	Avg Unit Cost	% of Total Cost
Site: DOWELL ELEMENTARY - DOWELL ELEMENTARY					
Electricity	24,015	KWH	\$3,065.85	0.1277	54.33%
Natural Gas	1,854	CCF	\$1,185.85	0.6396	21.02%
Water	524	CCF	\$971.94	1.8548	17.22%
Sewer	291	CCF	\$419.05	1.4400	7.43%

Total Cost: \$5,642.69

For DOWELL  
ELEMENTARY



Electricity	54.3%
Natural Gas	21.0%
Sewer	7.4%
Water	17.2%
Total:	100.0%

Filters: Cost Center Names Not Like DoNotReport\*; Site Names Not Like DoNotReport\*; Billing Period Equal To 200904

# elpaso

Energy CAP

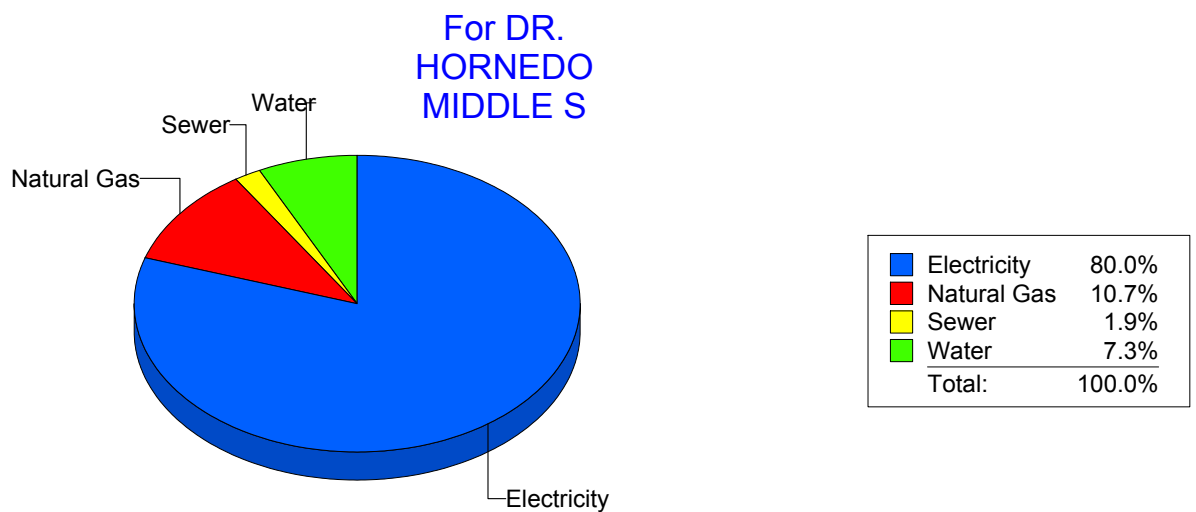
Cost Avoidance Program

## Cost Summary Graph

Grouped by Energy Type

Energy Type	Use	Units	Total Cost	Avg Unit Cost	% of Total Cost
Site: DR. HORNEDO MIDDLE S - DR. HORNEDO MIDDLE S					
Electricity	137,000	KWH	\$18,151.39	0.1325	80.03%
Natural Gas	3,862	CCF	\$2,426.47	0.6283	10.70%
Water	1,408	CCF	\$1,664.08	1.1819	7.34%
Sewer	178	CCF	\$438.01	2.4607	1.93%

**Total Cost:** \$22,679.95



*Filters: Cost Center Names Not Like DoNotReport\*; Site Names Not Like DoNotReport\*; Billing Period Equal To 200904*

# elpaso

Energy CAP

Cost Avoidance Program

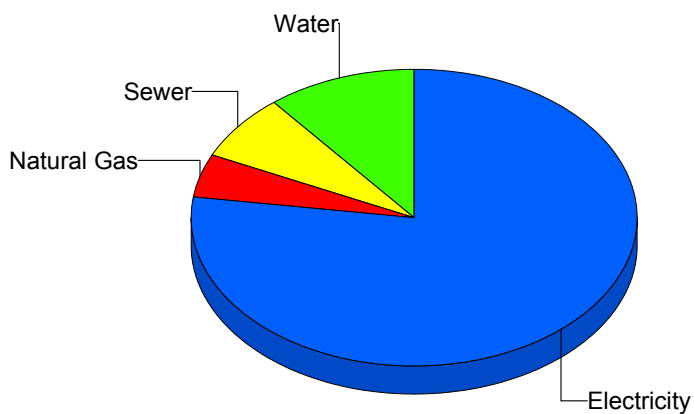
## Cost Summary Graph

Grouped by Energy Type

Energy Type	Use	Units	Total Cost	Avg Unit Cost	% of Total Cost
Site: DR. L.A. NIXON ELEME - DR. L.A. NIXON ELEME					
Electricity	44,200	KWH	\$5,927.48	0.1341	77.10%
Natural Gas	481	CCF	\$365.32	0.7595	4.75%
Water	411	CCF	\$837.78	2.0384	10.90%
Sewer	243	CCF	\$557.94	2.2960	7.26%

**Total Cost:** \$7,688.52

For DR. L.A.  
NIXON ELEME



Electricity	77.1%
Natural Gas	4.8%
Sewer	7.3%
Water	10.9%
Total:	100.0%

*Filters: Cost Center Names Not Like DoNotReport\*; Site Names Not Like DoNotReport\*; Billing Period Equal To 200904*

# elpaso

Energy CAP

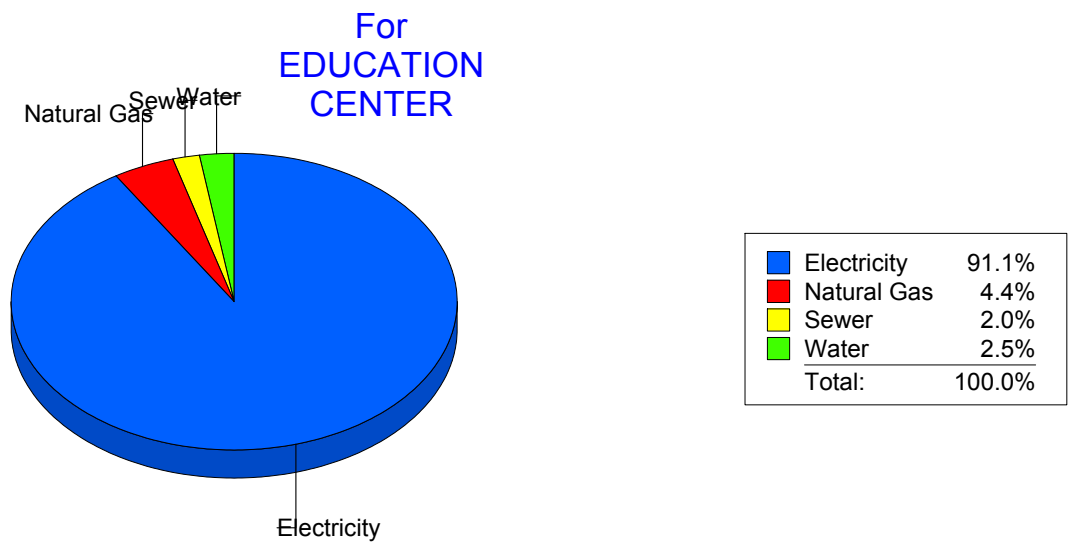
Cost Avoidance Program

## Cost Summary Graph

Grouped by Energy Type

Energy Type	Use	Units	Total Cost	Avg Unit Cost	% of Total Cost
Site: EDUCATION CENTER - EDUCATION CENTER					
Electricity	302,335	KWH	\$34,530.64	0.1142	91.06%
Natural Gas	2,622	CCF	\$1,663.84	0.6346	4.39%
Water	362	CCF	\$954.21	2.6359	2.52%
Sewer	313	CCF	\$771.32	2.4643	2.03%

Total Cost: \$37,920.01



Filters: Cost Center Names Not Like DoNotReport\*; Site Names Not Like DoNotReport\*; Billing Period Equal To 200904

# elpaso

Energy CAP

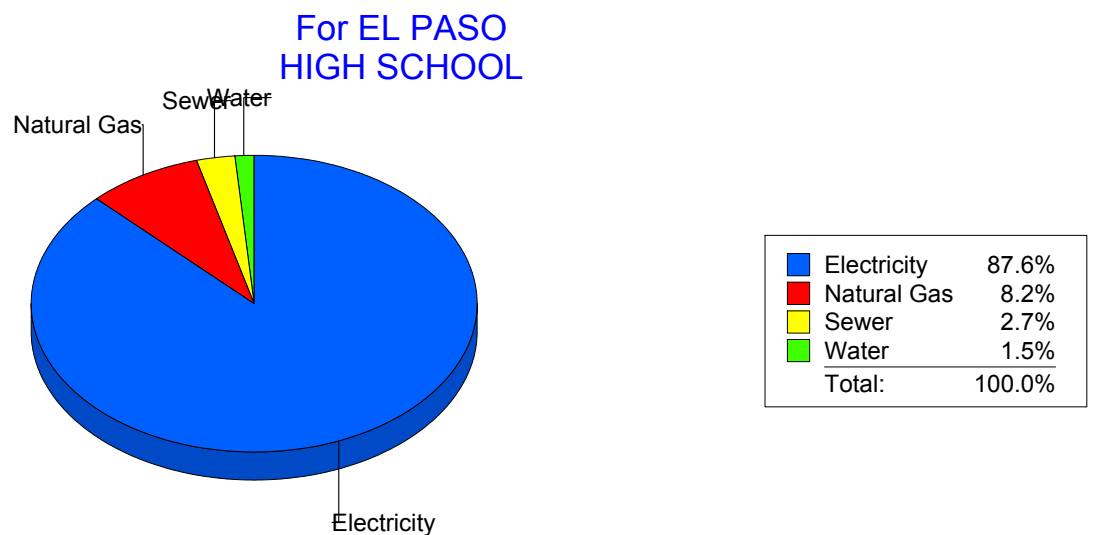
Cost Avoidance Program

## Cost Summary Graph

Grouped by Energy Type

Energy Type	Use	Units	Total Cost	Avg Unit Cost	% of Total Cost
Site: EL PASO HIGH SCHOOL - EL PASO HIGH SCHOOL					
Electricity	161,525	KWH	\$22,943.32	0.1420	87.60%
Natural Gas	3,149	CCF	\$2,149.13	0.6825	8.21%
Water	212	CCF	\$390.23	1.8407	1.49%
Sewer	283	CCF	\$708.97	2.5052	2.71%

**Total Cost: \$26,191.65**



*Filters: Cost Center Names Not Like DoNotReport\*; Site Names Not Like DoNotReport\*; Billing Period Equal To 200904*

# elpaso

Energy CAP

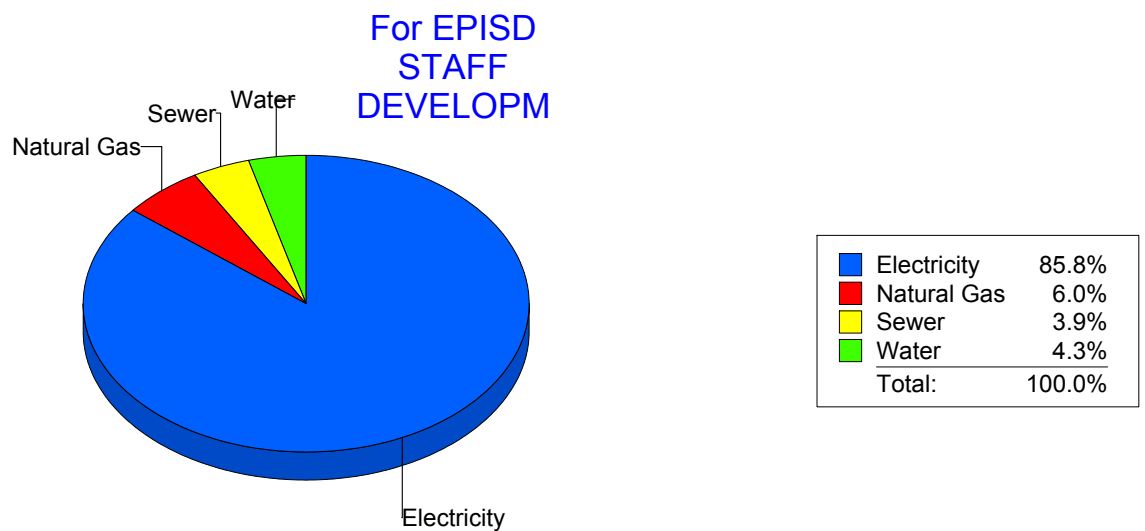
Cost Avoidance Program

## Cost Summary Graph

Grouped by Energy Type

Energy Type	Use	Units	Total Cost	Avg Unit Cost	% of Total Cost
Site: EPISD STAFF DEVELOPM - EPISD STAFF DEVELOPM					
Electricity	14,250	KWH	\$2,123.52	0.1490	85.79%
Natural Gas	195	CCF	\$147.73	0.7576	5.97%
Water	29	CCF	\$106.19	3.6617	4.29%
Sewer	38	CCF	\$97.74	2.5721	3.95%

**Total Cost: \$2,475.18**



*Filters: Cost Center Names Not Like DoNotReport\*; Site Names Not Like DoNotReport\*; Billing Period Equal To 200904*

# elpaso

Energy CAP

Cost Avoidance Program

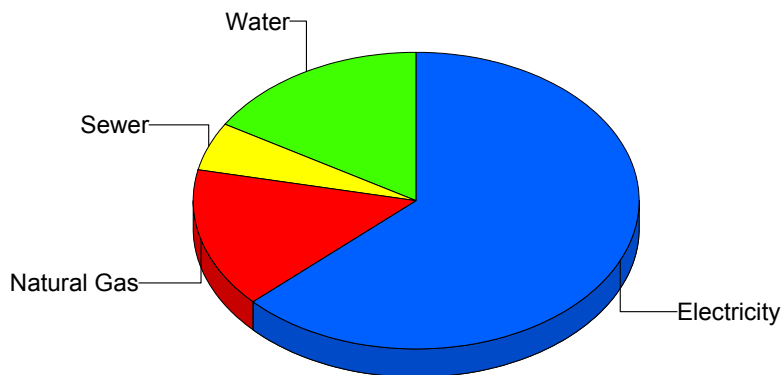
## Cost Summary Graph

Grouped by Energy Type

Energy Type	Use	Units	Total Cost	Avg Unit Cost	% of Total Cost
<b>Site: FANNIN ELEMENTARY - FANNIN ELEMENTARY</b>					
Electricity	25,723	KWH	\$4,235.59	0.1647	63.17%
Natural Gas	1,488	CCF	\$1,018.16	0.6842	15.19%
Water	395	CCF	\$1,098.61	2.7813	16.39%
Sewer	120	CCF	\$352.25	2.9354	5.25%

**Total Cost: \$6,704.61**

For FANNIN  
ELEMENTARY



Electricity	63.2%
Natural Gas	15.2%
Sewer	5.3%
Water	16.4%
Total:	100.0%

*Filters: Cost Center Names Not Like DoNotReport\*; Site Names Not Like DoNotReport\*; Billing Period Equal To 200904*



# el Paso

Energy CAP

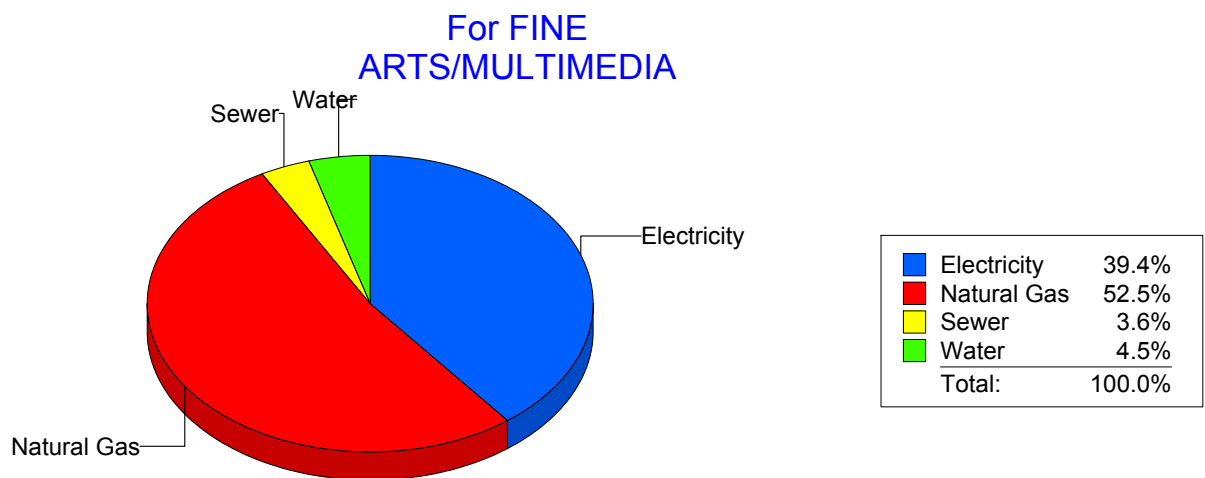
Cost Avoidance Program

## Cost Summary Graph

Grouped by Energy Type

Energy Type	Use	Units	Total Cost	Avg Unit Cost	% of Total Cost
Site: FINE ARTS/MULTIMEDIA - FINE ARTS/MULTIMEDIA					
Electricity	10,447	KWH	\$1,495.86	0.1432	39.36%
Natural Gas	3,158	CCF	\$1,995.69	0.6319	52.52%
Water	75	CCF	\$171.38	2.2851	4.51%
Sewer	59	CCF	\$137.17	2.3249	3.61%

**Total Cost: \$3,800.10**



*Filters: Cost Center Names Not Like DoNotReport\*; Site Names Not Like DoNotReport\*; Billing Period Equal To 200904*

# elpaso

Energy CAP

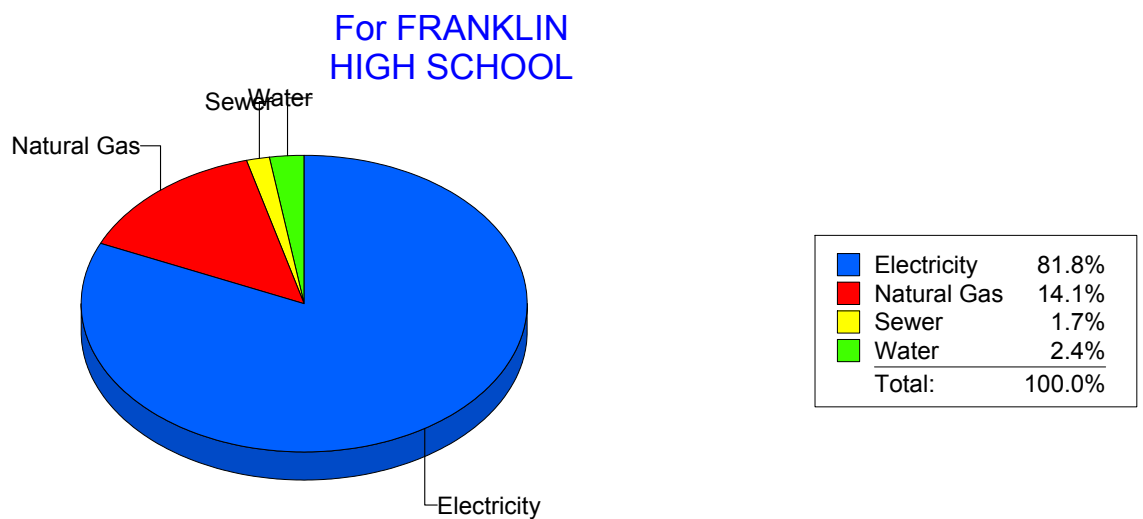
Cost Avoidance Program

## Cost Summary Graph

Grouped by Energy Type

Energy Type	Use	Units	Total Cost	Avg Unit Cost	% of Total Cost
Site: FRANKLIN HIGH SCHOOL - FRANKLIN HIGH SCHOOL					
Electricity	305,406	KWH	\$36,164.99	0.1184	81.80%
Natural Gas	10,047	CCF	\$6,248.73	0.6219	14.13%
Water	567	CCF	\$1,051.99	1.8554	2.38%
Sewer	421	CCF	\$746.62	1.7734	1.69%

**Total Cost: \$44,212.33**



*Filters: Cost Center Names Not Like DoNotReport\*; Site Names Not Like DoNotReport\*; Billing Period Equal To 200904*

# el Paso

Energy CAP

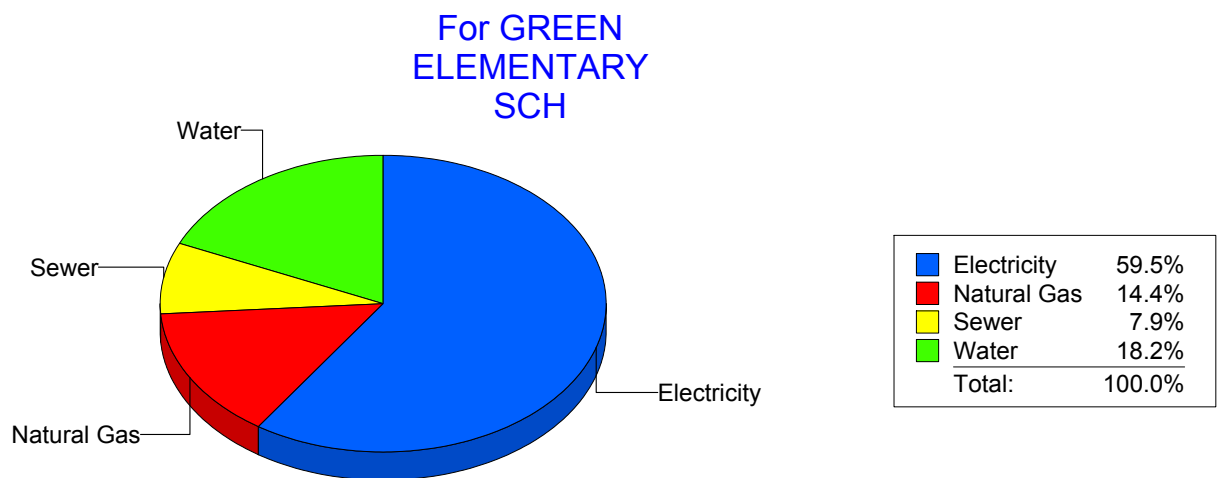
Cost Avoidance Program

## Cost Summary Graph

Grouped by Energy Type

Energy Type	Use	Units	Total Cost	Avg Unit Cost	% of Total Cost
Site: GREEN ELEMENTARY SCH - GREEN ELEMENTARY SCH					
Electricity	28,800	KWH	\$3,784.73	0.1314	59.52%
Natural Gas	1,368	CCF	\$912.58	0.6671	14.35%
Water	427	CCF	\$1,157.32	2.7104	18.20%
Sewer	181	CCF	\$504.06	2.7849	7.93%

Total Cost: \$6,358.69



Filters: Cost Center Names Not Like DoNotReport\*; Site Names Not Like DoNotReport\*; Billing Period Equal To 200904

# elpaso

Energy CAP

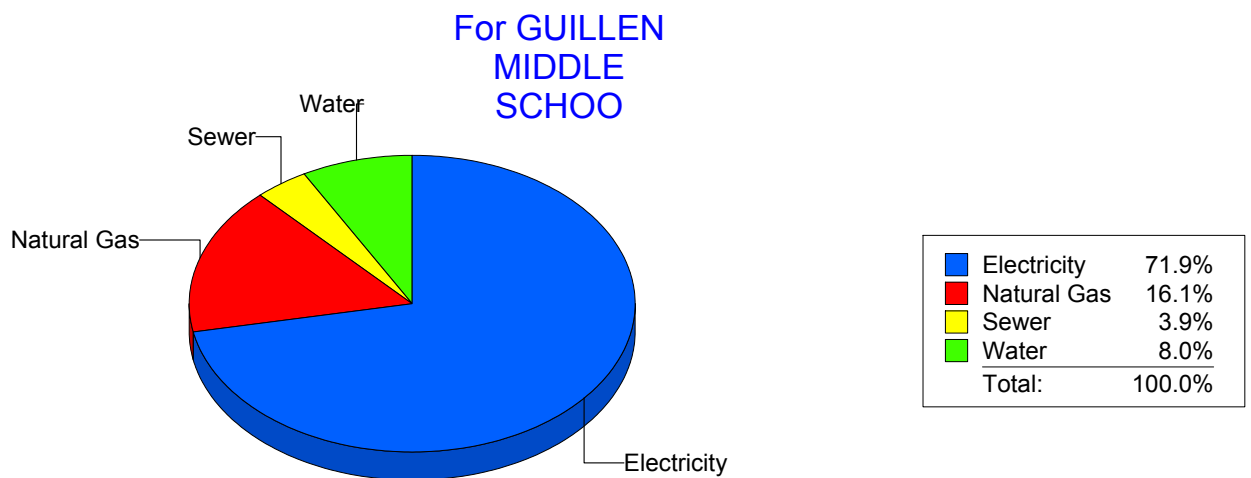
Cost Avoidance Program

## Cost Summary Graph

Grouped by Energy Type

Energy Type	Use	Units	Total Cost	Avg Unit Cost	% of Total Cost
Site: GUILLEN MIDDLE SCHOO - GUILLEN MIDDLE SCHOO					
Electricity	84,286	KWH	\$9,907.62	0.1175	71.95%
Natural Gas	3,456	CCF	\$2,215.33	0.6410	16.09%
Water	564	CCF	\$1,107.53	1.9637	8.04%
Sewer	268	CCF	\$540.21	2.0157	3.92%

**Total Cost: \$13,770.69**



*Filters: Cost Center Names Not Like DoNotReport\*; Site Names Not Like DoNotReport\*; Billing Period Equal To 200904*

# elpaso

Energy CAP

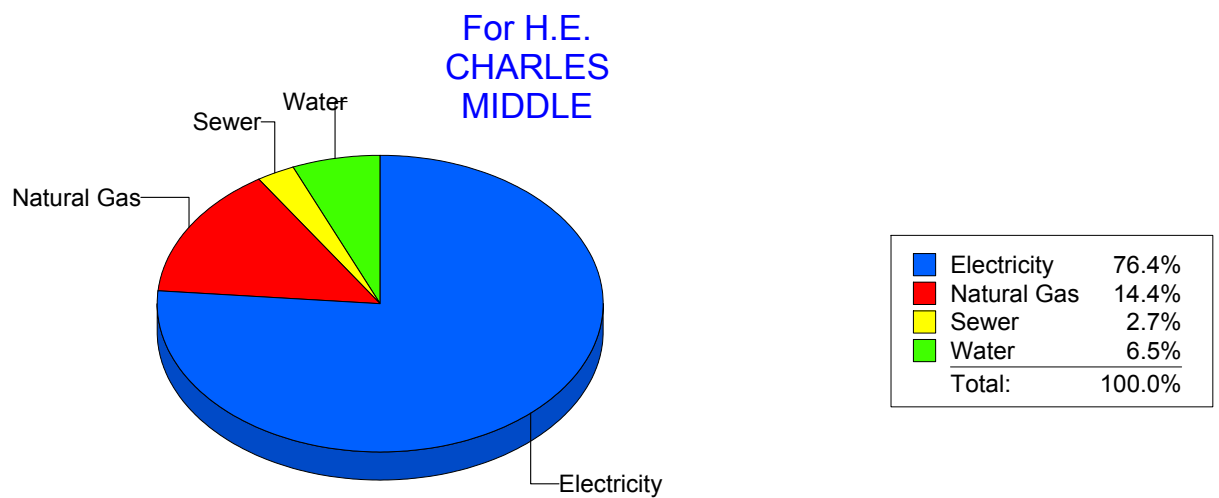
Cost Avoidance Program

## Cost Summary Graph

Grouped by Energy Type

Energy Type	Use	Units	Total Cost	Avg Unit Cost	% of Total Cost
Site: H.E. CHARLES MIDDLE - H.E. CHARLES MIDDLE					
Electricity	75,200	KWH	\$10,317.14	0.1372	76.42%
Natural Gas	3,071	CCF	\$1,942.45	0.6325	14.39%
Water	316	CCF	\$875.93	2.7719	6.49%
Sewer	121	CCF	\$365.62	3.0217	2.71%

**Total Cost:** \$13,501.14



*Filters: Cost Center Names Not Like DoNotReport\*; Site Names Not Like DoNotReport\*; Billing Period Equal To 200904*

# elpaso

Energy CAP

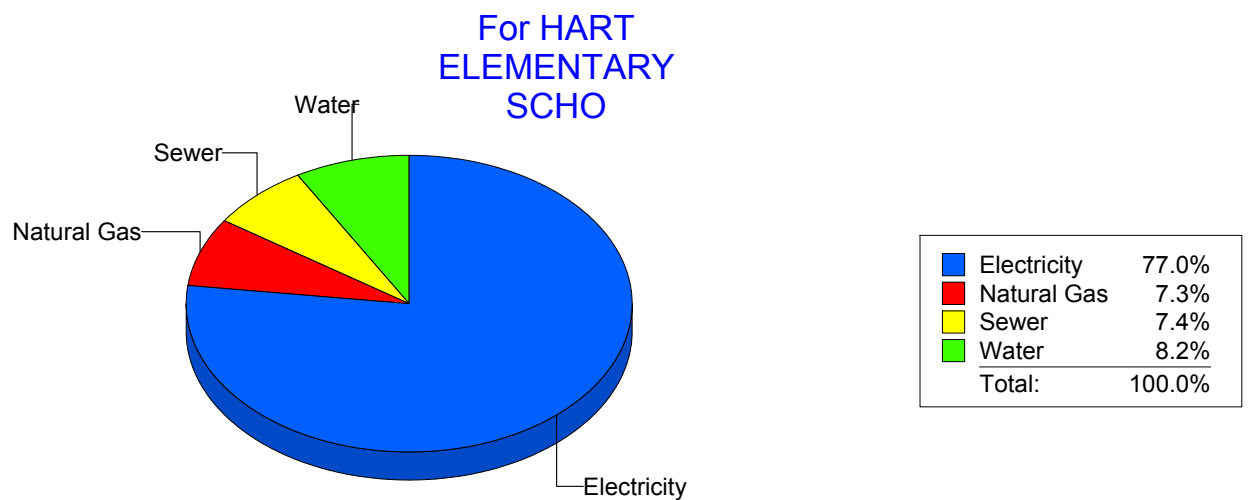
Cost Avoidance Program

## Cost Summary Graph

Grouped by Energy Type

Energy Type	Use	Units	Total Cost	Avg Unit Cost	% of Total Cost
<b>Site: HART ELEMENTARY SCHO - HART ELEMENTARY SCHO</b>					
Electricity	23,321	KWH	\$3,395.28	0.1456	76.99%
Natural Gas	469	CCF	\$323.77	0.6903	7.34%
Water	157	CCF	\$363.54	2.3155	8.24%
Sewer	143	CCF	\$327.33	2.2890	7.42%

**Total Cost: \$4,409.92**



*Filters: Cost Center Names Not Like DoNotReport\*; Site Names Not Like DoNotReport\*; Billing Period Equal To 200904*

# elpaso

Energy CAP

Cost Avoidance Program

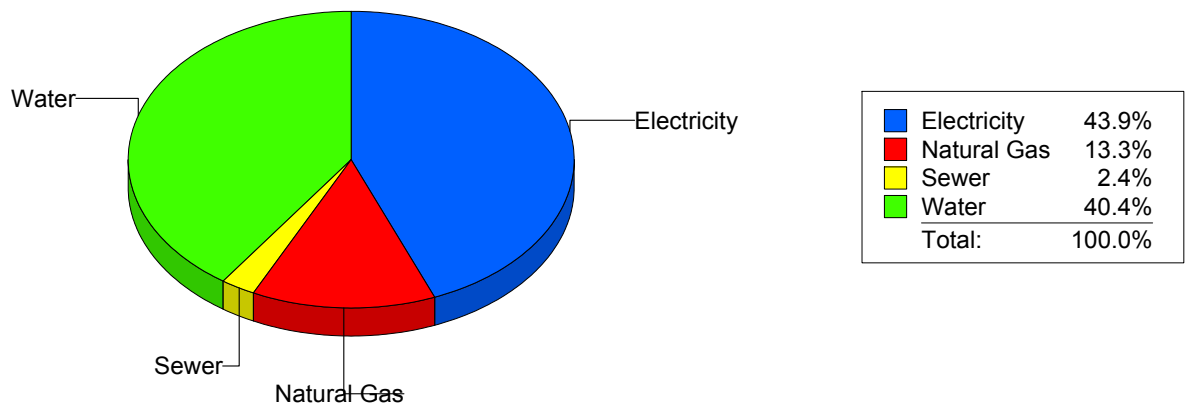
## Cost Summary Graph

Grouped by Energy Type

Energy Type	Use	Units	Total Cost	Avg Unit Cost	% of Total Cost
<b>Site: HAWKINS ELEMENTARY S - HAWKINS ELEMENTARY S</b>					
Electricity	25,220	KWH	\$3,073.07	0.1219	43.90%
Natural Gas	1,440	CCF	\$928.49	0.6448	13.26%
Water	586	CCF	\$2,829.13	4.8279	40.41%
Sewer	36	CCF	\$170.20	4.7278	2.43%

**Total Cost: \$7,000.89**

For HAWKINS  
ELEMENTARY  
S



*Filters: Cost Center Names Not Like DoNotReport\*; Site Names Not Like DoNotReport\*; Billing Period Equal To 200904*

# elpaso

Energy CAP

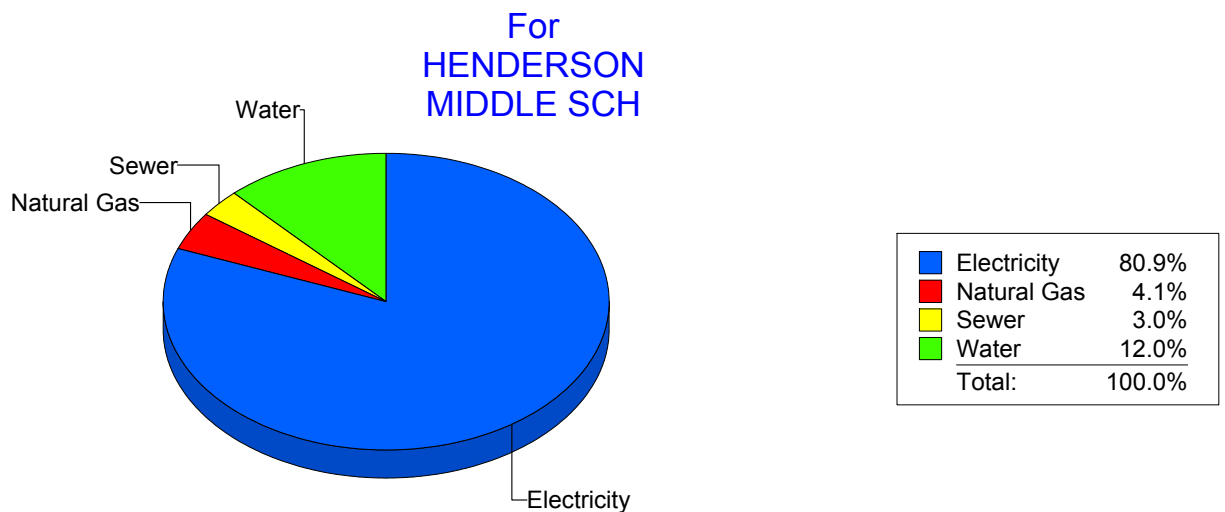
Cost Avoidance Program

## Cost Summary Graph

Grouped by Energy Type

Energy Type	Use	Units	Total Cost	Avg Unit Cost	% of Total Cost
Site: HENDERSON MIDDLE SCH - HENDERSON MIDDLE SCH					
Electricity	54,278	KWH	\$7,025.94	0.1294	80.94%
Natural Gas	514	CCF	\$352.40	0.6856	4.06%
Water	505	CCF	\$1,039.27	2.0580	11.97%
Sewer	158	CCF	\$262.90	1.6639	3.03%

**Total Cost:** \$8,680.51



*Filters: Cost Center Names Not Like DoNotReport\*; Site Names Not Like DoNotReport\*; Billing Period Equal To 200904*



# el paso

Energy CAP

Cost Avoidance Program

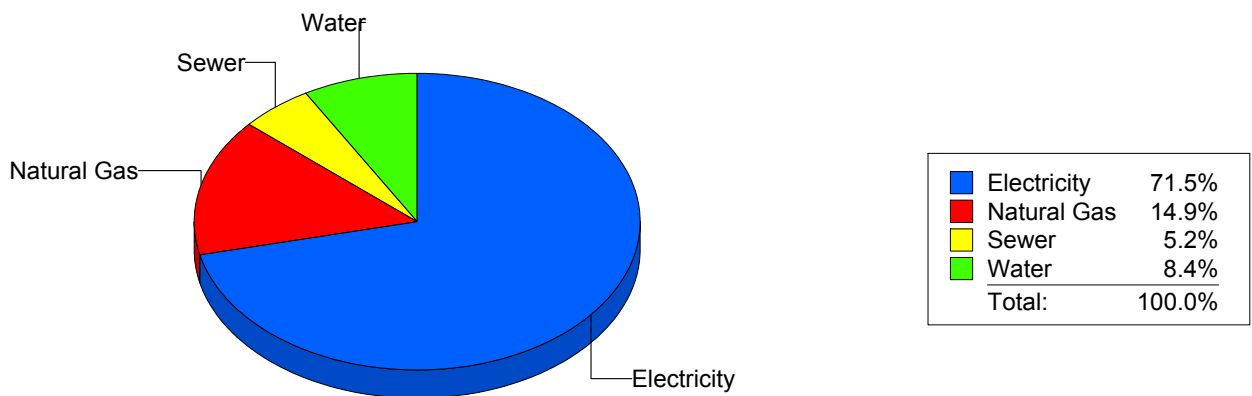
## Cost Summary Graph

Grouped by Energy Type

Energy Type	Use	Units	Total Cost	Avg Unit Cost	% of Total Cost
Site: HERCULES COTTAGES - HERCULES COTTAGES					
Electricity	4,478	KWH	\$823.24	0.1838	71.52%
Natural Gas	5	CCF	\$171.84	34.3680	14.93%
Water	35	CCF	\$96.50	2.7571	8.38%
Sewer	23	CCF	\$59.54	2.5887	5.17%

**Total Cost:** \$1,151.12

For HERCULES  
COTTAGES



*Filters: Cost Center Names Not Like DoNotReport\*; Site Names Not Like DoNotReport\*; Billing Period Equal To 200904*

# elpaso

Energy CAP

Cost Avoidance Program

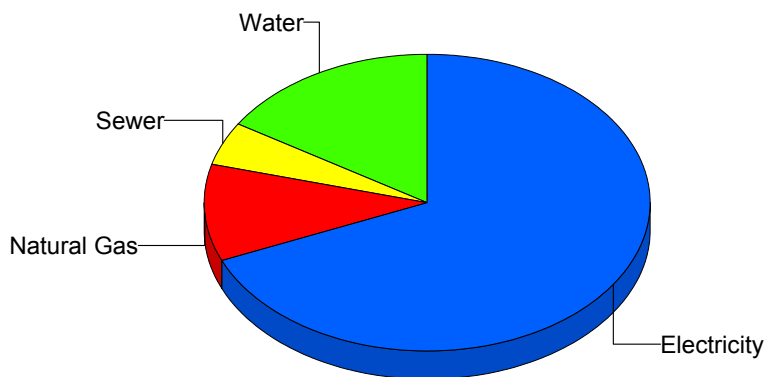
## Cost Summary Graph

Grouped by Energy Type

Energy Type	Use	Units	Total Cost	Avg Unit Cost	% of Total Cost
<b>Site: HILLSIDE ELEMENTARY - HILLSIDE ELEMENTARY</b>					
Electricity	35,691	KWH	\$5,881.62	0.1648	68.55%
Natural Gas	1,261	CCF	\$909.05	0.7209	10.59%
Water	492	CCF	\$1,378.76	2.8024	16.07%
Sewer	156	CCF	\$410.67	2.6325	4.79%

**Total Cost: \$8,580.10**

For HILLSIDE  
ELEMENTARY



Electricity	68.5%
Natural Gas	10.6%
Sewer	4.8%
Water	16.1%
Total:	100.0%

*Filters: Cost Center Names Not Like DoNotReport\*; Site Names Not Like DoNotReport\*; Billing Period Equal To 200904*

# elpaso

Energy CAP

Cost Avoidance Program

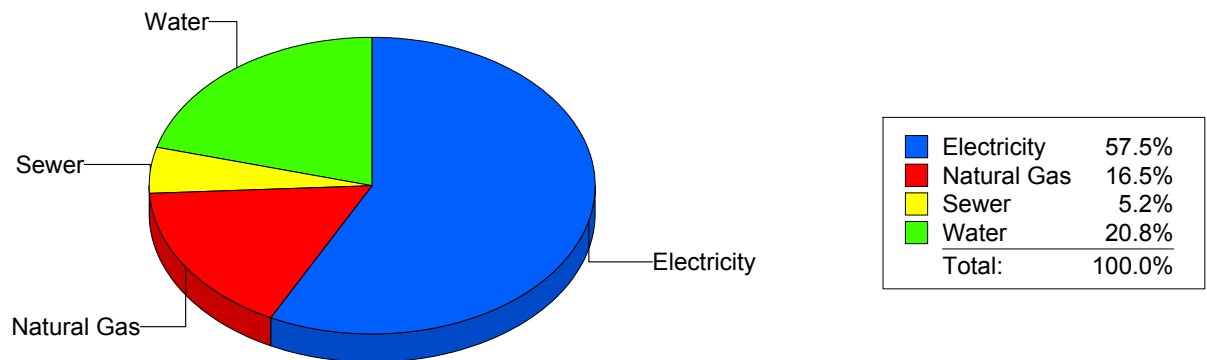
## Cost Summary Graph

Grouped by Energy Type

Energy Type	Use	Units	Total Cost	Avg Unit Cost	% of Total Cost
Site: HOUSTON INTERMEDIATE - HOUSTON INTERMEDIATE					
Electricity	24,119	KWH	\$3,209.84	0.1331	57.51%
Natural Gas	1,350	CCF	\$921.73	0.6828	16.52%
Water	290	CCF	\$1,158.15	3.9936	20.75%
Sewer	64	CCF	\$291.24	4.5506	5.22%

Total Cost: \$5,580.96

For HOUSTON  
INTERMEDIATE



Filters: Cost Center Names Not Like DoNotReport\*; Site Names Not Like DoNotReport\*; Billing Period Equal To 200904

## elpaso

Energy CAP

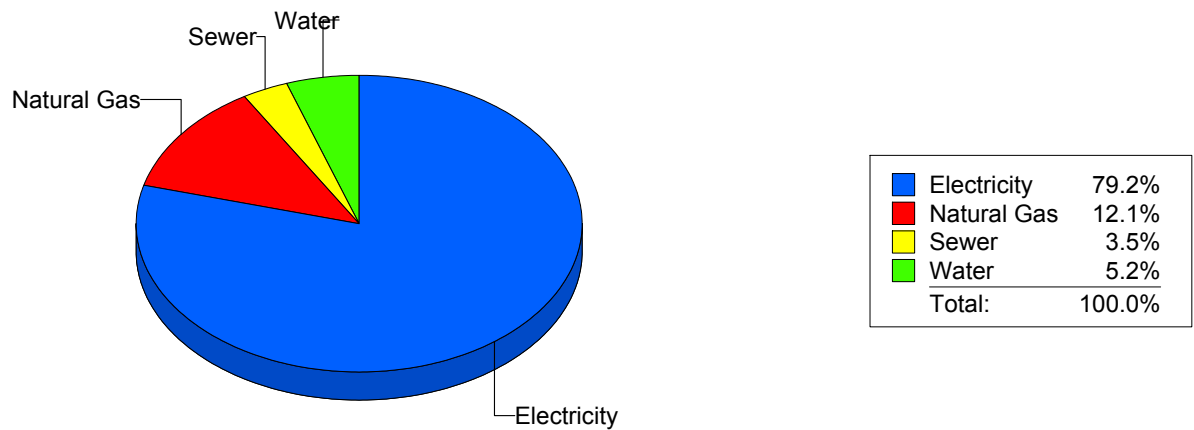
Cost Avoidance Program

### Cost Summary Graph

Grouped by Energy Type

Energy Type	Use	Units	Total Cost	Avg Unit Cost	% of Total Cost
Site: MOYE - HR Moye					
Electricity	56,280	KWH	\$7,305.00	0.1298	79.22%
Natural Gas	1,740	CCF	\$1,115.12	0.6409	12.09%
Water	138	CCF	\$478.04	3.4641	5.18%
Sewer	87	CCF	\$322.44	3.7062	3.50%
Total Cost:			\$9,220.60		

For HR Moye



Filters: Cost Center Names Not Like DoNotReport\*; Site Names Not Like DoNotReport\*; Billing Period Equal To 200904

# elpaso

Energy CAP

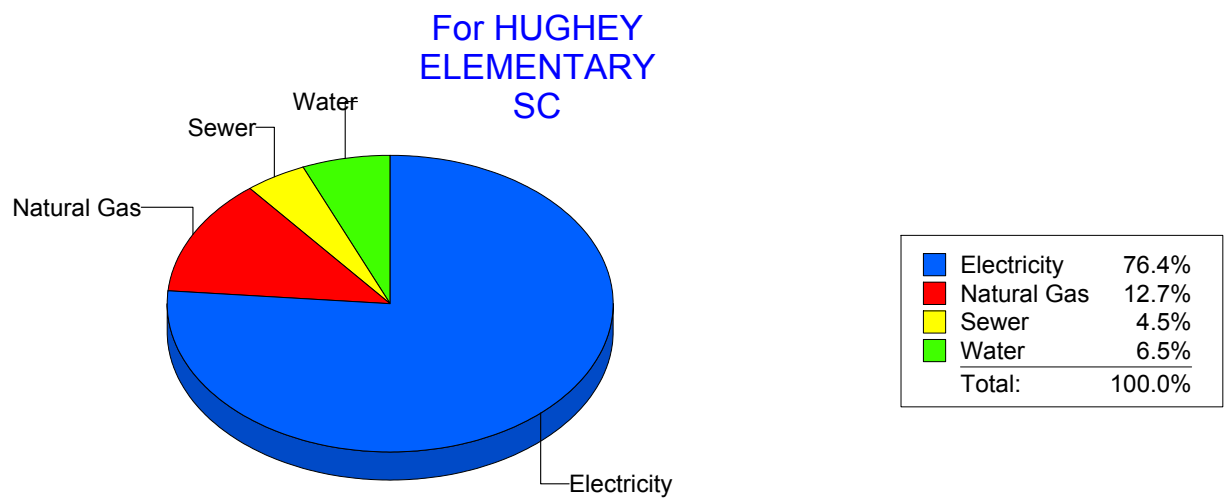
Cost Avoidance Program

## Cost Summary Graph

Grouped by Energy Type

Energy Type	Use	Units	Total Cost	Avg Unit Cost	% of Total Cost
<b>Site: HUGHEY ELEMENTARY SC - HUGHEY ELEMENTARY SC</b>					
Electricity	28,080	KWH	\$4,120.41	0.1467	76.39%
Natural Gas	1,047	CCF	\$684.00	0.6533	12.68%
Water	197	CCF	\$348.28	1.7679	6.46%
Sewer	141	CCF	\$241.31	1.7114	4.47%

**Total Cost: \$5,394.00**



*Filters: Cost Center Names Not Like DoNotReport\*; Site Names Not Like DoNotReport\*; Billing Period Equal To 200904*

# el Paso

Energy CAP

Cost Avoidance Program

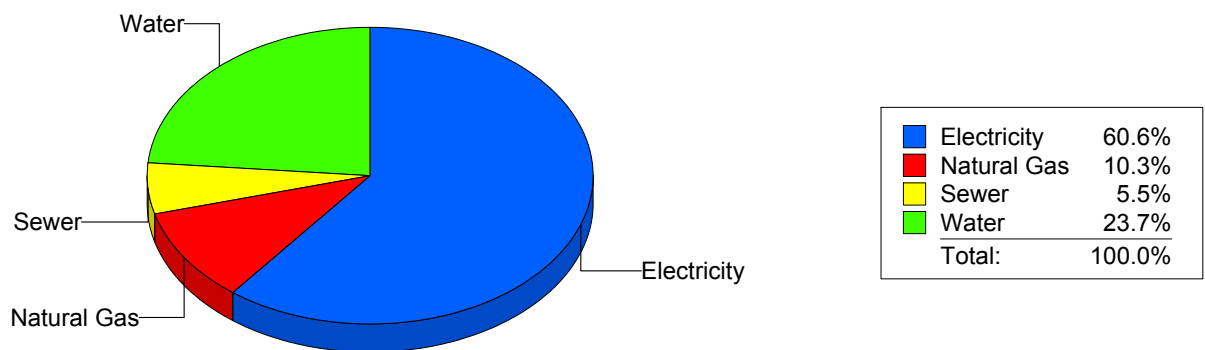
## Cost Summary Graph

Grouped by Energy Type

Energy Type	Use	Units	Total Cost	Avg Unit Cost	% of Total Cost
Site: IRVIN HIGH SCHOOL - IRVIN HIGH SCHOOL					
Electricity	110,640	KWH	\$14,261.32	0.1289	60.57%
Natural Gas	3,786	CCF	\$2,413.37	0.6374	10.25%
Water	2,475	CCF	\$5,570.34	2.2506	23.66%
Sewer	914	CCF	\$1,298.39	1.4206	5.51%

**Total Cost:** \$23,543.42

For IRVIN HIGH SCHOOL



*Filters: Cost Center Names Not Like DoNotReport\*; Site Names Not Like DoNotReport\*; Billing Period Equal To 200904*

# el Paso

Energy CAP

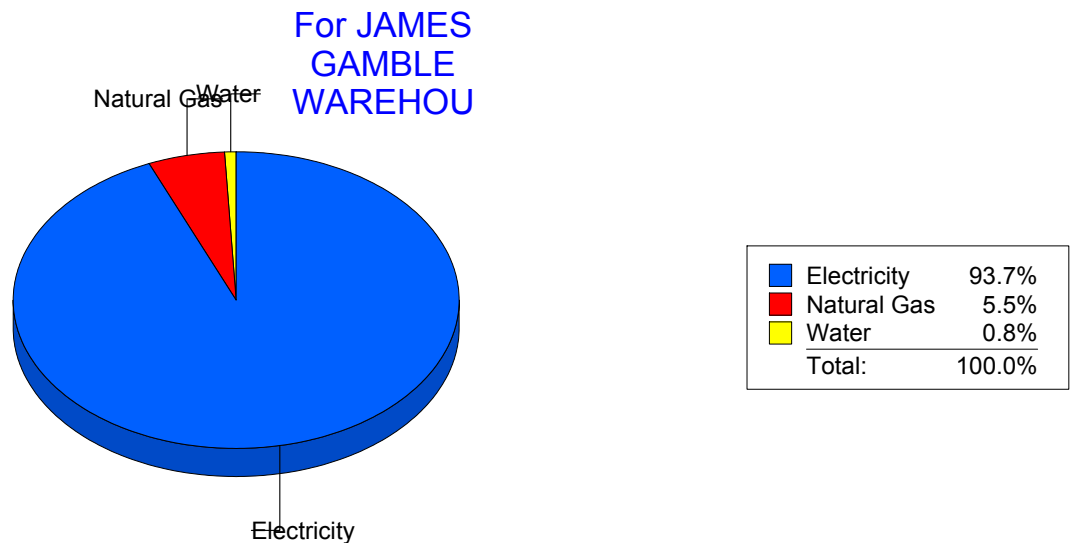
Cost Avoidance Program

## Cost Summary Graph

Grouped by Energy Type

Energy Type	Use	Units	Total Cost	Avg Unit Cost	% of Total Cost
Site: JAMES GAMBLE WAREHOU - JAMES GAMBLE WAREHOU					
Electricity	31,400	KWH	\$4,372.36	0.1392	93.71%
Natural Gas	366	CCF	\$257.31	0.7030	5.51%
Water	0	CCF	\$36.36	0.0000	0.78%

**Total Cost: \$4,666.03**



*Filters: Cost Center Names Not Like DoNotReport\*; Site Names Not Like DoNotReport\*; Billing Period Equal To 200904*

# elpaso

Energy CAP

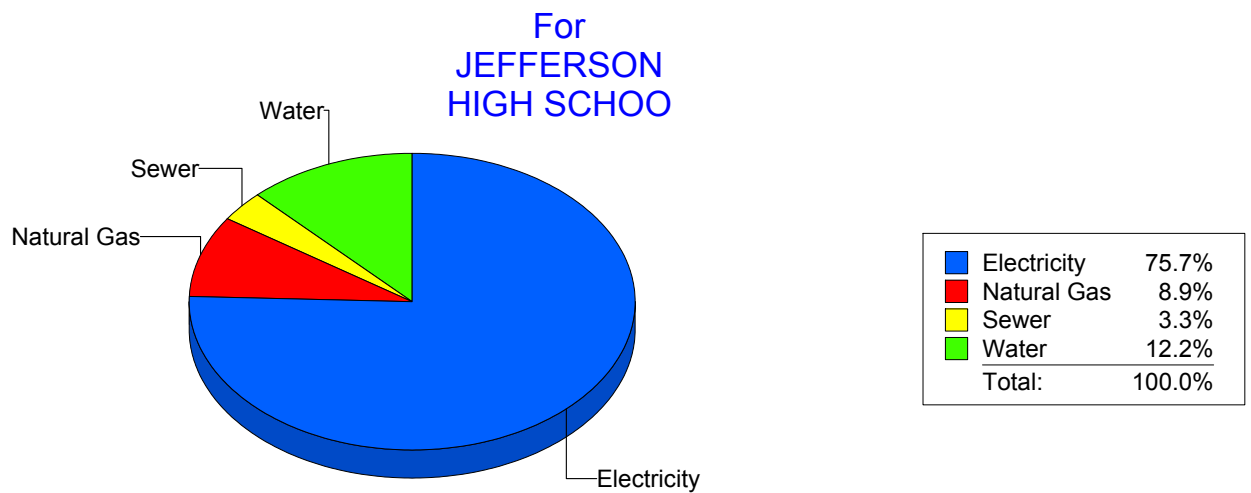
Cost Avoidance Program

## Cost Summary Graph

Grouped by Energy Type

Energy Type	Use	Units	Total Cost	Avg Unit Cost	% of Total Cost
Site: JEFFERSON HIGH SCHOO - JEFFERSON HIGH SCHOO					
Electricity	112,643	KWH	\$14,882.37	0.1321	75.68%
Natural Gas	2,424	CCF	\$1,742.68	0.7189	8.86%
Water	967	CCF	\$2,396.46	2.4795	12.19%
Sewer	236	CCF	\$644.27	2.7300	3.28%

**Total Cost:** \$19,665.78



*Filters: Cost Center Names Not Like DoNotReport\*; Site Names Not Like DoNotReport\*; Billing Period Equal To 200904*



# elpaso

Energy CAP

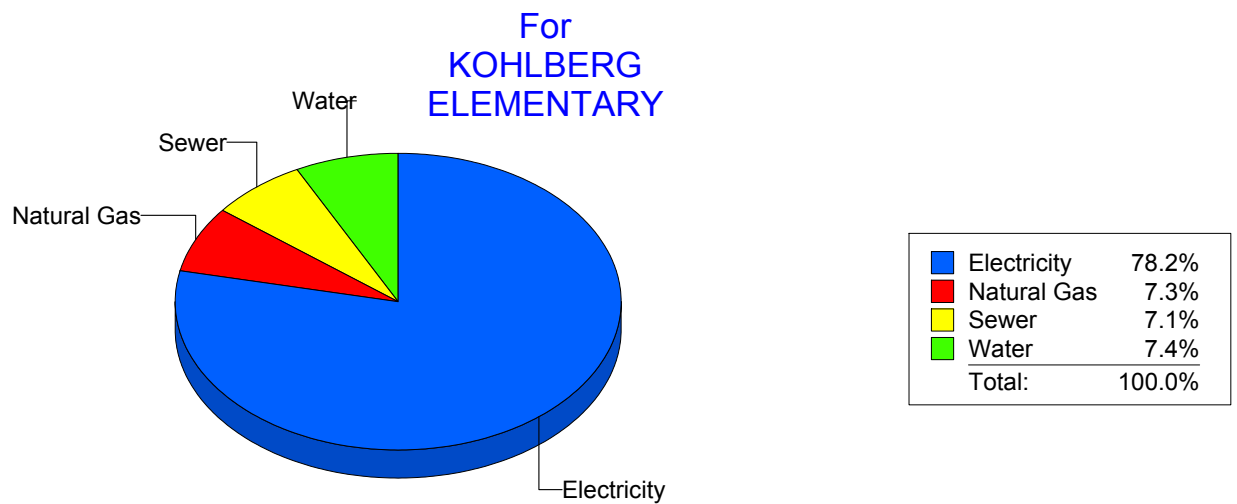
Cost Avoidance Program

## Cost Summary Graph

Grouped by Energy Type

Energy Type	Use	Units	Total Cost	Avg Unit Cost	% of Total Cost
Site: KOHLBERG ELEMENTARY - KOHLBERG ELEMENTARY					
Electricity	52,480	KWH	\$7,128.73	0.1358	78.24%
Natural Gas	1,011	CCF	\$661.60	0.6544	7.26%
Water	332	CCF	\$672.68	2.0261	7.38%
Sewer	363	CCF	\$648.10	1.7854	7.11%

**Total Cost: \$9,111.11**



*Filters: Cost Center Names Not Like DoNotReport\*; Site Names Not Like DoNotReport\*; Billing Period Equal To 200904*

# elpaso

Energy CAP

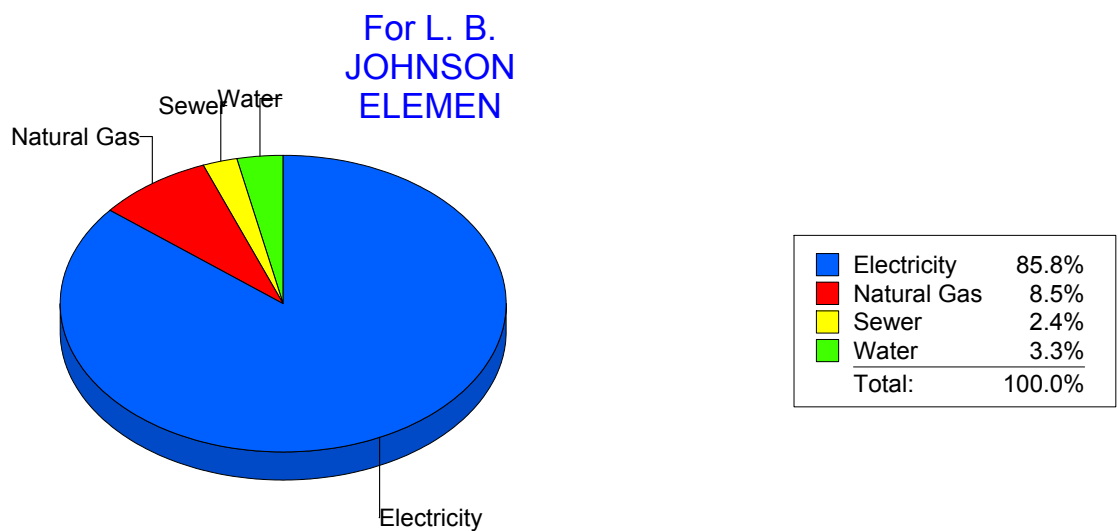
Cost Avoidance Program

## Cost Summary Graph

Grouped by Energy Type

Energy Type	Use	Units	Total Cost	Avg Unit Cost	% of Total Cost
Site: L. B. JOHNSON ELEMEN - L. B. JOHNSON ELEMEN					
Electricity	74,800	KWH	\$9,837.71	0.1315	85.75%
Natural Gas	1,467	CCF	\$978.74	0.6672	8.53%
Water	199	CCF	\$379.42	1.9066	3.31%
Sewer	109	CCF	\$276.04	2.5325	2.41%

**Total Cost:** \$11,471.91



*Filters: Cost Center Names Not Like DoNotReport\*; Site Names Not Like DoNotReport\*; Billing Period Equal To 200904*

# elpaso

Energy CAP

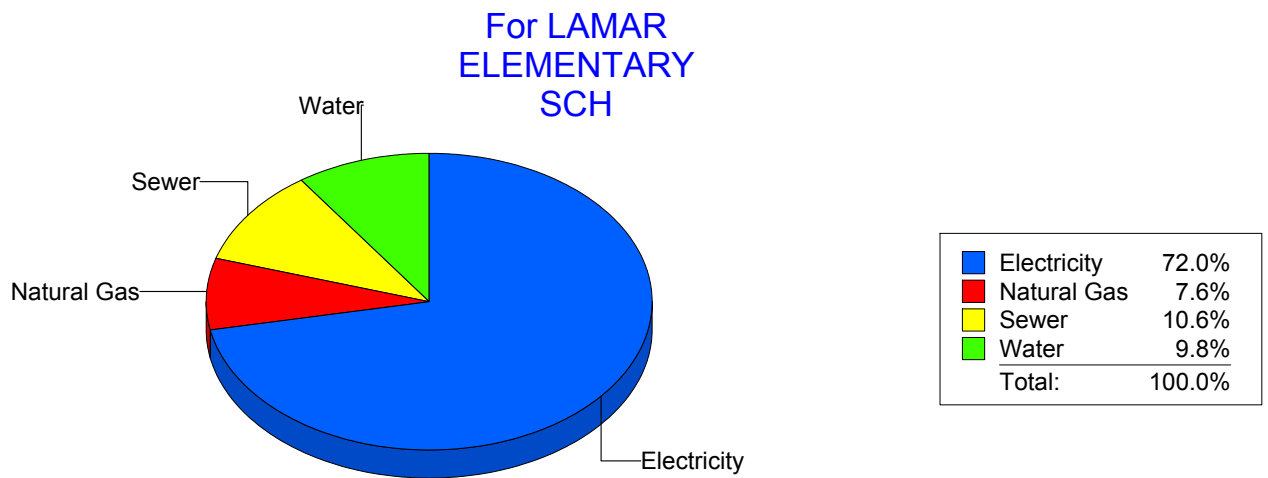
Cost Avoidance Program

## Cost Summary Graph

Grouped by Energy Type

Energy Type	Use	Units	Total Cost	Avg Unit Cost	% of Total Cost
Site: LAMAR ELEMENTARY SCH - LAMAR ELEMENTARY SCH					
Electricity	31,800	KWH	\$4,259.30	0.1339	71.96%
Natural Gas	566	CCF	\$452.43	0.7993	7.64%
Water	221	CCF	\$582.37	2.6352	9.84%
Sewer	226	CCF	\$624.48	2.7632	10.55%

**Total Cost: \$5,918.58**



*Filters: Cost Center Names Not Like DoNotReport\*; Site Names Not Like DoNotReport\*; Billing Period Equal To 200904*

# elpaso

Energy CAP

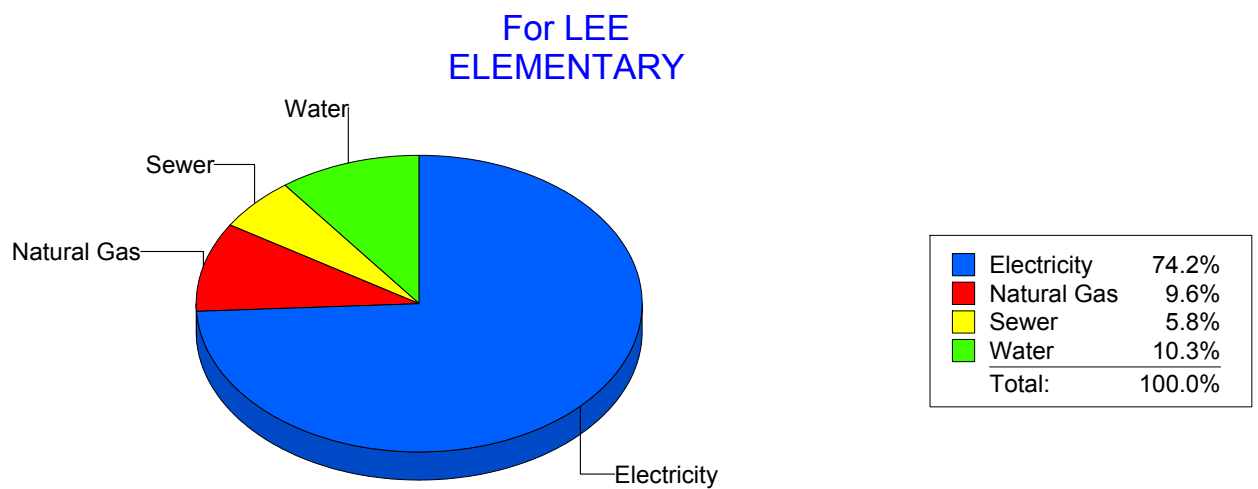
Cost Avoidance Program

## Cost Summary Graph

Grouped by Energy Type

Energy Type	Use	Units	Total Cost	Avg Unit Cost	% of Total Cost
Site: LEE ELEMENTARY - LEE ELEMENTARY					
Electricity	33,493	KWH	\$5,324.98	0.1590	74.24%
Natural Gas	973	CCF	\$690.93	0.7101	9.63%
Water	191	CCF	\$738.82	3.8682	10.30%
Sewer	107	CCF	\$417.54	3.9022	5.82%

**Total Cost:** \$7,172.27



*Filters: Cost Center Names Not Like DoNotReport\*; Site Names Not Like DoNotReport\*; Billing Period Equal To 200904*

# elpaso

Energy CAP

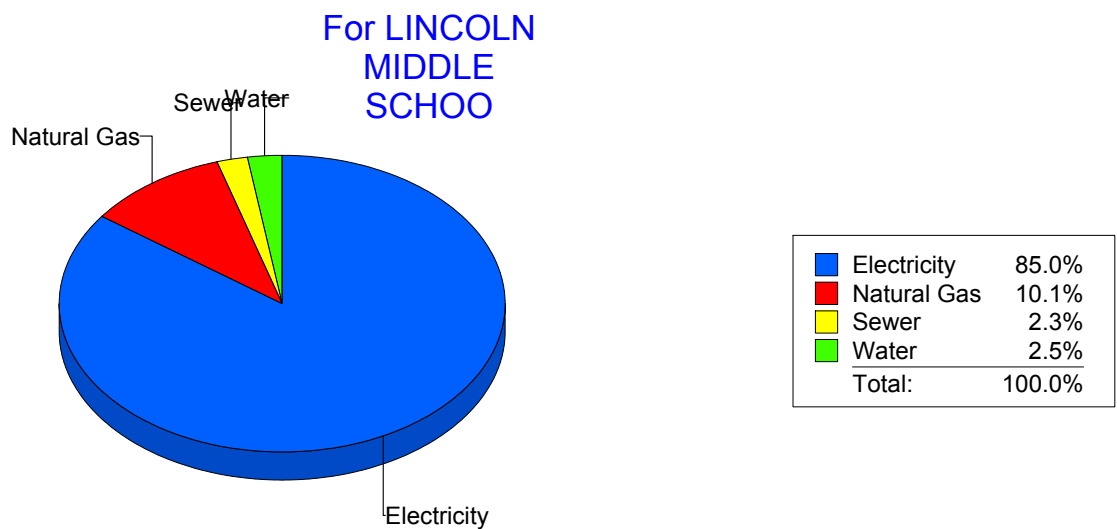
Cost Avoidance Program

## Cost Summary Graph

Grouped by Energy Type

Energy Type	Use	Units	Total Cost	Avg Unit Cost	% of Total Cost
Site: LINCOLN MIDDLE SCHOO - LINCOLN MIDDLE SCHOO					
Electricity	114,650	KWH	\$16,483.65	0.1438	85.01%
Natural Gas	3,110	CCF	\$1,966.31	0.6323	10.14%
Water	251	CCF	\$489.14	1.9488	2.52%
Sewer	246	CCF	\$450.03	1.8294	2.32%

**Total Cost: \$19,389.13**



*Filters: Cost Center Names Not Like DoNotReport\*; Site Names Not Like DoNotReport\*; Billing Period Equal To 200904*

# elpaso

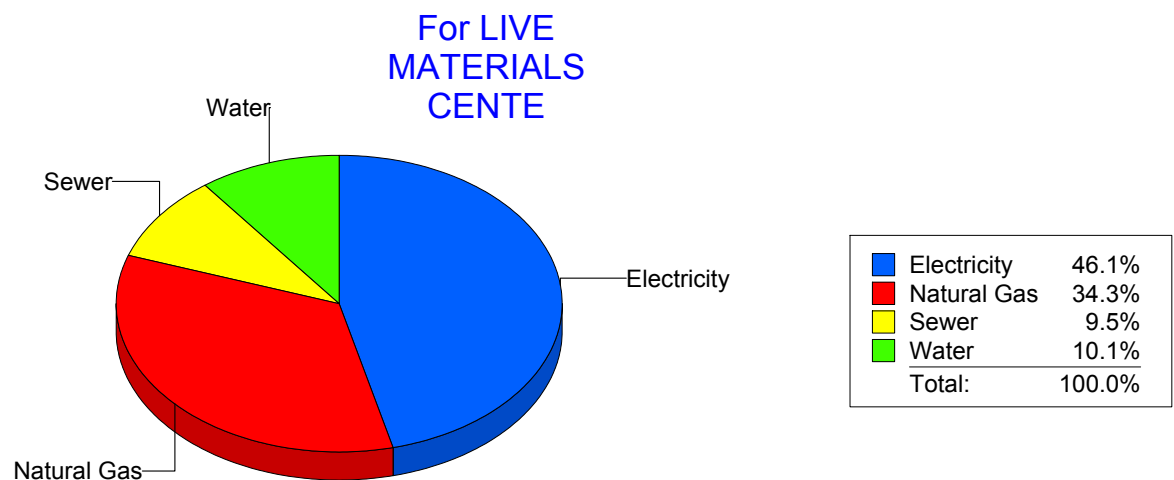
Energy CAP

Cost Avoidance Program

## Cost Summary Graph

Grouped by Energy Type

Energy Type	Use	Units	Total Cost	Avg Unit Cost	% of Total Cost
Site: LIVE MATERIALS CENTE - LIVE MATERIALS CENTE					
Electricity		442 KWH	\$103.79	0.2348	46.06%
Natural Gas		18 CCF	\$77.19	4.2883	34.26%
Water		1 CCF	\$22.85	22.8500	10.14%
Sewer		2 CCF	\$21.49	10.7450	9.54%
Total Cost:			\$225.32		



Filters: Cost Center Names Not Like DoNotReport\*; Site Names Not Like DoNotReport\*; Billing Period Equal To 200904

**el Paso**

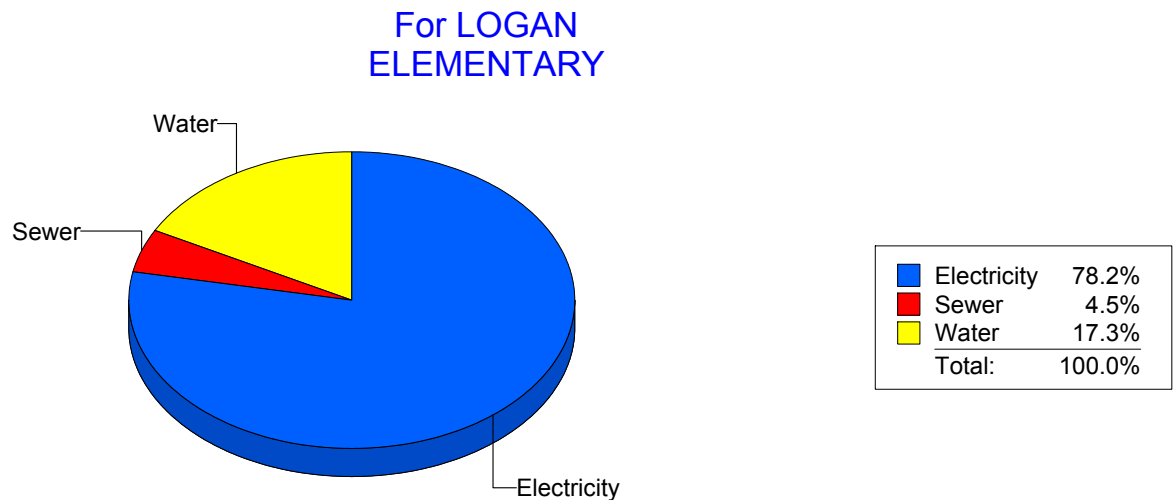
Energy CAP

Cost Avoidance Program

**Cost Summary Graph**

Grouped by Energy Type

Energy Type	Use	Units	Total Cost	Avg Unit Cost	% of Total Cost
<b>Site: LOGAN ELEMENTARY - LOGAN ELEMENTARY</b>					
Electricity	24,800	KWH	\$3,329.72	0.1343	78.16%
Water	293	CCF	\$737.14	2.5158	17.30%
Sewer	103	CCF	\$193.05	1.8743	4.53%
<b>Total Cost:</b>			<b>\$4,259.91</b>		



*Filters: Cost Center Names Not Like DoNotReport\*; Site Names Not Like DoNotReport\*; Billing Period Equal To 200904*

# elpaso

Energy CAP

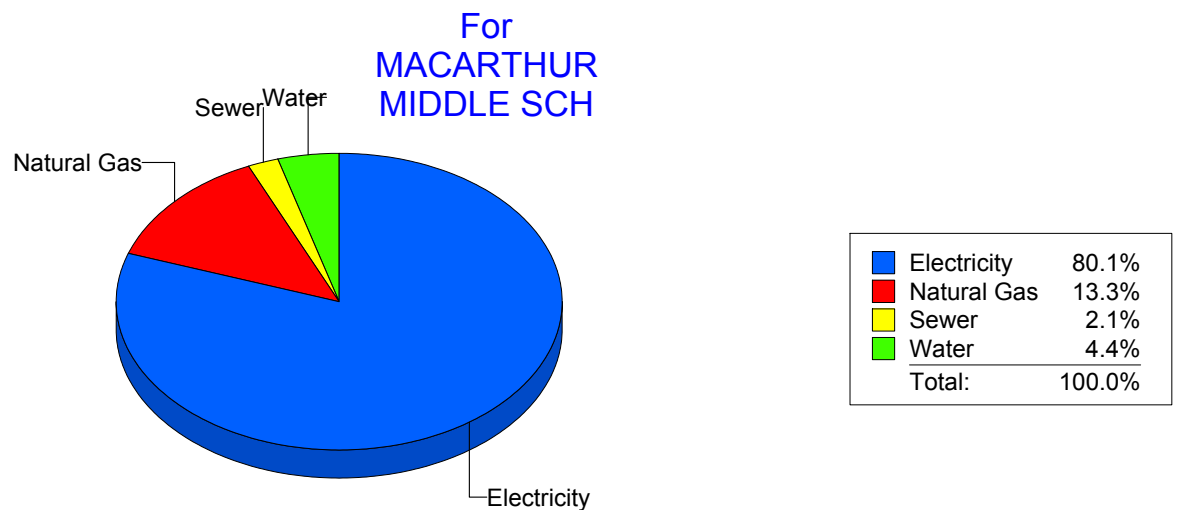
Cost Avoidance Program

## Cost Summary Graph

Grouped by Energy Type

Energy Type	Use	Units	Total Cost	Avg Unit Cost	% of Total Cost
<b>Site: MACARTHUR MIDDLE SCH - MACARTHUR MIDDLE SCH</b>					
Electricity	73,400	KWH	\$9,884.83	0.1347	80.15%
Natural Gas	2,578	CCF	\$1,636.47	0.6348	13.27%
Water	175	CCF	\$548.82	3.1361	4.45%
Sewer	99	CCF	\$263.34	2.6600	2.14%

**Total Cost:** \$12,333.46



*Filters: Cost Center Names Not Like DoNotReport\*; Site Names Not Like DoNotReport\*; Billing Period Equal To 200904*



# el Paso

Energy CAP

Cost Avoidance Program

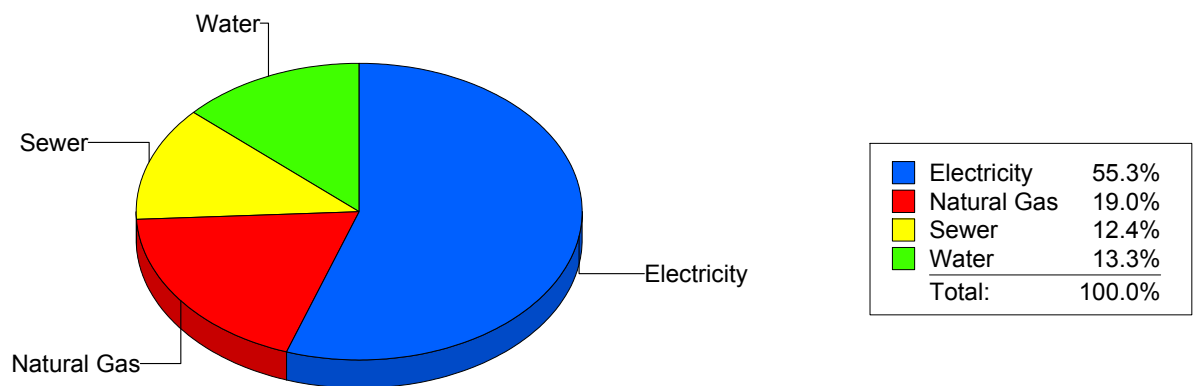
## Cost Summary Graph

Grouped by Energy Type

Energy Type	Use	Units	Total Cost	Avg Unit Cost	% of Total Cost
Site: MAGOFFIN MIDDLE SCHO - MAGOFFIN MIDDLE SCHO					
Electricity	18,030	KWH	\$2,661.39	0.1476	55.26%
Natural Gas	1,417	CCF	\$914.15	0.6451	18.98%
Water	155	CCF	\$642.51	4.1452	13.34%
Sewer	304	CCF	\$598.03	1.9672	12.42%

Total Cost: \$4,816.08

For MAGOFFIN  
MIDDLE SCHO



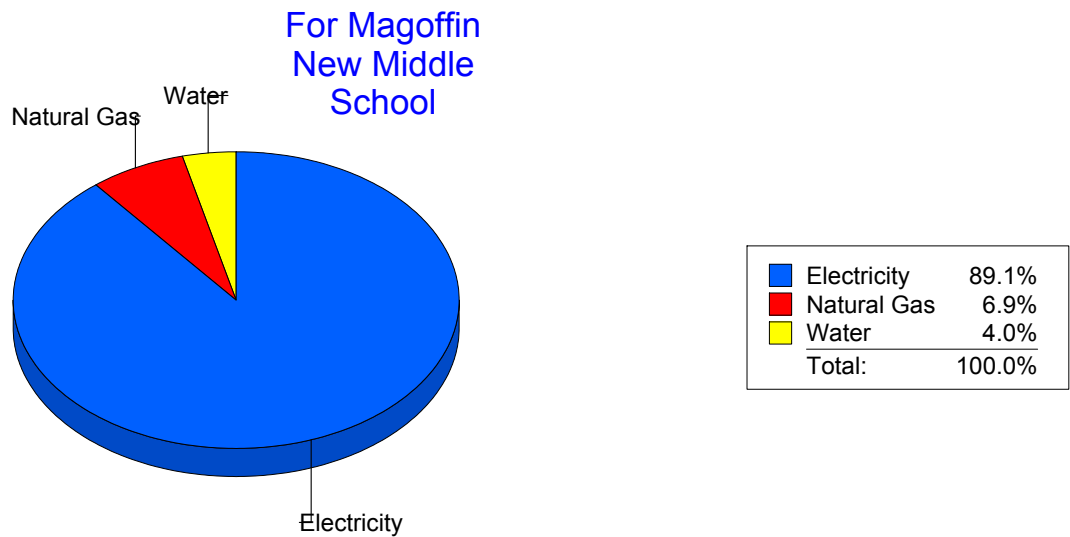
Filters: Cost Center Names Not Like DoNotReport\*; Site Names Not Like DoNotReport\*; Billing Period Equal To 200904

## Cost Summary Graph

Grouped by Energy Type

Energy Type	Use	Units	Total Cost	Avg Unit Cost	% of Total Cost
<b>Site: MAGOFFINMIDDLESCHOOLN047 - Magoffin New Middle School</b>					
Electricity	112,600	KWH	\$14,330.56	0.1273	89.06%
Natural Gas	1,742	CCF	\$1,116.37	0.6409	6.94%
Water	126	CCF	\$643.71	5.1088	4.00%

**Total Cost: \$16,090.64**



*Filters: Cost Center Names Not Like DoNotReport\*; Site Names Not Like DoNotReport\*; Billing Period Equal To 200904*

# elpaso

Energy CAP

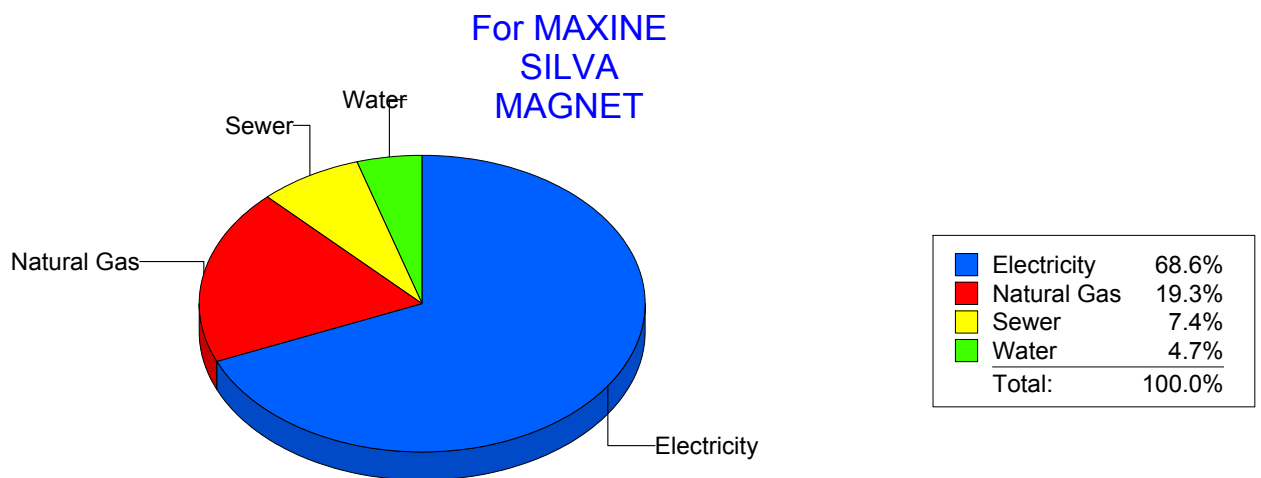
Cost Avoidance Program

## Cost Summary Graph

Grouped by Energy Type

Energy Type	Use	Units	Total Cost	Avg Unit Cost	% of Total Cost
Site: MAXINE SILVA MAGNET - MAXINE SILVA MAGNET					
Electricity	54,600	KWH	\$7,544.29	0.1382	68.64%
Natural Gas	3,359	CCF	\$2,118.67	0.6307	19.28%
Water	255	CCF	\$516.77	2.0265	4.70%
Sewer	531	CCF	\$811.98	1.5292	7.39%

**Total Cost: \$10,991.71**



*Filters: Cost Center Names Not Like DoNotReport\*; Site Names Not Like DoNotReport\*; Billing Period Equal To 200904*

# el Paso

Energy CAP

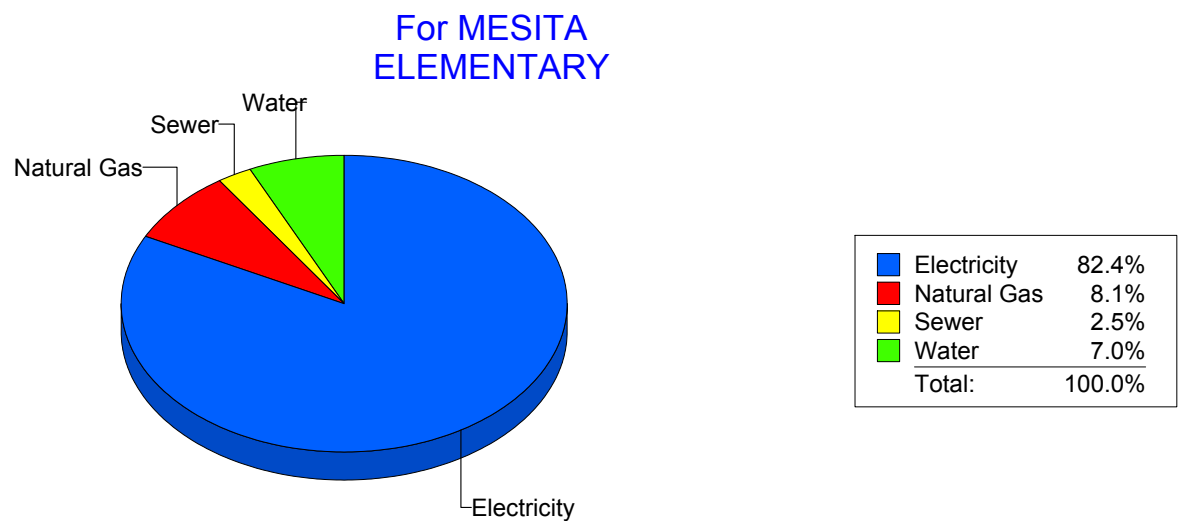
Cost Avoidance Program

## Cost Summary Graph

Grouped by Energy Type

Energy Type	Use	Units	Total Cost	Avg Unit Cost	% of Total Cost
<b>Site: MESITA ELEMENTARY - MESITA ELEMENTARY</b>					
Electricity	80,280	KWH	\$10,516.56	0.1310	82.45%
Natural Gas	1,556	CCF	\$1,034.40	0.6648	8.11%
Water	231	CCF	\$887.06	3.8401	6.95%
Sewer	83	CCF	\$317.36	3.8236	2.49%

**Total Cost: \$12,755.38**



*Filters: Cost Center Names Not Like DoNotReport\*; Site Names Not Like DoNotReport\*; Billing Period Equal To 200904*

**el paso**

Energy CAP

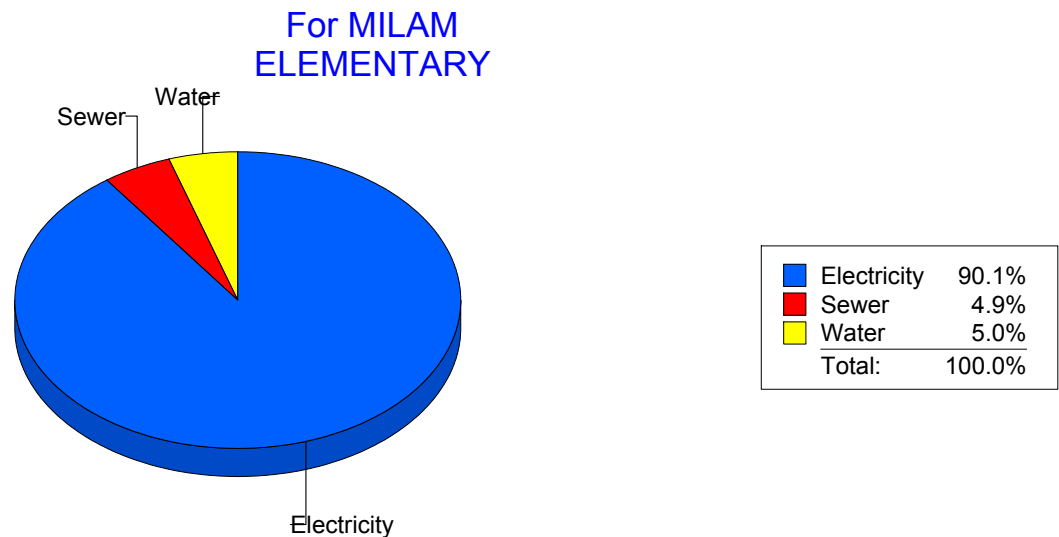
Cost Avoidance Program

**Cost Summary Graph**

Grouped by Energy Type

Energy Type	Use	Units	Total Cost	Avg Unit Cost	% of Total Cost
<b>Site: MILAM ELEMENTARY - MILAM ELEMENTARY</b>					
Electricity	27,840	KWH	\$4,278.98	0.1537	90.11%
Water	78	CCF	\$238.29	3.0550	5.02%
Sewer	74	CCF	\$231.59	3.1296	4.88%

**Total Cost: \$4,748.86**



*Filters: Cost Center Names Not Like DoNotReport\*; Site Names Not Like DoNotReport\*; Billing Period Equal To 200904*

# elpaso

Energy CAP

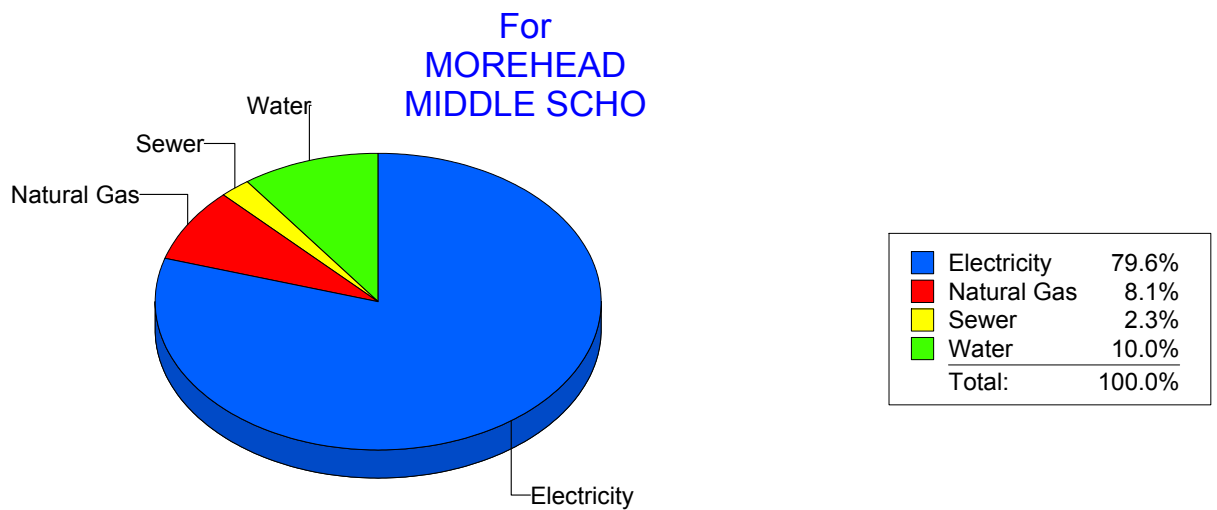
Cost Avoidance Program

## Cost Summary Graph

Grouped by Energy Type

Energy Type	Use	Units	Total Cost	Avg Unit Cost	% of Total Cost
Site: MOREHEAD MIDDLE SCHO - MOREHEAD MIDDLE SCHO					
Electricity	105,772	KWH	\$14,096.36	0.1333	79.62%
Natural Gas	2,265	CCF	\$1,441.74	0.6365	8.14%
Water	1,304	CCF	\$1,765.39	1.3538	9.97%
Sewer	149	CCF	\$401.18	2.6925	2.27%

**Total Cost: \$17,704.67**



*Filters: Cost Center Names Not Like DoNotReport\*; Site Names Not Like DoNotReport\*; Billing Period Equal To 200904*

# elpaso

Energy CAP

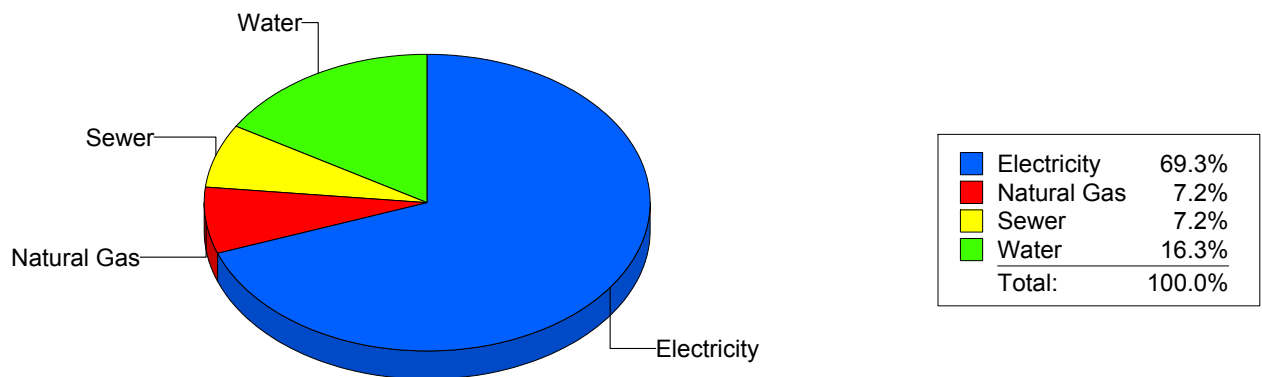
Cost Avoidance Program

## Cost Summary Graph

Grouped by Energy Type

Energy Type	Use	Units	Total Cost	Avg Unit Cost	% of Total Cost
<b>Site: NEWMAN ELEMENTARY - NEWMAN ELEMENTARY</b>					
Electricity	25,999	KWH	\$3,652.33	0.1405	69.35%
Natural Gas	454	CCF	\$379.87	0.8367	7.21%
Water	417	CCF	\$856.22	2.0533	16.26%
Sewer	210	CCF	\$378.42	1.8020	7.18%
<b>Total Cost:</b>			<b>\$5,266.84</b>		

For NEWMAN  
ELEMENTARY



*Filters: Cost Center Names Not Like DoNotReport\*; Site Names Not Like DoNotReport\*; Billing Period Equal To 200904*

# elpaso

Energy CAP

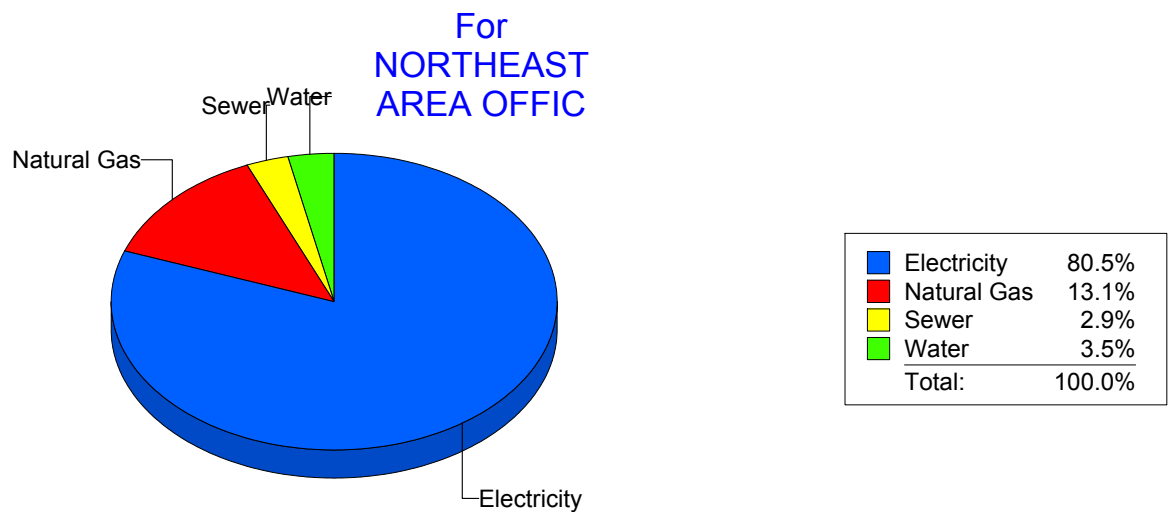
Cost Avoidance Program

## Cost Summary Graph

Grouped by Energy Type

Energy Type	Use	Units	Total Cost	Avg Unit Cost	% of Total Cost
Site: NORTHEAST AREA OFFIC - NORTHEAST AREA OFFIC					
Electricity	10,880	KWH	\$1,364.67	0.1254	80.49%
Natural Gas	224	CCF	\$222.60	0.9938	13.13%
Water	11	CCF	\$58.75	5.3409	3.47%
Sewer	6	CCF	\$49.33	8.2217	2.91%

**Total Cost: \$1,695.35**



*Filters: Cost Center Names Not Like DoNotReport\*; Site Names Not Like DoNotReport\*; Billing Period Equal To 200904*



# el Paso

Energy CAP


Cost Avoidance Program

## Cost Summary Graph

Grouped by Energy Type

Energy Type	Use	Units	Total Cost	Avg Unit Cost	% of Total Cost
Site: NORTHEAST AREA TRANS - NORTHEAST AREA TRANS					
Electricity	5,957	KWH	\$757.13	0.1271	40.28%
Natural Gas	364	CCF	\$285.01	0.7830	15.16%
Water	171	CCF	\$529.18	3.0946	28.15%
Sewer	76	CCF	\$308.47	4.0588	16.41%

**Total Cost:** \$1,879.79



*Filters: Cost Center Names Not Like DoNotReport\*; Site Names Not Like DoNotReport\*; Billing Period Equal To 200904*

# elpaso

Energy CAP

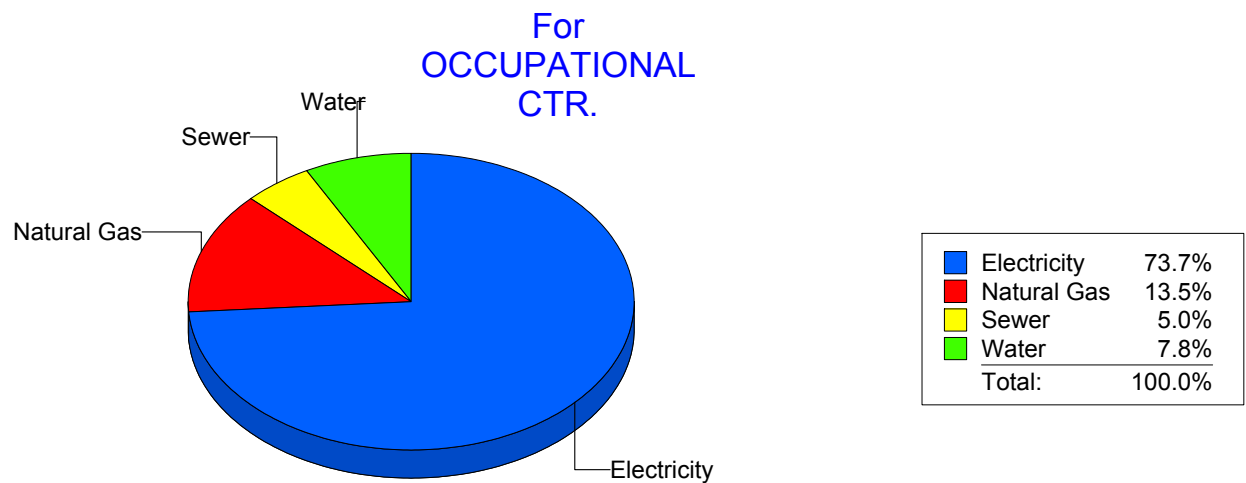
Cost Avoidance Program

## Cost Summary Graph

Grouped by Energy Type

Energy Type	Use	Units	Total Cost	Avg Unit Cost	% of Total Cost
Site: OCCUPATIONAL CTR. - OCCUPATIONAL CTR.					
Electricity	7,700	KWH	\$1,090.43	0.1416	73.75%
Natural Gas	275	CCF	\$199.12	0.7241	13.47%
Water	28	CCF	\$115.40	4.1214	7.80%
Sewer	19	CCF	\$73.61	3.8742	4.98%

**Total Cost: \$1,478.56**



*Filters: Cost Center Names Not Like DoNotReport\*; Site Names Not Like DoNotReport\*; Billing Period Equal To 200904*

# elpaso

Energy CAP

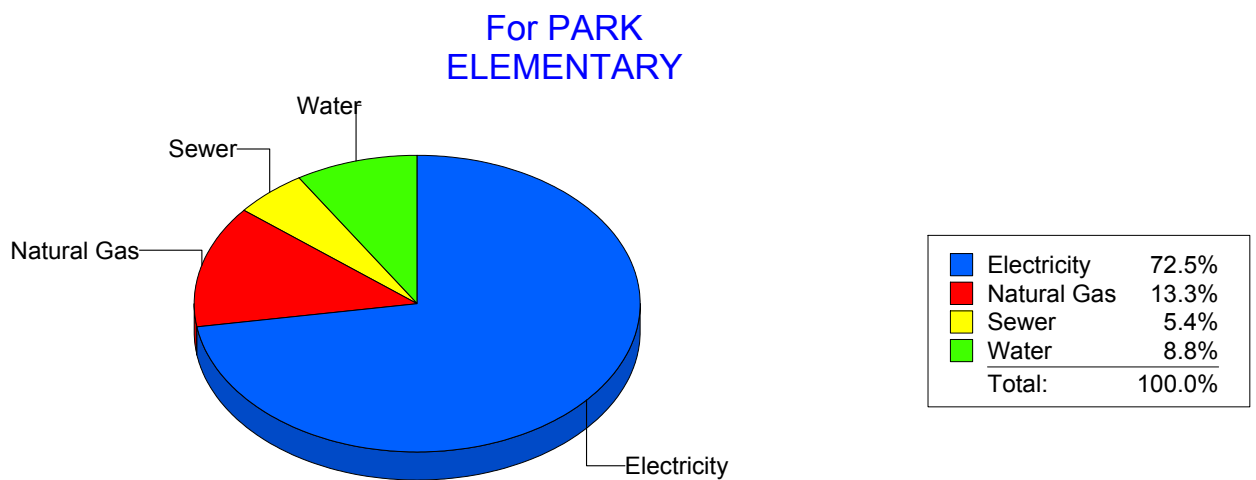
Cost Avoidance Program

## Cost Summary Graph

Grouped by Energy Type

Energy Type	Use	Units	Total Cost	Avg Unit Cost	% of Total Cost
Site: PARK ELEMENTARY - PARK ELEMENTARY					
Electricity	25,317	KWH	\$4,317.65	0.1705	72.53%
Natural Gas	1,125	CCF	\$790.83	0.7030	13.28%
Water	216	CCF	\$525.62	2.4334	8.83%
Sewer	114	CCF	\$318.74	2.7960	5.35%

Total Cost: \$5,952.84



Filters: Cost Center Names Not Like DoNotReport\*; Site Names Not Like DoNotReport\*; Billing Period Equal To 200904

# elpaso

Energy CAP

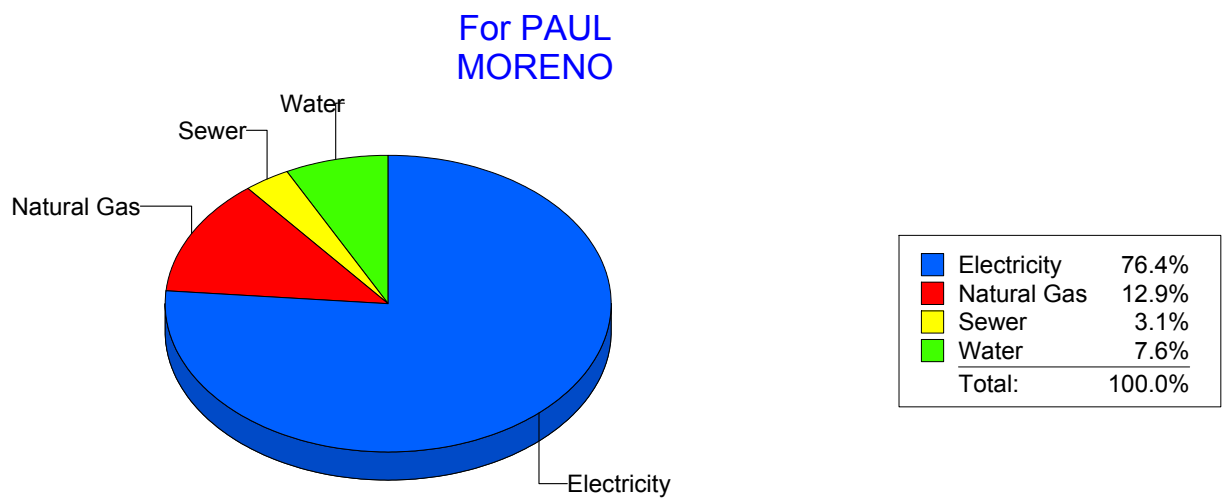
Cost Avoidance Program

## Cost Summary Graph

Grouped by Energy Type

Energy Type	Use	Units	Total Cost	Avg Unit Cost	% of Total Cost
Site: PAUL MORENO - PAUL MORENO					
Electricity	60,000	KWH	\$7,872.01	0.1312	76.36%
Natural Gas	252	CCF	\$1,334.34	5.2950	12.94%
Water	211	CCF	\$780.21	3.6977	7.57%
Sewer	107	CCF	\$322.98	3.0185	3.13%

Total Cost: \$10,309.54



Filters: Cost Center Names Not Like DoNotReport\*; Site Names Not Like DoNotReport\*; Billing Period Equal To 200904

# el paso

Energy CAP

Cost Avoidance Program

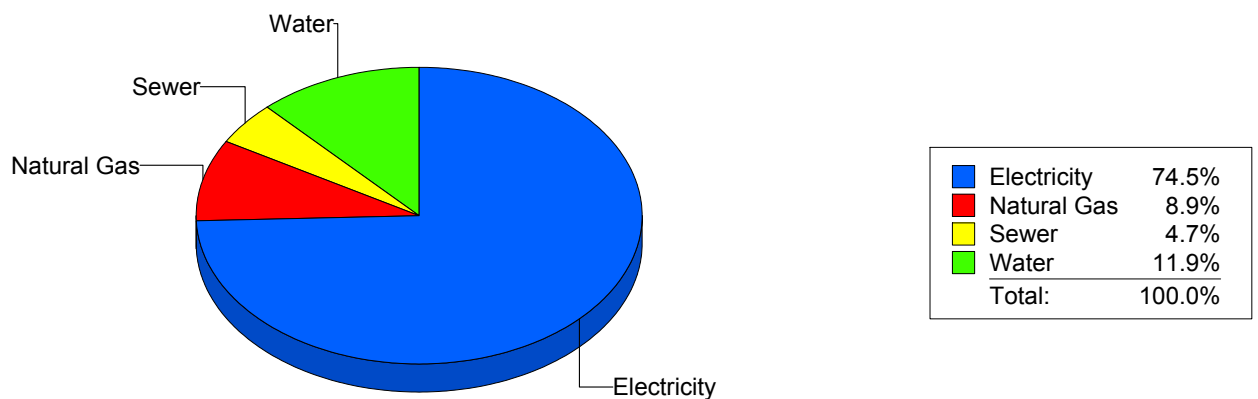
## Cost Summary Graph

Grouped by Energy Type

Energy Type	Use	Units	Total Cost	Avg Unit Cost	% of Total Cost
Site: POLK ELEMENTARY - POLK ELEMENTARY					
Electricity	34,450	KWH	\$5,563.26	0.1615	74.46%
Natural Gas	967	CCF	\$667.30	0.6901	8.93%
Water	386	CCF	\$889.64	2.3048	11.91%
Sewer	168	CCF	\$350.97	2.0891	4.70%

**Total Cost:** \$7,471.17

For POLK  
ELEMENTARY



*Filters: Cost Center Names Not Like DoNotReport\*; Site Names Not Like DoNotReport\*; Billing Period Equal To 200904*

# elpaso

Energy CAP

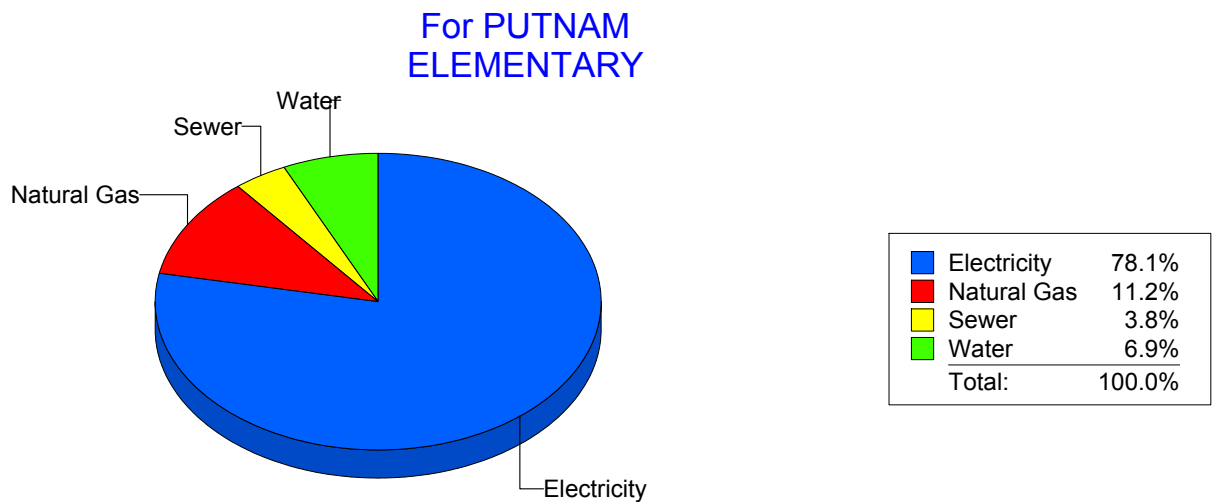
Cost Avoidance Program

## Cost Summary Graph

Grouped by Energy Type

Energy Type	Use	Units	Total Cost	Avg Unit Cost	% of Total Cost
Site: PUTNAM ELEMENTARY - PUTNAM ELEMENTARY					
Electricity	31,217	KWH	\$4,807.76	0.1540	78.06%
Natural Gas	1,017	CCF	\$692.02	0.6805	11.24%
Water	227	CCF	\$426.84	1.8804	6.93%
Sewer	126	CCF	\$232.74	1.8471	3.78%

**Total Cost: \$6,159.36**



*Filters: Cost Center Names Not Like DoNotReport\*; Site Names Not Like DoNotReport\*; Billing Period Equal To 200904*

# elpaso

Energy CAP

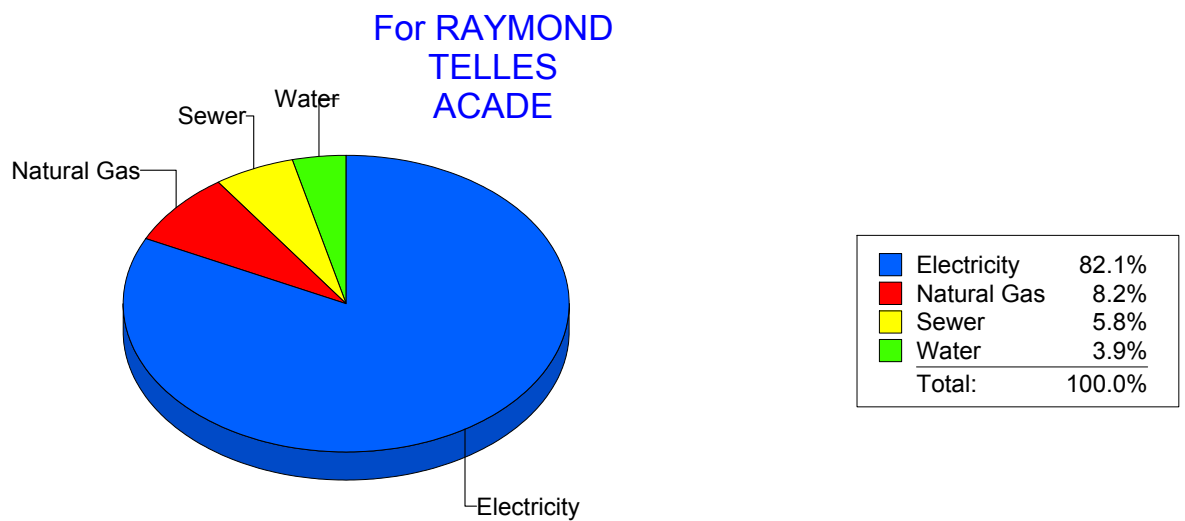
Cost Avoidance Program

## Cost Summary Graph

Grouped by Energy Type

Energy Type	Use	Units	Total Cost	Avg Unit Cost	% of Total Cost
Site: RAYMOND TELLES ACADE - RAYMOND TELLES ACADE					
Electricity	43,400	KWH	\$5,548.30	0.1278	82.10%
Natural Gas	838	CCF	\$553.96	0.6611	8.20%
Water	80	CCF	\$263.02	3.2878	3.89%
Sewer	201	CCF	\$392.88	1.9546	5.81%

**Total Cost: \$6,758.16**



*Filters: Cost Center Names Not Like DoNotReport\*; Site Names Not Like DoNotReport\*; Billing Period Equal To 200904*

# el Paso

Energy CAP

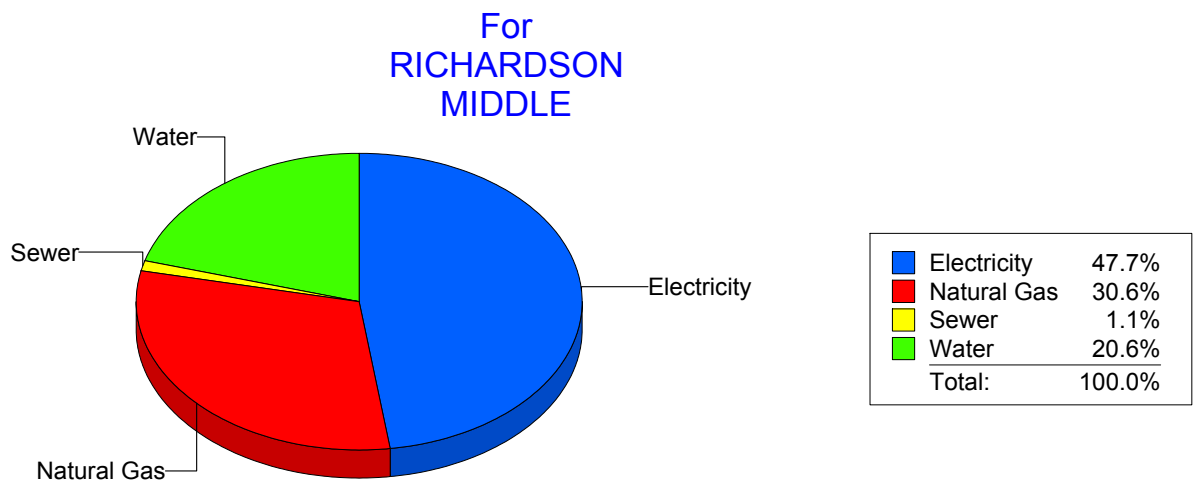
Cost Avoidance Program

## Cost Summary Graph

Grouped by Energy Type

Energy Type	Use	Units	Total Cost	Avg Unit Cost	% of Total Cost
Site: RICHARDSON MIDDLE - RICHARDSON MIDDLE					
Electricity	98,400	KWH	\$13,030.00	0.1324	47.69%
Natural Gas	13,566	CCF	\$8,364.47	0.6166	30.61%
Water	1,266	CCF	\$5,624.48	4.4427	20.58%
Sewer	132	CCF	\$305.25	2.3125	1.12%

**Total Cost: \$27,324.20**



*Filters: Cost Center Names Not Like DoNotReport\*; Site Names Not Like DoNotReport\*; Billing Period Equal To 200904*



# elpaso

Energy CAP

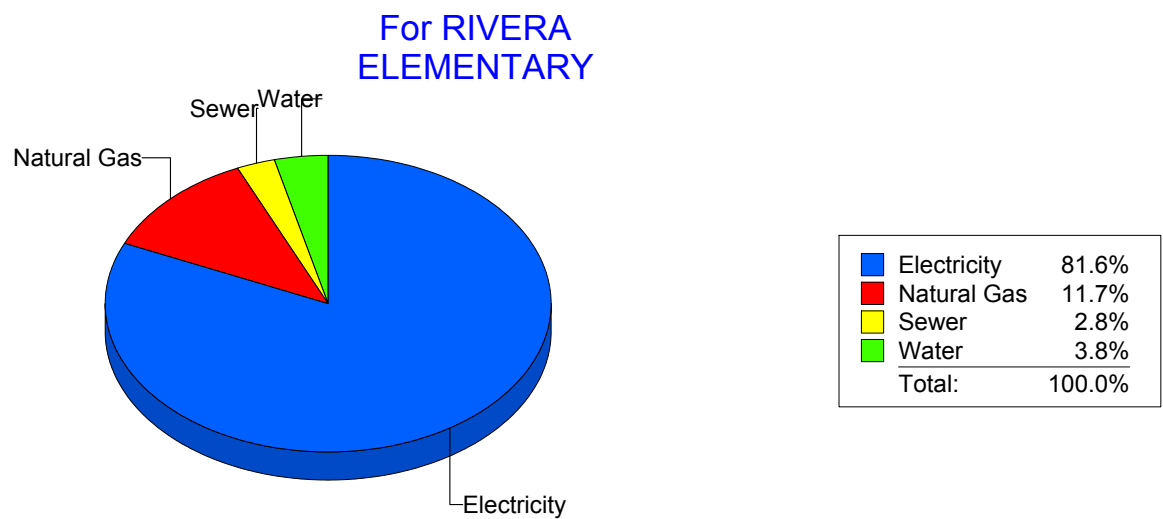
Cost Avoidance Program

## Cost Summary Graph

Grouped by Energy Type

Energy Type	Use	Units	Total Cost	Avg Unit Cost	% of Total Cost
<b>Site: RIVERA ELEMENTARY - RIVERA ELEMENTARY</b>					
Electricity	60,600	KWH	\$8,298.43	0.1369	81.62%
Natural Gas	1,818	CCF	\$1,194.58	0.6571	11.75%
Water	180	CCF	\$386.19	2.1455	3.80%
Sewer	118	CCF	\$287.47	2.4362	2.83%

**Total Cost: \$10,166.67**



*Filters: Cost Center Names Not Like DoNotReport\*; Site Names Not Like DoNotReport\*; Billing Period Equal To 200904*

# elpaso

Energy CAP

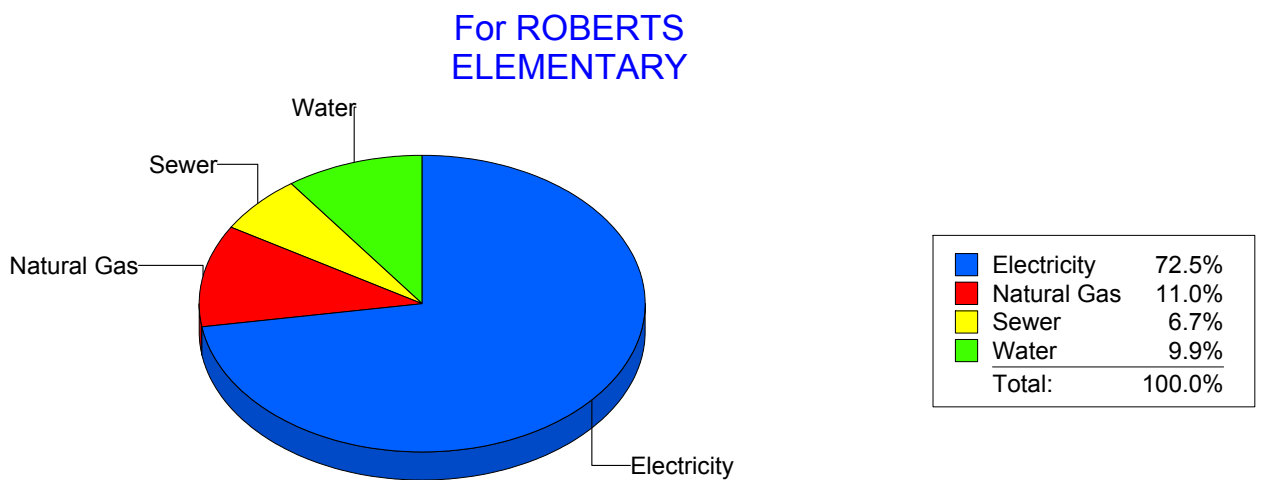
Cost Avoidance Program

## Cost Summary Graph

Grouped by Energy Type

Energy Type	Use	Units	Total Cost	Avg Unit Cost	% of Total Cost
<b>Site: ROBERTS ELEMENTARY - ROBERTS ELEMENTARY</b>					
Electricity	38,692	KWH	\$4,970.08	0.1285	72.45%
Natural Gas	1,115	CCF	\$755.91	0.6779	11.02%
Water	366	CCF	\$677.29	1.8505	9.87%
Sewer	243	CCF	\$456.33	1.8779	6.65%

**Total Cost: \$6,859.61**



*Filters: Cost Center Names Not Like DoNotReport\*; Site Names Not Like DoNotReport\*; Billing Period Equal To 200904*

# elpaso

Energy CAP

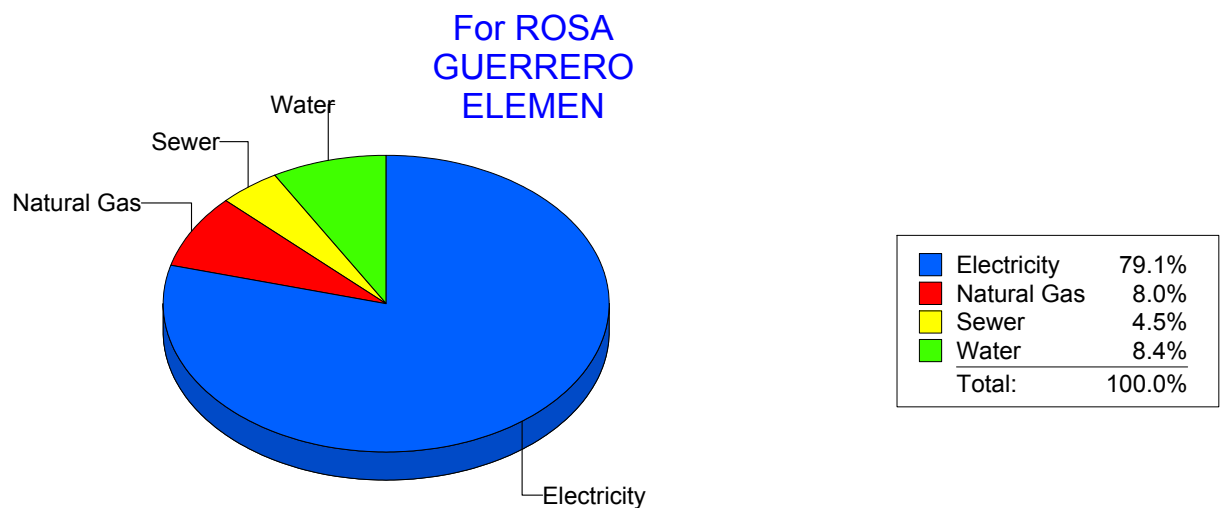
Cost Avoidance Program

## Cost Summary Graph

Grouped by Energy Type

Energy Type	Use	Units	Total Cost	Avg Unit Cost	% of Total Cost
Site: ROSA GUERRERO ELEMEN - ROSA GUERRERO ELEMEN					
Electricity	46,760	KWH	\$6,852.19	0.1465	79.12%
Natural Gas	1,005	CCF	\$691.81	0.6884	7.99%
Water	421	CCF	\$723.78	1.7192	8.36%
Sewer	152	CCF	\$392.89	2.5848	4.54%

**Total Cost:** \$8,660.67



*Filters: Cost Center Names Not Like DoNotReport\*; Site Names Not Like DoNotReport\*; Billing Period Equal To 200904*

# elpaso

Energy CAP

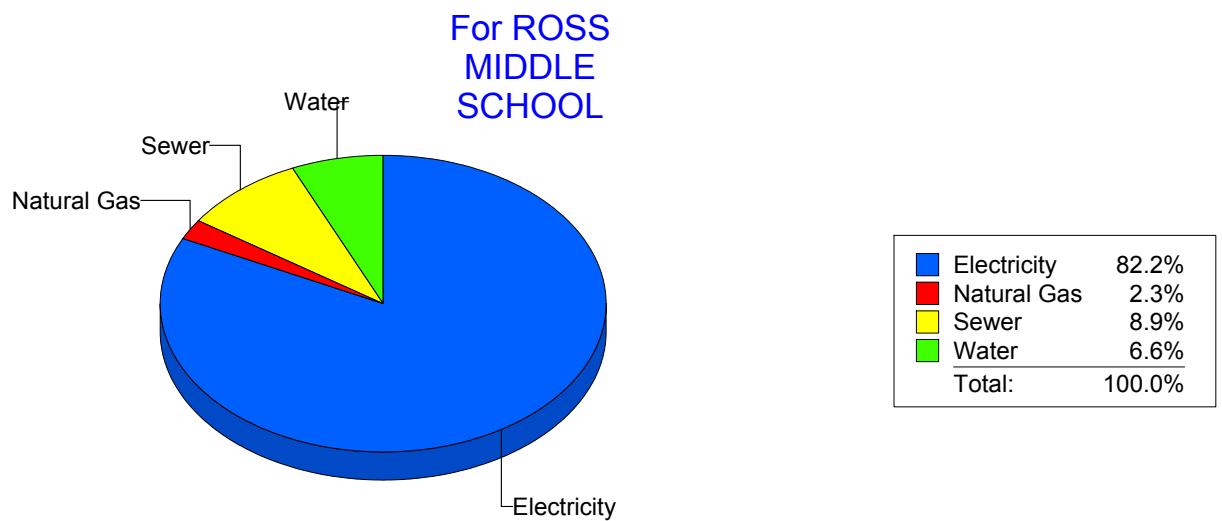
Cost Avoidance Program

## Cost Summary Graph

Grouped by Energy Type

Energy Type	Use	Units	Total Cost	Avg Unit Cost	% of Total Cost
Site: ROSS MIDDLE SCHOOL - ROSS MIDDLE SCHOOL					
Electricity	48,397	KWH	\$6,531.87	0.1350	82.20%
Natural Gas	247	CCF	\$181.41	0.7345	2.28%
Water	277	CCF	\$526.84	1.9019	6.63%
Sewer	448	CCF	\$706.57	1.5772	8.89%

**Total Cost:** \$7,946.69



*Filters: Cost Center Names Not Like DoNotReport\*; Site Names Not Like DoNotReport\*; Billing Period Equal To 200904*

# elpaso

Energy CAP

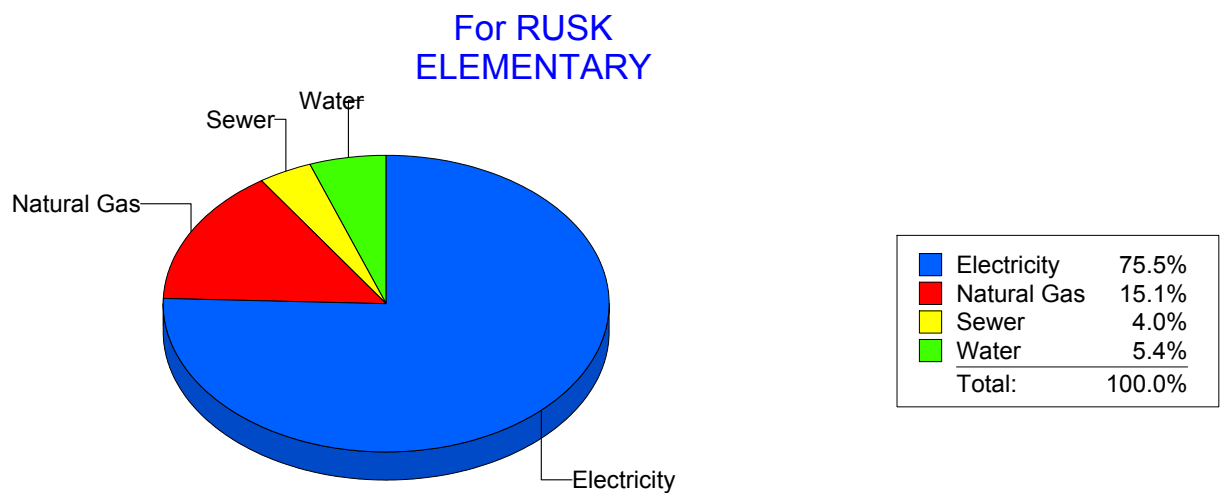
Cost Avoidance Program

## Cost Summary Graph

Grouped by Energy Type

Energy Type	Use	Units	Total Cost	Avg Unit Cost	% of Total Cost
Site: RUSK ELEMENTARY - RUSK ELEMENTARY					
Electricity	25,810	KWH	\$3,460.31	0.1341	75.51%
Natural Gas	1,014	CCF	\$690.74	0.6812	15.07%
Water	121	CCF	\$248.78	2.0560	5.43%
Sewer	87	CCF	\$182.84	2.1016	3.99%

Total Cost: \$4,582.67



Filters: Cost Center Names Not Like DoNotReport\*; Site Names Not Like DoNotReport\*; Billing Period Equal To 200904

# elpaso

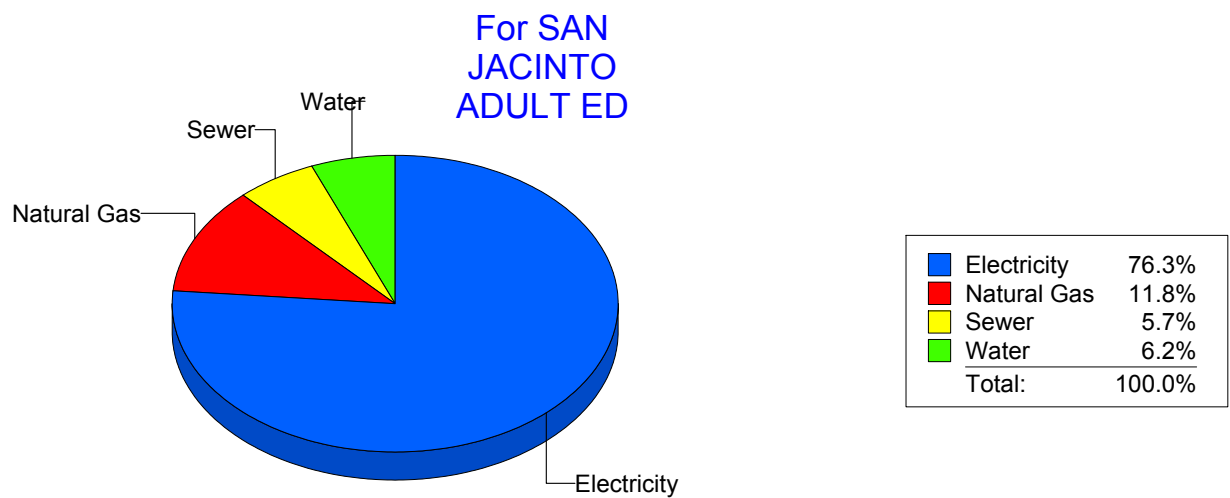
Energy CAP

Cost Avoidance Program

## Cost Summary Graph

Grouped by Energy Type

Energy Type	Use	Units	Total Cost	Avg Unit Cost	% of Total Cost
Site: SAN JACINTO ADULT ED - SAN JACINTO ADULT ED					
Electricity	8,400	KWH	\$1,555.40	0.1852	76.28%
Natural Gas	341	CCF	\$241.53	0.7083	11.85%
Water	44	CCF	\$126.43	2.8734	6.20%
Sewer	42	CCF	\$115.58	2.7519	5.67%
Total Cost:			\$2,038.94		



Filters: Cost Center Names Not Like DoNotReport\*; Site Names Not Like DoNotReport\*; Billing Period Equal To 200904

# elpaso

Energy CAP

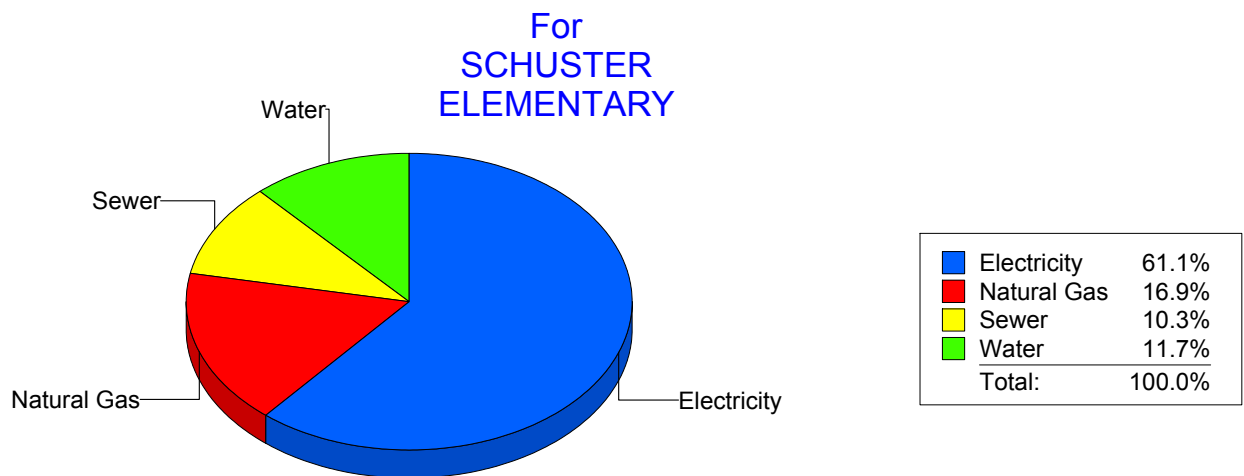
Cost Avoidance Program

## Cost Summary Graph

Grouped by Energy Type

Energy Type	Use	Units	Total Cost	Avg Unit Cost	% of Total Cost
<b>Site: SCHUSTER ELEMENTARY - SCHUSTER ELEMENTARY</b>					
Electricity	16,480	KWH	\$2,158.53	0.1310	61.08%
Natural Gas	906	CCF	\$596.27	0.6581	16.87%
Water	242	CCF	\$413.53	1.7088	11.70%
Sewer	239	CCF	\$365.77	1.5304	10.35%

**Total Cost: \$3,534.10**



*Filters: Cost Center Names Not Like DoNotReport\*; Site Names Not Like DoNotReport\*; Billing Period Equal To 200904*

# elpaso

Energy CAP

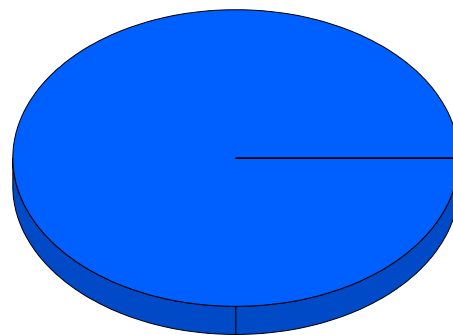
Cost Avoidance Program

## Cost Summary Graph

Grouped by Energy Type

Energy Type	Use	Units	Total Cost	Avg Unit Cost	% of Total Cost
Site: SKYPARKIB1 - Sky Park I B1					
Electricity	1,464	KWH	\$246.07	0.1681	100.00%
Total Cost:			\$246.07		

For Sky Park I  
B1



■	Electricity	100.0%
	Total:	100.0%

Filters: Cost Center Names Not Like DoNotReport\*; Site Names Not Like DoNotReport\*; Billing Period Equal To 200904

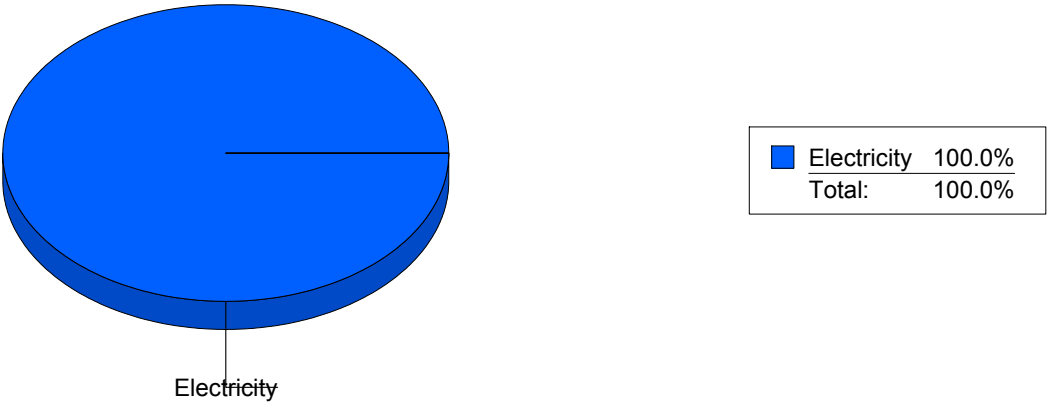


Cost Summary Graph

Grouped by Energy Type

Energy Type	Use	Units	Total Cost	Avg Unit Cost	% of Total Cost
Site: SKYPARK - Skypark					
Electricity	1,562	KWH	\$267.17	0.1710	100.00%
Total Cost:			\$267.17		

For Skypark



Filters: Cost Center Names Not Like DoNotReport\*; Site Names Not Like DoNotReport\*; Billing Period Equal To 200904

# elpaso

Energy CAP

Cost Avoidance Program

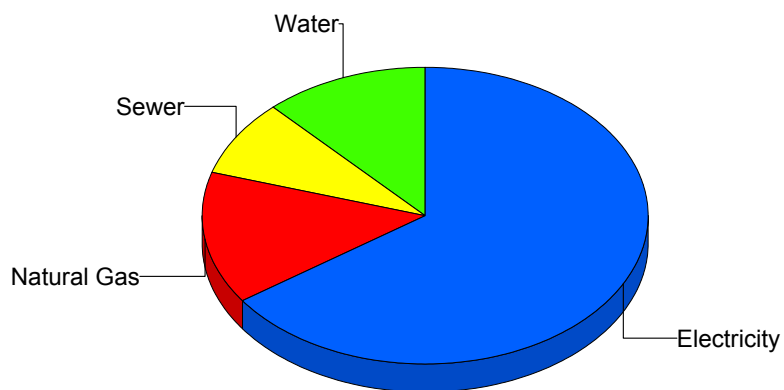
## Cost Summary Graph

Grouped by Energy Type

Energy Type	Use	Units	Total Cost	Avg Unit Cost	% of Total Cost
<b>Site: STANTON ELEMENTARY - STANTON ELEMENTARY</b>					
Electricity	27,546	KWH	\$4,130.37	0.1499	65.16%
Natural Gas	1,384	CCF	\$926.16	0.6692	14.61%
Water	452	CCF	\$760.34	1.6822	12.00%
Sewer	323	CCF	\$521.93	1.6159	8.23%

**Total Cost: \$6,338.80**

For STANTON  
ELEMENTARY



Electricity	65.2%
Natural Gas	14.6%
Sewer	8.2%
Water	12.0%
Total:	100.0%

*Filters: Cost Center Names Not Like DoNotReport\*; Site Names Not Like DoNotReport\*; Billing Period Equal To 200904*

# elpaso

Energy CAP

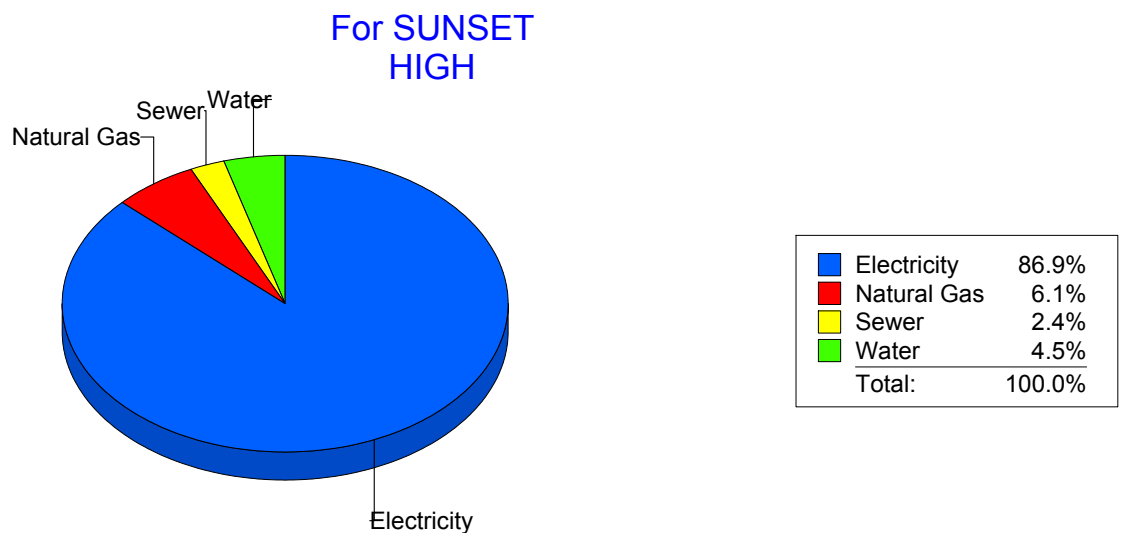
Cost Avoidance Program

## Cost Summary Graph

Grouped by Energy Type

Energy Type	Use	Units	Total Cost	Avg Unit Cost	% of Total Cost
<b>Site: SUNSET HIGH - SUNSET HIGH</b>					
Electricity	23,200	KWH	\$3,336.72	0.1438	86.92%
Natural Gas	329	CCF	\$233.64	0.7102	6.09%
Water	57	CCF	\$174.53	3.0619	4.55%
Sewer	25	CCF	\$93.99	3.7596	2.45%

**Total Cost: \$3,838.88**



*Filters: Cost Center Names Not Like DoNotReport\*; Site Names Not Like DoNotReport\*; Billing Period Equal To 200904*

# elpaso

Energy CAP

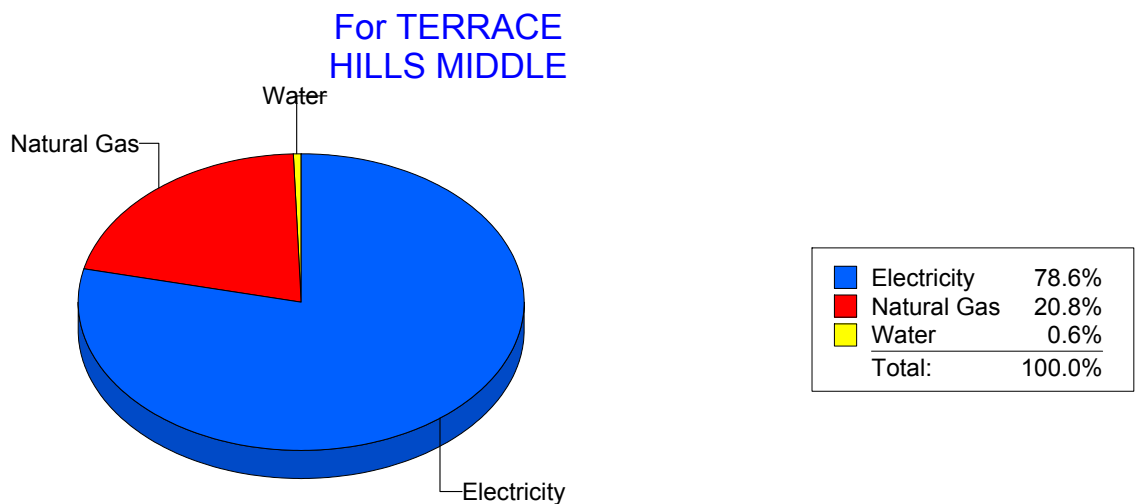
Cost Avoidance Program

## Cost Summary Graph

Grouped by Energy Type

Energy Type	Use	Units	Total Cost	Avg Unit Cost	% of Total Cost
Site: TERRACE HILLS MIDDLE - TERRACE HILLS MIDDLE					
Electricity	36,150	KWH	\$4,458.31	0.1233	78.60%
Natural Gas	1,794	CCF	\$1,177.39	0.6563	20.76%
Water	0	CCF	\$36.36	0.0000	0.64%

**Total Cost: \$5,672.06**



*Filters: Cost Center Names Not Like DoNotReport\*; Site Names Not Like DoNotReport\*; Billing Period Equal To 200904*

# elpaso

Energy CAP

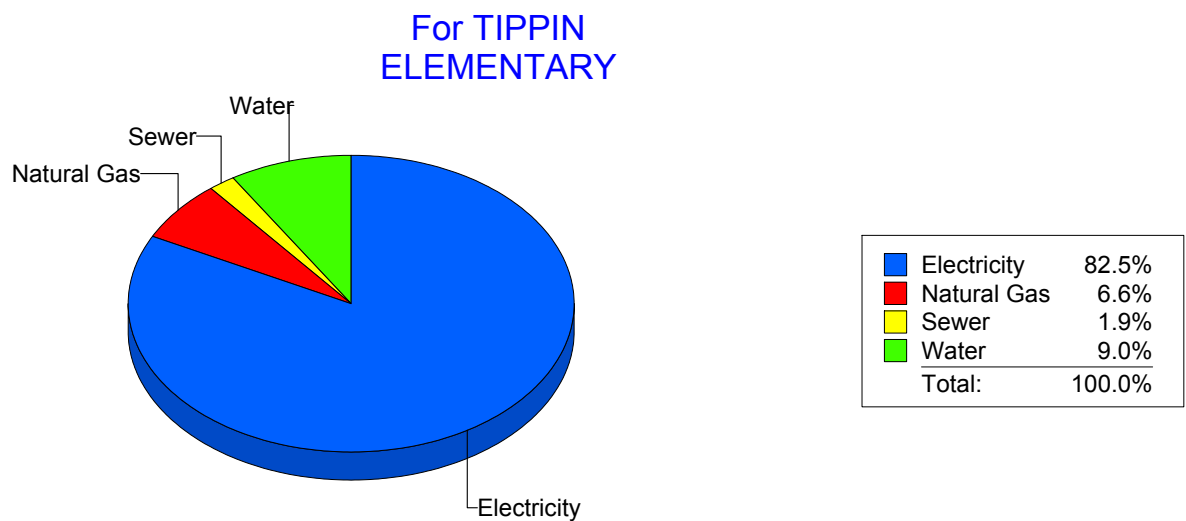
Cost Avoidance Program

## Cost Summary Graph

Grouped by Energy Type

Energy Type	Use	Units	Total Cost	Avg Unit Cost	% of Total Cost
<b>Site: TIPPIN - TIPPIN ELEMENTARY</b>					
Electricity	76,440	KWH	\$10,283.51	0.1345	82.55%
Natural Gas	1,271	CCF	\$823.34	0.6478	6.61%
Water	232	CCF	\$1,117.62	4.8173	8.97%
Sewer	75	CCF	\$232.86	3.1048	1.87%

**Total Cost: \$12,457.33**



*Filters: Cost Center Names Not Like DoNotReport\*; Site Names Not Like DoNotReport\*; Billing Period Equal To 200904*

# elpaso

Energy CAP

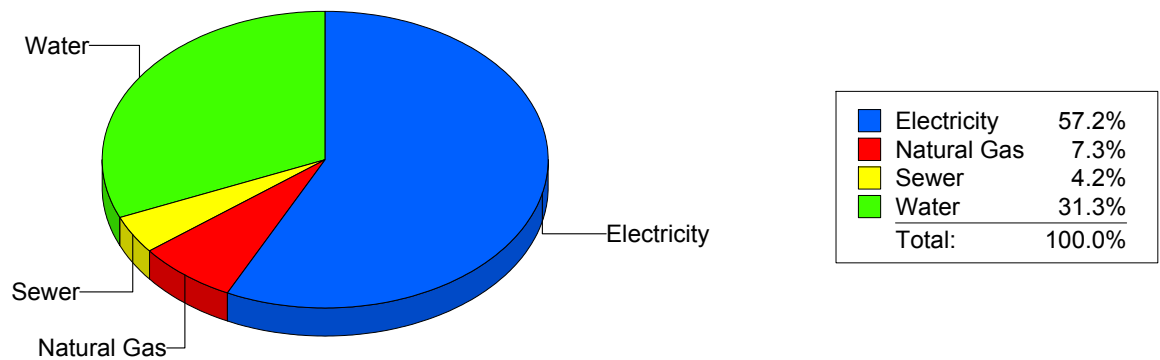
Cost Avoidance Program

## Cost Summary Graph

Grouped by Energy Type

Energy Type	Use	Units	Total Cost	Avg Unit Cost	% of Total Cost
Site: TRAVIS ELEMENTARY SC - TRAVIS ELEMENTARY SC					
Electricity	24,714	KWH	\$3,465.44	0.1402	57.19%
Natural Gas	607	CCF	\$440.81	0.7262	7.27%
Water	527	CCF	\$1,898.16	3.6018	31.32%
Sewer	113	CCF	\$255.23	2.2587	4.21%
Total Cost:			\$6,059.64		

For TRAVIS  
ELEMENTARY  
SC



Filters: Cost Center Names Not Like DoNotReport\*; Site Names Not Like DoNotReport\*; Billing Period Equal To 200904

# elpaso

Energy CAP

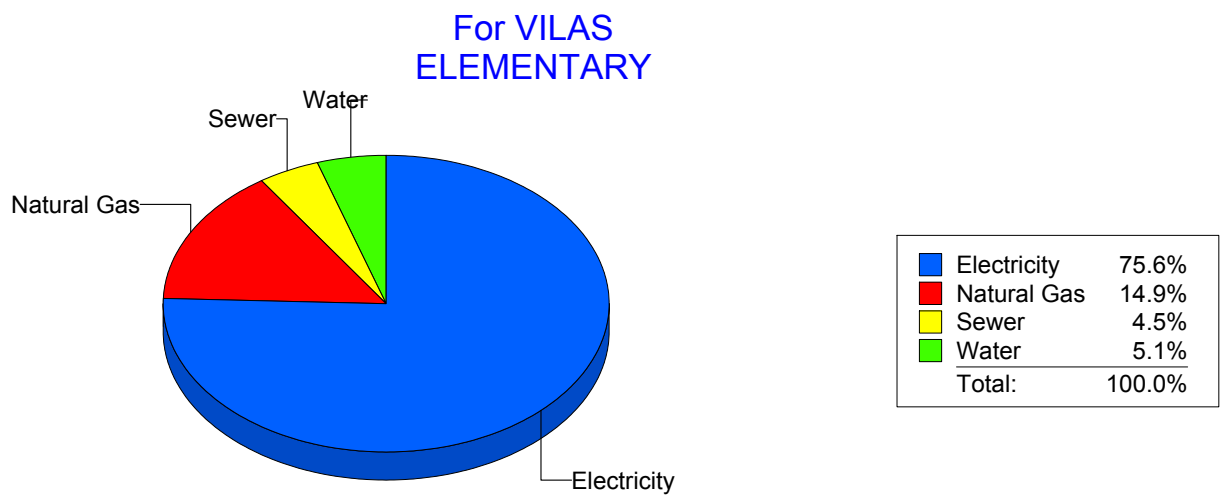
Cost Avoidance Program

## Cost Summary Graph

Grouped by Energy Type

Energy Type	Use	Units	Total Cost	Avg Unit Cost	% of Total Cost
<b>Site: VILAS ELEMENTARY - VILAS ELEMENTARY</b>					
Electricity	40,661	KWH	\$6,278.47	0.1544	75.56%
Natural Gas	1,796	CCF	\$1,235.20	0.6878	14.87%
Water	110	CCF	\$420.72	3.8247	5.06%
Sewer	93	CCF	\$374.64	4.0284	4.51%

**Total Cost: \$8,309.03**



*Filters: Cost Center Names Not Like DoNotReport\*; Site Names Not Like DoNotReport\*; Billing Period Equal To 200904*

# elpaso

Energy CAP

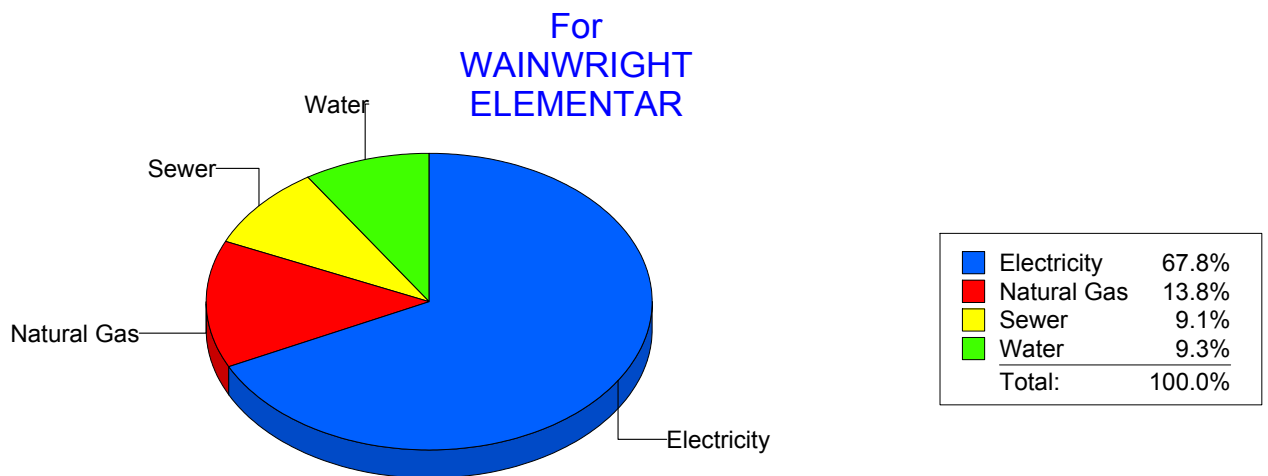
Cost Avoidance Program

## Cost Summary Graph

Grouped by Energy Type

Energy Type	Use	Units	Total Cost	Avg Unit Cost	% of Total Cost
<b>Site: WAINWRIGHT ELEMENTAR - WAINWRIGHT ELEMENTAR</b>					
Electricity	7,237	KWH	\$1,270.34	0.1755	67.83%
Natural Gas	265	CCF	\$258.54	0.9756	13.81%
Water	18	CCF	\$173.76	9.6533	9.28%
Sewer	28	CCF	\$170.15	6.0768	9.09%

**Total Cost: \$1,872.79**



*Filters: Cost Center Names Not Like DoNotReport\*; Site Names Not Like DoNotReport\*; Billing Period Equal To 200904*



# elpaso

Energy CAP

Cost Avoidance Program

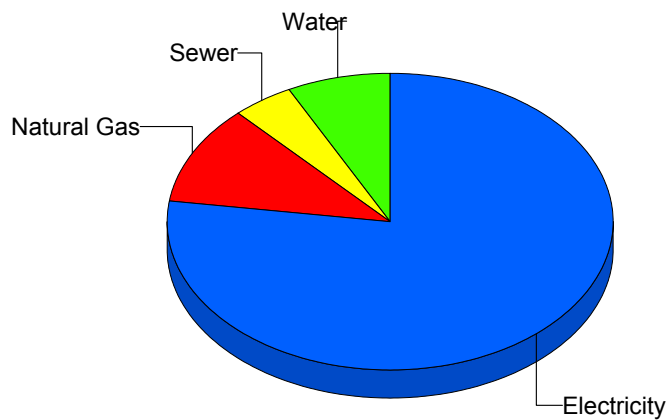
## Cost Summary Graph

Grouped by Energy Type

Energy Type	Use	Units	Total Cost	Avg Unit Cost	% of Total Cost
Site: WESTERN HILLS ELEMEN - WESTERN HILLS ELEMEN					
Electricity	50,640	KWH	\$7,076.46	0.1397	77.23%
Natural Gas	1,537	CCF	\$988.83	0.6434	10.79%
Water	176	CCF	\$692.40	3.9341	7.56%
Sewer	68	CCF	\$405.26	5.9597	4.42%

Total Cost: \$9,162.95

For WESTERN  
HILLS ELEMEN



Electricity	77.2%
Natural Gas	10.8%
Sewer	4.4%
Water	7.6%
Total:	100.0%

Filters: Cost Center Names Not Like DoNotReport\*; Site Names Not Like DoNotReport\*; Billing Period Equal To 200904

# elpaso

Energy CAP

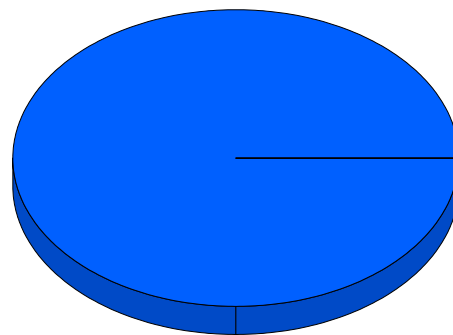
Cost Avoidance Program

## Cost Summary Graph

Grouped by Energy Type

Energy Type	Use	Units	Total Cost	Avg Unit Cost	% of Total Cost
Site: WESTSIDE TRANSPORTAT - WESTSIDE TRANSPORTAT					
Electricity	1,402	KWH	\$262.96	0.1876	100.00%
Total Cost:			\$262.96		

For WESTSIDE  
TRANSPORTAT



Electricity

■	Electricity	100.0%
	Total:	100.0%

Filters: Cost Center Names Not Like DoNotReport\*; Site Names Not Like DoNotReport\*; Billing Period Equal To 200904

# elpaso

Energy CAP

Cost Avoidance Program

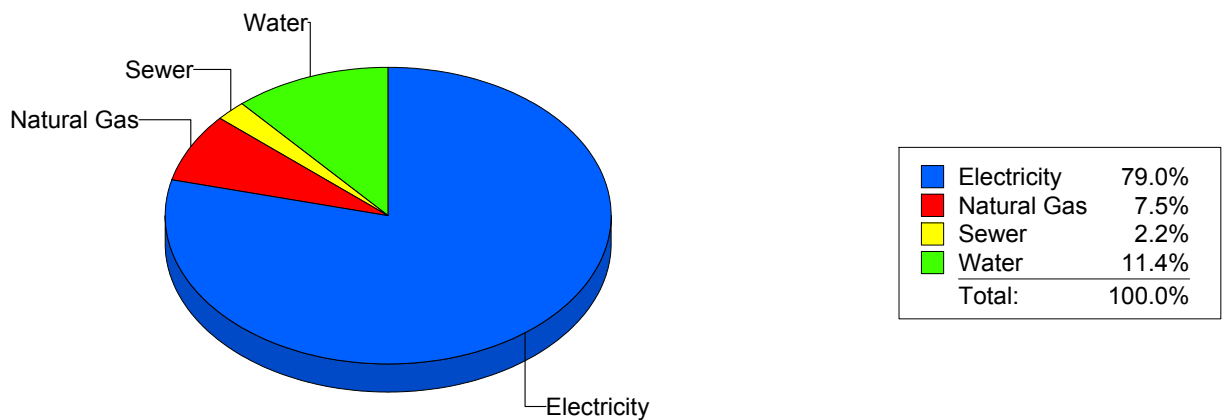
## Cost Summary Graph

Grouped by Energy Type

Energy Type	Use	Units	Total Cost	Avg Unit Cost	% of Total Cost
Site: WHITAKER ELEMENTARY - WHITAKER ELEMENTARY					
Electricity	66,360	KWH	\$9,671.74	0.1457	78.95%
Natural Gas	1,419	CCF	\$915.21	0.6450	7.47%
Water	635	CCF	\$1,392.06	2.1922	11.36%
Sewer	105	CCF	\$270.96	2.5806	2.21%

Total Cost: \$12,249.97

For WHITAKER  
ELEMENTARY



Filters: Cost Center Names Not Like DoNotReport\*; Site Names Not Like DoNotReport\*; Billing Period Equal To 200904

# elpaso

Energy CAP

Cost Avoidance Program

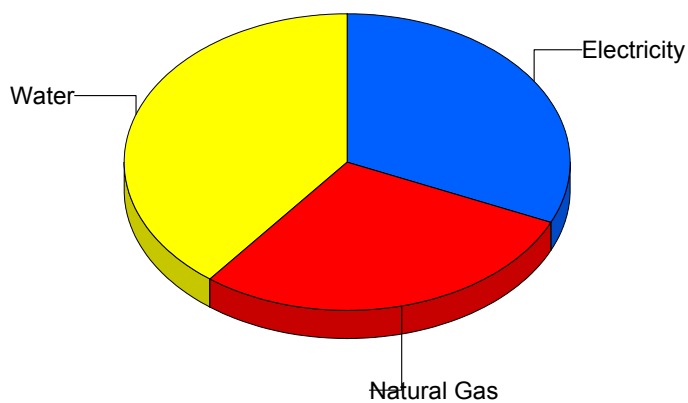
## Cost Summary Graph

Grouped by Energy Type

Energy Type	Use	Units	Total Cost	Avg Unit Cost	% of Total Cost
Site: WIGGS MIDDLE SCHOOL - WIGGS MIDDLE SCHOOL					
Electricity	2,800	KWH	\$528.27	0.1887	31.67%
Natural Gas	719	CCF	\$479.94	0.6675	28.78%
Water	252	CCF	\$659.68	2.6178	39.55%

**Total Cost: \$1,667.89**

For WIGGS  
MIDDLE  
SCHOOL



Electricity	31.7%
Natural Gas	28.8%
Water	39.6%
Total:	100.0%

*Filters: Cost Center Names Not Like DoNotReport\*; Site Names Not Like DoNotReport\*; Billing Period Equal To 200904*

# elpaso

Energy CAP

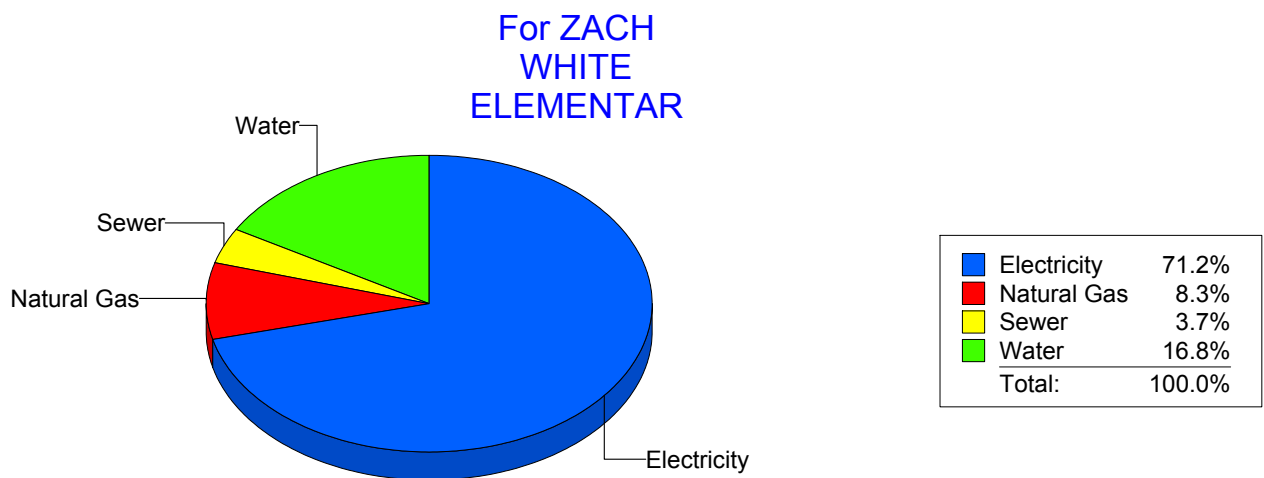
Cost Avoidance Program

## Cost Summary Graph

Grouped by Energy Type

Energy Type	Use	Units	Total Cost	Avg Unit Cost	% of Total Cost
Site: ZACH WHITE ELEMENTAR - ZACH WHITE ELEMENTAR					
Electricity	52,500	KWH	\$6,993.34	0.1332	71.23%
Natural Gas	1,224	CCF	\$819.10	0.6692	8.34%
Water	543	CCF	\$1,647.23	3.0336	16.78%
Sewer	76	CCF	\$358.61	4.7186	3.65%

Total Cost: \$9,818.28



Filters: Cost Center Names Not Like DoNotReport\*; Site Names Not Like DoNotReport\*; Billing Period Equal To 200904

# elpaso

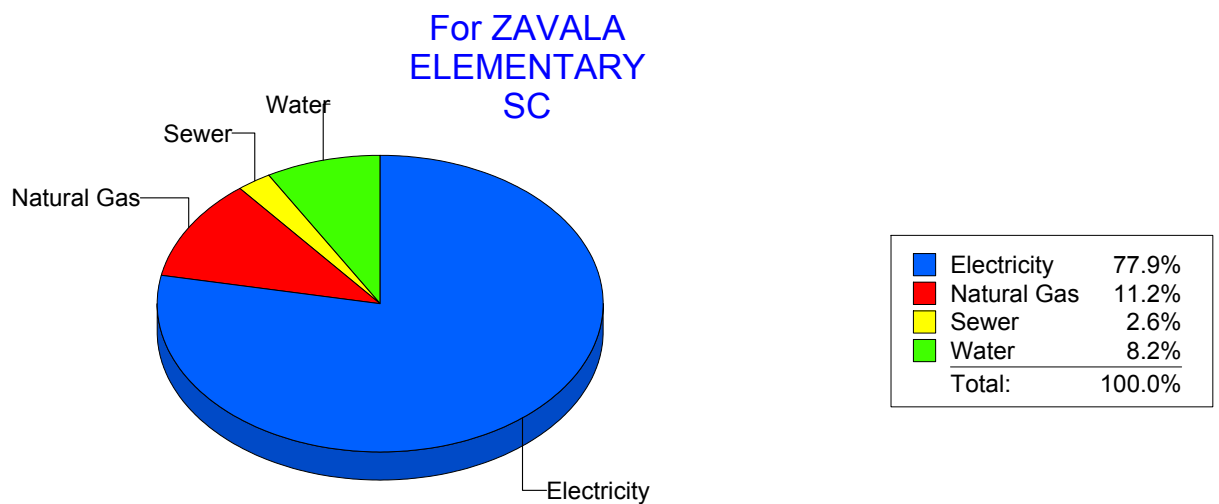
Energy CAP

Cost Avoidance Program

## Cost Summary Graph

Grouped by Energy Type

Energy Type	Use	Units	Total Cost	Avg Unit Cost	% of Total Cost
Site: ZAVALA ELEMENTARY SC - ZAVALA ELEMENTARY SC					
Electricity	32,000	KWH	\$3,707.19	0.1158	77.95%
Natural Gas	807	CCF	\$534.69	0.6626	11.24%
Water	124	CCF	\$390.86	3.1521	8.22%
Sewer	48	CCF	\$123.20	2.5667	2.59%
Total Cost:			\$4,755.94		



Filters: Cost Center Names Not Like DoNotReport\*; Site Names Not Like DoNotReport\*; Billing Period Equal To 200904

# elpaso

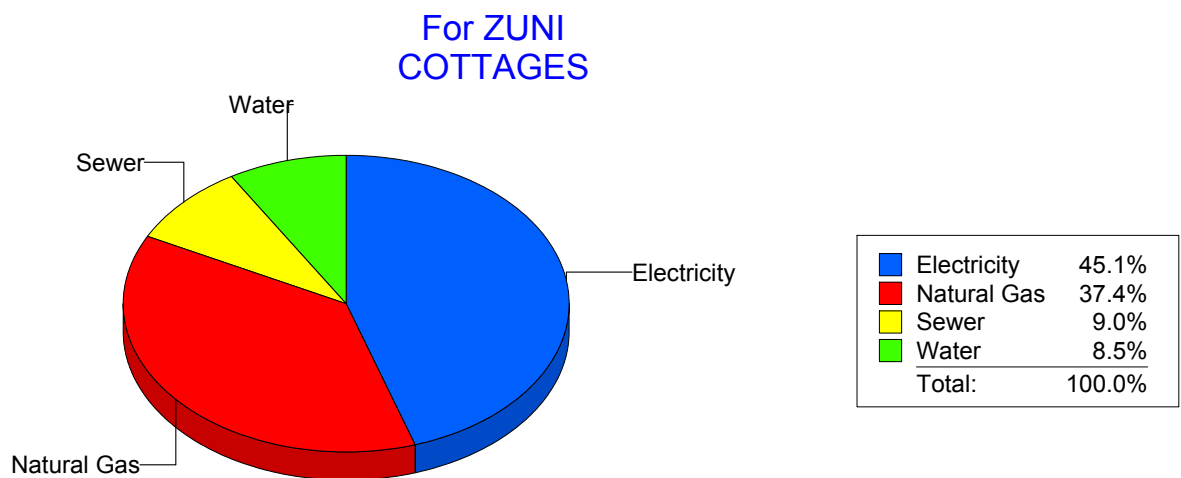
Energy CAP

Cost Avoidance Program

## Cost Summary Graph

Grouped by Energy Type

Energy Type	Use	Units	Total Cost	Avg Unit Cost	% of Total Cost
<b>Site: ZUNI COTTAGES - ZUNI COTTAGES</b>					
Electricity		555 KWH	\$121.16	0.2183	45.13%
Natural Gas		62 CCF	\$100.44	1.6200	37.41%
Water		1 CCF	\$22.85	22.8500	8.51%
Sewer		4 CCF	\$24.03	6.0075	8.95%
<b>Total Cost:</b>			<b>\$268.48</b>		



*Filters: Cost Center Names Not Like DoNotReport\*; Site Names Not Like DoNotReport\*; Billing Period Equal To 200904*

# elpaso

Energy CAP

Cost Avoidance Program

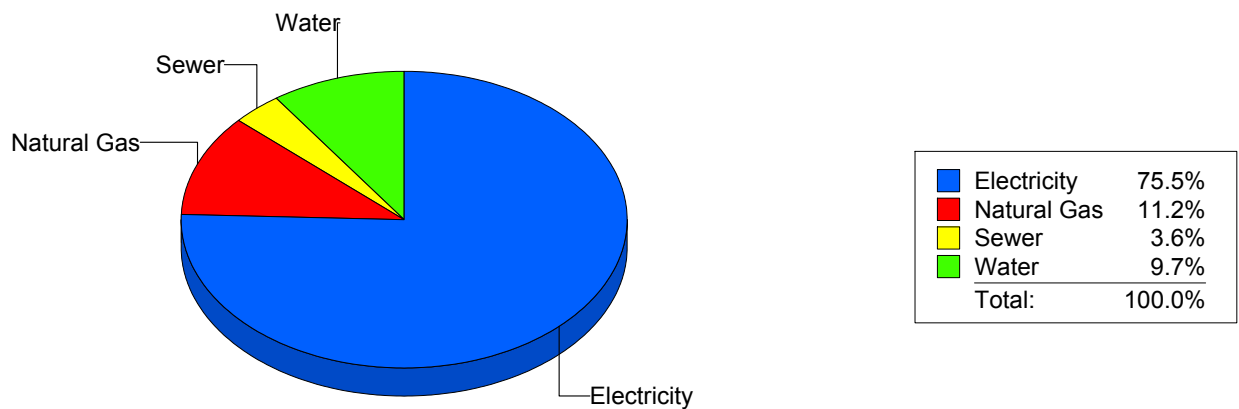
## Cost Summary Graph

Grouped by Energy Type

Energy Type	Use	Units	Total Cost	Avg Unit Cost	% of Total Cost
<b>All Sites</b>					
Electricity	5,676,311	KWH	\$754,799.49	0.1330	75.53%
Natural Gas	169,422	CCF	\$111,753.64	0.6596	11.18%
Water	40,379	CCF	\$96,713.80	2.3952	9.68%
Sewer	16,605	CCF	\$36,128.18	2.1757	3.62%

**Total Cost: \$999,395.11**

For All Sites



*Filters: Cost Center Names Not Like DoNotReport\*; Site Names Not Like DoNotReport\*; Billing Period Equal To 200904*