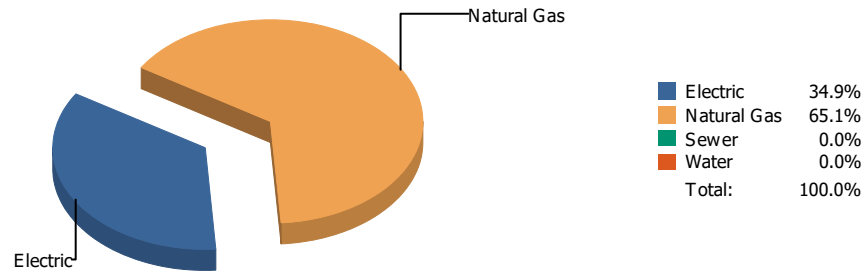
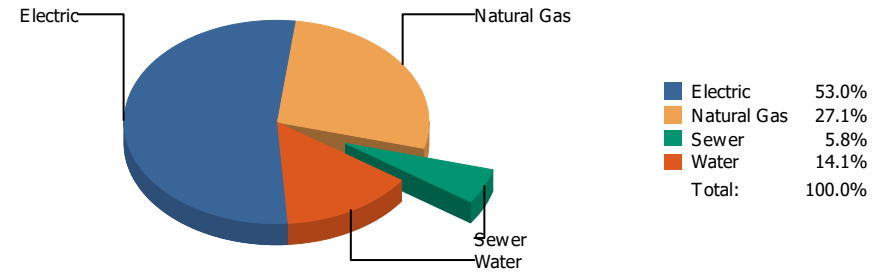


Energy



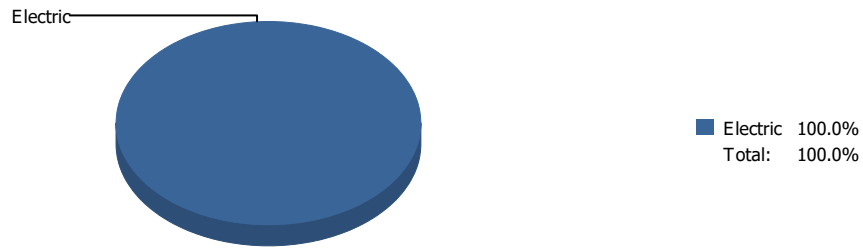
Cost



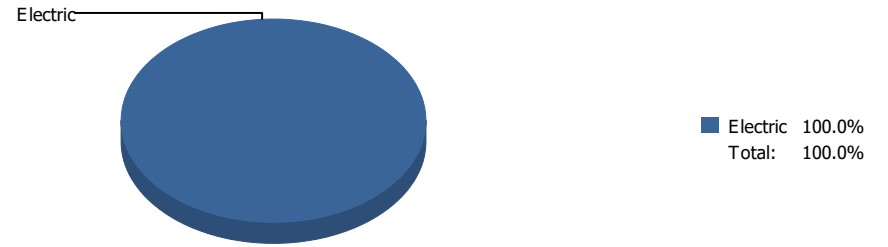
Commodity	Common Use	Energy Use	Energy Use / Area	Total Cost	Cost / Unit	Cost / Area
Place Summary Report						
Area: 10,351,807 SqFt						
Billing Period: Mar 2022						
ELECTRIC	4,579,774.00 kWh	15,626,189 KBtu	1.452 KBtu/SqFt	\$607,153.63	\$0.133 /kWh	\$0.057 /SqFt
NATURALGAS	282,577.00 CCF	29,105,431 KBtu	2.715 KBtu/SqFt	\$310,950.07	\$1.100 /CCF	\$0.029 /SqFt
SEWER	11,366.00 CCF			\$66,067.37	\$5.813 /CCF	\$0.006 /SqFt
WATER	29,343.00 CCF			\$161,262.83	\$5.496 /CCF	\$0.015 /SqFt
Totals:		44,731,620 KBtu	4.167 KBtu/SqFt	\$1,145,433.90		

* Please note per area calculations only include buildings with a floor area greater than 0.

Energy

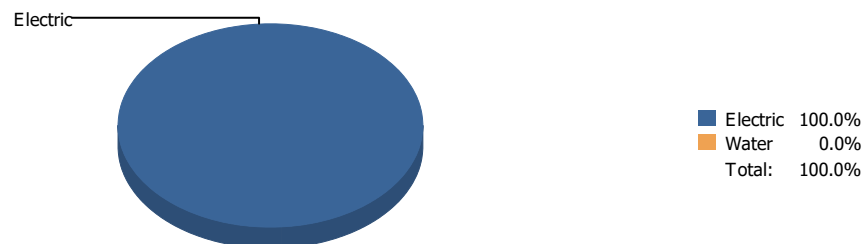


Cost

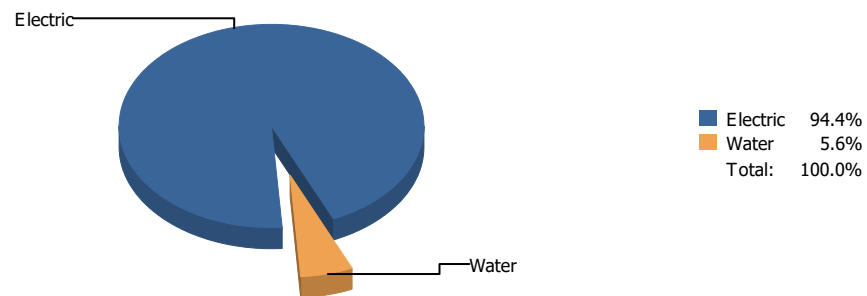


Commodity	Common Use	Energy Use	Energy Use / Area	Total Cost	Cost / Unit	Cost / Area
Place: [ALAMO] ALAMO 101 [BUILDING]						
Area: 58,978 SqFt						
Billing Period: Mar 2022						
ELECTRIC	3,900.00 kWh	13,307 KBtu	0.226 KBtu/SqFt	\$423.89	\$0.109 /kWh	\$0.007 /SqFt
Totals:		13,307 KBtu	0.226 KBtu/SqFt	\$423.89		

Energy

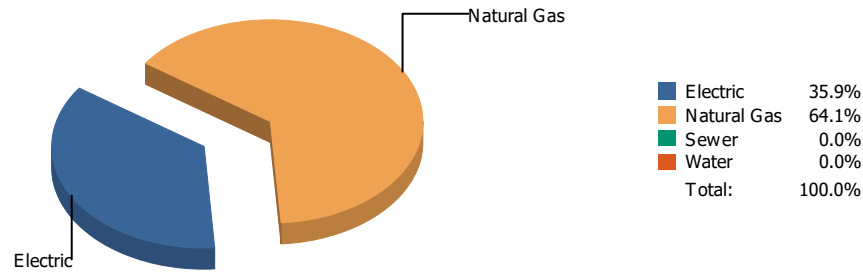


Cost

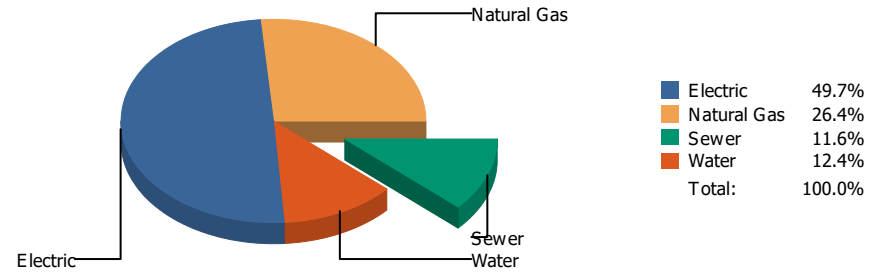


Commodity	Common Use	Energy Use	Energy Use / Area	Total Cost	Cost / Unit	Cost / Area
Place: [ALTA] ALTA VISTA 102 [BUILDING]						
Area: 68,463 SqFt						
Billing Period: Mar 2022						
ELECTRIC	4,950.00 kWh	16,889 KBtu	0.247 KBtu/SqFt	\$480.03	\$0.097 /kWh	\$0.007 /SqFt
WATER	0.00 CCF			\$28.61	\$0.000 /CCF	\$0.000 /SqFt
Totals:		16,889 KBtu	0.247 KBtu/SqFt	\$508.64		

Energy

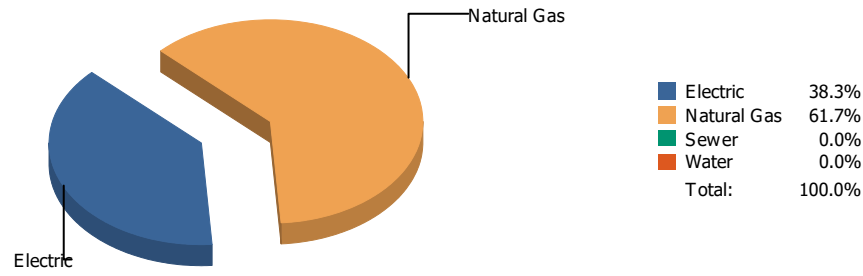


Cost

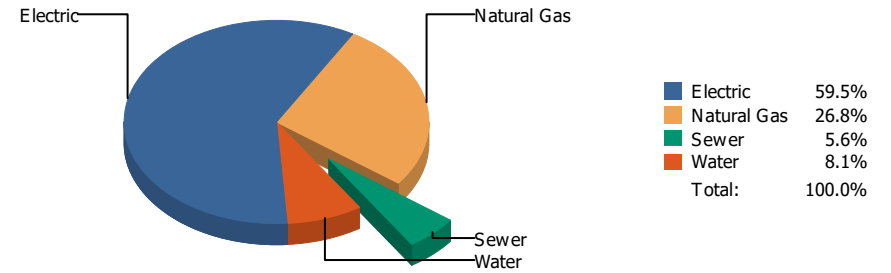


Commodity	Common Use	Energy Use	Energy Use / Area	Total Cost	Cost / Unit	Cost / Area
Place: [ADDRESS] ADDRESS 001 [BUILDING]						
Area: 266,968 SqFt						
Billing Period: Mar 2022						
ELECTRIC	137,054.00 kWh	467,628 KBtu	1.752 KBtu/SqFt	\$18,099.60	\$0.132 /kWh	\$0.067 /SqFt
NATURALGAS	8,122.00 CCF	836,566 KBtu	3.134 KBtu/SqFt	\$9,595.15	\$1.181 /CCF	\$0.035 /SqFt
SEWER	1,247.00 CCF			\$4,204.63	\$3.372 /CCF	\$0.016 /SqFt
WATER	1,292.00 CCF			\$4,498.14	\$3.482 /CCF	\$0.017 /SqFt
Totals:		1,304,194 KBtu	4.885 KBtu/SqFt	\$36,397.52		

Energy

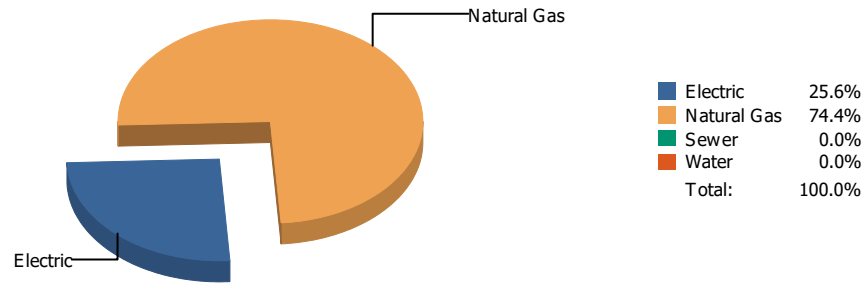


Cost

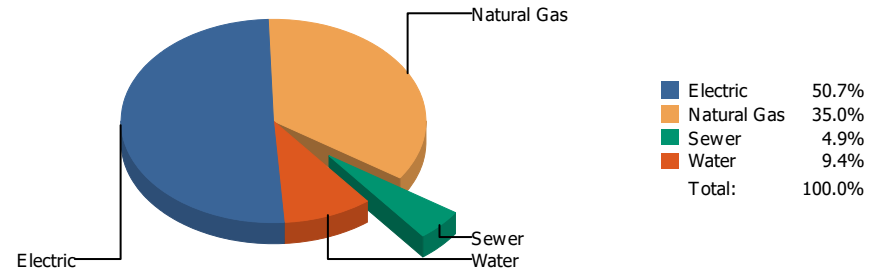


Commodity	Common Use	Energy Use	Energy Use / Area	Total Cost	Cost / Unit	Cost / Area
Place: [AOY] AOY 103 [BUILDING]						
Area: 105,486 SqFt						
Billing Period: Mar 2022						
ELECTRIC	50,725.00 kWh	173,074 KBtu	1.641 KBtu/SqFt	\$6,389.82	\$0.126 /kWh	\$0.061 /SqFt
NATURALGAS	2,709.00 CCF	279,027 KBtu	2.645 KBtu/SqFt	\$2,877.94	\$1.062 /CCF	\$0.027 /SqFt
SEWER	34.00 CCF			\$596.61	\$17.547 /CCF	\$0.006 /SqFt
WATER	55.00 CCF			\$872.07	\$15.856 /CCF	\$0.008 /SqFt
Totals:		452,101 KBtu	4.286 KBtu/SqFt	\$10,736.44		

Energy

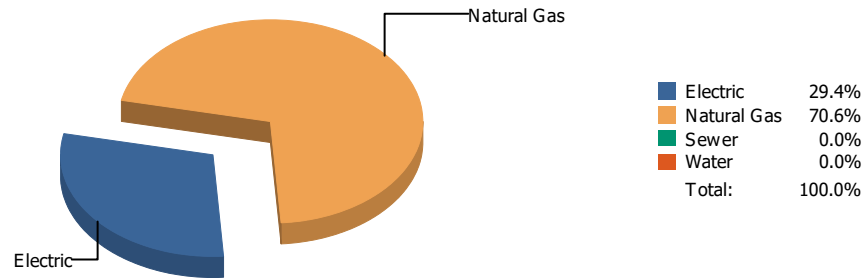


Cost

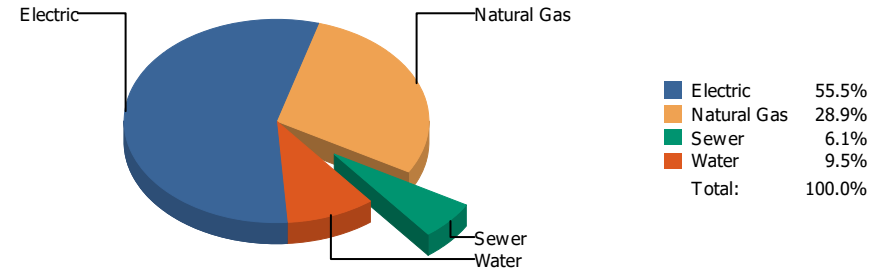


Commodity	Common Use	Energy Use	Energy Use / Area	Total Cost	Cost / Unit	Cost / Area
Place: [ARMENDARIZ_1] ARMENDARIZ MIDDLE SCHOOL [BUILDING]						
Area: 133,779 SqFt						
Billing Period: Mar 2022						
ELECTRIC	61,000.00 kWh	208,132 KBtu	1.556 KBtu/SqFt	\$8,041.09	\$0.132 /kWh	\$0.060 /SqFt
NATURALGAS	5,862.00 CCF	603,786 KBtu	4.513 KBtu/SqFt	\$5,555.55	\$0.948 /CCF	\$0.042 /SqFt
SEWER	144.00 CCF			\$773.62	\$5.372 /CCF	\$0.006 /SqFt
WATER	337.00 CCF			\$1,497.74	\$4.444 /CCF	\$0.011 /SqFt
Totals:		811,918 KBtu	6.069 KBtu/SqFt	\$15,868.00		

Energy

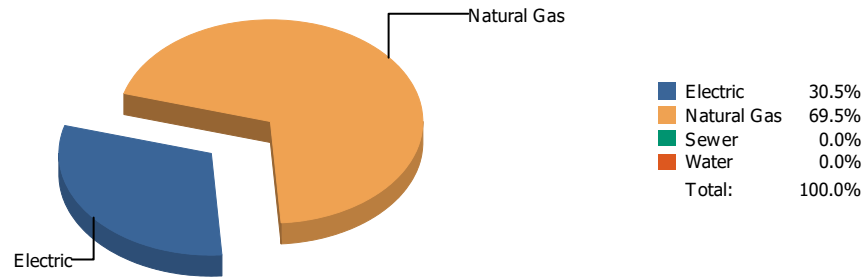


Cost

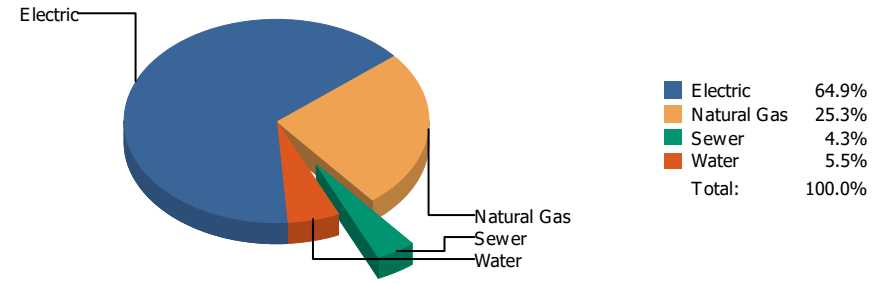


Commodity	Common Use	Energy Use	Energy Use / Area	Total Cost	Cost / Unit	Cost / Area
Place: [AUSTIN] AUSTIN 002 [BUILDING]						
Area: 269,216 SqFt						
Billing Period: Mar 2022						
ELECTRIC	87,307.00 kWh	297,891 KBtu	1.107 KBtu/SqFt	\$13,326.50	\$0.153 /kWh	\$0.049 /SqFt
NATURALGAS	6,935.00 CCF	714,305 KBtu	2.653 KBtu/SqFt	\$6,940.93	\$1.001 /CCF	\$0.026 /SqFt
SEWER	106.00 CCF			\$1,459.82	\$13.772 /CCF	\$0.005 /SqFt
WATER	279.00 CCF			\$2,293.02	\$8.219 /CCF	\$0.008 /SqFt
Totals:		1,012,196 KBtu	3.760 KBtu/SqFt	\$24,020.27		

Energy

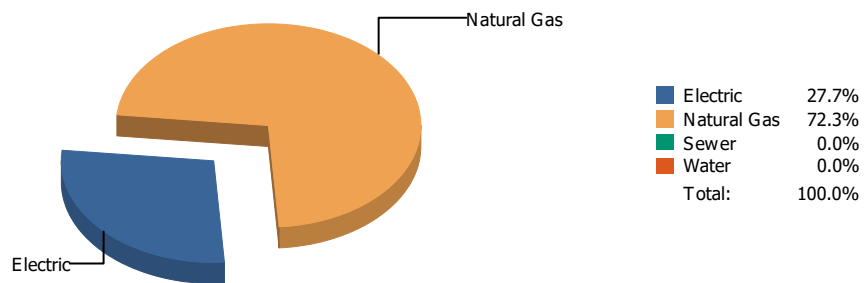


Cost

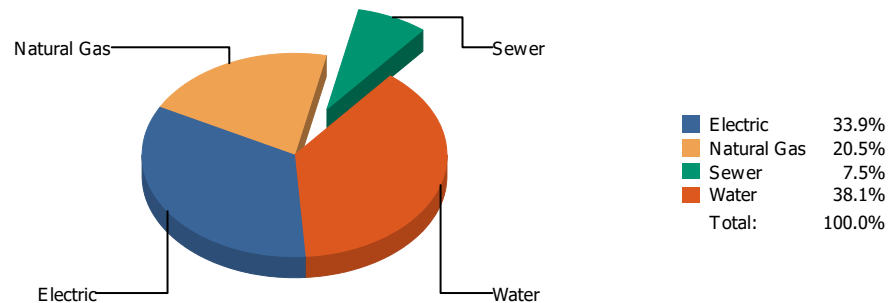


Commodity	Common Use	Energy Use	Energy Use / Area	Total Cost	Cost / Unit	Cost / Area
Place: [BARRON ELEMENTARY] Barron Elementary 165 [BUILDING]						
Area: 87,818 SqFt						
Billing Period: Mar 2022						
ELECTRIC	43,522.00 kWh	148,497 KBtu	1.691 KBtu/SqFt	\$8,213.97	\$0.189 /kWh	\$0.094 /SqFt
NATURALGAS	3,282.00 CCF	338,046 KBtu	3.849 KBtu/SqFt	\$3,200.88	\$0.975 /CCF	\$0.036 /SqFt
SEWER	33.00 CCF			\$542.76	\$16.447 /CCF	\$0.006 /SqFt
WATER	54.00 CCF			\$695.95	\$12.888 /CCF	\$0.008 /SqFt
Totals:		486,543 KBtu	5.540 KBtu/SqFt	\$12,653.56		

Energy



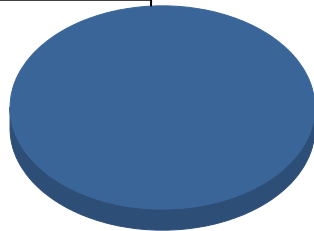
Cost



Commodity	Common Use	Energy Use	Energy Use / Area	Total Cost	Cost / Unit	Cost / Area
Place: [BASSETT] BASSETT 049 [BUILDING]						
Area: 174,250 SqFt						
Billing Period: Mar 2022						
ELECTRIC	39,750.00 kWh	135,627 KBtu	0.778 KBtu/SqFt	\$5,870.21	\$0.148 /kWh	\$0.034 /SqFt
NATURALGAS	3,436.00 CCF	353,908 KBtu	2.031 KBtu/SqFt	\$3,543.61	\$1.031 /CCF	\$0.020 /SqFt
SEWER	415.00 CCF			\$1,302.83	\$3.139 /CCF	\$0.007 /SqFt
WATER	1,738.00 CCF			\$6,601.48	\$3.798 /CCF	\$0.038 /SqFt
Totals:		489,535 KBtu	2.809 KBtu/SqFt	\$17,318.13		

Energy

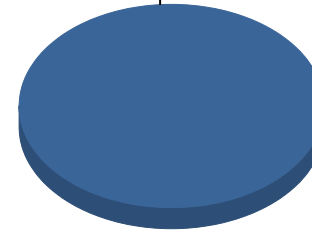
Electric



■ Electric 100.0%
Total: 100.0%

Cost

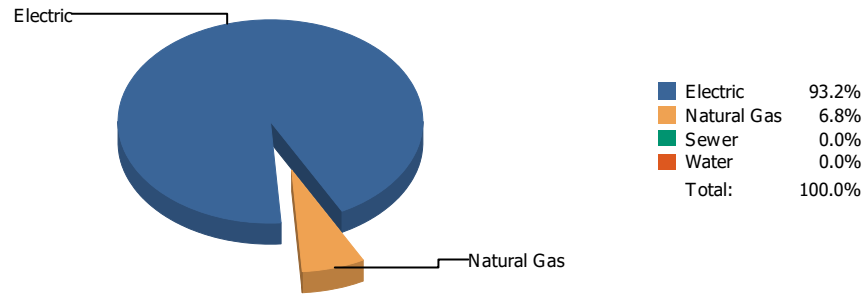
Electric



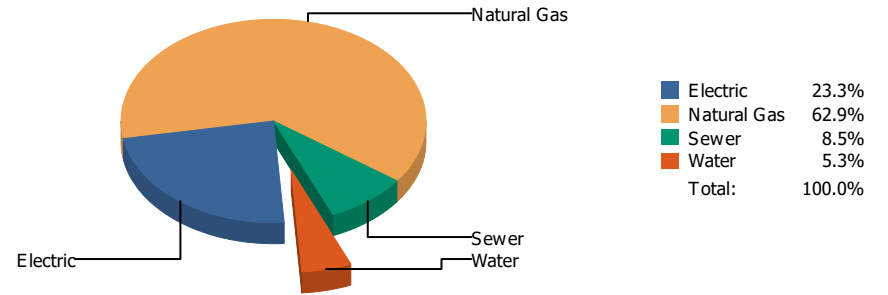
■ Electric 100.0%
Total: 100.0%

Commodity	Common Use	Energy Use	Energy Use / Area	Total Cost	Cost / Unit	Cost / Area
Place: [BEALL] BEALL 104 [BUILDING]						
Area: 74,454 SqFt						
Billing Period: Mar 2022						
ELECTRIC	1,157.00 kWh	3,948 KBtu	0.053 KBtu/SqFt	\$174.12	\$0.150 /kWh	\$0.002 /SqFt
Totals:		3,948 KBtu	0.053 KBtu/SqFt	\$174.12		

Energy



Cost

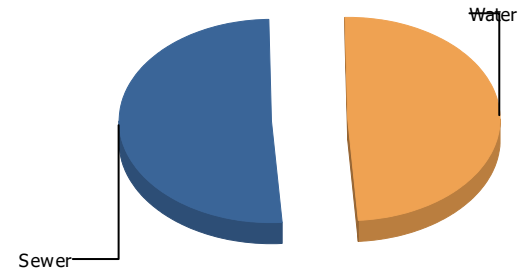


Commodity	Common Use	Energy Use	Energy Use / Area	Total Cost	Cost / Unit	Cost / Area
Place: [BLISS] BLISS 105 [BUILDING]						
Area: 78,820 SqFt						
Billing Period: Mar 2022						
ELECTRIC	19,566.00 kWh	66,759 KBtu	0.847 KBtu/SqFt	\$2,871.60	\$0.147 /kWh	\$0.036 /SqFt
NATURALGAS	47.00 CCF	4,841 KBtu	0.061 KBtu/SqFt	\$7,744.40	\$164.774 /CCF	\$0.098 /SqFt
SEWER	311.00 CCF			\$1,043.87	\$3.356 /CCF	\$0.013 /SqFt
WATER	148.00 CCF			\$649.85	\$4.391 /CCF	\$0.008 /SqFt
Totals:		71,600 KBtu	0.908 KBtu/SqFt	\$12,309.72		

Energy

Cost

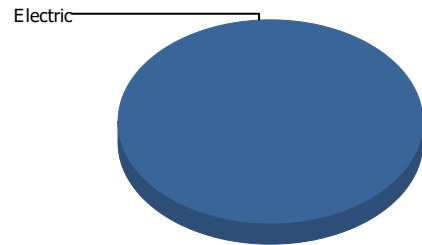
■ Sewer 0.0%
 ■ Water 0.0%
 Total: 100.0%



■ Sewer 51.0%
 ■ Water 49.0%
 Total: 100.0%

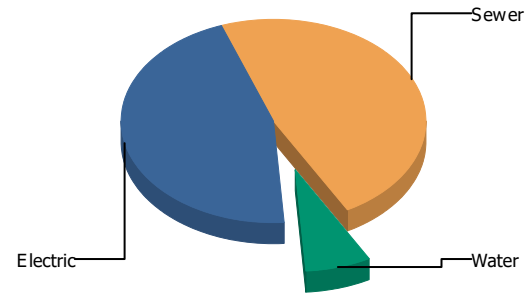
Commodity	Common Use	Energy Use	Energy Use / Area	Total Cost	Cost / Unit	Cost / Area
Place: [BOBBY_JOE_HILL] BOBBY JOE HILL 059 [BUILDING]						
Area: 0 SqFt						
Billing Period: Mar 2022						
SEWER	283.00 CCF			\$664.06	\$2.347 /CCF	
WATER	74.00 CCF			\$639.23	\$8.638 /CCF	
Totals:				\$1,303.29		

Energy



■ Electric 100.0%
■ Sewer 0.0%
■ Water 0.0%
 Total: 100.0%

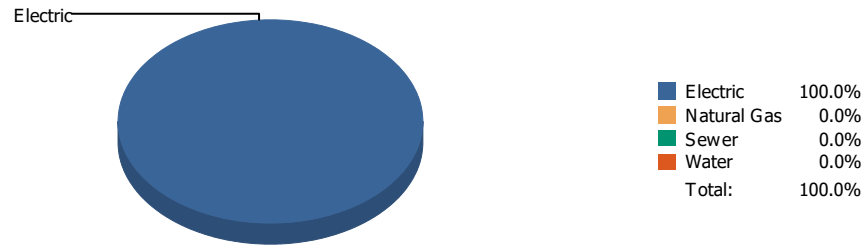
Cost



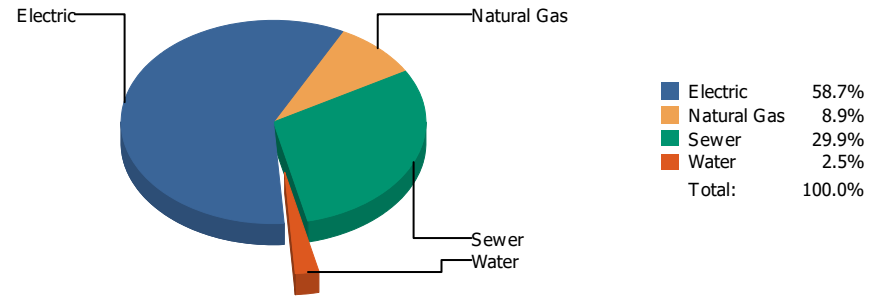
■ Electric 45.5%
■ Sewer 47.5%
■ Water 7.0%
 Total: 100.0%

Commodity	Common Use	Energy Use	Energy Use / Area	Total Cost	Cost / Unit	Cost / Area
Place: [BOND_2] BOND 160 [BUILDING]						
Area: 89,988 SqFt						
Billing Period: Mar 2022						
ELECTRIC	5,153.00 kWh	17,582 KBtu	0.195 KBtu/SqFt	\$806.45	\$0.157 /kWh	\$0.009 /SqFt
SEWER	181.00 CCF			\$842.09	\$4.652 /CCF	\$0.009 /SqFt
WATER	0.00 CCF			\$123.54	\$0.000 /CCF	\$0.001 /SqFt
Totals:		17,582 KBtu	0.195 KBtu/SqFt	\$1,772.08		

Energy

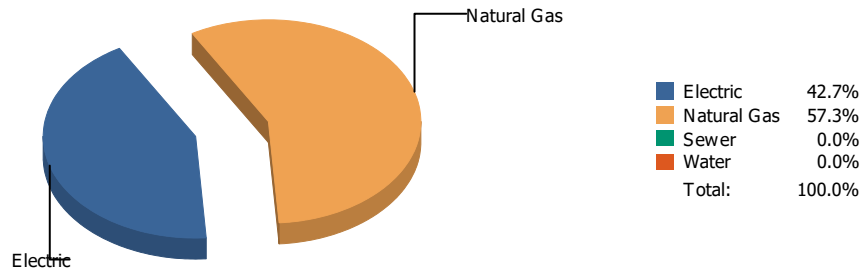


Cost

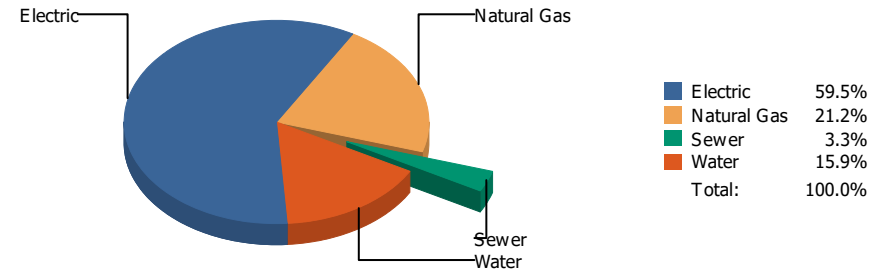


Commodity	Common Use	Energy Use	Energy Use / Area	Total Cost	Cost / Unit	Cost / Area
Place: [BONHAM] BONHAM 106 [BUILDING]						
Area: 53,522 SqFt						
Billing Period: Mar 2022						
ELECTRIC	7,688.00 kWh	26,231 KBtu	0.490 KBtu/SqFt	\$1,285.97	\$0.167 /kWh	\$0.024 /SqFt
NATURALGAS	0.00 CCF	0 KBtu	0.000 KBtu/SqFt	\$194.75	\$0.000 /CCF	\$0.004 /SqFt
SEWER	145.00 CCF			\$654.56	\$4.514 /CCF	\$0.012 /SqFt
WATER	1.00 CCF			\$53.86	\$53.860 /CCF	\$0.001 /SqFt
Totals:		26,231 KBtu	0.490 KBtu/SqFt	\$2,189.14		

Energy

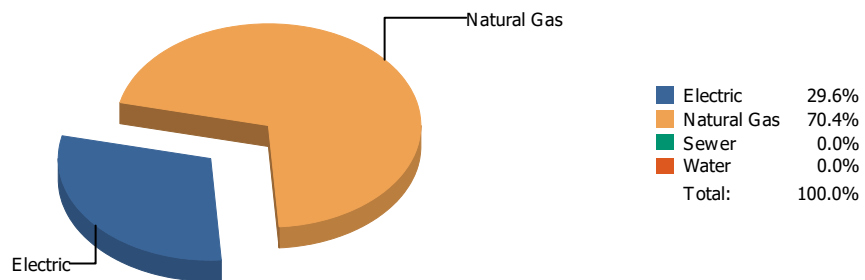


Cost

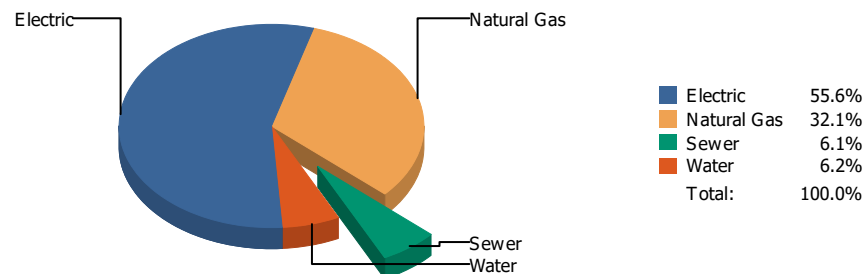


Commodity	Common Use	Energy Use	Energy Use / Area	Total Cost	Cost / Unit	Cost / Area
Place: [BOWIE] BOWIE 003 [BUILDING]						
Area: 282,931 SqFt						
Billing Period: Mar 2022						
ELECTRIC	190,786.00 kWh	650,962 KBtu	2.301 KBtu/SqFt	\$22,855.54	\$0.120 /kWh	\$0.081 /SqFt
NATURALGAS	8,467.00 CCF	872,101 KBtu	3.082 KBtu/SqFt	\$8,147.49	\$0.962 /CCF	\$0.029 /SqFt
SEWER	192.00 CCF			\$1,284.54	\$6.690 /CCF	\$0.004 /SqFt
WATER	1,259.00 CCF			\$6,105.43	\$4.849 /CCF	\$0.021 /SqFt
Totals:		1,523,063 KBtu	5.383 KBtu/SqFt	\$38,393.00		

Energy

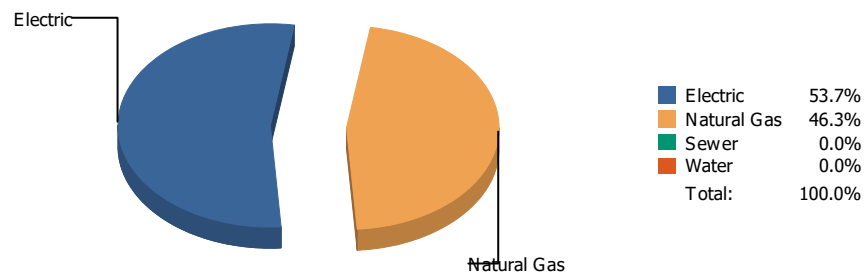


Cost

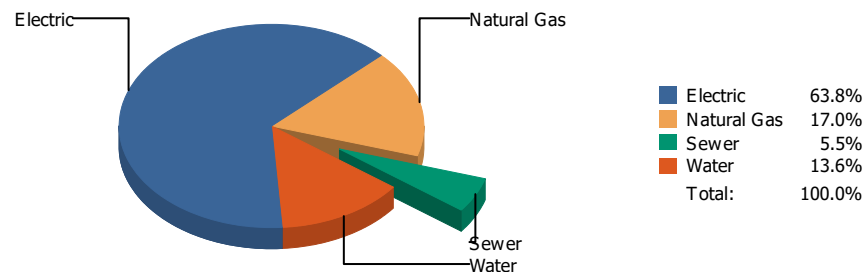


Commodity	Common Use	Energy Use	Energy Use / Area	Total Cost	Cost / Unit	Cost / Area
Place: [BROWN] BROWN MIDDLE SCHOOL 056 [BUILDING]						
Area: 173,263 SqFt						
Billing Period: Mar 2022						
ELECTRIC	91,400.00 kWh	311,857 KBtu	1.800 KBtu/SqFt	\$11,765.65	\$0.129 /kWh	\$0.068 /SqFt
NATURALGAS	7,193.00 CCF	740,879 KBtu	4.276 KBtu/SqFt	\$6,779.13	\$0.942 /CCF	\$0.039 /SqFt
SEWER	349.00 CCF			\$1,284.07	\$3.679 /CCF	\$0.007 /SqFt
WATER	324.00 CCF			\$1,320.68	\$4.076 /CCF	\$0.008 /SqFt
Totals:		1,052,736 KBtu	6.076 KBtu/SqFt	\$21,149.53		

Energy



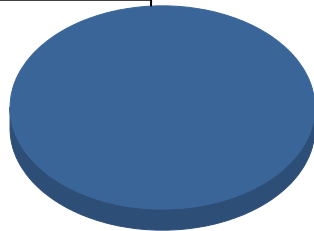
Cost



Commodity	Common Use	Energy Use	Energy Use / Area	Total Cost	Cost / Unit	Cost / Area
Place: [BURGES] BURGESS 004 [BUILDING]						
Area: 241,219 SqFt						
Billing Period: Mar 2022						
ELECTRIC	101,797.00 kWh	347,331 KBtu	1.440 KBtu/SqFt	\$14,456.68	\$0.142 /kWh	\$0.059 /SqFt
NATURALGAS	2,908.00 CCF	299,524 KBtu	1.242 KBtu/SqFt	\$3,861.71	\$1.328 /CCF	\$0.016 /SqFt
SEWER	40.00 CCF			\$1,255.75	\$31.394 /CCF	\$0.005 /SqFt
WATER	284.00 CCF			\$3,092.32	\$10.888 /CCF	\$0.013 /SqFt
Totals:		646,855 KBtu	2.682 KBtu/SqFt	\$22,666.46		

Energy

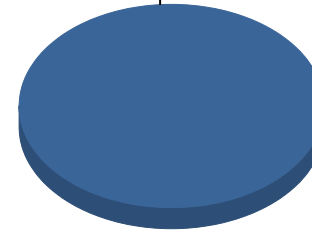
Electric



■ Electric 100.0%
Total: 100.0%

Cost

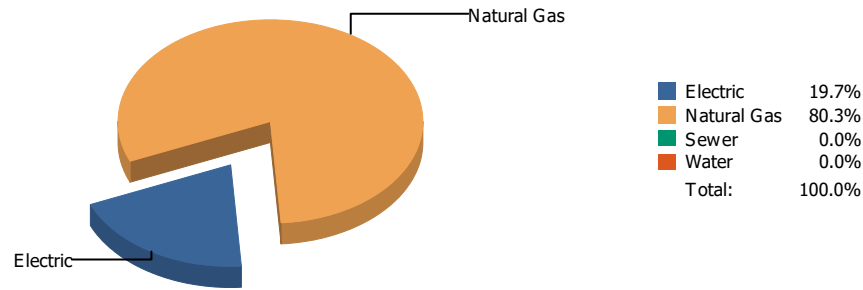
Electric



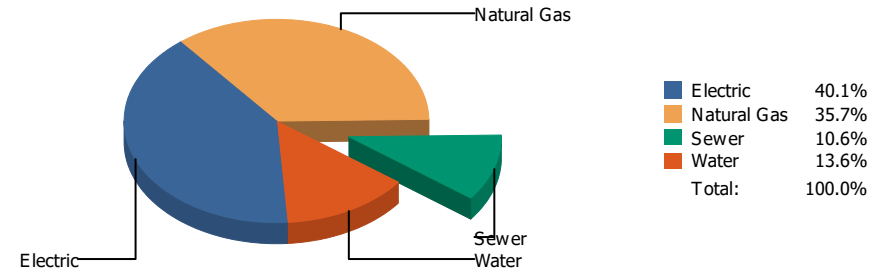
■ Electric 100.0%
Total: 100.0%

Commodity	Common Use	Energy Use	Energy Use / Area	Total Cost	Cost / Unit	Cost / Area
Place: [BURLESON] BURLESON 107 [BUILDING]						
Area: 73,772 SqFt						
Billing Period: Mar 2022						
ELECTRIC	1,589.00 kWh	5,422 KBtu	0.073 KBtu/SqFt	\$235.93	\$0.148 /kWh	\$0.003 /SqFt
Totals:		5,422 KBtu	0.073 KBtu/SqFt	\$235.93		

Energy

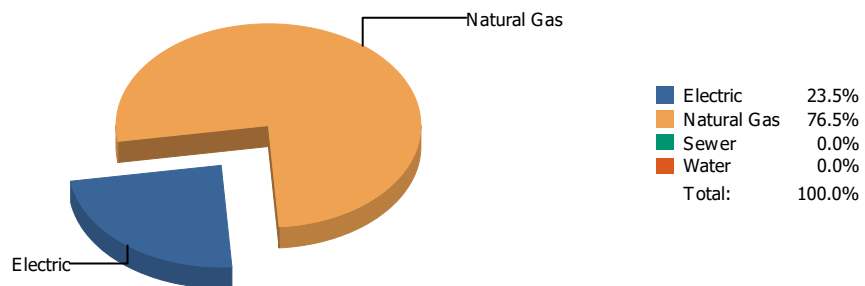


Cost

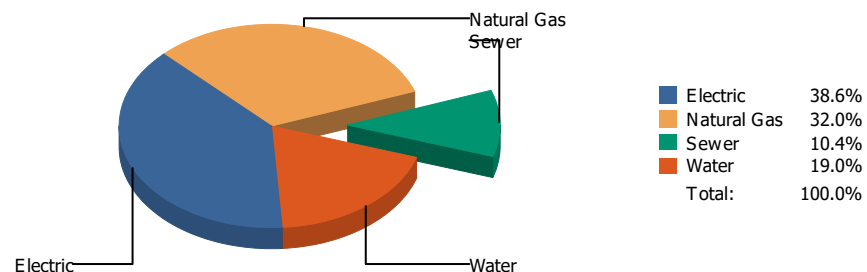


Commodity	Common Use	Energy Use	Energy Use / Area	Total Cost	Cost / Unit	Cost / Area
Place: [BURNET] BURNET 108 [BUILDING]						
Area: 50,520 SqFt						
Billing Period: Mar 2022						
ELECTRIC	15,098.00 kWh	51,514 KBtu	1.020 KBtu/SqFt	\$2,553.39	\$0.169 /kWh	\$0.050 /SqFt
NATURALGAS	2,039.00 CCF	210,017 KBtu	4.157 KBtu/SqFt	\$2,271.89	\$1.114 /CCF	\$0.045 /SqFt
SEWER	172.00 CCF			\$672.12	\$3.908 /CCF	\$0.013 /SqFt
WATER	221.00 CCF			\$862.78	\$3.904 /CCF	\$0.017 /SqFt
Totals:		261,531 KBtu	5.177 KBtu/SqFt	\$6,360.18		

Energy

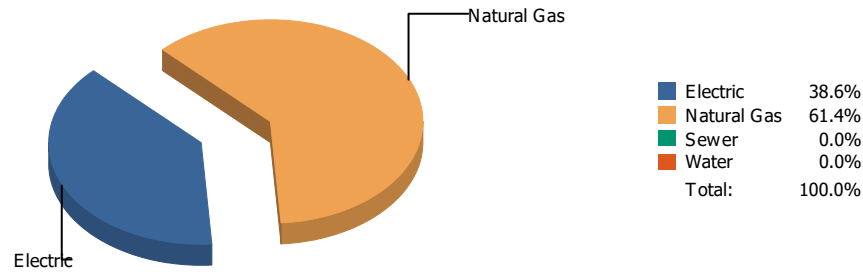


Cost

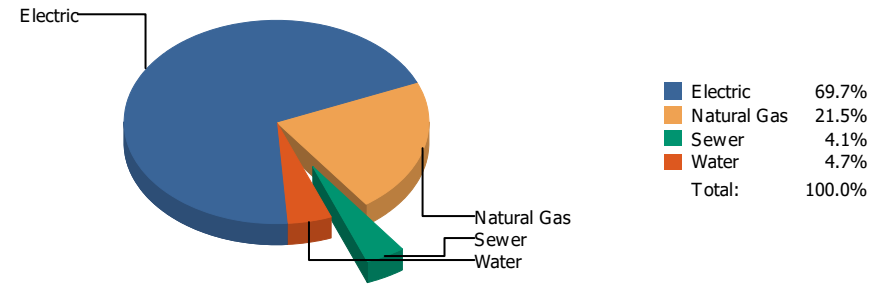


Commodity	Common Use	Energy Use	Energy Use / Area	Total Cost	Cost / Unit	Cost / Area
Place: [CANYON-HILLS] CANYON HILLS 043 [BUILDING]						
Area: 133,149 SqFt						
Billing Period: Mar 2022						
ELECTRIC	27,130.00 kWh	92,568 KBtu	0.695 KBtu/SqFt	\$3,712.58	\$0.137 /kWh	\$0.028 /SqFt
NATURALGAS	2,925.00 CCF	301,275 KBtu	2.263 KBtu/SqFt	\$3,080.41	\$1.053 /CCF	\$0.023 /SqFt
SEWER	70.00 CCF			\$1,004.42	\$14.349 /CCF	\$0.008 /SqFt
WATER	268.00 CCF			\$1,824.49	\$6.808 /CCF	\$0.014 /SqFt
Totals:		393,843 KBtu	2.958 KBtu/SqFt	\$9,621.90		

Energy

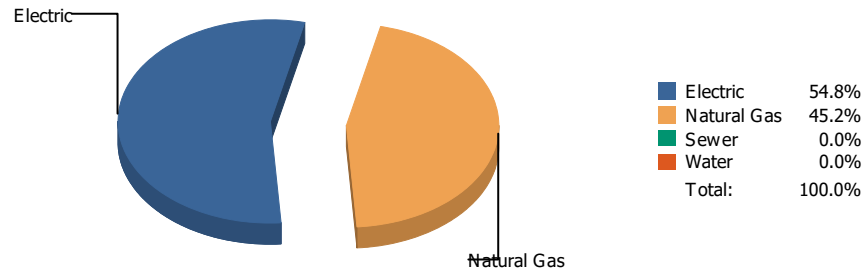


Cost

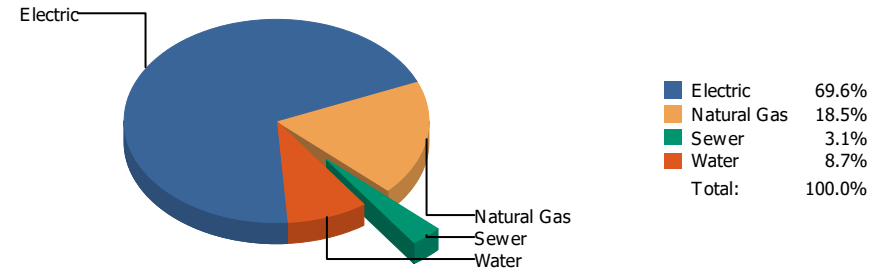


Commodity	Common Use	Energy Use	Energy Use / Area	Total Cost	Cost / Unit	Cost / Area
Place: [CAREER] CAREER AND TECHNOLOGY [BUILDING]						
Area: 146,485 SqFt						
Billing Period: Mar 2022						
ELECTRIC	57,729.00 kWh	196,971 KBtu	1.345 KBtu/SqFt	\$9,692.35	\$0.168 /kWh	\$0.066 /SqFt
NATURALGAS	3,046.00 CCF	313,738 KBtu	2.142 KBtu/SqFt	\$2,985.32	\$0.980 /CCF	\$0.020 /SqFt
SEWER	82.00 CCF			\$570.55	\$6.958 /CCF	\$0.004 /SqFt
WATER	103.00 CCF			\$659.37	\$6.402 /CCF	\$0.004 /SqFt
Totals:		510,709 KBtu	3.486 KBtu/SqFt	\$13,907.59		

Energy

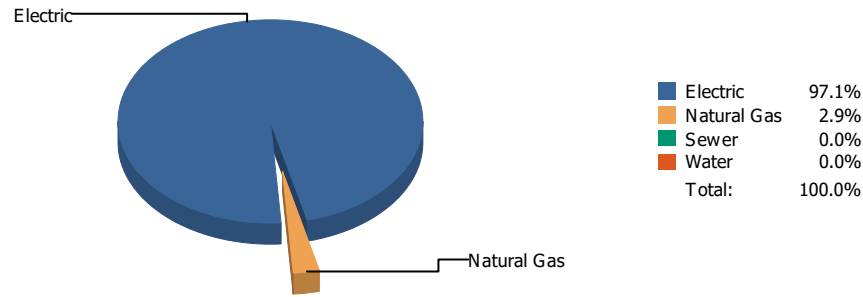


Cost

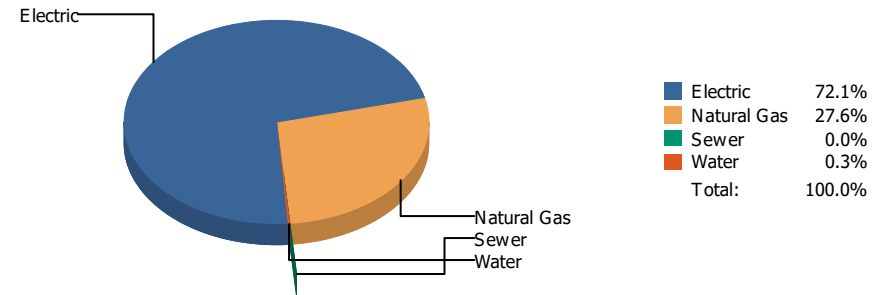


Commodity	Common Use	Energy Use	Energy Use / Area	Total Cost	Cost / Unit	Cost / Area
Place: [CENTRAL_OFFICE_STANTON] CENTRAL OFFICE STANTON [BUILDING]						
Area: 79,813 SqFt						
Billing Period: Mar 2022						
ELECTRIC	113,210.00 kWh	386,273 KBtu	4.840 KBtu/SqFt	\$11,858.98	\$0.105 /kWh	\$0.148 /SqFt
NATURALGAS	3,099.00 CCF	319,197 KBtu	3.999 KBtu/SqFt	\$3,154.96	\$1.018 /CCF	\$0.039 /SqFt
SEWER	48.00 CCF			\$534.58	\$11.137 /CCF	\$0.007 /SqFt
WATER	101.00 CCF			\$1,483.45	\$14.688 /CCF	\$0.018 /SqFt
Totals:		705,470 KBtu	8.839 KBtu/SqFt	\$17,031.97		

Energy

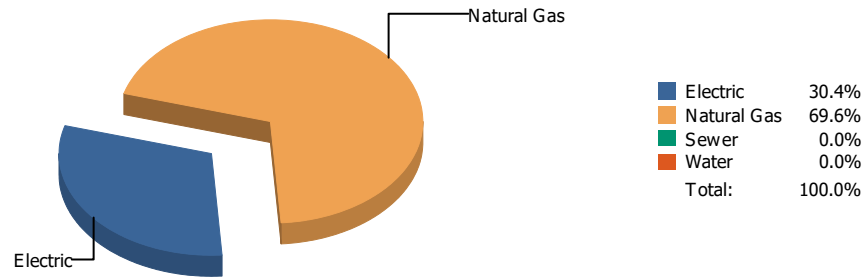


Cost

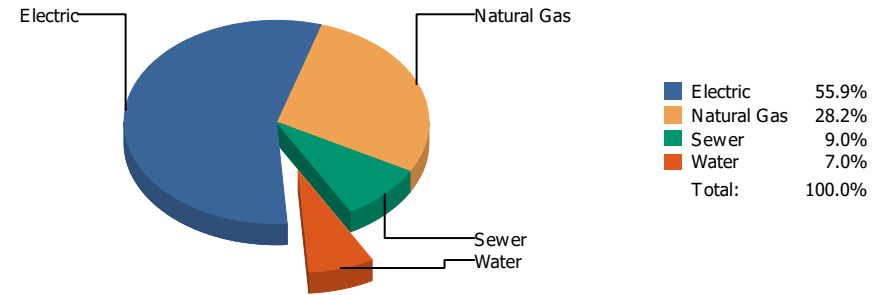


Commodity	Common Use	Energy Use	Energy Use / Area	Total Cost	Cost / Unit	Cost / Area
Place: [CHAPIN] CHAPIN 012 [BUILDING]						
Area: 273,727 SqFt						
Billing Period: Mar 2022						
ELECTRIC	166,082.00 kWh	566,672 KBtu	2.070 KBtu/SqFt	\$21,750.97	\$0.131 /kWh	\$0.079 /SqFt
NATURALGAS	162.00 CCF	16,686 KBtu	0.061 KBtu/SqFt	\$8,330.27	\$51.421 /CCF	\$0.030 /SqFt
SEWER	1.00 CCF			\$2.70	\$2.700 /CCF	\$0.000 /SqFt
WATER	646.00 CCF			\$84.84	\$0.131 /CCF	\$0.000 /SqFt
Totals:		583,358 KBtu	2.131 KBtu/SqFt	\$30,168.78		

Energy

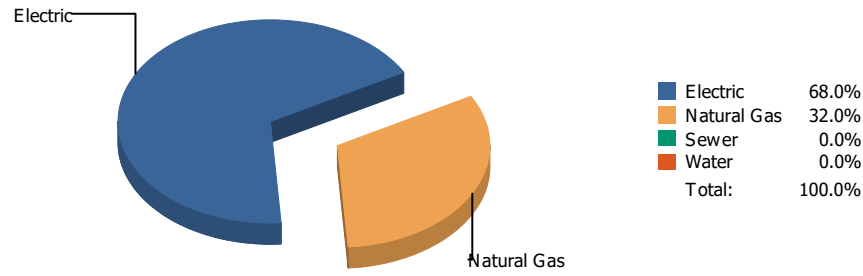


Cost

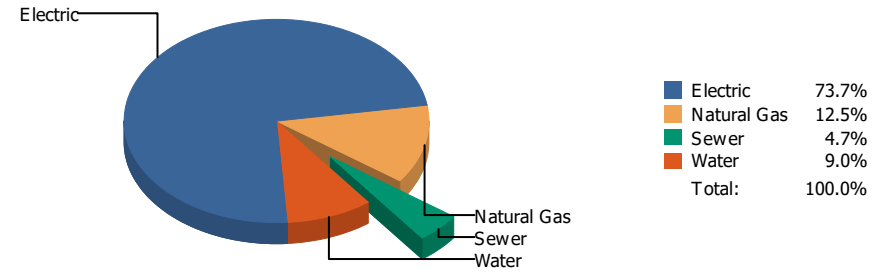


Commodity	Common Use	Energy Use	Energy Use / Area	Total Cost	Cost / Unit	Cost / Area
Place: [CHARLES] H.E. CHARLES 045 [BUILDING]						
Area: 107,867 SqFt						
Billing Period: Mar 2022						
ELECTRIC	44,717.00 kWh	152,574 KBtu	1.414 KBtu/SqFt	\$6,928.61	\$0.155 /kWh	\$0.064 /SqFt
NATURALGAS	3,388.00 CCF	348,964 KBtu	3.235 KBtu/SqFt	\$3,497.49	\$1.032 /CCF	\$0.032 /SqFt
SEWER	281.00 CCF			\$1,114.75	\$3.967 /CCF	\$0.010 /SqFt
WATER	160.00 CCF			\$864.55	\$5.403 /CCF	\$0.008 /SqFt
Totals:		501,538 KBtu	4.650 KBtu/SqFt	\$12,405.40		

Energy

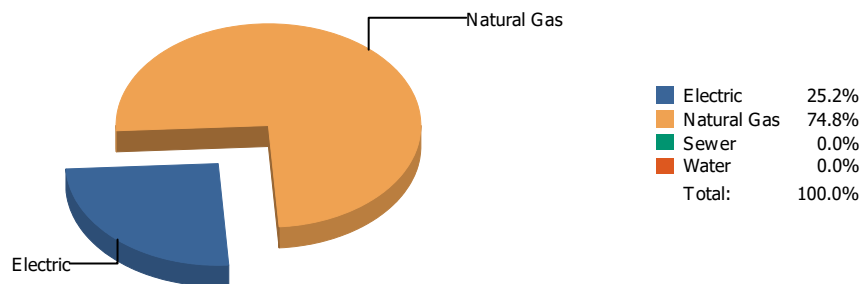


Cost

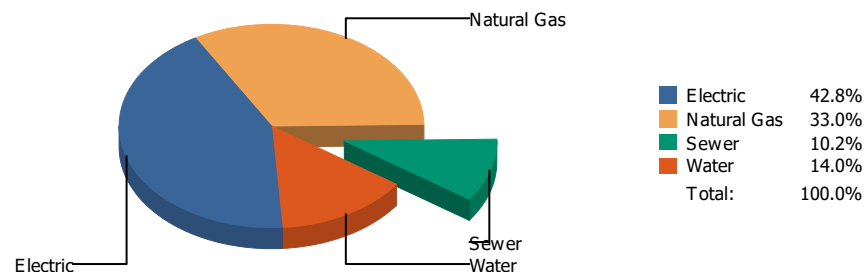


Commodity	Common Use	Energy Use	Energy Use / Area	Total Cost	Cost / Unit	Cost / Area
Place: [CIELO-VISTA] CIELO VISTA 151 [BUILDING]						
Area: 66,034 SqFt						
Billing Period: Mar 2022						
ELECTRIC	42,780.00 kWh	145,965 KBtu	2.210 KBtu/SqFt	\$5,957.01	\$0.139 /kWh	\$0.090 /SqFt
NATURALGAS	667.00 CCF	68,701 KBtu	1.040 KBtu/SqFt	\$1,010.28	\$1.515 /CCF	\$0.015 /SqFt
SEWER	45.00 CCF			\$381.53	\$8.478 /CCF	\$0.006 /SqFt
WATER	106.00 CCF			\$730.79	\$6.894 /CCF	\$0.011 /SqFt
Totals:		214,666 KBtu	3.251 KBtu/SqFt	\$8,079.61		

Energy

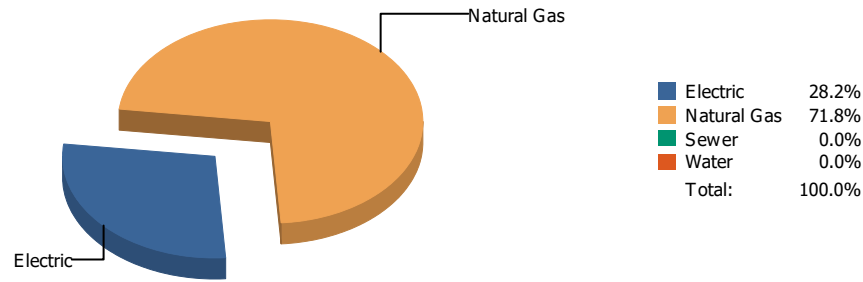


Cost

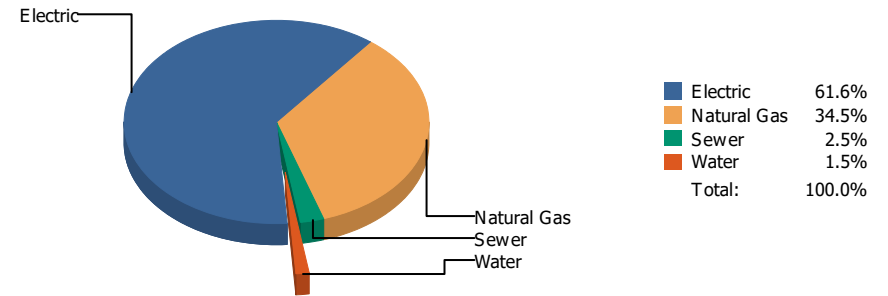


Commodity	Common Use	Energy Use	Energy Use / Area	Total Cost	Cost / Unit	Cost / Area
Place: [CLARDY] CLARDY 109 [BUILDING]						
Area: 70,700 SqFt						
Billing Period: Mar 2022						
ELECTRIC	23,763.00 kWh	81,079 KBtu	1.147 KBtu/SqFt	\$3,304.05	\$0.139 /kWh	\$0.047 /SqFt
NATURALGAS	2,340.00 CCF	241,020 KBtu	3.409 KBtu/SqFt	\$2,545.78	\$1.088 /CCF	\$0.036 /SqFt
SEWER	159.00 CCF			\$787.31	\$4.952 /CCF	\$0.011 /SqFt
WATER	30.00 CCF			\$1,084.91	\$36.164 /CCF	\$0.015 /SqFt
Totals:		322,099 KBtu	4.556 KBtu/SqFt	\$7,722.05		

Energy

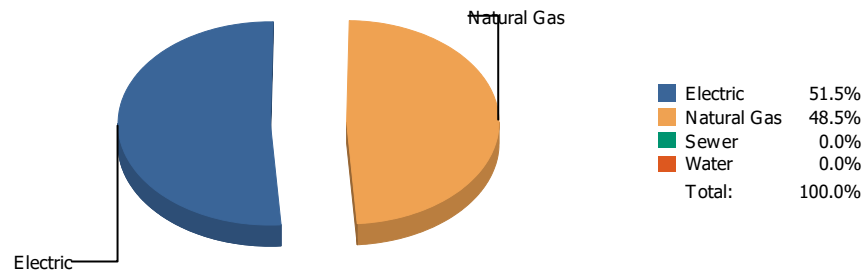


Cost

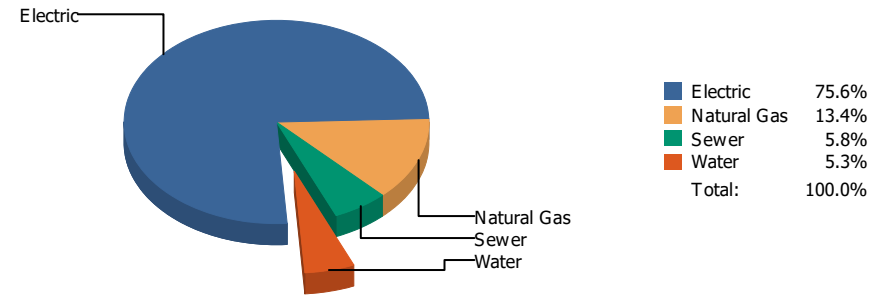


Commodity	Common Use	Energy Use	Energy Use / Area	Total Cost	Cost / Unit	Cost / Area
Place: [CLENDENIN] CLENDENIN 149 [BUILDING]						
Area: 62,721 SqFt						
Billing Period: Mar 2022						
ELECTRIC	19,531.00 kWh	66,640 KBtu	1.062 KBtu/SqFt	\$3,057.64	\$0.157 /kWh	\$0.049 /SqFt
NATURALGAS	1,650.00 CCF	169,950 KBtu	2.710 KBtu/SqFt	\$1,711.41	\$1.037 /CCF	\$0.027 /SqFt
SEWER	0.00 CCF			\$121.92	\$0.000 /CCF	\$0.002 /SqFt
WATER	2.00 CCF			\$72.91	\$36.455 /CCF	\$0.001 /SqFt
Totals:		236,590 KBtu	3.772 KBtu/SqFt	\$4,963.88		

Energy

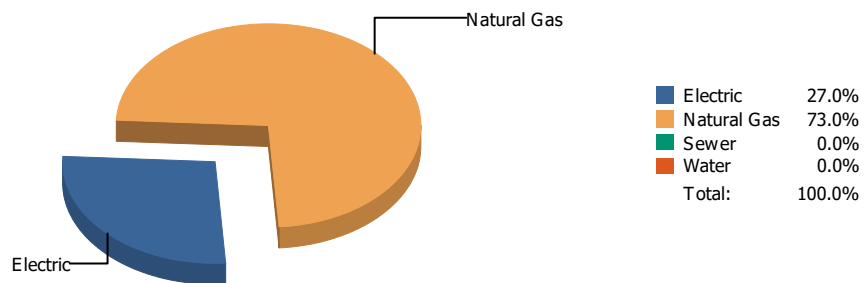


Cost

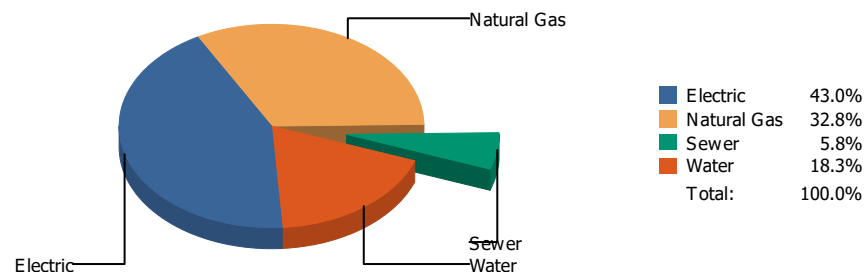


Commodity	Common Use	Energy Use	Energy Use / Area	Total Cost	Cost / Unit	Cost / Area
Place: [COACH_ARCHIE_DURAN] COACH ARCHIE DURAN [BUILDING]						
Area: 0 SqFt						
Billing Period: Mar 2022						
ELECTRIC	50,200.00 kWh	171,282 KBtu		\$8,696.17	\$0.173 /kWh	
NATURALGAS	1,568.00 CCF	161,504 KBtu		\$1,537.58	\$0.981 /CCF	
SEWER	100.00 CCF			\$664.06	\$6.641 /CCF	
WATER	62.00 CCF			\$607.79	\$9.803 /CCF	
Totals:		332,786 KBtu		\$11,505.60		

Energy

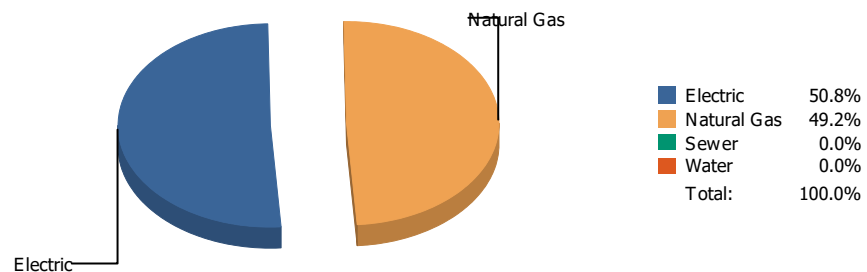


Cost

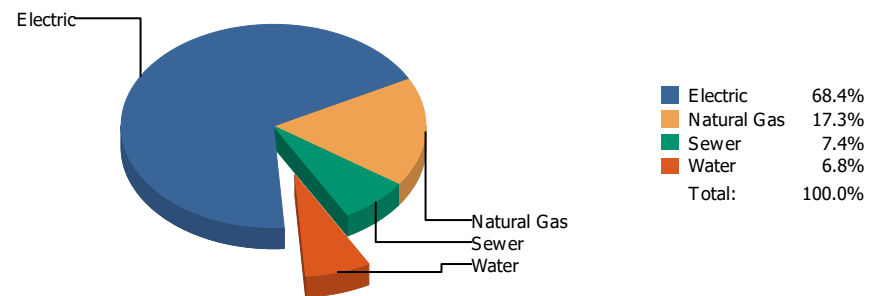


Commodity	Common Use	Energy Use	Energy Use / Area	Total Cost	Cost / Unit	Cost / Area
Place: [COLDWELL] COLDWELL 110 [BUILDING]						
Area: 67,310 SqFt						
Billing Period: Mar 2022						
ELECTRIC	22,427.00 kWh	76,521 KBtu	1.137 KBtu/SqFt	\$2,939.83	\$0.131 /kWh	\$0.044 /SqFt
NATURALGAS	2,013.00 CCF	207,339 KBtu	3.080 KBtu/SqFt	\$2,242.18	\$1.114 /CCF	\$0.033 /SqFt
SEWER	23.00 CCF			\$398.00	\$17.304 /CCF	\$0.006 /SqFt
WATER	249.00 CCF			\$1,253.13	\$5.033 /CCF	\$0.018 /SqFt
Totals:		283,860 KBtu	4.217 KBtu/SqFt	\$6,833.14		

Energy

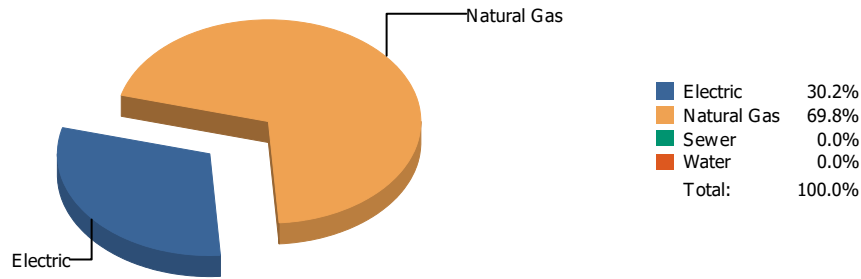


Cost

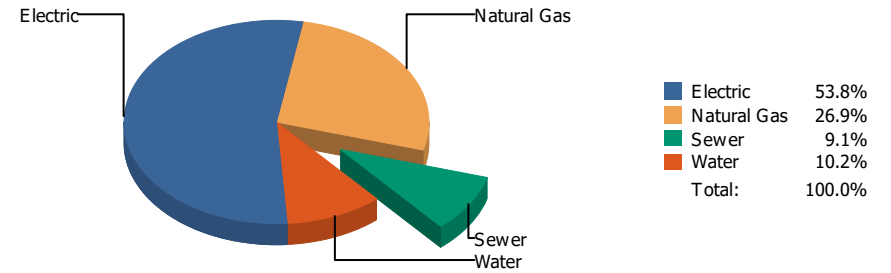


Commodity	Common Use	Energy Use	Energy Use / Area	Total Cost	Cost / Unit	Cost / Area
Place: [COLLINS] COLLINS 142 [BUILDING]						
Area: 81,245 SqFt						
Billing Period: Mar 2022						
ELECTRIC	31,612.00 kWh	107,860 KBtu	1.328 KBtu/SqFt	\$4,708.44	\$0.149 /kWh	\$0.058 /SqFt
NATURALGAS	1,013.00 CCF	104,339 KBtu	1.284 KBtu/SqFt	\$1,193.90	\$1.179 /CCF	\$0.015 /SqFt
SEWER	96.00 CCF			\$508.52	\$5.297 /CCF	\$0.006 /SqFt
WATER	47.00 CCF			\$471.00	\$10.021 /CCF	\$0.006 /SqFt
Totals:		212,199 KBtu	2.612 KBtu/SqFt	\$6,881.86		

Energy

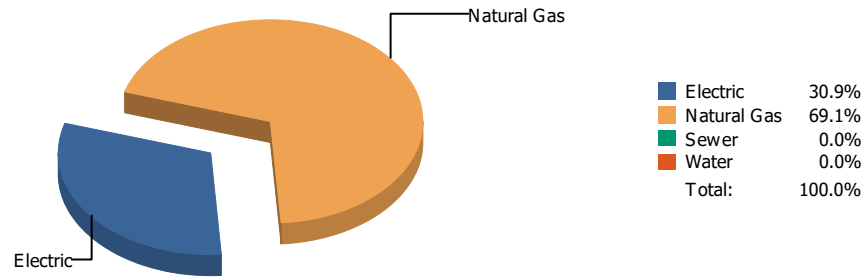


Cost

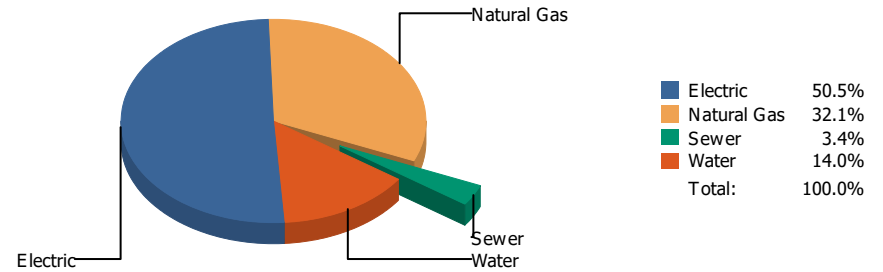


Commodity	Common Use	Energy Use	Energy Use / Area	Total Cost	Cost / Unit	Cost / Area
Place: [COOLEY] COOLEY 111 [BUILDING]						
Area: 95,590 SqFt						
Billing Period: Mar 2022						
ELECTRIC	51,800.00 kWh	176,742 KBtu	1.849 KBtu/SqFt	\$8,088.42	\$0.156 /kWh	\$0.085 /SqFt
NATURALGAS	3,967.00 CCF	408,601 KBtu	4.275 KBtu/SqFt	\$4,036.45	\$1.018 /CCF	\$0.042 /SqFt
SEWER	252.00 CCF			\$1,367.08	\$5.425 /CCF	\$0.014 /SqFt
WATER	277.00 CCF			\$1,537.66	\$5.551 /CCF	\$0.016 /SqFt
Totals:		585,343 KBtu	6.123 KBtu/SqFt	\$15,029.61		

Energy

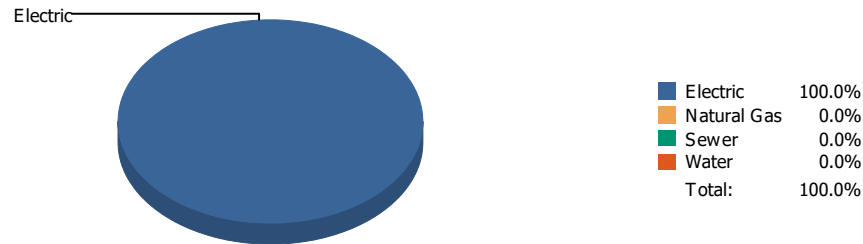


Cost

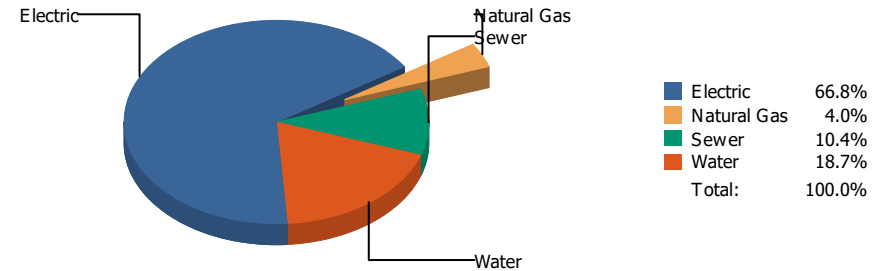


Commodity	Common Use	Energy Use	Energy Use / Area	Total Cost	Cost / Unit	Cost / Area
Place: [CORONADO] CORONADO 005 [BUILDING]						
Area: 406,757 SqFt						
Billing Period: Mar 2022						
ELECTRIC	192,488.00 kWh	656,769 KBtu	1.615 KBtu/SqFt	\$24,969.71	\$0.130 /kWh	\$0.060 /SqFt
NATURALGAS	14,243.00 CCF	1,467,029 KBtu	3.607 KBtu/SqFt	\$15,852.59	\$1.113 /CCF	\$0.038 /SqFt
SEWER	437.00 CCF			\$1,684.48	\$3.855 /CCF	\$0.004 /SqFt
WATER	2,261.00 CCF			\$6,947.42	\$3.073 /CCF	\$0.017 /SqFt
Totals:		2,123,798 KBtu	5.221 KBtu/SqFt	\$49,454.20		

Energy

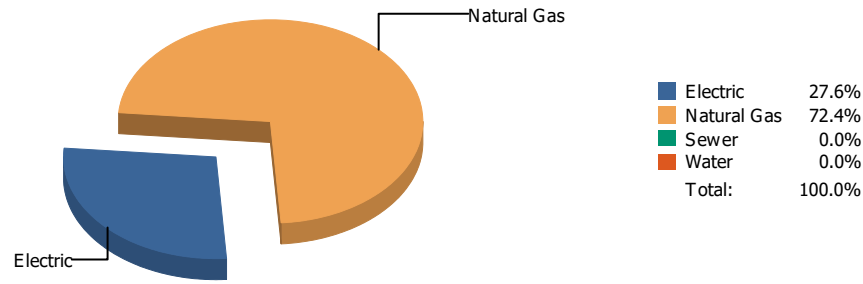


Cost

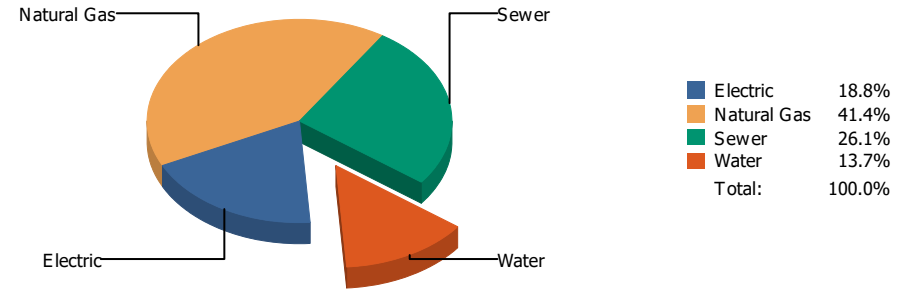


Commodity	Common Use	Energy Use	Energy Use / Area	Total Cost	Cost / Unit	Cost / Area
Place: [CROCKETT_1] CROCKETT 112 [BUILDING]						
Area: 92,585 SqFt						
Billing Period: Mar 2022						
ELECTRIC	15,489.00 kWh	52,848 KBtu	0.571 KBtu/SqFt	\$3,263.48	\$0.211 /kWh	\$0.035 /SqFt
NATURALGAS	0.00 CCF	0 KBtu	0.000 KBtu/SqFt	\$194.75	\$0.000 /CCF	\$0.002 /SqFt
SEWER	60.00 CCF			\$510.18	\$8.503 /CCF	\$0.005 /SqFt
WATER	116.00 CCF			\$914.26	\$7.882 /CCF	\$0.010 /SqFt
Totals:		52,848 KBtu	0.571 KBtu/SqFt	\$4,882.67		

Energy

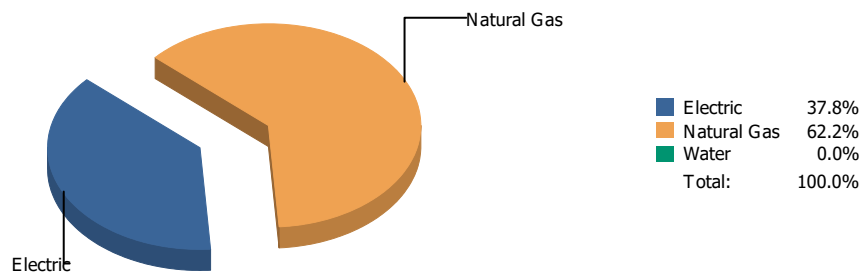


Cost

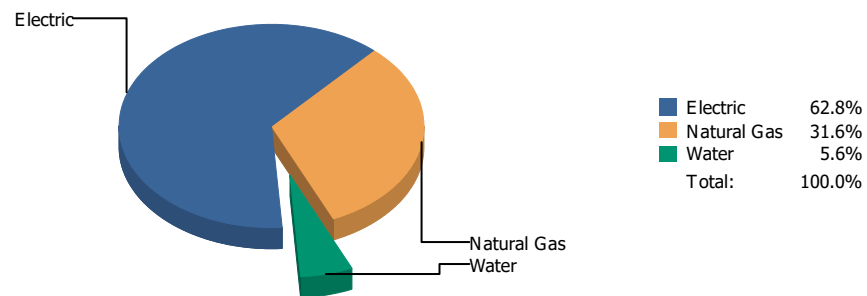


Commodity	Common Use	Energy Use	Energy Use / Area	Total Cost	Cost / Unit	Cost / Area
Place: [CROSBY] CROSBY 113 [BUILDING]						
Area: 83,100 SqFt						
Billing Period: Mar 2022						
ELECTRIC	1,920.00 kWh	6,551 KBtu	0.079 KBtu/SqFt	\$248.04	\$0.129 /kWh	\$0.003 /SqFt
NATURALGAS	167.00 CCF	17,201 KBtu	0.207 KBtu/SqFt	\$545.51	\$3.267 /CCF	\$0.007 /SqFt
SEWER	40.00 CCF			\$343.44	\$8.586 /CCF	\$0.004 /SqFt
WATER	8.00 CCF			\$180.08	\$22.510 /CCF	\$0.002 /SqFt
Totals:		23,752 KBtu	0.286 KBtu/SqFt	\$1,317.07		

Energy

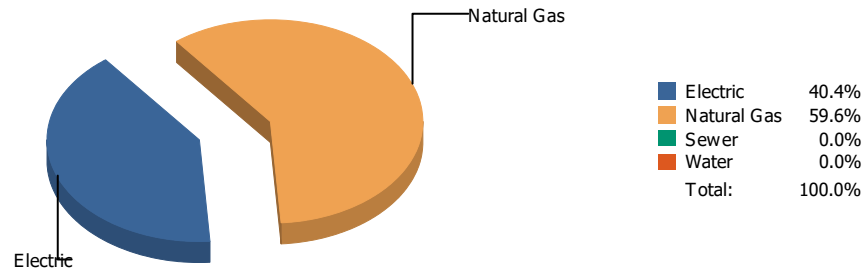


Cost

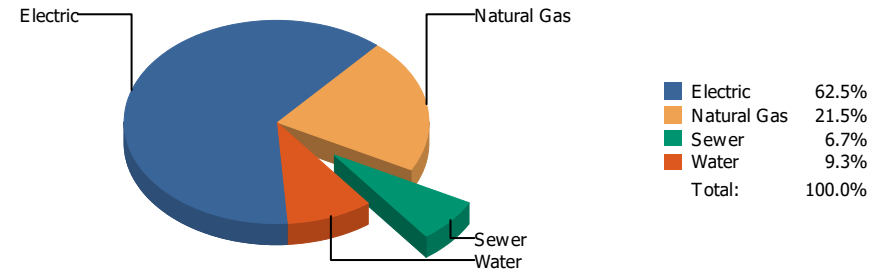


Commodity	Common Use	Energy Use	Energy Use / Area	Total Cost	Cost / Unit	Cost / Area
Place: [DELTA_OPERATIONS_CENTER_] DELTA OPERATIONS CENTER [BUILDING]						
Area: 0 SqFt						
Billing Period: Mar 2022						
ELECTRIC	57,840.00 kWh	197,350 KBtu		\$5,676.68	\$0.098 /kWh	
NATURALGAS	3,158.00 CCF	325,274 KBtu		\$2,861.89	\$0.906 /CCF	
WATER	67.00 CCF			\$503.77	\$7.519 /CCF	
Totals:		522,624 KBtu		\$9,042.34		

Energy

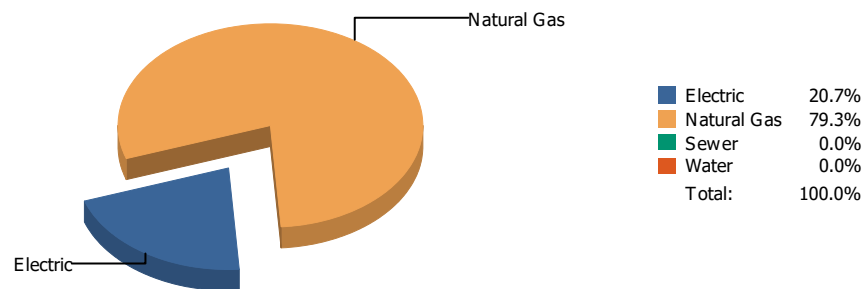


Cost

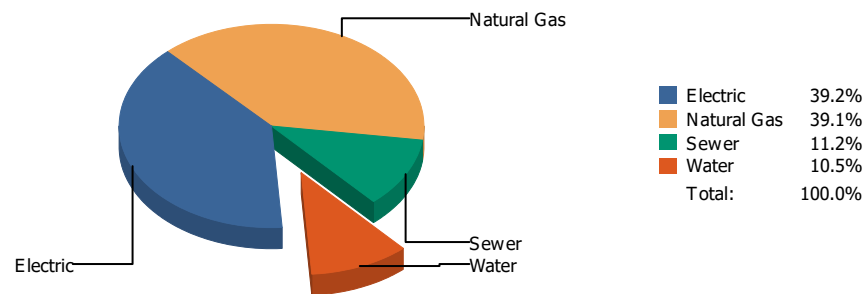


Commodity	Common Use	Energy Use	Energy Use / Area	Total Cost	Cost / Unit	Cost / Area
Place: [DONHASKINSPK8] DON HASKINS PK-8 051 [BUILDING]						
Area: 163,678 SqFt						
Billing Period: Mar 2022						
ELECTRIC	115,053.00 kWh	392,561 KBtu	2.398 KBtu/SqFt	\$15,501.13	\$0.135 /kWh	\$0.095 /SqFt
NATURALGAS	5,615.00 CCF	578,345 KBtu	3.533 KBtu/SqFt	\$5,337.03	\$0.950 /CCF	\$0.033 /SqFt
SEWER	305.00 CCF			\$1,671.80	\$5.481 /CCF	\$0.010 /SqFt
WATER	352.00 CCF			\$2,295.70	\$6.522 /CCF	\$0.014 /SqFt
Totals:		970,906 KBtu	5.932 KBtu/SqFt	\$24,805.66		

Energy

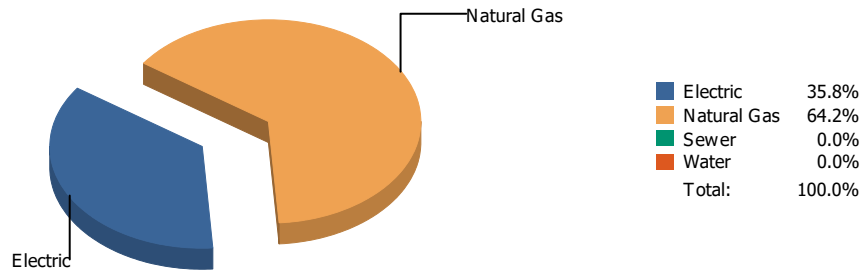


Cost

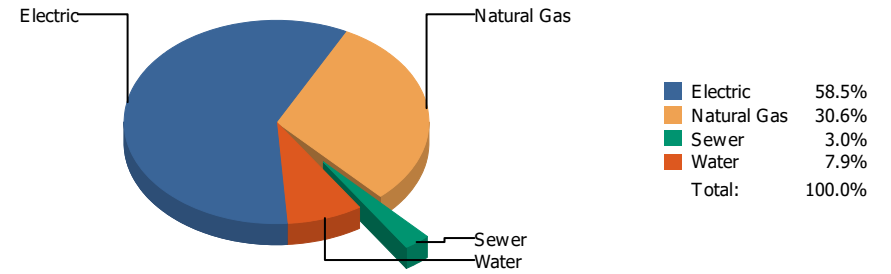


Commodity	Common Use	Energy Use	Energy Use / Area	Total Cost	Cost / Unit	Cost / Area
Place: [DOUGLASS] DOUGLASS 114 [BUILDING]						
Area: 86,903 SqFt						
Billing Period: Mar 2022						
ELECTRIC	23,213.00 kWh	79,203 KBtu	0.911 KBtu/SqFt	\$3,104.79	\$0.134 /kWh	\$0.036 /SqFt
NATURALGAS	2,940.00 CCF	302,820 KBtu	3.485 KBtu/SqFt	\$3,090.85	\$1.051 /CCF	\$0.036 /SqFt
SEWER	220.00 CCF			\$884.00	\$4.018 /CCF	\$0.010 /SqFt
WATER	213.00 CCF			\$834.81	\$3.919 /CCF	\$0.009 /SqFt
Totals:		382,023 KBtu	4.396 KBtu/SqFt	\$7,914.45		

Energy

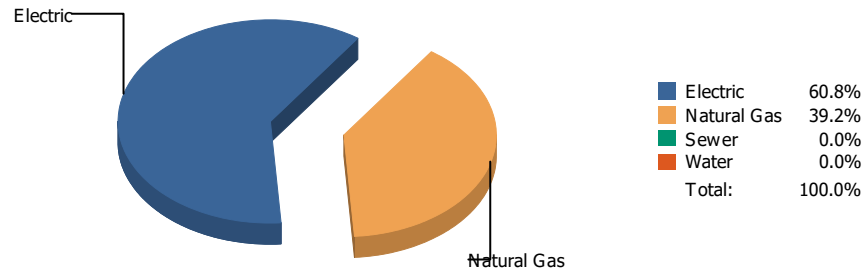


Cost

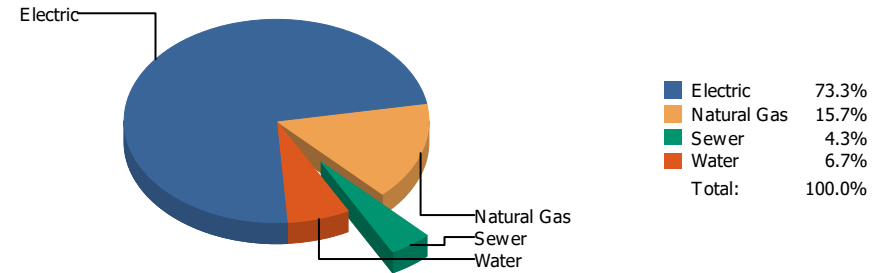


Commodity	Common Use	Energy Use	Energy Use / Area	Total Cost	Cost / Unit	Cost / Area
Place: [DRHORNEDOMIDDLESCHOOL_1] DR. HORNEDO MIDDLE SCHOOL 058 [BUILDING]						
Area: 184,871 SqFt						
Billing Period: Mar 2022						
ELECTRIC	99,200.00 kWh	338,470 KBtu	1.831 KBtu/SqFt	\$10,709.12	\$0.108 /kWh	\$0.058 /SqFt
NATURALGAS	5,893.00 CCF	606,979 KBtu	3.283 KBtu/SqFt	\$5,591.09	\$0.949 /CCF	\$0.030 /SqFt
SEWER	53.00 CCF			\$547.03	\$10.321 /CCF	\$0.003 /SqFt
WATER	215.00 CCF			\$1,452.64	\$6.756 /CCF	\$0.008 /SqFt
Totals:		945,449 KBtu	5.114 KBtu/SqFt	\$18,299.88		

Energy



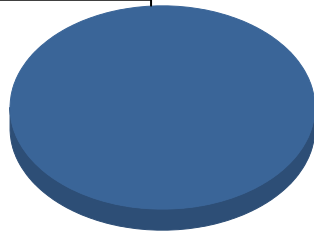
Cost



Commodity	Common Use	Energy Use	Energy Use / Area	Total Cost	Cost / Unit	Cost / Area
Place: [EL-PASO-HIGH] EL PASO HIGH 006 [BUILDING]						
Area: 236,062 SqFt						
Billing Period: Mar 2022						
ELECTRIC	174,907.00 kWh	596,783 KBtu	2.528 KBtu/SqFt	\$24,237.41	\$0.139 /kWh	\$0.102 /SqFt
NATURALGAS	3,736.00 CCF	384,808 KBtu	1.630 KBtu/SqFt	\$5,204.35	\$1.393 /CCF	\$0.022 /SqFt
SEWER	253.00 CCF			\$1,436.43	\$5.678 /CCF	\$0.006 /SqFt
WATER	357.00 CCF			\$2,208.88	\$6.187 /CCF	\$0.009 /SqFt
Totals:		981,591 KBtu	4.158 KBtu/SqFt	\$33,087.07		

Energy

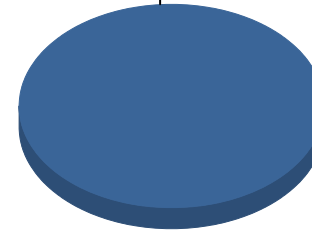
Electric



■ Electric 100.0%
Total: 100.0%

Cost

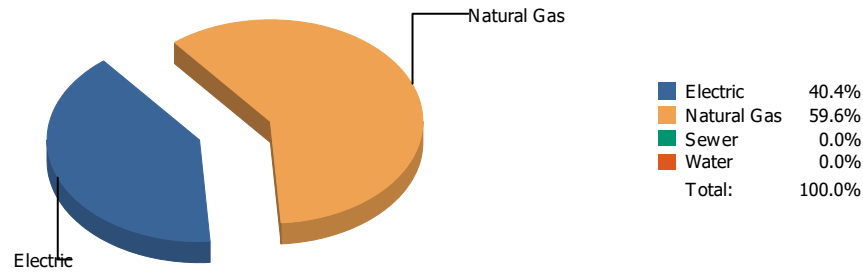
Electric



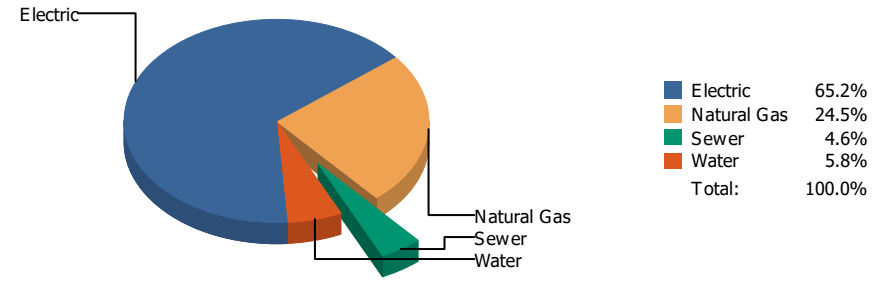
■ Electric 100.0%
Total: 100.0%

Commodity	Common Use	Energy Use	Energy Use / Area	Total Cost	Cost / Unit	Cost / Area
Place: [FANNIN] FANNIN 116 [BUILDING]						
Area: 73,291 SqFt						
Billing Period: Mar 2022						
ELECTRIC	4,040.00 kWh	13,784 KBtu	0.188 KBtu/SqFt	\$552.97	\$0.137 /kWh	\$0.007 /SqFt
Totals:		13,784 KBtu	0.188 KBtu/SqFt	\$552.97		

Energy

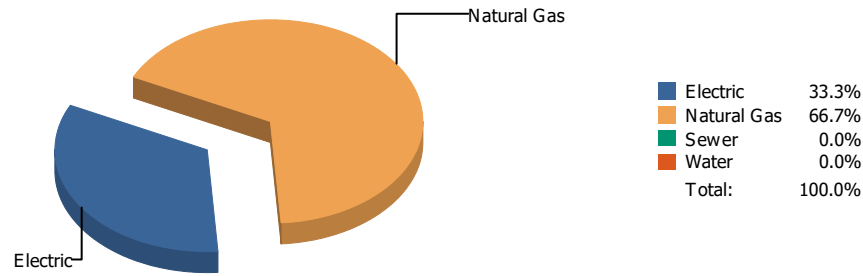


Cost

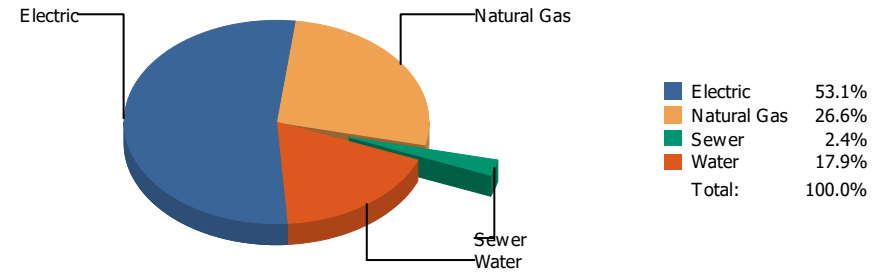


Commodity	Common Use	Energy Use	Energy Use / Area	Total Cost	Cost / Unit	Cost / Area
Place: [FRANKLIN] FRANKLIN HIGH SCHOOL 010 [BUILDING]						
Area: 329,377 SqFt						
Billing Period: Mar 2022						
ELECTRIC	193,975.00 kWh	661,843 KBtu	2.009 KBtu/SqFt	\$24,173.23	\$0.125 /kWh	\$0.073 /SqFt
NATURALGAS	9,495.00 CCF	977,985 KBtu	2.969 KBtu/SqFt	\$9,080.77	\$0.956 /CCF	\$0.028 /SqFt
SEWER	517.00 CCF			\$1,702.39	\$3.293 /CCF	\$0.005 /SqFt
WATER	638.00 CCF			\$2,143.36	\$3.359 /CCF	\$0.007 /SqFt
Totals:		1,639,828 KBtu	4.979 KBtu/SqFt	\$37,099.75		

Energy

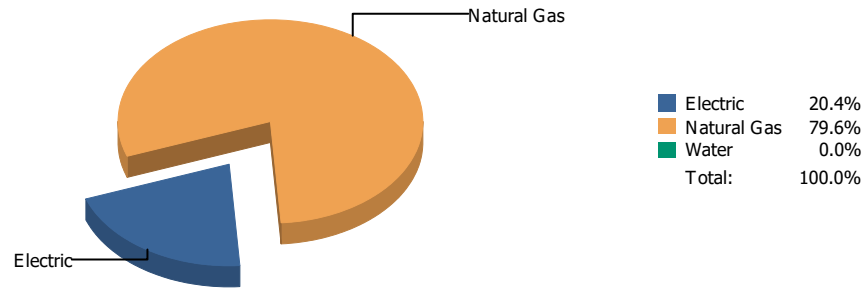


Cost

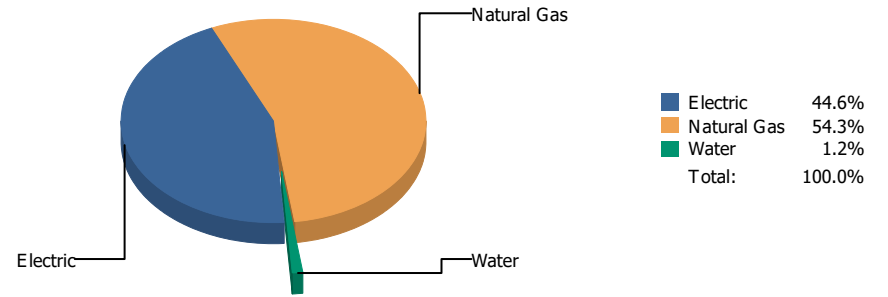


Commodity	Common Use	Energy Use	Energy Use / Area	Total Cost	Cost / Unit	Cost / Area
Place: [FRANKLIN9THGRADECENTER_2] FRANKLIN 9TH GRADE CENTER 053 [BUILDING]						
Area: 193,158 SqFt						
Billing Period: Mar 2022						
ELECTRIC	80,045.00 kWh	273,114 KBtu	1.414 KBtu/SqFt	\$10,088.91	\$0.126 /kWh	\$0.052 /SqFt
NATURALGAS	5,304.00 CCF	546,312 KBtu	2.828 KBtu/SqFt	\$5,052.82	\$0.953 /CCF	\$0.026 /SqFt
SEWER	20.00 CCF			\$464.86	\$23.243 /CCF	\$0.002 /SqFt
WATER	1,218.00 CCF			\$3,391.96	\$2.785 /CCF	\$0.018 /SqFt
Totals:		819,426 KBtu	4.242 KBtu/SqFt	\$18,998.55		

Energy

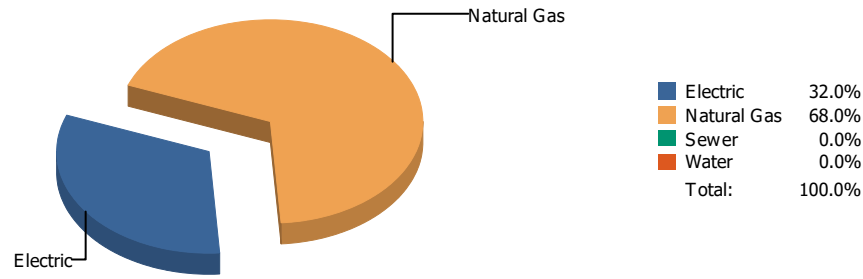


Cost

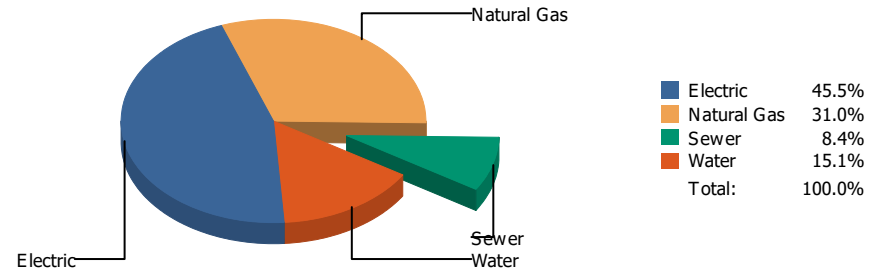


Commodity	Common Use	Energy Use	Energy Use / Area	Total Cost	Cost / Unit	Cost / Area
Place: [GAMBLE] JAMES GAMBLE WAREHOUSE [BUILDING]						
Area: 53,241 SqFt						
Billing Period: Mar 2022						
ELECTRIC	24,500.00 kWh	83,594 KBtu	1.570 KBtu/SqFt	\$2,538.03	\$0.104 /kWh	\$0.048 /SqFt
NATURALGAS	3,160.00 CCF	325,480 KBtu	6.113 KBtu/SqFt	\$3,089.91	\$0.978 /CCF	\$0.058 /SqFt
WATER	0.00 CCF			\$66.14	\$0.000 /CCF	\$0.001 /SqFt
Totals:		409,074 KBtu	7.683 KBtu/SqFt	\$5,694.08		

Energy

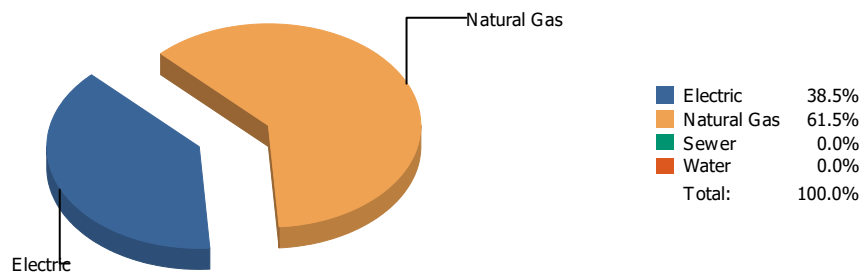


Cost

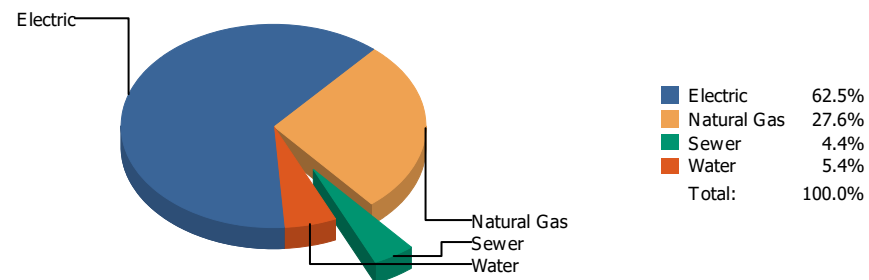


Commodity	Common Use	Energy Use	Energy Use / Area	Total Cost	Cost / Unit	Cost / Area
Place: [GREEN] GREEN ELEMENTARY SCHOOL 162 [BUILDING]						
Area: 88,156 SqFt						
Billing Period: Mar 2022						
ELECTRIC	34,500.00 kWh	117,714 KBtu	1.335 KBtu/SqFt	\$3,851.01	\$0.112 /kWh	\$0.044 /SqFt
NATURALGAS	2,424.00 CCF	249,672 KBtu	2.832 KBtu/SqFt	\$2,618.48	\$1.080 /CCF	\$0.030 /SqFt
SEWER	70.00 CCF			\$711.28	\$10.161 /CCF	\$0.008 /SqFt
WATER	221.00 CCF			\$1,274.74	\$5.768 /CCF	\$0.014 /SqFt
Totals:		367,386 KBtu	4.167 KBtu/SqFt	\$8,455.51		

Energy

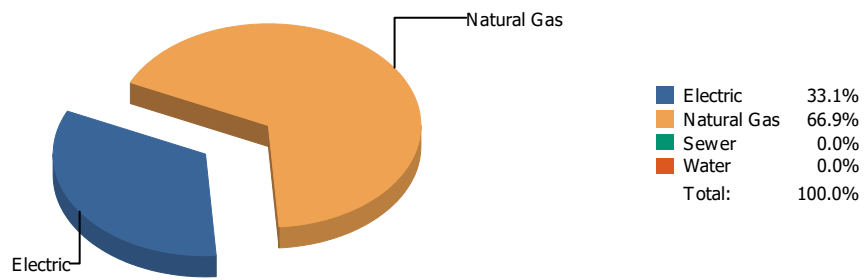


Cost

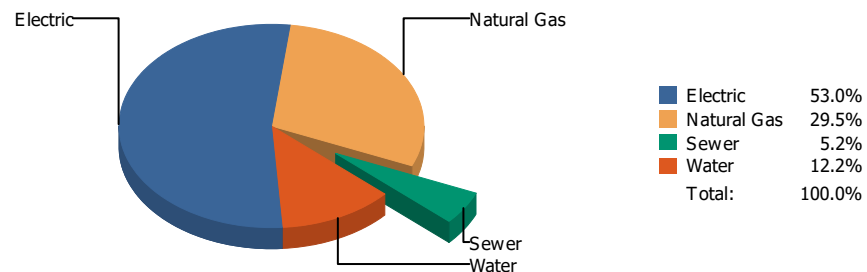


Commodity	Common Use	Energy Use	Energy Use / Area	Total Cost	Cost / Unit	Cost / Area
Place: [GUERRERO] ROSA GUERRERO ELEMENTARY 163 [BUILDING]						
Area: 88,641 SqFt						
Billing Period: Mar 2022						
ELECTRIC	49,560.00 kWh	169,099 KBtu	1.908 KBtu/SqFt	\$6,358.04	\$0.128 /kWh	\$0.072 /SqFt
NATURALGAS	2,622.00 CCF	270,066 KBtu	3.047 KBtu/SqFt	\$2,804.50	\$1.070 /CCF	\$0.032 /SqFt
SEWER	24.00 CCF			\$451.16	\$18.798 /CCF	\$0.005 /SqFt
WATER	104.00 CCF			\$551.55	\$5.303 /CCF	\$0.006 /SqFt
Totals:		439,165 KBtu	4.954 KBtu/SqFt	\$10,165.25		

Energy

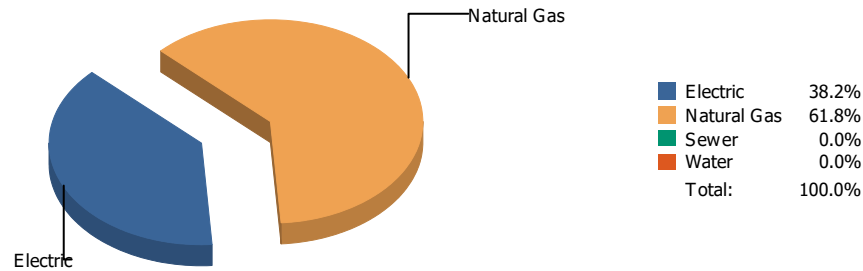


Cost

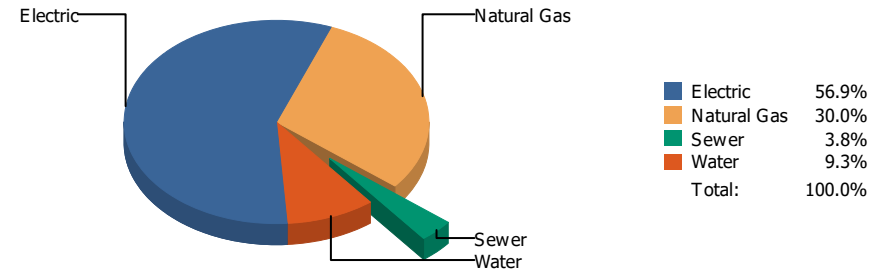


Commodity	Common Use	Energy Use	Energy Use / Area	Total Cost	Cost / Unit	Cost / Area
Place: [GUILLEN] GUILLEN 044 [BUILDING]						
Area: 223,773 SqFt						
Billing Period: Mar 2022						
ELECTRIC	68,295.00 kWh	233,023 KBtu	1.041 KBtu/SqFt	\$8,231.65	\$0.121 /kWh	\$0.037 /SqFt
NATURALGAS	4,566.00 CCF	470,298 KBtu	2.102 KBtu/SqFt	\$4,583.88	\$1.004 /CCF	\$0.020 /SqFt
SEWER	170.00 CCF			\$814.70	\$4.792 /CCF	\$0.004 /SqFt
WATER	473.00 CCF			\$1,895.07	\$4.006 /CCF	\$0.008 /SqFt
Totals:		703,321 KBtu	3.143 KBtu/SqFt	\$15,525.30		

Energy

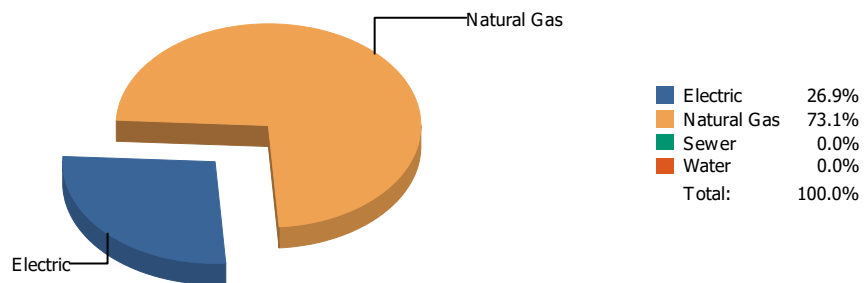


Cost

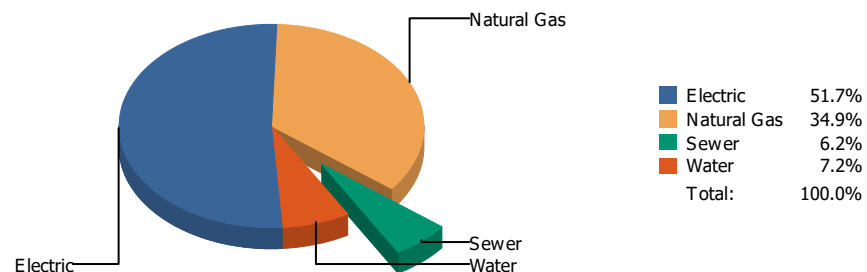


Commodity	Common Use	Energy Use	Energy Use / Area	Total Cost	Cost / Unit	Cost / Area
Place: [HART] HART 118 [BUILDING]						
Area: 63,357 SqFt						
Billing Period: Mar 2022						
ELECTRIC	52,560.00 kWh	179,335 KBtu	2.831 KBtu/SqFt	\$5,259.22	\$0.100 /kWh	\$0.083 /SqFt
NATURALGAS	2,813.00 CCF	289,739 KBtu	4.573 KBtu/SqFt	\$2,775.90	\$0.987 /CCF	\$0.044 /SqFt
SEWER	32.00 CCF			\$349.16	\$10.911 /CCF	\$0.006 /SqFt
WATER	120.00 CCF			\$861.88	\$7.182 /CCF	\$0.014 /SqFt
Totals:		469,074 KBtu	7.404 KBtu/SqFt	\$9,246.16		

Energy

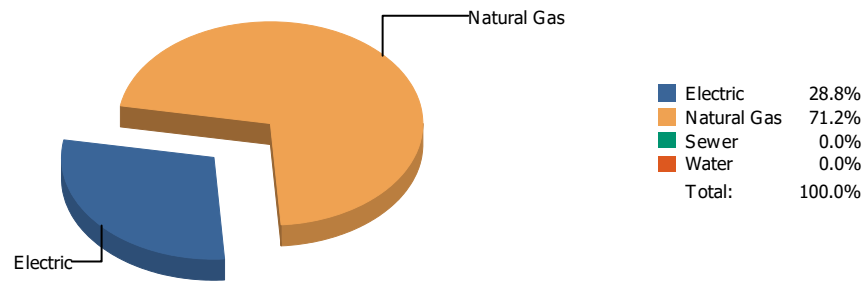


Cost

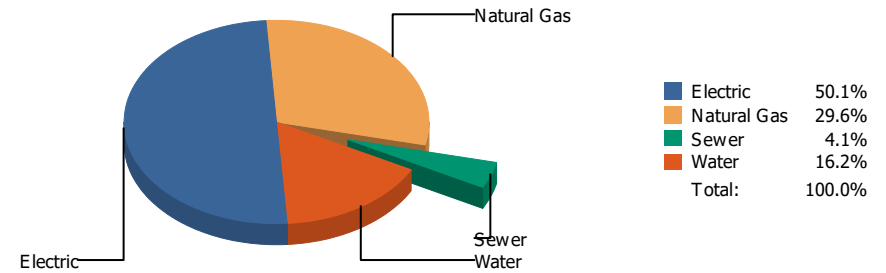


Commodity	Common Use	Energy Use	Energy Use / Area	Total Cost	Cost / Unit	Cost / Area
Place: [HAWKINS] HAWKINS 119 [BUILDING]						
Area: 57,207 SqFt						
Billing Period: Mar 2022						
ELECTRIC	27,250.00 kWh	92,977 KBtu	1.625 KBtu/SqFt	\$3,627.72	\$0.133 /kWh	\$0.063 /SqFt
NATURALGAS	2,452.00 CCF	252,556 KBtu	4.415 KBtu/SqFt	\$2,446.81	\$0.998 /CCF	\$0.043 /SqFt
SEWER	78.00 CCF			\$438.06	\$5.616 /CCF	\$0.008 /SqFt
WATER	83.00 CCF			\$507.72	\$6.117 /CCF	\$0.009 /SqFt
Totals:		345,533 KBtu	6.040 KBtu/SqFt	\$7,020.31		

Energy



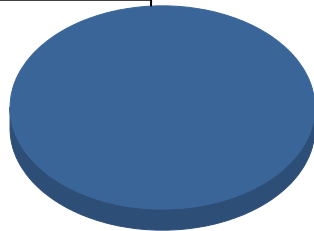
Cost



Commodity	Common Use	Energy Use	Energy Use / Area	Total Cost	Cost / Unit	Cost / Area
Place: [HERRERA_1] HERRERA ELEMENTARY 174 [BUILDING]						
Area: 86,275 SqFt						
Billing Period: Mar 2022						
ELECTRIC	49,400.00 kWh	168,553 KBtu	1.954 KBtu/SqFt	\$6,592.77	\$0.133 /kWh	\$0.076 /SqFt
NATURALGAS	4,040.00 CCF	416,120 KBtu	4.823 KBtu/SqFt	\$3,897.63	\$0.965 /CCF	\$0.045 /SqFt
SEWER	48.00 CCF			\$534.58	\$11.137 /CCF	\$0.006 /SqFt
WATER	324.00 CCF			\$2,135.60	\$6.591 /CCF	\$0.025 /SqFt
Totals:		584,673 KBtu	6.777 KBtu/SqFt	\$13,160.58		

Energy

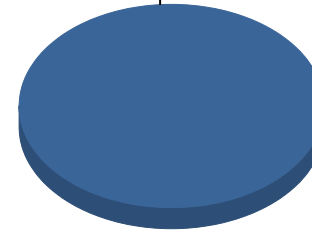
Electric



■ Electric 100.0%
Total: 100.0%

Cost

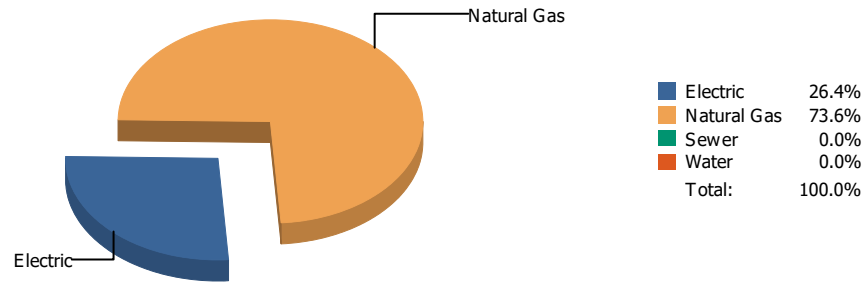
Electric



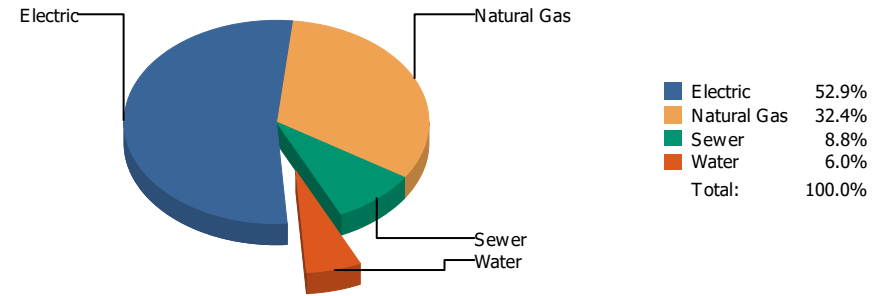
■ Electric 100.0%
Total: 100.0%

Commodity	Common Use	Energy Use	Energy Use / Area	Total Cost	Cost / Unit	Cost / Area
Place: [HIGHLAND] HIGHLAND/ANNEX 120 [BUILDING]						
Area: 33,705 SqFt						
Billing Period: Mar 2022						
ELECTRIC	30,680.00 kWh	104,680 KBtu	3.106 KBtu/SqFt	\$2,273.12	\$0.074 /kWh	\$0.067 /SqFt
Totals:		104,680 KBtu	3.106 KBtu/SqFt	\$2,273.12		

Energy

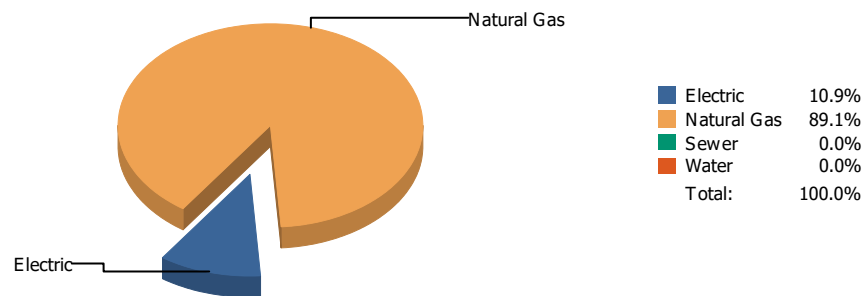


Cost

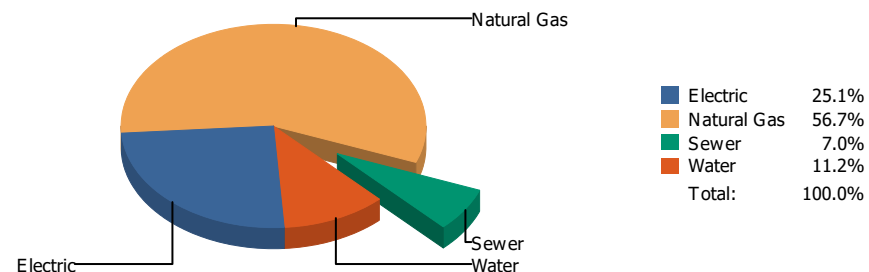


Commodity	Common Use	Energy Use	Energy Use / Area	Total Cost	Cost / Unit	Cost / Area
Place: [HILLSIDE] HILLSIDE 121 [BUILDING]						
Area: 80,656 SqFt						
Billing Period: Mar 2022						
ELECTRIC	28,618.00 kWh	97,645 KBtu	1.211 KBtu/SqFt	\$4,936.27	\$0.172 /kWh	\$0.061 /SqFt
NATURALGAS	2,642.00 CCF	272,126 KBtu	3.374 KBtu/SqFt	\$3,020.30	\$1.143 /CCF	\$0.037 /SqFt
SEWER	172.00 CCF			\$819.68	\$4.766 /CCF	\$0.010 /SqFt
WATER	62.00 CCF			\$555.67	\$8.962 /CCF	\$0.007 /SqFt
Totals:		369,771 KBtu	4.585 KBtu/SqFt	\$9,331.92		

Energy

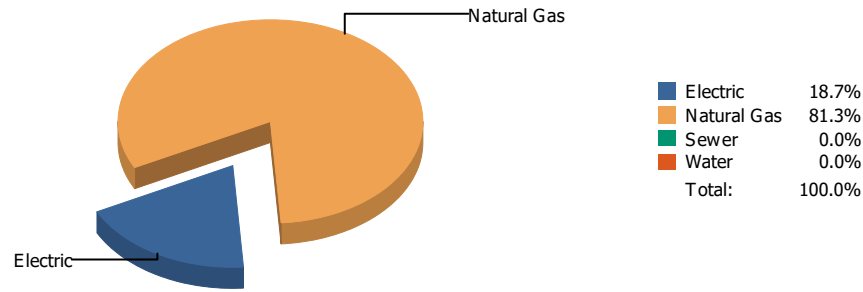


Cost

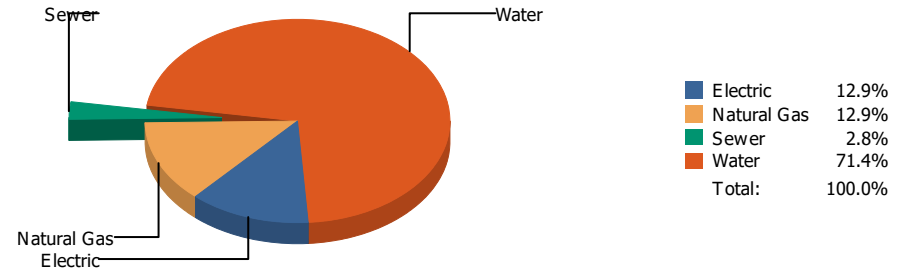


Commodity	Common Use	Energy Use	Energy Use / Area	Total Cost	Cost / Unit	Cost / Area
Place: [HOUSTON] HOUSTON 122 [BUILDING]						
Area: 84,178 SqFt						
Billing Period: Mar 2022						
ELECTRIC	15,120.00 kWh	51,589 KBtu	0.613 KBtu/SqFt	\$1,832.65	\$0.121 /kWh	\$0.022 /SqFt
NATURALGAS	4,091.00 CCF	421,373 KBtu	5.006 KBtu/SqFt	\$4,144.77	\$1.013 /CCF	\$0.049 /SqFt
SEWER	47.00 CCF			\$508.43	\$10.818 /CCF	\$0.006 /SqFt
WATER	96.00 CCF			\$818.79	\$8.529 /CCF	\$0.010 /SqFt
Totals:		472,962 KBtu	5.619 KBtu/SqFt	\$7,304.64		

Energy

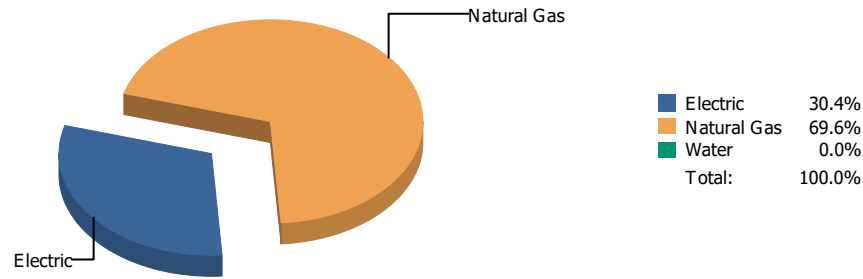


Cost

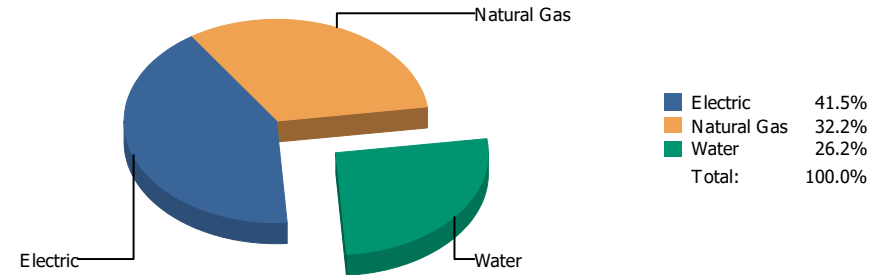


Commodity	Common Use	Energy Use	Energy Use / Area	Total Cost	Cost / Unit	Cost / Area
Place: [HUGHEY] HUGHEY 123 [BUILDING]						
Area: 74,815 SqFt						
Billing Period: Mar 2022						
ELECTRIC	22,236.00 kWh	75,869 KBtu	1.014 KBtu/SqFt	\$3,393.67	\$0.153 /kWh	\$0.045 /SqFt
NATURALGAS	3,208.00 CCF	330,424 KBtu	4.417 KBtu/SqFt	\$3,393.69	\$1.058 /CCF	\$0.045 /SqFt
SEWER	90.00 CCF			\$737.42	\$8.194 /CCF	\$0.010 /SqFt
WATER	2,150.00 CCF			\$18,793.00	\$8.741 /CCF	\$0.251 /SqFt
Totals:		406,293 KBtu	5.431 KBtu/SqFt	\$26,317.78		

Energy

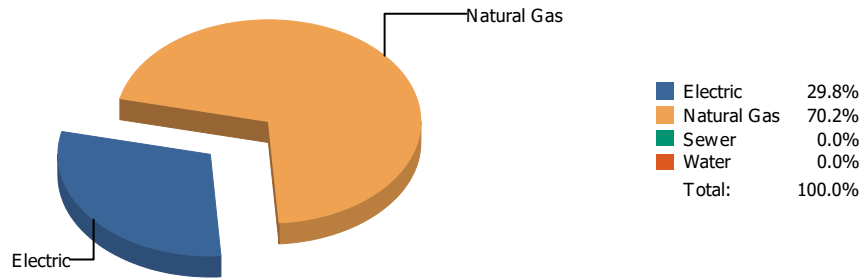


Cost

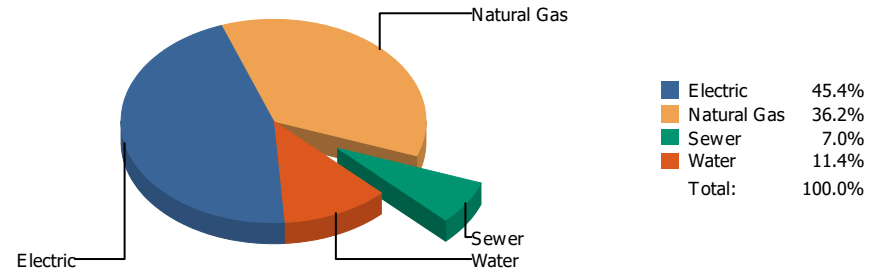


Commodity	Common Use	Energy Use	Energy Use / Area	Total Cost	Cost / Unit	Cost / Area
Place: [IRVIN] IRVIN 008 [BUILDING]						
Area: 303,804 SqFt						
Billing Period: Mar 2022						
ELECTRIC	119,347.00 kWh	407,212 KBtu	1.340 KBtu/SqFt	\$13,220.63	\$0.111 /kWh	\$0.043 /SqFt
NATURALGAS	9,034.00 CCF	930,502 KBtu	3.063 KBtu/SqFt	\$10,261.04	\$1.136 /CCF	\$0.033 /SqFt
WATER	1,759.00 CCF			\$8,351.69	\$4.748 /CCF	\$0.027 /SqFt
Totals:		1,337,714 KBtu	4.403 KBtu/SqFt	\$31,833.36		

Energy

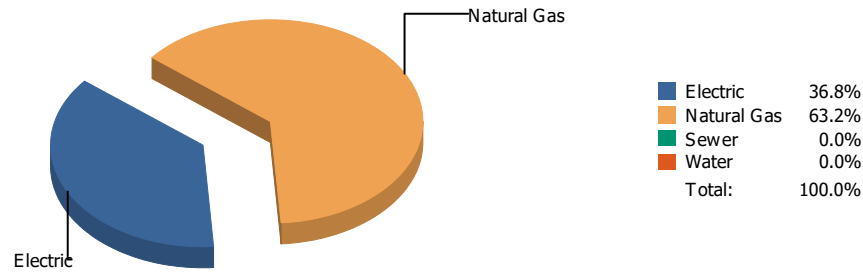


Cost

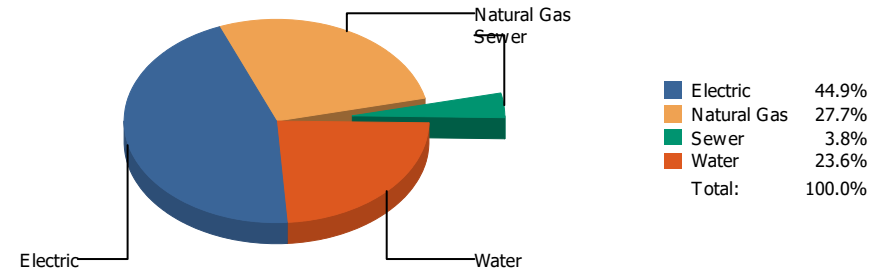


Commodity	Common Use	Energy Use	Energy Use / Area	Total Cost	Cost / Unit	Cost / Area
Place: [J_V_TINAJERO] J. V. TINAJERO 000 [ORGANIZATION]						
* Area Missing						
Billing Period: Mar 2022						
ELECTRIC	64,340.00 kWh	219,528 KBtu		\$5,941.99	\$0.092 /kWh	
NATURALGAS	5,014.00 CCF	516,442 KBtu		\$4,736.12	\$0.945 /CCF	
SEWER	153.00 CCF			\$917.95	\$6.000 /CCF	
WATER	201.00 CCF			\$1,485.49	\$7.390 /CCF	
Totals:		735,970 KBtu		\$13,081.55		

Energy

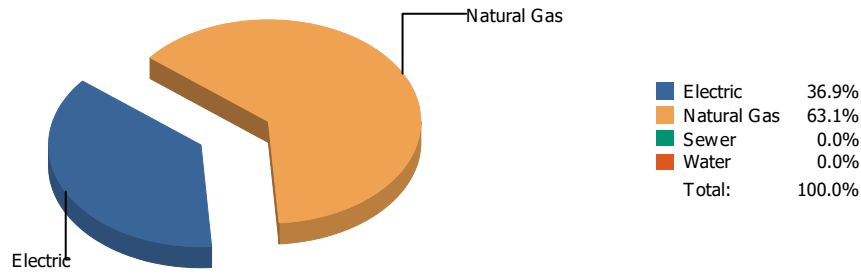


Cost

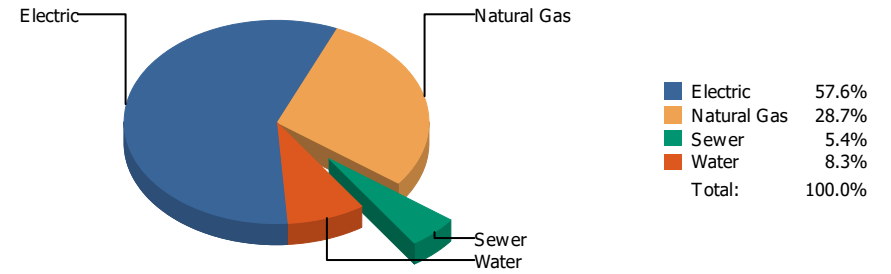


Commodity	Common Use	Energy Use	Energy Use / Area	Total Cost	Cost / Unit	Cost / Area
Place: [JEFFERSN] JEFFERSON 009 [BUILDING]						
Area: 257,708 SqFt						
Billing Period: Mar 2022						
ELECTRIC	96,388.00 kWh	328,876 KBtu	1.276 KBtu/SqFt	\$10,400.65	\$0.108 /kWh	\$0.040 /SqFt
NATURALGAS	5,478.00 CCF	564,234 KBtu	2.189 KBtu/SqFt	\$6,431.01	\$1.174 /CCF	\$0.024 /SqFt
SEWER	81.00 CCF			\$876.61	\$10.822 /CCF	\$0.003 /SqFt
WATER	708.00 CCF			\$5,473.64	\$7.731 /CCF	\$0.021 /SqFt
Totals:		893,110 KBtu	3.466 KBtu/SqFt	\$23,181.91		

Energy

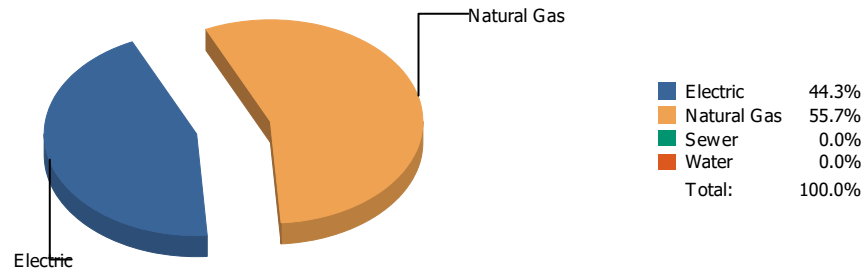


Cost

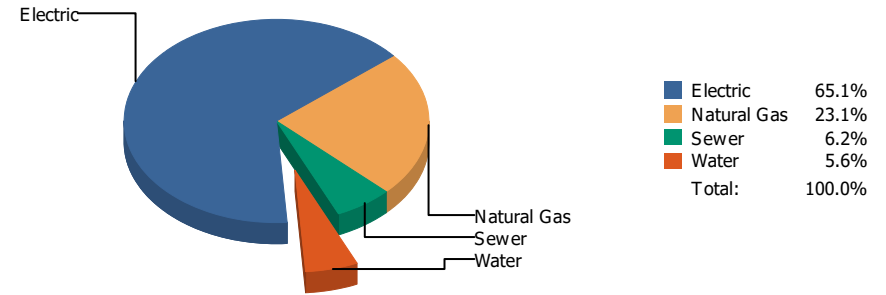


Commodity	Common Use	Energy Use	Energy Use / Area	Total Cost	Cost / Unit	Cost / Area
Place: [JOHNSON] L.B. JOHNSON 155 [BUILDING]						
Area: 87,993 SqFt						
Billing Period: Mar 2022						
ELECTRIC	36,050.00 kWh	123,003 KBtu	1.398 KBtu/SqFt	\$4,149.28	\$0.115 /kWh	\$0.047 /SqFt
NATURALGAS	2,045.00 CCF	210,635 KBtu	2.394 KBtu/SqFt	\$2,071.89	\$1.013 /CCF	\$0.024 /SqFt
SEWER	48.00 CCF			\$389.00	\$8.104 /CCF	\$0.004 /SqFt
WATER	126.00 CCF			\$599.32	\$4.757 /CCF	\$0.007 /SqFt
Totals:		333,638 KBtu	3.792 KBtu/SqFt	\$7,209.49		

Energy

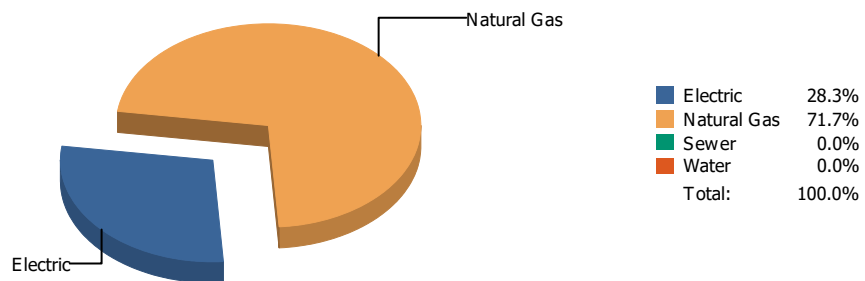


Cost

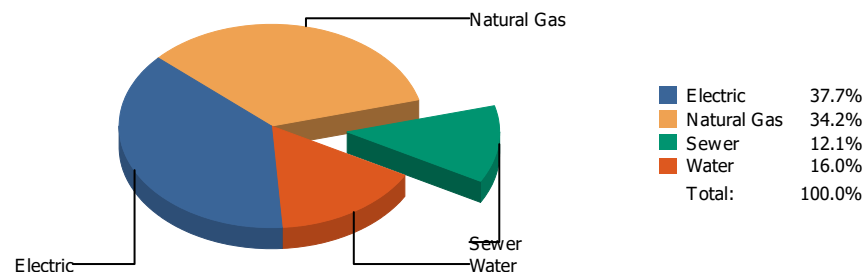


Commodity	Common Use	Energy Use	Energy Use / Area	Total Cost	Cost / Unit	Cost / Area
Place: [KOHLBERG] KOHLBERG ELEMENTARY [BUILDING]						
Area: 99,884 SqFt						
Billing Period: Mar 2022						
ELECTRIC	56,040.00 kWh	191,208 KBtu	1.914 KBtu/SqFt	\$7,163.15	\$0.128 /kWh	\$0.072 /SqFt
NATURALGAS	2,334.00 CCF	240,402 KBtu	2.407 KBtu/SqFt	\$2,538.23	\$1.088 /CCF	\$0.025 /SqFt
SEWER	126.00 CCF			\$680.11	\$5.398 /CCF	\$0.007 /SqFt
WATER	111.00 CCF			\$615.86	\$5.548 /CCF	\$0.006 /SqFt
Totals:		431,610 KBtu	4.321 KBtu/SqFt	\$10,997.35		

Energy

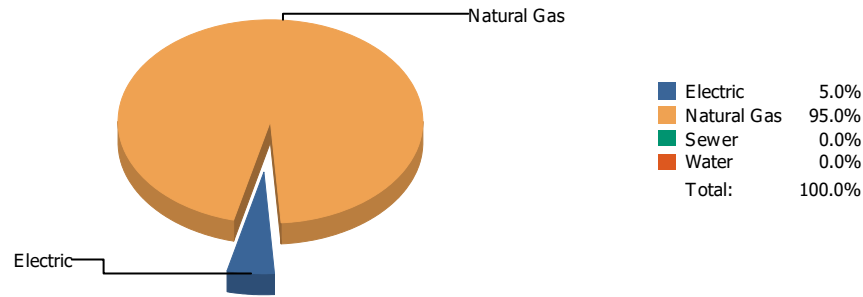


Cost

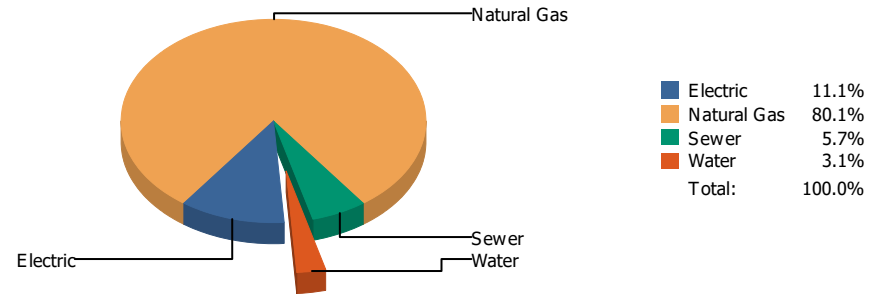


Commodity	Common Use	Energy Use	Energy Use / Area	Total Cost	Cost / Unit	Cost / Area
Place: [LAMAR] LAMAR 125 [BUILDING]						
Area: 76,252 SqFt						
Billing Period: Mar 2022						
ELECTRIC	20,400.00 kWh	69,605 KBtu	0.913 KBtu/SqFt	\$2,384.57	\$0.117 /kWh	\$0.031 /SqFt
NATURALGAS	1,715.00 CCF	176,645 KBtu	2.317 KBtu/SqFt	\$2,167.34	\$1.264 /CCF	\$0.028 /SqFt
SEWER	42.00 CCF			\$765.46	\$18.225 /CCF	\$0.010 /SqFt
WATER	175.00 CCF			\$1,010.66	\$5.775 /CCF	\$0.013 /SqFt
Totals:		246,250 KBtu	3.229 KBtu/SqFt	\$6,328.03		

Energy

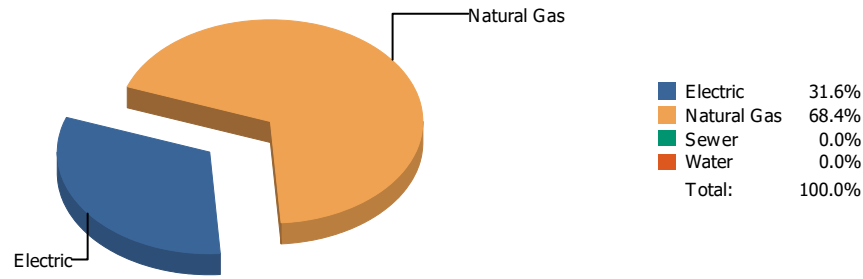


Cost

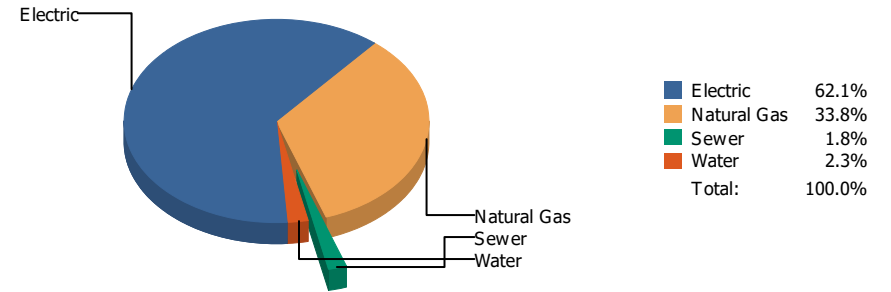


Commodity	Common Use	Energy Use	Energy Use / Area	Total Cost	Cost / Unit	Cost / Area
Place: [LIVE-MAT] LIVE MATERIAL CENTER 929 [BUILDING]						
Area: 2,483 SqFt						
Billing Period: Mar 2022						
ELECTRIC	332.00 kWh	1,133 KBtu	0.456 KBtu/SqFt	\$81.25	\$0.245 /kWh	\$0.033 /SqFt
NATURALGAS	210.00 CCF	21,630 KBtu	8.711 KBtu/SqFt	\$585.90	\$2.790 /CCF	\$0.236 /SqFt
SEWER	1.00 CCF			\$42.07	\$42.070 /CCF	\$0.017 /SqFt
WATER	2.00 CCF			\$22.64	\$11.320 /CCF	\$0.009 /SqFt
Totals:		22,763 KBtu	9.167 KBtu/SqFt	\$731.86		

Energy

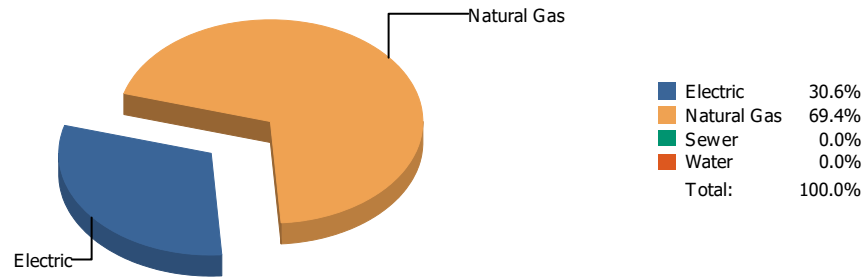


Cost

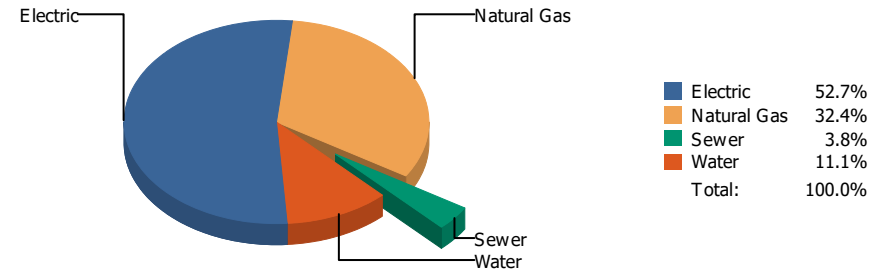


Commodity	Common Use	Energy Use	Energy Use / Area	Total Cost	Cost / Unit	Cost / Area
Place: [LOGAN] LOGAN 128 [BUILDING]						
Area: 72,248 SqFt						
Billing Period: Mar 2022						
ELECTRIC	34,600.00 kWh	118,055 KBtu	1.634 KBtu/SqFt	\$4,541.69	\$0.131 /kWh	\$0.063 /SqFt
NATURALGAS	2,479.00 CCF	255,337 KBtu	3.534 KBtu/SqFt	\$2,467.46	\$0.995 /CCF	\$0.034 /SqFt
SEWER	4.00 CCF			\$131.88	\$32.970 /CCF	\$0.002 /SqFt
WATER	14.00 CCF			\$167.82	\$11.987 /CCF	\$0.002 /SqFt
Totals:		373,392 KBtu	5.168 KBtu/SqFt	\$7,308.85		

Energy

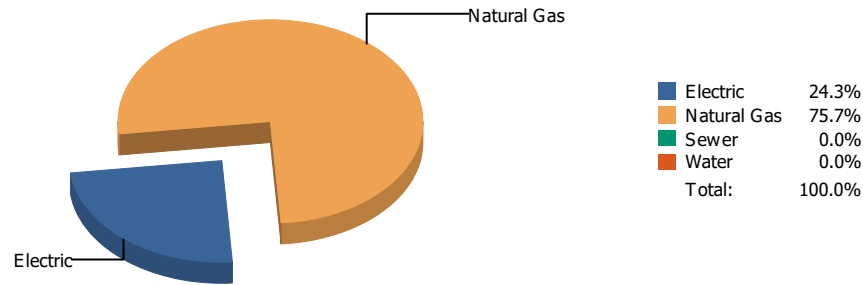


Cost

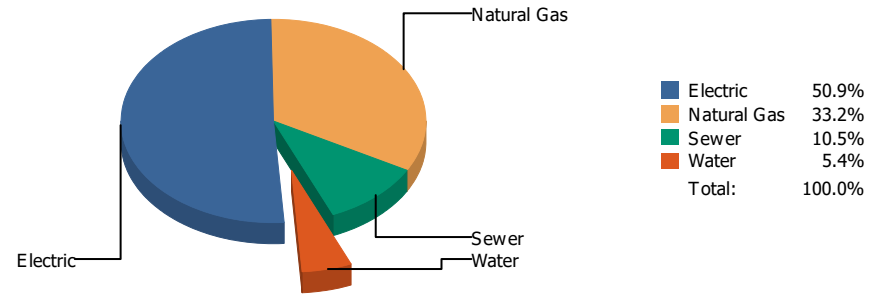


Commodity	Common Use	Energy Use	Energy Use / Area	Total Cost	Cost / Unit	Cost / Area
Place: [LUNDY_2] LUNDY 177 [BUILDING]						
Area: 112,731 SqFt						
Billing Period: Mar 2022						
ELECTRIC	58,600.00 kWh	199,943 KBtu	1.774 KBtu/SqFt	\$7,219.47	\$0.123 /kWh	\$0.064 /SqFt
NATURALGAS	4,404.00 CCF	453,612 KBtu	4.024 KBtu/SqFt	\$4,433.14	\$1.007 /CCF	\$0.039 /SqFt
SEWER	41.00 CCF			\$517.15	\$12.613 /CCF	\$0.005 /SqFt
WATER	243.00 CCF			\$1,518.84	\$6.250 /CCF	\$0.013 /SqFt
Totals:		653,555 KBtu	5.797 KBtu/SqFt	\$13,688.60		

Energy



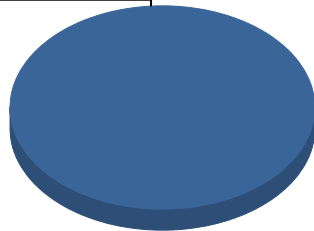
Cost



Commodity	Common Use	Energy Use	Energy Use / Area	Total Cost	Cost / Unit	Cost / Area
Place: [MAC] MACARTHUR 129 [BUILDING]						
Area: 143,341 SqFt						
Billing Period: Mar 2022						
ELECTRIC	60,400.00 kWh	206,085 KBtu	1.438 KBtu/SqFt	\$9,087.47	\$0.150 /kWh	\$0.063 /SqFt
NATURALGAS	6,249.00 CCF	643,647 KBtu	4.490 KBtu/SqFt	\$5,916.41	\$0.947 /CCF	\$0.041 /SqFt
SEWER	647.00 CCF			\$1,880.51	\$2.907 /CCF	\$0.013 /SqFt
WATER	175.00 CCF			\$959.13	\$5.481 /CCF	\$0.007 /SqFt
Totals:		849,732 KBtu	5.928 KBtu/SqFt	\$17,843.52		

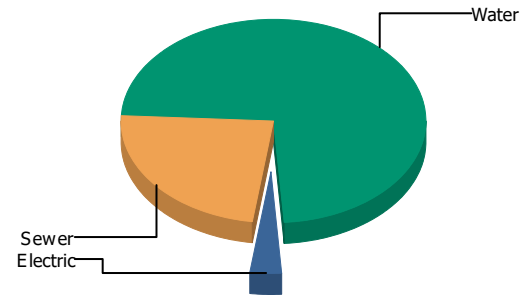
Energy

Electric



■ Electric 100.0%
 ■ Sewer 0.0%
 ■ Water 0.0%
 Total: 100.0%

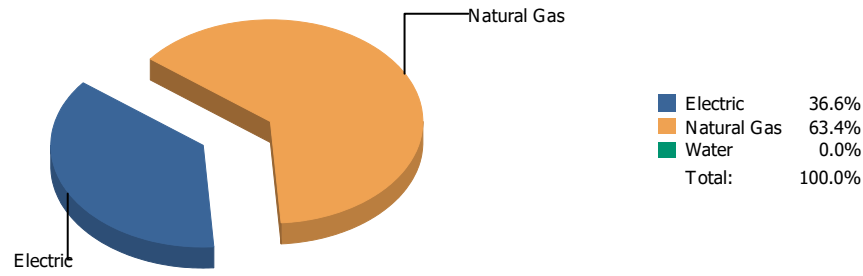
Cost



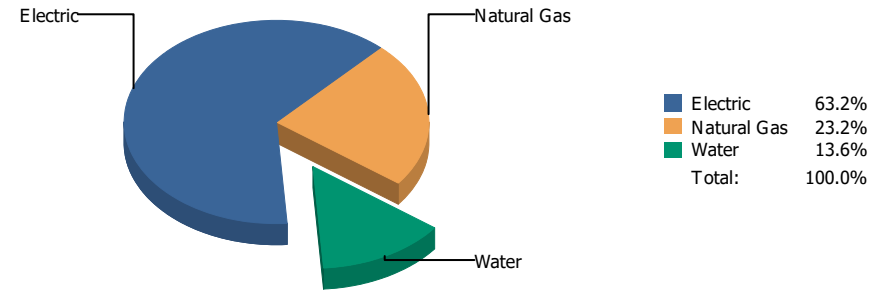
■ Electric 3.3%
 ■ Sewer 23.6%
 ■ Water 73.2%
 Total: 100.0%

Commodity	Common Use	Energy Use	Energy Use / Area	Total Cost	Cost / Unit	Cost / Area
Place: [MAGOFFIN] MAGOFFIN OLD 047 [BUILDING]						
Area: 76,378 SqFt						
Billing Period: Mar 2022						
ELECTRIC	261.00 kWh	891 KBtu	0.012 KBtu/SqFt	\$58.54	\$0.224 /kWh	\$0.001 /SqFt
SEWER	3.00 CCF			\$422.53	\$140.843 /CCF	\$0.006 /SqFt
WATER	173.00 CCF			\$1,310.73	\$7.576 /CCF	\$0.017 /SqFt
Totals:		891 KBtu	0.012 KBtu/SqFt	\$1,791.80		

Energy

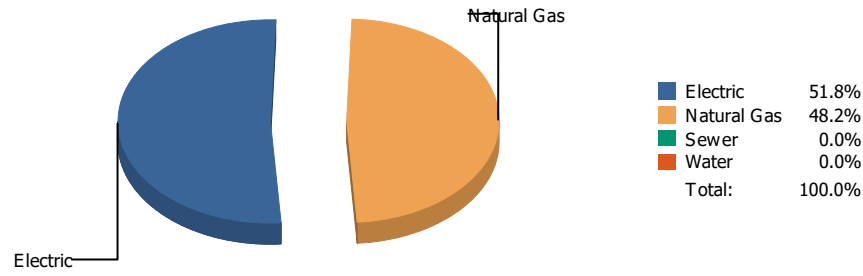


Cost

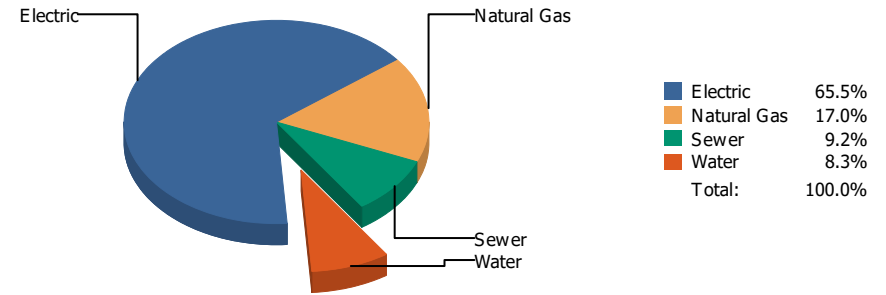


Commodity	Common Use	Energy Use	Energy Use / Area	Total Cost	Cost / Unit	Cost / Area
Place: [MAGOFFINNEWMIDDLESCHOOL] MAGOFFIN NEW MIDDLE SCHOOL [BUILDING]						
Area: 116,136 SqFt						
Billing Period: Mar 2022						
ELECTRIC	64,700.00 kWh	220,756 KBtu	1.901 KBtu/SqFt	\$10,341.62	\$0.160 /kWh	\$0.089 /SqFt
NATURALGAS	3,709.00 CCF	382,027 KBtu	3.289 KBtu/SqFt	\$3,796.55	\$1.024 /CCF	\$0.033 /SqFt
WATER	288.00 CCF			\$2,230.95	\$7.746 /CCF	\$0.019 /SqFt
Totals:		602,783 KBtu	5.190 KBtu/SqFt	\$16,369.12		

Energy

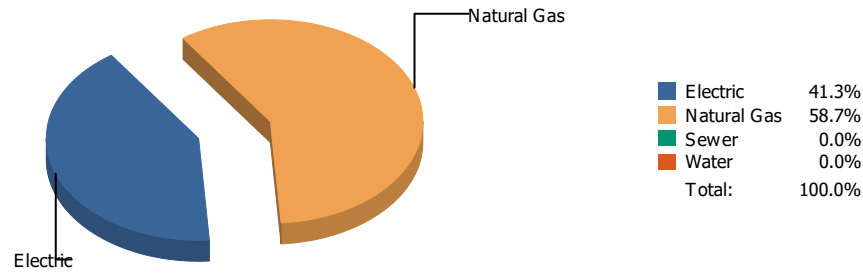


Cost

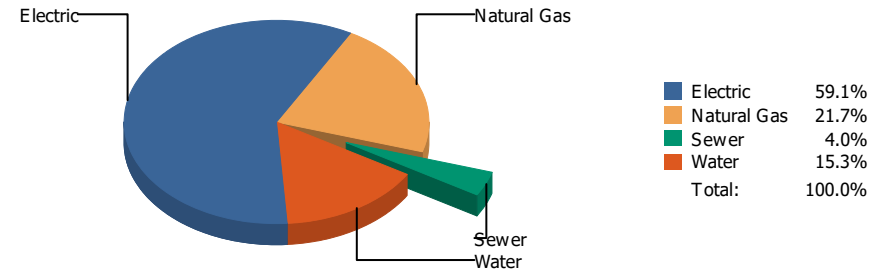


Commodity	Common Use	Energy Use	Energy Use / Area	Total Cost	Cost / Unit	Cost / Area
Place: [MAXINE] MAXINE SILVA HEALTH MAGNET 011 [BUILDING]						
Area: 80,909 SqFt						
Billing Period: Mar 2022						
ELECTRIC	60,300.00 kWh	205,744 KBtu	2.543 KBtu/SqFt	\$7,329.63	\$0.122 /kWh	\$0.091 /SqFt
NATURALGAS	1,860.00 CCF	191,580 KBtu	2.368 KBtu/SqFt	\$1,905.35	\$1.024 /CCF	\$0.024 /SqFt
SEWER	304.00 CCF			\$1,026.44	\$3.376 /CCF	\$0.013 /SqFt
WATER	238.00 CCF			\$925.34	\$3.888 /CCF	\$0.011 /SqFt
Totals:		397,324 KBtu	4.911 KBtu/SqFt	\$11,186.76		

Energy



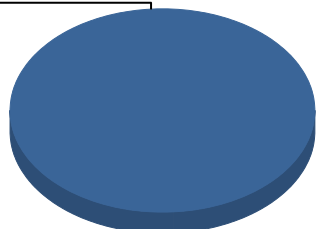
Cost



Commodity	Common Use	Energy Use	Energy Use / Area	Total Cost	Cost / Unit	Cost / Area
Place: [MESITA] MESITA 130 [BUILDING]						
Area: 100,583 SqFt						
Billing Period: Mar 2022						
ELECTRIC	51,000.00 kWh	174,012 KBtu	1.730 KBtu/SqFt	\$7,063.48	\$0.139 /kWh	\$0.070 /SqFt
NATURALGAS	2,400.00 CCF	247,200 KBtu	2.458 KBtu/SqFt	\$2,590.65	\$1.079 /CCF	\$0.026 /SqFt
SEWER	24.00 CCF			\$474.82	\$19.784 /CCF	\$0.005 /SqFt
WATER	250.00 CCF			\$1,825.65	\$7.303 /CCF	\$0.018 /SqFt
Totals:		421,212 KBtu	4.188 KBtu/SqFt	\$11,954.60		

Energy

Electric

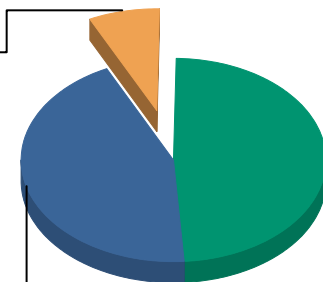


Electric	100.0%
Sewer	0.0%
Water	0.0%
Total:	100.0%

Cost

Sewer

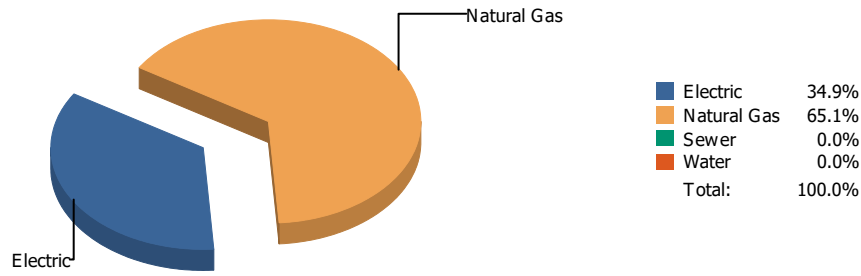
Electric



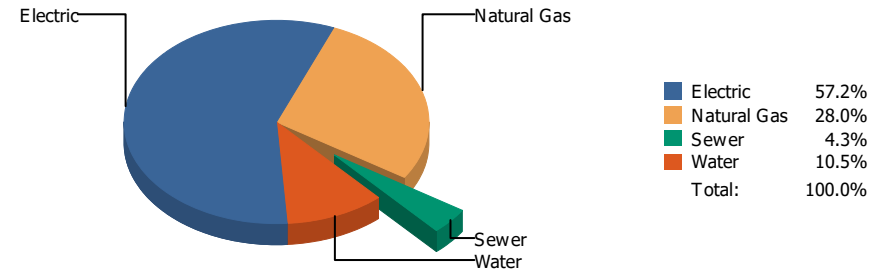
Electric	43.9%
Sewer	7.4%
Water	48.7%
Total:	100.0%

Commodity	Common Use	Energy Use	Energy Use / Area	Total Cost	Cost / Unit	Cost / Area
Place: [MILAM] MILAM 131 [BUILDING]						
Area: 63,641 SqFt						
Billing Period: Mar 2022						
ELECTRIC	12,120.00 kWh	41,353 KBtu	0.650 KBtu/SqFt	\$2,269.25	\$0.187 /kWh	\$0.036 /SqFt
SEWER	46.00 CCF			\$384.02	\$8.348 /CCF	\$0.006 /SqFt
WATER	193.00 CCF			\$2,520.11	\$13.058 /CCF	\$0.040 /SqFt
Totals:		41,353 KBtu	0.650 KBtu/SqFt	\$5,173.38		

Energy

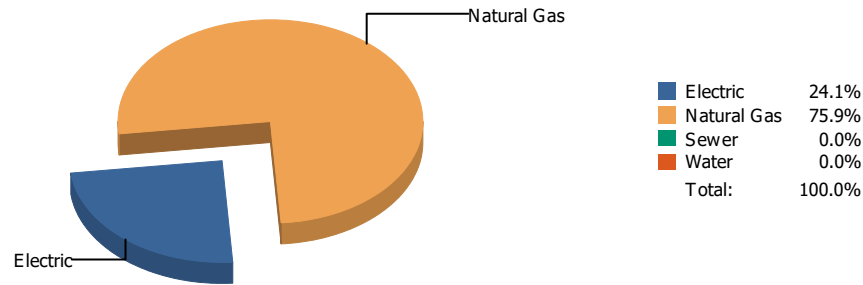


Cost

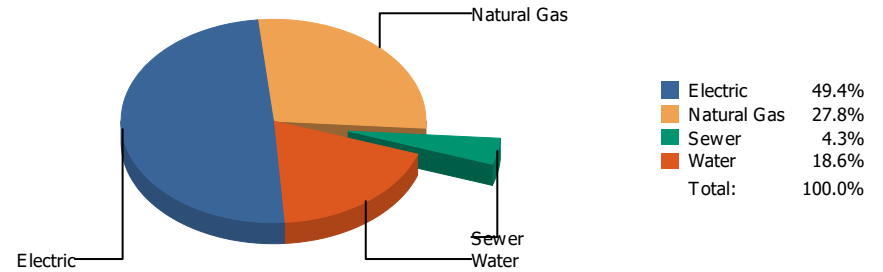


Commodity	Common Use	Energy Use	Energy Use / Area	Total Cost	Cost / Unit	Cost / Area
Place: [MOREHEAD] MOREHEAD 046 [BUILDING]						
Area: 119,353 SqFt						
Billing Period: Mar 2022						
ELECTRIC	66,207.00 kWh	225,898 KBtu	1.893 KBtu/SqFt	\$8,033.12	\$0.121 /kWh	\$0.067 /SqFt
NATURALGAS	4,088.00 CCF	421,064 KBtu	3.528 KBtu/SqFt	\$3,936.48	\$0.963 /CCF	\$0.033 /SqFt
SEWER	76.00 CCF			\$604.30	\$7.951 /CCF	\$0.005 /SqFt
WATER	426.00 CCF			\$1,473.47	\$3.459 /CCF	\$0.012 /SqFt
Totals:		646,962 KBtu	5.421 KBtu/SqFt	\$14,047.37		

Energy

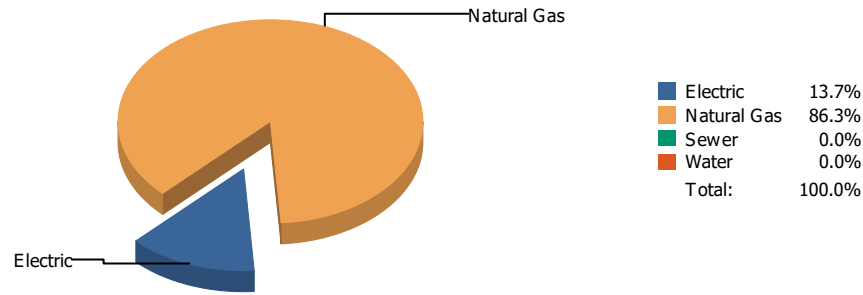


Cost

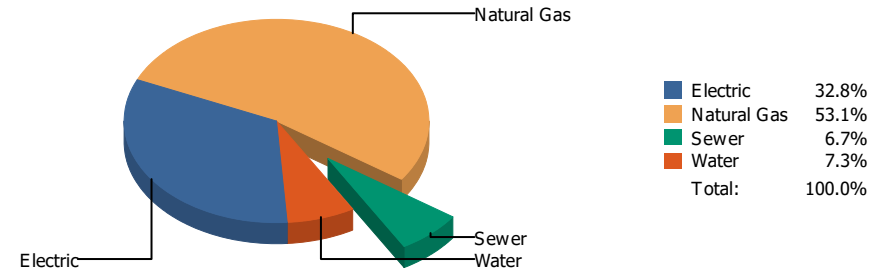


Commodity	Common Use	Energy Use	Energy Use / Area	Total Cost	Cost / Unit	Cost / Area
Place: [MOYE_2] MOYE [BUILDING]						
Area: 93,197 SqFt						
Billing Period: Mar 2022						
ELECTRIC	30,240.00 kWh	103,179 KBtu	1.107 KBtu/SqFt	\$5,491.31	\$0.182 /kWh	\$0.059 /SqFt
NATURALGAS	3,154.00 CCF	324,862 KBtu	3.486 KBtu/SqFt	\$3,084.06	\$0.978 /CCF	\$0.033 /SqFt
SEWER	23.00 CCF			\$472.33	\$20.536 /CCF	\$0.005 /SqFt
WATER	423.00 CCF			\$2,062.11	\$4.875 /CCF	\$0.022 /SqFt
Totals:		428,041 KBtu	4.593 KBtu/SqFt	\$11,109.81		

Energy



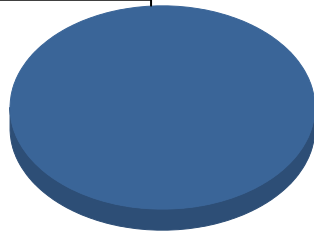
Cost



Commodity	Common Use	Energy Use	Energy Use / Area	Total Cost	Cost / Unit	Cost / Area
Place: [MULTI-MEDIACENTER] MULTI-MEDIA CENTER [BUILDING]						
Area: 27,633 SqFt						
Billing Period: Mar 2022						
ELECTRIC	11,055.00 kWh	37,720 KBtu	1.365 KBtu/SqFt	\$1,430.50	\$0.129 /kWh	\$0.052 /SqFt
NATURALGAS	2,307.00 CCF	237,621 KBtu	8.599 KBtu/SqFt	\$2,313.87	\$1.003 /CCF	\$0.084 /SqFt
SEWER	68.00 CCF			\$291.24	\$4.283 /CCF	\$0.011 /SqFt
WATER	72.00 CCF			\$319.78	\$4.441 /CCF	\$0.012 /SqFt
Totals:		275,341 KBtu	9.964 KBtu/SqFt	\$4,355.39		

Energy

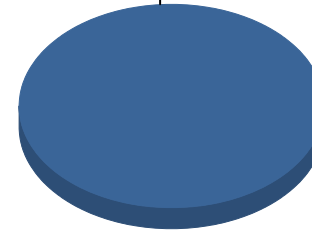
Electric



■ Electric 100.0%
Total: 100.0%

Cost

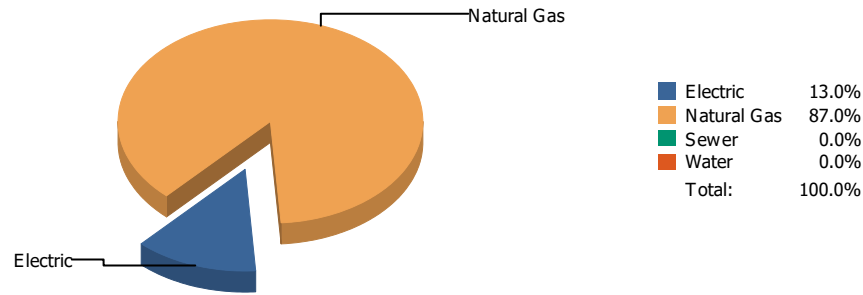
Electric



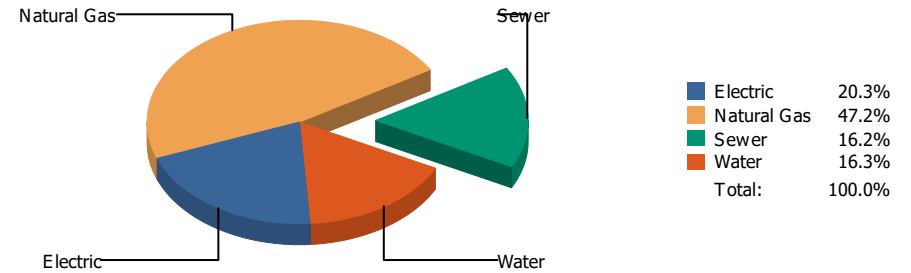
■ Electric 100.0%
Total: 100.0%

Commodity	Common Use	Energy Use	Energy Use / Area	Total Cost	Cost / Unit	Cost / Area
Place: [NE-AREA-OFFICES] N.E. AREA OFFICES 882 [BUILDING]						
Area: 7,328 SqFt						
Billing Period: Mar 2022						
ELECTRIC	120.00 kWh	409 KBtu	0.056 KBtu/SqFt	\$35.18	\$0.293 /kWh	\$0.005 /SqFt
Totals:		409 KBtu	0.056 KBtu/SqFt	\$35.18		

Energy

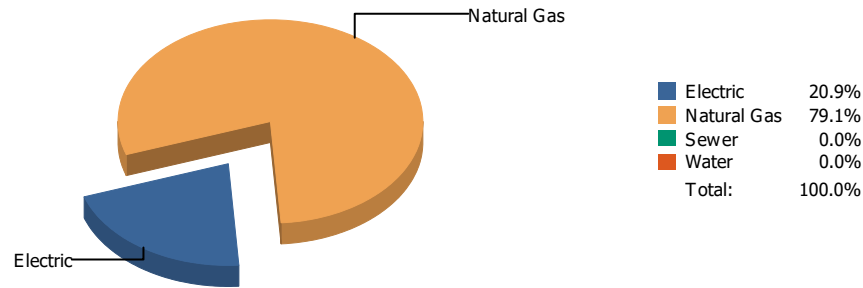


Cost

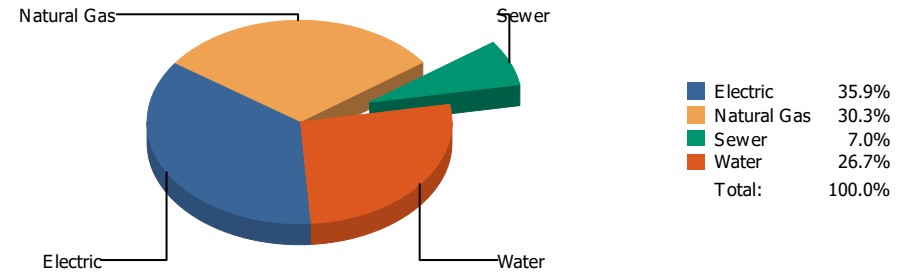


Commodity	Common Use	Energy Use	Energy Use / Area	Total Cost	Cost / Unit	Cost / Area
Place: [NETTRANSPORTATION] N.E. TRANSPORTATION 826 [BUILDING]						
Area: 5,995 SqFt						
Billing Period: Mar 2022						
ELECTRIC	6,321.00 kWh	21,567 KBtu	3.598 KBtu/SqFt	\$635.98	\$0.101 /kWh	\$0.106 /SqFt
NATURALGAS	1,400.00 CCF	144,200 KBtu	24.053 KBtu/SqFt	\$1,483.25	\$1.059 /CCF	\$0.247 /SqFt
SEWER	38.00 CCF			\$509.68	\$13.413 /CCF	\$0.085 /SqFt
WATER	40.00 CCF			\$510.46	\$12.762 /CCF	\$0.085 /SqFt
Totals:		165,767 KBtu	27.651 KBtu/SqFt	\$3,139.37		

Energy

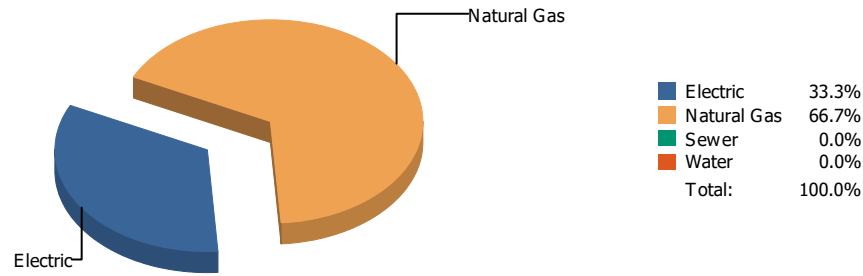


Cost

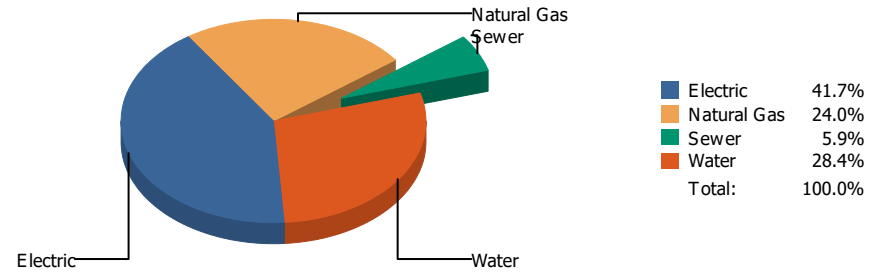


Commodity	Common Use	Energy Use	Energy Use / Area	Total Cost	Cost / Unit	Cost / Area
Place: [NEWMAN] NEWMAN ELEMENTARY 133 [BUILDING]						
Area: 73,291 SqFt						
Billing Period: Mar 2022						
ELECTRIC	20,848.00 kWh	71,133 KBtu	0.971 KBtu/SqFt	\$3,538.12	\$0.170 /kWh	\$0.048 /SqFt
NATURALGAS	2,616.00 CCF	269,448 KBtu	3.676 KBtu/SqFt	\$2,989.86	\$1.143 /CCF	\$0.041 /SqFt
SEWER	191.00 CCF			\$694.40	\$3.636 /CCF	\$0.009 /SqFt
WATER	560.00 CCF			\$2,637.32	\$4.710 /CCF	\$0.036 /SqFt
Totals:		340,581 KBtu	4.647 KBtu/SqFt	\$9,859.70		

Energy

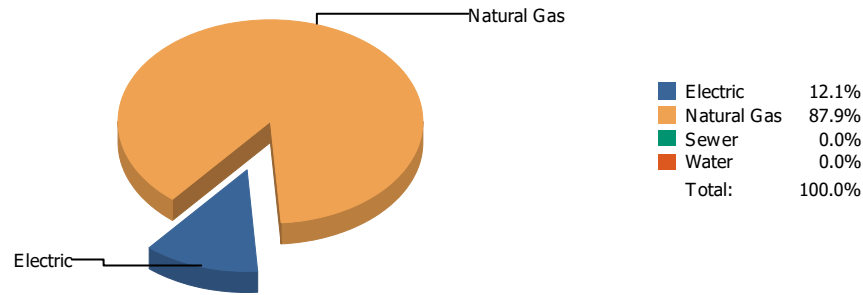


Cost

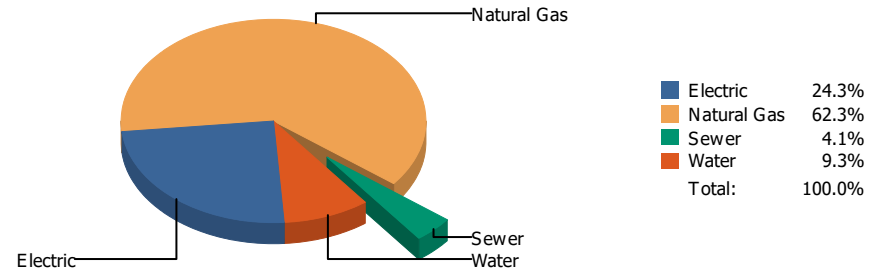


Commodity	Common Use	Energy Use	Energy Use / Area	Total Cost	Cost / Unit	Cost / Area
Place: [NIXON] L.A. NIXON 161 [BUILDING]						
Area: 76,873 SqFt						
Billing Period: Mar 2022						
ELECTRIC	31,400.00 kWh	107,137 KBtu	1.394 KBtu/SqFt	\$4,016.20	\$0.128 /kWh	\$0.052 /SqFt
NATURALGAS	2,083.00 CCF	214,549 KBtu	2.791 KBtu/SqFt	\$2,309.67	\$1.109 /CCF	\$0.030 /SqFt
SEWER	31.00 CCF			\$565.48	\$18.241 /CCF	\$0.007 /SqFt
WATER	392.00 CCF			\$2,730.60	\$6.966 /CCF	\$0.035 /SqFt
Totals:		321,686 KBtu	4.185 KBtu/SqFt	\$9,621.95		

Energy

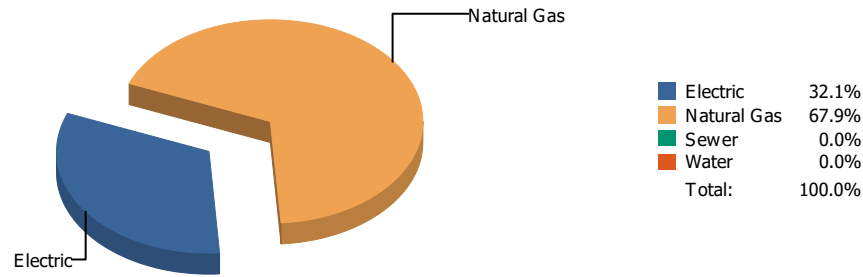


Cost

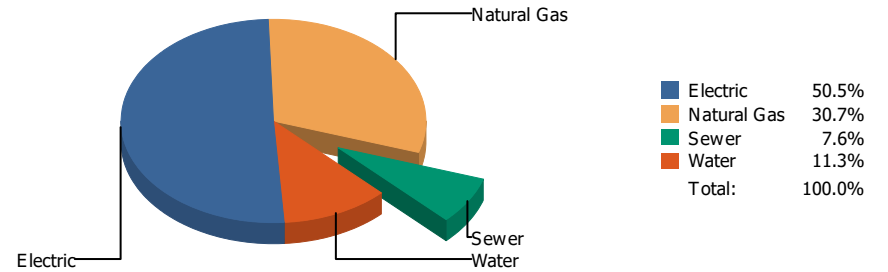


Commodity	Common Use	Energy Use	Energy Use / Area	Total Cost	Cost / Unit	Cost / Area
Place: [OCC-CTR] OCCUPATIONAL CTR. [BUILDING]						
Area: 11,845 SqFt						
Billing Period: Mar 2022						
ELECTRIC	6,000.00 kWh	20,472 KBtu	1.728 KBtu/SqFt	\$593.96	\$0.099 /kWh	\$0.050 /SqFt
NATURALGAS	1,439.00 CCF	148,217 KBtu	12.513 KBtu/SqFt	\$1,520.61	\$1.057 /CCF	\$0.128 /SqFt
SEWER	1.00 CCF			\$99.38	\$99.380 /CCF	\$0.008 /SqFt
WATER	29.00 CCF			\$225.76	\$7.785 /CCF	\$0.019 /SqFt
Totals:		168,689 KBtu	14.241 KBtu/SqFt	\$2,439.71		

Energy

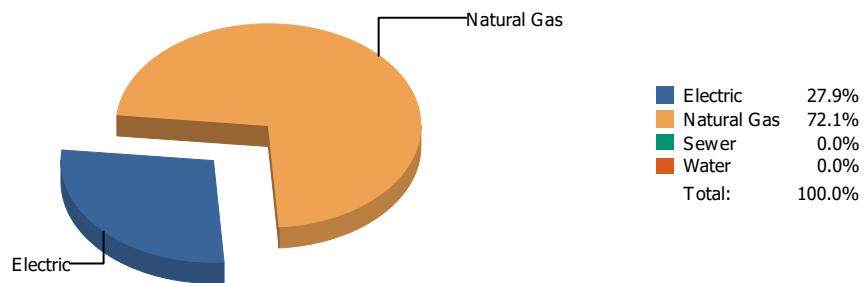


Cost

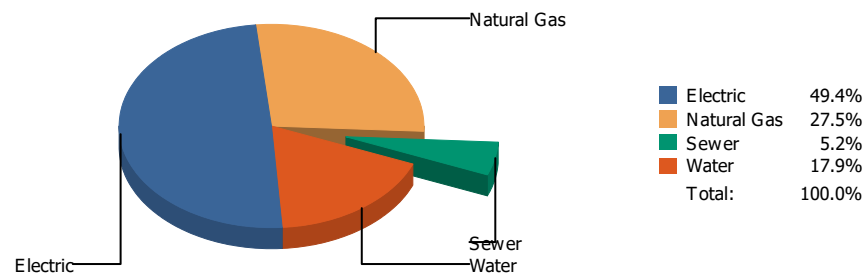


Commodity	Common Use	Energy Use	Energy Use / Area	Total Cost	Cost / Unit	Cost / Area
Place: [PARK] PARK 134 [BUILDING]						
Area: 63,609 SqFt						
Billing Period: Mar 2022						
ELECTRIC	33,676.00 kWh	114,903 KBtu	1.806 KBtu/SqFt	\$4,214.45	\$0.125 /kWh	\$0.066 /SqFt
NATURALGAS	2,358.00 CCF	242,874 KBtu	3.818 KBtu/SqFt	\$2,562.15	\$1.087 /CCF	\$0.040 /SqFt
SEWER	117.00 CCF			\$632.06	\$5.402 /CCF	\$0.010 /SqFt
WATER	215.00 CCF			\$941.95	\$4.381 /CCF	\$0.015 /SqFt
Totals:		357,777 KBtu	5.625 KBtu/SqFt	\$8,350.61		

Energy

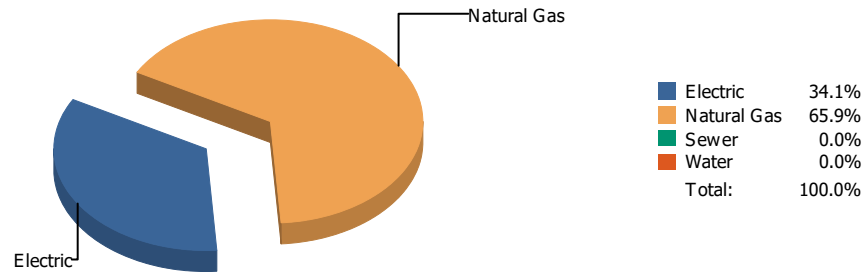


Cost

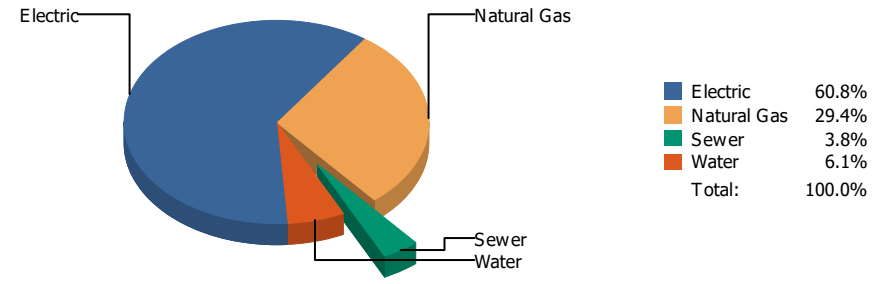


Commodity	Common Use	Energy Use	Energy Use / Area	Total Cost	Cost / Unit	Cost / Area
Place: [PAUL-MORENO_1] PAUL MORENO 167 [BUILDING]						
Area: 87,824 SqFt						
Billing Period: Mar 2022						
ELECTRIC	26,000.00 kWh	88,712 KBtu	1.010 KBtu/SqFt	\$4,378.72	\$0.168 /kWh	\$0.050 /SqFt
NATURALGAS	2,224.00 CCF	229,072 KBtu	2.608 KBtu/SqFt	\$2,435.60	\$1.095 /CCF	\$0.028 /SqFt
SEWER	39.00 CCF			\$463.48	\$11.884 /CCF	\$0.005 /SqFt
WATER	336.00 CCF			\$1,584.00	\$4.714 /CCF	\$0.018 /SqFt
Totals:		317,784 KBtu	3.618 KBtu/SqFt	\$8,861.80		

Energy

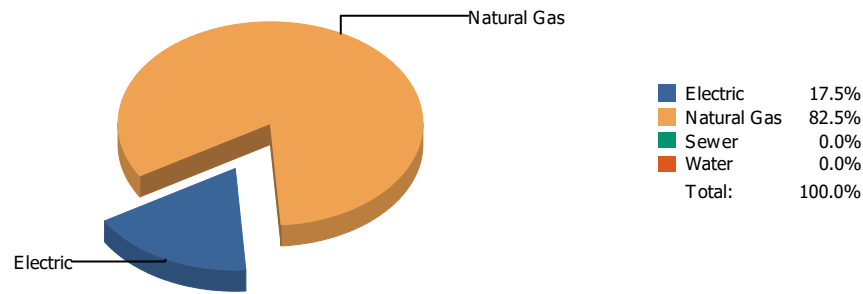


Cost

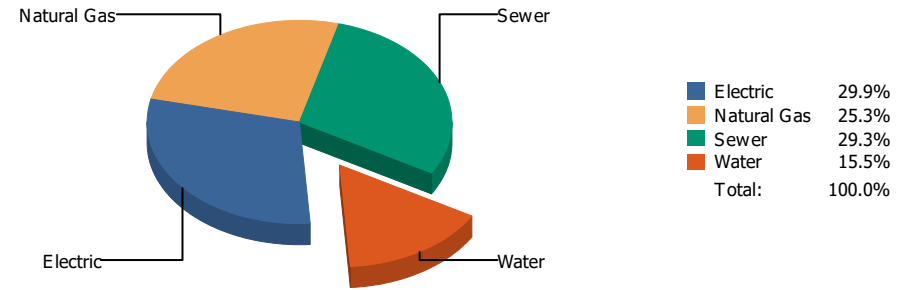


Commodity	Common Use	Energy Use	Energy Use / Area	Total Cost	Cost / Unit	Cost / Area
Place: [POLK] POLK 159 [BUILDING]						
Area: 67,321 SqFt						
Billing Period: Mar 2022						
ELECTRIC	42,340.00 kWh	144,464 KBtu	2.146 KBtu/SqFt	\$5,972.01	\$0.141 /kWh	\$0.089 /SqFt
NATURALGAS	2,710.00 CCF	279,130 KBtu	4.146 KBtu/SqFt	\$2,886.46	\$1.065 /CCF	\$0.043 /SqFt
SEWER	42.00 CCF			\$374.06	\$8.906 /CCF	\$0.006 /SqFt
WATER	128.00 CCF			\$597.45	\$4.668 /CCF	\$0.009 /SqFt
Totals:		423,594 KBtu	6.292 KBtu/SqFt	\$9,829.98		

Energy

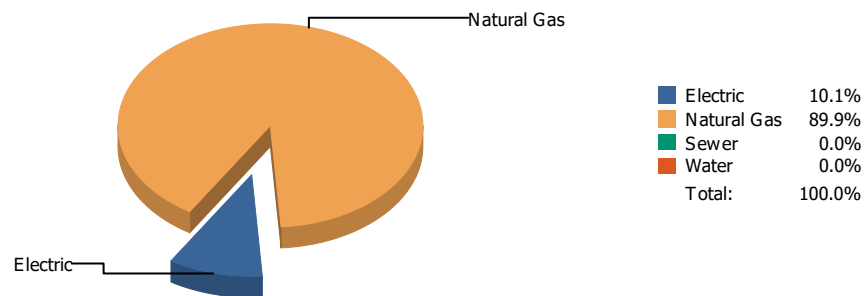


Cost

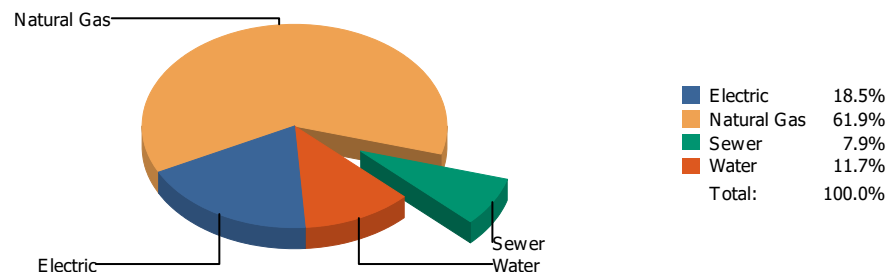


Commodity	Common Use	Energy Use	Energy Use / Area	Total Cost	Cost / Unit	Cost / Area
Place: [POWELL_2] POWELL 175 [BUILDING]						
Area: 79,770 SqFt						
Billing Period: Mar 2022						
ELECTRIC	26,280.00 kWh	89,667 KBtu	1.124 KBtu/SqFt	\$4,314.48	\$0.164 /kWh	\$0.054 /SqFt
NATURALGAS	4,103.00 CCF	422,609 KBtu	5.298 KBtu/SqFt	\$3,662.84	\$0.893 /CCF	\$0.046 /SqFt
SEWER	226.00 CCF			\$4,228.99	\$18.712 /CCF	\$0.053 /SqFt
WATER	448.00 CCF			\$2,242.87	\$5.006 /CCF	\$0.028 /SqFt
Totals:		512,276 KBtu	6.422 KBtu/SqFt	\$14,449.18		

Energy

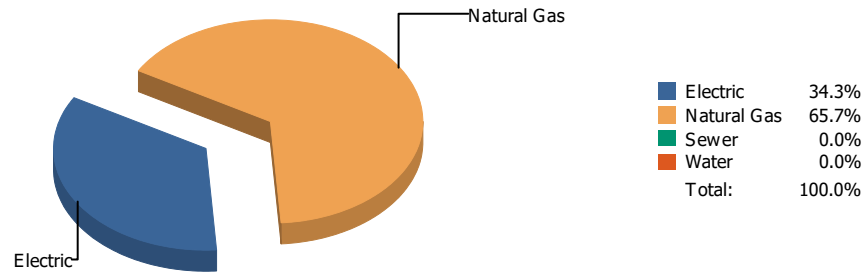


Cost

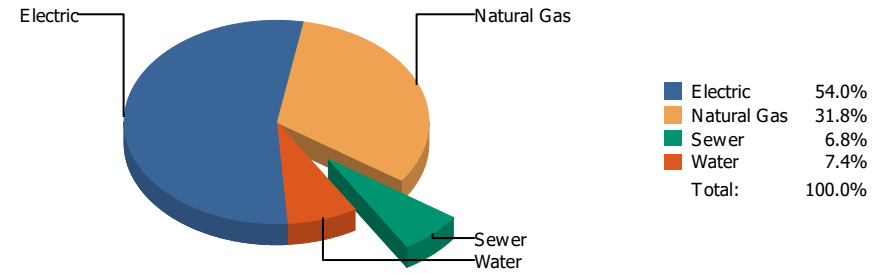


Commodity	Common Use	Energy Use	Energy Use / Area	Total Cost	Cost / Unit	Cost / Area
Place: [PROFESSIONAL-DEV] EPISD PROF DEVELOPMENT CENTER931 [BUILDING]						
Area: 18,400 SqFt						
Billing Period: Mar 2022						
ELECTRIC	5,720.00 kWh	19,517 KBtu	1.061 KBtu/SqFt	\$521.20	\$0.091 /kWh	\$0.028 /SqFt
NATURALGAS	1,680.00 CCF	173,040 KBtu	9.404 KBtu/SqFt	\$1,740.87	\$1.036 /CCF	\$0.095 /SqFt
SEWER	50.00 CCF			\$221.39	\$4.428 /CCF	\$0.012 /SqFt
WATER	77.00 CCF			\$329.16	\$4.275 /CCF	\$0.018 /SqFt
Totals:		192,557 KBtu	10.465 KBtu/SqFt	\$2,812.62		

Energy

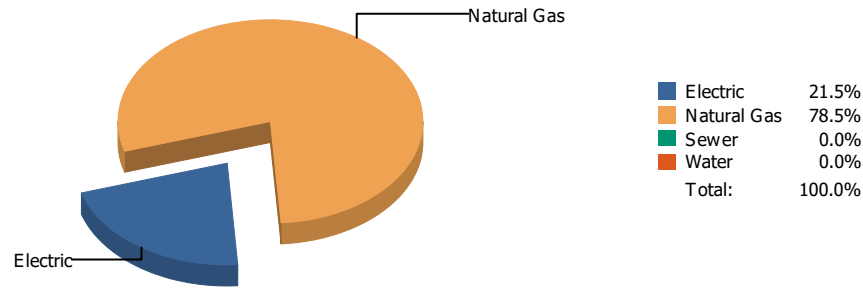


Cost

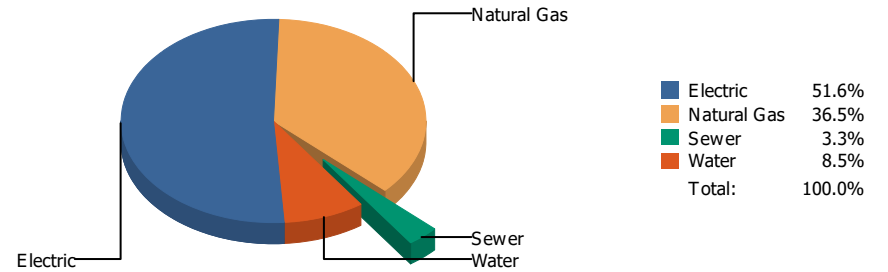


Commodity	Common Use	Energy Use	Energy Use / Area	Total Cost	Cost / Unit	Cost / Area
Place: [PUTNAM] PUTNAM 135 [BUILDING]						
Area: 61,978 SqFt						
Billing Period: Mar 2022						
ELECTRIC	31,421.00 kWh	107,208 KBtu	1.730 KBtu/SqFt	\$3,782.78	\$0.120 /kWh	\$0.061 /SqFt
NATURALGAS	1,990.00 CCF	204,970 KBtu	3.307 KBtu/SqFt	\$2,227.21	\$1.119 /CCF	\$0.036 /SqFt
SEWER	83.00 CCF			\$473.50	\$5.705 /CCF	\$0.008 /SqFt
WATER	122.00 CCF			\$520.84	\$4.269 /CCF	\$0.008 /SqFt
Totals:		312,178 KBtu	5.037 KBtu/SqFt	\$7,004.33		

Energy

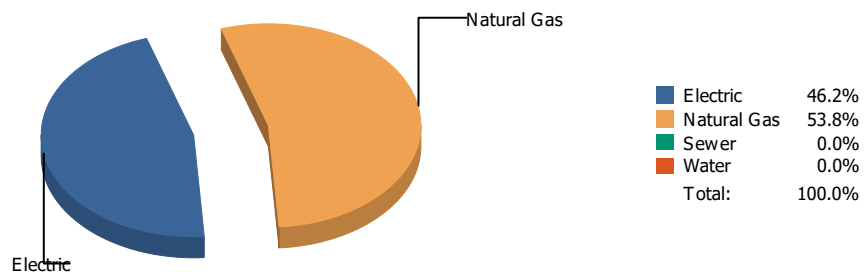


Cost

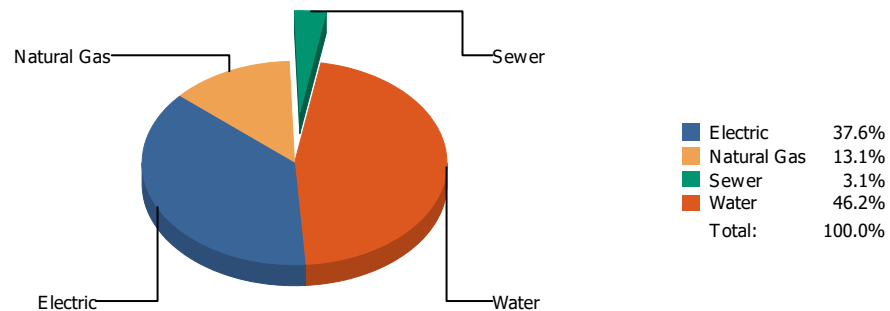


Commodity	Common Use	Energy Use	Energy Use / Area	Total Cost	Cost / Unit	Cost / Area
Place: [RICHARDS] RICHARDSON [BUILDING]						
Area: 115,872 SqFt						
Billing Period: Mar 2022						
ELECTRIC	34,800.00 kWh	118,738 KBtu	1.025 KBtu/SqFt	\$5,735.11	\$0.165 /kWh	\$0.049 /SqFt
NATURALGAS	4,221.00 CCF	434,763 KBtu	3.752 KBtu/SqFt	\$4,057.86	\$0.961 /CCF	\$0.035 /SqFt
SEWER	41.00 CCF			\$371.57	\$9.063 /CCF	\$0.003 /SqFt
WATER	128.00 CCF			\$944.77	\$7.381 /CCF	\$0.008 /SqFt
Totals:		553,501 KBtu	4.777 KBtu/SqFt	\$11,109.31		

Energy

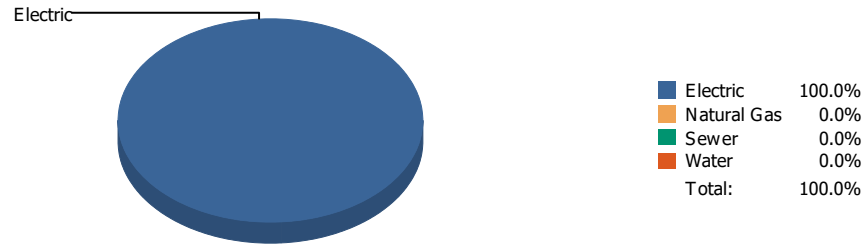


Cost

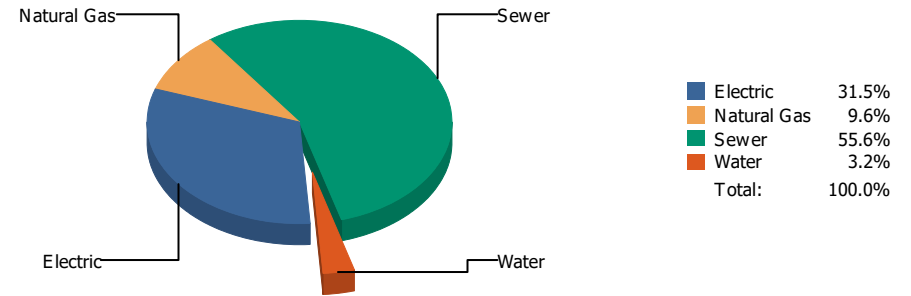


Commodity	Common Use	Energy Use	Energy Use / Area	Total Cost	Cost / Unit	Cost / Area
Place: [RIVERA] RIVERA 156 [BUILDING]						
Area: 77,562 SqFt						
Billing Period: Mar 2022						
ELECTRIC	48,502.00 kWh	165,489 KBtu	2.134 KBtu/SqFt	\$6,101.90	\$0.126 /kWh	\$0.079 /SqFt
NATURALGAS	1,874.00 CCF	193,022 KBtu	2.489 KBtu/SqFt	\$2,116.85	\$1.130 /CCF	\$0.027 /SqFt
SEWER	44.00 CCF			\$500.96	\$11.385 /CCF	\$0.006 /SqFt
WATER	907.00 CCF			\$7,498.10	\$8.267 /CCF	\$0.097 /SqFt
Totals:		358,511 KBtu	4.622 KBtu/SqFt	\$16,217.81		

Energy

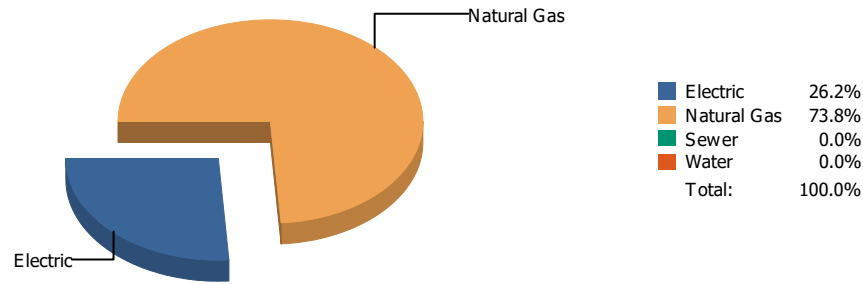


Cost

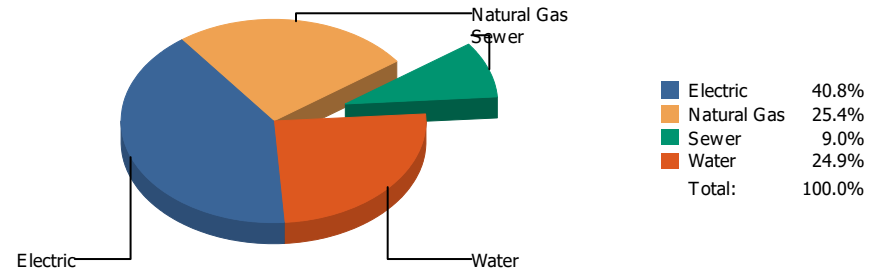


Commodity	Common Use	Energy Use	Energy Use / Area	Total Cost	Cost / Unit	Cost / Area
Place: [ROBERTS] ROBERTS 136 [BUILDING]						
Area: 81,457 SqFt						
Billing Period: Mar 2022						
ELECTRIC	7,440.00 kWh	25,385 KBtu	0.312 KBtu/SqFt	\$636.76	\$0.086 /kWh	\$0.008 /SqFt
NATURALGAS	0.00 CCF	0 KBtu	0.000 KBtu/SqFt	\$194.75	\$0.000 /CCF	\$0.002 /SqFt
SEWER	343.00 CCF			\$1,123.55	\$3.276 /CCF	\$0.014 /SqFt
WATER	0.00 CCF			\$64.57	\$0.000 /CCF	\$0.001 /SqFt
Totals:		25,385 KBtu	0.312 KBtu/SqFt	\$2,019.63		

Energy

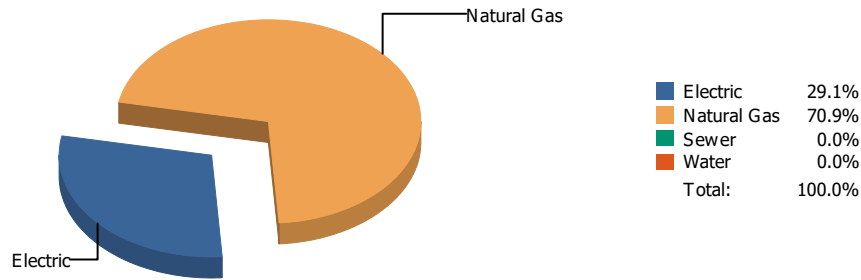


Cost

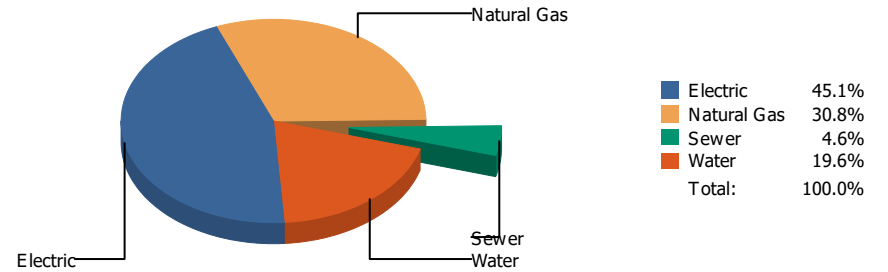


Commodity	Common Use	Energy Use	Energy Use / Area	Total Cost	Cost / Unit	Cost / Area
Place: [ROSS] ROSS 042 [BUILDING]						
Area: 131,497 SqFt						
Billing Period: Mar 2022						
ELECTRIC	34,417.00 kWh	117,431 KBtu	0.893 KBtu/SqFt	\$5,040.09	\$0.146 /kWh	\$0.038 /SqFt
NATURALGAS	3,208.00 CCF	330,424 KBtu	2.513 KBtu/SqFt	\$3,137.29	\$0.978 /CCF	\$0.024 /SqFt
SEWER	336.00 CCF			\$1,106.12	\$3.292 /CCF	\$0.008 /SqFt
WATER	777.00 CCF			\$3,074.69	\$3.957 /CCF	\$0.023 /SqFt
Totals:		447,855 KBtu	3.406 KBtu/SqFt	\$12,358.19		

Energy

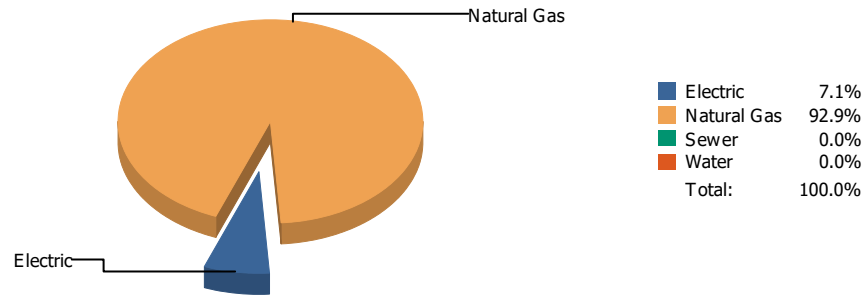


Cost

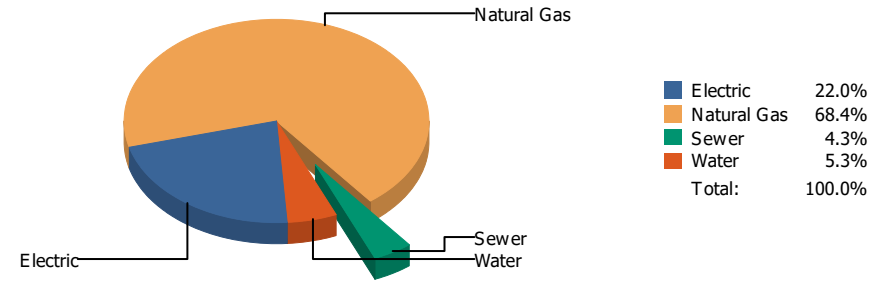


Commodity	Common Use	Energy Use	Energy Use / Area	Total Cost	Cost / Unit	Cost / Area
Place: [RUSK] RUSK 138 [BUILDING]						
Area: 67,240 SqFt						
Billing Period: Mar 2022						
ELECTRIC	20,141.00 kWh	68,721 KBtu	1.022 KBtu/SqFt	\$2,772.17	\$0.138 /kWh	\$0.041 /SqFt
NATURALGAS	1,629.00 CCF	167,787 KBtu	2.495 KBtu/SqFt	\$1,891.12	\$1.161 /CCF	\$0.028 /SqFt
SEWER	15.00 CCF			\$281.19	\$18.746 /CCF	\$0.004 /SqFt
WATER	165.00 CCF			\$1,202.52	\$7.288 /CCF	\$0.018 /SqFt
Totals:		236,508 KBtu	3.517 KBtu/SqFt	\$6,147.00		

Energy



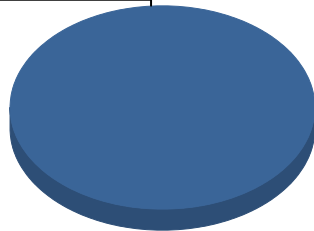
Cost



Commodity	Common Use	Energy Use	Energy Use / Area	Total Cost	Cost / Unit	Cost / Area
Place: [SAN-JAC] SAN JACINTO 139 [BUILDING]						
Area: 29,589 SqFt						
Billing Period: Mar 2022						
ELECTRIC	5,600.00 kWh	19,107 KBtu	0.646 KBtu/SqFt	\$784.41	\$0.140 /kWh	\$0.027 /SqFt
NATURALGAS	2,444.00 CCF	251,732 KBtu	8.508 KBtu/SqFt	\$2,439.33	\$0.998 /CCF	\$0.082 /SqFt
SEWER	12.00 CCF			\$151.80	\$12.650 /CCF	\$0.005 /SqFt
WATER	22.00 CCF			\$188.78	\$8.581 /CCF	\$0.006 /SqFt
Totals:		270,839 KBtu	9.153 KBtu/SqFt	\$3,564.32		

Energy

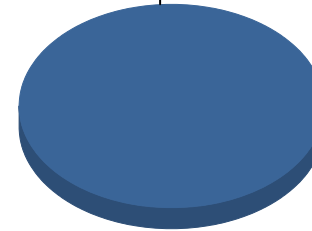
Electric



■ Electric 100.0%
Total: 100.0%

Cost

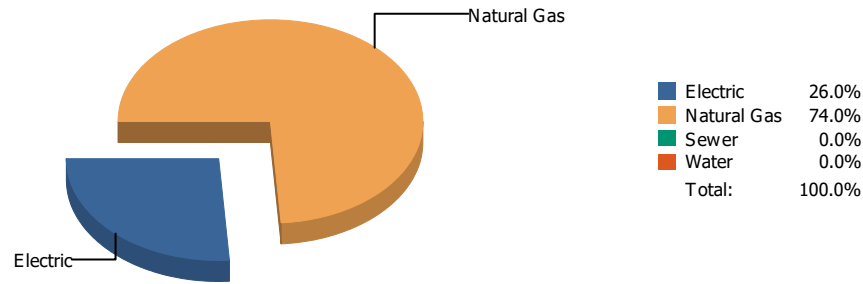
Electric



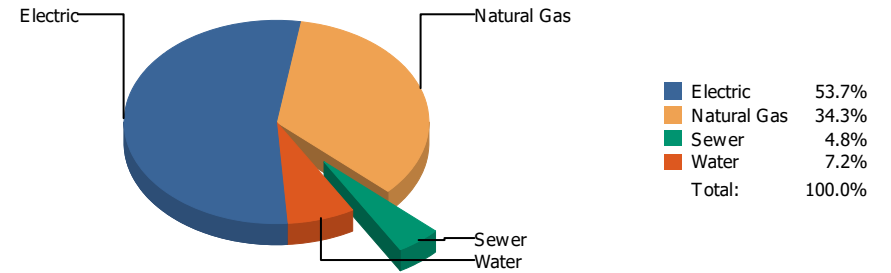
■ Electric 100.0%
Total: 100.0%

Commodity	Common Use	Energy Use	Energy Use / Area	Total Cost	Cost / Unit	Cost / Area
Place: [SCHUSTER] SCHUSTER 140 [BUILDING]						
Area: 34,371 SqFt						
Billing Period: Mar 2022						
ELECTRIC	80.00 kWh	273 KBtu	0.008 KBtu/SqFt	\$201.39	\$2.517 /kWh	\$0.006 /SqFt
Totals:		273 KBtu	0.008 KBtu/SqFt	\$201.39		

Energy

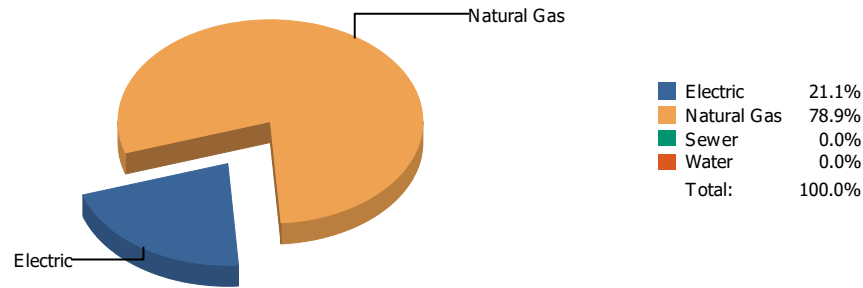


Cost

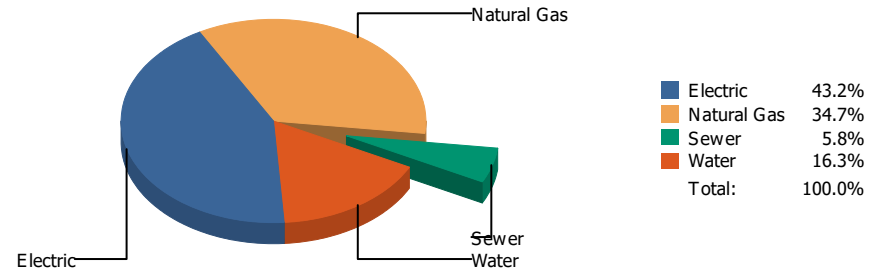


Commodity	Common Use	Energy Use	Energy Use / Area	Total Cost	Cost / Unit	Cost / Area
Place: [STANTON] STANTON 141 [BUILDING]						
Area: 75,957 SqFt						
Billing Period: Mar 2022						
ELECTRIC	19,731.00 kWh	67,322 KBtu	0.886 KBtu/SqFt	\$3,300.82	\$0.167 /kWh	\$0.043 /SqFt
NATURALGAS	1,863.00 CCF	191,889 KBtu	2.526 KBtu/SqFt	\$2,107.46	\$1.131 /CCF	\$0.028 /SqFt
SEWER	30.00 CCF			\$293.51	\$9.784 /CCF	\$0.004 /SqFt
WATER	86.00 CCF			\$444.19	\$5.165 /CCF	\$0.006 /SqFt
Totals:		259,211 KBtu	3.413 KBtu/SqFt	\$6,145.98		

Energy

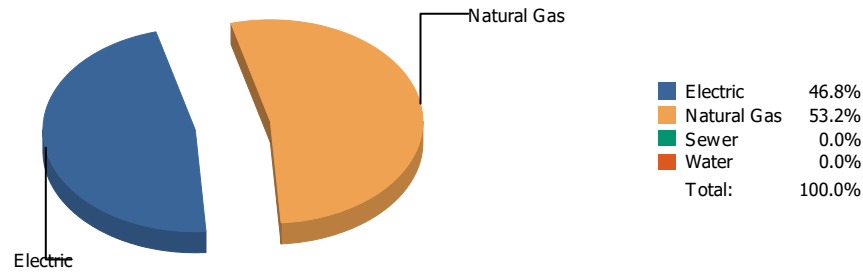


Cost

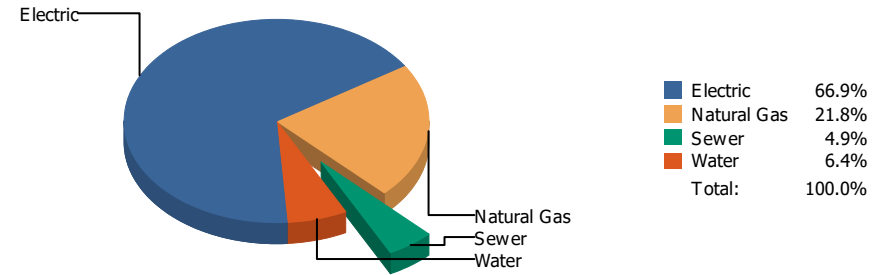


Commodity	Common Use	Energy Use	Energy Use / Area	Total Cost	Cost / Unit	Cost / Area
Place: [SUNRISEMOUNT] SUNRISE MOUNTAIN ELEMENTARY 150 [BUILDING]						
Area: 78,368 SqFt						
Billing Period: Mar 2022						
ELECTRIC	22,010.00 kWh	75,098 KBtu	0.958 KBtu/SqFt	\$3,344.36	\$0.152 /kWh	\$0.043 /SqFt
NATURALGAS	2,723.00 CCF	280,469 KBtu	3.579 KBtu/SqFt	\$2,690.70	\$0.988 /CCF	\$0.034 /SqFt
SEWER	32.00 CCF			\$446.05	\$13.939 /CCF	\$0.006 /SqFt
WATER	168.00 CCF			\$1,263.24	\$7.519 /CCF	\$0.016 /SqFt
Totals:		355,567 KBtu	4.537 KBtu/SqFt	\$7,744.35		

Energy

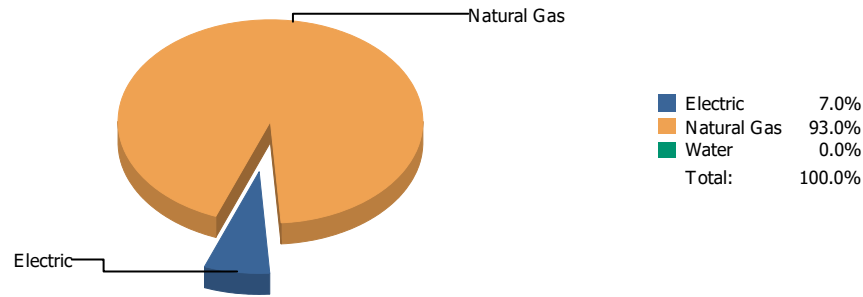


Cost

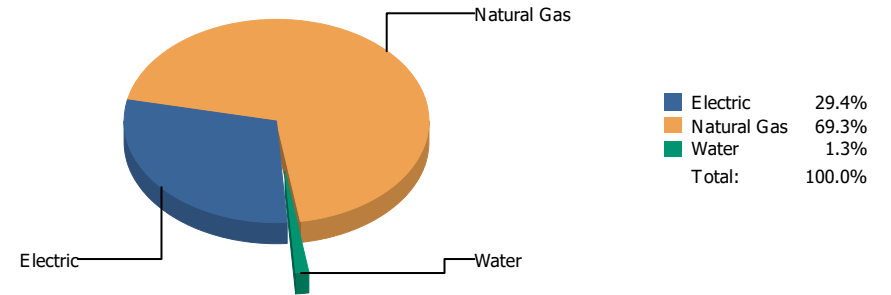


Commodity	Common Use	Energy Use	Energy Use / Area	Total Cost	Cost / Unit	Cost / Area
Place: [SUNSET-HIGH_1] TECHNOLOGY SERVICES [BUILDING]						
Area: 33,263 SqFt						
Billing Period: Mar 2022						
ELECTRIC	20,200.00 kWh	68,922 KBtu	2.072 KBtu/SqFt	\$2,762.58	\$0.137 /kWh	\$0.083 /SqFt
NATURALGAS	760.00 CCF	78,280 KBtu	2.353 KBtu/SqFt	\$898.88	\$1.183 /CCF	\$0.027 /SqFt
SEWER	32.00 CCF			\$201.60	\$6.300 /CCF	\$0.006 /SqFt
WATER	51.00 CCF			\$264.76	\$5.191 /CCF	\$0.008 /SqFt
Totals:		147,202 KBtu	4.425 KBtu/SqFt	\$4,127.82		

Energy

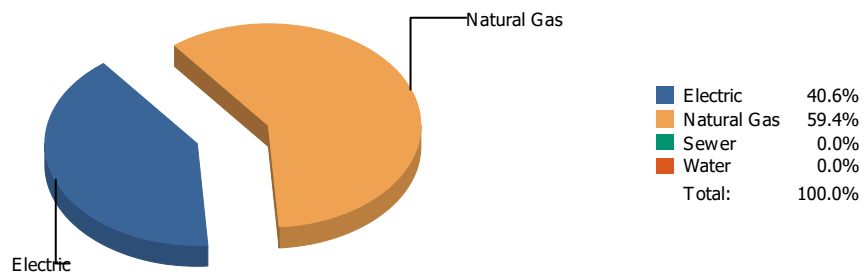


Cost

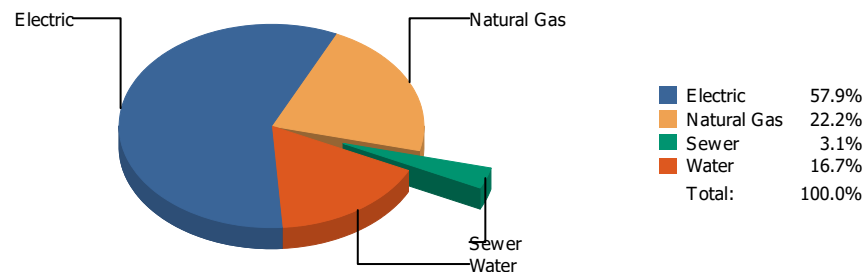


Commodity	Common Use	Energy Use	Energy Use / Area	Total Cost	Cost / Unit	Cost / Area
Place: [TERRACE] TERRACE HILLS 048 [BUILDING]						
Area: 138,021 SqFt						
Billing Period: Mar 2022						
ELECTRIC	7,950.00 kWh	27,125 KBtu	0.197 KBtu/SqFt	\$1,449.29	\$0.182 /kWh	\$0.011 /SqFt
NATURALGAS	3,520.00 CCF	362,560 KBtu	2.627 KBtu/SqFt	\$3,418.52	\$0.971 /CCF	\$0.025 /SqFt
WATER	0.00 CCF			\$66.14	\$0.000 /CCF	\$0.000 /SqFt
Totals:		389,685 KBtu	2.823 KBtu/SqFt	\$4,933.95		

Energy

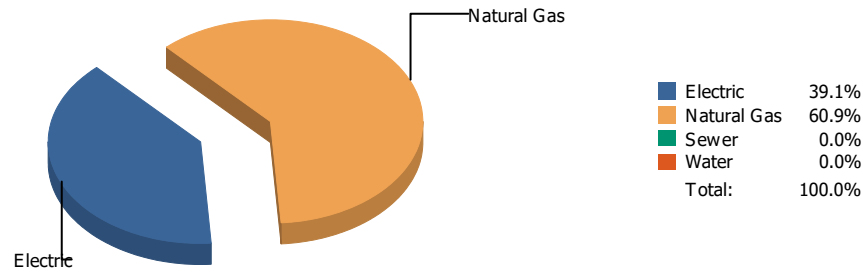


Cost

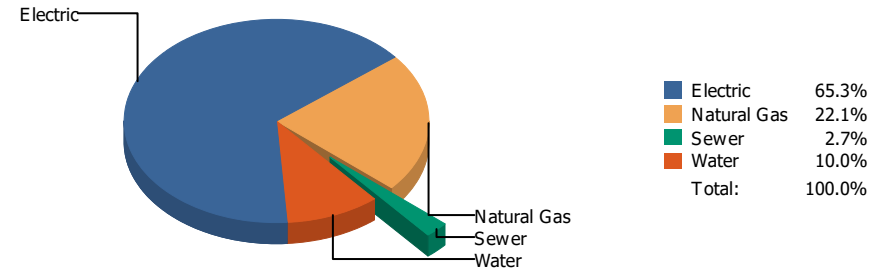


Commodity	Common Use	Energy Use	Energy Use / Area	Total Cost	Cost / Unit	Cost / Area
Place: [TIPPENELEMENTARY] TIPPIN ELEMENTARY 168 [BUILDING]						
Area: 88,360 SqFt						
Billing Period: Mar 2022						
ELECTRIC	72,120.00 kWh	246,073 KBtu	2.785 KBtu/SqFt	\$8,886.00	\$0.123 /kWh	\$0.101 /SqFt
NATURALGAS	3,497.00 CCF	360,191 KBtu	4.076 KBtu/SqFt	\$3,401.66	\$0.973 /CCF	\$0.038 /SqFt
SEWER	85.00 CCF			\$481.13	\$5.660 /CCF	\$0.005 /SqFt
WATER	407.00 CCF			\$2,568.95	\$6.312 /CCF	\$0.029 /SqFt
Totals:		606,264 KBtu	6.861 KBtu/SqFt	\$15,337.74		

Energy

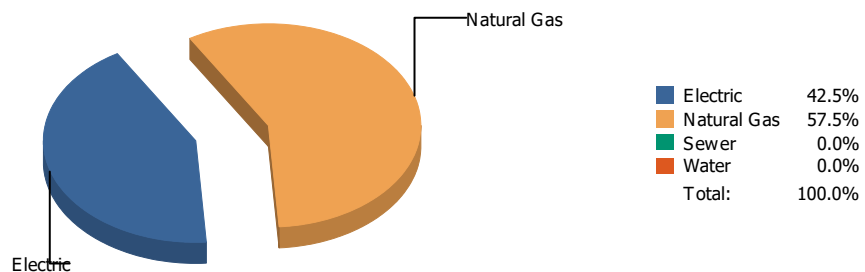


Cost

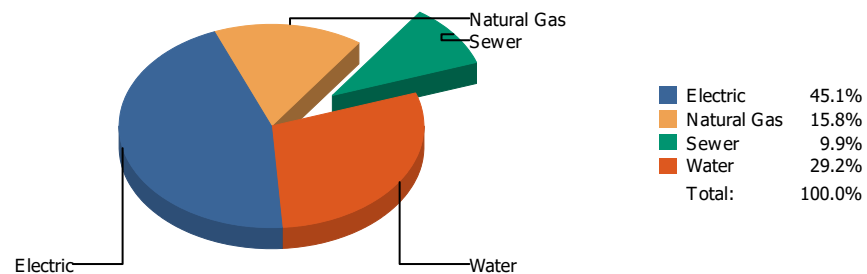


Commodity	Common Use	Energy Use	Energy Use / Area	Total Cost	Cost / Unit	Cost / Area
Place: [TOMLEA_2] TOM LEA 178 [BUILDING]						
Area: 88,828 SqFt						
Billing Period: Mar 2022						
ELECTRIC	64,920.00 kWh	221,507 KBtu	2.494 KBtu/SqFt	\$9,658.46	\$0.149 /kWh	\$0.109 /SqFt
NATURALGAS	3,350.00 CCF	345,050 KBtu	3.884 KBtu/SqFt	\$3,262.94	\$0.974 /CCF	\$0.037 /SqFt
SEWER	50.00 CCF			\$393.98	\$7.880 /CCF	\$0.004 /SqFt
WATER	227.00 CCF			\$1,471.58	\$6.483 /CCF	\$0.016 /SqFt
Totals:		566,557 KBtu	6.378 KBtu/SqFt	\$14,786.96		

Energy

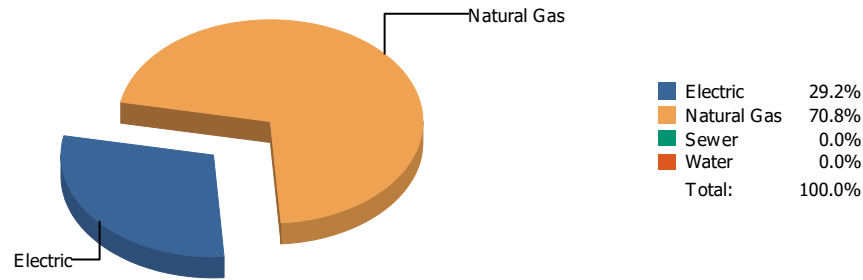


Cost

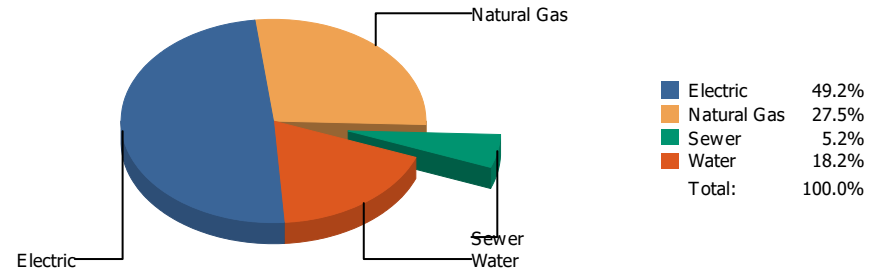


Commodity	Common Use	Energy Use	Energy Use / Area	Total Cost	Cost / Unit	Cost / Area
Place: [TORRES] TORRES 158 [BUILDING]						
Area: 59,142 SqFt						
Billing Period: Mar 2022						
ELECTRIC	37,600.00 kWh	128,291 KBtu	2.169 KBtu/SqFt	\$5,156.55	\$0.137 /kWh	\$0.087 /SqFt
NATURALGAS	1,684.00 CCF	173,452 KBtu	2.933 KBtu/SqFt	\$1,802.53	\$1.070 /CCF	\$0.030 /SqFt
SEWER	122.00 CCF			\$1,126.43	\$9.233 /CCF	\$0.019 /SqFt
WATER	450.00 CCF			\$3,338.95	\$7.420 /CCF	\$0.056 /SqFt
Totals:		301,743 KBtu	5.102 KBtu/SqFt	\$11,424.46		

Energy

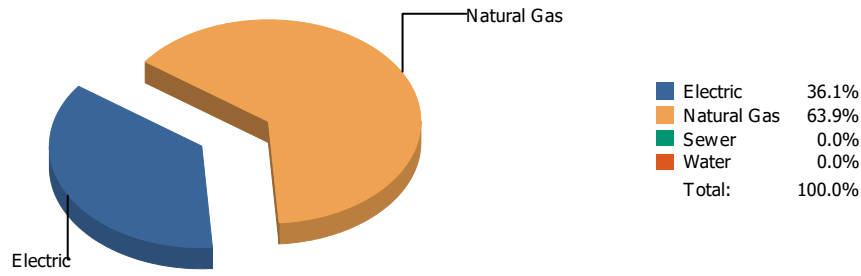


Cost

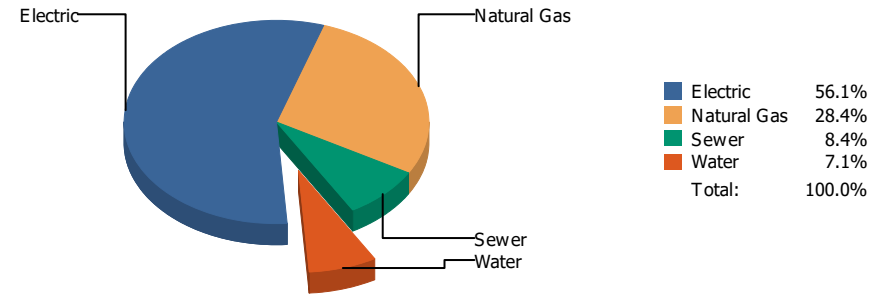


Commodity	Common Use	Energy Use	Energy Use / Area	Total Cost	Cost / Unit	Cost / Area
Place: [TRAVIS] TRAVIS 143 [BUILDING]						
Area: 78,925 SqFt						
Billing Period: Mar 2022						
ELECTRIC	18,123.00 kWh	61,836 KBtu	0.783 KBtu/SqFt	\$2,752.51	\$0.152 /kWh	\$0.035 /SqFt
NATURALGAS	1,459.00 CCF	150,277 KBtu	1.904 KBtu/SqFt	\$1,537.10	\$1.054 /CCF	\$0.019 /SqFt
SEWER	29.00 CCF			\$291.02	\$10.035 /CCF	\$0.004 /SqFt
WATER	260.00 CCF			\$1,015.94	\$3.907 /CCF	\$0.013 /SqFt
Totals:		212,113 KBtu	2.688 KBtu/SqFt	\$5,596.57		

Energy

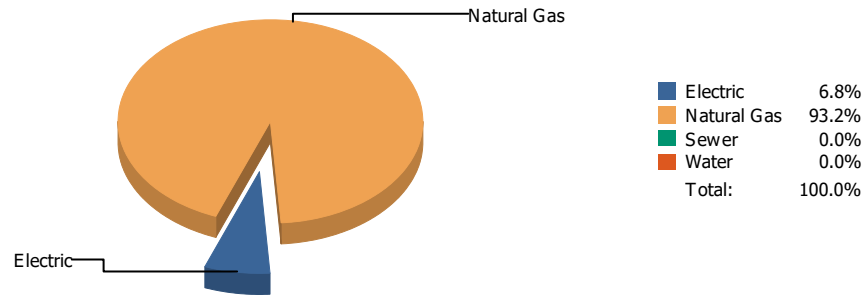


Cost

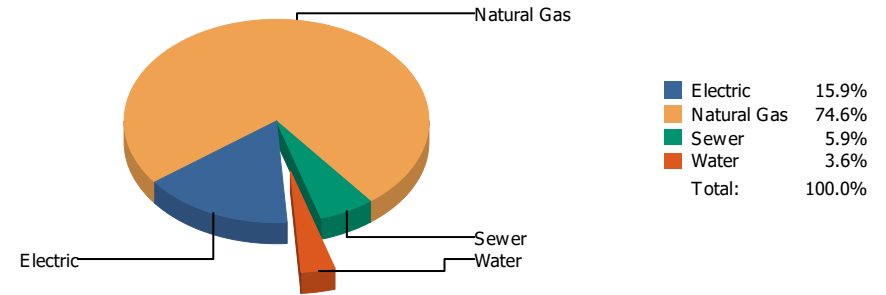


Commodity	Common Use	Energy Use	Energy Use / Area	Total Cost	Cost / Unit	Cost / Area
Place: [VILAS] VILAS 144 [BUILDING]						
Area: 66,992 SqFt						
Billing Period: Mar 2022						
ELECTRIC	34,120.00 kWh	116,417 KBtu	1.738 KBtu/SqFt	\$4,814.85	\$0.141 /kWh	\$0.072 /SqFt
NATURALGAS	1,998.00 CCF	205,794 KBtu	3.072 KBtu/SqFt	\$2,435.22	\$1.219 /CCF	\$0.036 /SqFt
SEWER	92.00 CCF			\$716.76	\$7.791 /CCF	\$0.010 /SqFt
WATER	72.00 CCF			\$610.04	\$8.473 /CCF	\$0.009 /SqFt
Totals:		322,211 KBtu	4.810 KBtu/SqFt	\$8,576.87		

Energy



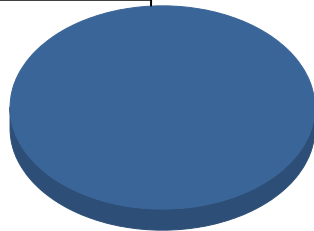
Cost



Commodity	Common Use	Energy Use	Energy Use / Area	Total Cost	Cost / Unit	Cost / Area
Place: [WAINWRIG] WAINWRIGHT 145 [BUILDING]						
Area: 38,227 SqFt						
Billing Period: Mar 2022						
ELECTRIC	7,787.00 kWh	26,569 KBtu	0.695 KBtu/SqFt	\$770.07	\$0.099 /kWh	\$0.020 /SqFt
NATURALGAS	3,509.00 CCF	361,427 KBtu	9.455 KBtu/SqFt	\$3,611.40	\$1.029 /CCF	\$0.094 /SqFt
SEWER	17.00 CCF			\$286.17	\$16.834 /CCF	\$0.007 /SqFt
WATER	6.00 CCF			\$174.84	\$29.140 /CCF	\$0.005 /SqFt
Totals:		387,996 KBtu	10.150 KBtu/SqFt	\$4,842.48		

Energy

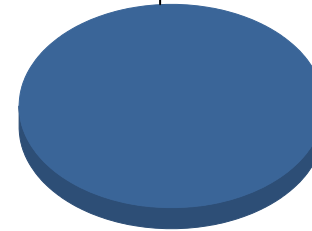
Electric



■ Electric 100.0%
Total: 100.0%

Cost

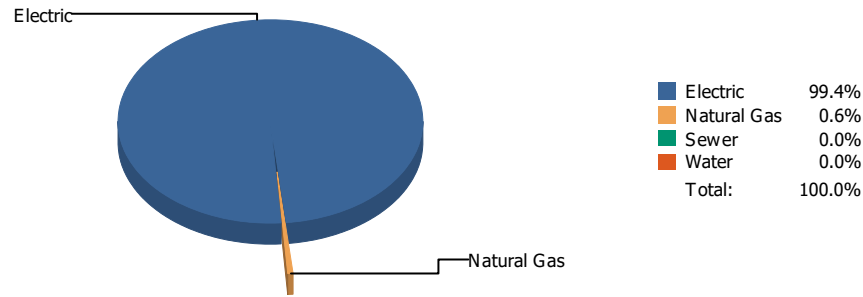
Electric



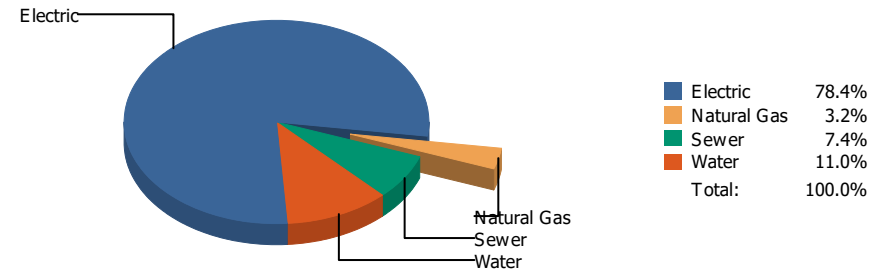
■ Electric 100.0%
Total: 100.0%

Commodity	Common Use	Energy Use	Energy Use / Area	Total Cost	Cost / Unit	Cost / Area
Place: [WESTSIDE] WESTSIDE TRANSPORTATION 951 [BUILDING]						
Area: 4,040 SqFt						
Billing Period: Mar 2022						
ELECTRIC	2,874.00 kWh	9,806 KBtu	2.427 KBtu/SqFt	\$381.87	\$0.133 /kWh	\$0.094 /SqFt
Totals:		9,806 KBtu	2.427 KBtu/SqFt	\$381.87		

Energy

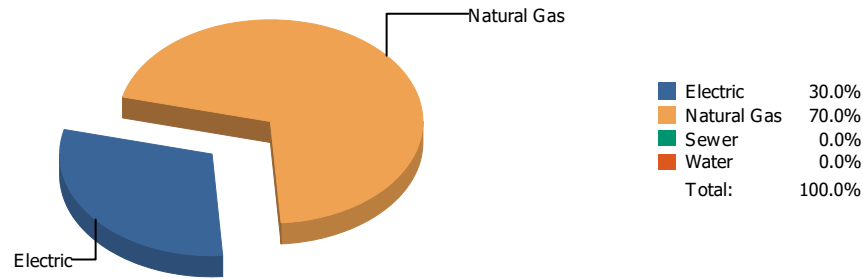


Cost

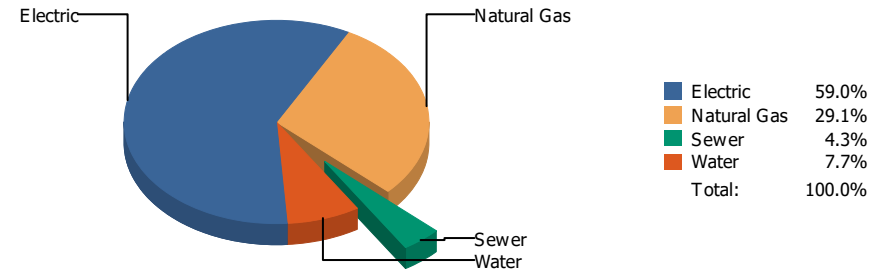


Commodity	Common Use	Energy Use	Energy Use / Area	Total Cost	Cost / Unit	Cost / Area
Place: [W-HILLS] WESTERN HILLS 146 [BUILDING]						
Area: 77,753 SqFt						
Billing Period: Mar 2022						
ELECTRIC	37,080.00 kWh	126,517 KBtu	1.627 KBtu/SqFt	\$4,913.36	\$0.133 /kWh	\$0.063 /SqFt
NATURALGAS	7.00 CCF	721 KBtu	0.009 KBtu/SqFt	\$201.29	\$28.756 /CCF	\$0.003 /SqFt
SEWER	20.00 CCF			\$464.86	\$23.243 /CCF	\$0.006 /SqFt
WATER	103.00 CCF			\$691.38	\$6.712 /CCF	\$0.009 /SqFt
Totals:		127,238 KBtu	1.636 KBtu/SqFt	\$6,270.89		

Energy

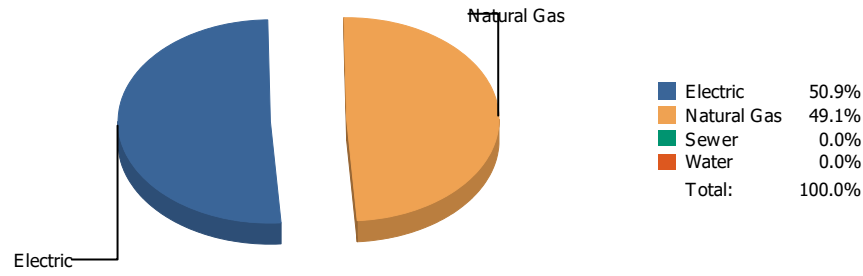


Cost

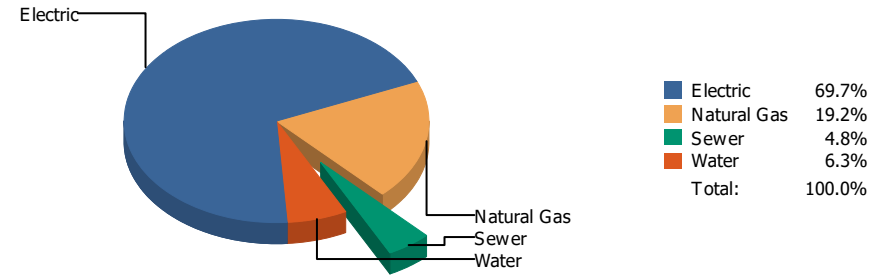


Commodity	Common Use	Energy Use	Energy Use / Area	Total Cost	Cost / Unit	Cost / Area
Place: [WHITAKER] WHITAKER 153 [BUILDING]						
Area: 89,458 SqFt						
Billing Period: Mar 2022						
ELECTRIC	39,720.00 kWh	135,525 KBtu	1.515 KBtu/SqFt	\$6,094.47	\$0.153 /kWh	\$0.068 /SqFt
NATURALGAS	3,071.00 CCF	316,313 KBtu	3.536 KBtu/SqFt	\$3,008.30	\$0.980 /CCF	\$0.034 /SqFt
SEWER	20.00 CCF			\$441.20	\$22.060 /CCF	\$0.005 /SqFt
WATER	60.00 CCF			\$792.64	\$13.211 /CCF	\$0.009 /SqFt
Totals:		451,838 KBtu	5.051 KBtu/SqFt	\$10,336.61		

Energy

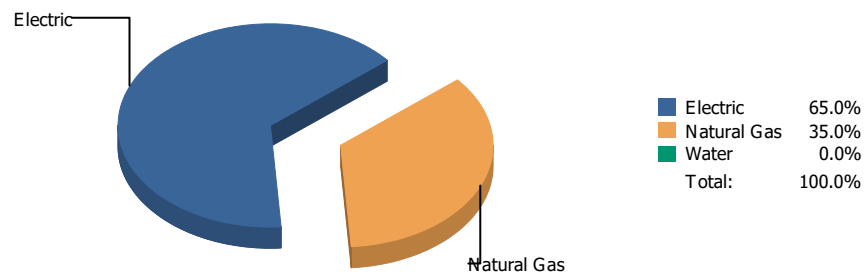


Cost

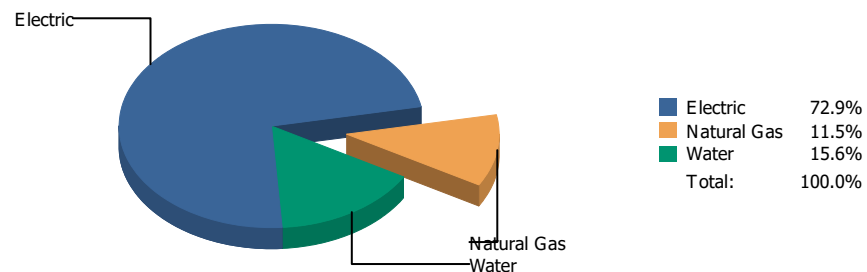


Commodity	Common Use	Energy Use	Energy Use / Area	Total Cost	Cost / Unit	Cost / Area
Place: [WHITE] ZACH WHITE ELEMENTARY NEW-1997 [BUILDING]						
Area: 92,458 SqFt						
Billing Period: Mar 2022						
ELECTRIC	41,700.00 kWh	142,280 KBtu	1.539 KBtu/SqFt	\$5,892.18	\$0.141 /kWh	\$0.064 /SqFt
NATURALGAS	1,334.00 CCF	137,402 KBtu	1.486 KBtu/SqFt	\$1,624.37	\$1.218 /CCF	\$0.018 /SqFt
SEWER	64.00 CCF			\$403.20	\$6.300 /CCF	\$0.004 /SqFt
WATER	79.00 CCF			\$536.93	\$6.797 /CCF	\$0.006 /SqFt
Totals:		279,682 KBtu	3.025 KBtu/SqFt	\$8,456.68		

Energy

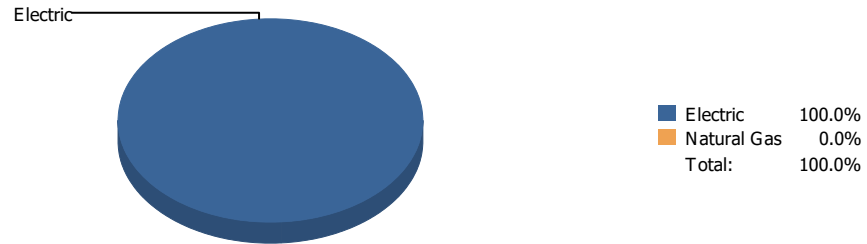


Cost

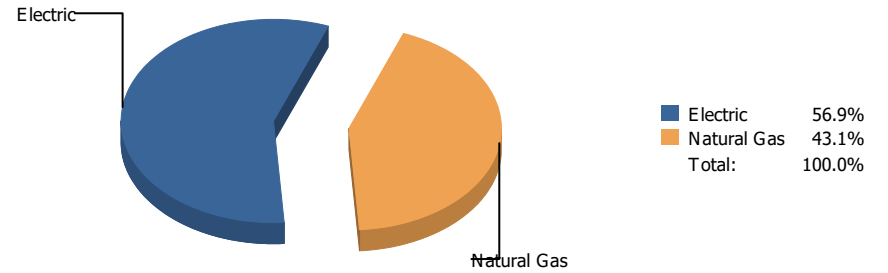


Commodity	Common Use	Energy Use	Energy Use / Area	Total Cost	Cost / Unit	Cost / Area
Place: [WIGGS] WIGGS 052 [BUILDING]						
Area: 110,689 SqFt						
Billing Period: Mar 2022						
ELECTRIC	33,480.00 kWh	114,234 KBtu	1.032 KBtu/SqFt	\$4,782.20	\$0.143 /kWh	\$0.043 /SqFt
NATURALGAS	598.00 CCF	61,594 KBtu	0.556 KBtu/SqFt	\$751.29	\$1.256 /CCF	\$0.007 /SqFt
WATER	189.00 CCF			\$1,023.69	\$5.416 /CCF	\$0.009 /SqFt
Totals:		175,828 KBtu	1.588 KBtu/SqFt	\$6,557.18		

Energy

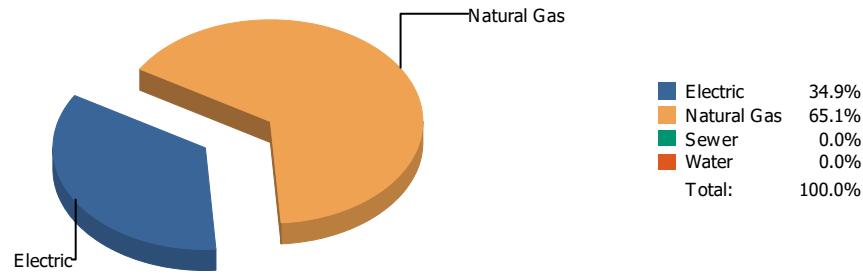


Cost

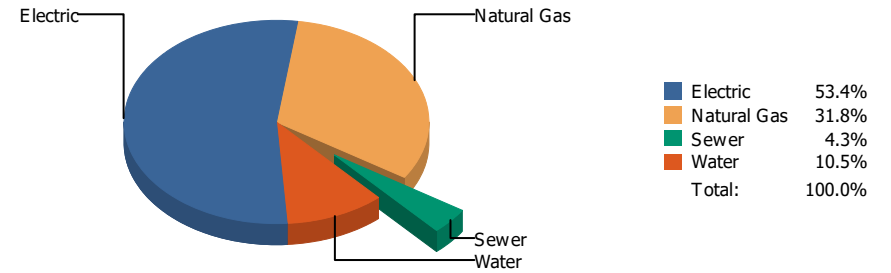


Commodity	Common Use	Energy Use	Energy Use / Area	Total Cost	Cost / Unit	Cost / Area
Place: [ZANEGREYWAREHOUSE] ZANE GREY WAREHOUSE [BUILDING]						
Area: 0 SqFt						
Billing Period: Mar 2022						
ELECTRIC	949.00 kWh	3,238 KBtu		\$256.60	\$0.270 /kWh	
NATURALGAS	0.00 CCF	0 KBtu		\$194.75	\$0.000 /CCF	
Totals:		3,238 KBtu		\$451.35		

Energy



Cost



Commodity	Common Use	Energy Use	Energy Use / Area	Total Cost	Cost / Unit	Cost / Area
Place: [ZAVALA] ZAVALA 148 [BUILDING]						
Area: 53,356 SqFt						
Billing Period: Mar 2022						
ELECTRIC	21,612.00 kWh	73,740 KBtu	1.382 KBtu/SqFt	\$2,489.84	\$0.115 /kWh	\$0.047 /SqFt
NATURALGAS	1,338.00 CCF	137,814 KBtu	2.583 KBtu/SqFt	\$1,485.46	\$1.110 /CCF	\$0.028 /SqFt
SEWER	32.00 CCF			\$201.60	\$6.300 /CCF	\$0.004 /SqFt
WATER	67.00 CCF			\$489.86	\$7.311 /CCF	\$0.009 /SqFt
Totals:		211,554 KBtu	3.965 KBtu/SqFt	\$4,666.76		

Requested by: eagarci2

Client version:

Report version: 9

Filters: Meters in Building Name: Not one of ZACH WHITE MODULAR SCHOOL 147;START SCHOOL EARLY 1 DAY VALUE;STADIUM RATE CHANGES;SKY PARK IB1;SKY PARK I 200;SKY PARK;ROOSEVELT 137;REMCON COTTAGES;PARKDALE COTTAGES 957;NORTHEAST BOOK DEPOSITORY 814;NEW COMPUTERS SINCE JUNE 1990;Lighting;HERCULES COTTAGES 141A;CANYON HILLS PORTABLES;Butterfield Trail Warehouse;BRANON COTTAGES 955 ;BLUE FLAME BLDG.;BARCELONA COTTAGES;ALL REFUNDS AND REBATES; ; Bill is Void Equals 0; Account is Active Equals 1; Bill is from External Vendor Equals 1; ; Billing Period Equals Mar 2022

Record count: 0