

elpaso

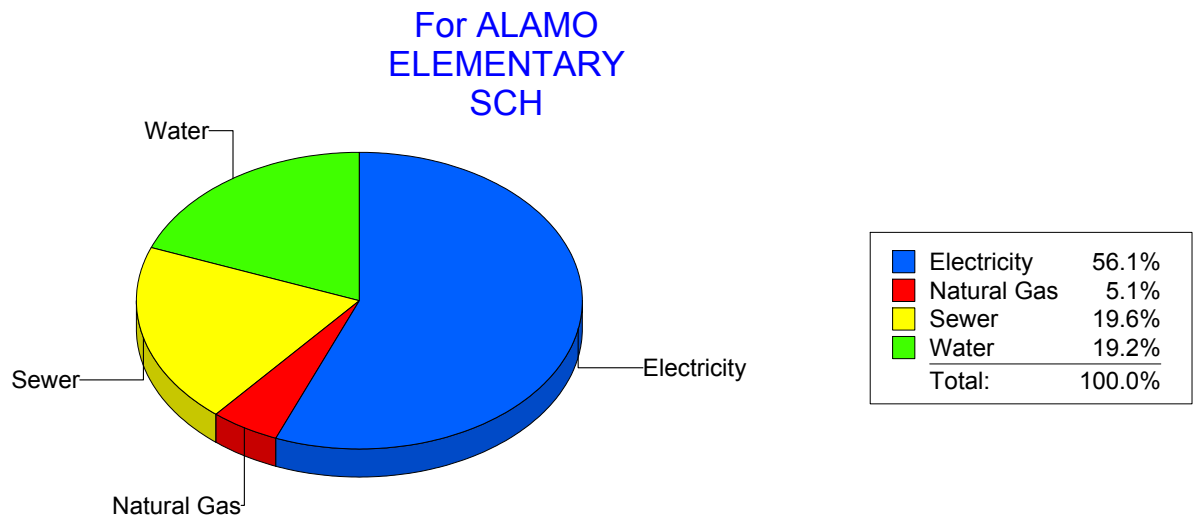
Energy CAP

Cost Avoidance Program

Cost Summary Graph

Grouped by Energy Type

Energy Type	Use	Units	Meter Cost	Special Charges	Total Cost	Avg Unit Cost	% of Total Cost
Site: ALAMO ELEMENTARY SCH - ALAMO ELEMENTARY SCH							
Electricity	2,250	KWH	\$366.18	\$0.00	\$366.18	0.1627	56.07%
Natural Gas	0	CCF	\$33.38	\$0.00	\$33.38	0.0000	5.11%
Water	0	CCF	\$125.26	\$0.00	\$125.26	0.0000	19.18%
Sewer	3	CCF	\$128.29	\$0.00	\$128.29	42.7633	19.64%
Total Cost:			\$653.11	\$0.00	\$653.11		



Filters: Cost Center Name Not One Of DoNotReport; Site Name Not One Of DoNotReport; Billing Period Equal To 200906

elpaso

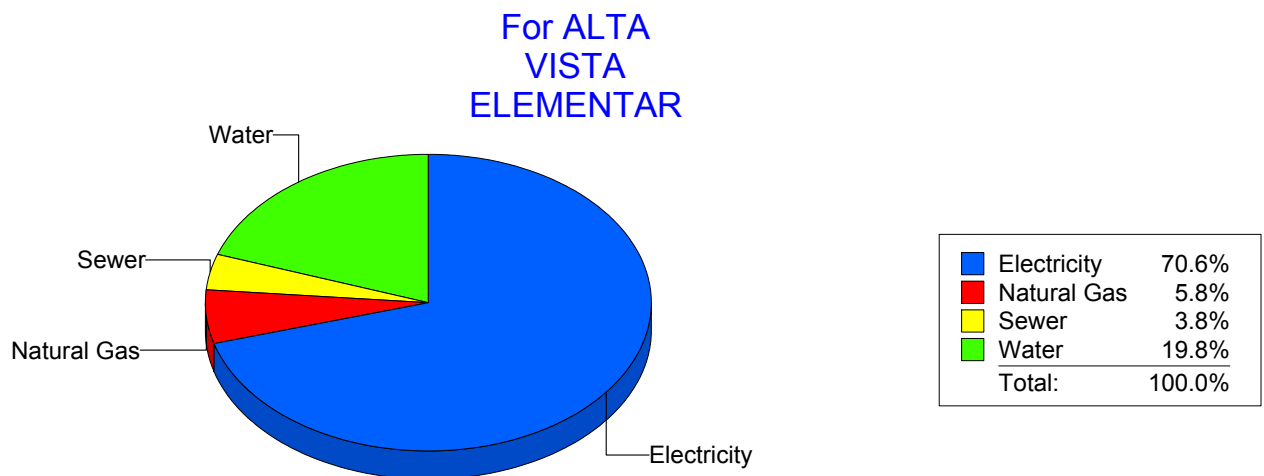
Energy CAP

Cost Avoidance Program

Cost Summary Graph

Grouped by Energy Type

Energy Type	Use	Units	Meter Cost	Special Charges	Total Cost	Avg Unit Cost	% of Total Cost
Site: ALTA VISTA ELEMENTAR - ALTA VISTA ELEMENTAR							
Electricity	12,300	KWH	\$3,279.82	\$0.00	\$3,279.82	0.2667	70.58%
Natural Gas	353	CCF	\$270.40	\$0.00	\$270.40	0.7660	5.82%
Water	313	CCF	\$918.63	\$0.00	\$918.63	2.9349	19.77%
Sewer	91	CCF	\$177.81	\$0.00	\$177.81	1.9540	3.83%
Total Cost:			\$4,646.66	\$0.00	\$4,646.66		



Filters: Cost Center Name Not One Of DoNotReport; Site Name Not One Of DoNotReport; Billing Period Equal To 200906

elpaso

Energy CAP

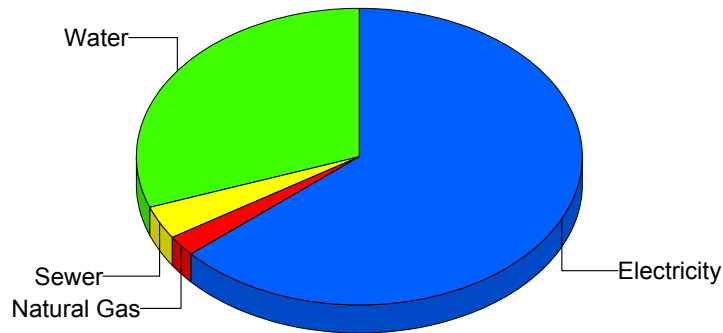
Cost Avoidance Program

Cost Summary Graph

Grouped by Energy Type

Energy Type	Use	Units	Meter Cost	Special Charges	Total Cost	Avg Unit Cost	% of Total Cost
Site: ANDRESS HIGH SCHOOL - ANDRESS HIGH SCHOOL							
Electricity	137,613	KWH	\$17,857.12	\$0.00	\$17,857.12	0.1298	63.71%
Natural Gas	825	CCF	\$587.14	\$0.00	\$587.14	0.7117	2.09%
Water	2,815	CCF	\$8,527.84	\$0.00	\$8,527.84	3.0294	30.42%
Sewer	724	CCF	\$1,057.09	\$0.00	\$1,057.09	1.4601	3.77%
Total Cost:			\$28,029.19	\$0.00	\$28,029.19		

For ANDRESS
HIGH SCHOOL



Electricity	63.7%
Natural Gas	2.1%
Sewer	3.8%
Water	30.4%
Total:	100.0%

Filters: Cost Center Name Not One Of DoNotReport; Site Name Not One Of DoNotReport; Billing Period Equal To 200906

elpaso

Energy CAP

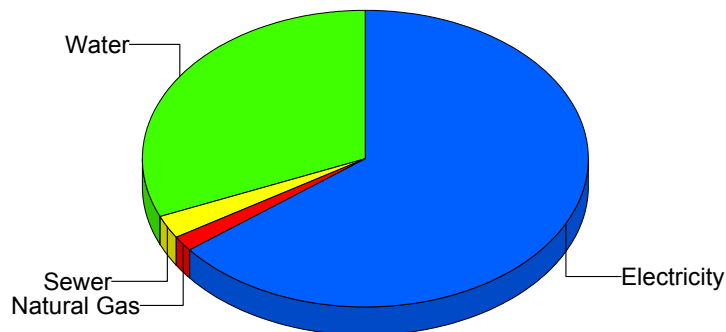
Cost Avoidance Program

Cost Summary Graph

Grouped by Energy Type

Energy Type	Use	Units	Meter Cost	Special Charges	Total Cost	Avg Unit Cost	% of Total Cost
Site: AOY ELEMENTARY SCHOO - AOY ELEMENTARY SCHOO							
Electricity	57,136	KWH	\$8,814.39	\$0.00	\$8,814.39	0.1543	64.34%
Natural Gas	308	CCF	\$244.27	\$0.00	\$244.27	0.7931	1.78%
Water	234	CCF	\$4,289.09	\$0.00	\$4,289.09	18.3294	31.31%
Sewer	71	CCF	\$351.60	\$0.00	\$351.60	4.9521	2.57%
Total Cost:			\$13,699.35	\$0.00	\$13,699.35		

For AOY
ELEMENTARY
SCHOO



Electricity	64.3%
Natural Gas	1.8%
Sewer	2.6%
Water	31.3%
Total:	100.0%

Filters: Cost Center Name Not One Of DoNotReport; Site Name Not One Of DoNotReport; Billing Period Equal To 200906

elpaso

Energy CAP

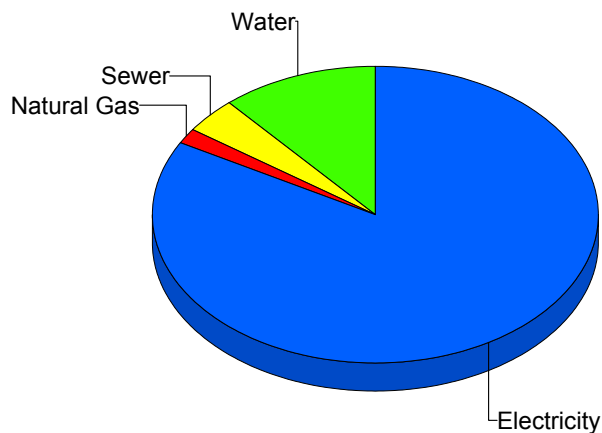
Cost Avoidance Program

Cost Summary Graph

Grouped by Energy Type

Energy Type	Use	Units	Meter Cost	Special Charges	Total Cost	Avg Unit Cost	% of Total Cost
Site: AUSTIN HIGH SCHOOL - AUSTIN HIGH SCHOOL							
Electricity	198,170	KWH	\$23,540.51	\$0.00	\$23,540.51	0.1188	83.03%
Natural Gas	665	CCF	\$493.29	\$0.00	\$493.29	0.7418	1.74%
Water	1,160	CCF	\$3,206.76	\$0.00	\$3,206.76	2.7644	11.31%
Sewer	438	CCF	\$1,110.64	\$0.00	\$1,110.64	2.5357	3.92%
Total Cost:			\$28,351.20	\$0.00	\$28,351.20		

For AUSTIN
HIGH SCHOOL



Electricity	83.0%
Natural Gas	1.7%
Sewer	3.9%
Water	11.3%
Total:	100.0%

Filters: Cost Center Name Not One Of DoNotReport; Site Name Not One Of DoNotReport; Billing Period Equal To 200906

elpaso

Energy CAP

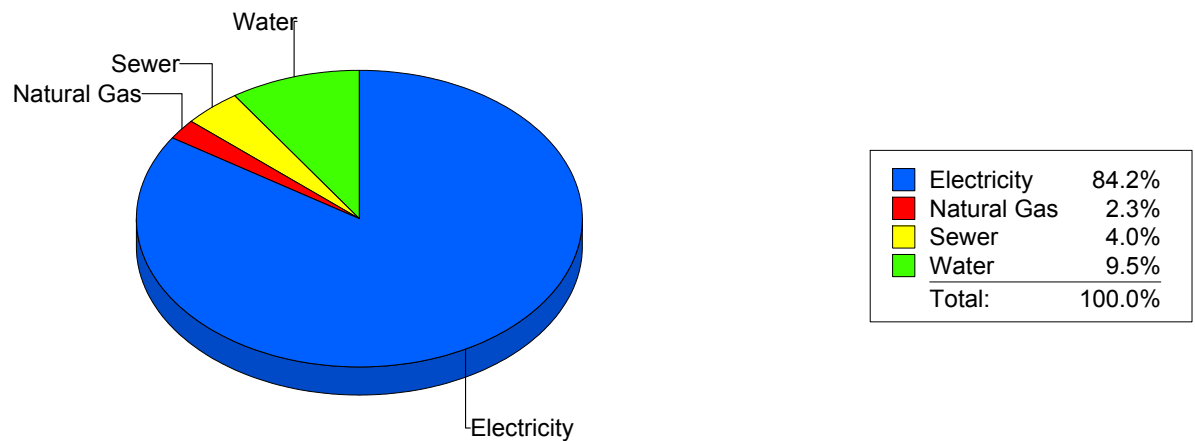
Cost Avoidance Program

Cost Summary Graph

Grouped by Energy Type

Energy Type	Use	Units	Meter Cost	Special Charges	Total Cost	Avg Unit Cost	% of Total Cost
Site: BARRON - BARRON							
Electricity	34,239	KWH	\$6,974.16	\$0.00	\$6,974.16	0.2037	84.18%
Natural Gas	228	CCF	\$194.53	\$0.00	\$194.53	0.8532	2.35%
Water	119	CCF	\$784.42	\$0.00	\$784.42	6.5918	9.47%
Sewer	76	CCF	\$331.71	\$0.00	\$331.71	4.3646	4.00%
Total Cost:			\$8,284.82	\$0.00	\$8,284.82		

For BARRON



Filters: Cost Center Name Not One Of DoNotReport; Site Name Not One Of DoNotReport; Billing Period Equal To 200906

elpaso

Energy CAP

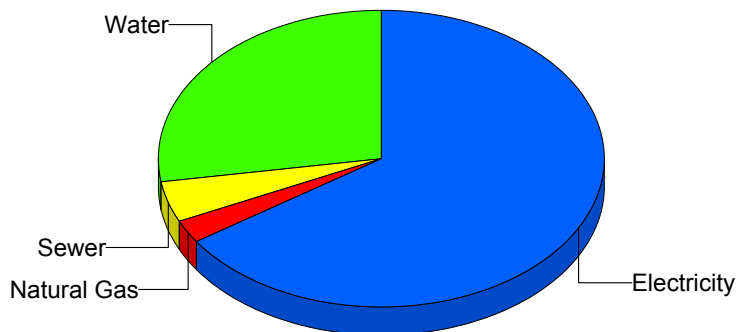
Cost Avoidance Program

Cost Summary Graph

Grouped by Energy Type

Energy Type	Use	Units	Meter Cost	Special Charges	Total Cost	Avg Unit Cost	% of Total Cost
Site: BASSET MIDDLE SCHOOL - BASSET MIDDLE SCHOOL							
Electricity	38,797	KWH	\$6,851.92	\$0.00	\$6,851.92	0.1766	65.42%
Natural Gas	292	CCF	\$266.13	\$0.00	\$266.13	0.9114	2.54%
Water	1,093	CCF	\$2,878.97	\$0.00	\$2,878.97	2.6340	27.49%
Sewer	267	CCF	\$476.70	\$0.00	\$476.70	1.7854	4.55%
Total Cost:			\$10,473.72	\$0.00	\$10,473.72		

For BASSET
MIDDLE
SCHOOL



Electricity	65.4%
Natural Gas	2.5%
Sewer	4.6%
Water	27.5%
Total:	100.0%

Filters: Cost Center Name Not One Of DoNotReport; Site Name Not One Of DoNotReport; Billing Period Equal To 200906

elpaso

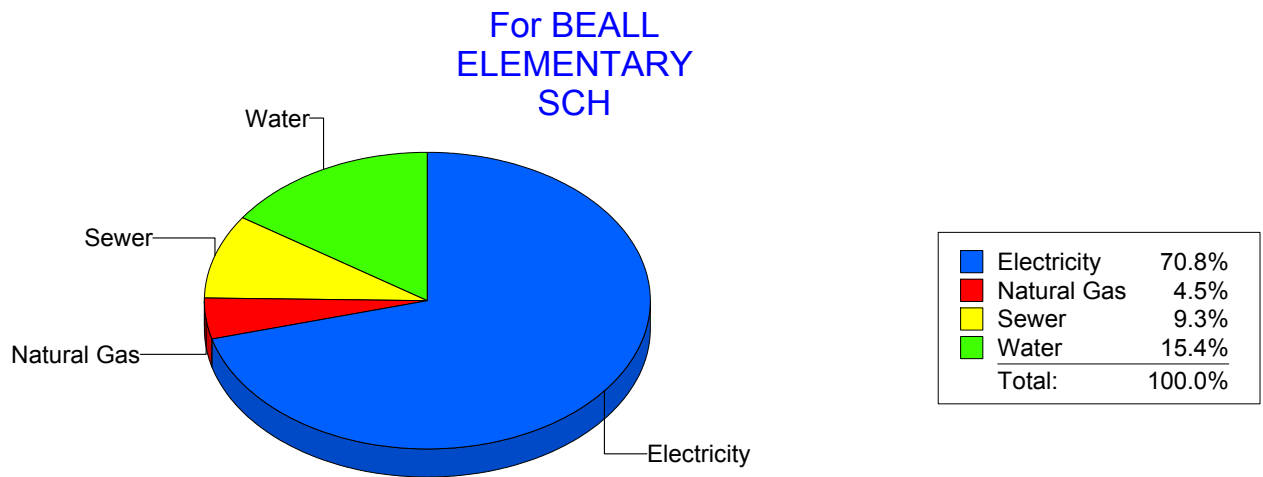
Energy CAP

Cost Avoidance Program

Cost Summary Graph

Grouped by Energy Type

Energy Type	Use	Units	Meter Cost	Special Charges	Total Cost	Avg Unit Cost	% of Total Cost
Site: BEALL ELEMENTARY SCH - BEALL ELEMENTARY SCH							
Electricity	15,440	KWH	\$2,578.24	\$0.00	\$2,578.24	0.1670	70.77%
Natural Gas	231	CCF	\$163.66	\$0.00	\$163.66	0.7085	4.49%
Water	281	CCF	\$561.89	\$0.00	\$561.89	1.9996	15.42%
Sewer	159	CCF	\$339.54	\$0.00	\$339.54	2.1355	9.32%
Total Cost:			\$3,643.33	\$0.00	\$3,643.33		



Filters: Cost Center Name Not One Of DoNotReport; Site Name Not One Of DoNotReport; Billing Period Equal To 200906

el Paso

Energy CAP

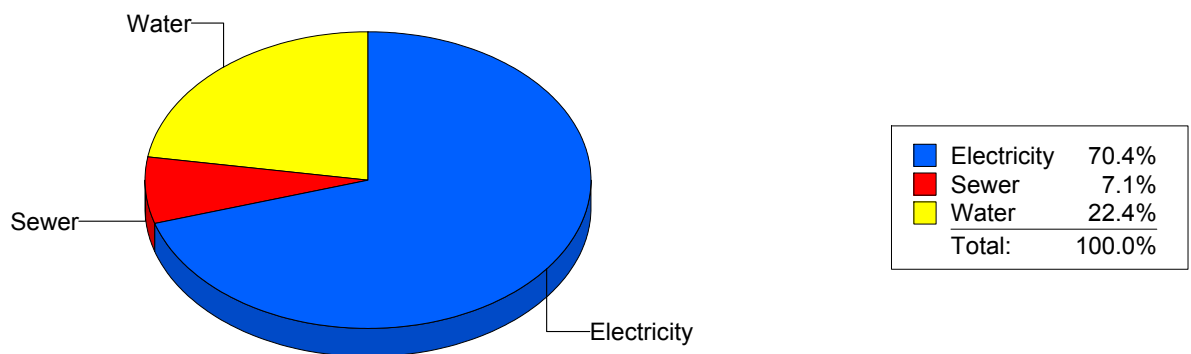
Cost Avoidance Program

Cost Summary Graph

Grouped by Energy Type

Energy Type	Use	Units	Meter Cost	Special Charges	Total Cost	Avg Unit Cost	% of Total Cost
Site: BLISS ELEMENTARY - BLISS ELEMENTARY							
Electricity	16,800	KWH	\$2,760.14	\$0.00	\$2,760.14	0.1643	70.42%
Water	323	CCF	\$879.80	\$0.00	\$879.80	2.7238	22.45%
Sewer	112	CCF	\$279.85	\$0.00	\$279.85	2.4987	7.14%
Total Cost:			\$3,919.79	\$0.00	\$3,919.79		

For BLISS
ELEMENTARY



Filters: Cost Center Name Not One Of DoNotReport; Site Name Not One Of DoNotReport; Billing Period Equal To 200906

elpaso

Energy CAP

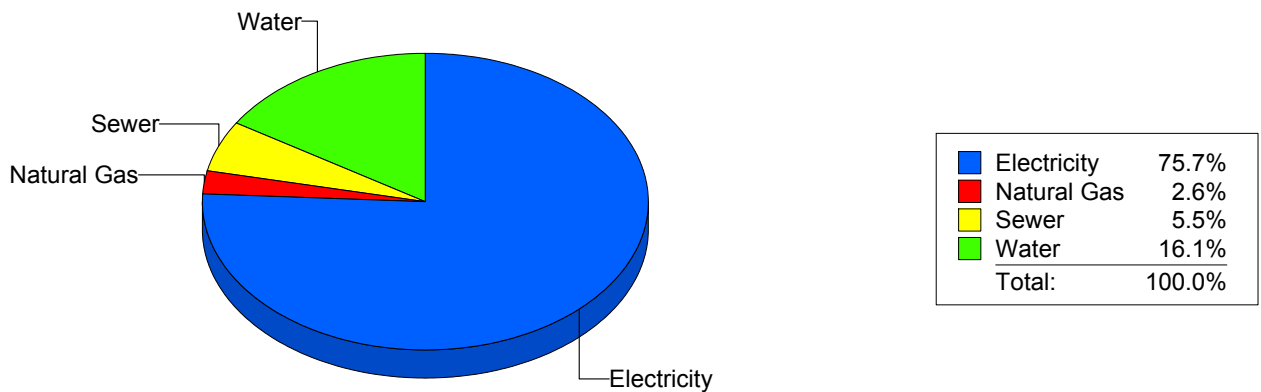
Cost Avoidance Program

Cost Summary Graph

Grouped by Energy Type

Energy Type	Use	Units	Meter Cost	Special Charges	Total Cost	Avg Unit Cost	% of Total Cost
Site: BOND - BOND ELEMENTARY							
Electricity	16,879	KWH	\$5,108.23	\$0.00	\$5,108.23	0.3026	75.74%
Natural Gas	201	CCF	\$178.34	\$0.00	\$178.34	0.8873	2.64%
Water	459	CCF	\$1,085.19	\$0.00	\$1,085.19	2.3642	16.09%
Sewer	185	CCF	\$372.56	\$0.00	\$372.56	2.0138	5.52%
Total Cost:			\$6,744.32	\$0.00	\$6,744.32		

For BOND
ELEMENTARY



Filters: Cost Center Name Not One Of DoNotReport; Site Name Not One Of DoNotReport; Billing Period Equal To 200906

elpaso

Energy CAP

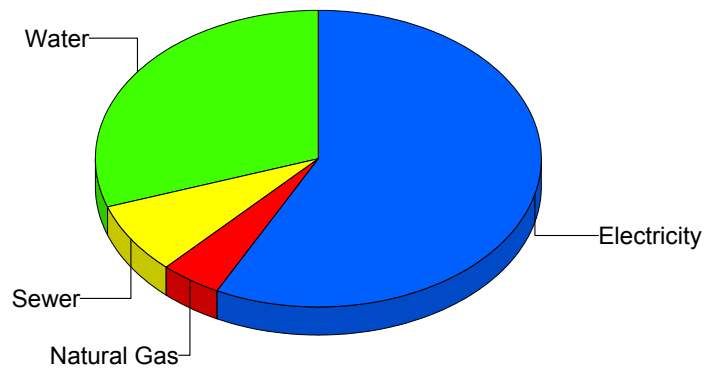
Cost Avoidance Program

Cost Summary Graph

Grouped by Energy Type

Energy Type	Use	Units	Meter Cost	Special Charges	Total Cost	Avg Unit Cost	% of Total Cost
Site: BONHAM ELEMENTARY SC - BONHAM ELEMENTARY SC							
Electricity	8,096	KWH	\$2,148.19	\$0.00	\$2,148.19	0.2653	57.62%
Natural Gas	173	CCF	\$160.33	\$0.00	\$160.33	0.9268	4.30%
Water	411	CCF	\$1,123.79	\$0.00	\$1,123.79	2.7343	30.14%
Sewer	206	CCF	\$295.82	\$0.00	\$295.82	1.4360	7.93%
Total Cost:			\$3,728.13	\$0.00	\$3,728.13		

For BONHAM
ELEMENTARY
SC



Electricity	57.6%
Natural Gas	4.3%
Sewer	7.9%
Water	30.1%
Total:	100.0%

Filters: Cost Center Name Not One Of DoNotReport; Site Name Not One Of DoNotReport; Billing Period Equal To 200906

elpaso

Energy CAP

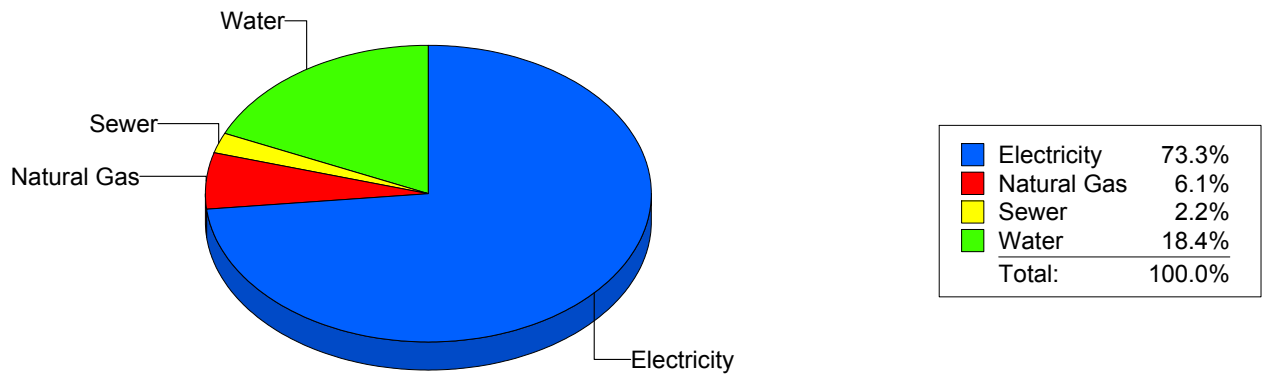
Cost Avoidance Program

Cost Summary Graph

Grouped by Energy Type

Energy Type	Use	Units	Meter Cost	Special Charges	Total Cost	Avg Unit Cost	% of Total Cost
Site: BOWIE HIGH SCHOOL - BOWIE HIGH SCHOOL							
Electricity	324,468	KWH	\$35,666.48	\$0.00	\$35,666.48	0.1099	73.28%
Natural Gas	4,958	CCF	\$2,985.76	\$0.00	\$2,985.76	0.6022	6.13%
Water	6,230	CCF	\$8,945.03	\$0.00	\$8,945.03	1.4358	18.38%
Sewer	524	CCF	\$1,077.28	\$0.00	\$1,077.28	2.0559	2.21%
Total Cost:			\$48,674.55	\$0.00	\$48,674.55		

For BOWIE
HIGH SCHOOL



Filters: Cost Center Name Not One Of DoNotReport; Site Name Not One Of DoNotReport; Billing Period Equal To 200906

elpaso

Energy CAP

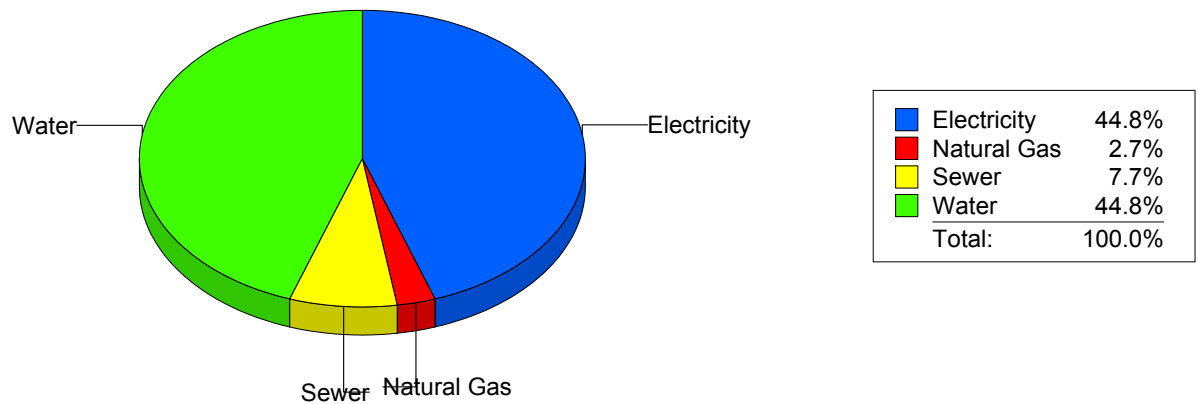
Cost Avoidance Program

Cost Summary Graph

Grouped by Energy Type

Energy Type	Use	Units	Meter Cost	Special Charges	Total Cost	Avg Unit Cost	% of Total Cost
Site: BRADLEY ELEMENTARY - BRADLEY ELEMENTARY							
Electricity	10,800	KWH	\$2,472.29	\$0.00	\$2,472.29	0.2289	44.77%
Natural Gas	211	CCF	\$151.40	\$0.00	\$151.40	0.7175	2.74%
Water	718	CCF	\$2,475.74	\$0.00	\$2,475.74	3.4481	44.83%
Sewer	166	CCF	\$422.77	\$0.00	\$422.77	2.5468	7.66%
Total Cost:			\$5,522.20	\$0.00	\$5,522.20		

For BRADLEY
ELEMENTARY



Filters: Cost Center Name Not One Of DoNotReport; Site Name Not One Of DoNotReport; Billing Period Equal To 200906

elpaso

Energy CAP

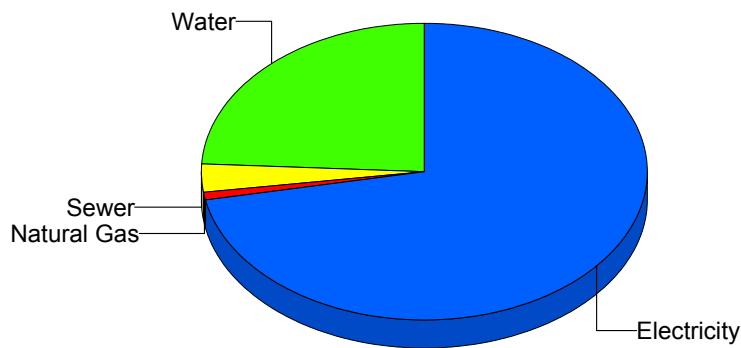
Cost Avoidance Program

Cost Summary Graph

Grouped by Energy Type

Energy Type	Use	Units	Meter Cost	Special Charges	Total Cost	Avg Unit Cost	% of Total Cost
Site: BROWN MIDDLE SCHOOL - BROWN MIDDLE SCHOOL							
Electricity	78,600	KWH	\$10,908.67	\$0.00	\$10,908.67	0.1388	71.88%
Natural Gas	209	CCF	\$150.17	\$0.00	\$150.17	0.7185	0.99%
Water	1,008	CCF	\$3,647.20	\$0.00	\$3,647.20	3.6183	24.03%
Sewer	203	CCF	\$469.76	\$0.00	\$469.76	2.3141	3.10%
Total Cost:			\$15,175.80	\$0.00	\$15,175.80		

For BROWN
MIDDLE
SCHOOL



Electricity	71.9%
Natural Gas	1.0%
Sewer	3.1%
Water	24.0%
Total:	100.0%

Filters: Cost Center Name Not One Of DoNotReport; Site Name Not One Of DoNotReport; Billing Period Equal To 200906

elpaso

Energy CAP

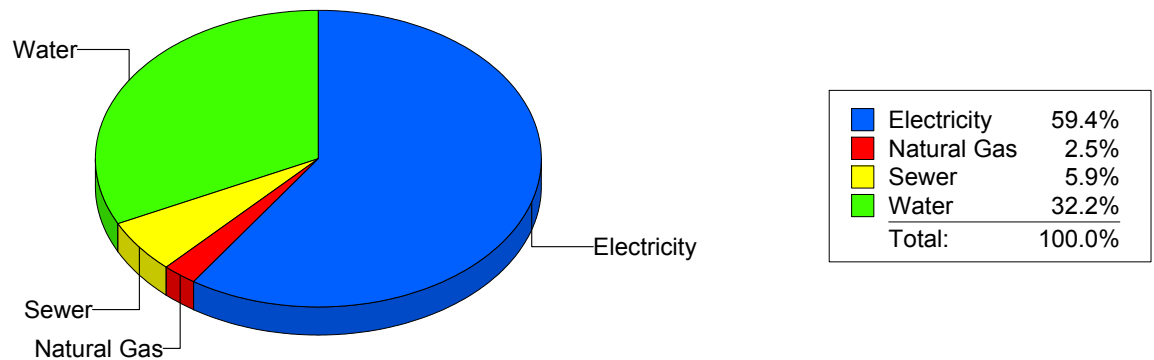
Cost Avoidance Program

Cost Summary Graph

Grouped by Energy Type

Energy Type	Use	Units	Meter Cost	Special Charges	Total Cost	Avg Unit Cost	% of Total Cost
Site: BURGESS HIGH SCHOOL - BURGESS HIGH SCHOOL							
Electricity	67,587	KWH	\$11,375.75	\$0.00	\$11,375.75	0.1683	59.39%
Natural Gas	702	CCF	\$481.66	\$0.00	\$481.66	0.6861	2.51%
Water	2,304	CCF	\$6,176.09	\$0.00	\$6,176.09	2.6806	32.24%
Sewer	716	CCF	\$1,121.27	\$0.00	\$1,121.27	1.5660	5.85%
Total Cost:			\$19,154.77	\$0.00	\$19,154.77		

For BURGESS
HIGH SCHOOL



Filters: Cost Center Name Not One Of DoNotReport; Site Name Not One Of DoNotReport; Billing Period Equal To 200906

elpaso

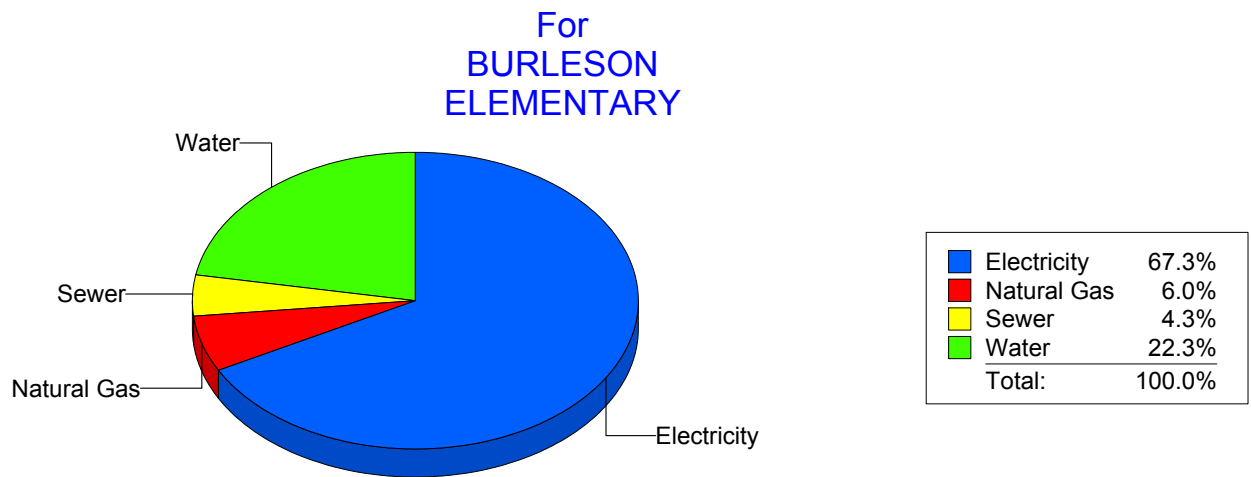
Energy CAP

Cost Avoidance Program

Cost Summary Graph

Grouped by Energy Type

Energy Type	Use	Units	Meter Cost	Special Charges	Total Cost	Avg Unit Cost	% of Total Cost
Site: BURLESON ELEMENTARY - BURLESON ELEMENTARY							
Electricity	22,318	KWH	\$3,186.44	\$0.00	\$3,186.44	0.1428	67.35%
Natural Gas	263	CCF	\$283.43	\$0.00	\$283.43	1.0777	5.99%
Water	341	CCF	\$1,055.58	\$0.00	\$1,055.58	3.0955	22.31%
Sewer	64	CCF	\$205.76	\$0.00	\$205.76	3.2150	4.35%
Total Cost:			\$4,731.21	\$0.00	\$4,731.21		



Filters: Cost Center Name Not One Of DoNotReport; Site Name Not One Of DoNotReport; Billing Period Equal To 200906

el Paso

Energy CAP

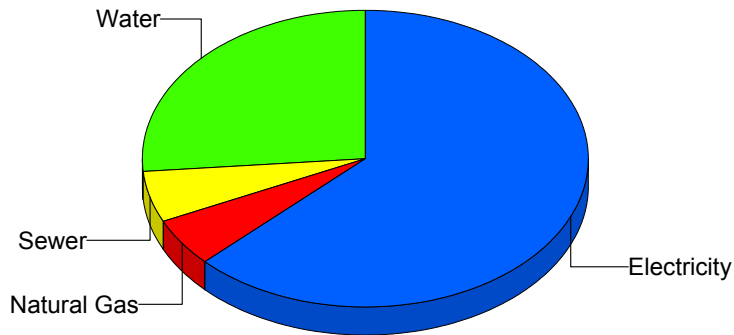
Cost Avoidance Program

Cost Summary Graph

Grouped by Energy Type

Energy Type	Use	Units	Meter Cost	Special Charges	Total Cost	Avg Unit Cost	% of Total Cost
Site: BURNET ELEMENTARY - BURNET ELEMENTARY							
Electricity	9,432	KWH	\$2,341.26	\$0.00	\$2,341.26	0.2482	62.71%
Natural Gas	232	CCF	\$196.38	\$0.00	\$196.38	0.8465	5.26%
Water	367	CCF	\$983.61	\$0.00	\$983.61	2.6801	26.35%
Sewer	118	CCF	\$212.10	\$0.00	\$212.10	1.7975	5.68%
Total Cost:			\$3,733.35	\$0.00	\$3,733.35		

For BURNET
ELEMENTARY



Electricity	62.7%
Natural Gas	5.3%
Sewer	5.7%
Water	26.3%
Total:	100.0%

Filters: Cost Center Name Not One Of DoNotReport; Site Name Not One Of DoNotReport; Billing Period Equal To 200906

elpaso

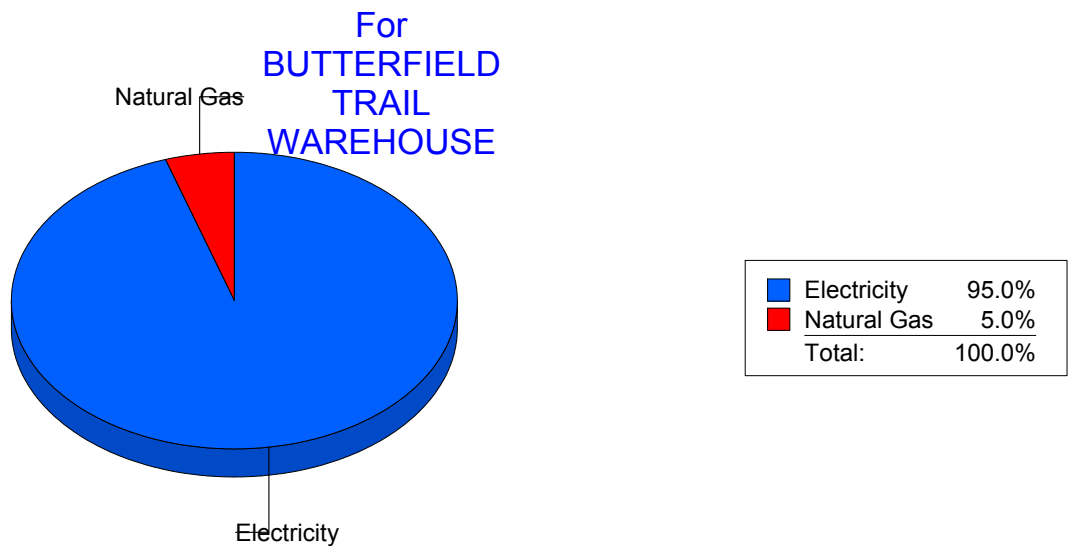
Energy CAP

Cost Avoidance Program

Cost Summary Graph

Grouped by Energy Type

Energy Type	Use	Units	Meter Cost	Special Charges	Total Cost	Avg Unit Cost	% of Total Cost
Site: BUTTERFIELDTRAILWAREHOUSE - BUTTERFIELD TRAIL WAREHOUSE							
Electricity	6,100	KWH	\$886.59	\$0.00	\$886.59	0.1453	95.03%
Natural Gas	26	CCF	\$46.36	\$0.00	\$46.36	1.7831	4.97%
Total Cost:			\$932.95	\$0.00	\$932.95		



Filters: Cost Center Name Not One Of DoNotReport; Site Name Not One Of DoNotReport; Billing Period Equal To 200906

elpaso

Energy CAP

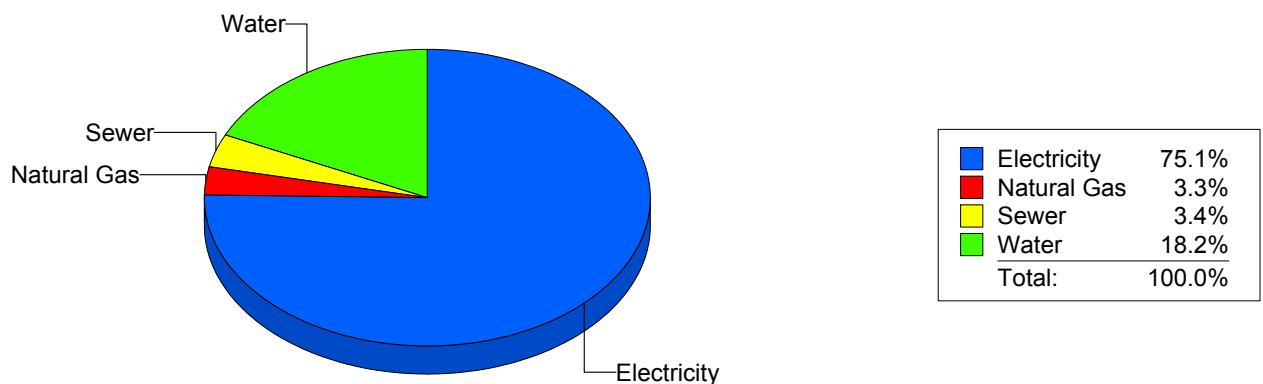
Cost Avoidance Program

Cost Summary Graph

Grouped by Energy Type

Energy Type	Use	Units	Meter Cost	Special Charges	Total Cost	Avg Unit Cost	% of Total Cost
Site: CANYON HILLS MIDDLE - CANYON HILLS MIDDLE							
Electricity	35,250	KWH	\$7,229.26	\$0.00	\$7,229.26	0.2051	75.15%
Natural Gas	421	CCF	\$313.59	\$0.00	\$313.59	0.7449	3.26%
Water	459	CCF	\$1,747.30	\$0.00	\$1,747.30	3.8068	18.16%
Sewer	93	CCF	\$330.06	\$0.00	\$330.06	3.5490	3.43%
Total Cost:			\$9,620.21	\$0.00	\$9,620.21		

For CANYON
HILLS MIDDLE



Filters: Cost Center Name Not One Of DoNotReport; Site Name Not One Of DoNotReport; Billing Period Equal To 200906

elpaso

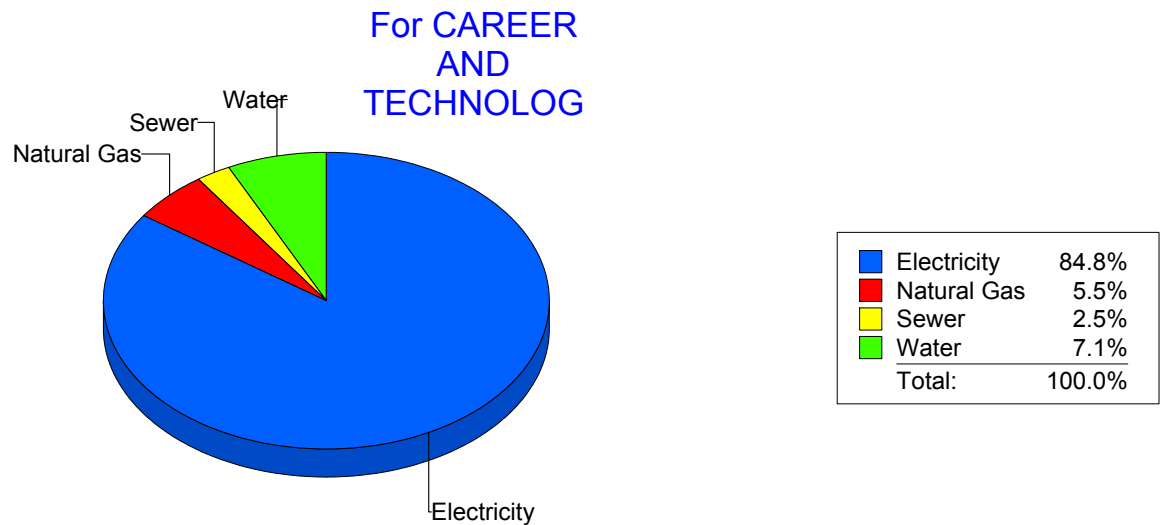
Energy CAP

Cost Avoidance Program

Cost Summary Graph

Grouped by Energy Type

Energy Type	Use	Units	Meter Cost	Special Charges	Total Cost	Avg Unit Cost	% of Total Cost
Site: CAREER AND TECHNOLOG - CAREER AND TECHNOLOG							
Electricity	97,952	KWH	\$12,064.66	\$0.00	\$12,064.66	0.1232	84.82%
Natural Gas	1,272	CCF	\$786.50	\$0.00	\$786.50	0.6183	5.53%
Water	343	CCF	\$1,011.58	\$0.00	\$1,011.58	2.9492	7.11%
Sewer	137	CCF	\$361.08	\$0.00	\$361.08	2.6356	2.54%
Total Cost:			\$14,223.82	\$0.00	\$14,223.82		



Filters: Cost Center Name Not One Of DoNotReport; Site Name Not One Of DoNotReport; Billing Period Equal To 200906

elpaso

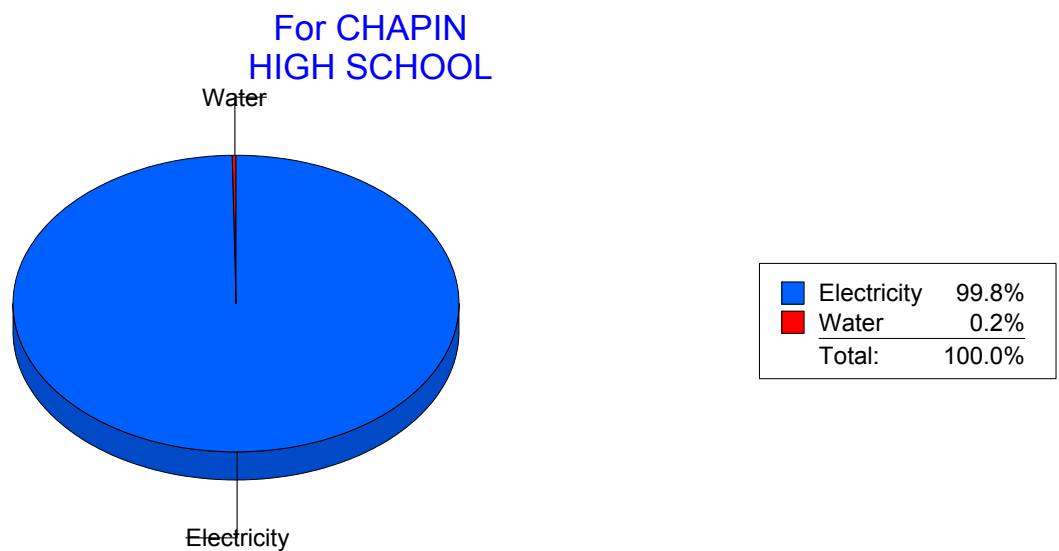
Energy CAP

Cost Avoidance Program

Cost Summary Graph

Grouped by Energy Type

Energy Type	Use	Units	Meter Cost	Special Charges	Total Cost	Avg Unit Cost	% of Total Cost
Site: CHAPIN HIGH SCHOOL - CHAPIN HIGH SCHOOL							
Electricity	262,528	KWH	\$27,105.94	\$0.00	\$27,105.94	0.1032	99.83%
Water	0	CCF	\$45.11	\$0.00	\$45.11	0.0000	0.17%
Total Cost:			\$27,151.05	\$0.00	\$27,151.05		



Filters: Cost Center Name Not One Of DoNotReport; Site Name Not One Of DoNotReport; Billing Period Equal To 200906

elpaso

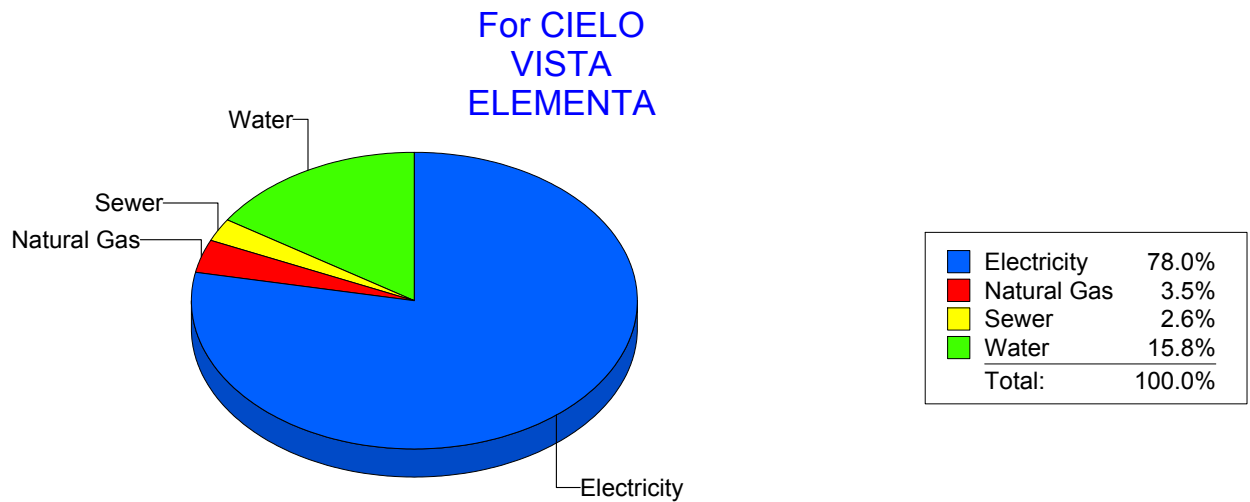
Energy CAP

Cost Avoidance Program

Cost Summary Graph

Grouped by Energy Type

Energy Type	Use	Units	Meter Cost	Special Charges	Total Cost	Avg Unit Cost	% of Total Cost
Site: CIELO VISTA ELEMENTA - CIELO VISTA ELEMENTA							
Electricity	42,880	KWH	\$6,659.50	\$0.00	\$6,659.50	0.1553	78.00%
Natural Gas	401	CCF	\$301.34	\$0.00	\$301.34	0.7515	3.53%
Water	539	CCF	\$1,351.54	\$0.00	\$1,351.54	2.5075	15.83%
Sewer	69	CCF	\$225.24	\$0.00	\$225.24	3.2643	2.64%
Total Cost:			\$8,537.62	\$0.00	\$8,537.62		



Filters: Cost Center Name Not One Of DoNotReport; Site Name Not One Of DoNotReport; Billing Period Equal To 200906

elpaso

Energy CAP

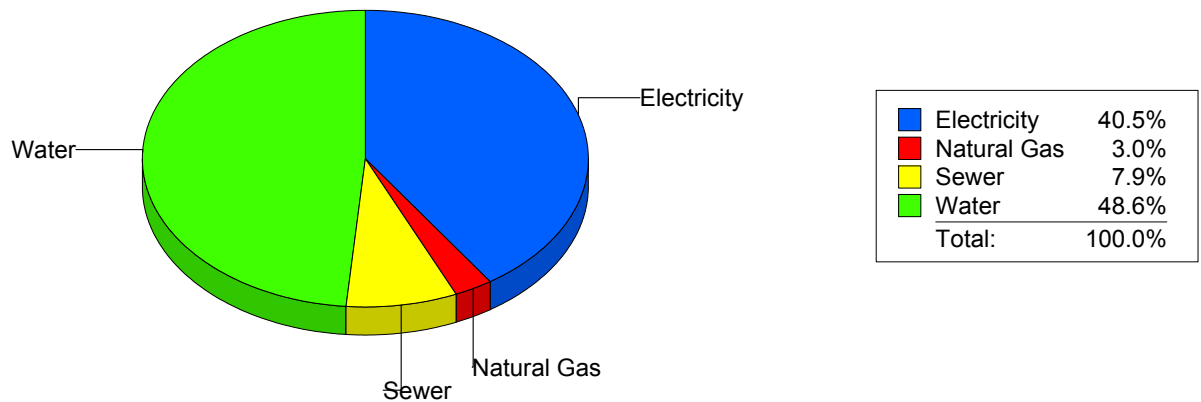
Cost Avoidance Program

Cost Summary Graph

Grouped by Energy Type

Energy Type	Use	Units	Meter Cost	Special Charges	Total Cost	Avg Unit Cost	% of Total Cost
Site: CLARDY ELEMENTARY SC - CLARDY ELEMENTARY SC							
Electricity	11,707	KWH	\$2,666.22	\$0.00	\$2,666.22	0.2277	40.46%
Natural Gas	233	CCF	\$198.27	\$0.00	\$198.27	0.8509	3.01%
Water	1,004	CCF	\$3,202.90	\$0.00	\$3,202.90	3.1901	48.60%
Sewer	254	CCF	\$522.43	\$0.00	\$522.43	2.0568	7.93%
Total Cost:			\$6,589.82	\$0.00	\$6,589.82		

For CLARDY
ELEMENTARY
SC



Filters: Cost Center Name Not One Of DoNotReport; Site Name Not One Of DoNotReport; Billing Period Equal To 200906

elpaso

Energy CAP

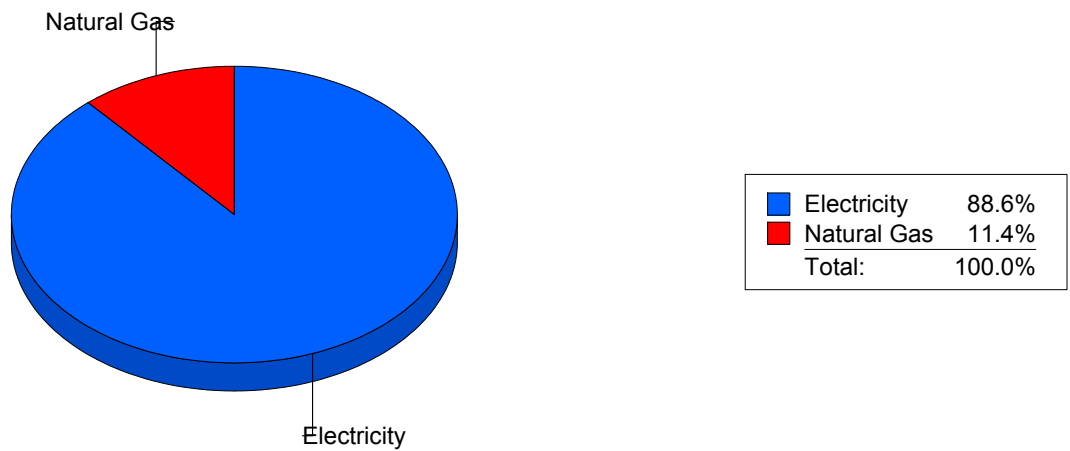
Cost Avoidance Program

Cost Summary Graph

Grouped by Energy Type

Energy Type	Use	Units	Meter Cost	Special Charges	Total Cost	Avg Unit Cost	% of Total Cost
Site: CLENDININ - CLENDININ							
Electricity	49,000	KWH	\$7,908.51	\$0.00	\$7,908.51	0.1614	88.58%
Natural Gas	1,665	CCF	\$1,019.55	\$0.00	\$1,019.55	0.6123	11.42%
Total Cost:			\$8,928.06	\$0.00	\$8,928.06		

For CLENDININ



Filters: Cost Center Name Not One Of DoNotReport; Site Name Not One Of DoNotReport; Billing Period Equal To 200906

elpaso

Energy CAP

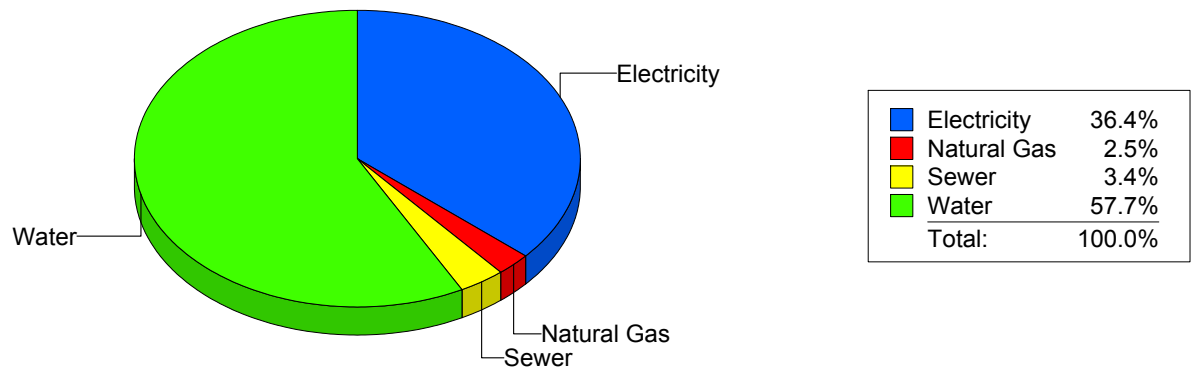
Cost Avoidance Program

Cost Summary Graph

Grouped by Energy Type

Energy Type	Use	Units	Meter Cost	Special Charges	Total Cost	Avg Unit Cost	% of Total Cost
Site: COLDWELL INTERMEDIAT - COLDWELL INTERMEDIAT							
Electricity	14,429	KWH	\$2,458.14	\$0.00	\$2,458.14	0.1704	36.39%
Natural Gas	184	CCF	\$168.21	\$0.00	\$168.21	0.9142	2.49%
Water	907	CCF	\$3,898.26	\$0.00	\$3,898.26	4.2980	57.71%
Sewer	93	CCF	\$229.83	\$0.00	\$229.83	2.4713	3.40%
Total Cost:			\$6,754.44	\$0.00	\$6,754.44		

For
COLDWELL
INTERMEDIAT



Filters: Cost Center Name Not One Of DoNotReport; Site Name Not One Of DoNotReport; Billing Period Equal To 200906

el Paso

Energy CAP

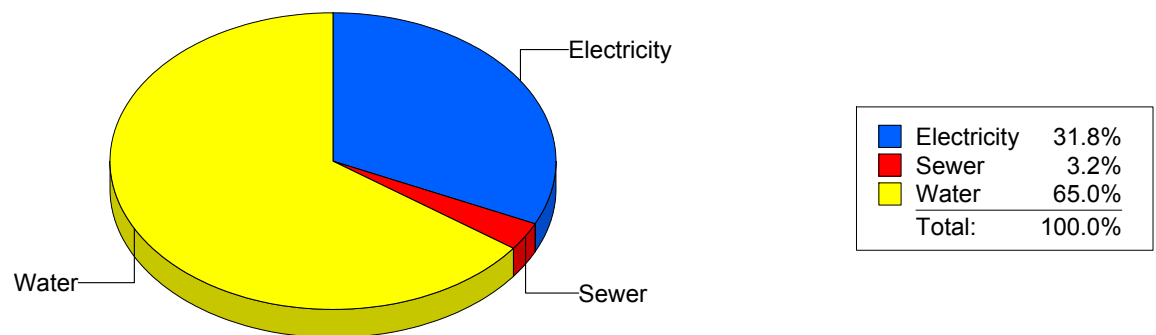
Cost Avoidance Program

Cost Summary Graph

Grouped by Energy Type

Energy Type	Use	Units	Meter Cost	Special Charges	Total Cost	Avg Unit Cost	% of Total Cost
Site: COLLINS ELEMENTARY - COLLINS ELEMENTARY							
Electricity	16,650	KWH	\$3,793.51	\$0.00	\$3,793.51	0.2278	31.81%
Water	1,836	CCF	\$7,750.22	\$0.00	\$7,750.22	4.2213	65.00%
Sewer	191	CCF	\$380.18	\$0.00	\$380.18	1.9905	3.19%
Total Cost:			\$11,923.91	\$0.00	\$11,923.91		

For COLLINS
ELEMENTARY



Filters: Cost Center Name Not One Of DoNotReport; Site Name Not One Of DoNotReport; Billing Period Equal To 200906

elpaso

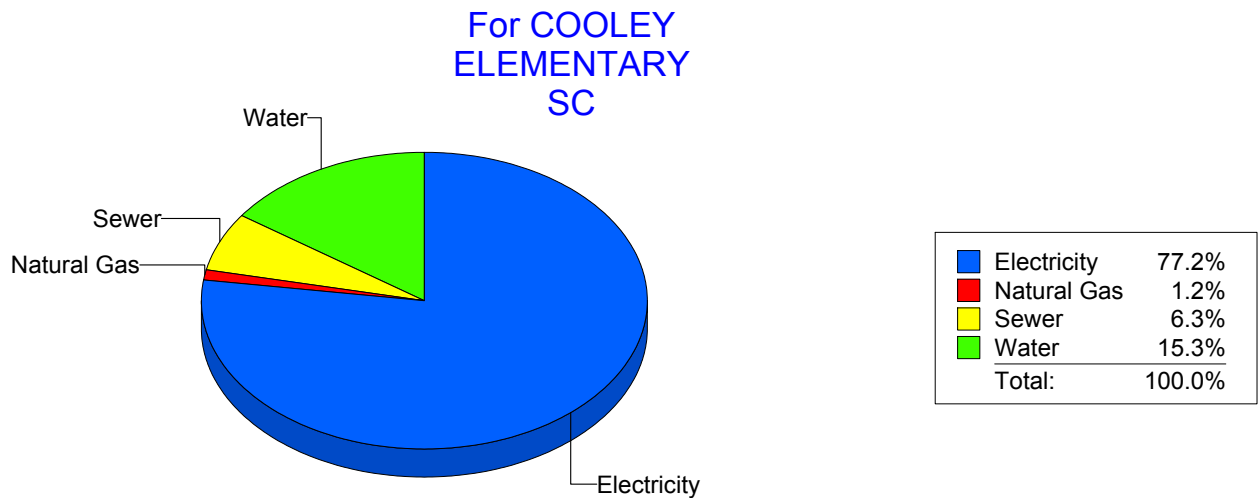
Energy CAP

Cost Avoidance Program

Cost Summary Graph

Grouped by Energy Type

Energy Type	Use	Units	Meter Cost	Special Charges	Total Cost	Avg Unit Cost	% of Total Cost
Site: COOLEY ELEMENTARY SC - COOLEY ELEMENTARY SC							
Electricity	37,800	KWH	\$5,729.24	\$0.00	\$5,729.24	0.1516	77.19%
Natural Gas	104	CCF	\$85.77	\$0.00	\$85.77	0.8247	1.16%
Water	374	CCF	\$1,136.08	\$0.00	\$1,136.08	3.0376	15.31%
Sewer	149	CCF	\$470.80	\$0.00	\$470.80	3.1597	6.34%
Total Cost:			\$7,421.89	\$0.00	\$7,421.89		



Filters: Cost Center Name Not One Of DoNotReport; Site Name Not One Of DoNotReport; Billing Period Equal To 200906

elpaso

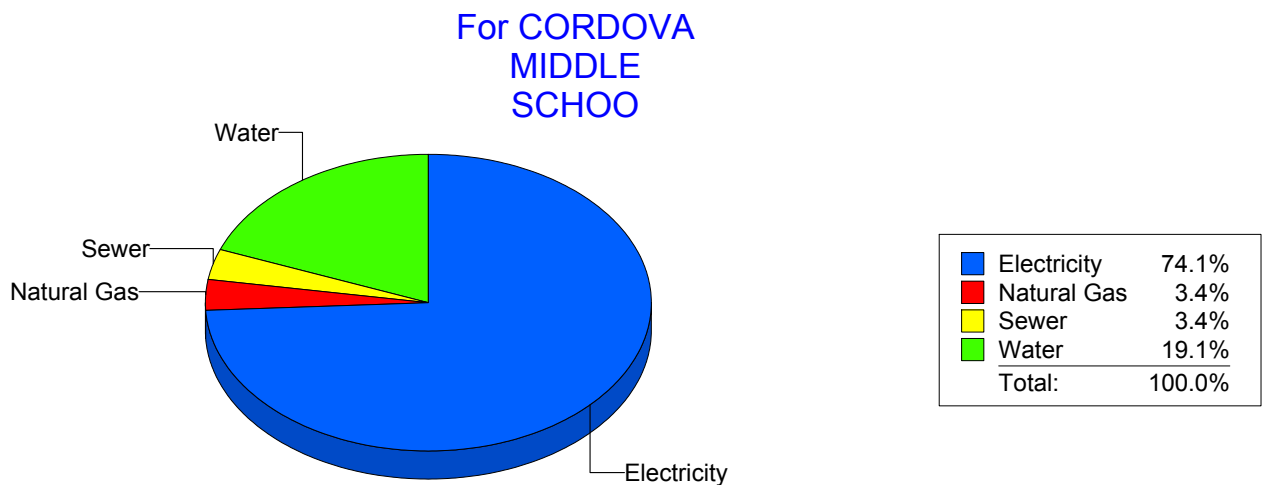
Energy CAP

Cost Avoidance Program

Cost Summary Graph

Grouped by Energy Type

Energy Type	Use	Units	Meter Cost	Special Charges	Total Cost	Avg Unit Cost	% of Total Cost
Site: CORDOVA MIDDLE SCHOO - CORDOVA MIDDLE SCHOO							
Electricity	63,000	KWH	\$8,409.16	\$0.00	\$8,409.16	0.1335	74.15%
Natural Gas	593	CCF	\$383.83	\$0.00	\$383.83	0.6473	3.38%
Water	873	CCF	\$2,164.66	\$0.00	\$2,164.66	2.4796	19.09%
Sewer	135	CCF	\$383.40	\$0.00	\$383.40	2.8400	3.38%
Total Cost:			\$11,341.05	\$0.00	\$11,341.05		



Filters: Cost Center Name Not One Of DoNotReport; Site Name Not One Of DoNotReport; Billing Period Equal To 200906

elpaso

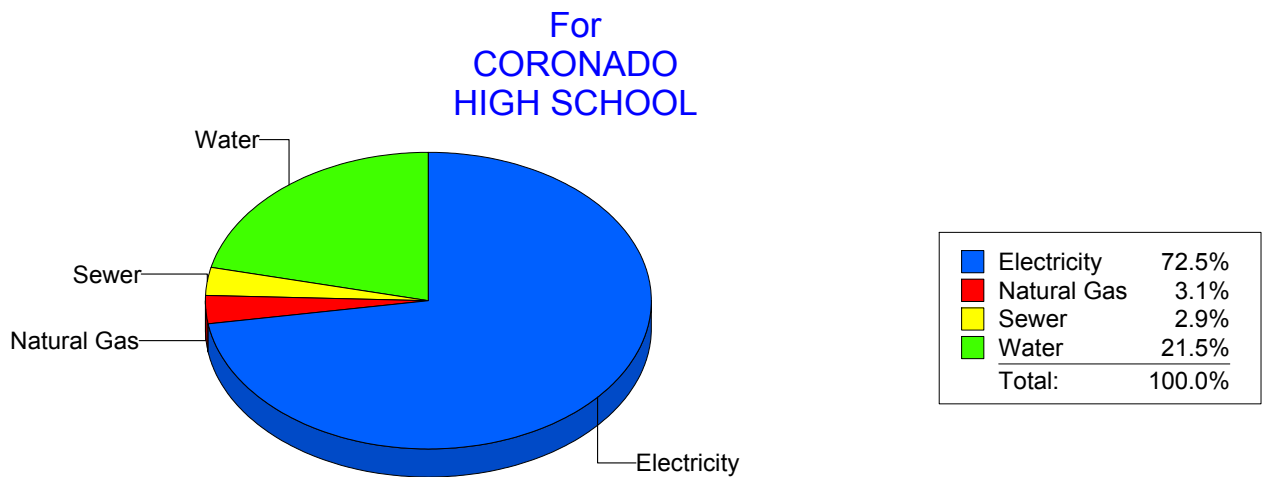
Energy CAP

Cost Avoidance Program

Cost Summary Graph

Grouped by Energy Type

Energy Type	Use	Units	Meter Cost	Special Charges	Total Cost	Avg Unit Cost	% of Total Cost
Site: CORONADO HIGH SCHOOL - CORONADO HIGH SCHOOL							
Electricity	143,182	KWH	\$23,792.52	\$0.00	\$23,792.52	0.1662	72.55%
Natural Gas	1,530	CCF	\$1,003.73	\$0.00	\$1,003.73	0.6560	3.06%
Water	4,215	CCF	\$7,046.31	\$0.00	\$7,046.31	1.6717	21.49%
Sewer	519	CCF	\$953.54	\$0.00	\$953.54	1.8373	2.91%
Total Cost:			\$32,796.10	\$0.00	\$32,796.10		



Filters: Cost Center Name Not One Of DoNotReport; Site Name Not One Of DoNotReport; Billing Period Equal To 200906

elpaso

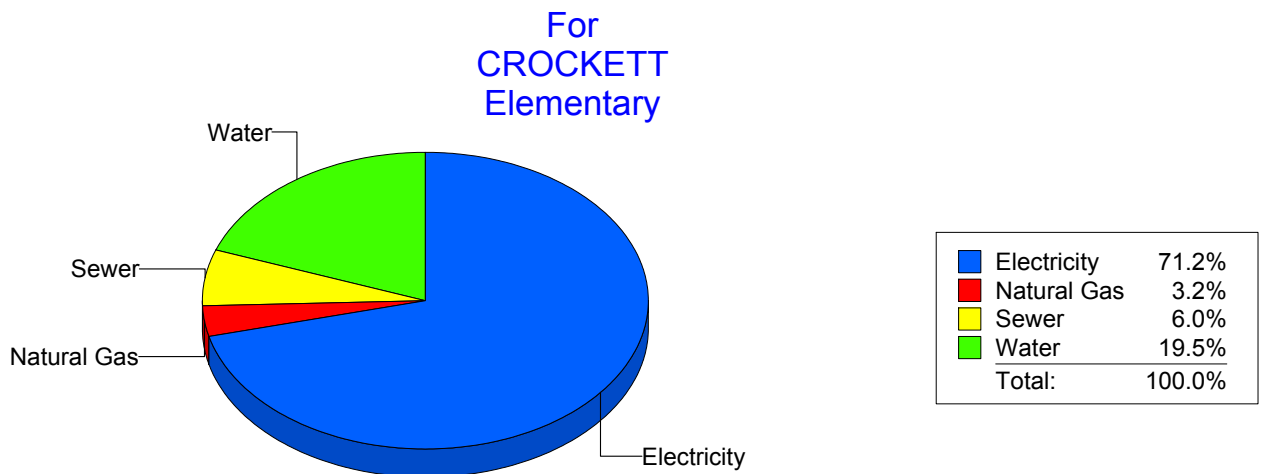
Energy CAP

Cost Avoidance Program

Cost Summary Graph

Grouped by Energy Type

Energy Type	Use	Units	Meter Cost	Special Charges	Total Cost	Avg Unit Cost	% of Total Cost
Site: CROCKETT - CROCKETT Elementary							
Electricity	19,400	KWH	\$3,510.85	\$0.00	\$3,510.85	0.1810	71.22%
Natural Gas	224	CCF	\$159.37	\$0.00	\$159.37	0.7115	3.23%
Water	345	CCF	\$963.56	\$0.00	\$963.56	2.7929	19.55%
Sewer	135	CCF	\$295.93	\$0.00	\$295.93	2.1921	6.00%
Total Cost:			\$4,929.71	\$0.00	\$4,929.71		



Filters: Cost Center Name Not One Of DoNotReport; Site Name Not One Of DoNotReport; Billing Period Equal To 200906

elpaso

Energy CAP

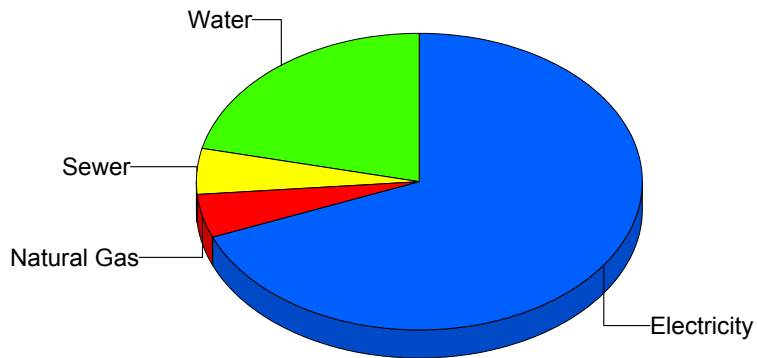
Cost Avoidance Program

Cost Summary Graph

Grouped by Energy Type

Energy Type	Use	Units	Meter Cost	Special Charges	Total Cost	Avg Unit Cost	% of Total Cost
Site: CROSBY ELEMENTARY - CROSBY ELEMENTARY							
Electricity	14,088	KWH	\$3,085.53	\$0.00	\$3,085.53	0.2190	69.00%
Natural Gas	243	CCF	\$204.40	\$0.00	\$204.40	0.8412	4.57%
Water	293	CCF	\$950.85	\$0.00	\$950.85	3.2452	21.26%
Sewer	84	CCF	\$231.16	\$0.00	\$231.16	2.7519	5.17%
Total Cost:			\$4,471.94	\$0.00	\$4,471.94		

For CROSBY
ELEMENTARY



Electricity	69.0%
Natural Gas	4.6%
Sewer	5.2%
Water	21.3%
Total:	100.0%

Filters: Cost Center Name Not One Of DoNotReport; Site Name Not One Of DoNotReport; Billing Period Equal To 200906

elpaso

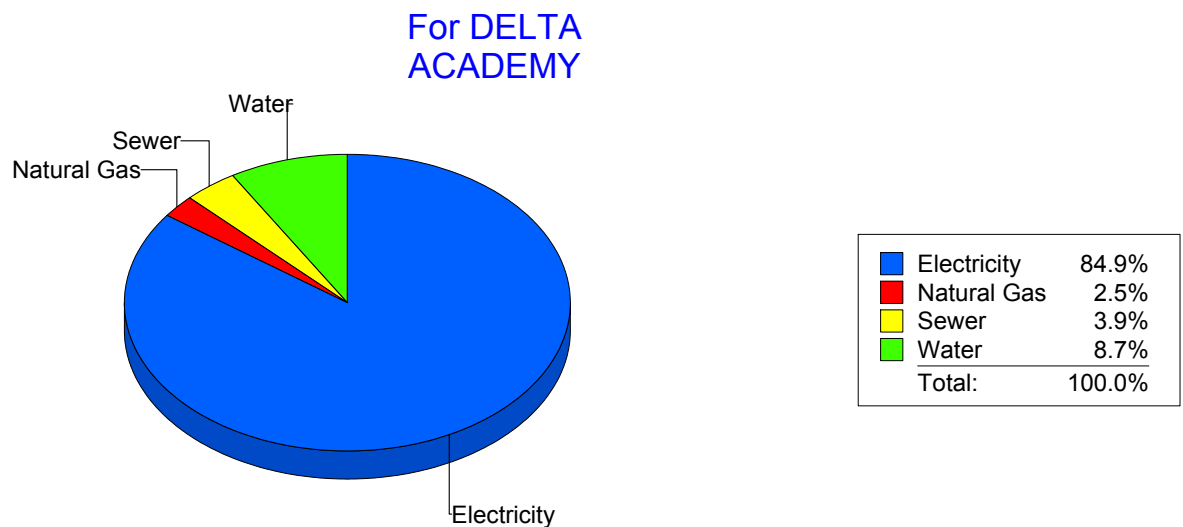
Energy CAP

Cost Avoidance Program

Cost Summary Graph

Grouped by Energy Type

Energy Type	Use	Units	Meter Cost	Special Charges	Total Cost	Avg Unit Cost	% of Total Cost
Site: DELTA ACADEMY - DELTA ACADEMY							
Electricity	7,402	KWH	\$665.72	\$0.00	\$665.72	0.0899	84.88%
Natural Gas	26	CCF	\$19.83	\$0.00	\$19.83	0.7627	2.53%
Water	21	CCF	\$68.12	\$0.00	\$68.12	3.2438	8.69%
Sewer	12	CCF	\$30.60	\$0.00	\$30.60	2.5500	3.90%
Total Cost:			\$784.27	\$0.00	\$784.27		



Filters: Cost Center Name Not One Of DoNotReport; Site Name Not One Of DoNotReport; Billing Period Equal To 200906

elpaso

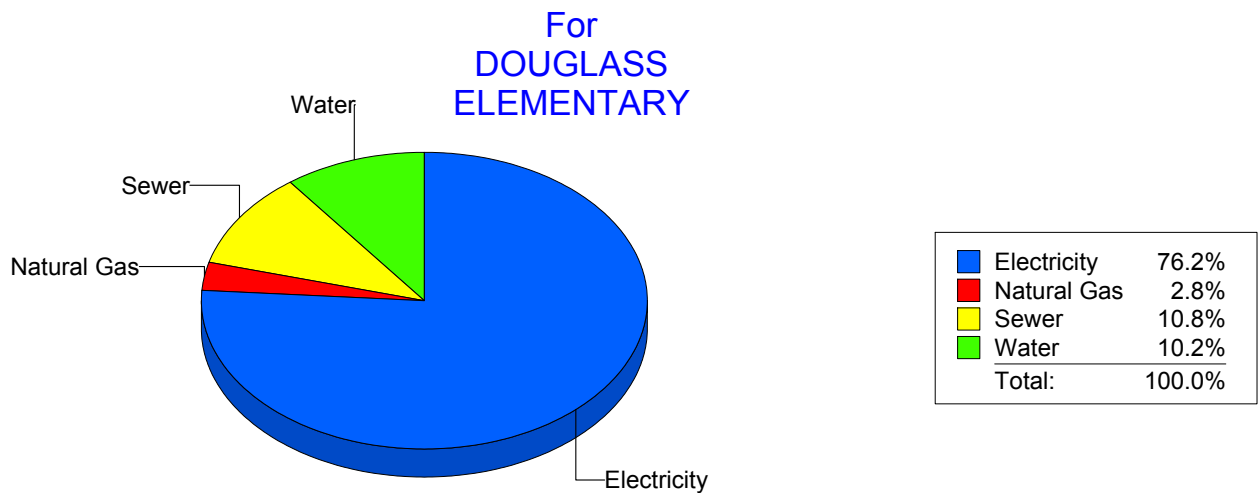
Energy CAP

Cost Avoidance Program

Cost Summary Graph

Grouped by Energy Type

Energy Type	Use	Units	Meter Cost	Special Charges	Total Cost	Avg Unit Cost	% of Total Cost
Site: DOUGLASS ELEMENTARY - DOUGLASS ELEMENTARY							
Electricity	22,987	KWH	\$3,906.34	\$0.00	\$3,906.34	0.1699	76.22%
Natural Gas	146	CCF	\$144.91	\$0.00	\$144.91	0.9925	2.83%
Water	242	CCF	\$521.03	\$0.00	\$521.03	2.1530	10.17%
Sewer	300	CCF	\$552.68	\$0.00	\$552.68	1.8423	10.78%
Total Cost:			\$5,124.96	\$0.00	\$5,124.96		



Filters: Cost Center Name Not One Of DoNotReport; Site Name Not One Of DoNotReport; Billing Period Equal To 200906

elpaso

Energy CAP

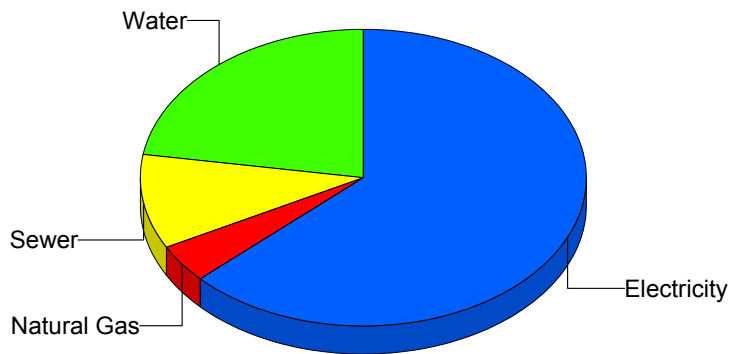
Cost Avoidance Program

Cost Summary Graph

Grouped by Energy Type

Energy Type	Use	Units	Meter Cost	Special Charges	Total Cost	Avg Unit Cost	% of Total Cost
Site: DOWELL ELEMENTARY - DOWELL ELEMENTARY							
Electricity	11,406	KWH	\$2,520.13	\$0.00	\$2,520.13	0.2209	63.13%
Natural Gas	222	CCF	\$158.35	\$0.00	\$158.35	0.7133	3.97%
Water	476	CCF	\$894.74	\$0.00	\$894.74	1.8797	22.41%
Sewer	291	CCF	\$419.05	\$0.00	\$419.05	1.4400	10.50%
Total Cost:			\$3,992.27	\$0.00	\$3,992.27		

For DOWELL
ELEMENTARY



Electricity	63.1%
Natural Gas	4.0%
Sewer	10.5%
Water	22.4%
Total:	100.0%

Filters: Cost Center Name Not One Of DoNotReport; Site Name Not One Of DoNotReport; Billing Period Equal To 200906

elpaso

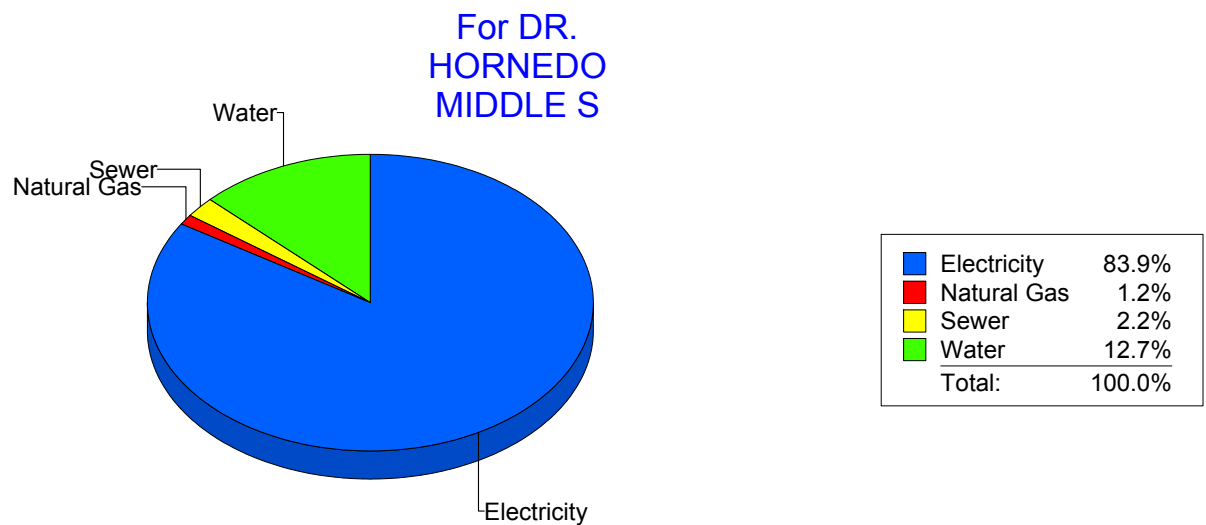
Energy CAP

Cost Avoidance Program

Cost Summary Graph

Grouped by Energy Type

Energy Type	Use	Units	Meter Cost	Special Charges	Total Cost	Avg Unit Cost	% of Total Cost
Site: DR. HORNEDO MIDDLE S - DR. HORNEDO MIDDLE S							
Electricity	137,000	KWH	\$16,995.81	\$0.00	\$16,995.81	0.1241	83.89%
Natural Gas	367	CCF	\$247.09	\$0.00	\$247.09	0.6733	1.22%
Water	2,398	CCF	\$2,579.58	\$0.00	\$2,579.58	1.0757	12.73%
Sewer	178	CCF	\$438.01	\$0.00	\$438.01	2.4607	2.16%
Total Cost:			\$20,260.49	\$0.00	\$20,260.49		



Filters: Cost Center Name Not One Of DoNotReport; Site Name Not One Of DoNotReport; Billing Period Equal To 200906

elpaso

Energy CAP

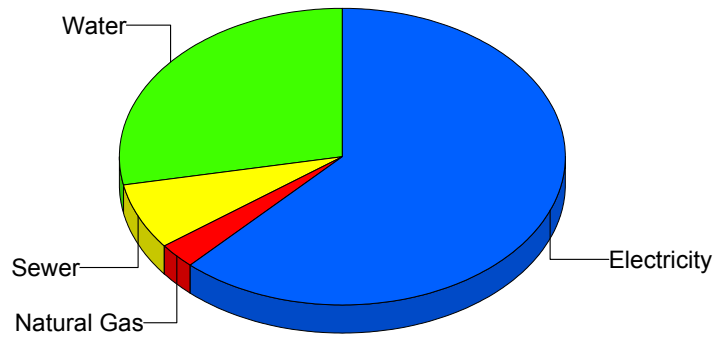
Cost Avoidance Program

Cost Summary Graph

Grouped by Energy Type

Energy Type	Use	Units	Meter Cost	Special Charges	Total Cost	Avg Unit Cost	% of Total Cost
Site: DR. L.A. NIXON ELEME - DR. L.A. NIXON ELEME							
Electricity	23,400	KWH	\$4,808.61	\$0.00	\$4,808.61	0.2055	61.81%
Natural Gas	294	CCF	\$235.69	\$0.00	\$235.69	0.8017	3.03%
Water	763	CCF	\$2,177.62	\$0.00	\$2,177.62	2.8540	27.99%
Sewer	243	CCF	\$557.94	\$0.00	\$557.94	2.2960	7.17%
Total Cost:			\$7,779.86	\$0.00	\$7,779.86		

For DR. L.A.
NIXON ELEME



Electricity	61.8%
Natural Gas	3.0%
Sewer	7.2%
Water	28.0%
Total:	100.0%

Filters: Cost Center Name Not One Of DoNotReport; Site Name Not One Of DoNotReport; Billing Period Equal To 200906

elpaso

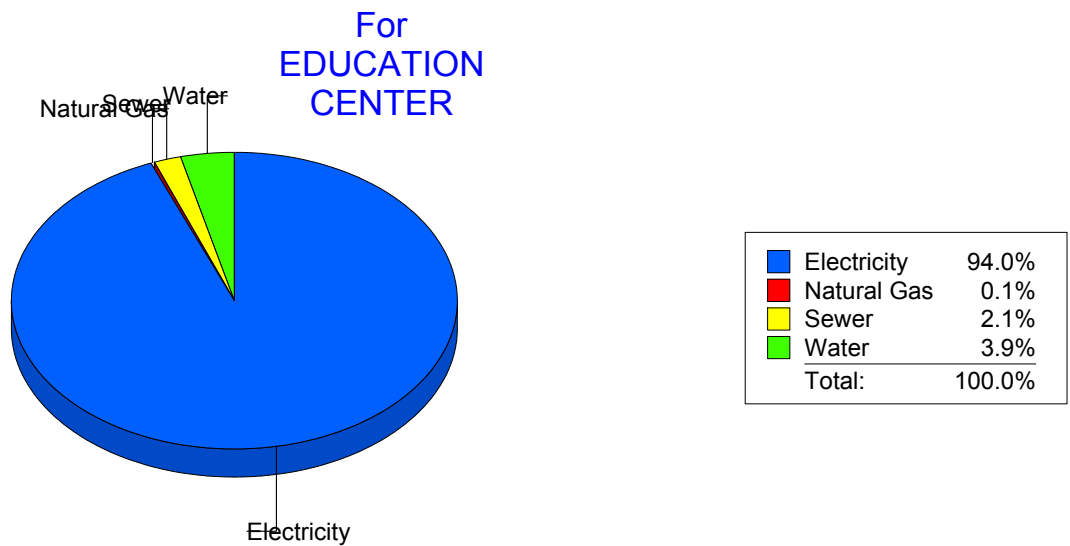
Energy CAP

Cost Avoidance Program

Cost Summary Graph

Grouped by Energy Type

Energy Type	Use	Units	Meter Cost	Special Charges	Total Cost	Avg Unit Cost	% of Total Cost
Site: EDUCATION CENTER - EDUCATION CENTER							
Electricity	322,093	KWH	\$35,114.81	\$0.00	\$35,114.81	0.1090	93.95%
Natural Gas	19	CCF	\$42.87	\$0.00	\$42.87	2.2563	0.11%
Water	570	CCF	\$1,446.64	\$0.00	\$1,446.64	2.5380	3.87%
Sewer	313	CCF	\$771.32	\$0.00	\$771.32	2.4643	2.06%
Total Cost:			\$37,375.64	\$0.00	\$37,375.64		



Filters: Cost Center Name Not One Of DoNotReport; Site Name Not One Of DoNotReport; Billing Period Equal To 200906

elpaso

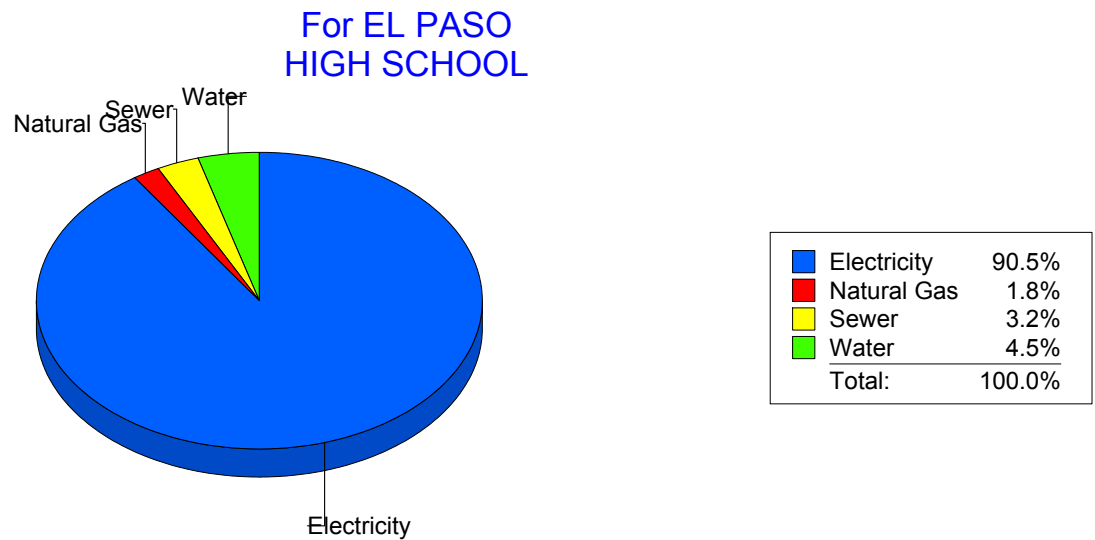
Energy CAP

Cost Avoidance Program

Cost Summary Graph

Grouped by Energy Type

Energy Type	Use	Units	Meter Cost	Special Charges	Total Cost	Avg Unit Cost	% of Total Cost
Site: EL PASO HIGH SCHOOL - EL PASO HIGH SCHOOL							
Electricity	143,444	KWH	\$20,353.34	\$0.00	\$20,353.34	0.1419	90.54%
Natural Gas	387	CCF	\$412.11	\$0.00	\$412.11	1.0649	1.83%
Water	373	CCF	\$1,005.68	\$0.00	\$1,005.68	2.6962	4.47%
Sewer	283	CCF	\$708.97	\$0.00	\$708.97	2.5052	3.15%
Total Cost:			\$22,480.10	\$0.00	\$22,480.10		



Filters: Cost Center Name Not One Of DoNotReport; Site Name Not One Of DoNotReport; Billing Period Equal To 200906

elpaso

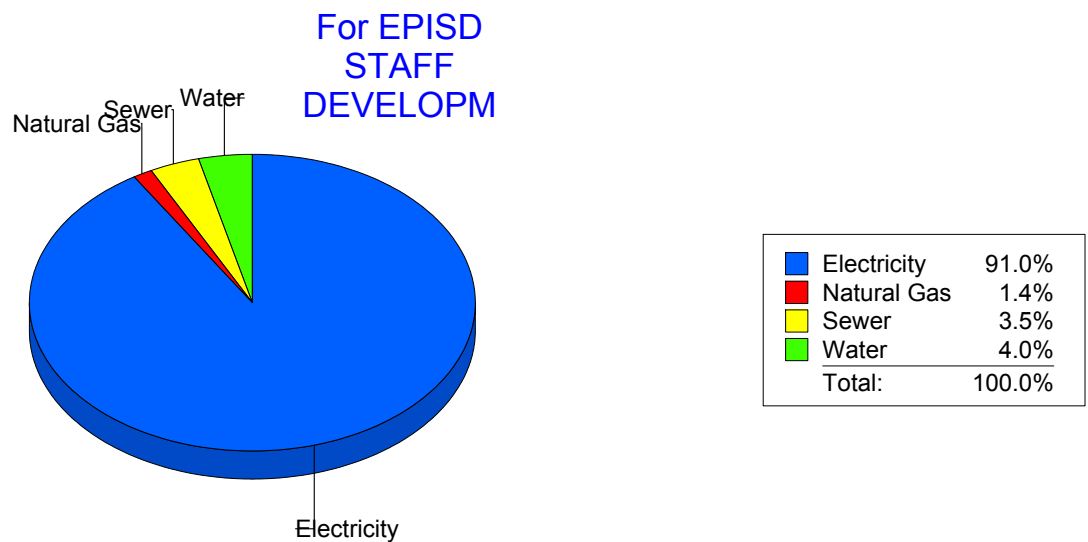
Energy CAP

Cost Avoidance Program

Cost Summary Graph

Grouped by Energy Type

Energy Type	Use	Units	Meter Cost	Special Charges	Total Cost	Avg Unit Cost	% of Total Cost
Site: EPISD STAFF DEVELOPM - EPISD STAFF DEVELOPM							
Electricity	21,920	KWH	\$2,517.74	\$0.00	\$2,517.74	0.1149	91.03%
Natural Gas	13	CCF	\$39.87	\$0.00	\$39.87	3.0669	1.44%
Water	32	CCF	\$110.54	\$0.00	\$110.54	3.4544	4.00%
Sewer	38	CCF	\$97.74	\$0.00	\$97.74	2.5721	3.53%
Total Cost:			\$2,765.89	\$0.00	\$2,765.89		



Filters: Cost Center Name Not One Of DoNotReport; Site Name Not One Of DoNotReport; Billing Period Equal To 200906

elpaso

Energy CAP

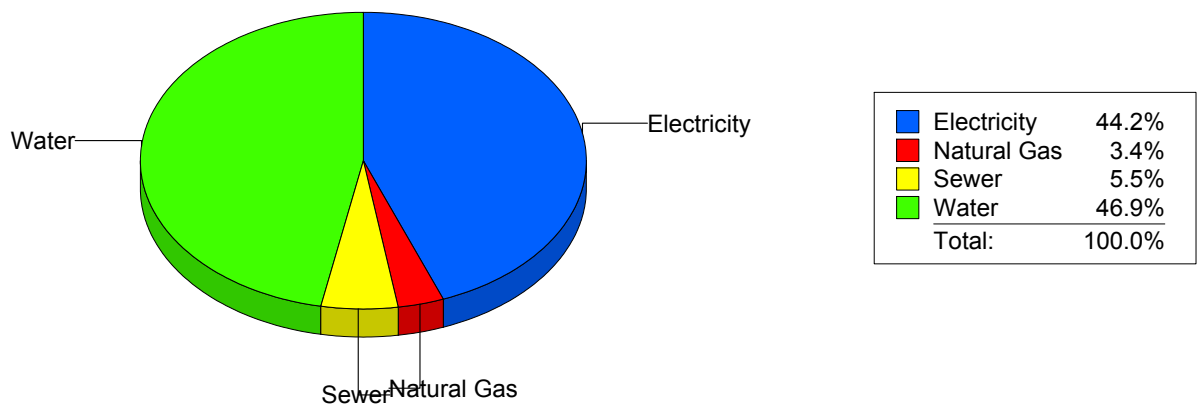
Cost Avoidance Program

Cost Summary Graph

Grouped by Energy Type

Energy Type	Use	Units	Meter Cost	Special Charges	Total Cost	Avg Unit Cost	% of Total Cost
Site: FANNIN ELEMENTARY - FANNIN ELEMENTARY							
Electricity	18,140	KWH	\$2,840.37	\$0.00	\$2,840.37	0.1566	44.19%
Natural Gas	220	CCF	\$220.94	\$0.00	\$220.94	1.0043	3.44%
Water	1,064	CCF	\$3,014.10	\$0.00	\$3,014.10	2.8328	46.89%
Sewer	120	CCF	\$352.25	\$0.00	\$352.25	2.9354	5.48%
Total Cost:			\$6,427.66	\$0.00	\$6,427.66		

For FANNIN
ELEMENTARY



Filters: Cost Center Name Not One Of DoNotReport; Site Name Not One Of DoNotReport; Billing Period Equal To 200906

elpaso

Energy CAP

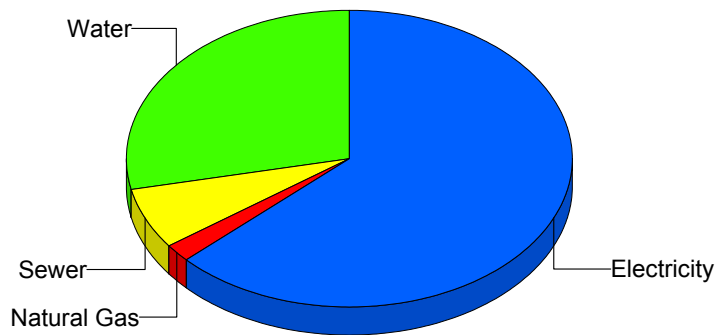
Cost Avoidance Program

Cost Summary Graph

Grouped by Energy Type

Energy Type	Use	Units	Meter Cost	Special Charges	Total Cost	Avg Unit Cost	% of Total Cost
Site: FINE ARTS/MULTIMEDIA - FINE ARTS/MULTIMEDIA							
Electricity	8,527	KWH	\$1,308.50	\$0.00	\$1,308.50	0.1535	63.08%
Natural Gas	18	CCF	\$42.37	\$0.00	\$42.37	2.3539	2.04%
Water	197	CCF	\$586.42	\$0.00	\$586.42	2.9768	28.27%
Sewer	59	CCF	\$137.17	\$0.00	\$137.17	2.3249	6.61%
Total Cost:			\$2,074.46	\$0.00	\$2,074.46		

For FINE
ARTS/MULTIMEDIA



Electricity	63.1%
Natural Gas	2.0%
Sewer	6.6%
Water	28.3%
Total:	100.0%

Filters: Cost Center Name Not One Of DoNotReport; Site Name Not One Of DoNotReport; Billing Period Equal To 200906

elpaso

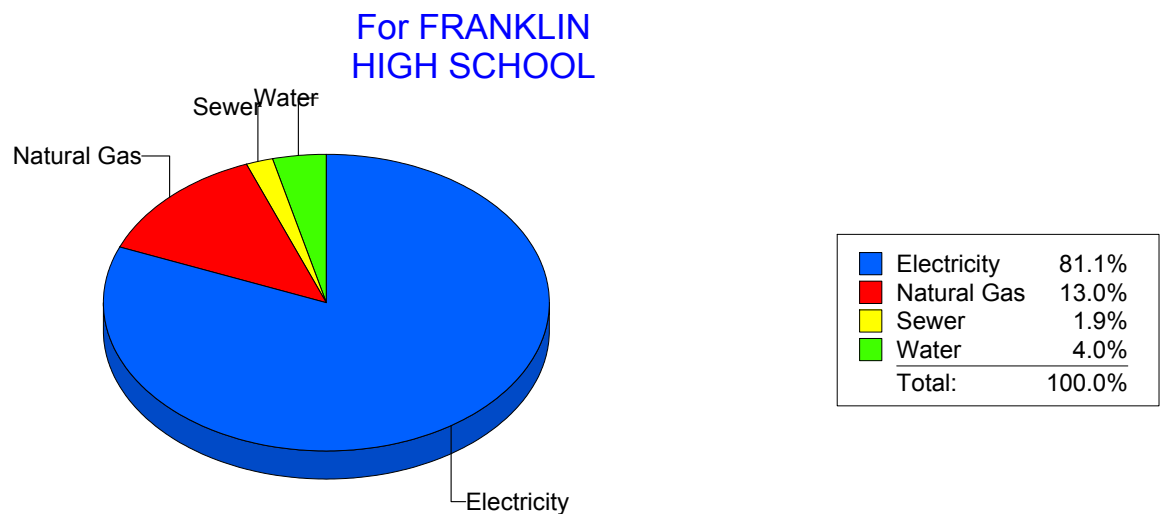
Energy CAP

Cost Avoidance Program

Cost Summary Graph

Grouped by Energy Type

Energy Type	Use	Units	Meter Cost	Special Charges	Total Cost	Avg Unit Cost	% of Total Cost
Site: FRANKLIN HIGH SCHOOL - FRANKLIN HIGH SCHOOL							
Electricity	277,128	KWH	\$31,829.98	\$0.00	\$31,829.98	0.1149	81.10%
Natural Gas	8,592	CCF	\$5,098.59	\$0.00	\$5,098.59	0.5934	12.99%
Water	798	CCF	\$1,574.14	\$0.00	\$1,574.14	1.9726	4.01%
Sewer	421	CCF	\$746.62	\$0.00	\$746.62	1.7734	1.90%
Total Cost:			\$39,249.33	\$0.00	\$39,249.33		



Filters: Cost Center Name Not One Of DoNotReport; Site Name Not One Of DoNotReport; Billing Period Equal To 200906

elpaso

Energy CAP

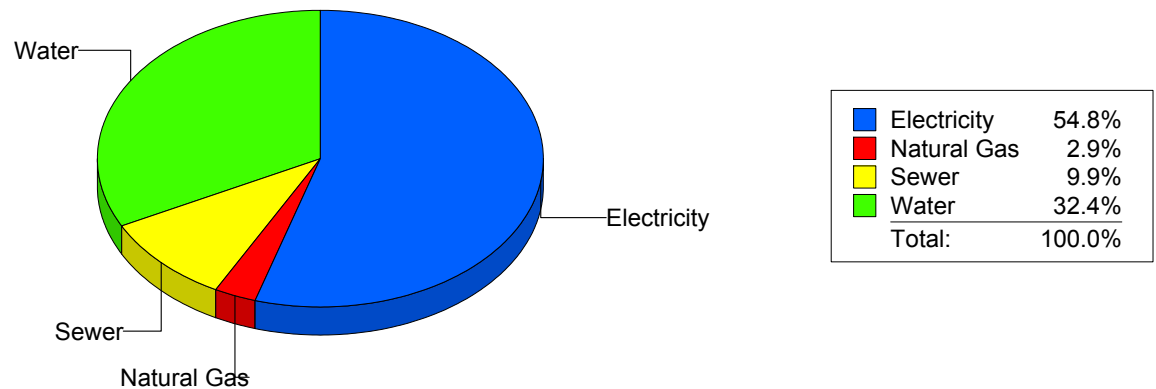
Cost Avoidance Program

Cost Summary Graph

Grouped by Energy Type

Energy Type	Use	Units	Meter Cost	Special Charges	Total Cost	Avg Unit Cost	% of Total Cost
Site: GREEN ELEMENTARY SCH - GREEN ELEMENTARY SCH							
Electricity	16,800	KWH	\$2,793.64	\$0.00	\$2,793.64	0.1663	54.80%
Natural Gas	152	CCF	\$148.60	\$0.00	\$148.60	0.9776	2.91%
Water	555	CCF	\$1,651.86	\$0.00	\$1,651.86	2.9763	32.40%
Sewer	181	CCF	\$504.06	\$0.00	\$504.06	2.7849	9.89%
Total Cost:			\$5,098.16	\$0.00	\$5,098.16		

For GREEN
ELEMENTARY
SCH



Filters: Cost Center Name Not One Of DoNotReport; Site Name Not One Of DoNotReport; Billing Period Equal To 200906

elpaso

Energy CAP

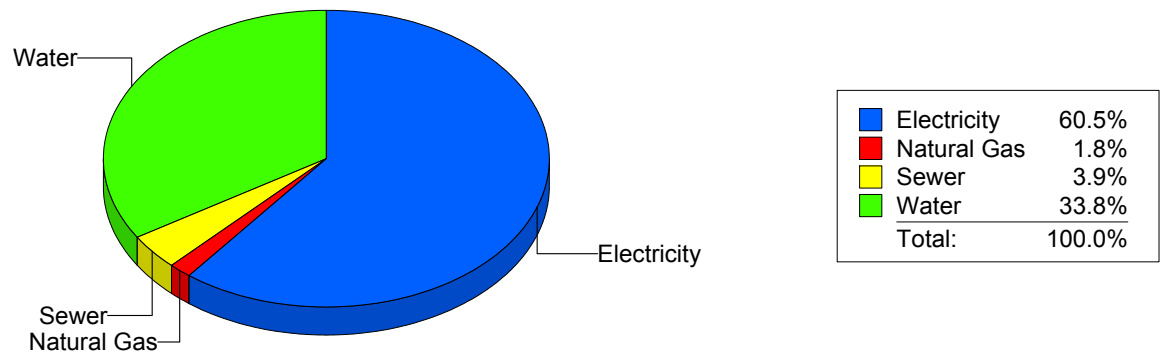
Cost Avoidance Program

Cost Summary Graph

Grouped by Energy Type

Energy Type	Use	Units	Meter Cost	Special Charges	Total Cost	Avg Unit Cost	% of Total Cost
Site: GUILLEN MIDDLE SCHOO - GUILLEN MIDDLE SCHOO							
Electricity	59,278	KWH	\$8,347.17	\$0.00	\$8,347.17	0.1408	60.54%
Natural Gas	306	CCF	\$243.05	\$0.00	\$243.05	0.7943	1.76%
Water	1,656	CCF	\$4,656.84	\$0.00	\$4,656.84	2.8121	33.78%
Sewer	268	CCF	\$540.21	\$0.00	\$540.21	2.0157	3.92%
Total Cost:			\$13,787.27	\$0.00	\$13,787.27		

For GUILLEN
MIDDLE
SCHOO



Filters: Cost Center Name Not One Of DoNotReport; Site Name Not One Of DoNotReport; Billing Period Equal To 200906

elpaso

Energy CAP

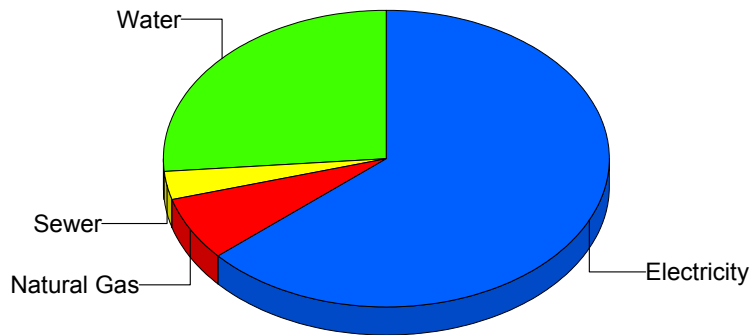
Cost Avoidance Program

Cost Summary Graph

Grouped by Energy Type

Energy Type	Use	Units	Meter Cost	Special Charges	Total Cost	Avg Unit Cost	% of Total Cost
Site: H.E. CHARLES MIDDLE - H.E. CHARLES MIDDLE							
Electricity	58,850	KWH	\$7,837.70	\$0.00	\$7,837.70	0.1332	63.55%
Natural Gas	1,422	CCF	\$875.44	\$0.00	\$875.44	0.6156	7.10%
Water	810	CCF	\$3,253.78	\$0.00	\$3,253.78	4.0170	26.38%
Sewer	121	CCF	\$365.62	\$0.00	\$365.62	3.0217	2.96%
Total Cost:			\$12,332.54	\$0.00	\$12,332.54		

For H.E.
CHARLES
MIDDLE



Electricity	63.6%
Natural Gas	7.1%
Sewer	3.0%
Water	26.4%
Total:	100.0%

Filters: Cost Center Name Not One Of DoNotReport; Site Name Not One Of DoNotReport; Billing Period Equal To 200906

el Paso

Energy CAP

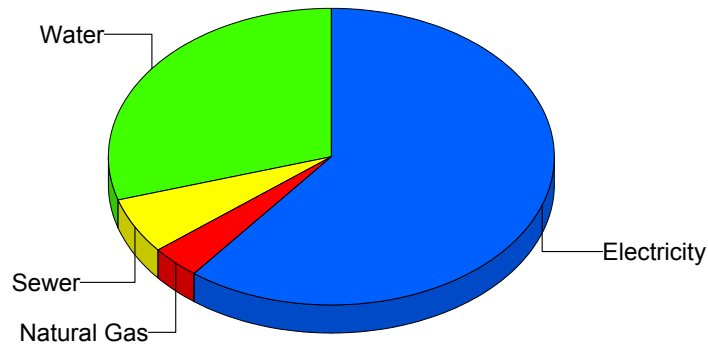
Cost Avoidance Program

Cost Summary Graph

Grouped by Energy Type

Energy Type	Use	Units	Meter Cost	Special Charges	Total Cost	Avg Unit Cost	% of Total Cost
Site: HART ELEMENTARY SCHO - HART ELEMENTARY SCHO							
Electricity	20,256	KWH	\$3,232.17	\$0.00	\$3,232.17	0.1596	60.52%
Natural Gas	274	CCF	\$190.04	\$0.00	\$190.04	0.6936	3.56%
Water	509	CCF	\$1,591.03	\$0.00	\$1,591.03	3.1258	29.79%
Sewer	143	CCF	\$327.33	\$0.00	\$327.33	2.2890	6.13%
Total Cost:			\$5,340.57	\$0.00	\$5,340.57		

For HART
ELEMENTARY
SCHO



Electricity	60.5%
Natural Gas	3.6%
Sewer	6.1%
Water	29.8%
Total:	100.0%

Filters: Cost Center Name Not One Of DoNotReport; Site Name Not One Of DoNotReport; Billing Period Equal To 200906

elpaso

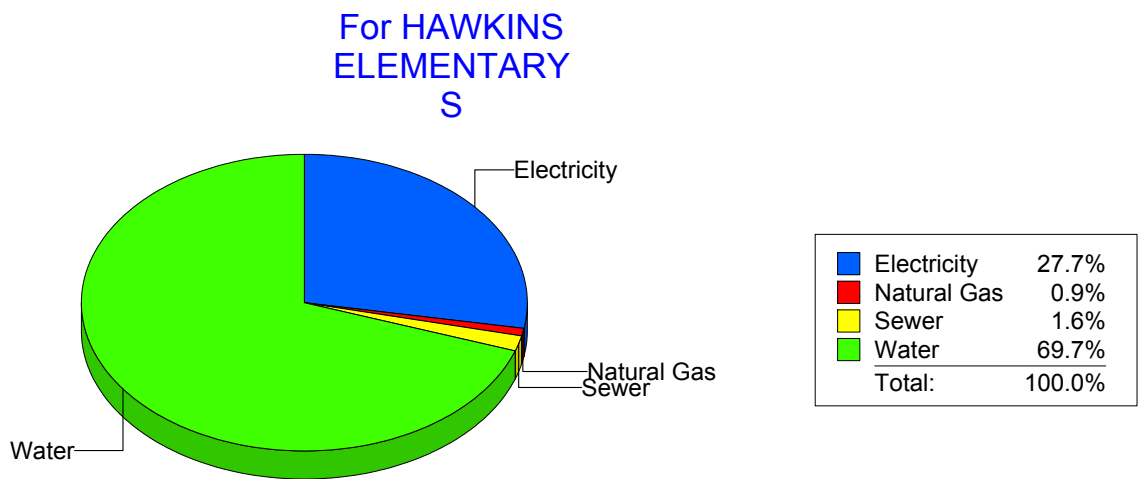
Energy CAP

Cost Avoidance Program

Cost Summary Graph

Grouped by Energy Type

Energy Type	Use	Units	Meter Cost	Special Charges	Total Cost	Avg Unit Cost	% of Total Cost
Site: HAWKINS ELEMENTARY S - HAWKINS ELEMENTARY S							
Electricity	20,901	KWH	\$2,886.44	\$0.00	\$2,886.44	0.1381	27.73%
Natural Gas	116	CCF	\$93.13	\$0.00	\$93.13	0.8028	0.89%
Water	1,506	CCF	\$7,258.11	\$0.00	\$7,258.11	4.8195	69.74%
Sewer	36	CCF	\$170.20	\$0.00	\$170.20	4.7278	1.64%
Total Cost:			\$10,407.88	\$0.00	\$10,407.88		



Filters: Cost Center Name Not One Of DoNotReport; Site Name Not One Of DoNotReport; Billing Period Equal To 200906

elpaso

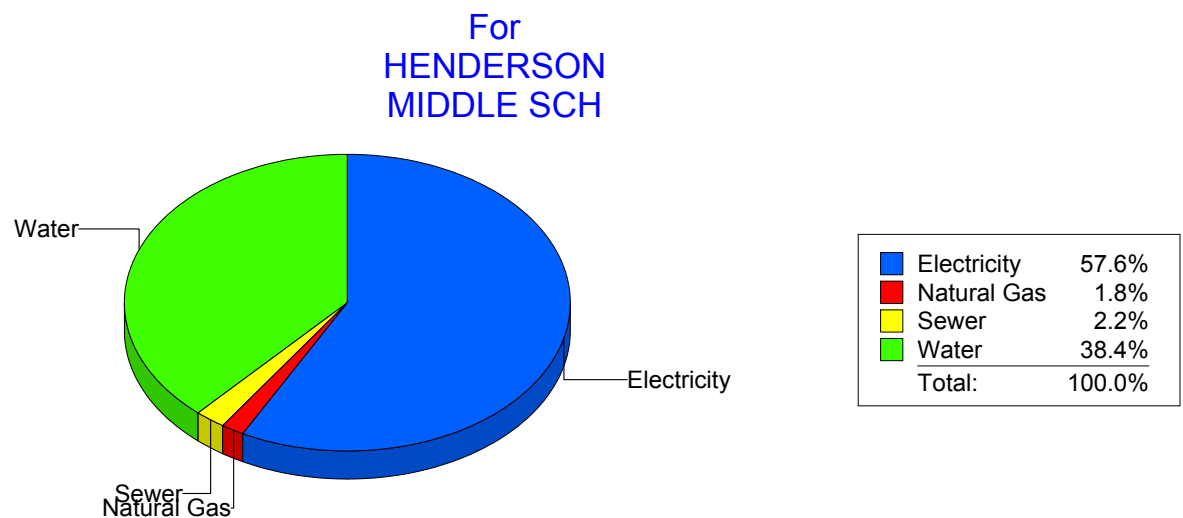
Energy CAP

Cost Avoidance Program

Cost Summary Graph

Grouped by Energy Type

Energy Type	Use	Units	Meter Cost	Special Charges	Total Cost	Avg Unit Cost	% of Total Cost
Site: HENDERSON MIDDLE SCH - HENDERSON MIDDLE SCH							
Electricity	47,156	KWH	\$6,833.61	\$0.00	\$6,833.61	0.1449	57.65%
Natural Gas	303	CCF	\$207.83	\$0.00	\$207.83	0.6859	1.75%
Water	1,861	CCF	\$4,549.85	\$0.00	\$4,549.85	2.4448	38.38%
Sewer	158	CCF	\$262.90	\$0.00	\$262.90	1.6639	2.22%
Total Cost:			\$11,854.19	\$0.00	\$11,854.19		



Filters: Cost Center Name Not One Of DoNotReport; Site Name Not One Of DoNotReport; Billing Period Equal To 200906

elpaso

Energy CAP

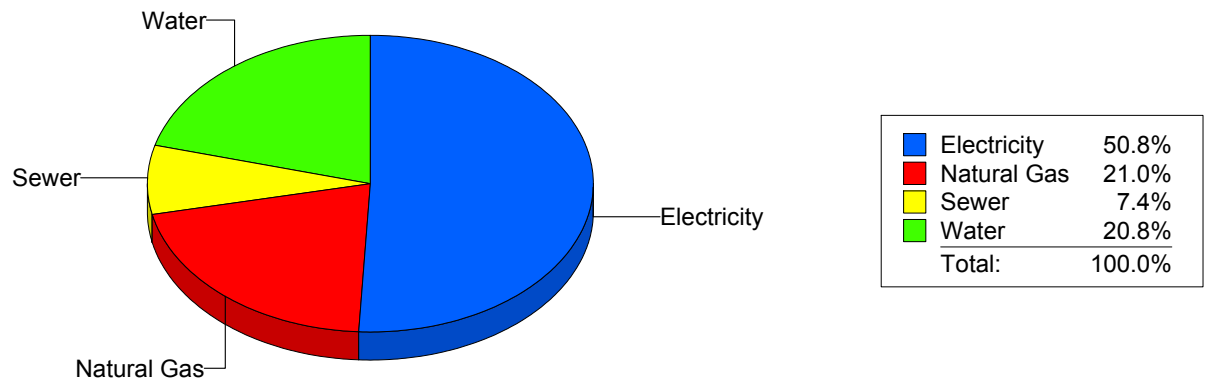
Cost Avoidance Program

Cost Summary Graph

Grouped by Energy Type

Energy Type	Use	Units	Meter Cost	Special Charges	Total Cost	Avg Unit Cost	% of Total Cost
Site: HERCULES COTTAGES - HERCULES COTTAGES							
Electricity	2,103	KWH	\$409.17	\$0.00	\$409.17	0.1946	50.79%
Natural Gas	4	CCF	\$168.90	\$0.00	\$168.90	42.2250	20.97%
Water	56	CCF	\$167.96	\$0.00	\$167.96	2.9993	20.85%
Sewer	23	CCF	\$59.54	\$0.00	\$59.54	2.5887	7.39%
Total Cost:			\$805.57	\$0.00	\$805.57		

For HERCULES COTTAGES



Filters: Cost Center Name Not One Of DoNotReport; Site Name Not One Of DoNotReport; Billing Period Equal To 200906

elpaso

Energy CAP

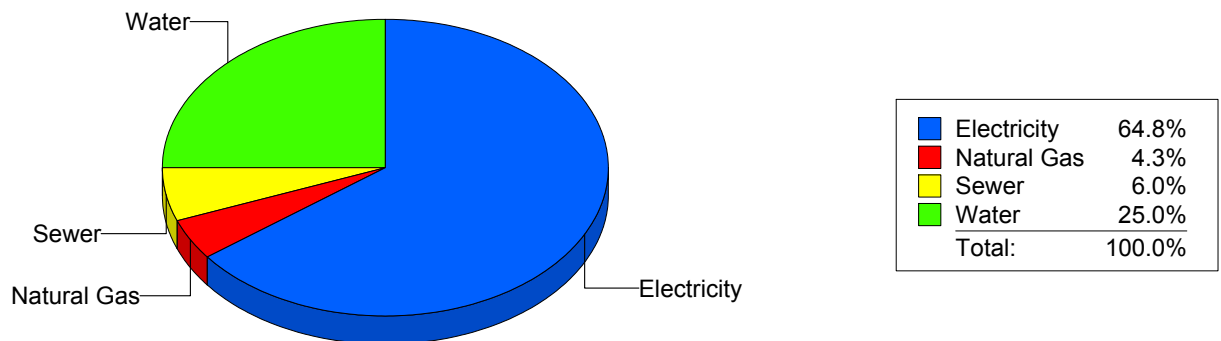
Cost Avoidance Program

Cost Summary Graph

Grouped by Energy Type

Energy Type	Use	Units	Meter Cost	Special Charges	Total Cost	Avg Unit Cost	% of Total Cost
Site: HILLSIDE ELEMENTARY - HILLSIDE ELEMENTARY							
Electricity	23,365	KWH	\$4,464.59	\$0.00	\$4,464.59	0.1911	64.80%
Natural Gas	301	CCF	\$294.21	\$0.00	\$294.21	0.9774	4.27%
Water	564	CCF	\$1,720.10	\$0.00	\$1,720.10	3.0498	24.97%
Sewer	156	CCF	\$410.67	\$0.00	\$410.67	2.6325	5.96%
Total Cost:			\$6,889.57	\$0.00	\$6,889.57		

For HILLSIDE
ELEMENTARY



Filters: Cost Center Name Not One Of DoNotReport; Site Name Not One Of DoNotReport; Billing Period Equal To 200906

elpaso

Energy CAP

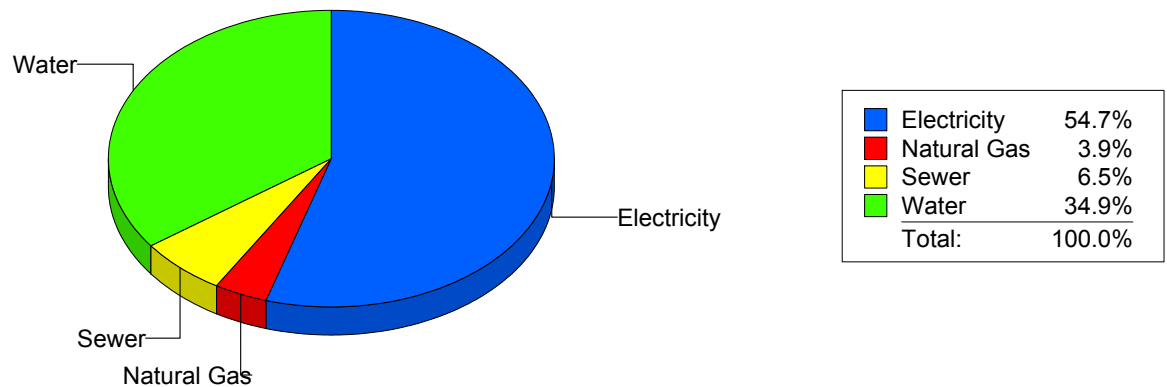
Cost Avoidance Program

Cost Summary Graph

Grouped by Energy Type

Energy Type	Use	Units	Meter Cost	Special Charges	Total Cost	Avg Unit Cost	% of Total Cost
Site: HOUSTON INTERMEDIATE - HOUSTON INTERMEDIATE							
Electricity	20,995	KWH	\$2,441.57	\$0.00	\$2,441.57	0.1163	54.72%
Natural Gas	139	CCF	\$173.43	\$0.00	\$173.43	1.2477	3.89%
Water	379	CCF	\$1,555.85	\$0.00	\$1,555.85	4.1051	34.87%
Sewer	64	CCF	\$291.24	\$0.00	\$291.24	4.5506	6.53%
Total Cost:			\$4,462.09	\$0.00	\$4,462.09		

For HOUSTON
INTERMEDIATE



Filters: Cost Center Name Not One Of DoNotReport; Site Name Not One Of DoNotReport; Billing Period Equal To 200906

elpaso

Energy CAP

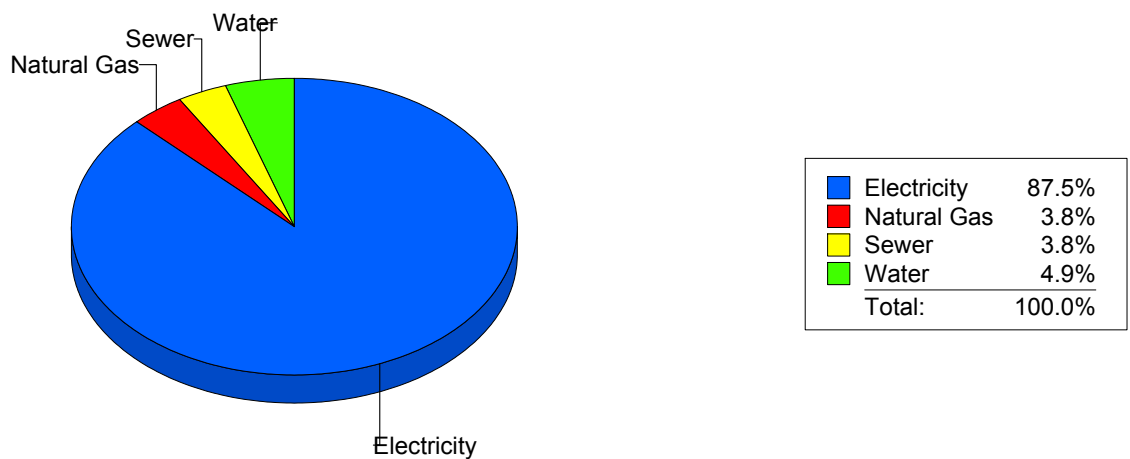
Cost Avoidance Program

Cost Summary Graph

Grouped by Energy Type

Energy Type	Use	Units	Meter Cost	Special Charges	Total Cost	Avg Unit Cost	% of Total Cost
Site: MOYE - HR Moye							
Electricity	54,000	KWH	\$7,334.01	\$0.00	\$7,334.01	0.1358	87.48%
Natural Gas	481	CCF	\$317.02	\$0.00	\$317.02	0.6591	3.78%
Water	91	CCF	\$409.89	\$0.00	\$409.89	4.5043	4.89%
Sewer	87	CCF	\$322.44	\$0.00	\$322.44	3.7062	3.85%
Total Cost:			\$8,383.36	\$0.00	\$8,383.36		

For HR Moye



Filters: Cost Center Name Not One Of DoNotReport; Site Name Not One Of DoNotReport; Billing Period Equal To 200906

elpaso

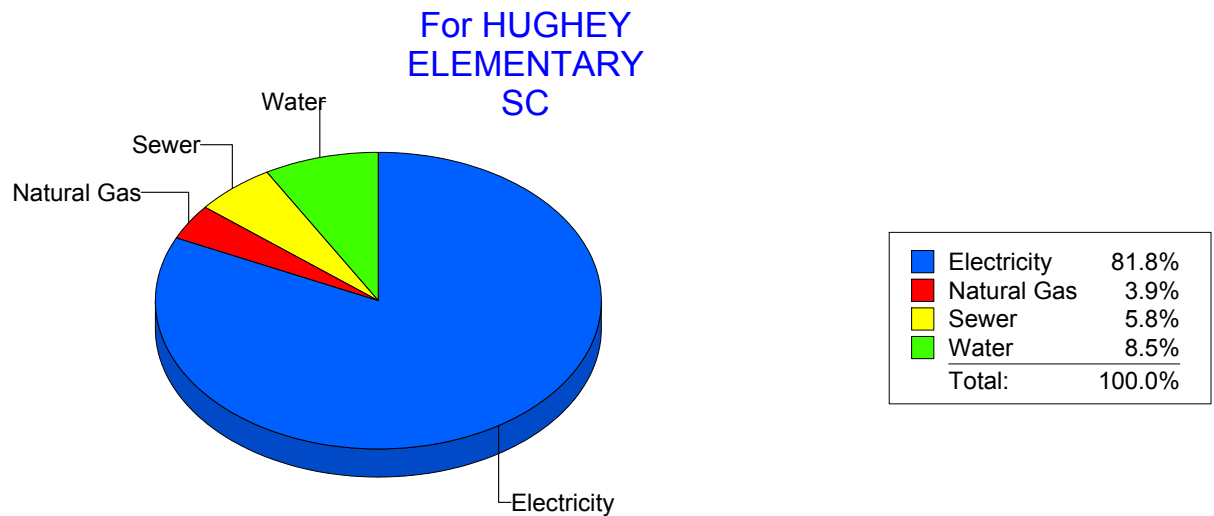
Energy CAP

Cost Avoidance Program

Cost Summary Graph

Grouped by Energy Type

Energy Type	Use	Units	Meter Cost	Special Charges	Total Cost	Avg Unit Cost	% of Total Cost
Site: HUGHEY ELEMENTARY SC - HUGHEY ELEMENTARY SC							
Electricity	12,560	KWH	\$3,412.39	\$0.00	\$3,412.39	0.2717	81.85%
Natural Gas	229	CCF	\$162.43	\$0.00	\$162.43	0.7093	3.90%
Water	309	CCF	\$353.03	\$0.00	\$353.03	1.1425	8.47%
Sewer	141	CCF	\$241.31	\$0.00	\$241.31	1.7114	5.79%
Total Cost:			\$4,169.16	\$0.00	\$4,169.16		



Filters: Cost Center Name Not One Of DoNotReport; Site Name Not One Of DoNotReport; Billing Period Equal To 200906

elpaso

Energy CAP

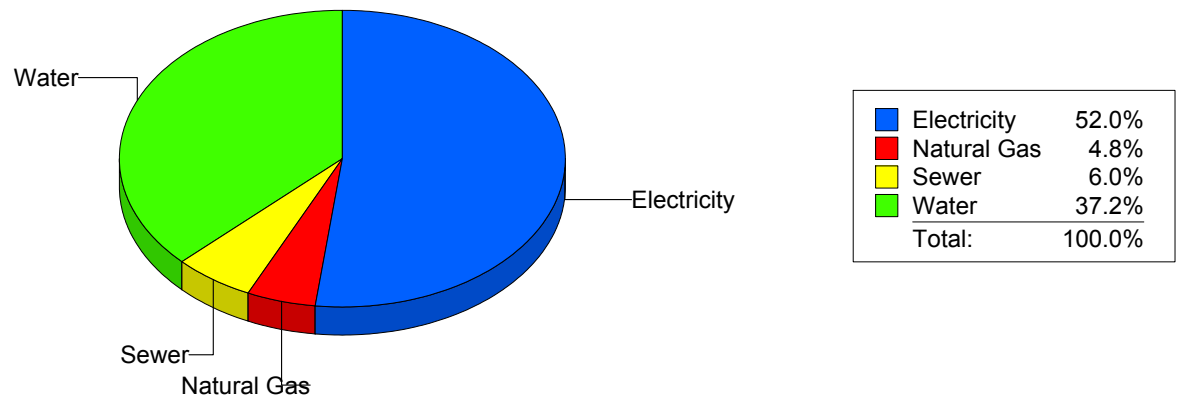
Cost Avoidance Program

Cost Summary Graph

Grouped by Energy Type

Energy Type	Use	Units	Meter Cost	Special Charges	Total Cost	Avg Unit Cost	% of Total Cost
Site: IRVIN HIGH SCHOOL - IRVIN HIGH SCHOOL							
Electricity	65,721	KWH	\$11,175.62	\$0.00	\$11,175.62	0.1700	51.99%
Natural Gas	1,635	CCF	\$1,034.95	\$0.00	\$1,034.95	0.6330	4.81%
Water	2,990	CCF	\$7,985.78	\$0.00	\$7,985.78	2.6708	37.15%
Sewer	914	CCF	\$1,298.39	\$0.00	\$1,298.39	1.4206	6.04%
Total Cost:			\$21,494.74	\$0.00	\$21,494.74		

For IRVIN HIGH SCHOOL



Filters: Cost Center Name Not One Of DoNotReport; Site Name Not One Of DoNotReport; Billing Period Equal To 200906

elpaso

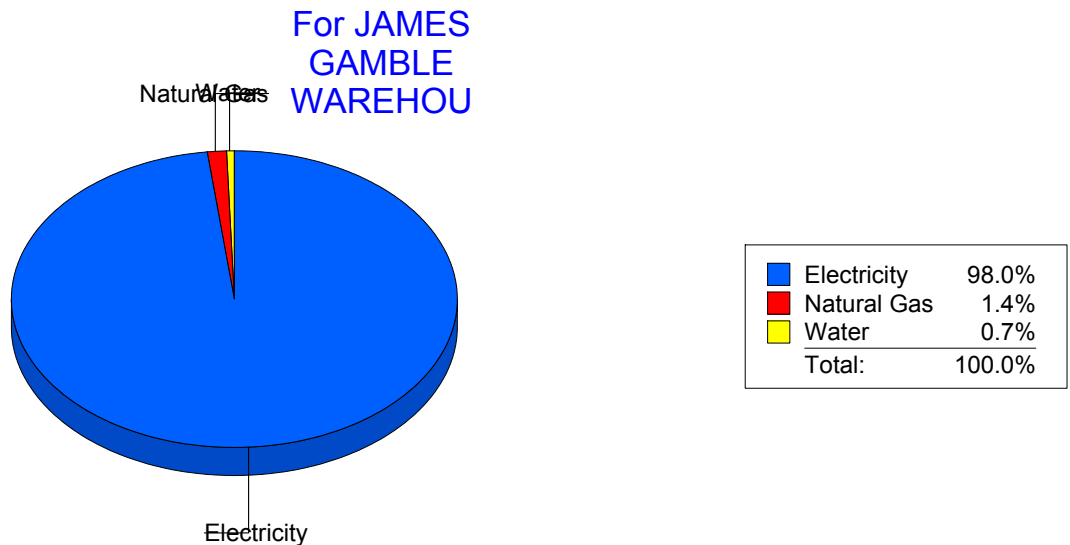
Energy CAP

Cost Avoidance Program

Cost Summary Graph

Grouped by Energy Type

Energy Type	Use	Units	Meter Cost	Special Charges	Total Cost	Avg Unit Cost	% of Total Cost
Site: JAMES GAMBLE WAREHOU - JAMES GAMBLE WAREHOU							
Electricity	39,200	KWH	\$5,241.23	\$0.00	\$5,241.23	0.1337	97.96%
Natural Gas	79	CCF	\$72.88	\$0.00	\$72.88	0.9225	1.36%
Water	0	CCF	\$36.36	\$0.00	\$36.36	0.0000	0.68%
Total Cost:			\$5,350.47	\$0.00	\$5,350.47		



Filters: Cost Center Name Not One Of DoNotReport; Site Name Not One Of DoNotReport; Billing Period Equal To 200906

elpaso

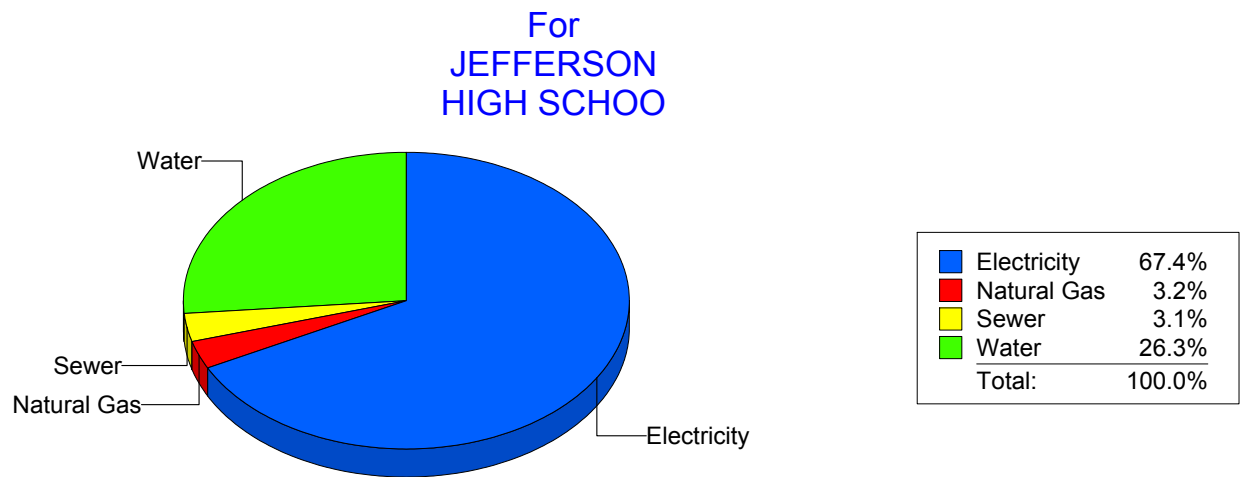
Energy CAP

Cost Avoidance Program

Cost Summary Graph

Grouped by Energy Type

Energy Type	Use	Units	Meter Cost	Special Charges	Total Cost	Avg Unit Cost	% of Total Cost
Site: JEFFERSON HIGH SCHOOL - JEFFERSON HIGH SCHOOL							
Electricity	104,066	KWH	\$14,061.34	\$0.00	\$14,061.34	0.1351	67.40%
Natural Gas	728	CCF	\$666.15	\$0.00	\$666.15	0.9150	3.19%
Water	2,400	CCF	\$5,491.71	\$0.00	\$5,491.71	2.2882	26.32%
Sewer	236	CCF	\$644.27	\$0.00	\$644.27	2.7300	3.09%
Total Cost:			\$20,863.47	\$0.00	\$20,863.47		



Filters: Cost Center Name Not One Of DoNotReport; Site Name Not One Of DoNotReport; Billing Period Equal To 200906

elpaso

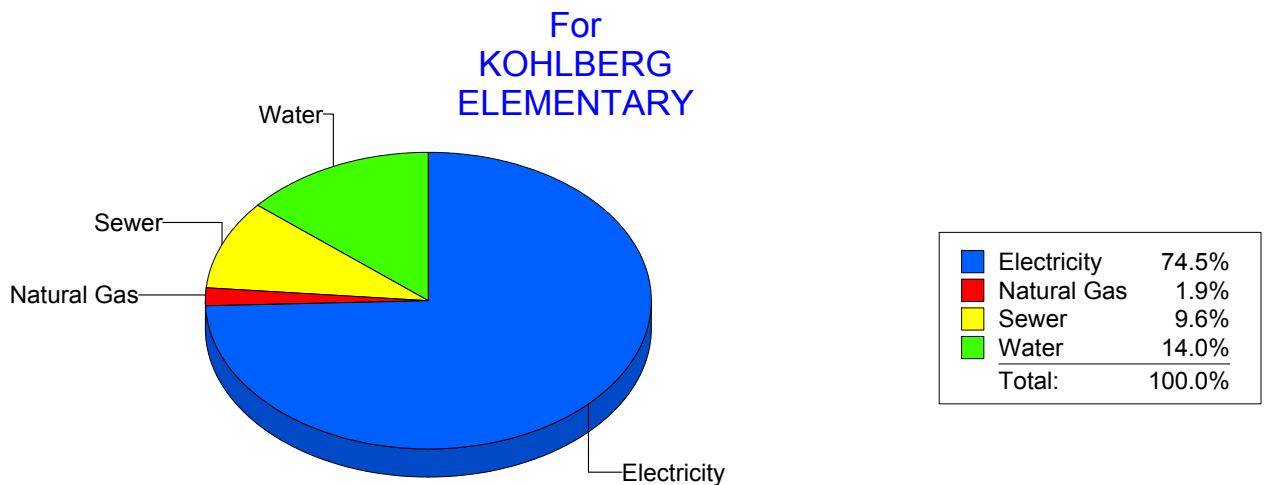
Energy CAP

Cost Avoidance Program

Cost Summary Graph

Grouped by Energy Type

Energy Type	Use	Units	Meter Cost	Special Charges	Total Cost	Avg Unit Cost	% of Total Cost
Site: KOHLBERG ELEMENTARY - KOHLBERG ELEMENTARY							
Electricity	22,500	KWH	\$5,024.78	\$0.00	\$5,024.78	0.2233	74.50%
Natural Gas	171	CCF	\$126.86	\$0.00	\$126.86	0.7419	1.88%
Water	521	CCF	\$945.38	\$0.00	\$945.38	1.8145	14.02%
Sewer	363	CCF	\$648.10	\$0.00	\$648.10	1.7854	9.61%
Total Cost:			\$6,745.12	\$0.00	\$6,745.12		



Filters: Cost Center Name Not One Of DoNotReport; Site Name Not One Of DoNotReport; Billing Period Equal To 200906

elpaso

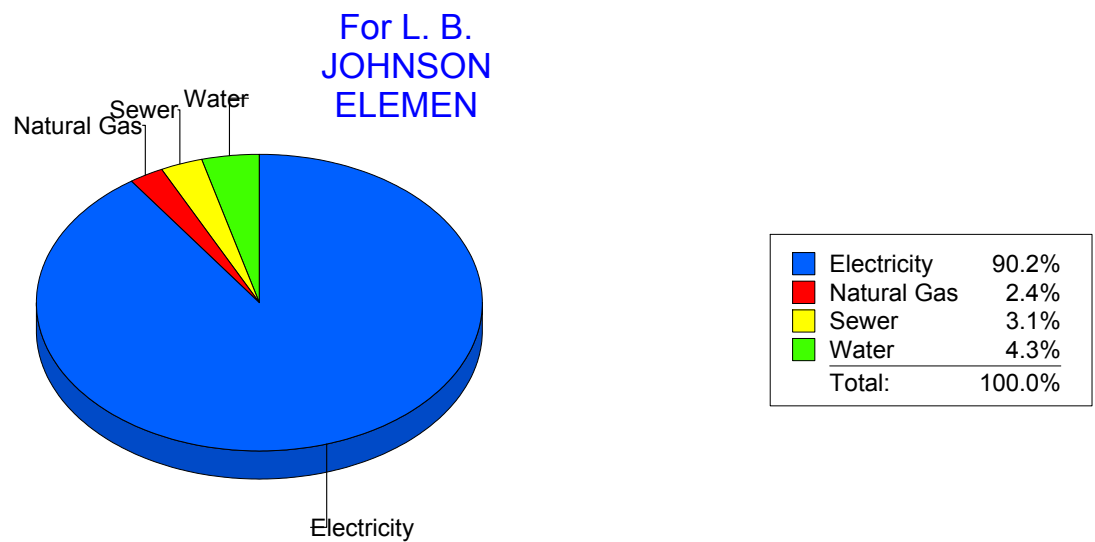
Energy CAP

Cost Avoidance Program

Cost Summary Graph

Grouped by Energy Type

Energy Type	Use	Units	Meter Cost	Special Charges	Total Cost	Avg Unit Cost	% of Total Cost
Site: L. B. JOHNSON ELEMEN - L. B. JOHNSON ELEMEN							
Electricity	55,900	KWH	\$8,154.00	\$0.00	\$8,154.00	0.1459	90.24%
Natural Gas	268	CCF	\$219.52	\$0.00	\$219.52	0.8191	2.43%
Water	210	CCF	\$386.53	\$0.00	\$386.53	1.8406	4.28%
Sewer	109	CCF	\$276.04	\$0.00	\$276.04	2.5325	3.05%
Total Cost:			\$9,036.09	\$0.00	\$9,036.09		



Filters: Cost Center Name Not One Of DoNotReport; Site Name Not One Of DoNotReport; Billing Period Equal To 200906

elpaso

Energy CAP

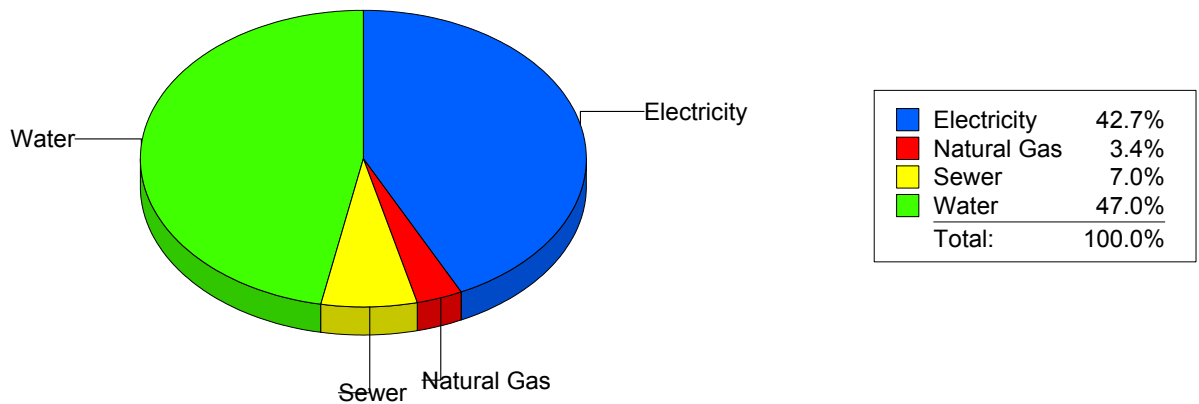
Cost Avoidance Program

Cost Summary Graph

Grouped by Energy Type

Energy Type	Use	Units	Meter Cost	Special Charges	Total Cost	Avg Unit Cost	% of Total Cost
Site: LAMAR ELEMENTARY SCH - LAMAR ELEMENTARY SCH							
Electricity	25,200	KWH	\$3,805.78	\$0.00	\$3,805.78	0.1510	42.66%
Natural Gas	347	CCF	\$301.58	\$0.00	\$301.58	0.8691	3.38%
Water	1,139	CCF	\$4,188.43	\$0.00	\$4,188.43	3.6773	46.95%
Sewer	226	CCF	\$624.58	\$0.00	\$624.58	2.7636	7.00%
Total Cost:			\$8,920.37	\$0.00	\$8,920.37		

For LAMAR
ELEMENTARY
SCH



Filters: Cost Center Name Not One Of DoNotReport; Site Name Not One Of DoNotReport; Billing Period Equal To 200906

elpaso

Energy CAP

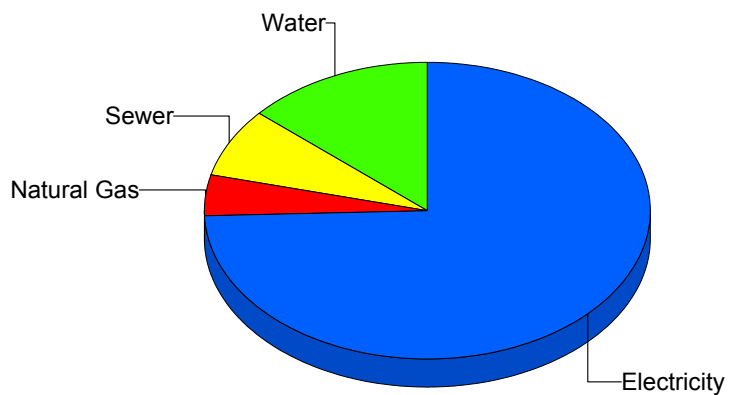
Cost Avoidance Program

Cost Summary Graph

Grouped by Energy Type

Energy Type	Use	Units	Meter Cost	Special Charges	Total Cost	Avg Unit Cost	% of Total Cost
Site: LEE ELEMENTARY - LEE ELEMENTARY							
Electricity	17,172	KWH	\$4,083.24	\$0.00	\$4,083.24	0.2378	74.43%
Natural Gas	267	CCF	\$237.80	\$0.00	\$237.80	0.8906	4.33%
Water	184	CCF	\$747.07	\$0.00	\$747.07	4.0602	13.62%
Sewer	107	CCF	\$417.54	\$0.00	\$417.54	3.9022	7.61%
Total Cost:			\$5,485.65	\$0.00	\$5,485.65		

For LEE
ELEMENTARY



Electricity	74.4%
Natural Gas	4.3%
Sewer	7.6%
Water	13.6%
Total:	100.0%

Filters: Cost Center Name Not One Of DoNotReport; Site Name Not One Of DoNotReport; Billing Period Equal To 200906

elpaso

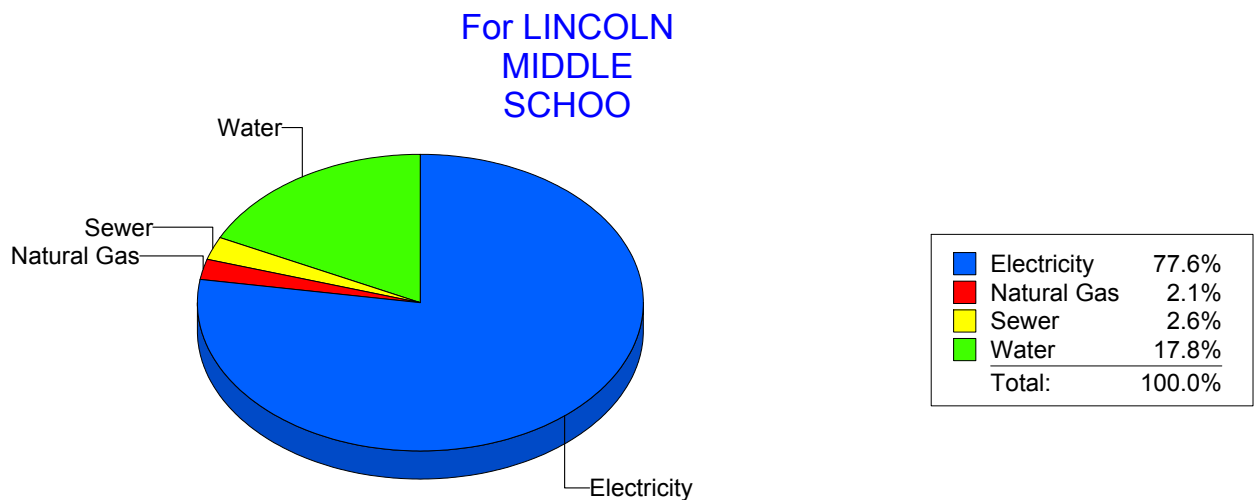
Energy CAP

Cost Avoidance Program

Cost Summary Graph

Grouped by Energy Type

Energy Type	Use	Units	Meter Cost	Special Charges	Total Cost	Avg Unit Cost	% of Total Cost
Site: LINCOLN MIDDLE SCHOO - LINCOLN MIDDLE SCHOO							
Electricity	87,150	KWH	\$13,643.54	\$0.00	\$13,643.54	0.1566	77.60%
Natural Gas	560	CCF	\$364.25	\$0.00	\$364.25	0.6504	2.07%
Water	986	CCF	\$3,123.50	\$0.00	\$3,123.50	3.1678	17.77%
Sewer	246	CCF	\$450.03	\$0.00	\$450.03	1.8294	2.56%
Total Cost:			\$17,581.32	\$0.00	\$17,581.32		



Filters: Cost Center Name Not One Of DoNotReport; Site Name Not One Of DoNotReport; Billing Period Equal To 200906

elpaso

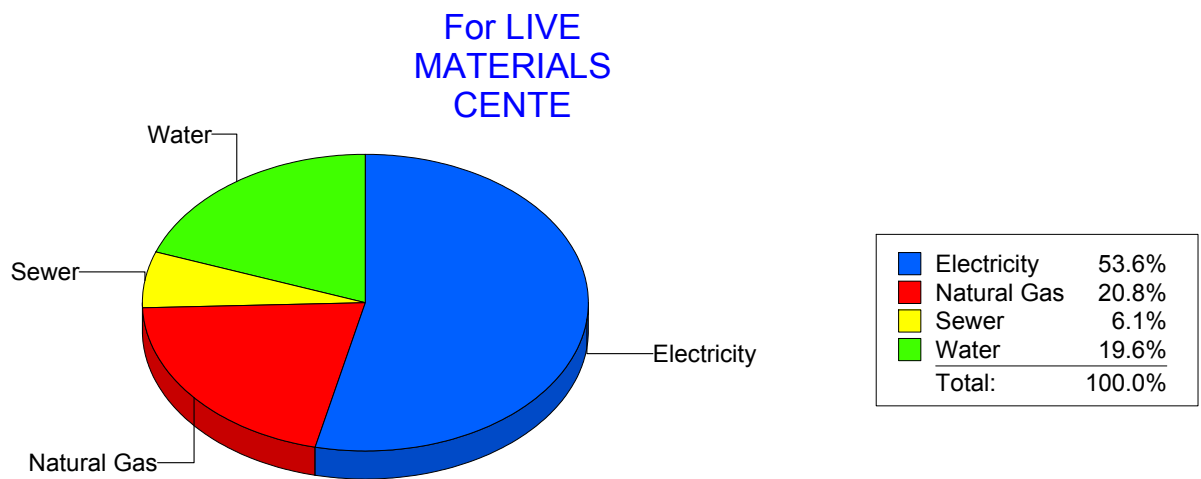
Energy CAP

Cost Avoidance Program

Cost Summary Graph

Grouped by Energy Type

Energy Type	Use	Units	Meter Cost	Special Charges	Total Cost	Avg Unit Cost	% of Total Cost
Site: LIVE MATERIALS CENTE - LIVE MATERIALS CENTE							
Electricity		1,015 KWH	\$188.81	\$0.00	\$188.81	0.1860	53.56%
Natural Gas		13 CCF	\$73.25	\$0.00	\$73.25	5.6346	20.78%
Water		18 CCF	\$68.98	\$0.00	\$68.98	3.8322	19.57%
Sewer		2 CCF	\$21.49	\$0.00	\$21.49	10.7450	6.10%
Total Cost:			\$352.53	\$0.00	\$352.53		



Filters: Cost Center Name Not One Of DoNotReport; Site Name Not One Of DoNotReport; Billing Period Equal To 200906

el Paso

Energy CAP

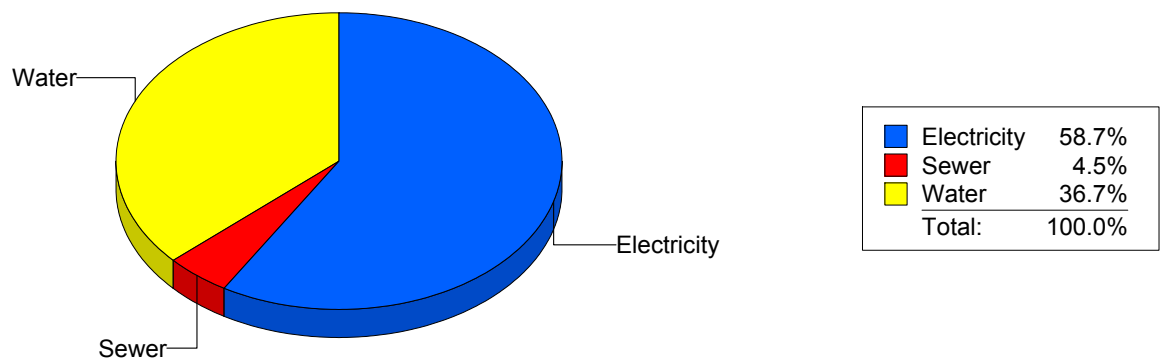
Cost Avoidance Program

Cost Summary Graph

Grouped by Energy Type

Energy Type	Use	Units	Meter Cost	Special Charges	Total Cost	Avg Unit Cost	% of Total Cost
Site: LOGAN ELEMENTARY - LOGAN ELEMENTARY							
Electricity	10,600	KWH	\$2,493.62	\$0.00	\$2,493.62	0.2352	58.72%
Water	462	CCF	\$1,560.17	\$0.00	\$1,560.17	3.3770	36.74%
Sewer	103	CCF	\$193.05	\$0.00	\$193.05	1.8743	4.55%
Total Cost:			\$4,246.84	\$0.00	\$4,246.84		

For LOGAN
ELEMENTARY



Filters: Cost Center Name Not One Of DoNotReport; Site Name Not One Of DoNotReport; Billing Period Equal To 200906

elpaso

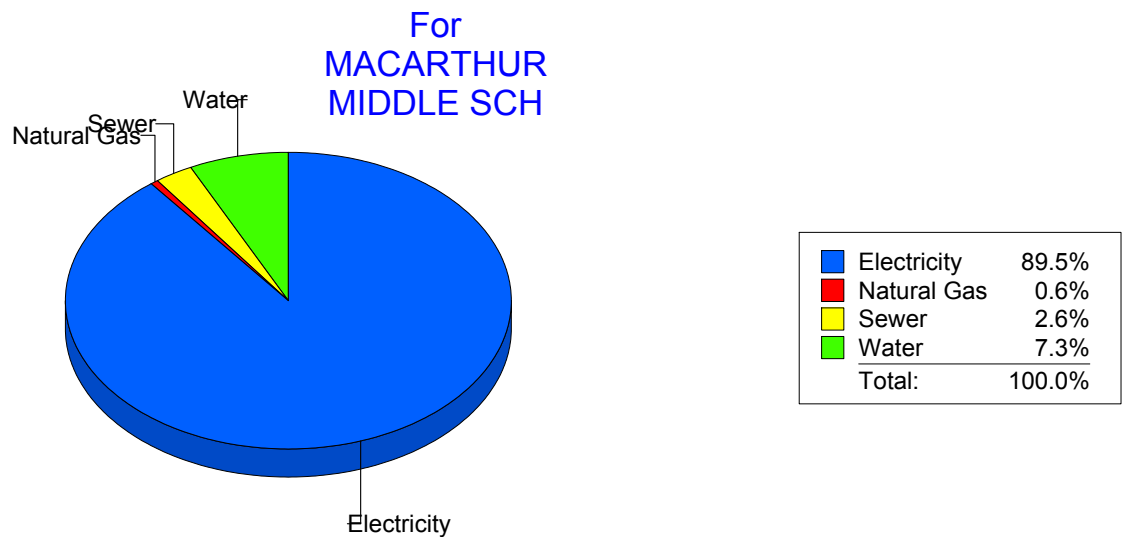
Energy CAP

Cost Avoidance Program

Cost Summary Graph

Grouped by Energy Type

Energy Type	Use	Units	Meter Cost	Special Charges	Total Cost	Avg Unit Cost	% of Total Cost
Site: MACARTHUR MIDDLE SCH - MACARTHUR MIDDLE SCH							
Electricity	51,560	KWH	\$9,099.28	\$0.00	\$9,099.28	0.1765	89.49%
Natural Gas	58	CCF	\$62.34	\$0.00	\$62.34	1.0748	0.61%
Water	258	CCF	\$743.27	\$0.00	\$743.27	2.8809	7.31%
Sewer	99	CCF	\$263.34	\$0.00	\$263.34	2.6600	2.59%
Total Cost:			\$10,168.23	\$0.00	\$10,168.23		



Filters: Cost Center Name Not One Of DoNotReport; Site Name Not One Of DoNotReport; Billing Period Equal To 200906

elpaso

Energy CAP

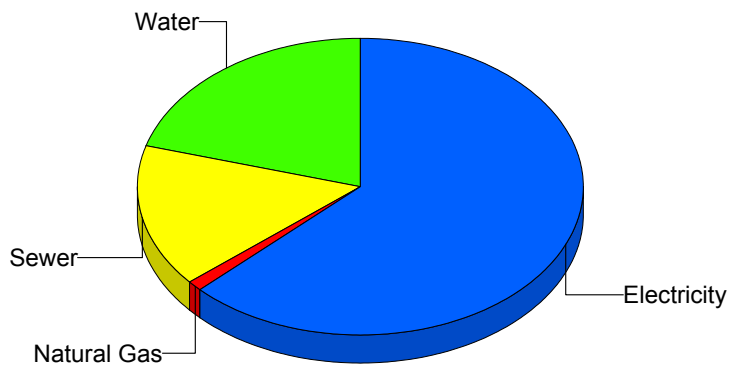
Cost Avoidance Program

Cost Summary Graph

Grouped by Energy Type

Energy Type	Use	Units	Meter Cost	Special Charges	Total Cost	Avg Unit Cost	% of Total Cost
Site: MAGOFFIN MIDDLE SCHO - MAGOFFIN MIDDLE SCHO							
Electricity	12,439	KWH	\$2,395.87	\$0.00	\$2,395.87	0.1926	62.70%
Natural Gas	21	CCF	\$43.73	\$0.00	\$43.73	2.0824	1.14%
Water	248	CCF	\$783.76	\$0.00	\$783.76	3.1603	20.51%
Sewer	304	CCF	\$598.03	\$0.00	\$598.03	1.9672	15.65%
Total Cost:			\$3,821.39	\$0.00	\$3,821.39		

For MAGOFFIN
MIDDLE SCHO



Electricity	62.7%
Natural Gas	1.1%
Sewer	15.6%
Water	20.5%
Total:	100.0%

Filters: Cost Center Name Not One Of DoNotReport; Site Name Not One Of DoNotReport; Billing Period Equal To 200906

elpaso

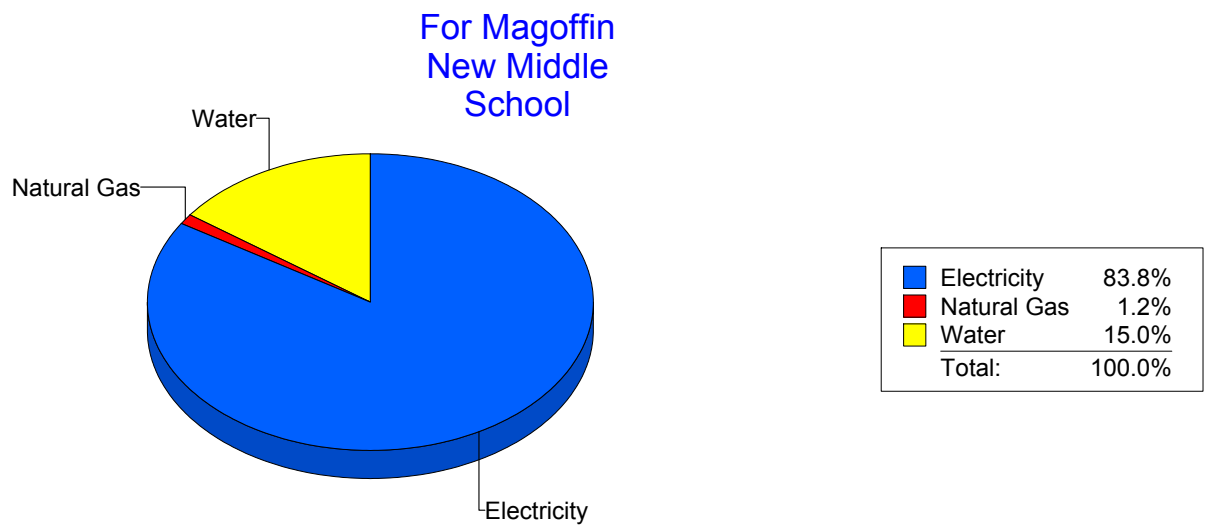
Energy CAP

Cost Avoidance Program

Cost Summary Graph

Grouped by Energy Type

Energy Type	Use	Units	Meter Cost	Special Charges	Total Cost	Avg Unit Cost	% of Total Cost
Site: MAGOFFINMIDDLESCHOOLN047 - Magoffin New Middle School							
Electricity	125,600	KWH	\$13,688.62	\$0.00	\$13,688.62	0.1090	83.81%
Natural Gas	282	CCF	\$194.95	\$0.00	\$194.95	0.6913	1.19%
Water	138	CCF	\$2,449.11	\$0.00	\$2,449.11	17.7472	15.00%
Total Cost:			\$16,332.68	\$0.00	\$16,332.68		



Filters: Cost Center Name Not One Of DoNotReport; Site Name Not One Of DoNotReport; Billing Period Equal To 200906

elpaso

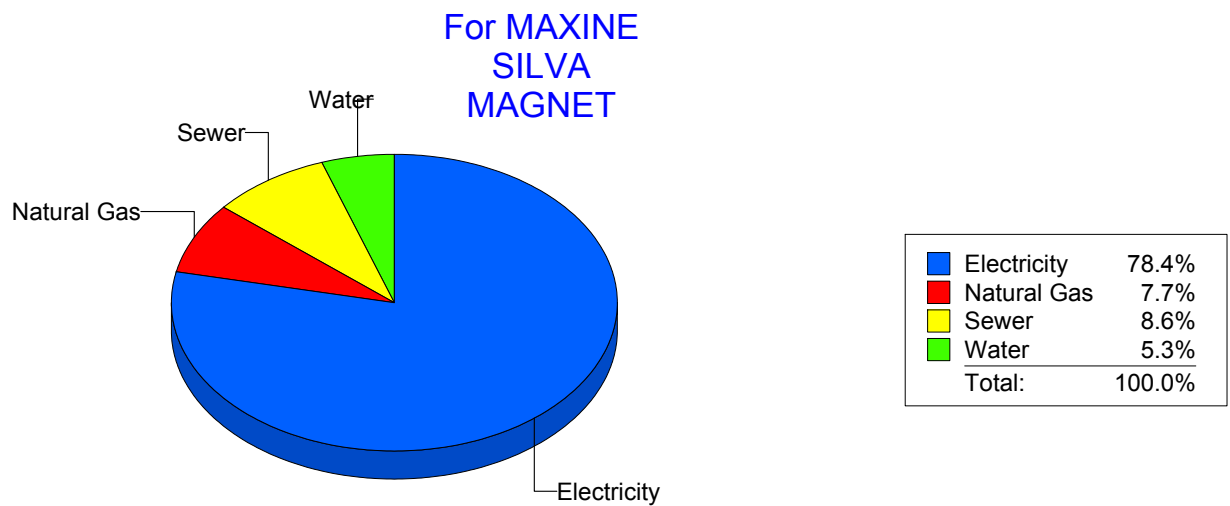
Energy CAP

Cost Avoidance Program

Cost Summary Graph

Grouped by Energy Type

Energy Type	Use	Units	Meter Cost	Special Charges	Total Cost	Avg Unit Cost	% of Total Cost
Site: MAXINE SILVA MAGNET - MAXINE SILVA MAGNET							
Electricity	54,300	KWH	\$7,430.52	\$0.00	\$7,430.52	0.1368	78.40%
Natural Gas	1,184	CCF	\$734.30	\$0.00	\$734.30	0.6202	7.75%
Water	244	CCF	\$500.82	\$0.00	\$500.82	2.0525	5.28%
Sewer	531	CCF	\$811.98	\$0.00	\$811.98	1.5292	8.57%
Total Cost:			\$9,477.62	\$0.00	\$9,477.62		



Filters: Cost Center Name Not One Of DoNotReport; Site Name Not One Of DoNotReport; Billing Period Equal To 200906

elpaso

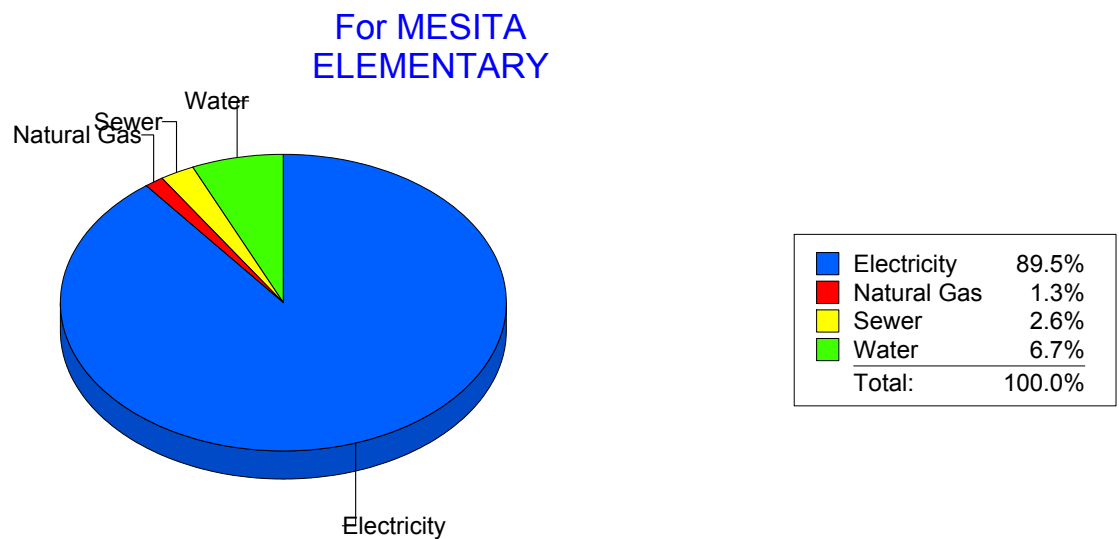
Energy CAP

Cost Avoidance Program

Cost Summary Graph

Grouped by Energy Type

Energy Type	Use	Units	Meter Cost	Special Charges	Total Cost	Avg Unit Cost	% of Total Cost
Site: MESITA ELEMENTARY - MESITA ELEMENTARY							
Electricity	82,080	KWH	\$10,923.13	\$0.00	\$10,923.13	0.1331	89.49%
Natural Gas	163	CCF	\$153.40	\$0.00	\$153.40	0.9411	1.26%
Water	197	CCF	\$812.41	\$0.00	\$812.41	4.1239	6.66%
Sewer	83	CCF	\$317.36	\$0.00	\$317.36	3.8236	2.60%
Total Cost:			\$12,206.30	\$0.00	\$12,206.30		



Filters: Cost Center Name Not One Of DoNotReport; Site Name Not One Of DoNotReport; Billing Period Equal To 200906

elpaso

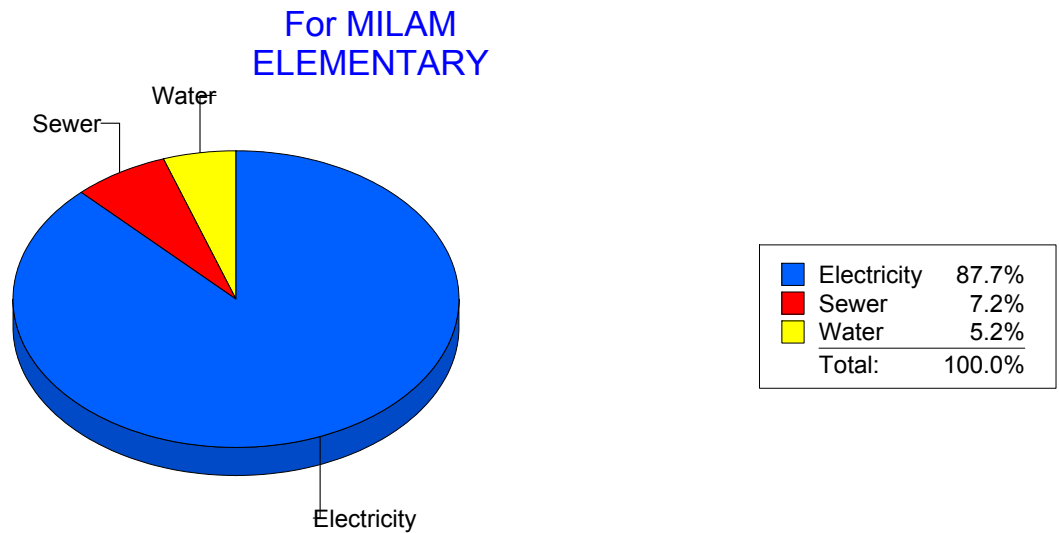
Energy CAP

Cost Avoidance Program

Cost Summary Graph

Grouped by Energy Type

Energy Type	Use	Units	Meter Cost	Special Charges	Total Cost	Avg Unit Cost	% of Total Cost
Site: MILAM ELEMENTARY - MILAM ELEMENTARY							
Electricity	9,960	KWH	\$2,835.82	\$0.00	\$2,835.82	0.2847	87.67%
Water	29	CCF	\$167.24	\$0.00	\$167.24	5.7669	5.17%
Sewer	74	CCF	\$231.59	\$0.00	\$231.59	3.1296	7.16%
Total Cost:			\$3,234.65	\$0.00	\$3,234.65		



Filters: Cost Center Name Not One Of DoNotReport; Site Name Not One Of DoNotReport; Billing Period Equal To 200906

elpaso

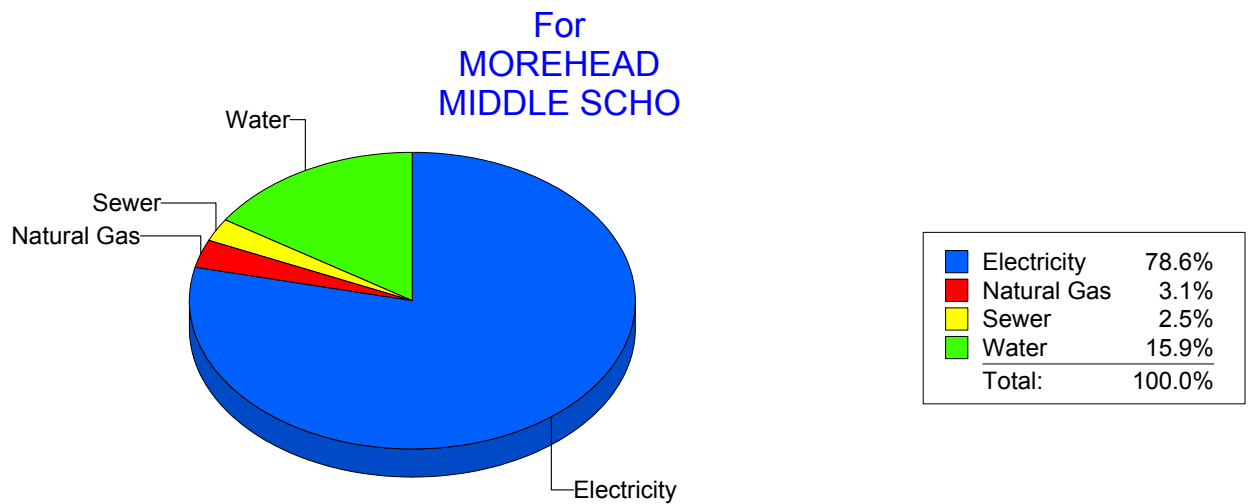
Energy CAP

Cost Avoidance Program

Cost Summary Graph

Grouped by Energy Type

Energy Type	Use	Units	Meter Cost	Special Charges	Total Cost	Avg Unit Cost	% of Total Cost
Site: MOREHEAD MIDDLE SCHO - MOREHEAD MIDDLE SCHO							
Electricity	108,881	KWH	\$12,858.05	\$0.00	\$12,858.05	0.1181	78.55%
Natural Gas	792	CCF	\$501.84	\$0.00	\$501.84	0.6336	3.07%
Water	1,444	CCF	\$2,607.80	\$0.00	\$2,607.80	1.8060	15.93%
Sewer	149	CCF	\$401.18	\$0.00	\$401.18	2.6925	2.45%
Total Cost:			\$16,368.87	\$0.00	\$16,368.87		



Filters: Cost Center Name Not One Of DoNotReport; Site Name Not One Of DoNotReport; Billing Period Equal To 200906

elpaso

Energy CAP

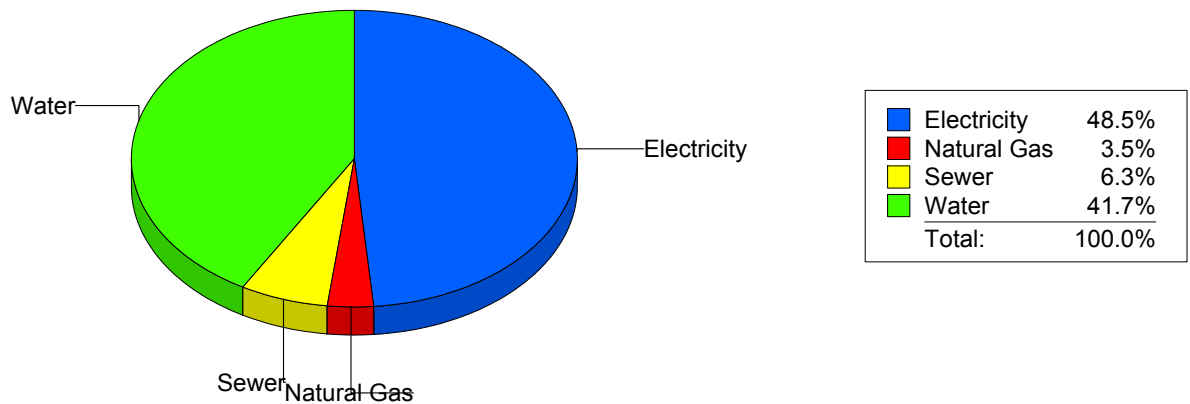
Cost Avoidance Program

Cost Summary Graph

Grouped by Energy Type

Energy Type	Use	Units	Meter Cost	Special Charges	Total Cost	Avg Unit Cost	% of Total Cost
Site: NEWMAN ELEMENTARY - NEWMAN ELEMENTARY							
Electricity	11,406	KWH	\$2,917.02	\$0.00	\$2,917.02	0.2557	48.47%
Natural Gas	202	CCF	\$212.52	\$0.00	\$212.52	1.0521	3.53%
Water	807	CCF	\$2,510.03	\$0.00	\$2,510.03	3.1103	41.71%
Sewer	210	CCF	\$378.42	\$0.00	\$378.42	1.8020	6.29%
Total Cost:			\$6,017.99	\$0.00	\$6,017.99		

For NEWMAN
ELEMENTARY



Filters: Cost Center Name Not One Of DoNotReport; Site Name Not One Of DoNotReport; Billing Period Equal To 200906

elpaso

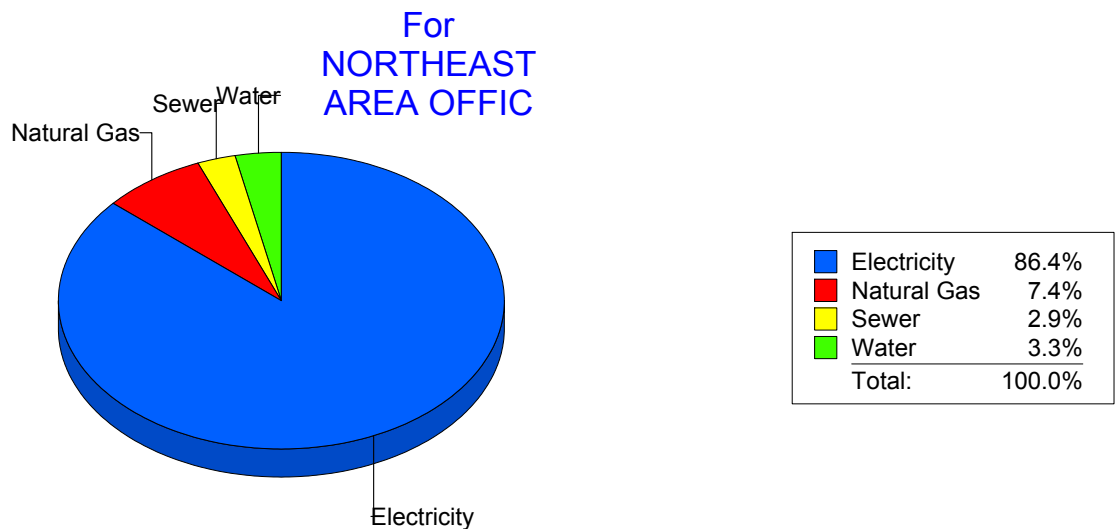
Energy CAP

Cost Avoidance Program

Cost Summary Graph

Grouped by Energy Type

Energy Type	Use	Units	Meter Cost	Special Charges	Total Cost	Avg Unit Cost	% of Total Cost
Site: NORTHEAST AREA OFFIC - NORTHEAST AREA OFFIC							
Electricity	13,240	KWH	\$1,475.12	\$0.00	\$1,475.12	0.1114	86.42%
Natural Gas	53	CCF	\$126.61	\$0.00	\$126.61	2.3889	7.42%
Water	9	CCF	\$55.85	\$0.00	\$55.85	6.2056	3.27%
Sewer	6	CCF	\$49.33	\$0.00	\$49.33	8.2217	2.89%
Total Cost:			\$1,706.91	\$0.00	\$1,706.91		



Filters: Cost Center Name Not One Of DoNotReport; Site Name Not One Of DoNotReport; Billing Period Equal To 200906

elpaso

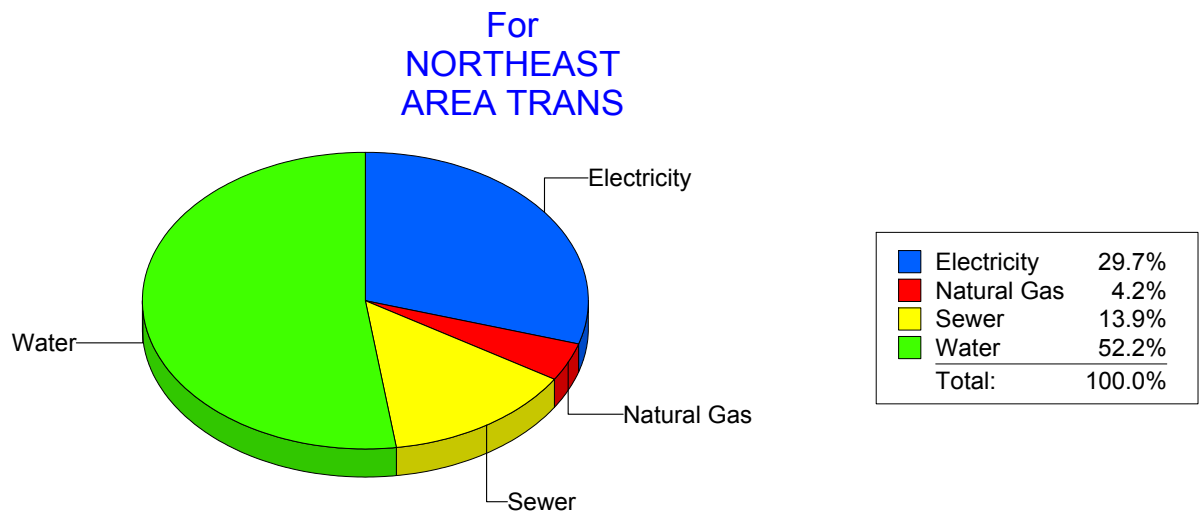
Energy CAP

Cost Avoidance Program

Cost Summary Graph

Grouped by Energy Type

Energy Type	Use	Units	Meter Cost	Special Charges	Total Cost	Avg Unit Cost	% of Total Cost
Site: NORTHEAST AREA TRANS - NORTHEAST AREA TRANS							
Electricity	5,506	KWH	\$659.34	\$0.00	\$659.34	0.1197	29.71%
Natural Gas	52	CCF	\$92.73	\$0.00	\$92.73	1.7833	4.18%
Water	312	CCF	\$1,158.52	\$0.00	\$1,158.52	3.7132	52.21%
Sewer	76	CCF	\$308.47	\$0.00	\$308.47	4.0588	13.90%
Total Cost:			\$2,219.06	\$0.00	\$2,219.06		



Filters: Cost Center Name Not One Of DoNotReport; Site Name Not One Of DoNotReport; Billing Period Equal To 200906

elpaso

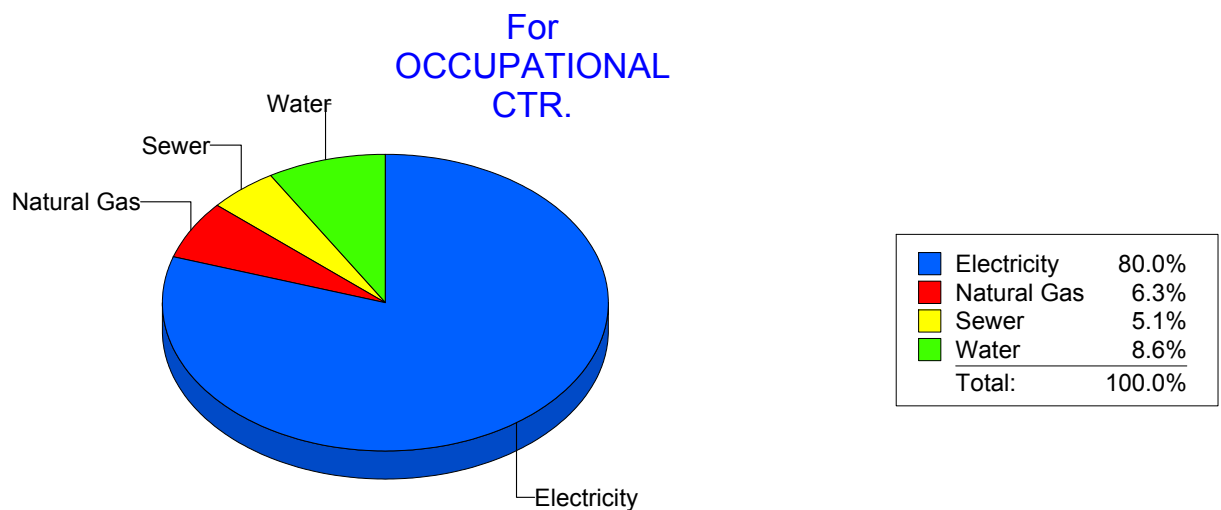
Energy CAP

Cost Avoidance Program

Cost Summary Graph

Grouped by Energy Type

Energy Type	Use	Units	Meter Cost	Special Charges	Total Cost	Avg Unit Cost	% of Total Cost
Site: OCCUPATIONAL CTR. - OCCUPATIONAL CTR.							
Electricity	7,400	KWH	\$1,161.90	\$0.00	\$1,161.90	0.1570	79.96%
Natural Gas	114	CCF	\$91.90	\$0.00	\$91.90	0.8061	6.32%
Water	28	CCF	\$125.66	\$0.00	\$125.66	4.4879	8.65%
Sewer	19	CCF	\$73.61	\$0.00	\$73.61	3.8742	5.07%
Total Cost:			\$1,453.07	\$0.00	\$1,453.07		



Filters: Cost Center Name Not One Of DoNotReport; Site Name Not One Of DoNotReport; Billing Period Equal To 200906

elpaso

Energy CAP

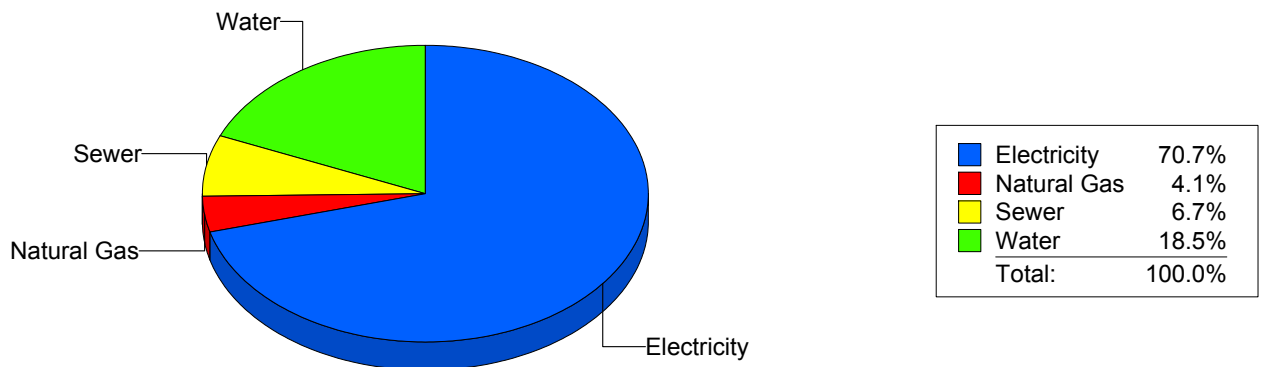
Cost Avoidance Program

Cost Summary Graph

Grouped by Energy Type

Energy Type	Use	Units	Meter Cost	Special Charges	Total Cost	Avg Unit Cost	% of Total Cost
Site: PARK ELEMENTARY - PARK ELEMENTARY							
Electricity	11,946	KWH	\$3,369.14	\$0.00	\$3,369.14	0.2820	70.71%
Natural Gas	176	CCF	\$193.12	\$0.00	\$193.12	1.0973	4.05%
Water	275	CCF	\$883.75	\$0.00	\$883.75	3.2136	18.55%
Sewer	114	CCF	\$318.74	\$0.00	\$318.74	2.7960	6.69%
Total Cost:			\$4,764.75	\$0.00	\$4,764.75		

For PARK
ELEMENTARY



Filters: Cost Center Name Not One Of DoNotReport; Site Name Not One Of DoNotReport; Billing Period Equal To 200906

elpaso

Energy CAP

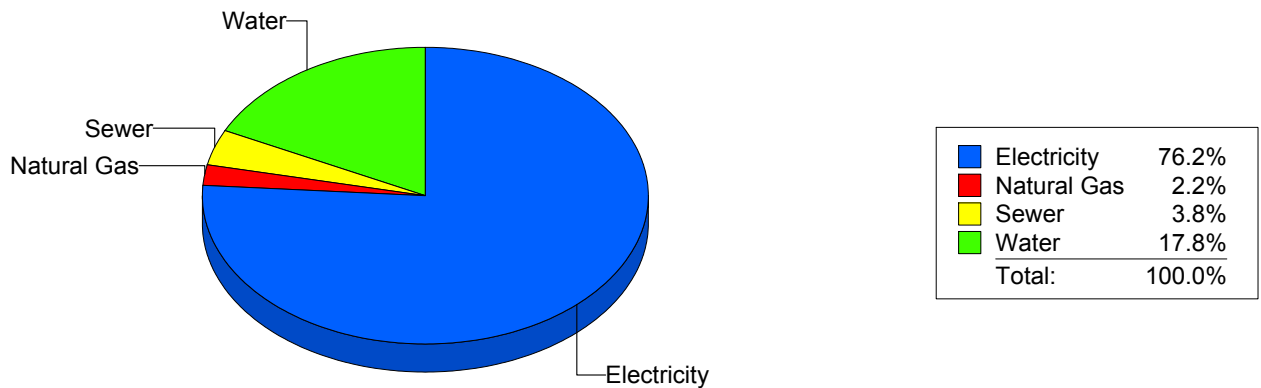
Cost Avoidance Program

Cost Summary Graph

Grouped by Energy Type

Energy Type	Use	Units	Meter Cost	Special Charges	Total Cost	Avg Unit Cost	% of Total Cost
Site: PAUL MORENO - PAUL MORENO							
Electricity	42,300	KWH	\$6,527.82	\$0.00	\$6,527.82	0.1543	76.21%
Natural Gas	217	CCF	\$188.46	\$0.00	\$188.46	0.8685	2.20%
Water	381	CCF	\$1,526.03	\$0.00	\$1,526.03	4.0053	17.82%
Sewer	107	CCF	\$322.98	\$0.00	\$322.98	3.0185	3.77%
Total Cost:			\$8,565.29	\$0.00	\$8,565.29		

For PAUL
MORENO



Filters: Cost Center Name Not One Of DoNotReport; Site Name Not One Of DoNotReport; Billing Period Equal To 200906

elpaso

Energy CAP

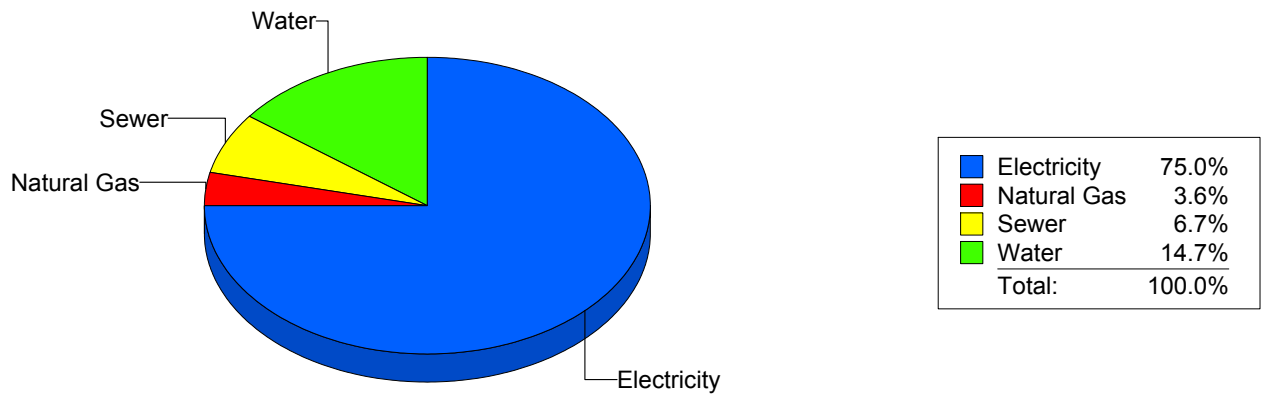
Cost Avoidance Program

Cost Summary Graph

Grouped by Energy Type

Energy Type	Use	Units	Meter Cost	Special Charges	Total Cost	Avg Unit Cost	% of Total Cost
Site: POLK ELEMENTARY - POLK ELEMENTARY							
Electricity	12,900	KWH	\$3,933.44	\$0.00	\$3,933.44	0.3049	75.00%
Natural Gas	219	CCF	\$189.19	\$0.00	\$189.19	0.8639	3.61%
Water	351	CCF	\$770.64	\$0.00	\$770.64	2.1956	14.69%
Sewer	168	CCF	\$350.97	\$0.00	\$350.97	2.0891	6.69%
Total Cost:			\$5,244.24	\$0.00	\$5,244.24		

For POLK
ELEMENTARY



Filters: Cost Center Name Not One Of DoNotReport; Site Name Not One Of DoNotReport; Billing Period Equal To 200906

elpaso

Energy CAP

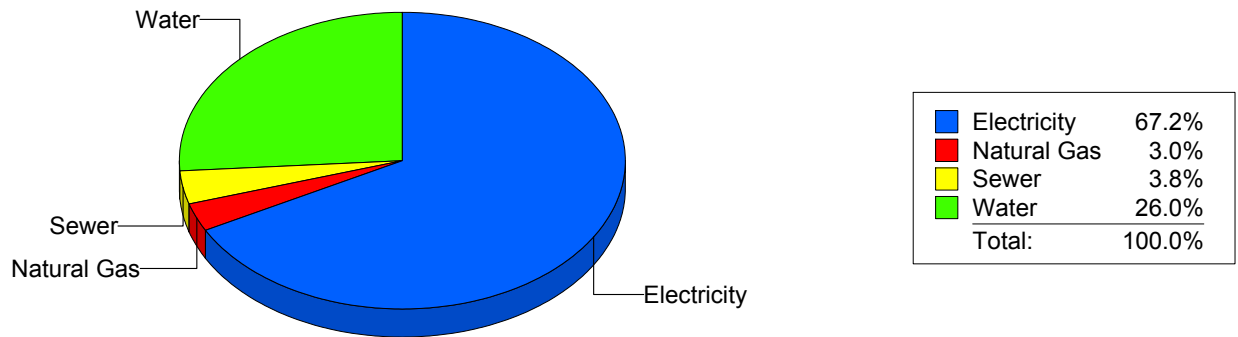
Cost Avoidance Program

Cost Summary Graph

Grouped by Energy Type

Energy Type	Use	Units	Meter Cost	Special Charges	Total Cost	Avg Unit Cost	% of Total Cost
Site: PUTNAM ELEMENTARY - PUTNAM ELEMENTARY							
Electricity	32,050	KWH	\$4,096.08	\$0.00	\$4,096.08	0.1278	67.15%
Natural Gas	212	CCF	\$185.40	\$0.00	\$185.40	0.8745	3.04%
Water	502	CCF	\$1,585.28	\$0.00	\$1,585.28	3.1579	25.99%
Sewer	126	CCF	\$232.74	\$0.00	\$232.74	1.8471	3.82%
Total Cost:			\$6,099.50	\$0.00	\$6,099.50		

For PUTNAM
ELEMENTARY



Filters: Cost Center Name Not One Of DoNotReport; Site Name Not One Of DoNotReport; Billing Period Equal To 200906

elpaso

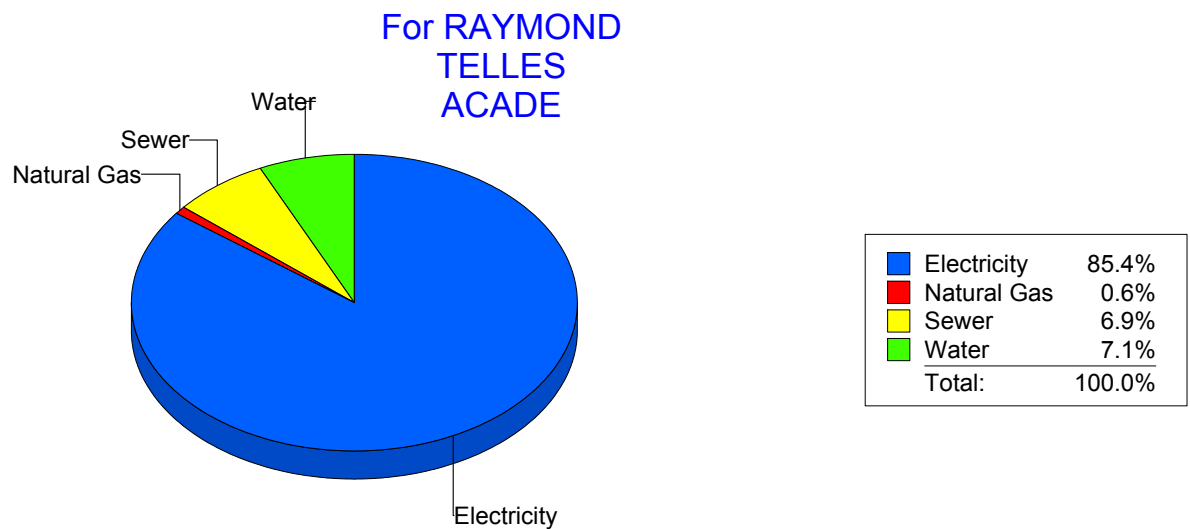
Energy CAP

Cost Avoidance Program

Cost Summary Graph

Grouped by Energy Type

Energy Type	Use	Units	Meter Cost	Special Charges	Total Cost	Avg Unit Cost	% of Total Cost
Site: RAYMOND TELLES ACADE - RAYMOND TELLES ACADE							
Electricity	40,000	KWH	\$4,850.86	\$0.00	\$4,850.86	0.1213	85.37%
Natural Gas	5	CCF	\$35.88	\$0.00	\$35.88	7.1760	0.63%
Water	176	CCF	\$402.22	\$0.00	\$402.22	2.2853	7.08%
Sewer	201	CCF	\$392.88	\$0.00	\$392.88	1.9546	6.91%
Total Cost:			\$5,681.84	\$0.00	\$5,681.84		



Filters: Cost Center Name Not One Of DoNotReport; Site Name Not One Of DoNotReport; Billing Period Equal To 200906

elpaso

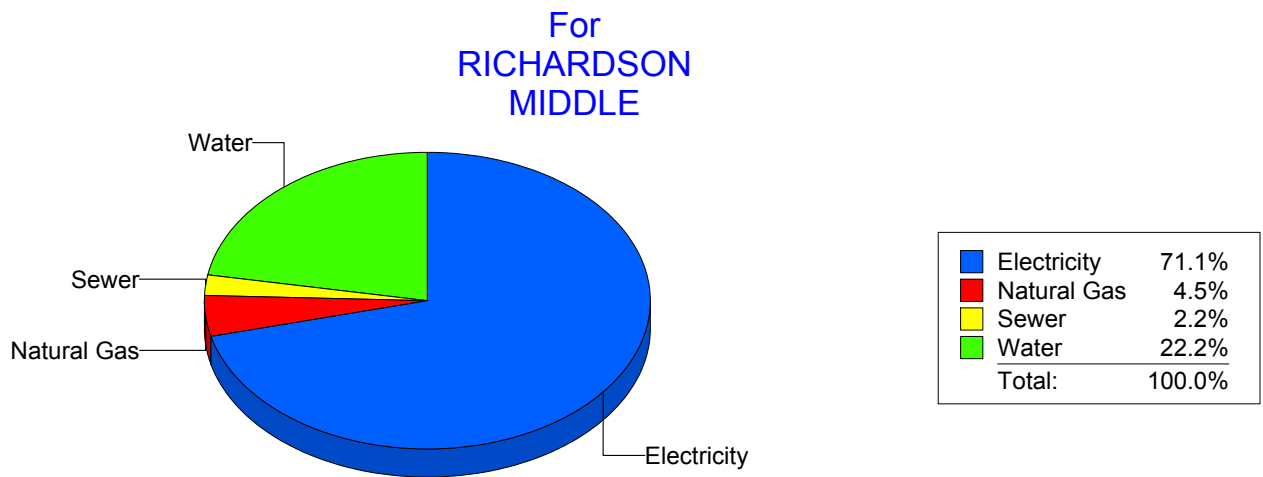
Energy CAP

Cost Avoidance Program

Cost Summary Graph

Grouped by Energy Type

Energy Type	Use	Units	Meter Cost	Special Charges	Total Cost	Avg Unit Cost	% of Total Cost
Site: RICHARDSON MIDDLE - RICHARDSON MIDDLE							
Electricity	55,800	KWH	\$9,846.79	\$0.00	\$9,846.79	0.1765	71.07%
Natural Gas	995	CCF	\$622.22	\$0.00	\$622.22	0.6253	4.49%
Water	710	CCF	\$3,080.11	\$0.00	\$3,080.11	4.3382	22.23%
Sewer	132	CCF	\$305.25	\$0.00	\$305.25	2.3125	2.20%
Total Cost:			\$13,854.37	\$0.00	\$13,854.37		



Filters: Cost Center Name Not One Of DoNotReport; Site Name Not One Of DoNotReport; Billing Period Equal To 200906

elpaso

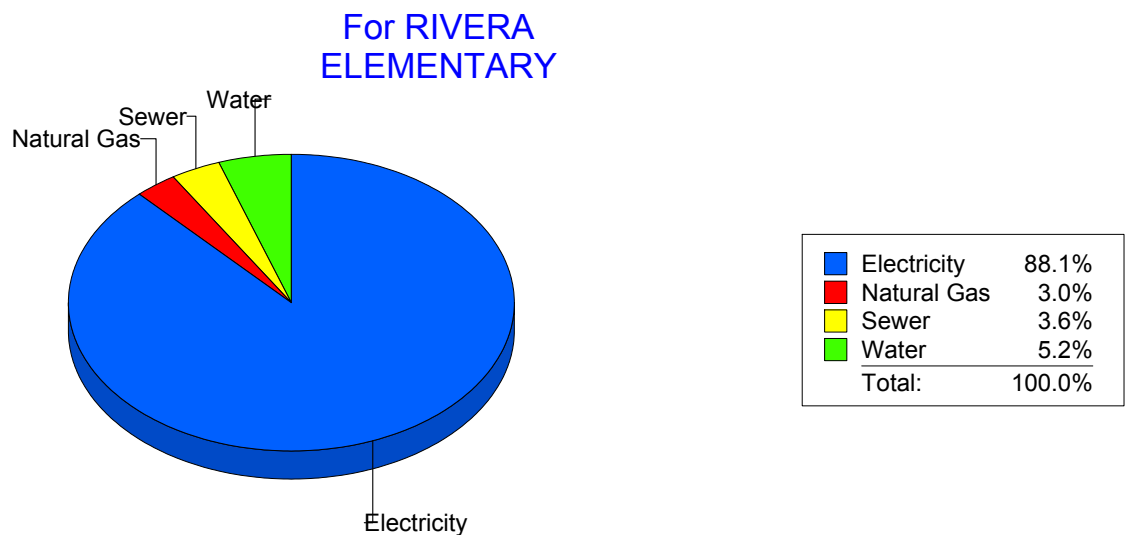
Energy CAP

Cost Avoidance Program

Cost Summary Graph

Grouped by Energy Type

Energy Type	Use	Units	Meter Cost	Special Charges	Total Cost	Avg Unit Cost	% of Total Cost
Site: RIVERA ELEMENTARY - RIVERA ELEMENTARY							
Electricity	45,600	KWH	\$6,939.37	\$0.00	\$6,939.37	0.1522	88.10%
Natural Gas	303	CCF	\$238.94	\$0.00	\$238.94	0.7886	3.03%
Water	197	CCF	\$410.84	\$0.00	\$410.84	2.0855	5.22%
Sewer	118	CCF	\$287.47	\$0.00	\$287.47	2.4362	3.65%
Total Cost:			\$7,876.62	\$0.00	\$7,876.62		



Filters: Cost Center Name Not One Of DoNotReport; Site Name Not One Of DoNotReport; Billing Period Equal To 200906

el Paso

Energy CAP

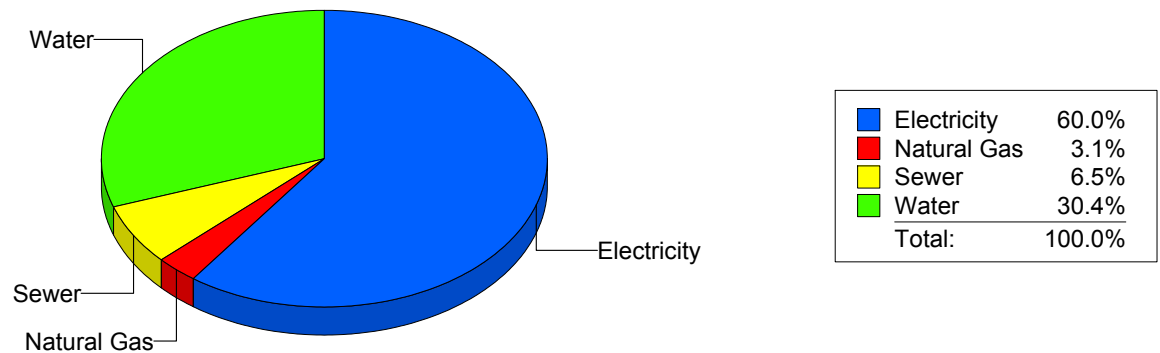
Cost Avoidance Program

Cost Summary Graph

Grouped by Energy Type

Energy Type	Use	Units	Meter Cost	Special Charges	Total Cost	Avg Unit Cost	% of Total Cost
Site: ROBERTS ELEMENTARY - ROBERTS ELEMENTARY							
Electricity	25,830	KWH	\$4,199.32	\$0.00	\$4,199.32	0.1626	59.99%
Natural Gas	268	CCF	\$217.23	\$0.00	\$217.23	0.8106	3.10%
Water	773	CCF	\$2,126.67	\$0.00	\$2,126.67	2.7512	30.38%
Sewer	243	CCF	\$456.33	\$0.00	\$456.33	1.8779	6.52%
Total Cost:			\$6,999.55	\$0.00	\$6,999.55		

For ROBERTS
ELEMENTARY



Filters: Cost Center Name Not One Of DoNotReport; Site Name Not One Of DoNotReport; Billing Period Equal To 200906

elpaso

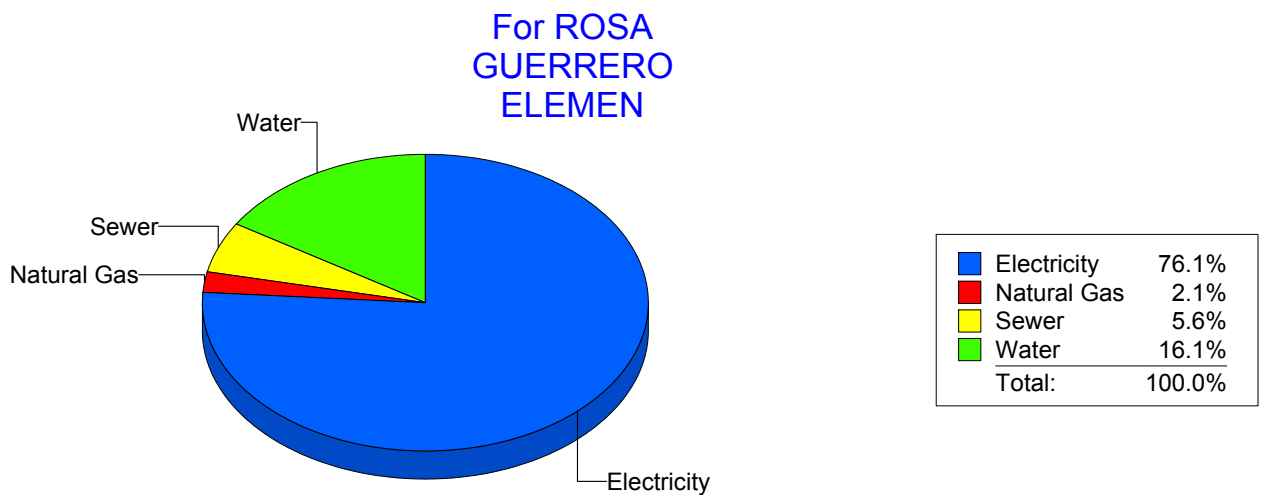
Energy CAP

Cost Avoidance Program

Cost Summary Graph

Grouped by Energy Type

Energy Type	Use	Units	Meter Cost	Special Charges	Total Cost	Avg Unit Cost	% of Total Cost
Site: ROSA GUERRERO ELEMEN - ROSA GUERRERO ELEMEN							
Electricity	29,420	KWH	\$5,315.34	\$0.00	\$5,315.34	0.1807	76.09%
Natural Gas	153	CCF	\$149.28	\$0.00	\$149.28	0.9757	2.14%
Water	585	CCF	\$1,128.11	\$0.00	\$1,128.11	1.9284	16.15%
Sewer	152	CCF	\$392.89	\$0.00	\$392.89	2.5848	5.62%
Total Cost:			\$6,985.62	\$0.00	\$6,985.62		



Filters: Cost Center Name Not One Of DoNotReport; Site Name Not One Of DoNotReport; Billing Period Equal To 200906

elpaso

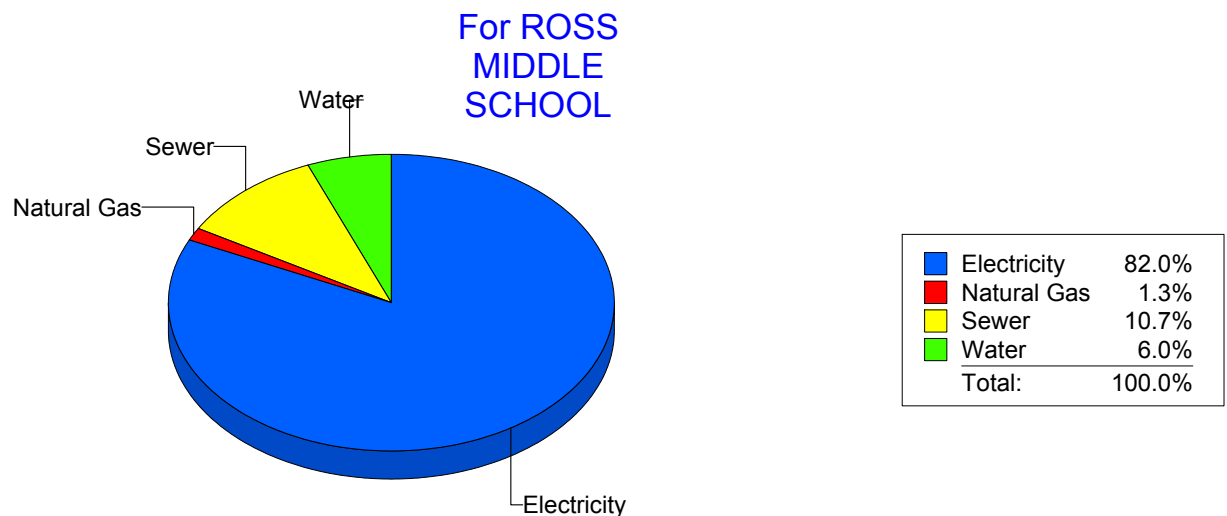
Energy CAP

Cost Avoidance Program

Cost Summary Graph

Grouped by Energy Type

Energy Type	Use	Units	Meter Cost	Special Charges	Total Cost	Avg Unit Cost	% of Total Cost
Site: ROSS MIDDLE SCHOOL - ROSS MIDDLE SCHOOL							
Electricity	26,485	KWH	\$5,423.12	\$0.00	\$5,423.12	0.2048	81.99%
Natural Gas	108	CCF	\$88.22	\$0.00	\$88.22	0.8169	1.33%
Water	187	CCF	\$396.34	\$0.00	\$396.34	2.1195	5.99%
Sewer	448	CCF	\$706.57	\$0.00	\$706.57	1.5772	10.68%
Total Cost:			\$6,614.25	\$0.00	\$6,614.25		



Filters: Cost Center Name Not One Of DoNotReport; Site Name Not One Of DoNotReport; Billing Period Equal To 200906

elpaso

Energy CAP

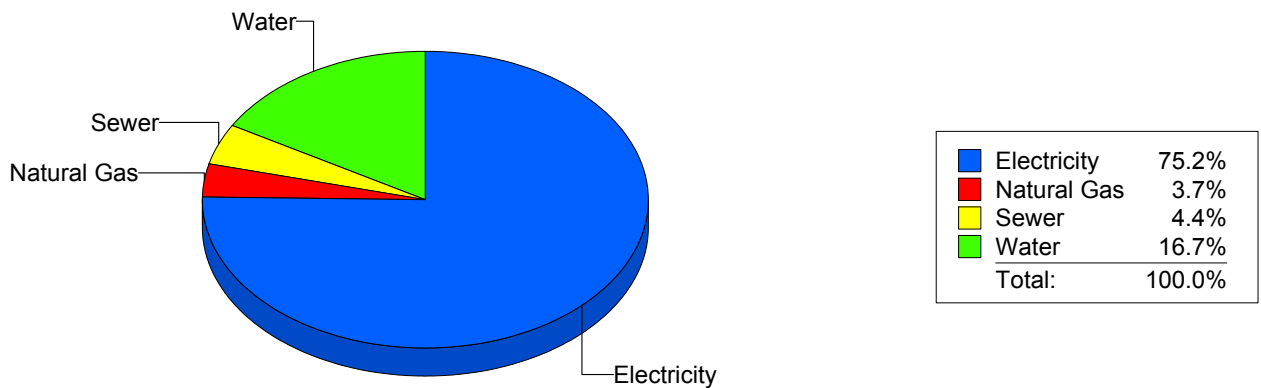
Cost Avoidance Program

Cost Summary Graph

Grouped by Energy Type

Energy Type	Use	Units	Meter Cost	Special Charges	Total Cost	Avg Unit Cost	% of Total Cost
Site: RUSK ELEMENTARY - RUSK ELEMENTARY							
Electricity	14,767	KWH	\$3,157.45	\$0.00	\$3,157.45	0.2138	75.21%
Natural Gas	171	CCF	\$156.14	\$0.00	\$156.14	0.9131	3.72%
Water	259	CCF	\$701.57	\$0.00	\$701.57	2.7088	16.71%
Sewer	87	CCF	\$182.84	\$0.00	\$182.84	2.1016	4.36%
Total Cost:			\$4,198.00	\$0.00	\$4,198.00		

For RUSK
ELEMENTARY



Filters: Cost Center Name Not One Of DoNotReport; Site Name Not One Of DoNotReport; Billing Period Equal To 200906

elpaso

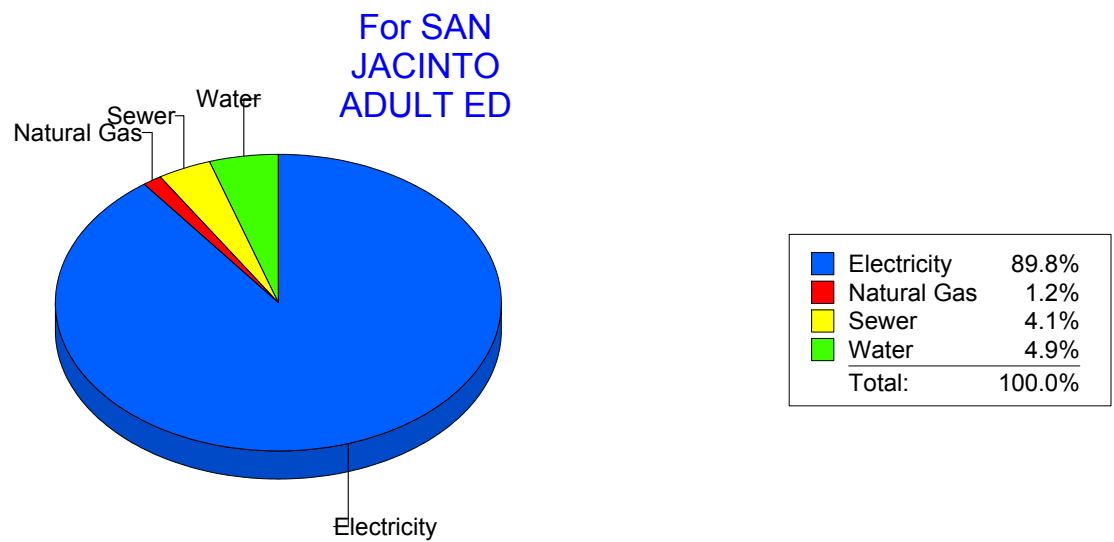
Energy CAP

Cost Avoidance Program

Cost Summary Graph

Grouped by Energy Type

Energy Type	Use	Units	Meter Cost	Special Charges	Total Cost	Avg Unit Cost	% of Total Cost
Site: SAN JACINTO ADULT ED - SAN JACINTO ADULT ED							
Electricity	12,900	KWH	\$2,562.83	\$0.00	\$2,562.83	0.1987	89.84%
Natural Gas	0	CCF	\$33.38	\$0.00	\$33.38	0.0000	1.17%
Water	54	CCF	\$140.93	\$0.00	\$140.93	2.6098	4.94%
Sewer	42	CCF	\$115.58	\$0.00	\$115.58	2.7519	4.05%
Total Cost:			\$2,852.72	\$0.00	\$2,852.72		



Filters: Cost Center Name Not One Of DoNotReport; Site Name Not One Of DoNotReport; Billing Period Equal To 200906

elpaso

Energy CAP

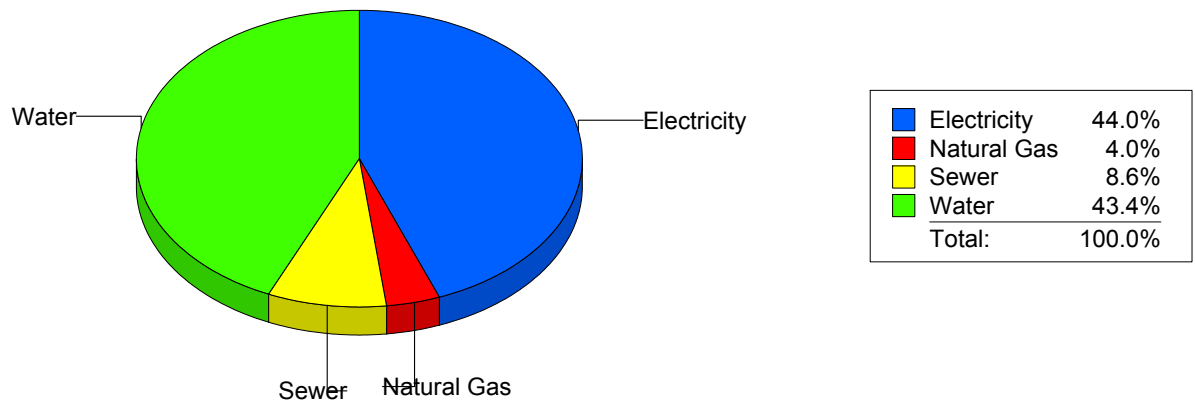
Cost Avoidance Program

Cost Summary Graph

Grouped by Energy Type

Energy Type	Use	Units	Meter Cost	Special Charges	Total Cost	Avg Unit Cost	% of Total Cost
Site: SCHUSTER ELEMENTARY - SCHUSTER ELEMENTARY							
Electricity	13,120	KWH	\$1,874.26	\$0.00	\$1,874.26	0.1429	44.03%
Natural Gas	240	CCF	\$169.19	\$0.00	\$169.19	0.7050	3.97%
Water	727	CCF	\$1,847.52	\$0.00	\$1,847.52	2.5413	43.40%
Sewer	239	CCF	\$365.77	\$0.00	\$365.77	1.5304	8.59%
Total Cost:			\$4,256.74	\$0.00	\$4,256.74		

For
SCHUSTER
ELEMENTARY



Filters: Cost Center Name Not One Of DoNotReport; Site Name Not One Of DoNotReport; Billing Period Equal To 200906

elpaso

Energy CAP

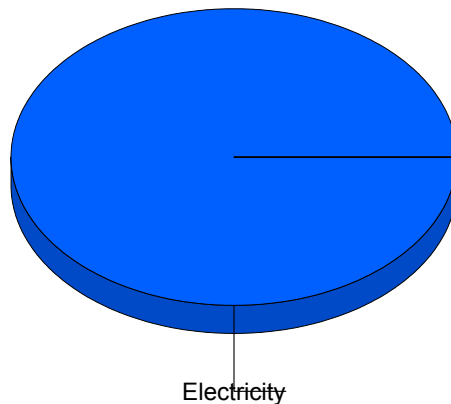
Cost Avoidance Program

Cost Summary Graph

Grouped by Energy Type

Energy Type	Use	Units	Meter Cost	Special Charges	Total Cost	Avg Unit Cost	% of Total Cost
Site: SKYPARKIB1 - Sky Park I B1							
Electricity	2,007	KWH	\$308.33	\$0.00	\$308.33	0.1536	100.00%
Total Cost:			\$308.33	\$0.00	\$308.33		

For Sky Park I
B1



■ Electricity	100.0%
Total:	100.0%

Filters: Cost Center Name Not One Of DoNotReport; Site Name Not One Of DoNotReport; Billing Period Equal To 200906

elpaso

Energy CAP

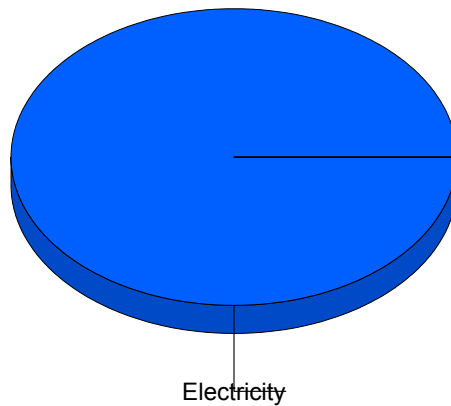
Cost Avoidance Program

Cost Summary Graph

Grouped by Energy Type

Energy Type	Use	Units	Meter Cost	Special Charges	Total Cost	Avg Unit Cost	% of Total Cost
Site: SKYPARK - Skypark							
Electricity	3,037	KWH	\$466.61	\$0.00	\$466.61	0.1536	100.00%
Total Cost:			\$466.61	\$0.00	\$466.61		

For Skypark



■ Electricity	100.0%
Total:	100.0%

Filters: Cost Center Name Not One Of DoNotReport; Site Name Not One Of DoNotReport; Billing Period Equal To 200906

elpaso

Energy CAP

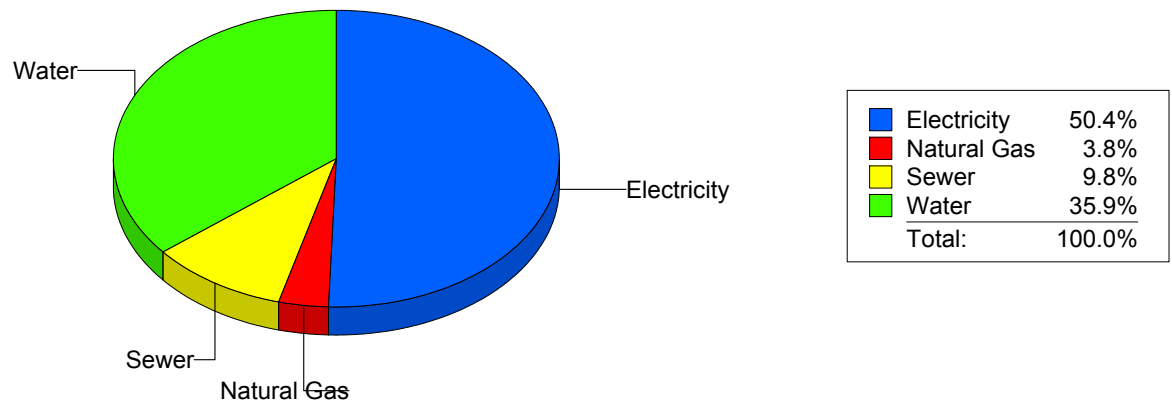
Cost Avoidance Program

Cost Summary Graph

Grouped by Energy Type

Energy Type	Use	Units	Meter Cost	Special Charges	Total Cost	Avg Unit Cost	% of Total Cost
Site: STANTON ELEMENTARY - STANTON ELEMENTARY							
Electricity	9,616	KWH	\$2,680.56	\$0.00	\$2,680.56	0.2788	50.43%
Natural Gas	241	CCF	\$203.45	\$0.00	\$203.45	0.8442	3.83%
Water	838	CCF	\$1,909.93	\$0.00	\$1,909.93	2.2792	35.93%
Sewer	323	CCF	\$521.93	\$0.00	\$521.93	1.6159	9.82%
Total Cost:			\$5,315.87	\$0.00	\$5,315.87		

For STANTON
ELEMENTARY



Filters: Cost Center Name Not One Of DoNotReport; Site Name Not One Of DoNotReport; Billing Period Equal To 200906

elpaso

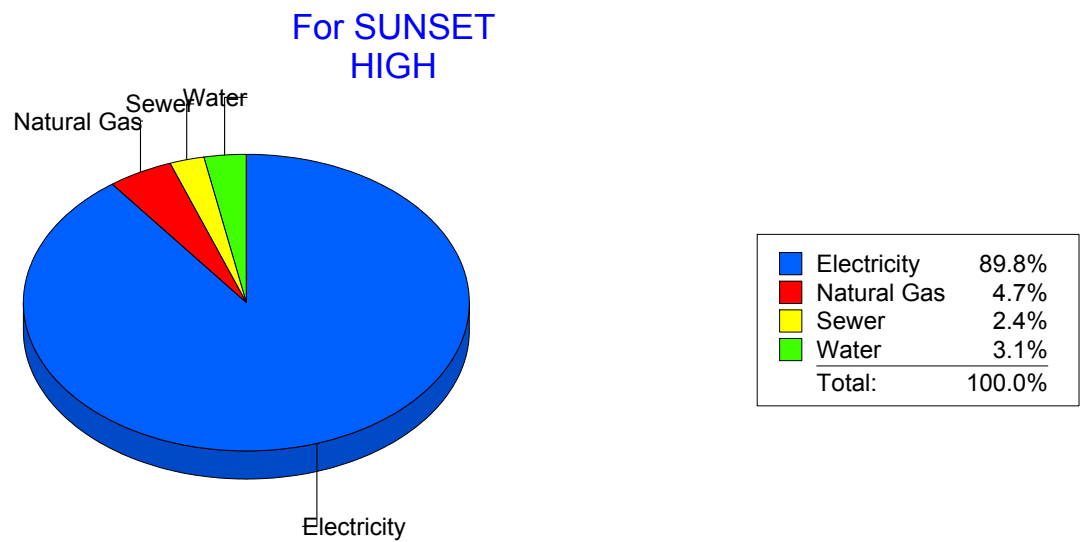
Energy CAP

Cost Avoidance Program

Cost Summary Graph

Grouped by Energy Type

Energy Type	Use	Units	Meter Cost	Special Charges	Total Cost	Avg Unit Cost	% of Total Cost
Site: SUNSET HIGH - SUNSET HIGH							
Electricity	26,520	KWH	\$3,521.01	\$0.00	\$3,521.01	0.1328	89.75%
Natural Gas	267	CCF	\$185.97	\$0.00	\$185.97	0.6965	4.74%
Water	41	CCF	\$122.08	\$0.00	\$122.08	2.9776	3.11%
Sewer	25	CCF	\$93.99	\$0.00	\$93.99	3.7596	2.40%
Total Cost:			\$3,923.05	\$0.00	\$3,923.05		



Filters: Cost Center Name Not One Of DoNotReport; Site Name Not One Of DoNotReport; Billing Period Equal To 200906

elpaso

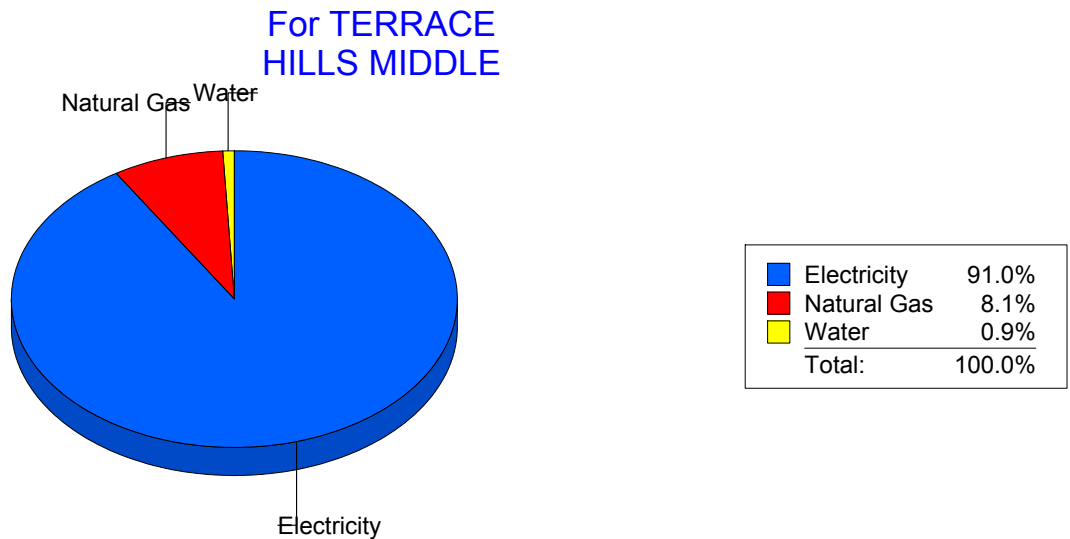
Energy CAP

Cost Avoidance Program

Cost Summary Graph

Grouped by Energy Type

Energy Type	Use	Units	Meter Cost	Special Charges	Total Cost	Avg Unit Cost	% of Total Cost
Site: TERRACE HILLS MIDDLE - TERRACE HILLS MIDDLE							
Electricity	25,350	KWH	\$3,715.91	\$0.00	\$3,715.91	0.1466	90.99%
Natural Gas	469	CCF	\$331.60	\$0.00	\$331.60	0.7070	8.12%
Water	0	CCF	\$36.36	\$0.00	\$36.36	0.0000	0.89%
Total Cost:			\$4,083.87	\$0.00	\$4,083.87		



Filters: Cost Center Name Not One Of DoNotReport; Site Name Not One Of DoNotReport; Billing Period Equal To 200906

elpaso

Energy CAP

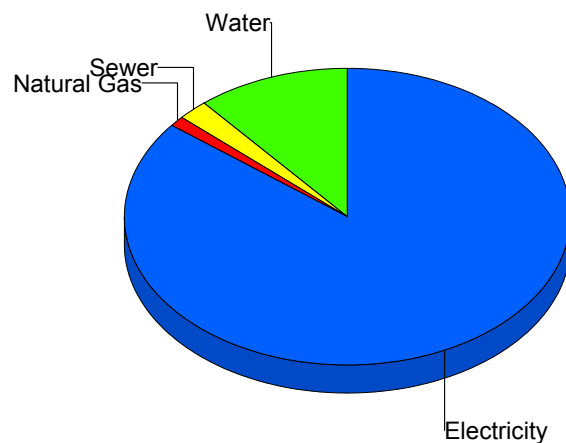
Cost Avoidance Program

Cost Summary Graph

Grouped by Energy Type

Energy Type	Use	Units	Meter Cost	Special Charges	Total Cost	Avg Unit Cost	% of Total Cost
Site: TIPPIN - TIPPIN ELEMENTARY							
Electricity	47,640	KWH	\$9,236.86	\$0.00	\$9,236.86	0.1939	85.64%
Natural Gas	168	CCF	\$125.04	\$0.00	\$125.04	0.7443	1.16%
Water	295	CCF	\$1,191.52	\$0.00	\$1,191.52	4.0391	11.05%
Sewer	75	CCF	\$232.86	\$0.00	\$232.86	3.1048	2.16%
Total Cost:			\$10,786.28	\$0.00	\$10,786.28		

For TIPPIN
ELEMENTARY



Electricity	85.6%
Natural Gas	1.2%
Sewer	2.2%
Water	11.0%
Total:	100.0%

Filters: Cost Center Name Not One Of DoNotReport; Site Name Not One Of DoNotReport; Billing Period Equal To 200906

elpaso

Energy CAP

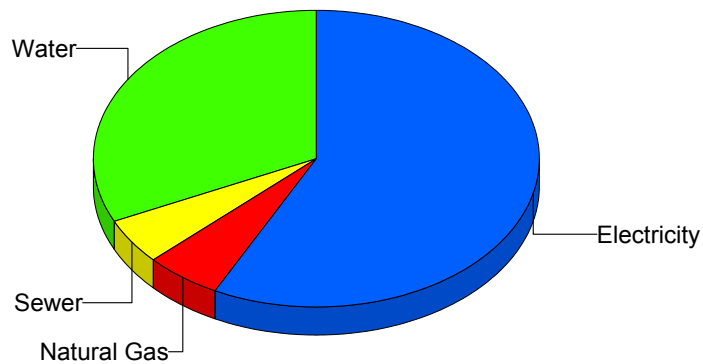
Cost Avoidance Program

Cost Summary Graph

Grouped by Energy Type

Energy Type	Use	Units	Meter Cost	Special Charges	Total Cost	Avg Unit Cost	% of Total Cost
Site: TRAVIS ELEMENTARY SC - TRAVIS ELEMENTARY SC							
Electricity	15,299	KWH	\$2,985.87	\$0.00	\$2,985.87	0.1952	57.40%
Natural Gas	391	CCF	\$293.38	\$0.00	\$293.38	0.7503	5.64%
Water	500	CCF	\$1,667.11	\$0.00	\$1,667.11	3.3342	32.05%
Sewer	113	CCF	\$255.23	\$0.00	\$255.23	2.2587	4.91%
Total Cost:			\$5,201.59	\$0.00	\$5,201.59		

For TRAVIS
ELEMENTARY
SC



Electricity	57.4%
Natural Gas	5.6%
Sewer	4.9%
Water	32.1%
Total:	100.0%

Filters: Cost Center Name Not One Of DoNotReport; Site Name Not One Of DoNotReport; Billing Period Equal To 200906

elpaso

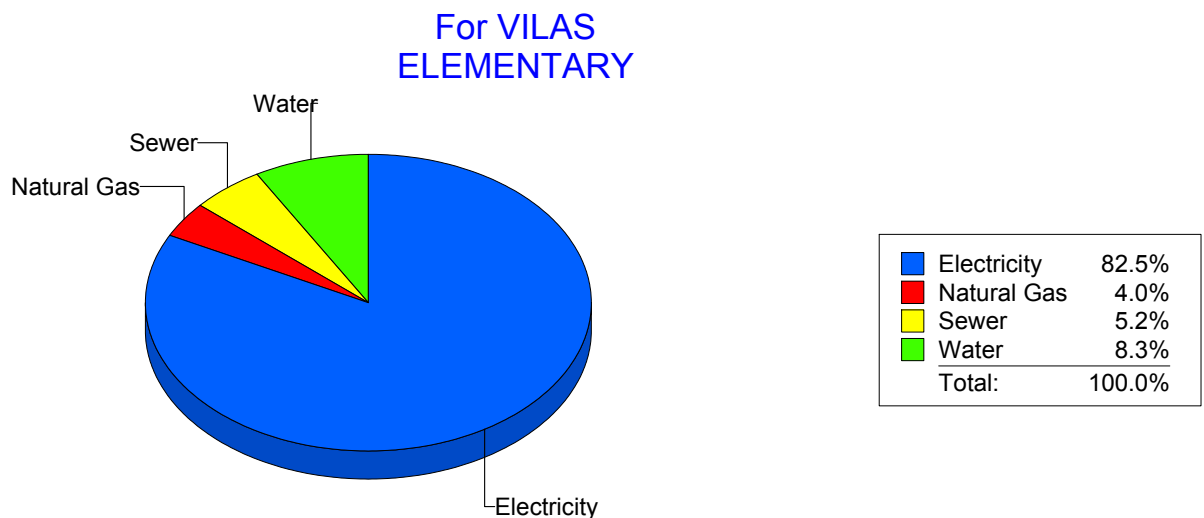
Energy CAP

Cost Avoidance Program

Cost Summary Graph

Grouped by Energy Type

Energy Type	Use	Units	Meter Cost	Special Charges	Total Cost	Avg Unit Cost	% of Total Cost
Site: VILAS ELEMENTARY - VILAS ELEMENTARY							
Electricity	32,983	KWH	\$5,975.45	\$0.00	\$5,975.45	0.1812	82.53%
Natural Gas	278	CCF	\$289.50	\$0.00	\$289.50	1.0414	4.00%
Water	184	CCF	\$601.16	\$0.00	\$601.16	3.2672	8.30%
Sewer	93	CCF	\$374.64	\$0.00	\$374.64	4.0284	5.17%
Total Cost:			\$7,240.75	\$0.00	\$7,240.75		



Filters: Cost Center Name Not One Of DoNotReport; Site Name Not One Of DoNotReport; Billing Period Equal To 200906

elpaso

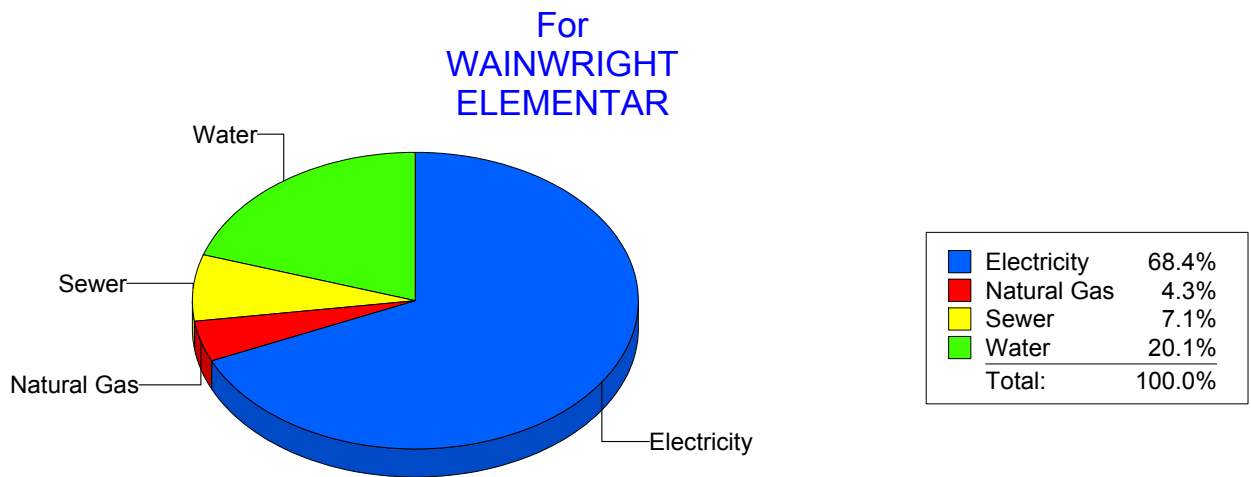
Energy CAP

Cost Avoidance Program

Cost Summary Graph

Grouped by Energy Type

Energy Type	Use	Units	Meter Cost	Special Charges	Total Cost	Avg Unit Cost	% of Total Cost
Site: WAINWRIGHT ELEMENTAR - WAINWRIGHT ELEMENTAR							
Electricity	10,174	KWH	\$1,638.56	\$0.00	\$1,638.56	0.1611	68.43%
Natural Gas	8	CCF	\$104.14	\$0.00	\$104.14	13.0175	4.35%
Water	82	CCF	\$481.50	\$0.00	\$481.50	5.8720	20.11%
Sewer	28	CCF	\$170.15	\$0.00	\$170.15	6.0768	7.11%
Total Cost:			\$2,394.35	\$0.00	\$2,394.35		



Filters: Cost Center Name Not One Of DoNotReport; Site Name Not One Of DoNotReport; Billing Period Equal To 200906

elpaso

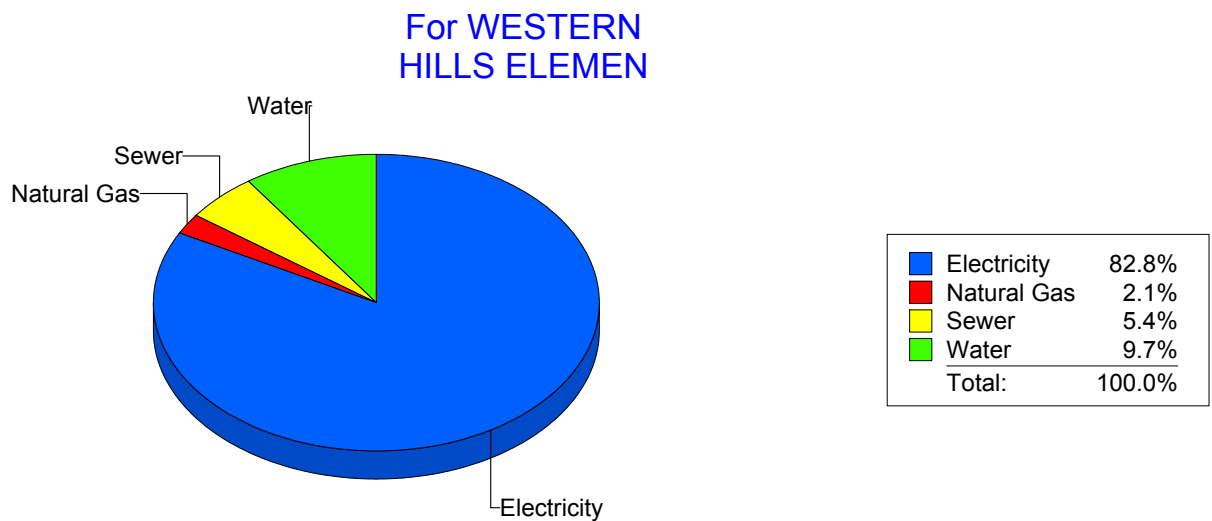
Energy CAP

Cost Avoidance Program

Cost Summary Graph

Grouped by Energy Type

Energy Type	Use	Units	Meter Cost	Special Charges	Total Cost	Avg Unit Cost	% of Total Cost
Site: WESTERN HILLS ELEMEN - WESTERN HILLS ELEMEN							
Electricity	36,480	KWH	\$6,231.87	\$0.00	\$6,231.87	0.1708	82.85%
Natural Gas	216	CCF	\$154.45	\$0.00	\$154.45	0.7150	2.05%
Water	188	CCF	\$730.73	\$0.00	\$730.73	3.8869	9.71%
Sewer	68	CCF	\$405.26	\$0.00	\$405.26	5.9597	5.39%
Total Cost:			\$7,522.31	\$0.00	\$7,522.31		



Filters: Cost Center Name Not One Of DoNotReport; Site Name Not One Of DoNotReport; Billing Period Equal To 200906

el Paso

Energy CAP

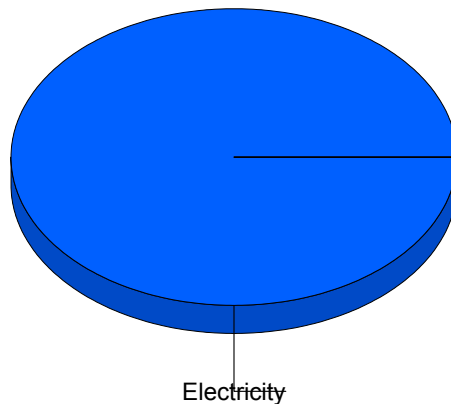
Cost Avoidance Program

Cost Summary Graph

Grouped by Energy Type

Energy Type	Use	Units	Meter Cost	Special Charges	Total Cost	Avg Unit Cost	% of Total Cost
Site: WESTSIDE TRANSPORTAT - WESTSIDE TRANSPORTAT							
Electricity		1,135 KWH	\$207.52	\$0.00	\$207.52	0.1828	100.00%
Total Cost:			\$207.52	\$0.00	\$207.52		

For WESTSIDE
TRANSPORTAT



■ Electricity	100.0%
Total:	100.0%

Filters: Cost Center Name Not One Of DoNotReport; Site Name Not One Of DoNotReport; Billing Period Equal To 200906

elpaso

Energy CAP

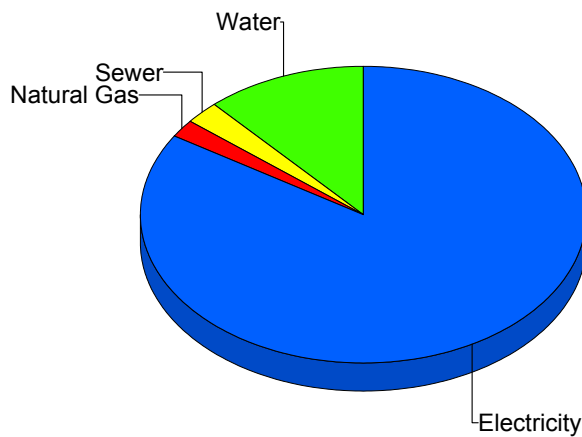
Cost Avoidance Program

Cost Summary Graph

Grouped by Energy Type

Energy Type	Use	Units	Meter Cost	Special Charges	Total Cost	Avg Unit Cost	% of Total Cost
Site: WHITAKER ELEMENTARY - WHITAKER ELEMENTARY							
Electricity	51,960	KWH	\$9,326.52	\$0.00	\$9,326.52	0.1795	83.77%
Natural Gas	355	CCF	\$239.73	\$0.00	\$239.73	0.6753	2.15%
Water	567	CCF	\$1,296.36	\$0.00	\$1,296.36	2.2863	11.64%
Sewer	105	CCF	\$270.96	\$0.00	\$270.96	2.5806	2.43%
Total Cost:			\$11,133.57	\$0.00	\$11,133.57		

For WHITAKER
ELEMENTARY



Electricity	83.8%
Natural Gas	2.2%
Sewer	2.4%
Water	11.6%
Total:	100.0%

Filters: Cost Center Name Not One Of DoNotReport; Site Name Not One Of DoNotReport; Billing Period Equal To 200906

el Paso

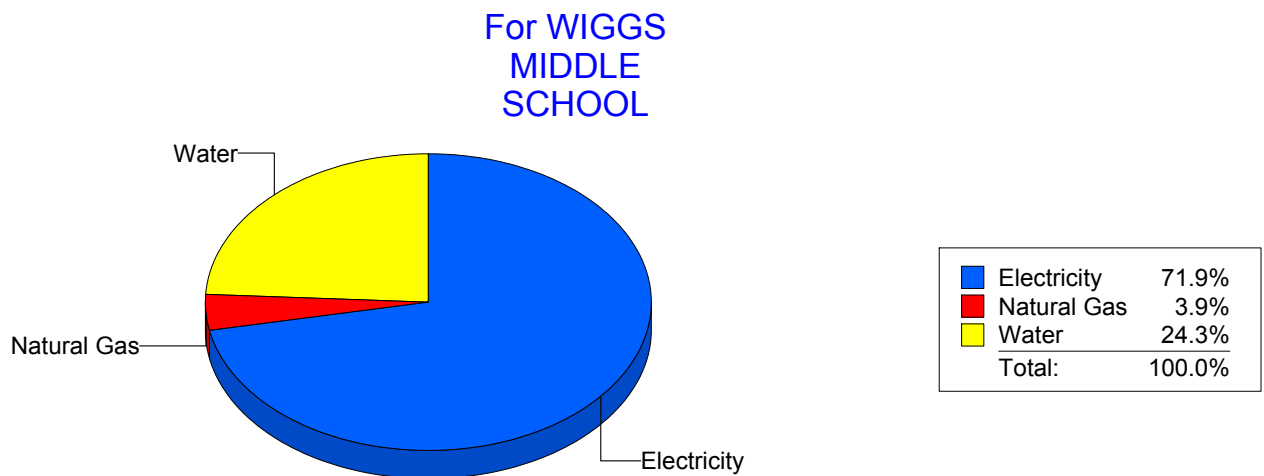
Energy CAP

Cost Avoidance Program

Cost Summary Graph

Grouped by Energy Type

Energy Type	Use	Units	Meter Cost	Special Charges	Total Cost	Avg Unit Cost	% of Total Cost
Site: WIGGS MIDDLE SCHOOL - WIGGS MIDDLE SCHOOL							
Electricity	36,720	KWH	\$5,827.18	\$0.00	\$5,827.18	0.1587	71.86%
Natural Gas	474	CCF	\$312.73	\$0.00	\$312.73	0.6598	3.86%
Water	712	CCF	\$1,969.72	\$0.00	\$1,969.72	2.7665	24.29%
Total Cost:			\$8,109.63	\$0.00	\$8,109.63		



Filters: Cost Center Name Not One Of DoNotReport; Site Name Not One Of DoNotReport; Billing Period Equal To 200906

elpaso

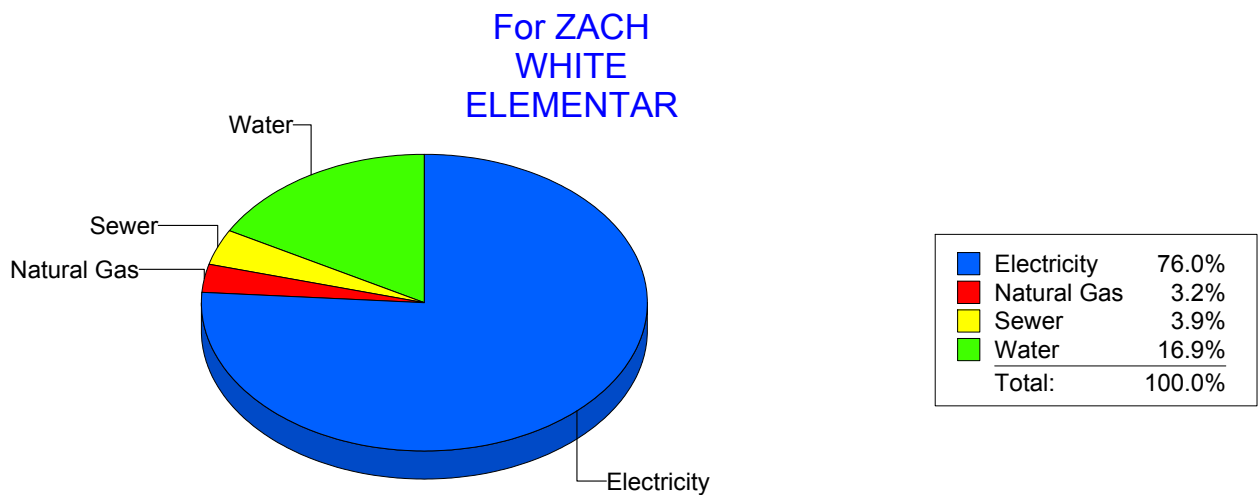
Energy CAP

Cost Avoidance Program

Cost Summary Graph

Grouped by Energy Type

Energy Type	Use	Units	Meter Cost	Special Charges	Total Cost	Avg Unit Cost	% of Total Cost
Site: ZACH WHITE ELEMENTAR - ZACH WHITE ELEMENTAR							
Electricity	45,600	KWH	\$7,003.37	\$0.00	\$7,003.37	0.1536	76.00%
Natural Gas	384	CCF	\$290.91	\$0.00	\$290.91	0.7576	3.16%
Water	535	CCF	\$1,561.70	\$0.00	\$1,561.70	2.9191	16.95%
Sewer	76	CCF	\$358.61	\$0.00	\$358.61	4.7186	3.89%
Total Cost:			\$9,214.59	\$0.00	\$9,214.59		



Filters: Cost Center Name Not One Of DoNotReport; Site Name Not One Of DoNotReport; Billing Period Equal To 200906

elpaso

Energy CAP

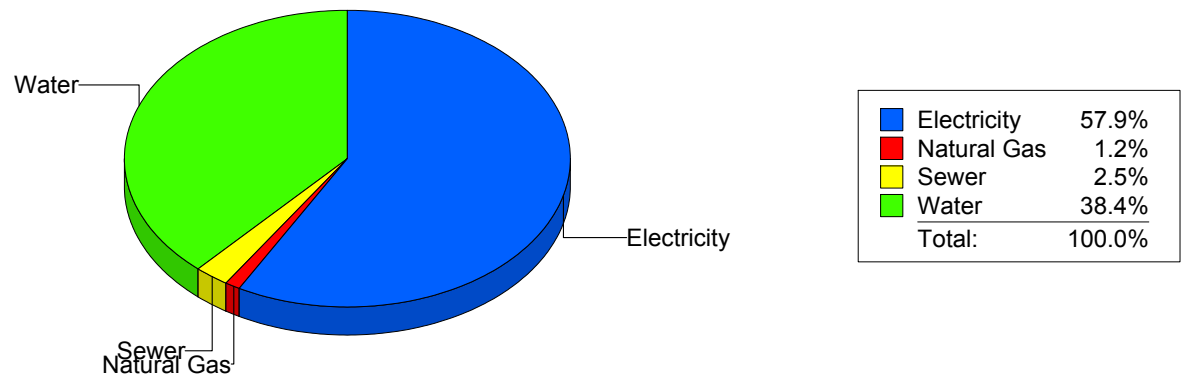
Cost Avoidance Program

Cost Summary Graph

Grouped by Energy Type

Energy Type	Use	Units	Meter Cost	Special Charges	Total Cost	Avg Unit Cost	% of Total Cost
Site: ZAVALA ELEMENTARY SC - ZAVALA ELEMENTARY SC							
Electricity	19,004	KWH	\$2,812.98	\$0.00	\$2,812.98	0.1480	57.93%
Natural Gas	46	CCF	\$56.35	\$0.00	\$56.35	1.2250	1.16%
Water	429	CCF	\$1,862.98	\$0.00	\$1,862.98	4.3426	38.37%
Sewer	48	CCF	\$123.20	\$0.00	\$123.20	2.5667	2.54%
Total Cost:			\$4,855.51	\$0.00	\$4,855.51		

For ZAVALA
ELEMENTARY
SC



Filters: Cost Center Name Not One Of DoNotReport; Site Name Not One Of DoNotReport; Billing Period Equal To 200906

elpaso

Energy CAP

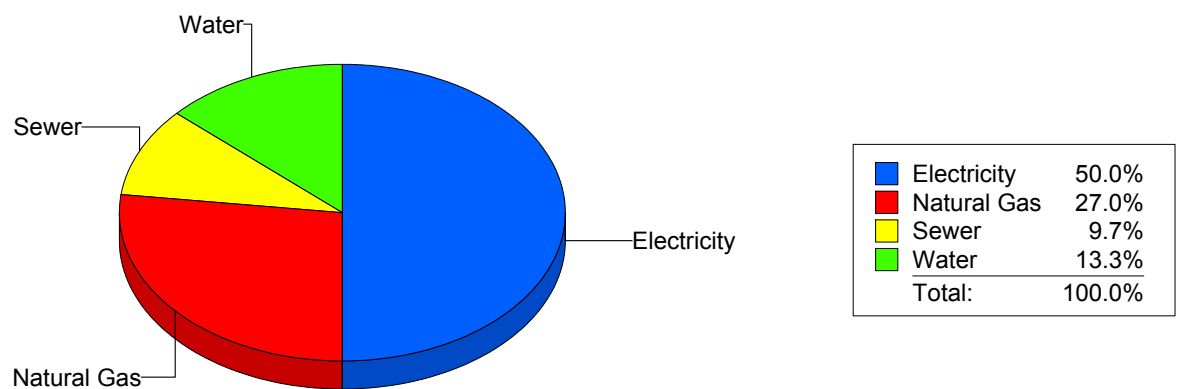
Cost Avoidance Program

Cost Summary Graph

Grouped by Energy Type

Energy Type	Use	Units	Meter Cost	Special Charges	Total Cost	Avg Unit Cost	% of Total Cost
Site: ZUNI COTTAGES - ZUNI COTTAGES							
Electricity		607 KWH	\$123.82	\$0.00	\$123.82	0.2040	50.01%
Natural Gas		0 CCF	\$66.76	\$0.00	\$66.76	0.0000	26.96%
Water		8 CCF	\$33.00	\$0.00	\$33.00	4.1250	13.33%
Sewer		4 CCF	\$24.03	\$0.00	\$24.03	6.0075	9.70%
Total Cost:			\$247.61	\$0.00	\$247.61		

For ZUNI COTTAGES



Filters: Cost Center Name Not One Of DoNotReport; Site Name Not One Of DoNotReport; Billing Period Equal To 200906

elpaso

Energy CAP

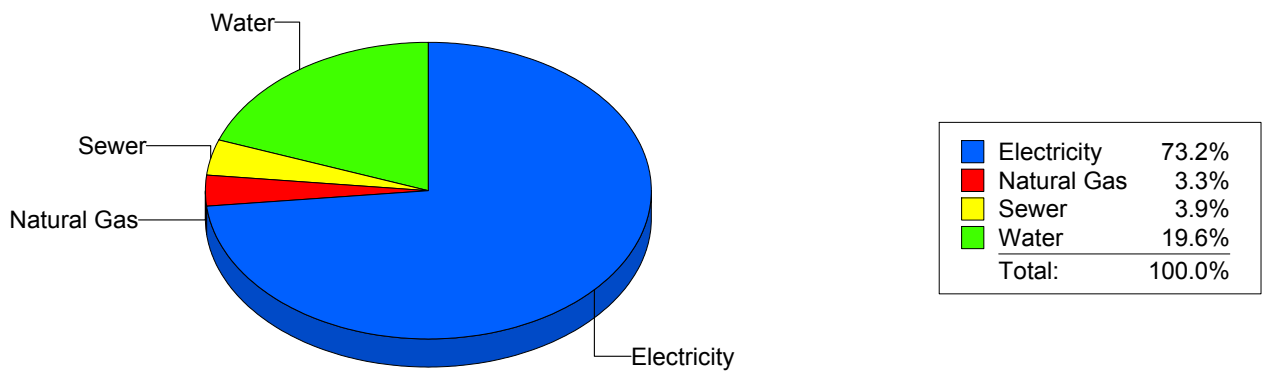
Cost Avoidance Program

Cost Summary Graph

Grouped by Energy Type

Energy Type	Use	Units	Meter Cost	Special Charges	Total Cost	Avg Unit Cost	% of Total Cost
All Sites							
Electricity	4,832,748	KWH	\$691,858.10	\$0.00	\$691,858.10	0.1432	73.23%
Natural Gas	44,131	CCF	\$31,480.11	\$0.00	\$31,480.11	0.7133	3.33%
Water	66,774	CCF	\$184,992.71	\$0.00	\$184,992.71	2.7704	19.58%
Sewer	16,610	CCF	\$36,390.74	\$0.00	\$36,390.74	2.1909	3.85%
Total Cost:			\$944,721.66	\$0.00	\$944,721.66		

For All Sites



Filters: Cost Center Name Not One Of DoNotReport; Site Name Not One Of DoNotReport; Billing Period Equal To 200906