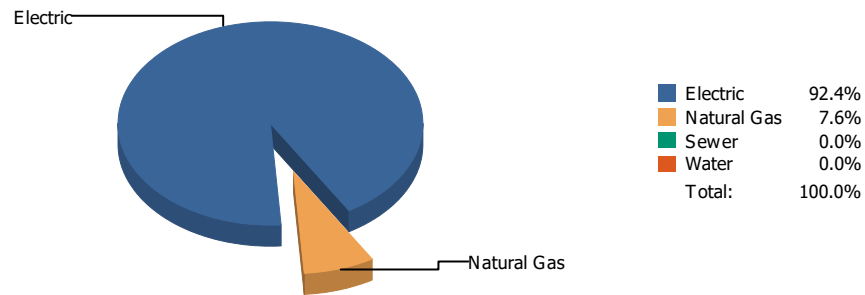
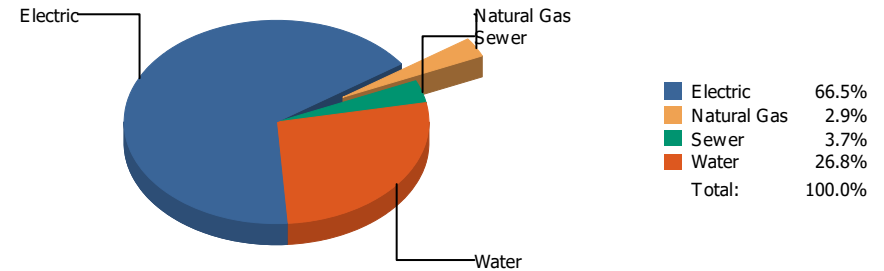


Energy



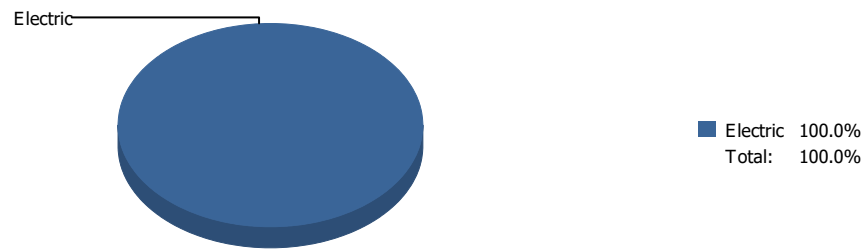
Cost



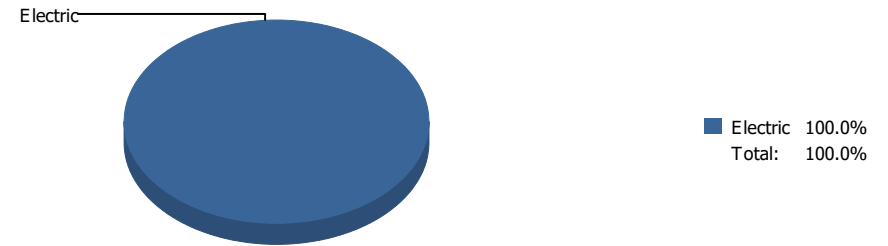
Commodity	Common Use	Energy Use	Energy Use / Area	Total Cost	Cost / Unit	Cost / Area
Place Summary Report						
Area: 10,556,489 SqFt						
Billing Period: Sep 2021						
ELECTRIC	7,343,167.00 kWh	25,054,886 KBtu	2.325 KBtu/SqFt	\$993,082.00	\$0.135 /kWh	\$0.092 /SqFt
NATURALGAS	20,061.00 CCF	2,066,283 KBtu	0.196 KBtu/SqFt	\$43,996.93	\$2.193 /CCF	\$0.004 /SqFt
SEWER	11,473.00 CCF			\$55,535.77	\$4.841 /CCF	\$0.005 /SqFt
WATER	74,123.00 CCF			\$400,787.93	\$5.407 /CCF	\$0.038 /SqFt
Totals:		27,121,169 KBtu	2.521 KBtu/SqFt	\$1,493,402.63		

* Please note per area calculations only include buildings with a floor area greater than 0.

Energy



Cost



Commodity	Common Use	Energy Use	Energy Use / Area	Total Cost	Cost / Unit	Cost / Area
Place: [ALAMO] ALAMO 101 [BUILDING] Area: 58,978 SqFt Billing Period: Sep 2021						
ELECTRIC	4,300.00 kWh	14,672 KBtu	0.249 KBtu/SqFt	\$440.89	\$0.103 /kWh	\$0.007 /SqFt
Totals:		14,672 KBtu	0.249 KBtu/SqFt	\$440.89		

Energy

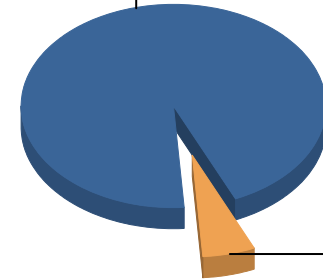
Electric



■ Electric 100.0%
 ■ Water 0.0%
 Total: 100.0%

Cost

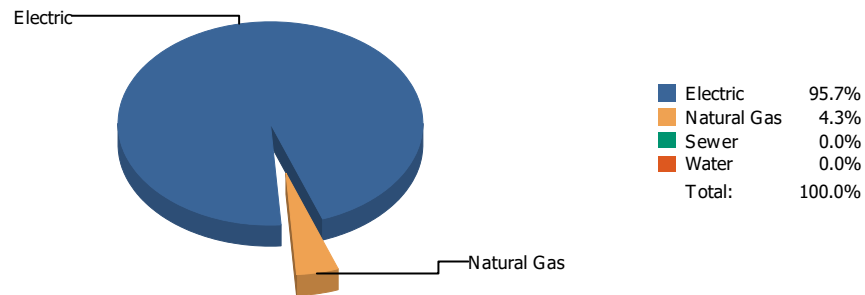
Electric



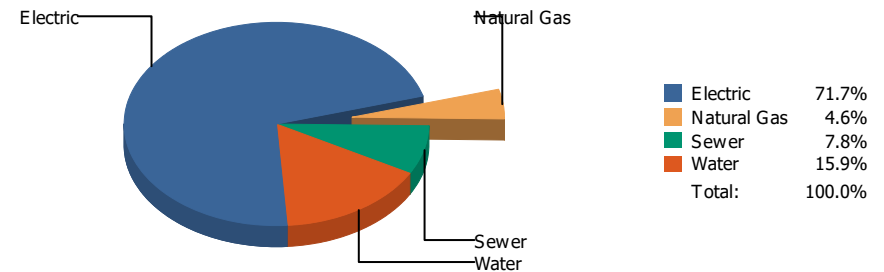
■ Electric 94.3%
 ■ Water 5.7%
 Total: 100.0%

Commodity	Common Use	Energy Use	Energy Use / Area	Total Cost	Cost / Unit	Cost / Area
Place: [ALTA] ALTA VISTA 102 [BUILDING]						
Area: 68,463 SqFt						
Billing Period: Sep 2021						
ELECTRIC	4,200.00 kWh	14,330 KBtu	0.209 KBtu/SqFt	\$435.63	\$0.104 /kWh	\$0.006 /SqFt
WATER	0.00 CCF			\$26.25	\$0.000 /CCF	\$0.000 /SqFt
Totals:		14,330 KBtu	0.209 KBtu/SqFt	\$461.88		

Energy

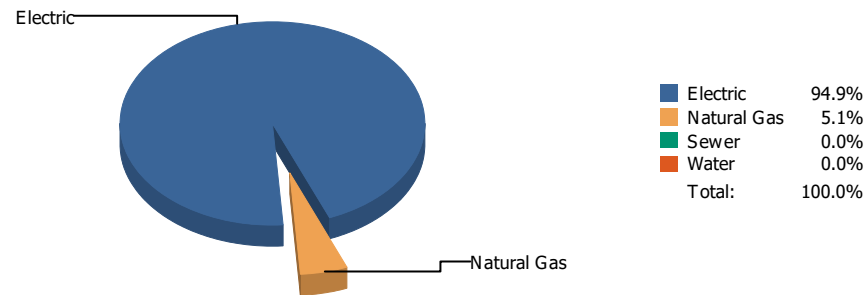


Cost

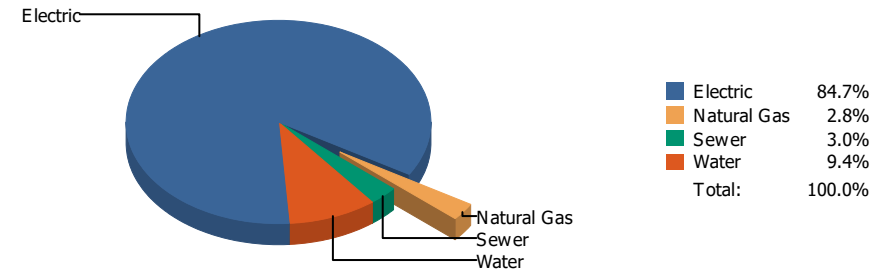


Commodity	Common Use	Energy Use	Energy Use / Area	Total Cost	Cost / Unit	Cost / Area
Place: [ADDRESS] ADDRESS 001 [BUILDING]						
Area: 266,968 SqFt						
Billing Period: Sep 2021						
ELECTRIC	222,524.00 kWh	759,252 KBtu	2.844 KBtu/SqFt	\$28,693.61	\$0.129 /kWh	\$0.107 /SqFt
NATURALGAS	333.00 CCF	34,299 KBtu	0.128 KBtu/SqFt	\$1,826.30	\$5.484 /CCF	\$0.007 /SqFt
SEWER	1,147.00 CCF			\$3,129.19	\$2.728 /CCF	\$0.012 /SqFt
WATER	2,143.00 CCF			\$6,374.78	\$2.975 /CCF	\$0.024 /SqFt
Totals:		793,551 KBtu	2.972 KBtu/SqFt	\$40,023.88		

Energy

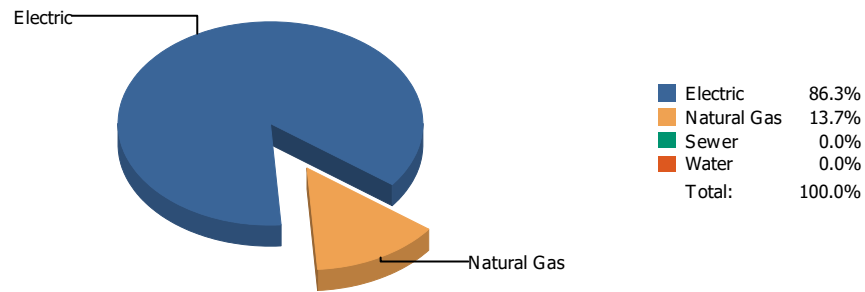


Cost

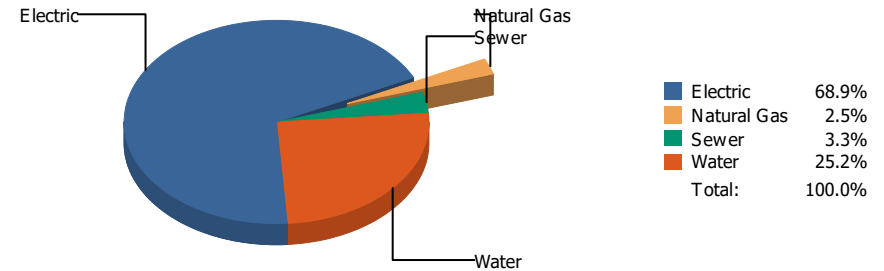


Commodity	Common Use	Energy Use	Energy Use / Area	Total Cost	Cost / Unit	Cost / Area
Place: [AOY] AOY 103 [BUILDING] Area: 105,486 SqFt Billing Period: Sep 2021						
ELECTRIC	92,583.00 kWh	315,893 KBtu	2.995 KBtu/SqFt	\$14,704.07	\$0.159 /kWh	\$0.139 /SqFt
NATURALGAS	165.00 CCF	16,995 KBtu	0.161 KBtu/SqFt	\$490.63	\$2.974 /CCF	\$0.005 /SqFt
SEWER	34.00 CCF			\$527.85	\$15.525 /CCF	\$0.005 /SqFt
WATER	249.00 CCF			\$1,629.96	\$6.546 /CCF	\$0.015 /SqFt
Totals:		332,888 KBtu	3.156 KBtu/SqFt	\$17,352.51		

Energy

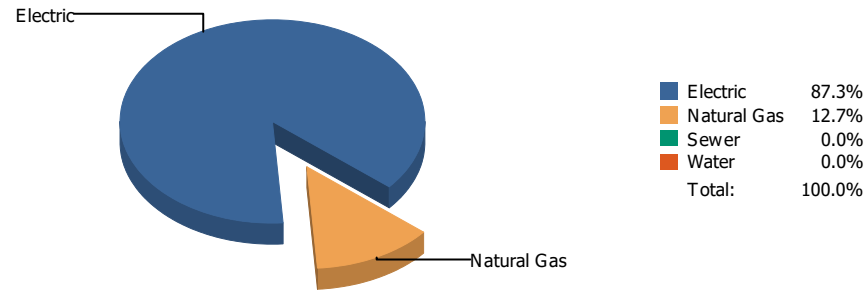


Cost

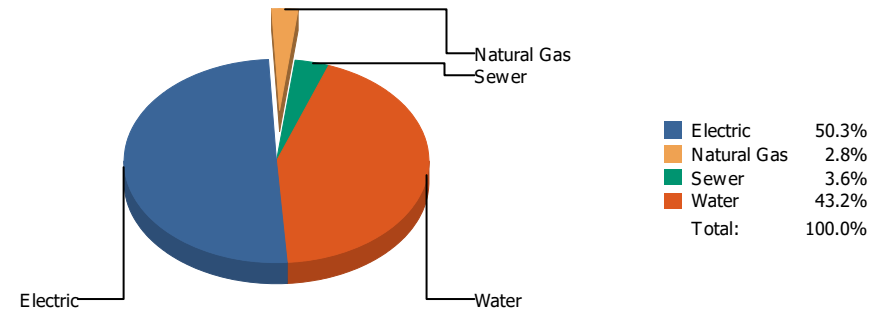


Commodity	Common Use	Energy Use	Energy Use / Area	Total Cost	Cost / Unit	Cost / Area
Place: [ARMENDARIZ_1] ARMENDARIZ MIDDLE SCHOOL [BUILDING]						
Area: 133,779 SqFt						
Billing Period: Sep 2021						
ELECTRIC	99,500.00 kWh	339,494 KBtu	2.538 KBtu/SqFt	\$14,203.34	\$0.143 /kWh	\$0.106 /SqFt
NATURALGAS	523.00 CCF	53,869 KBtu	0.403 KBtu/SqFt	\$514.76	\$0.984 /CCF	\$0.004 /SqFt
SEWER	144.00 CCF			\$684.11	\$4.751 /CCF	\$0.005 /SqFt
WATER	1,101.00 CCF			\$5,200.21	\$4.723 /CCF	\$0.039 /SqFt
Totals:		393,363 KBtu	2.940 KBtu/SqFt	\$20,602.42		

Energy

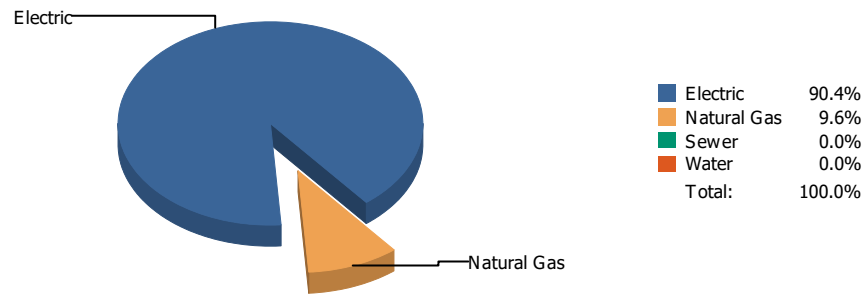


Cost

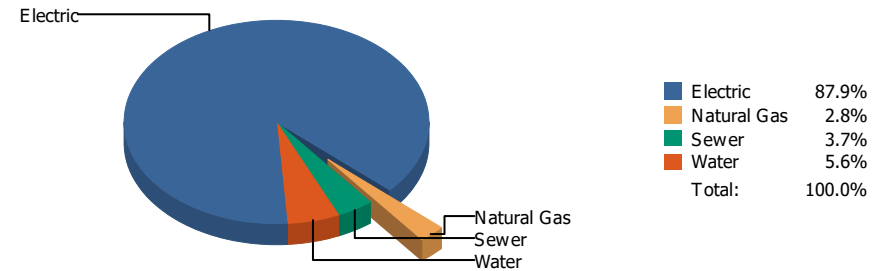


Commodity	Common Use	Energy Use	Energy Use / Area	Total Cost	Cost / Unit	Cost / Area
Place: [AUSTIN] AUSTIN 002 [BUILDING]						
Area: 269,216 SqFt						
Billing Period: Sep 2021						
ELECTRIC	97,065.00 kWh	331,186 KBtu	1.230 KBtu/SqFt	\$15,467.63	\$0.159 /kWh	\$0.057 /SqFt
NATURALGAS	468.00 CCF	48,204 KBtu	0.179 KBtu/SqFt	\$871.04	\$1.861 /CCF	\$0.003 /SqFt
SEWER	76.00 CCF			\$1,117.60	\$14.705 /CCF	\$0.004 /SqFt
WATER	1,901.00 CCF			\$13,275.15	\$6.983 /CCF	\$0.049 /SqFt
Totals:		379,390 KBtu	1.409 KBtu/SqFt	\$30,731.42		

Energy

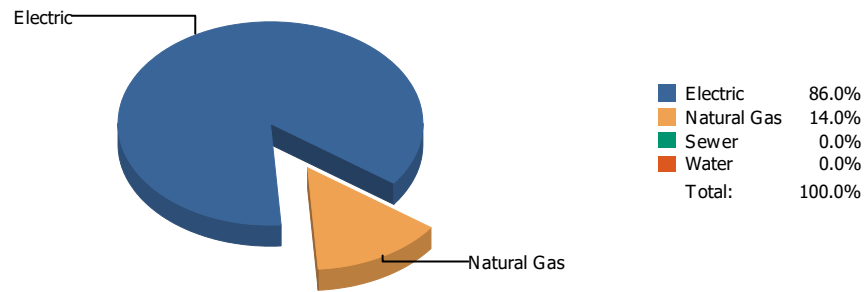


Cost

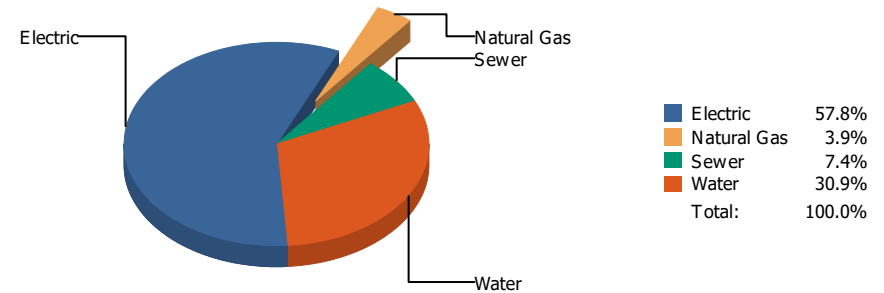


Commodity	Common Use	Energy Use	Energy Use / Area	Total Cost	Cost / Unit	Cost / Area
Place: [BARRON ELEMENTARY] Barron Elementary 165 [BUILDING]						
Area: 87,818 SqFt						
Billing Period: Sep 2021						
ELECTRIC	81,022.00 kWh	276,447 KBtu	3.148 KBtu/SqFt	\$11,512.58	\$0.142 /kWh	\$0.131 /SqFt
NATURALGAS	285.00 CCF	29,355 KBtu	0.334 KBtu/SqFt	\$369.38	\$1.296 /CCF	\$0.004 /SqFt
SEWER	33.00 CCF			\$480.20	\$14.552 /CCF	\$0.005 /SqFt
WATER	95.00 CCF			\$739.08	\$7.780 /CCF	\$0.008 /SqFt
Totals:		305,802 KBtu	3.482 KBtu/SqFt	\$13,101.24		

Energy



Cost



Commodity	Common Use	Energy Use	Energy Use / Area	Total Cost	Cost / Unit	Cost / Area
Place: [BASSETT] BASSETT 049 [BUILDING]						
Area: 174,250 SqFt						
Billing Period: Sep 2021						
ELECTRIC	64,250.00 kWh	219,221 KBtu	1.258 KBtu/SqFt	\$8,992.03	\$0.140 /kWh	\$0.052 /SqFt
NATURALGAS	347.00 CCF	35,741 KBtu	0.205 KBtu/SqFt	\$602.13	\$1.735 /CCF	\$0.003 /SqFt
SEWER	415.00 CCF			\$1,151.48	\$2.775 /CCF	\$0.007 /SqFt
WATER	1,283.00 CCF			\$4,799.71	\$3.741 /CCF	\$0.027 /SqFt
Totals:		254,962 KBtu	1.463 KBtu/SqFt	\$15,545.35		

Energy

Electric



■ Electric 100.0%
Total: 100.0%

Cost

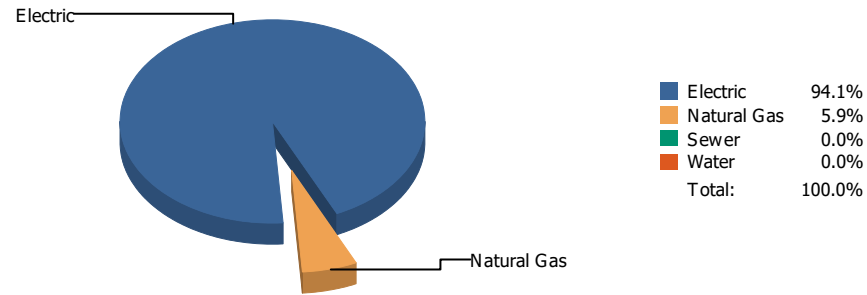
Electric



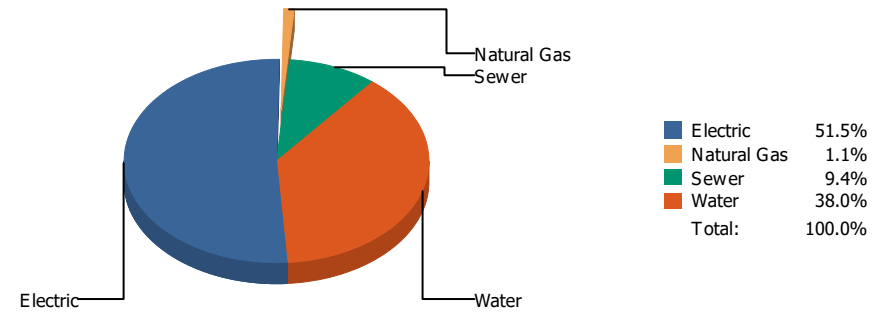
■ Electric 100.0%
Total: 100.0%

Commodity	Common Use	Energy Use	Energy Use / Area	Total Cost	Cost / Unit	Cost / Area
Place: [BEALL] BEALL 104 [BUILDING] Area: 74,454 SqFt Billing Period: Sep 2021						
ELECTRIC	1,128.00 kWh	3,849 KBtu	0.052 KBtu/SqFt	\$168.61	\$0.149 /kWh	\$0.002 /SqFt
Totals:		3,849 KBtu	0.052 KBtu/SqFt	\$168.61		

Energy

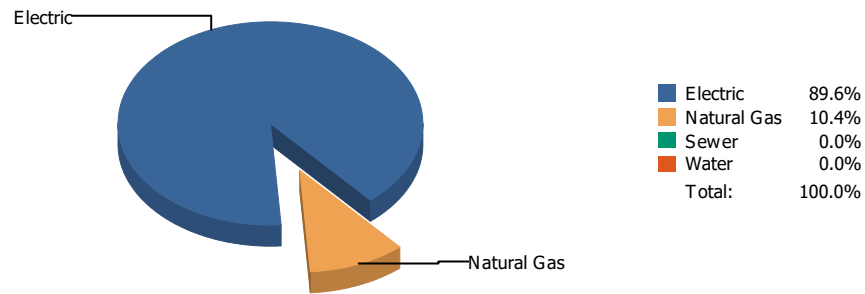


Cost

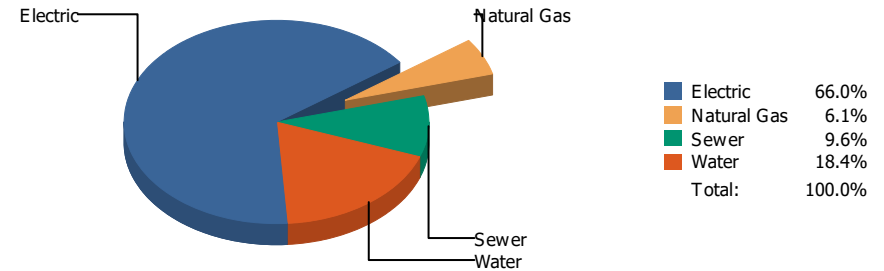


Commodity	Common Use	Energy Use	Energy Use / Area	Total Cost	Cost / Unit	Cost / Area
Place: [BLISS] BLISS 105 [BUILDING] Area: 78,820 SqFt Billing Period: Sep 2021						
ELECTRIC	33,977.00 kWh	115,930 KBtu	1.471 KBtu/SqFt	\$5,066.50	\$0.149 /kWh	\$0.064 /SqFt
NATURALGAS	71.00 CCF	7,313 KBtu	0.093 KBtu/SqFt	\$106.36	\$1.498 /CCF	\$0.001 /SqFt
SEWER	311.00 CCF			\$922.68	\$2.967 /CCF	\$0.012 /SqFt
WATER	899.00 CCF			\$3,739.38	\$4.159 /CCF	\$0.047 /SqFt
Totals:		123,243 KBtu	1.564 KBtu/SqFt	\$9,834.92		

Energy



Cost



Commodity	Common Use	Energy Use	Energy Use / Area	Total Cost	Cost / Unit	Cost / Area
Place: [BOND_2] BOND 160 [BUILDING]						
Area: 89,988 SqFt						
Billing Period: Sep 2021						
ELECTRIC	34,442.00 kWh	117,516 KBtu	1.306 KBtu/SqFt	\$5,130.44	\$0.149 /kWh	\$0.057 /SqFt
NATURALGAS	132.00 CCF	13,596 KBtu	0.151 KBtu/SqFt	\$470.58	\$3.565 /CCF	\$0.005 /SqFt
SEWER	181.00 CCF			\$744.57	\$4.114 /CCF	\$0.008 /SqFt
WATER	364.00 CCF			\$1,426.17	\$3.918 /CCF	\$0.016 /SqFt
Totals:		131,112 KBtu	1.457 KBtu/SqFt	\$7,771.76		

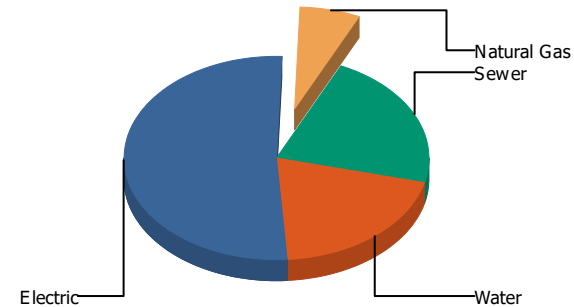
Energy

Electric



Electric	100.0%
Natural Gas	0.0%
Sewer	0.0%
Water	0.0%
Total:	100.0%

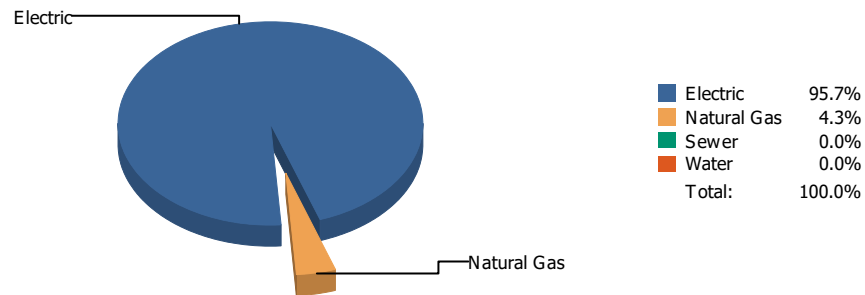
Cost



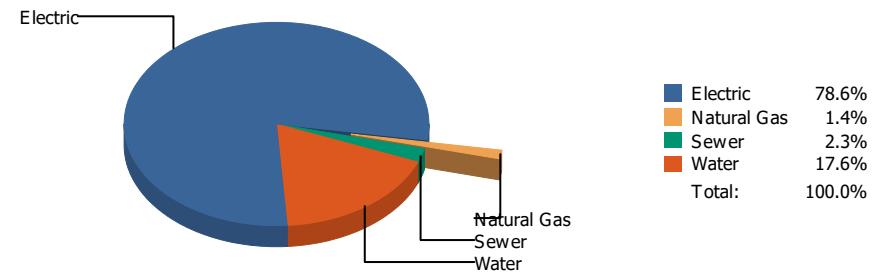
Electric	51.8%
Natural Gas	6.3%
Sewer	22.0%
Water	19.9%
Total:	100.0%

Commodity	Common Use	Energy Use	Energy Use / Area	Total Cost	Cost / Unit	Cost / Area
Place: [BONHAM] BONHAM 106 [BUILDING]						
Area: 53,522 SqFt						
Billing Period: Sep 2021						
ELECTRIC	9,870.00 kWh	33,676 KBtu	0.629 KBtu/SqFt	\$1,601.73	\$0.162 /kWh	\$0.030 /SqFt
NATURALGAS	0.00 CCF	0 KBtu	0.000 KBtu/SqFt	\$194.75	\$0.000 /CCF	\$0.004 /SqFt
SEWER	213.00 CCF			\$679.74	\$3.191 /CCF	\$0.013 /SqFt
WATER	170.00 CCF			\$616.78	\$3.628 /CCF	\$0.011 /SqFt
Totals:		33,676 KBtu	0.629 KBtu/SqFt	\$3,093.00		

Energy

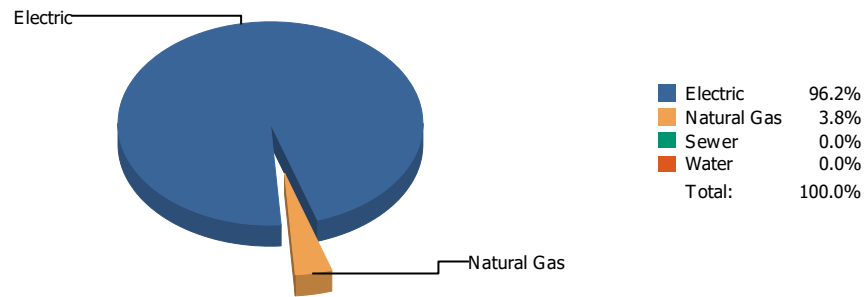


Cost

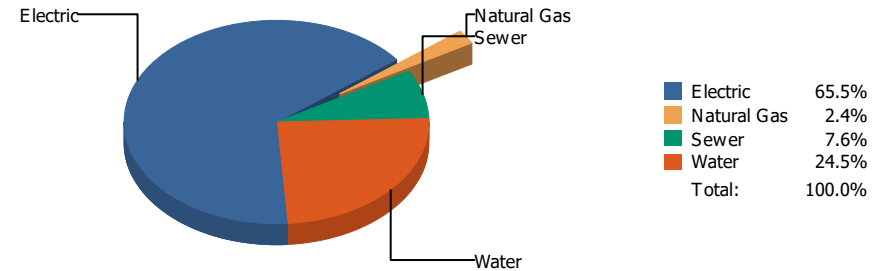


Commodity	Common Use	Energy Use	Energy Use / Area	Total Cost	Cost / Unit	Cost / Area
Place: [BOWIE] BOWIE 003 [BUILDING]						
Area: 282,931 SqFt						
Billing Period: Sep 2021						
ELECTRIC	303,452.00 kWh	1,035,378 KBtu	3.659 KBtu/SqFt	\$38,156.55	\$0.126 /kWh	\$0.135 /SqFt
NATURALGAS	447.00 CCF	46,041 KBtu	0.163 KBtu/SqFt	\$663.39	\$1.484 /CCF	\$0.002 /SqFt
SEWER	192.00 CCF			\$1,136.08	\$5.917 /CCF	\$0.004 /SqFt
WATER	2,419.00 CCF			\$8,563.02	\$3.540 /CCF	\$0.030 /SqFt
Totals:		1,081,419 KBtu	3.822 KBtu/SqFt	\$48,519.04		

Energy

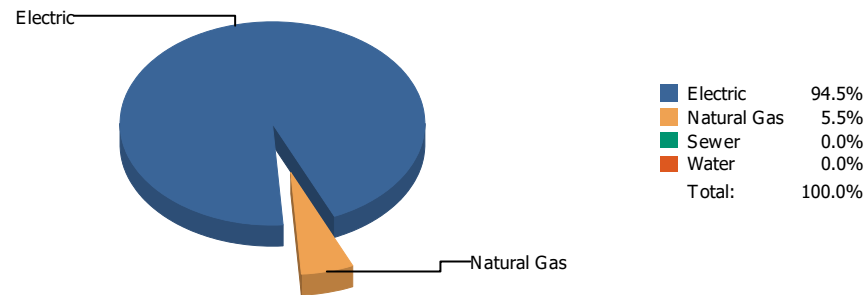


Cost

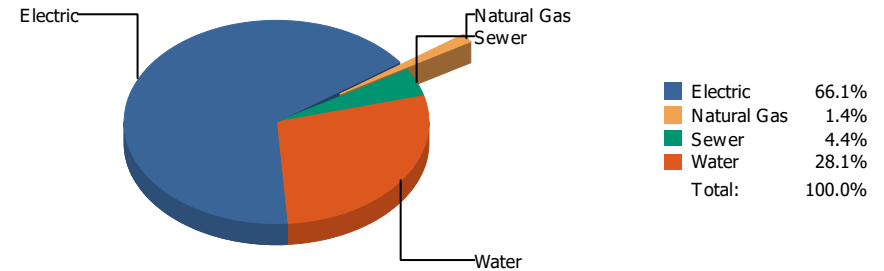


Commodity	Common Use	Energy Use	Energy Use / Area	Total Cost	Cost / Unit	Cost / Area
Place: [BRADLEY] BRADLEY 158 [BUILDING]						
Area: 59,142 SqFt						
Billing Period: Sep 2021						
ELECTRIC	63,480.00 kWh	216,594 KBtu	3.662 KBtu/SqFt	\$8,594.00	\$0.135 /kWh	\$0.145 /SqFt
NATURALGAS	82.00 CCF	8,446 KBtu	0.143 KBtu/SqFt	\$309.26	\$3.771 /CCF	\$0.005 /SqFt
SEWER	122.00 CCF			\$996.42	\$8.167 /CCF	\$0.017 /SqFt
WATER	584.00 CCF			\$3,212.14	\$5.500 /CCF	\$0.054 /SqFt
Totals:		225,040 KBtu	3.805 KBtu/SqFt	\$13,111.82		

Energy

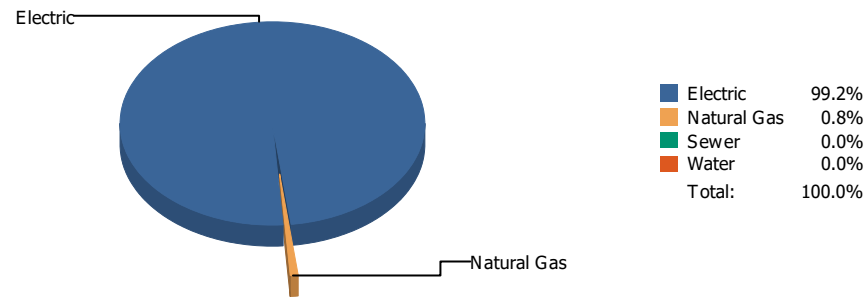


Cost

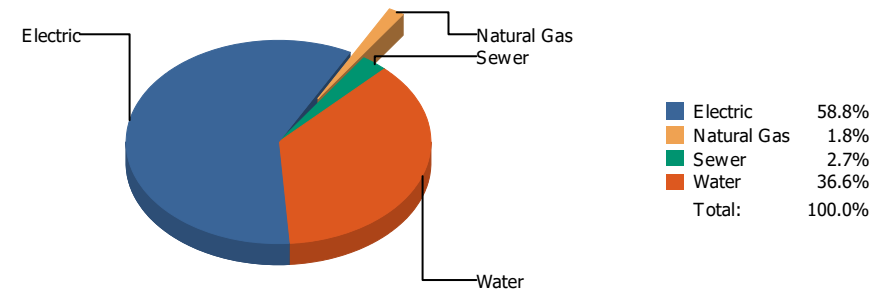


Commodity	Common Use	Energy Use	Energy Use / Area	Total Cost	Cost / Unit	Cost / Area
Place: [BROWN] BROWN MIDDLE SCHOOL 056 [BUILDING]						
Area: 173,263 SqFt						
Billing Period: Sep 2021						
ELECTRIC	129,200.00 kWh	440,830 KBtu	2.544 KBtu/SqFt	\$17,036.51	\$0.132 /kWh	\$0.098 /SqFt
NATURALGAS	250.00 CCF	25,750 KBtu	0.149 KBtu/SqFt	\$347.94	\$1.392 /CCF	\$0.002 /SqFt
SEWER	349.00 CCF			\$1,135.11	\$3.252 /CCF	\$0.007 /SqFt
WATER	1,364.00 CCF			\$7,240.58	\$5.308 /CCF	\$0.042 /SqFt
Totals:		466,580 KBtu	2.693 KBtu/SqFt	\$25,760.14		

Energy



Cost



Commodity	Common Use	Energy Use	Energy Use / Area	Total Cost	Cost / Unit	Cost / Area
Place: [BURGES] BURGES 004 [BUILDING]						
Area: 241,219 SqFt						
Billing Period: Sep 2021						
ELECTRIC	141,858.00 kWh	484,019 KBtu	2.007 KBtu/SqFt	\$19,534.34	\$0.138 /kWh	\$0.081 /SqFt
NATURALGAS	36.00 CCF	3,708 KBtu	0.015 KBtu/SqFt	\$606.31	\$16.842 /CCF	\$0.002 /SqFt
SEWER	40.00 CCF			\$895.39	\$22.385 /CCF	\$0.004 /SqFt
WATER	1,986.00 CCF			\$12,159.15	\$6.122 /CCF	\$0.050 /SqFt
Totals:		487,727 KBtu	2.022 KBtu/SqFt	\$33,195.19		

Energy

Electric



■ Electric 100.0%
Total: 100.0%

Cost

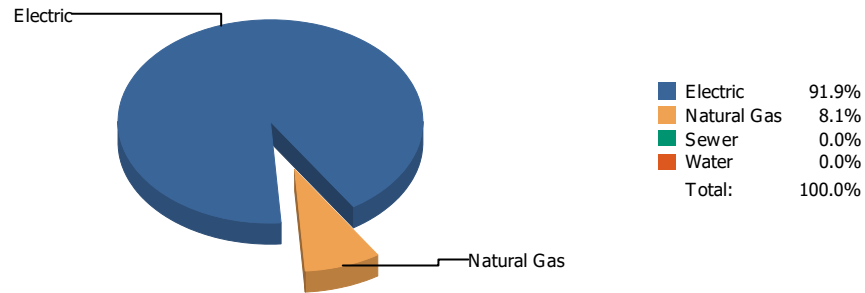
Electric



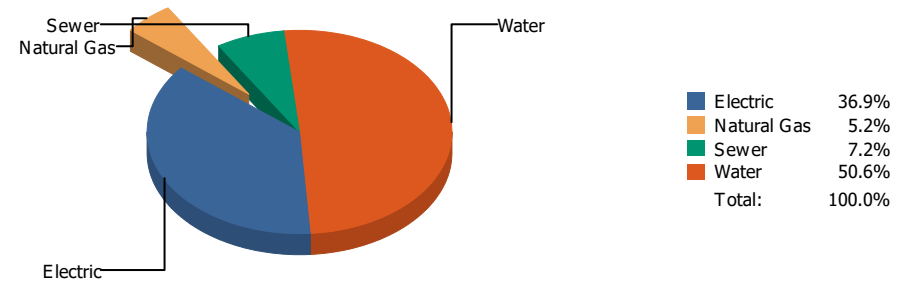
■ Electric 100.0%
Total: 100.0%

Commodity	Common Use	Energy Use	Energy Use / Area	Total Cost	Cost / Unit	Cost / Area
Place: [BURLESON] BURLESON 107 [BUILDING] Area: 73,772 SqFt Billing Period: Sep 2021						
ELECTRIC	869.00 kWh	2,965 KBtu	0.040 KBtu/SqFt	\$147.79	\$0.170 /kWh	\$0.002 /SqFt
Totals:		2,965 KBtu	0.040 KBtu/SqFt	\$147.79		

Energy

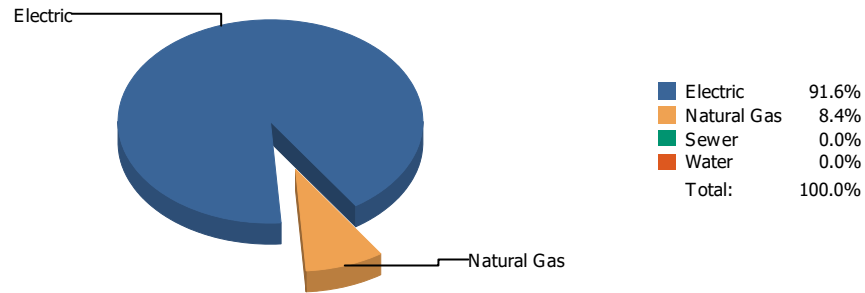


Cost

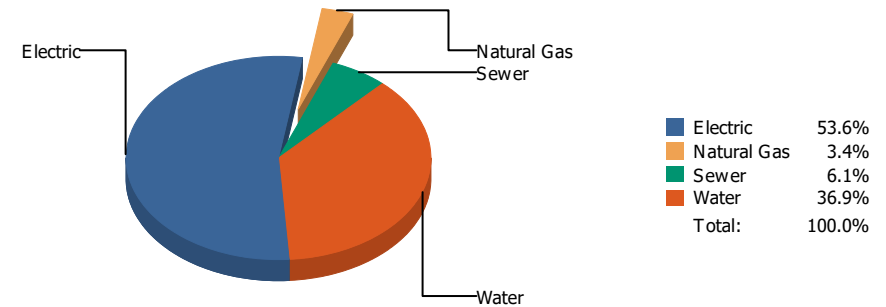


Commodity	Common Use	Energy Use	Energy Use / Area	Total Cost	Cost / Unit	Cost / Area
Place: [BURNET] BURNET 108 [BUILDING]						
Area: 50,520 SqFt						
Billing Period: Sep 2021						
ELECTRIC	20,588.00 kWh	70,246 KBtu	1.390 KBtu/SqFt	\$3,026.92	\$0.147 /kWh	\$0.060 /SqFt
NATURALGAS	60.00 CCF	6,180 KBtu	0.122 KBtu/SqFt	\$426.28	\$7.105 /CCF	\$0.008 /SqFt
SEWER	172.00 CCF			\$594.18	\$3.455 /CCF	\$0.012 /SqFt
WATER	728.00 CCF			\$4,151.19	\$5.702 /CCF	\$0.082 /SqFt
Totals:		76,426 KBtu	1.513 KBtu/SqFt	\$8,198.57		

Energy

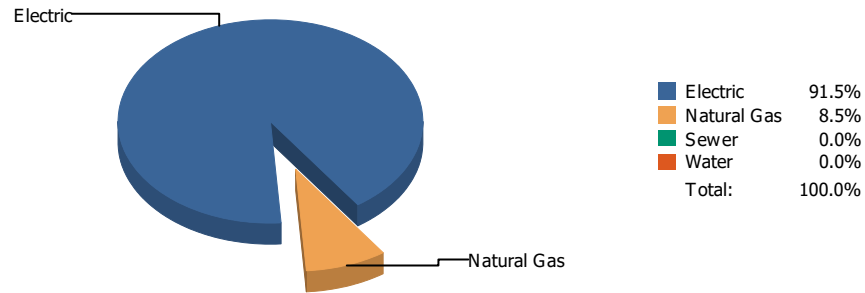


Cost

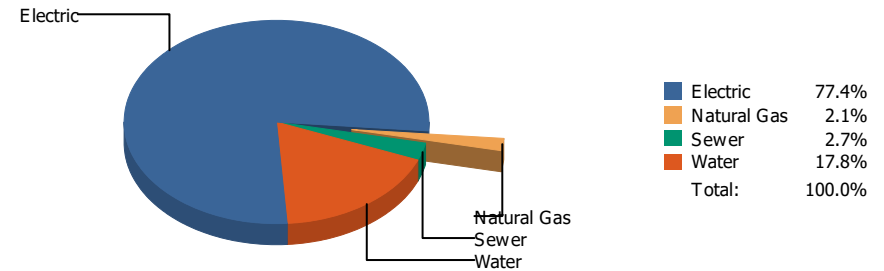


Commodity	Common Use	Energy Use	Energy Use / Area	Total Cost	Cost / Unit	Cost / Area
Place: [CANYON-HILLS] CANYON HILLS 043 [BUILDING]						
Area: 133,149 SqFt						
Billing Period: Sep 2021						
ELECTRIC	54,350.00 kWh	185,442 KBtu	1.393 KBtu/SqFt	\$7,743.89	\$0.142 /kWh	\$0.058 /SqFt
NATURALGAS	166.00 CCF	17,098 KBtu	0.128 KBtu/SqFt	\$491.46	\$2.961 /CCF	\$0.004 /SqFt
SEWER	70.00 CCF			\$888.62	\$12.695 /CCF	\$0.007 /SqFt
WATER	723.00 CCF			\$5,328.81	\$7.370 /CCF	\$0.040 /SqFt
Totals:		202,540 KBtu	1.521 KBtu/SqFt	\$14,452.78		

Energy



Cost



Commodity	Common Use	Energy Use	Energy Use / Area	Total Cost	Cost / Unit	Cost / Area
Place: [CAREER] CAREER AND TECHNOLOGY [BUILDING]						
Area: 146,485 SqFt						
Billing Period: Sep 2021						
ELECTRIC	97,294.00 kWh	331,967 KBtu	2.266 KBtu/SqFt	\$14,290.52	\$0.147 /kWh	\$0.097 /SqFt
NATURALGAS	301.00 CCF	31,003 KBtu	0.212 KBtu/SqFt	\$379.44	\$1.261 /CCF	\$0.003 /SqFt
SEWER	82.00 CCF			\$504.62	\$6.154 /CCF	\$0.003 /SqFt
WATER	556.00 CCF			\$3,278.80	\$5.897 /CCF	\$0.022 /SqFt
Totals:		362,970 KBtu	2.478 KBtu/SqFt	\$18,453.38		

Energy

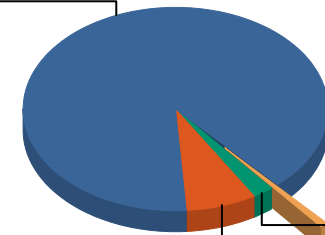
Electric



Electric	100.0%
Natural Gas	0.0%
Sewer	0.0%
Water	0.0%
Total:	100.0%

Cost

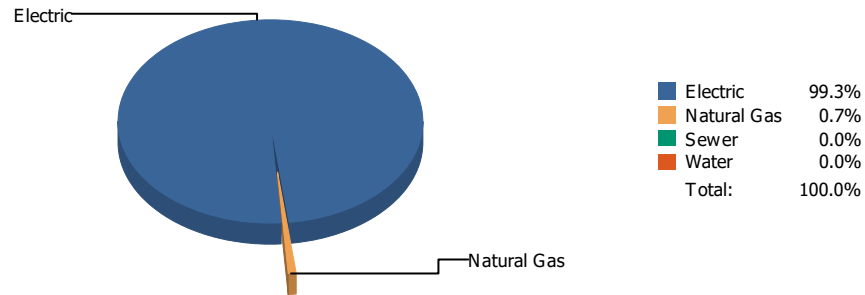
Electric



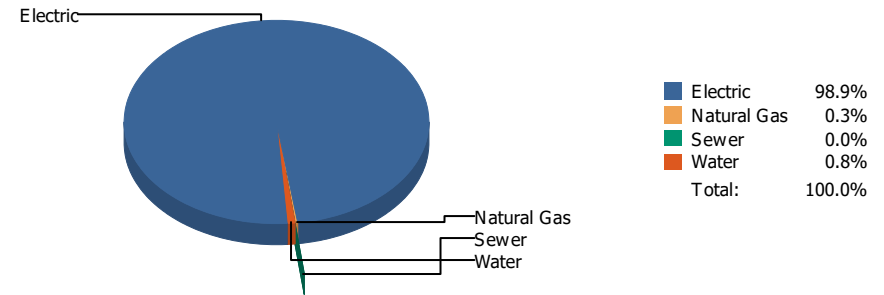
Electric	89.4%
Natural Gas	0.9%
Sewer	2.2%
Water	7.5%
Total:	100.0%

Commodity	Common Use	Energy Use	Energy Use / Area	Total Cost	Cost / Unit	Cost / Area
Place: [CENTRAL_OFFICE_STANTON] CENTRAL OFFICE STANTON [BUILDING]						
Area: 79,813 SqFt						
Billing Period: Sep 2021						
ELECTRIC	240,198.00 kWh	819,556 KBtu	10.268 KBtu/SqFt	\$19,479.32	\$0.081 /kWh	\$0.244 /SqFt
NATURALGAS	0.00 CCF	0 KBtu	0.000 KBtu/SqFt	\$194.75	\$0.000 /CCF	\$0.002 /SqFt
SEWER	48.00 CCF			\$472.91	\$9.852 /CCF	\$0.006 /SqFt
WATER	167.00 CCF			\$1,631.13	\$9.767 /CCF	\$0.020 /SqFt
Totals:		819,556 KBtu	10.268 KBtu/SqFt	\$21,778.11		

Energy

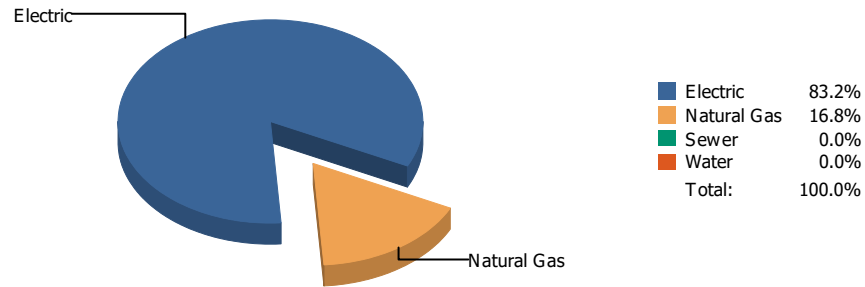


Cost

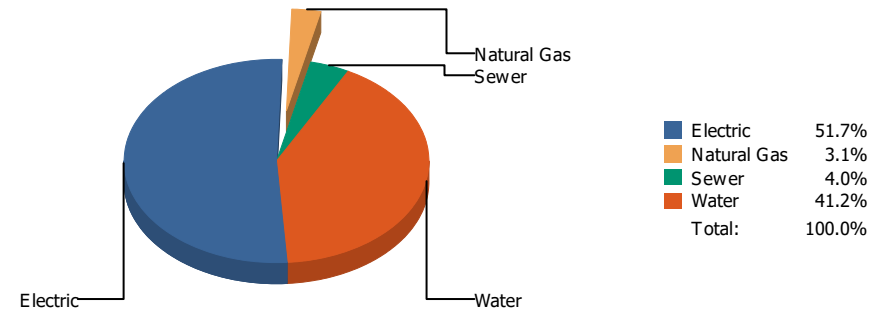


Commodity	Common Use	Energy Use	Energy Use / Area	Total Cost	Cost / Unit	Cost / Area
Place: [CHAPIN] CHAPIN 012 [BUILDING]						
Area: 273,727 SqFt						
Billing Period: Sep 2021						
ELECTRIC	356,220.00 kWh	1,215,423 KBtu	4.440 KBtu/SqFt	\$43,425.44	\$0.122 /kWh	\$0.159 /SqFt
NATURALGAS	89.00 CCF	9,167 KBtu	0.033 KBtu/SqFt	\$117.56	\$1.321 /CCF	\$0.000 /SqFt
SEWER	1.00 CCF			\$10.41	\$10.410 /CCF	\$0.000 /SqFt
WATER	48.00 CCF			\$344.11	\$7.169 /CCF	\$0.001 /SqFt
Totals:		1,224,590 KBtu	4.474 KBtu/SqFt	\$43,897.52		

Energy

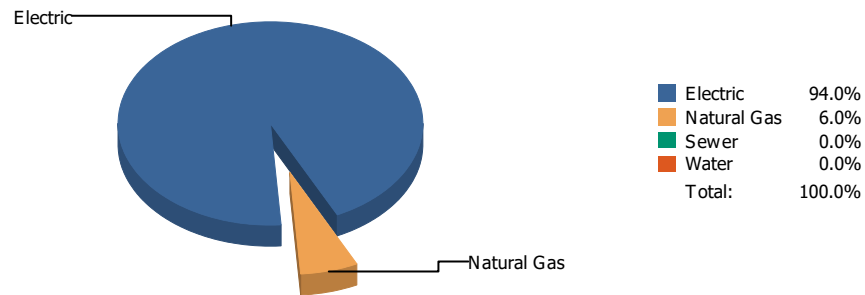


Cost

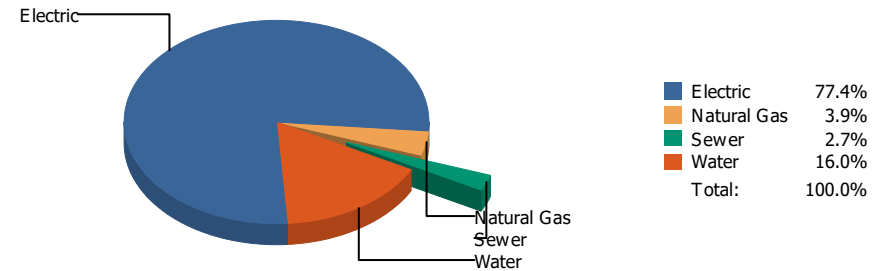


Commodity	Common Use	Energy Use	Energy Use / Area	Total Cost	Cost / Unit	Cost / Area
Place: [CHARLES] H.E. CHARLES 045 [BUILDING] Area: 107,867 SqFt Billing Period: Sep 2021						
ELECTRIC	89,078.00 kWh	303,934 KBtu	2.818 KBtu/SqFt	\$12,611.68	\$0.142 /kWh	\$0.117 /SqFt
NATURALGAS	595.00 CCF	61,285 KBtu	0.568 KBtu/SqFt	\$752.06	\$1.264 /CCF	\$0.007 /SqFt
SEWER	281.00 CCF			\$985.51	\$3.507 /CCF	\$0.009 /SqFt
WATER	1,611.00 CCF			\$10,063.08	\$6.246 /CCF	\$0.093 /SqFt
Totals:		365,219 KBtu	3.386 KBtu/SqFt	\$24,412.33		

Energy

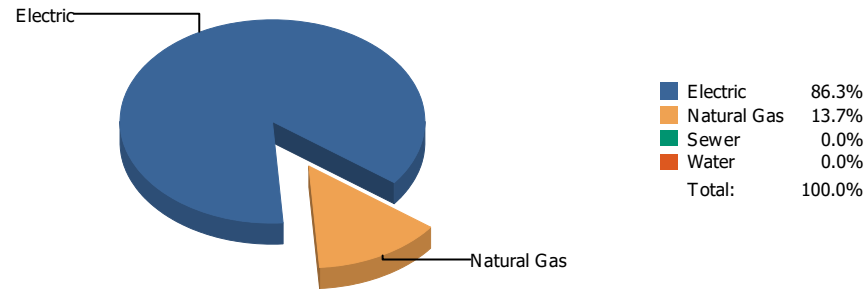


Cost

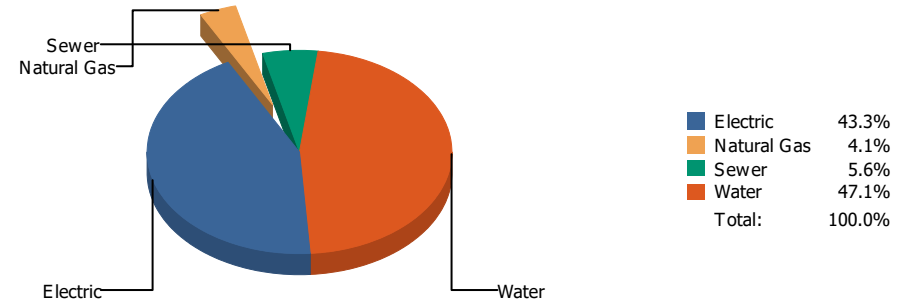


Commodity	Common Use	Energy Use	Energy Use / Area	Total Cost	Cost / Unit	Cost / Area
Place: [CIELO-VISTA] CIELO VISTA 151 [BUILDING]						
Area: 66,034 SqFt						
Billing Period: Sep 2021						
ELECTRIC	66,800.00 kWh	227,922 KBtu	3.452 KBtu/SqFt	\$9,537.55	\$0.143 /kWh	\$0.144 /SqFt
NATURALGAS	142.00 CCF	14,626 KBtu	0.221 KBtu/SqFt	\$476.51	\$3.356 /CCF	\$0.007 /SqFt
SEWER	45.00 CCF			\$337.48	\$7.500 /CCF	\$0.005 /SqFt
WATER	452.00 CCF			\$1,967.60	\$4.353 /CCF	\$0.030 /SqFt
Totals:		242,548 KBtu	3.673 KBtu/SqFt	\$12,319.14		

Energy

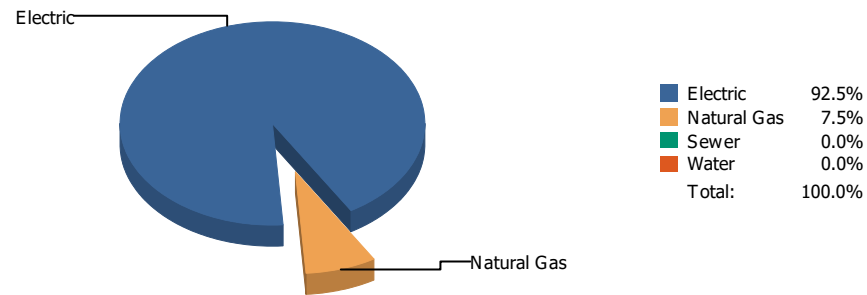


Cost

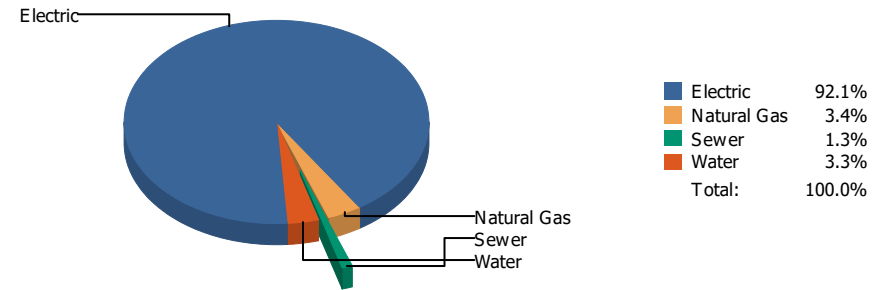


Commodity	Common Use	Energy Use	Energy Use / Area	Total Cost	Cost / Unit	Cost / Area
Place: [CLARDY] CLARDY 109 [BUILDING]						
Area: 70,700 SqFt						
Billing Period: Sep 2021						
ELECTRIC	35,456.00 kWh	120,976 KBtu	1.711 KBtu/SqFt	\$5,378.89	\$0.152 /kWh	\$0.076 /SqFt
NATURALGAS	186.00 CCF	19,158 KBtu	0.271 KBtu/SqFt	\$503.48	\$2.707 /CCF	\$0.007 /SqFt
SEWER	159.00 CCF			\$696.17	\$4.378 /CCF	\$0.010 /SqFt
WATER	931.00 CCF			\$5,846.82	\$6.280 /CCF	\$0.083 /SqFt
Totals:		140,134 KBtu	1.982 KBtu/SqFt	\$12,425.36		

Energy



Cost



Commodity	Common Use	Energy Use	Energy Use / Area	Total Cost	Cost / Unit	Cost / Area
Place: [CLENDENIN] CLENDENIN 149 [BUILDING]						
Area: 62,721 SqFt						
Billing Period: Sep 2021						
ELECTRIC	51,242.00 kWh	174,838 KBtu	2.788 KBtu/SqFt	\$7,654.88	\$0.149 /kWh	\$0.122 /SqFt
NATURALGAS	138.00 CCF	14,214 KBtu	0.227 KBtu/SqFt	\$279.32	\$2.024 /CCF	\$0.004 /SqFt
SEWER	0.00 CCF			\$107.89	\$0.000 /CCF	\$0.002 /SqFt
WATER	48.00 CCF			\$271.92	\$5.665 /CCF	\$0.004 /SqFt
Totals:		189,052 KBtu	3.014 KBtu/SqFt	\$8,314.01		

Energy

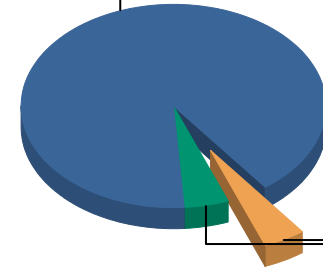
Electric



Electric 100.0%
 Sewer 0.0%
 Water 0.0%
 Total: 100.0%

Cost

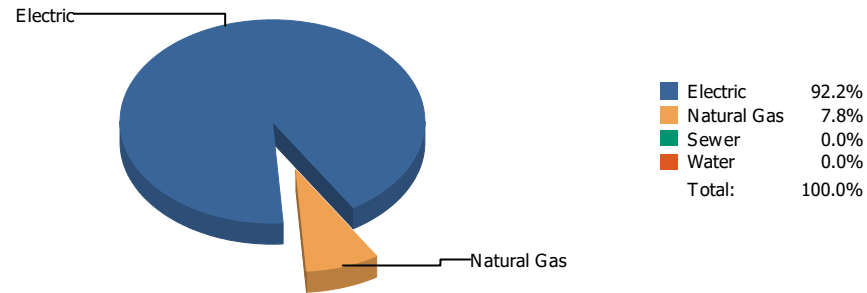
Electric



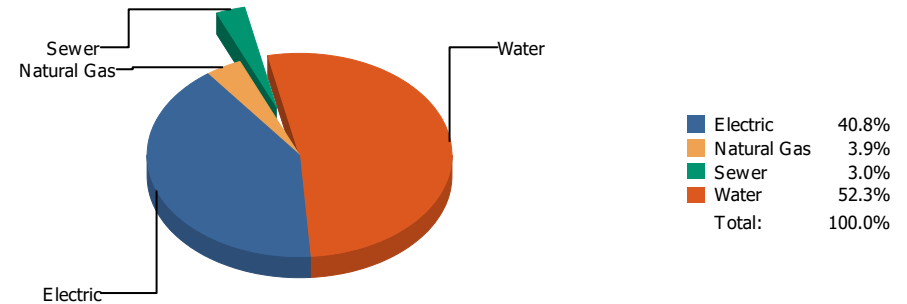
Electric 90.8%
 Sewer 4.5%
 Water 4.7%
 Total: 100.0%

Commodity	Common Use	Energy Use	Energy Use / Area	Total Cost	Cost / Unit	Cost / Area
Place: [COACH_ARCHIE_DURAN] COACH ARCHIE DURAN [BUILDING]						
Area: 0 SqFt						
Billing Period: Sep 2021						
ELECTRIC	83,200.00 kWh	283,878 KBtu		\$11,753.99	\$0.141 /kWh	
SEWER	100.00 CCF			\$587.31	\$5.873 /CCF	
WATER	83.00 CCF			\$607.77	\$7.323 /CCF	
Totals:		283,878 KBtu		\$12,949.07		

Energy



Cost



Commodity	Common Use	Energy Use	Energy Use / Area	Total Cost	Cost / Unit	Cost / Area
Place: [COLDWELL] COLDWELL 110 [BUILDING]						
Area: 67,310 SqFt						
Billing Period: Sep 2021						
ELECTRIC	41,977.00 kWh	143,226 KBtu	2.128 KBtu/SqFt	\$4,829.19	\$0.115 /kWh	\$0.072 /SqFt
NATURALGAS	117.00 CCF	12,051 KBtu	0.179 KBtu/SqFt	\$461.36	\$3.943 /CCF	\$0.007 /SqFt
SEWER	23.00 CCF			\$352.12	\$15.310 /CCF	\$0.005 /SqFt
WATER	1,111.00 CCF			\$6,194.94	\$5.576 /CCF	\$0.092 /SqFt
Totals:		155,277 KBtu	2.307 KBtu/SqFt	\$11,837.61		

Energy

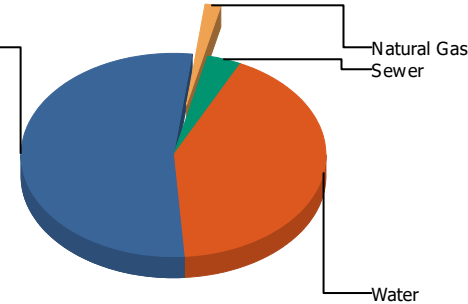
Electric



Electric	100.0%
Natural Gas	0.0%
Sewer	0.0%
Water	0.0%
Total:	100.0%

Cost

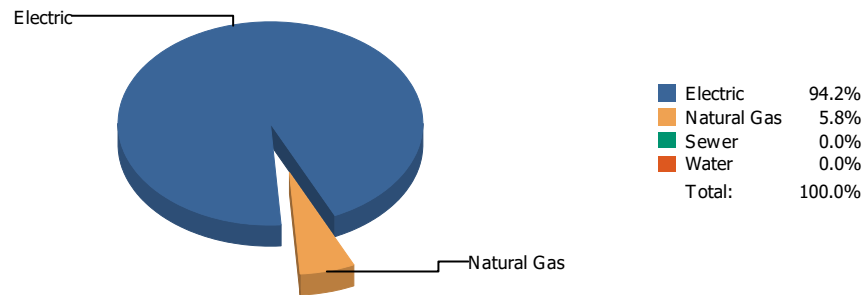
Electric



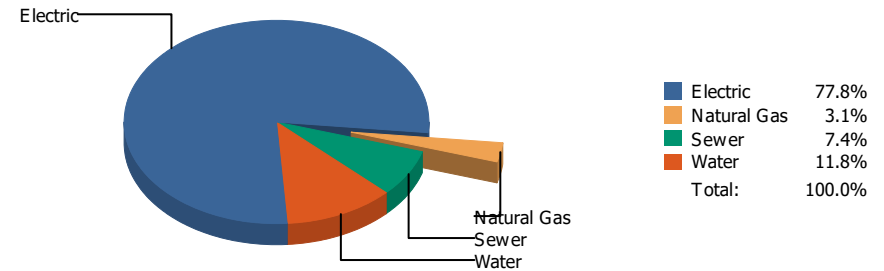
Electric	53.0%
Natural Gas	1.6%
Sewer	3.7%
Water	41.7%
Total:	100.0%

Commodity	Common Use	Energy Use	Energy Use / Area	Total Cost	Cost / Unit	Cost / Area
Place: [COLLINS] COLLINS 142 [BUILDING]						
Area: 81,245 SqFt						
Billing Period: Sep 2021						
ELECTRIC	48,619.00 kWh	165,888 KBtu	2.042 KBtu/SqFt	\$6,530.59	\$0.134 /kWh	\$0.080 /SqFt
NATURALGAS	0.00 CCF	0 KBtu	0.000 KBtu/SqFt	\$194.75	\$0.000 /CCF	\$0.002 /SqFt
SEWER	96.00 CCF			\$449.68	\$4.684 /CCF	\$0.006 /SqFt
WATER	1,615.00 CCF			\$5,136.71	\$3.181 /CCF	\$0.063 /SqFt
Totals:		165,888 KBtu	2.042 KBtu/SqFt	\$12,311.73		

Energy

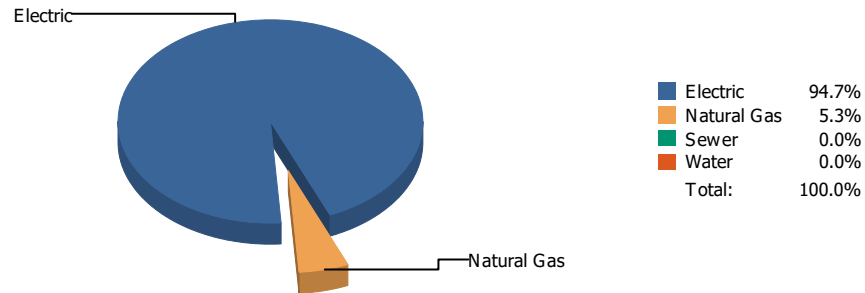


Cost

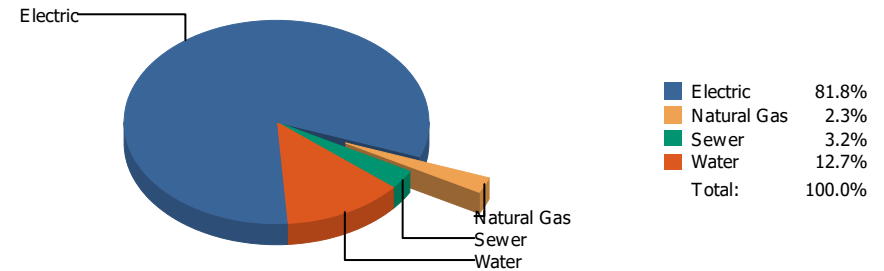


Commodity	Common Use	Energy Use	Energy Use / Area	Total Cost	Cost / Unit	Cost / Area
Place: [COOLEY] COOLEY 111 [BUILDING]						
Area: 95,590 SqFt						
Billing Period: Sep 2021						
ELECTRIC	89,400.00 kWh	305,033 KBtu	3.191 KBtu/SqFt	\$12,739.73	\$0.143 /kWh	\$0.133 /SqFt
NATURALGAS	183.00 CCF	18,849 KBtu	0.197 KBtu/SqFt	\$501.64	\$2.741 /CCF	\$0.005 /SqFt
SEWER	252.00 CCF			\$1,208.89	\$4.797 /CCF	\$0.012 /SqFt
WATER	520.00 CCF			\$1,929.87	\$3.711 /CCF	\$0.020 /SqFt
Totals:		323,882 KBtu	3.388 KBtu/SqFt	\$16,380.13		

Energy

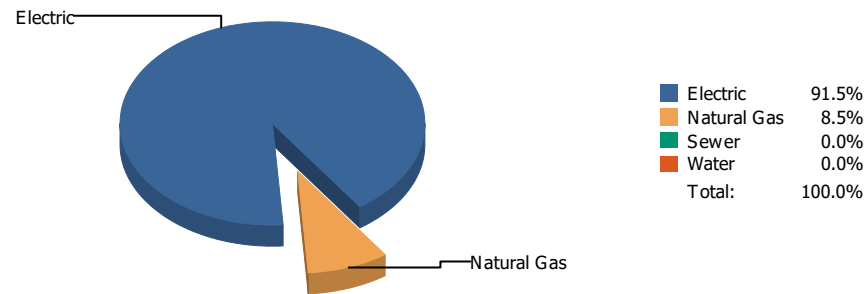


Cost

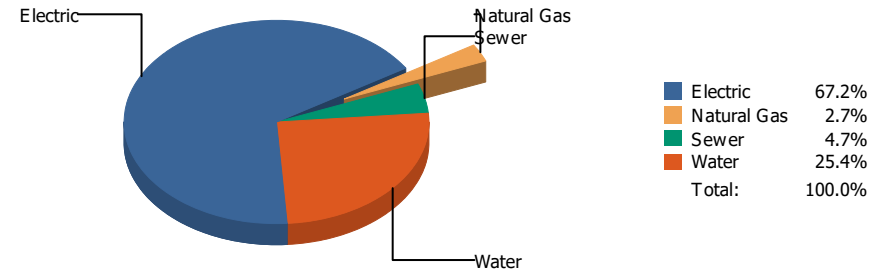


Commodity	Common Use	Energy Use	Energy Use / Area	Total Cost	Cost / Unit	Cost / Area
Place: [CORONADO] CORONADO 005 [BUILDING]						
Area: 406,757 SqFt						
Billing Period: Sep 2021						
ELECTRIC	257,731.00 kWh	879,378 KBtu	2.162 KBtu/SqFt	\$38,128.58	\$0.148 /kWh	\$0.093 /SqFt
NATURALGAS	482.00 CCF	49,646 KBtu	0.122 KBtu/SqFt	\$1,074.42	\$2.229 /CCF	\$0.002 /SqFt
SEWER	437.00 CCF			\$1,489.13	\$3.408 /CCF	\$0.003 /SqFt
WATER	1,518.00 CCF			\$5,942.32	\$3.915 /CCF	\$0.014 /SqFt
Totals:		929,024 KBtu	2.284 KBtu/SqFt	\$46,634.45		

Energy

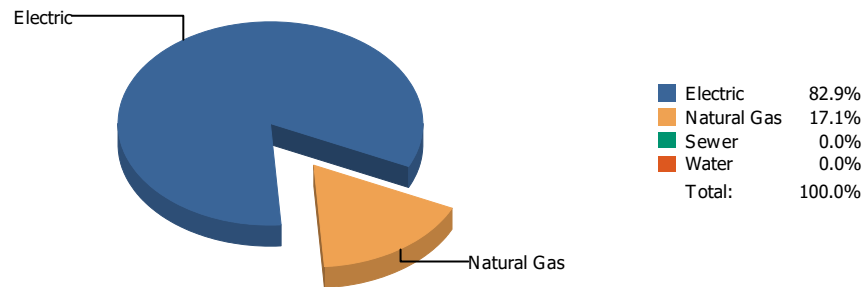


Cost

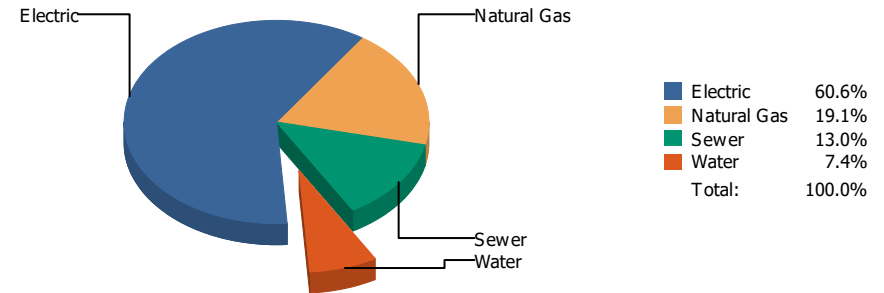


Commodity	Common Use	Energy Use	Energy Use / Area	Total Cost	Cost / Unit	Cost / Area
Place: [CROCKETT_1] CROCKETT 112 [BUILDING]						
Area: 92,585 SqFt						
Billing Period: Sep 2021						
ELECTRIC	37,232.00 kWh	127,036 KBtu	1.372 KBtu/SqFt	\$6,524.68	\$0.175 /kWh	\$0.070 /SqFt
NATURALGAS	115.00 CCF	11,845 KBtu	0.128 KBtu/SqFt	\$265.21	\$2.306 /CCF	\$0.003 /SqFt
SEWER	60.00 CCF			\$451.27	\$7.521 /CCF	\$0.005 /SqFt
WATER	393.00 CCF			\$2,463.54	\$6.269 /CCF	\$0.026 /SqFt
Totals:		138,881 KBtu	1.500 KBtu/SqFt	\$9,704.70		

Energy

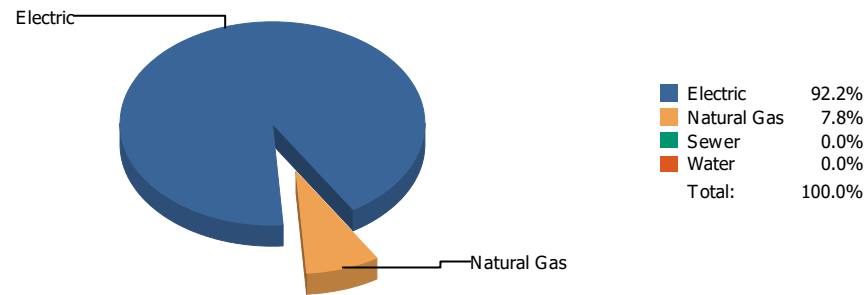


Cost

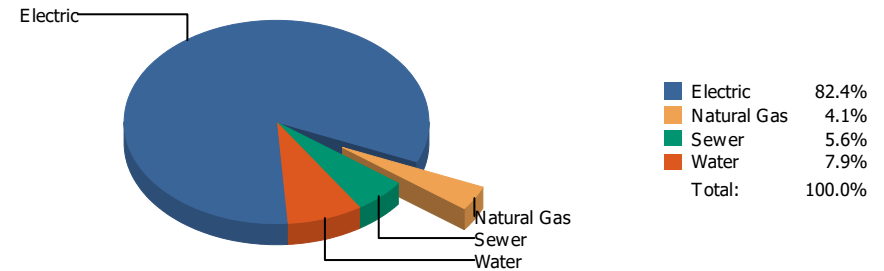


Commodity	Common Use	Energy Use	Energy Use / Area	Total Cost	Cost / Unit	Cost / Area
Place: [CROSBY] CROSBY 113 [BUILDING]						
Area: 83,100 SqFt						
Billing Period: Sep 2021						
ELECTRIC	13,640.00 kWh	46,540 KBtu	0.560 KBtu/SqFt	\$1,419.40	\$0.104 /kWh	\$0.017 /SqFt
NATURALGAS	93.00 CCF	9,579 KBtu	0.115 KBtu/SqFt	\$446.48	\$4.801 /CCF	\$0.005 /SqFt
SEWER	10.00 CCF			\$303.78	\$30.378 /CCF	\$0.004 /SqFt
WATER	11.00 CCF			\$172.38	\$15.671 /CCF	\$0.002 /SqFt
Totals:		56,119 KBtu	0.675 KBtu/SqFt	\$2,342.04		

Energy

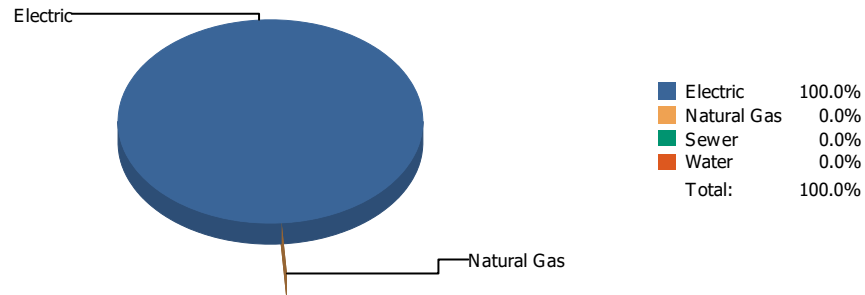


Cost

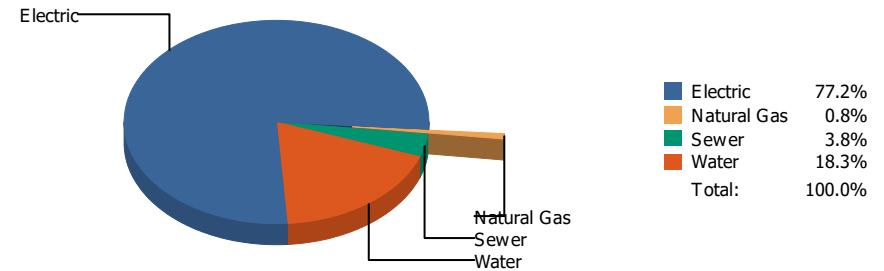


Commodity	Common Use	Energy Use	Energy Use / Area	Total Cost	Cost / Unit	Cost / Area
Place: [DELTA ACADEMY_1] DELTA ACADEMY 025 [BUILDING]						
Area: 3,627 SqFt						
Billing Period: Sep 2021						
ELECTRIC	12,106.00 kWh	41,306 KBtu	11.388 KBtu/SqFt	\$1,254.59	\$0.104 /kWh	\$0.346 /SqFt
NATURALGAS	34.00 CCF	3,502 KBtu	0.966 KBtu/SqFt	\$62.29	\$1.832 /CCF	\$0.017 /SqFt
SEWER	18.00 CCF			\$85.27	\$4.737 /CCF	\$0.024 /SqFt
WATER	23.00 CCF			\$120.55	\$5.241 /CCF	\$0.033 /SqFt
Totals:		44,808 KBtu	12.354 KBtu/SqFt	\$1,522.70		

Energy

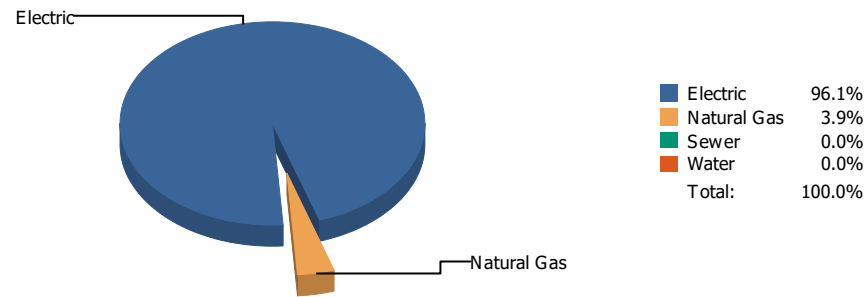


Cost

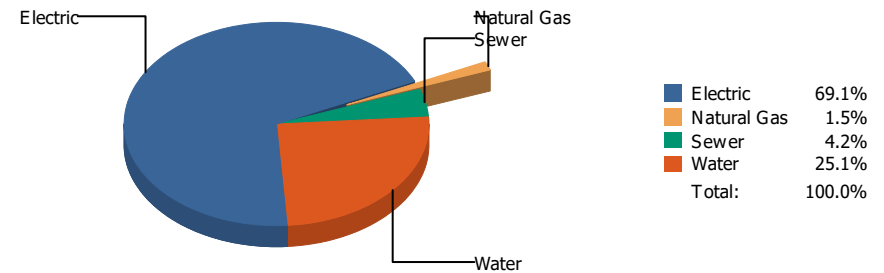


Commodity	Common Use	Energy Use	Energy Use / Area	Total Cost	Cost / Unit	Cost / Area
Place: [DELTA_OPERATIONS_CENTER_] Delta Operations Center [BUILDING]						
Area: 0 SqFt						
Billing Period: Sep 2021						
ELECTRIC	64,880.00 kWh	221,371 KBtu		\$6,328.58	\$0.098 /kWh	
NATURALGAS	1.00 CCF	103 KBtu		\$65.04	\$65.040 /CCF	
SEWER	32.00 CCF			\$308.88	\$9.653 /CCF	
WATER	275.00 CCF			\$1,499.59	\$5.453 /CCF	
Totals:		221,474 KBtu		\$8,202.09		

Energy

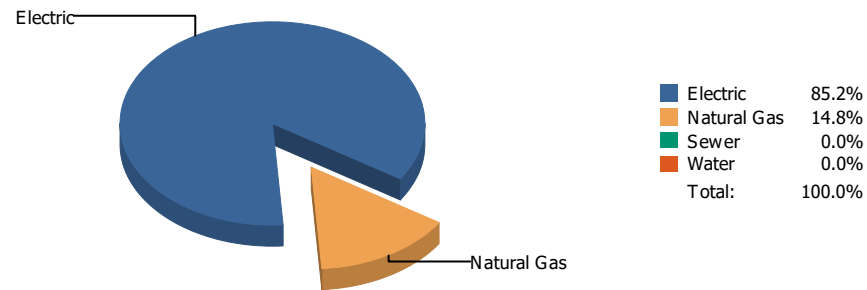


Cost

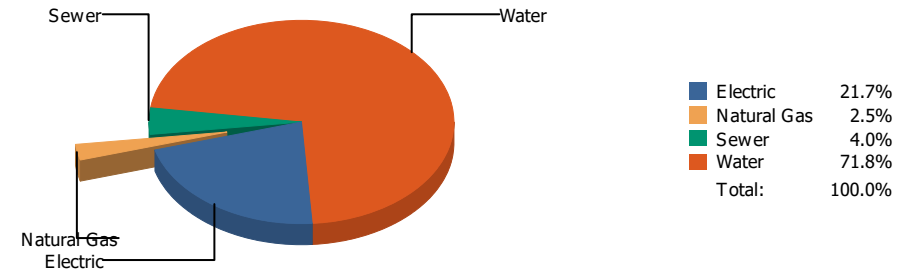


Commodity	Common Use	Energy Use	Energy Use / Area	Total Cost	Cost / Unit	Cost / Area
Place: [DONHASKINSPK8] DON HASKINS PK-8 051 [BUILDING]						
Area: 163,678 SqFt						
Billing Period: Sep 2021						
ELECTRIC	169,115.00 kWh	577,020 KBtu	3.525 KBtu/SqFt	\$24,215.32	\$0.143 /kWh	\$0.148 /SqFt
NATURALGAS	226.00 CCF	23,278 KBtu	0.142 KBtu/SqFt	\$527.97	\$2.336 /CCF	\$0.003 /SqFt
SEWER	305.00 CCF			\$1,478.39	\$4.847 /CCF	\$0.009 /SqFt
WATER	1,422.00 CCF			\$8,801.29	\$6.189 /CCF	\$0.054 /SqFt
Totals:		600,298 KBtu	3.668 KBtu/SqFt	\$35,022.97		

Energy

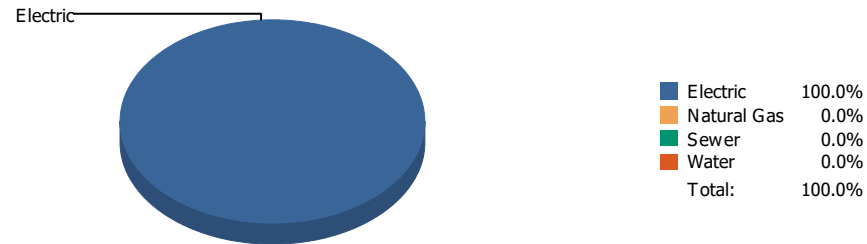


Cost

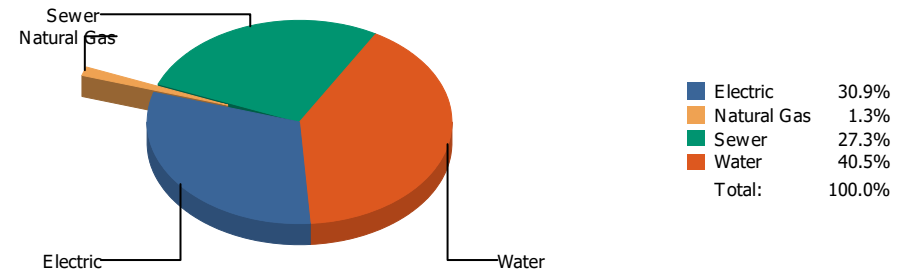


Commodity	Common Use	Energy Use	Energy Use / Area	Total Cost	Cost / Unit	Cost / Area
Place: [DOUGLASS] DOUGLASS 114 [BUILDING]						
Area: 86,903 SqFt						
Billing Period: Sep 2021						
ELECTRIC	29,199.00 kWh	99,627 KBtu	1.146 KBtu/SqFt	\$4,217.69	\$0.144 /kWh	\$0.048 /SqFt
NATURALGAS	168.00 CCF	17,304 KBtu	0.199 KBtu/SqFt	\$492.43	\$2.931 /CCF	\$0.006 /SqFt
SEWER	220.00 CCF			\$781.51	\$3.552 /CCF	\$0.009 /SqFt
WATER	2,092.00 CCF			\$13,949.75	\$6.668 /CCF	\$0.160 /SqFt
Totals:		116,931 KBtu	1.346 KBtu/SqFt	\$19,441.38		

Energy

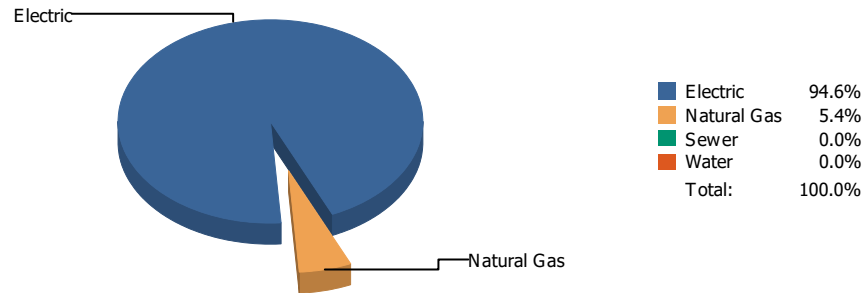


Cost

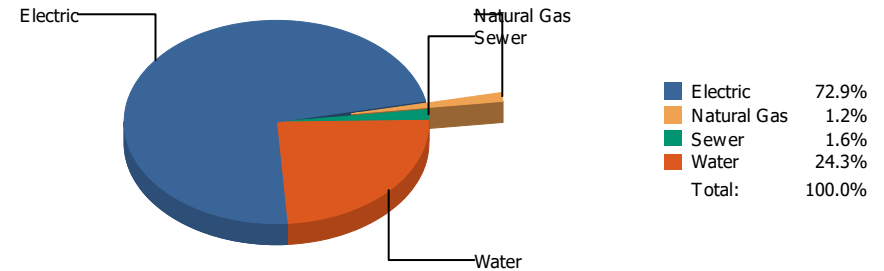


Commodity	Common Use	Energy Use	Energy Use / Area	Total Cost	Cost / Unit	Cost / Area
Place: [DOWELL] DOWELL 115 [BUILDING]						
Area: 55,801 SqFt						
Billing Period: Sep 2021						
ELECTRIC	1,960.00 kWh	6,688 KBtu	0.120 KBtu/SqFt	\$250.78	\$0.128 /kWh	\$0.004 /SqFt
NATURALGAS	0.00 CCF	0 KBtu	0.000 KBtu/SqFt	\$10.53	\$0.000 /CCF	\$0.000 /SqFt
SEWER	62.00 CCF			\$222.14	\$3.583 /CCF	\$0.004 /SqFt
WATER	63.00 CCF			\$328.85	\$5.220 /CCF	\$0.006 /SqFt
Totals:		6,688 KBtu	0.120 KBtu/SqFt	\$812.30		

Energy

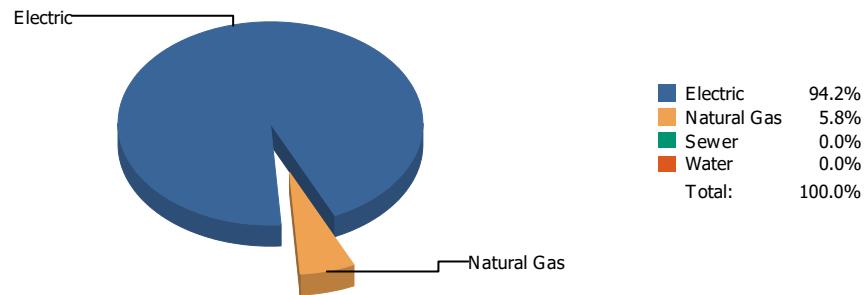


Cost

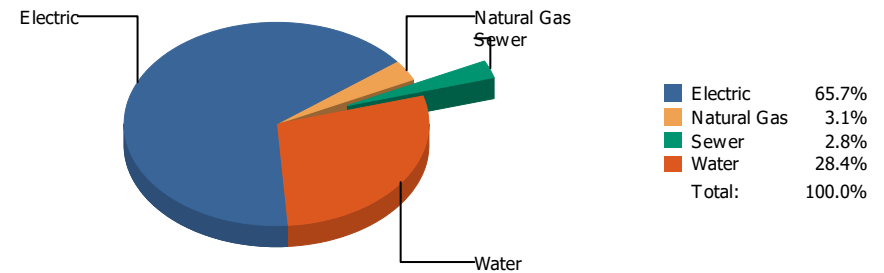


Commodity	Common Use	Energy Use	Energy Use / Area	Total Cost	Cost / Unit	Cost / Area
Place: [DRHORNEDOMIDDLESCHOOL_1] DR. HORNEDO MIDDLE SCHOOL 058 [BUILDING]						
Area: 184,871 SqFt						
Billing Period: Sep 2021						
ELECTRIC	147,400.00 kWh	502,929 KBtu	2.720 KBtu/SqFt	\$21,826.38	\$0.148 /kWh	\$0.118 /SqFt
NATURALGAS	281.00 CCF	28,943 KBtu	0.157 KBtu/SqFt	\$366.92	\$1.306 /CCF	\$0.002 /SqFt
SEWER	53.00 CCF			\$483.91	\$9.130 /CCF	\$0.003 /SqFt
WATER	1,151.00 CCF			\$7,262.95	\$6.310 /CCF	\$0.039 /SqFt
Totals:		531,872 KBtu	2.877 KBtu/SqFt	\$29,940.16		

Energy



Cost



Commodity	Common Use	Energy Use	Energy Use / Area	Total Cost	Cost / Unit	Cost / Area
Place: [EL-PASO-HIGH] EL PASO HIGH 006 [BUILDING] Area: 236,062 SqFt Billing Period: Sep 2021						
ELECTRIC	219,998.00 kWh	750,633 KBtu	3.180 KBtu/SqFt	\$30,288.69	\$0.138 /kWh	\$0.128 /SqFt
NATURALGAS	452.00 CCF	46,556 KBtu	0.197 KBtu/SqFt	\$1,445.60	\$3.198 /CCF	\$0.006 /SqFt
SEWER	253.00 CCF			\$1,270.28	\$5.021 /CCF	\$0.005 /SqFt
WATER	2,326.00 CCF			\$13,112.89	\$5.638 /CCF	\$0.055 /SqFt
Totals:		797,189 KBtu	3.377 KBtu/SqFt	\$46,117.46		

Energy

Electric



■ Electric 100.0%
Total: 100.0%

Cost

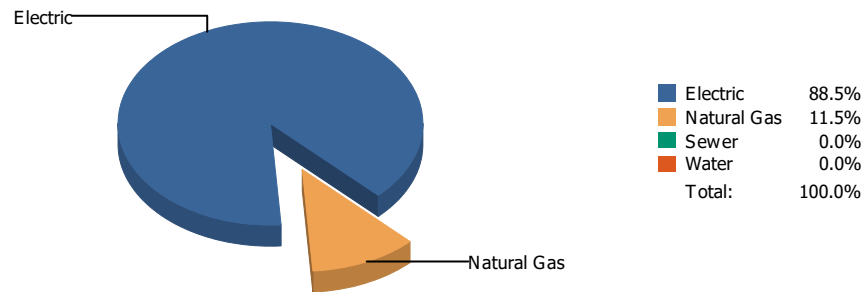
Electric



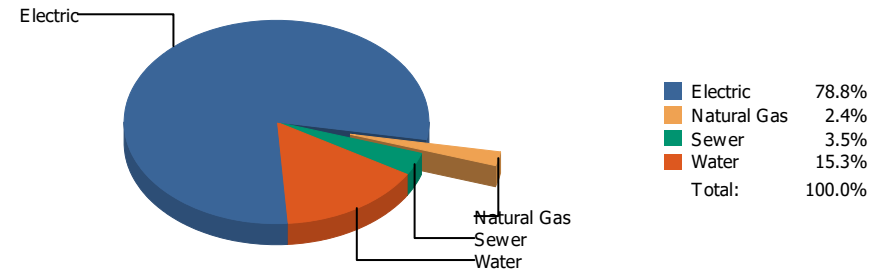
■ Electric 100.0%
Total: 100.0%

Commodity	Common Use	Energy Use	Energy Use / Area	Total Cost	Cost / Unit	Cost / Area
Place: [FANNIN] FANNIN 116 [BUILDING] Area: 73,291 SqFt Billing Period: Sep 2021						
ELECTRIC	4,914.00 kWh	16,767 KBtu	0.229 KBtu/SqFt	\$541.86	\$0.110 /kWh	\$0.007 /SqFt
Totals:		16,767 KBtu	0.229 KBtu/SqFt	\$541.86		

Energy

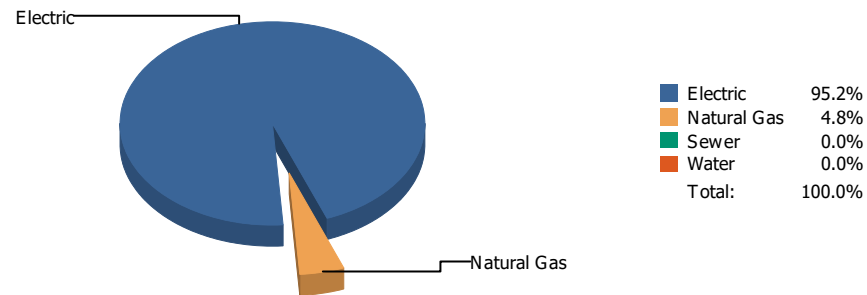


Cost

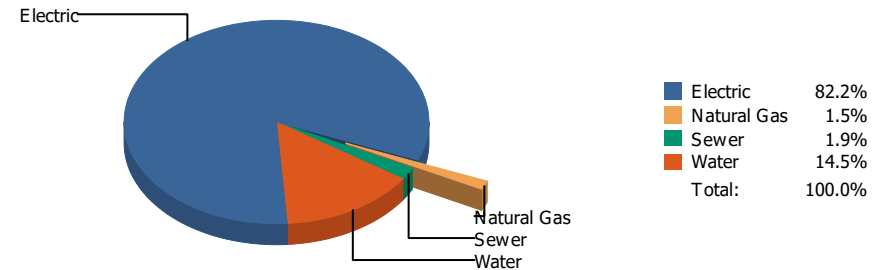


Commodity	Common Use	Energy Use	Energy Use / Area	Total Cost	Cost / Unit	Cost / Area
Place: [FRANKLIN] FRANKLIN HIGH SCHOOL 010 [BUILDING]						
Area: 329,377 SqFt						
Billing Period: Sep 2021						
ELECTRIC	250,796.00 kWh	855,716 KBtu	2.598 KBtu/SqFt	\$33,882.93	\$0.135 /kWh	\$0.103 /SqFt
NATURALGAS	1,077.00 CCF	110,931 KBtu	0.337 KBtu/SqFt	\$1,041.05	\$0.967 /CCF	\$0.003 /SqFt
SEWER	517.00 CCF			\$1,504.71	\$2.910 /CCF	\$0.005 /SqFt
WATER	1,535.00 CCF			\$6,578.30	\$4.286 /CCF	\$0.020 /SqFt
Totals:		966,647 KBtu	2.935 KBtu/SqFt	\$43,006.99		

Energy

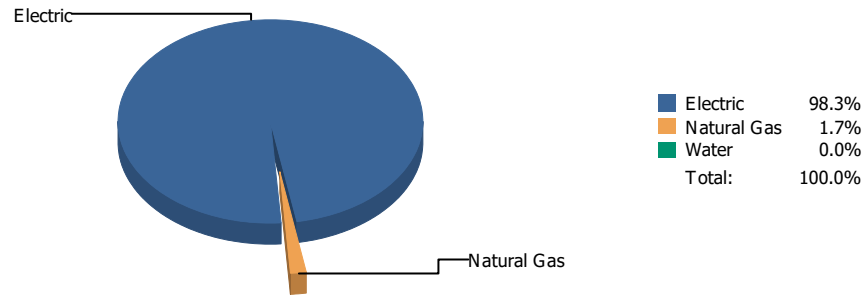


Cost

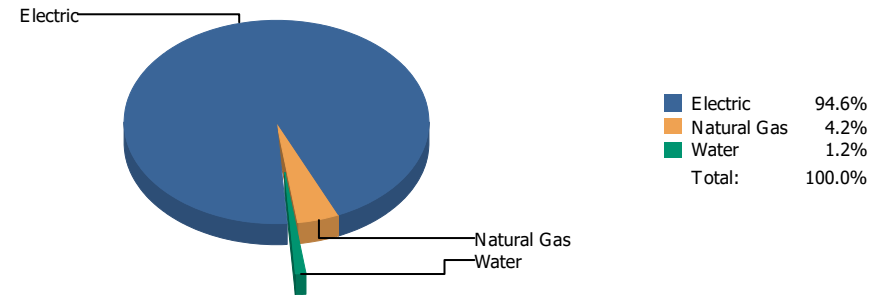


Commodity	Common Use	Energy Use	Energy Use / Area	Total Cost	Cost / Unit	Cost / Area
Place: [FRANKLIN9THGRADECENTER_2] FRANKLIN 9TH GRADE CENTER 053 [BUILDING]						
Area: 193,158 SqFt						
Billing Period: Sep 2021						
ELECTRIC	122,987.00 kWh	419,632 KBtu	2.172 KBtu/SqFt	\$18,119.16	\$0.147 /kWh	\$0.094 /SqFt
NATURALGAS	207.00 CCF	21,321 KBtu	0.110 KBtu/SqFt	\$321.58	\$1.554 /CCF	\$0.002 /SqFt
SEWER	20.00 CCF			\$411.31	\$20.566 /CCF	\$0.002 /SqFt
WATER	910.00 CCF			\$3,190.41	\$3.506 /CCF	\$0.016 /SqFt
Totals:		440,953 KBtu	2.283 KBtu/SqFt	\$22,042.46		

Energy

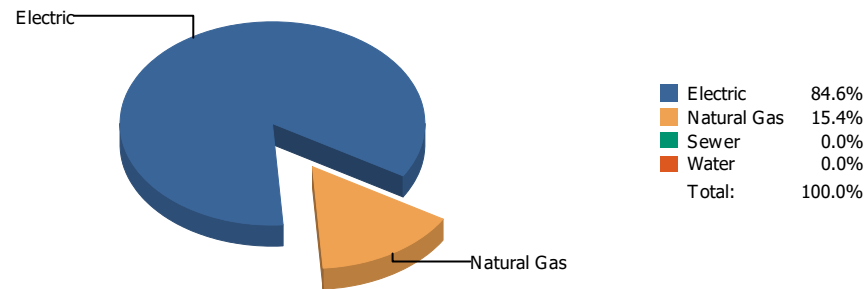


Cost

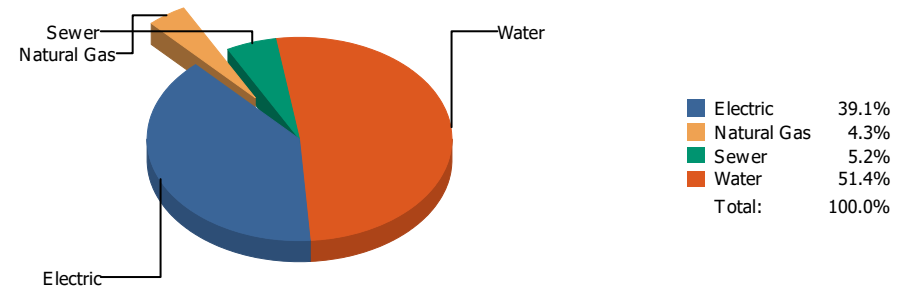


Commodity	Common Use	Energy Use	Energy Use / Area	Total Cost	Cost / Unit	Cost / Area
Place: [GAMBLE] JAMES GAMBLE WAREHOUSE [BUILDING]						
Area: 53,241 SqFt						
Billing Period: Sep 2021						
ELECTRIC	33,300.00 kWh	113,620 KBtu	2.134 KBtu/SqFt	\$4,646.10	\$0.140 /kWh	\$0.087 /SqFt
NATURALGAS	19.00 CCF	1,957 KBtu	0.037 KBtu/SqFt	\$206.47	\$10.867 /CCF	\$0.004 /SqFt
WATER	0.00 CCF			\$60.68	\$0.000 /CCF	\$0.001 /SqFt
Totals:		115,577 KBtu	2.171 KBtu/SqFt	\$4,913.25		

Energy

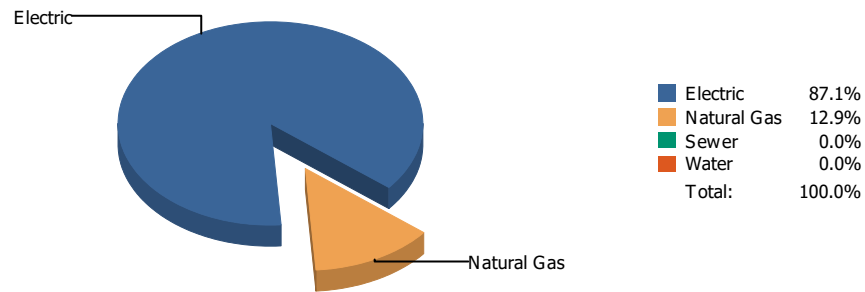


Cost

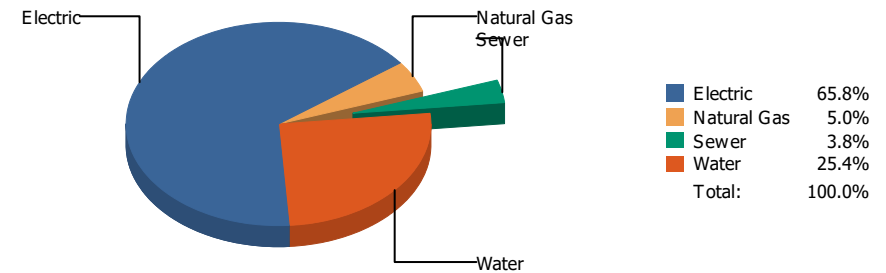


Commodity	Common Use	Energy Use	Energy Use / Area	Total Cost	Cost / Unit	Cost / Area
Place: [GREEN] GREEN ELEMENTARY SCHOOL 162 [BUILDING]						
Area: 88,156 SqFt						
Billing Period: Sep 2021						
ELECTRIC	36,900.00 kWh	125,903 KBtu	1.428 KBtu/SqFt	\$4,724.54	\$0.128 /kWh	\$0.054 /SqFt
NATURALGAS	222.00 CCF	22,866 KBtu	0.259 KBtu/SqFt	\$525.72	\$2.368 /CCF	\$0.006 /SqFt
SEWER	70.00 CCF			\$629.20	\$8.989 /CCF	\$0.007 /SqFt
WATER	853.00 CCF			\$6,214.45	\$7.285 /CCF	\$0.070 /SqFt
Totals:		148,769 KBtu	1.688 KBtu/SqFt	\$12,093.91		

Energy

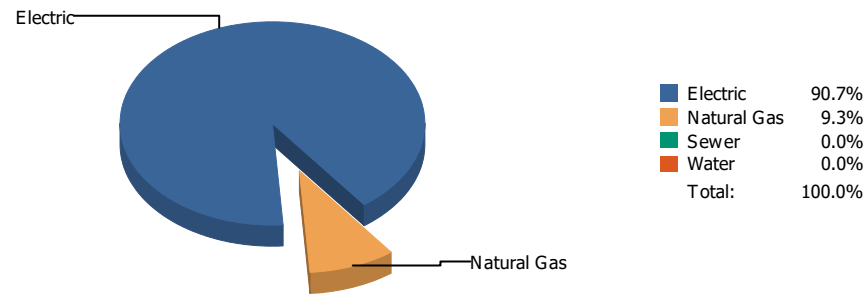


Cost

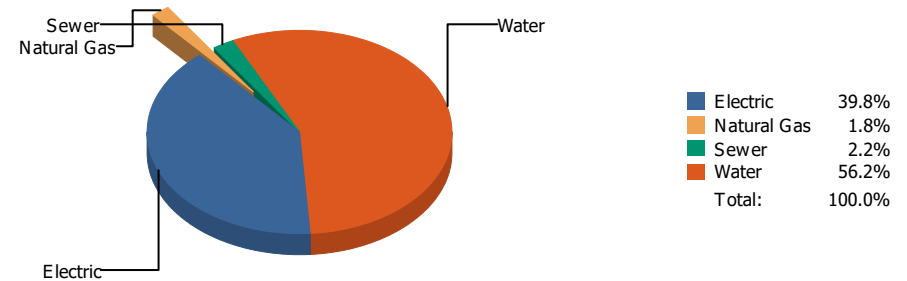


Commodity	Common Use	Energy Use	Energy Use / Area	Total Cost	Cost / Unit	Cost / Area
Place: [GUERRERO] ROSA GUERRERO ELEMENTARY 163 [BUILDING]						
Area: 88,641 SqFt						
Billing Period: Sep 2021						
ELECTRIC	48,620.00 kWh	165,891 KBtu	1.871 KBtu/SqFt	\$6,999.98	\$0.144 /kWh	\$0.079 /SqFt
NATURALGAS	239.00 CCF	24,617 KBtu	0.278 KBtu/SqFt	\$535.77	\$2.242 /CCF	\$0.006 /SqFt
SEWER	24.00 CCF			\$399.17	\$16.632 /CCF	\$0.004 /SqFt
WATER	633.00 CCF			\$2,705.98	\$4.275 /CCF	\$0.030 /SqFt
Totals:		190,508 KBtu	2.149 KBtu/SqFt	\$10,640.90		

Energy

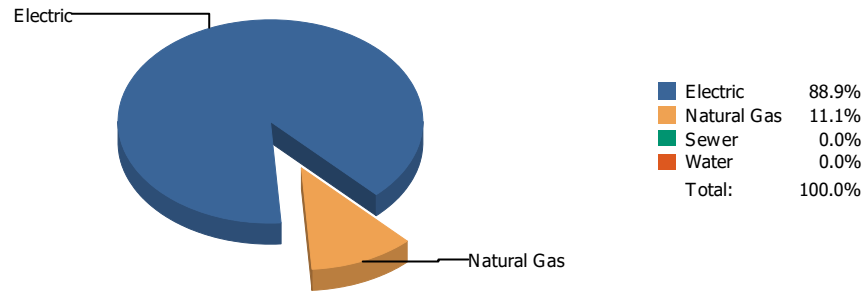


Cost

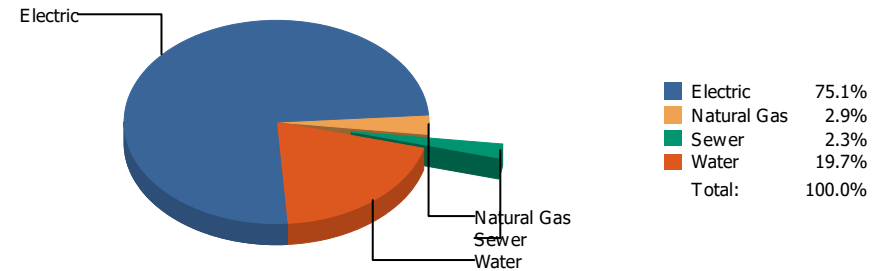


Commodity	Common Use	Energy Use	Energy Use / Area	Total Cost	Cost / Unit	Cost / Area
Place: [GUILLEN] GUILLEN 044 [BUILDING] Area: 223,773 SqFt Billing Period: Sep 2021						
ELECTRIC	99,355.00 kWh	338,999 KBtu	1.515 KBtu/SqFt	\$12,811.65	\$0.129 /kWh	\$0.057 /SqFt
NATURALGAS	337.00 CCF	34,711 KBtu	0.155 KBtu/SqFt	\$595.99	\$1.769 /CCF	\$0.003 /SqFt
SEWER	170.00 CCF			\$720.37	\$4.237 /CCF	\$0.003 /SqFt
WATER	2,904.00 CCF			\$18,091.54	\$6.230 /CCF	\$0.081 /SqFt
Totals:		373,710 KBtu	1.670 KBtu/SqFt	\$32,219.55		

Energy

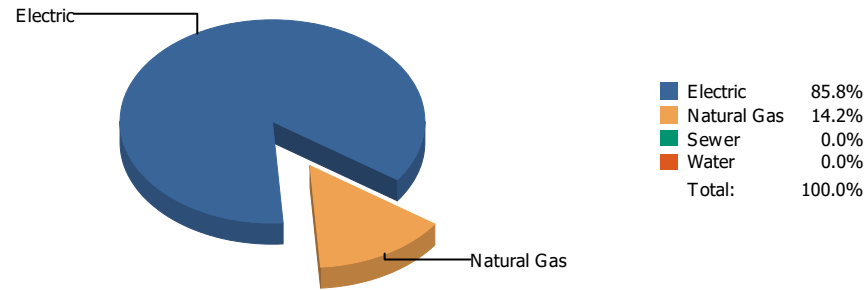


Cost

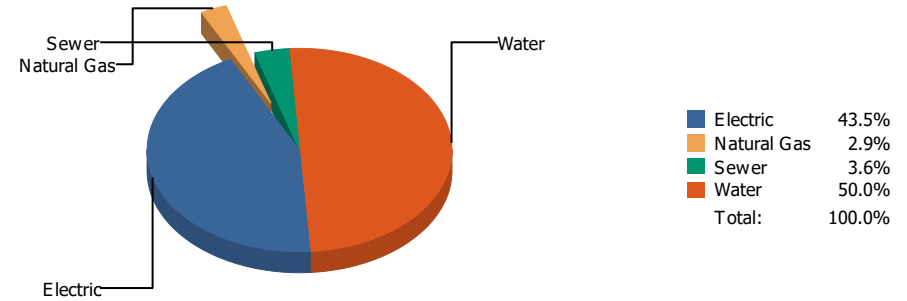


Commodity	Common Use	Energy Use	Energy Use / Area	Total Cost	Cost / Unit	Cost / Area
Place: [HART] HART 118 [BUILDING] Area: 63,357 SqFt Billing Period: Sep 2021						
ELECTRIC	74,400.00 kWh	253,853 KBtu	4.007 KBtu/SqFt	\$10,019.35	\$0.135 /kWh	\$0.158 /SqFt
NATURALGAS	307.00 CCF	31,621 KBtu	0.499 KBtu/SqFt	\$382.80	\$1.247 /CCF	\$0.006 /SqFt
SEWER	32.00 CCF			\$308.88	\$9.653 /CCF	\$0.005 /SqFt
WATER	473.00 CCF			\$2,624.65	\$5.549 /CCF	\$0.041 /SqFt
Totals:		285,474 KBtu	4.506 KBtu/SqFt	\$13,335.68		

Energy

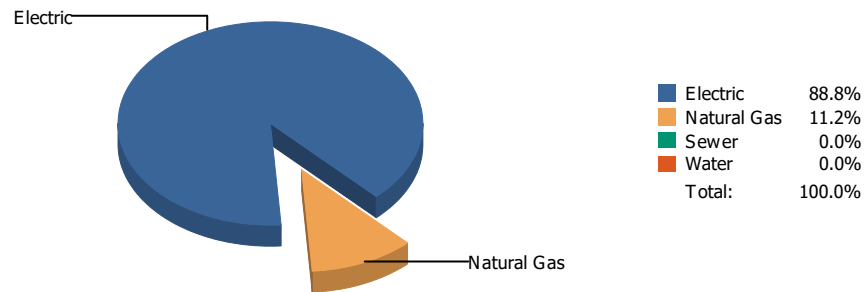


Cost

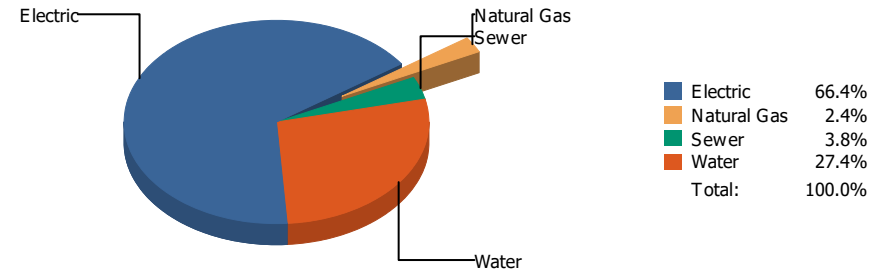


Commodity	Common Use	Energy Use	Energy Use / Area	Total Cost	Cost / Unit	Cost / Area
Place: [HAWKINS] HAWKINS 119 [BUILDING] Area: 57,207 SqFt Billing Period: Sep 2021						
ELECTRIC	35,130.00 kWh	119,864 KBtu	2.095 KBtu/SqFt	\$4,726.16	\$0.135 /kWh	\$0.082 /SqFt
NATURALGAS	192.00 CCF	19,776 KBtu	0.346 KBtu/SqFt	\$312.57	\$1.628 /CCF	\$0.005 /SqFt
SEWER	78.00 CCF			\$387.38	\$4.966 /CCF	\$0.007 /SqFt
WATER	1,173.00 CCF			\$5,434.13	\$4.633 /CCF	\$0.095 /SqFt
Totals:		139,640 KBtu	2.441 KBtu/SqFt	\$10,860.24		

Energy

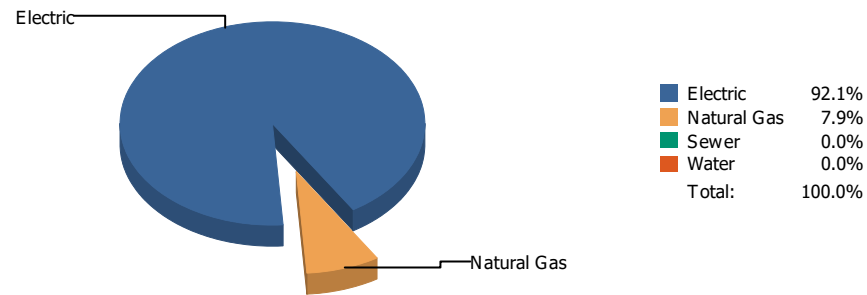


Cost

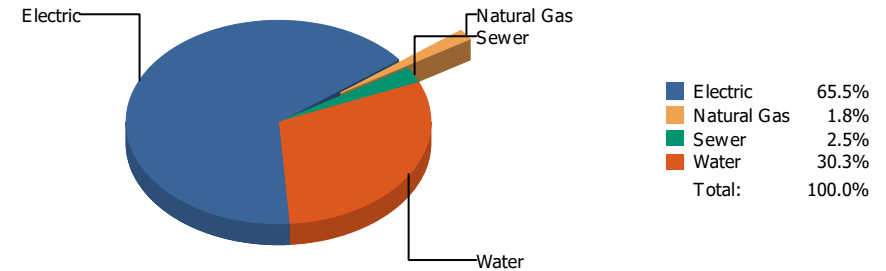


Commodity	Common Use	Energy Use	Energy Use / Area	Total Cost	Cost / Unit	Cost / Area
Place: [HENDERSO] HENDERSON 041 [BUILDING]						
Area: 145,254 SqFt						
Billing Period: Sep 2021						
ELECTRIC	105,640.00 kWh	360,444 KBtu	2.481 KBtu/SqFt	\$14,213.47	\$0.135 /kWh	\$0.098 /SqFt
NATURALGAS	442.00 CCF	45,526 KBtu	0.313 KBtu/SqFt	\$522.18	\$1.181 /CCF	\$0.004 /SqFt
SEWER	153.00 CCF			\$811.80	\$5.306 /CCF	\$0.006 /SqFt
WATER	1,021.00 CCF			\$5,859.54	\$5.739 /CCF	\$0.040 /SqFt
Totals:		405,970 KBtu	2.795 KBtu/SqFt	\$21,406.99		

Energy



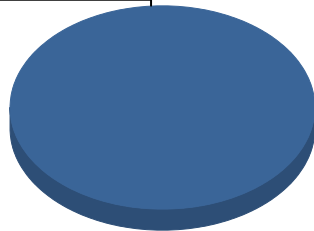
Cost



Commodity	Common Use	Energy Use	Energy Use / Area	Total Cost	Cost / Unit	Cost / Area
Place: [HERRERA_1] HERRERA ELEMENTARY 174 [BUILDING]						
Area: 86,275 SqFt						
Billing Period: Sep 2021						
ELECTRIC	86,800.00 kWh	296,162 KBtu	3.433 KBtu/SqFt	\$12,512.26	\$0.144 /kWh	\$0.145 /SqFt
NATURALGAS	247.00 CCF	25,441 KBtu	0.295 KBtu/SqFt	\$346.10	\$1.401 /CCF	\$0.004 /SqFt
SEWER	48.00 CCF			\$472.91	\$9.852 /CCF	\$0.005 /SqFt
WATER	1,002.00 CCF			\$5,783.18	\$5.772 /CCF	\$0.067 /SqFt
Totals:		321,603 KBtu	3.728 KBtu/SqFt	\$19,114.45		

Energy

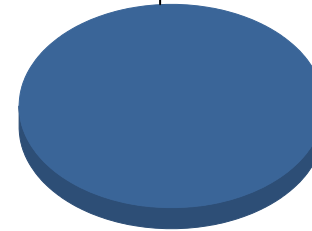
Electric



■ Electric 100.0%
Total: 100.0%

Cost

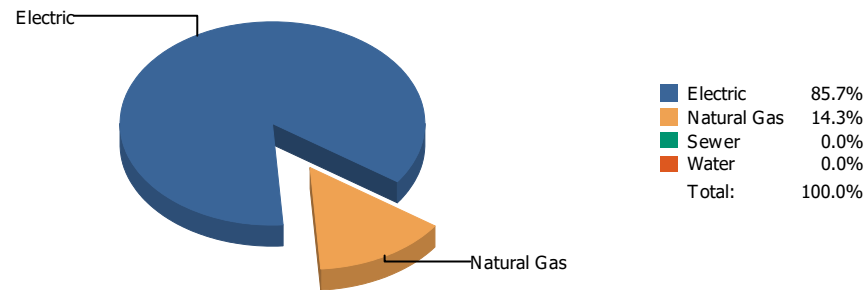
Electric



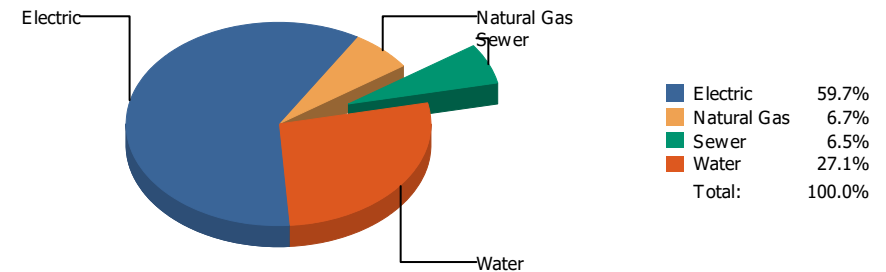
■ Electric 100.0%
Total: 100.0%

Commodity	Common Use	Energy Use	Energy Use / Area	Total Cost	Cost / Unit	Cost / Area
Place: [HIGHLAND] HIGHLAND/ANNEX 120 [BUILDING] Area: 33,705 SqFt Billing Period: Sep 2021						
ELECTRIC	34,000.00 kWh	116,008 KBtu	3.442 KBtu/SqFt	\$3,003.21	\$0.088 /kWh	\$0.089 /SqFt
Totals:		116,008 KBtu	3.442 KBtu/SqFt	\$3,003.21		

Energy

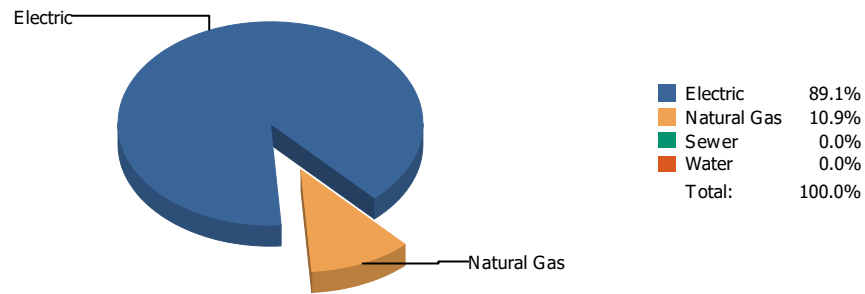


Cost

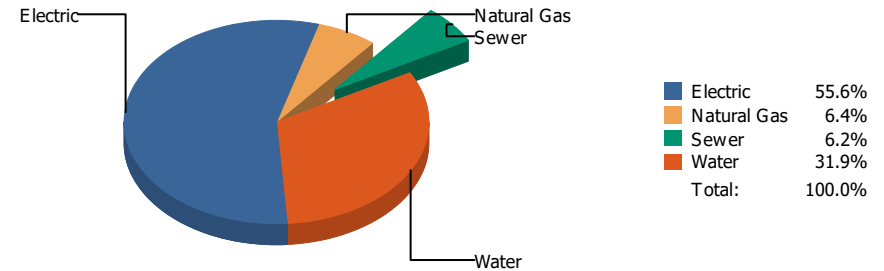


Commodity	Common Use	Energy Use	Energy Use / Area	Total Cost	Cost / Unit	Cost / Area
Place: [HILLSIDE] HILLSIDE 121 [BUILDING] Area: 80,656 SqFt Billing Period: Sep 2021						
ELECTRIC	48,462.00 kWh	165,352 KBtu	2.050 KBtu/SqFt	\$6,632.51	\$0.137 /kWh	\$0.082 /SqFt
NATURALGAS	267.00 CCF	27,501 KBtu	0.341 KBtu/SqFt	\$747.80	\$2.801 /CCF	\$0.009 /SqFt
SEWER	172.00 CCF			\$724.77	\$4.214 /CCF	\$0.009 /SqFt
WATER	611.00 CCF			\$3,011.36	\$4.929 /CCF	\$0.037 /SqFt
Totals:		192,853 KBtu	2.391 KBtu/SqFt	\$11,116.44		

Energy

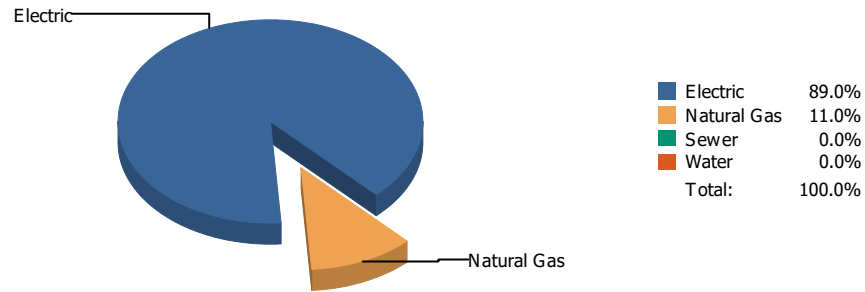


Cost

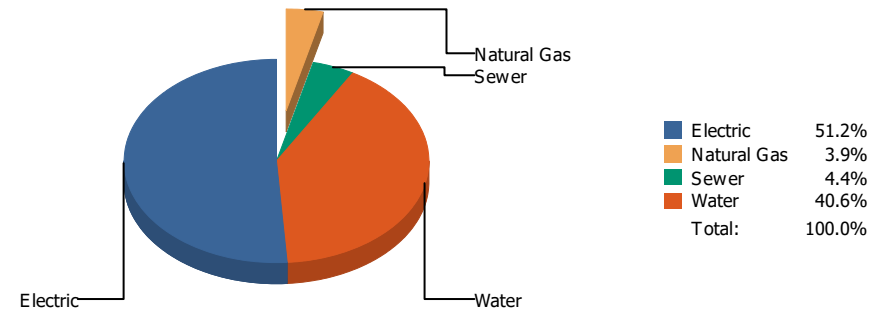


Commodity	Common Use	Energy Use	Energy Use / Area	Total Cost	Cost / Unit	Cost / Area
Place: [HOUSTON] HOUSTON 122 [BUILDING] Area: 84,178 SqFt Billing Period: Sep 2021						
ELECTRIC	31,200.00 kWh	106,454 KBtu	1.265 KBtu/SqFt	\$4,061.16	\$0.130 /kWh	\$0.048 /SqFt
NATURALGAS	127.00 CCF	13,081 KBtu	0.155 KBtu/SqFt	\$467.30	\$3.680 /CCF	\$0.005 /SqFt
SEWER	47.00 CCF			\$449.77	\$9.570 /CCF	\$0.005 /SqFt
WATER	475.00 CCF			\$2,330.85	\$4.907 /CCF	\$0.028 /SqFt
Totals:		119,535 KBtu	1.420 KBtu/SqFt	\$7,309.08		

Energy

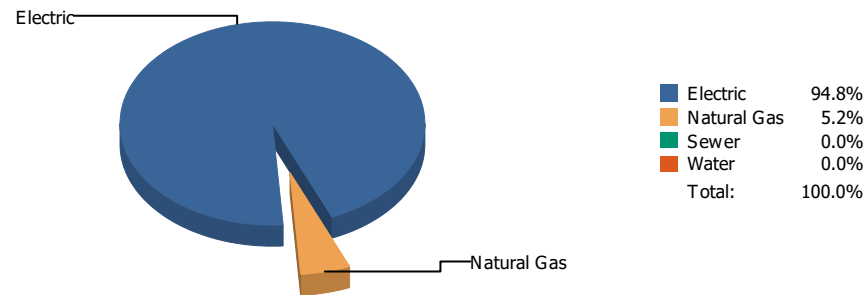


Cost

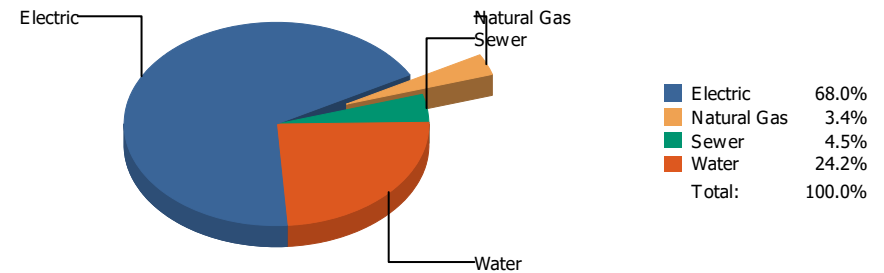


Commodity	Common Use	Energy Use	Energy Use / Area	Total Cost	Cost / Unit	Cost / Area
Place: [HUGHEY] HUGHEY 123 [BUILDING] Area: 74,815 SqFt Billing Period: Sep 2021						
ELECTRIC	49,911.00 kWh	170,296 KBtu	2.276 KBtu/SqFt	\$7,655.53	\$0.153 /kWh	\$0.102 /SqFt
NATURALGAS	204.00 CCF	21,012 KBtu	0.281 KBtu/SqFt	\$578.76	\$2.837 /CCF	\$0.008 /SqFt
SEWER	90.00 CCF			\$652.26	\$7.247 /CCF	\$0.009 /SqFt
WATER	846.00 CCF			\$6,064.87	\$7.169 /CCF	\$0.081 /SqFt
Totals:		191,308 KBtu	2.557 KBtu/SqFt	\$14,951.42		

Energy

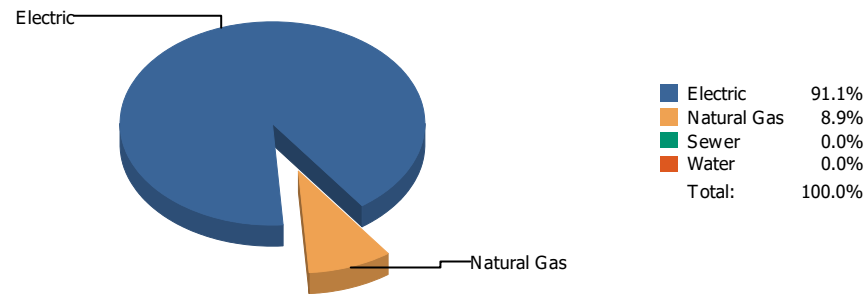


Cost

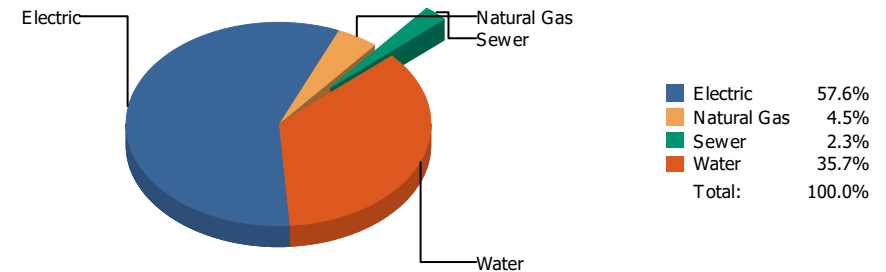


Commodity	Common Use	Energy Use	Energy Use / Area	Total Cost	Cost / Unit	Cost / Area
Place: [IRVIN] IRVIN 008 [BUILDING] Area: 303,804 SqFt Billing Period: Sep 2021						
ELECTRIC	180,994.00 kWh	617,552 KBtu	2.033 KBtu/SqFt	\$23,751.99	\$0.131 /kWh	\$0.078 /SqFt
NATURALGAS	330.00 CCF	33,990 KBtu	0.112 KBtu/SqFt	\$1,175.94	\$3.563 /CCF	\$0.004 /SqFt
SEWER	601.00 CCF			\$1,560.68	\$2.597 /CCF	\$0.005 /SqFt
WATER	1,916.00 CCF			\$8,446.15	\$4.408 /CCF	\$0.028 /SqFt
Totals:		651,542 KBtu	2.145 KBtu/SqFt	\$34,934.76		

Energy

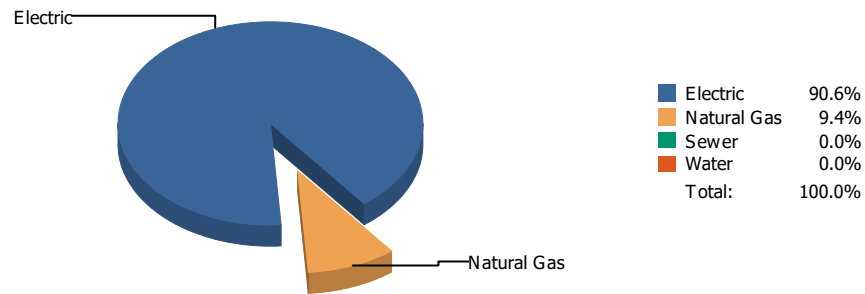


Cost

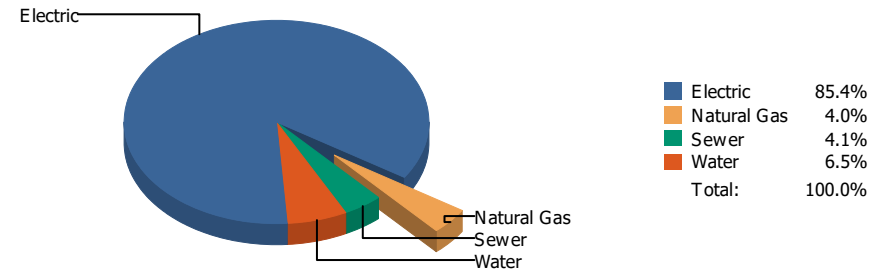


Commodity	Common Use	Energy Use	Energy Use / Area	Total Cost	Cost / Unit	Cost / Area
Place: [JEFFERSN] JEFFERSON 009 [BUILDING]						
Area: 257,708 SqFt						
Billing Period: Sep 2021						
ELECTRIC	170,080.00 kWh	580,313 KBtu	2.252 KBtu/SqFt	\$19,426.05	\$0.114 /kWh	\$0.075 /SqFt
NATURALGAS	549.00 CCF	56,547 KBtu	0.219 KBtu/SqFt	\$1,505.12	\$2.742 /CCF	\$0.006 /SqFt
SEWER	81.00 CCF			\$775.45	\$9.573 /CCF	\$0.003 /SqFt
WATER	1,648.00 CCF			\$12,041.01	\$7.306 /CCF	\$0.046 /SqFt
Totals:		636,860 KBtu	2.471 KBtu/SqFt	\$33,747.63		

Energy

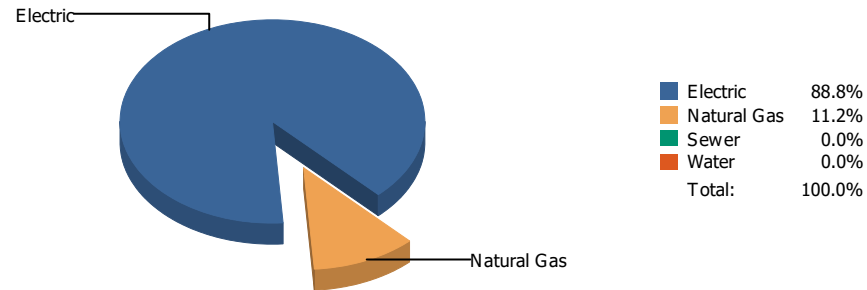


Cost

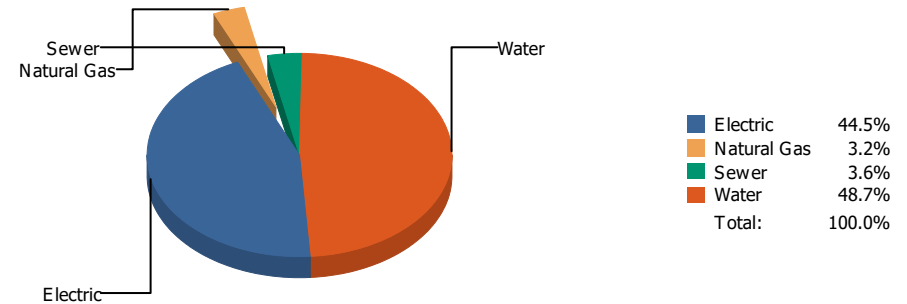


Commodity	Common Use	Energy Use	Energy Use / Area	Total Cost	Cost / Unit	Cost / Area
Place: [JOHNSON] L.B. JOHNSON 155 [BUILDING]						
Area: 87,993 SqFt						
Billing Period: Sep 2021						
ELECTRIC	63,800.00 kWh	217,686 KBtu	2.474 KBtu/SqFt	\$7,125.12	\$0.112 /kWh	\$0.081 /SqFt
NATURALGAS	220.00 CCF	22,660 KBtu	0.258 KBtu/SqFt	\$329.55	\$1.498 /CCF	\$0.004 /SqFt
SEWER	48.00 CCF			\$344.08	\$7.168 /CCF	\$0.004 /SqFt
WATER	126.00 CCF			\$542.85	\$4.308 /CCF	\$0.006 /SqFt
Totals:		240,346 KBtu	2.731 KBtu/SqFt	\$8,341.60		

Energy

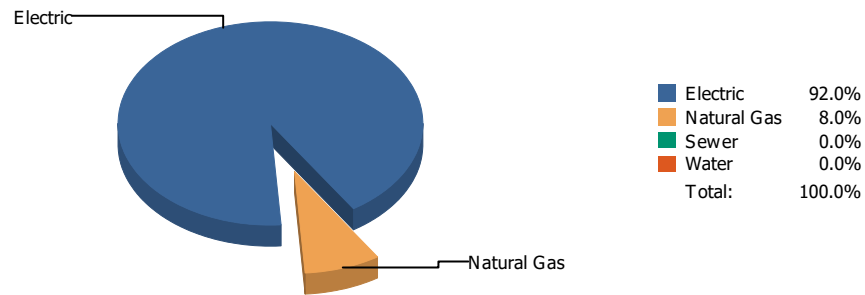


Cost

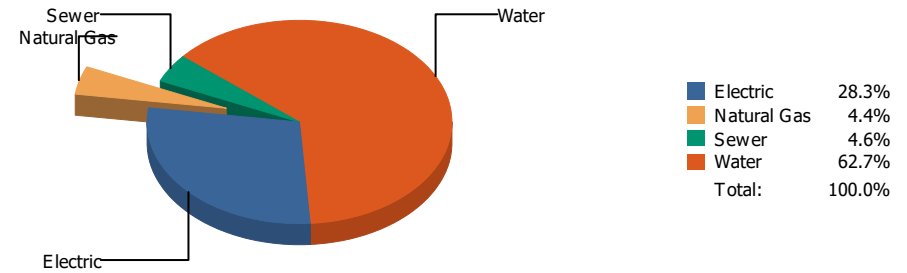


Commodity	Common Use	Energy Use	Energy Use / Area	Total Cost	Cost / Unit	Cost / Area
Place: [KOHLBERG] KOHLBERG ELEMENTARY [BUILDING]						
Area: 99,884 SqFt						
Billing Period: Sep 2021						
ELECTRIC	56,000.00 kWh	191,072 KBtu	1.913 KBtu/SqFt	\$7,399.43	\$0.132 /kWh	\$0.074 /SqFt
NATURALGAS	235.00 CCF	24,205 KBtu	0.242 KBtu/SqFt	\$533.51	\$2.270 /CCF	\$0.005 /SqFt
SEWER	126.00 CCF			\$601.42	\$4.773 /CCF	\$0.006 /SqFt
WATER	1,149.00 CCF			\$8,094.67	\$7.045 /CCF	\$0.081 /SqFt
Totals:		215,277 KBtu	2.155 KBtu/SqFt	\$16,629.03		

Energy

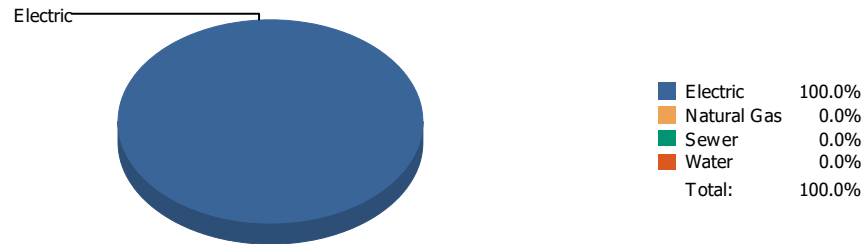


Cost

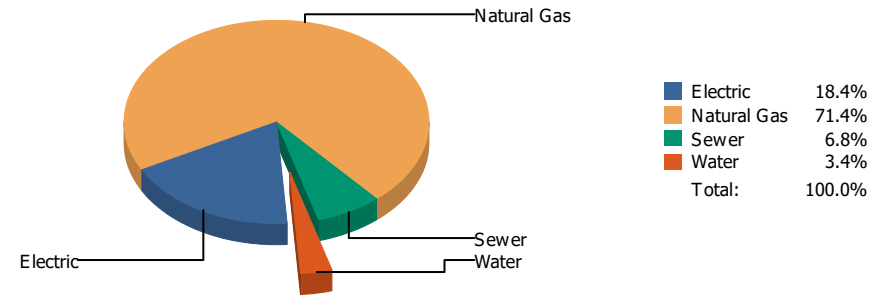


Commodity	Common Use	Energy Use	Energy Use / Area	Total Cost	Cost / Unit	Cost / Area
Place: [LAMAR] LAMAR 125 [BUILDING] Area: 76,252 SqFt Billing Period: Sep 2021						
ELECTRIC	37,800.00 kWh	128,974 KBtu	1.691 KBtu/SqFt	\$4,156.71	\$0.110 /kWh	\$0.055 /SqFt
NATURALGAS	109.00 CCF	11,227 KBtu	0.147 KBtu/SqFt	\$651.03	\$5.973 /CCF	\$0.008 /SqFt
SEWER	42.00 CCF			\$677.25	\$16.125 /CCF	\$0.009 /SqFt
WATER	1,335.00 CCF			\$9,214.01	\$6.902 /CCF	\$0.121 /SqFt
Totals:		140,201 KBtu	1.839 KBtu/SqFt	\$14,699.00		

Energy

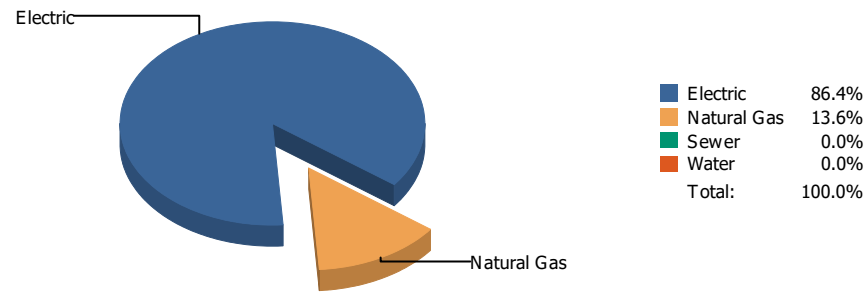


Cost

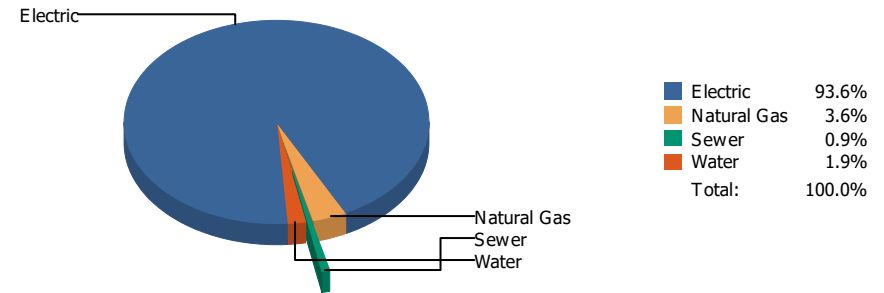


Commodity	Common Use	Energy Use	Energy Use / Area	Total Cost	Cost / Unit	Cost / Area
Place: [LIVE-MAT] LIVE MATERIAL CENTER 929 [BUILDING]						
Area: 2,483 SqFt						
Billing Period: Sep 2021						
ELECTRIC	496.00 kWh	1,692 KBtu	0.682 KBtu/SqFt	\$100.13	\$0.202 /kWh	\$0.040 /SqFt
NATURALGAS	0.00 CCF	0 KBtu	0.000 KBtu/SqFt	\$389.50	\$0.000 /CCF	\$0.157 /SqFt
SEWER	1.00 CCF			\$37.22	\$37.220 /CCF	\$0.015 /SqFt
WATER	1.00 CCF			\$18.36	\$18.360 /CCF	\$0.007 /SqFt
Totals:		1,692 KBtu	0.682 KBtu/SqFt	\$545.21		

Energy

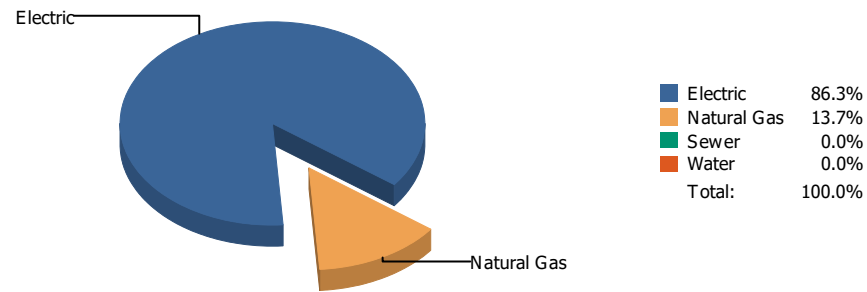


Cost

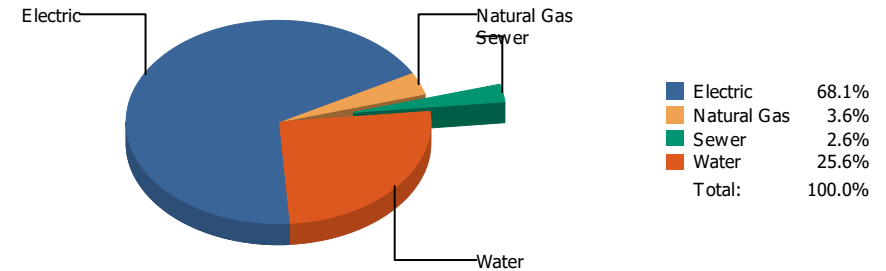


Commodity	Common Use	Energy Use	Energy Use / Area	Total Cost	Cost / Unit	Cost / Area
Place: [LOGAN] LOGAN 128 [BUILDING] Area: 72,248 SqFt Billing Period: Sep 2021						
ELECTRIC	79,000.00 kWh	269,548 KBtu	3.731 KBtu/SqFt	\$11,614.48	\$0.147 /kWh	\$0.161 /SqFt
NATURALGAS	411.00 CCF	42,333 KBtu	0.586 KBtu/SqFt	\$446.32	\$1.086 /CCF	\$0.006 /SqFt
SEWER	4.00 CCF			\$116.69	\$29.173 /CCF	\$0.002 /SqFt
WATER	46.00 CCF			\$230.71	\$5.015 /CCF	\$0.003 /SqFt
Totals:		311,881 KBtu	4.317 KBtu/SqFt	\$12,408.20		

Energy

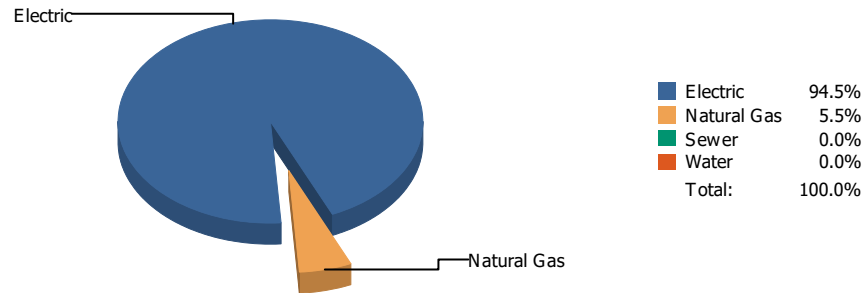


Cost

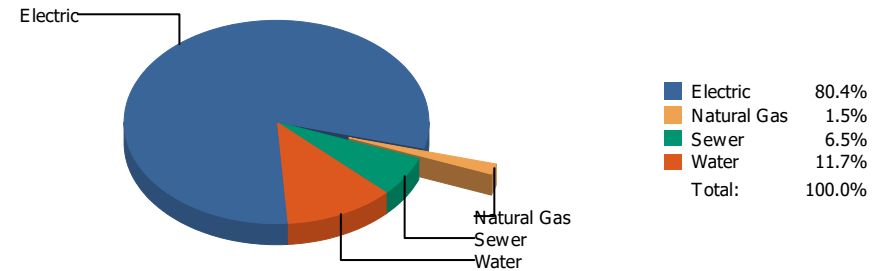


Commodity	Common Use	Energy Use	Energy Use / Area	Total Cost	Cost / Unit	Cost / Area
Place: [LUNDY_2] LUNDY 177 [BUILDING]						
Area: 112,731 SqFt						
Billing Period: Sep 2021						
ELECTRIC	72,000.00 kWh	245,664 KBtu	2.179 KBtu/SqFt	\$11,804.86	\$0.164 /kWh	\$0.105 /SqFt
NATURALGAS	380.00 CCF	39,140 KBtu	0.347 KBtu/SqFt	\$622.36	\$1.638 /CCF	\$0.005 /SqFt
SEWER	41.00 CCF			\$457.51	\$11.159 /CCF	\$0.004 /SqFt
WATER	758.00 CCF			\$4,441.18	\$5.859 /CCF	\$0.039 /SqFt
Totals:		284,804 KBtu	2.526 KBtu/SqFt	\$17,325.91		

Energy

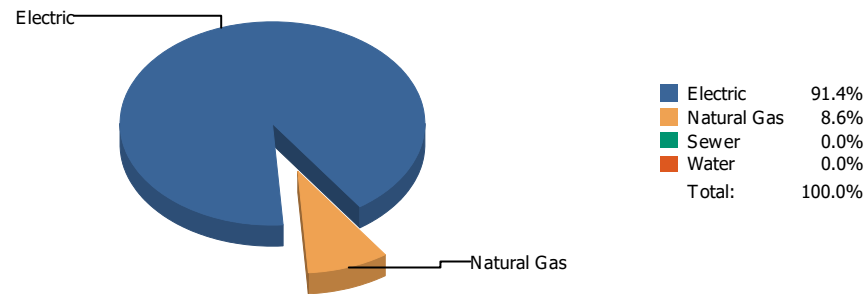


Cost

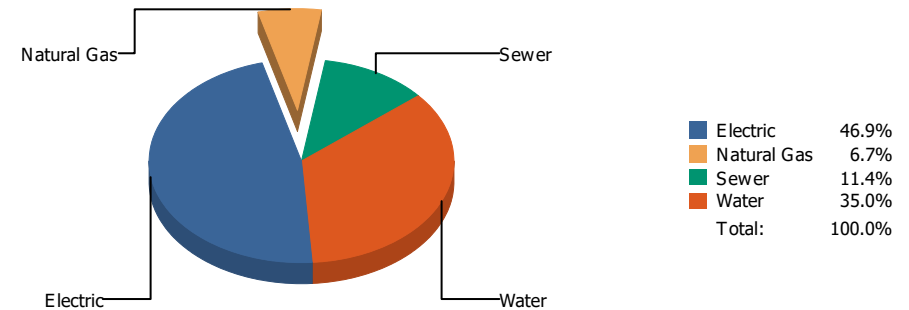


Commodity	Common Use	Energy Use	Energy Use / Area	Total Cost	Cost / Unit	Cost / Area
Place: [MAC] MACARTHUR 129 [BUILDING]						
Area: 143,341 SqFt						
Billing Period: Sep 2021						
ELECTRIC	155,600.00 kWh	530,907 KBtu	3.704 KBtu/SqFt	\$20,608.08	\$0.132 /kWh	\$0.144 /SqFt
NATURALGAS	302.00 CCF	31,106 KBtu	0.217 KBtu/SqFt	\$379.78	\$1.258 /CCF	\$0.003 /SqFt
SEWER	647.00 CCF			\$1,661.88	\$2.569 /CCF	\$0.012 /SqFt
WATER	816.00 CCF			\$2,996.90	\$3.673 /CCF	\$0.021 /SqFt
Totals:		562,013 KBtu	3.921 KBtu/SqFt	\$25,646.64		

Energy

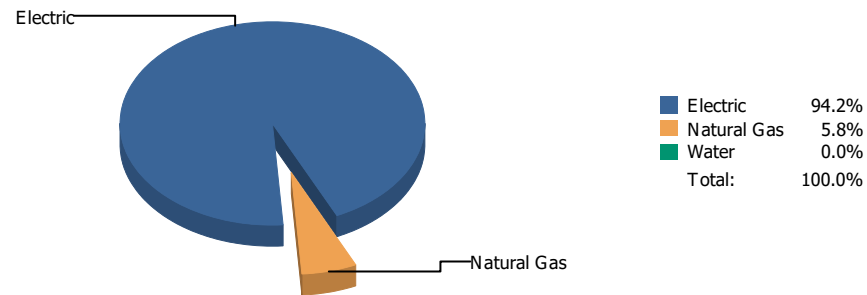


Cost

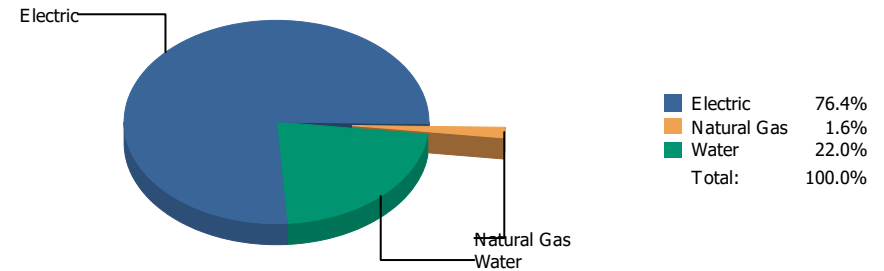


Commodity	Common Use	Energy Use	Energy Use / Area	Total Cost	Cost / Unit	Cost / Area
Place: [MAGOFFIN] MAGOFFIN 047 [BUILDING]						
Area: 76,378 SqFt						
Billing Period: Sep 2021						
ELECTRIC	12,240.00 kWh	41,763 KBtu	0.547 KBtu/SqFt	\$1,535.39	\$0.125 /kWh	\$0.020 /SqFt
NATURALGAS	38.00 CCF	3,914 KBtu	0.051 KBtu/SqFt	\$218.15	\$5.741 /CCF	\$0.003 /SqFt
SEWER	3.00 CCF			\$373.91	\$124.637 /CCF	\$0.005 /SqFt
WATER	141.00 CCF			\$1,143.92	\$8.113 /CCF	\$0.015 /SqFt
Totals:		45,677 KBtu	0.598 KBtu/SqFt	\$3,271.37		

Energy

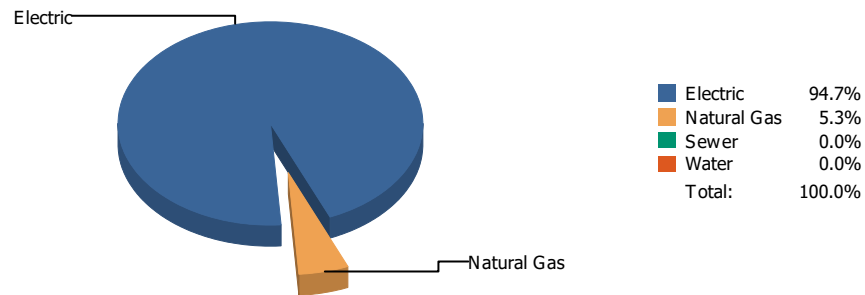


Cost

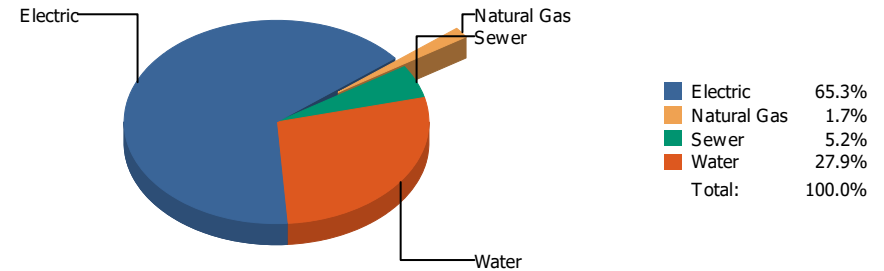


Commodity	Common Use	Energy Use	Energy Use / Area	Total Cost	Cost / Unit	Cost / Area
Place: [MAGOFFINNEWMIDDLESCHOOL] MAGOFFIN NEW MIDDLE SCHOOL [BUILDING]						
Area: 116,136 SqFt						
Billing Period: Sep 2021						
ELECTRIC	150,200.00 kWh	512,482 KBtu	4.413 KBtu/SqFt	\$17,955.59	\$0.120 /kWh	\$0.155 /SqFt
NATURALGAS	304.00 CCF	31,312 KBtu	0.270 KBtu/SqFt	\$381.02	\$1.253 /CCF	\$0.003 /SqFt
WATER	835.00 CCF			\$5,159.72	\$6.179 /CCF	\$0.044 /SqFt
Totals:		543,794 KBtu	4.682 KBtu/SqFt	\$23,496.33		

Energy



Cost



Commodity	Common Use	Energy Use	Energy Use / Area	Total Cost	Cost / Unit	Cost / Area
Place: [MAXINE] MAXINE SILVA HEALTH MAGNET 011 [BUILDING]						
Area: 80,909 SqFt						
Billing Period: Sep 2021						
ELECTRIC	87,600.00 kWh	298,891 KBtu	3.694 KBtu/SqFt	\$11,460.84	\$0.131 /kWh	\$0.142 /SqFt
NATURALGAS	163.00 CCF	16,789 KBtu	0.208 KBtu/SqFt	\$294.64	\$1.808 /CCF	\$0.004 /SqFt
SEWER	304.00 CCF			\$907.28	\$2.984 /CCF	\$0.011 /SqFt
WATER	1,026.00 CCF			\$4,888.41	\$4.765 /CCF	\$0.060 /SqFt
Totals:		315,680 KBtu	3.902 KBtu/SqFt	\$17,551.17		

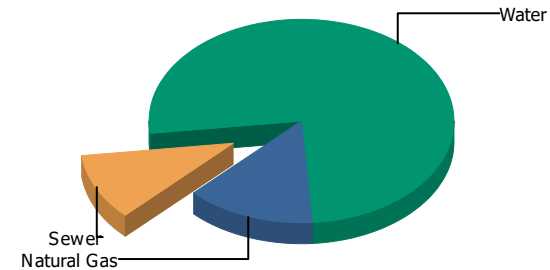
Energy

Natural Gas



Natural Gas	100.0%
Sewer	0.0%
Water	0.0%
Total:	100.0%

Cost



Natural Gas	13.5%
Sewer	10.7%
Water	75.8%
Total:	100.0%

Commodity	Common Use	Energy Use	Energy Use / Area	Total Cost	Cost / Unit	Cost / Area
Place: [MESITA] MESITA 130 [BUILDING]						
Area: 100,583 SqFt						
Billing Period: Sep 2021						
NATURALGAS	230.00 CCF	23,690 KBtu	0.236 KBtu/SqFt	\$530.43	\$2.306 /CCF	\$0.005 /SqFt
SEWER	24.00 CCF			\$420.11	\$17.505 /CCF	\$0.004 /SqFt
WATER	457.00 CCF			\$2,971.76	\$6.503 /CCF	\$0.030 /SqFt
Totals:		23,690 KBtu	0.236 KBtu/SqFt	\$3,922.30		

Energy

Electric

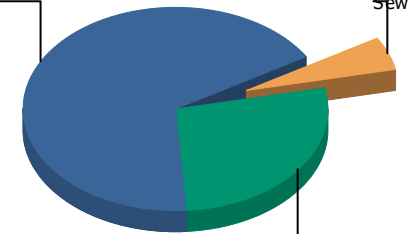


Electric 100.0%
 Sewer 0.0%
 Water 0.0%
 Total: 100.0%

Cost

Electric

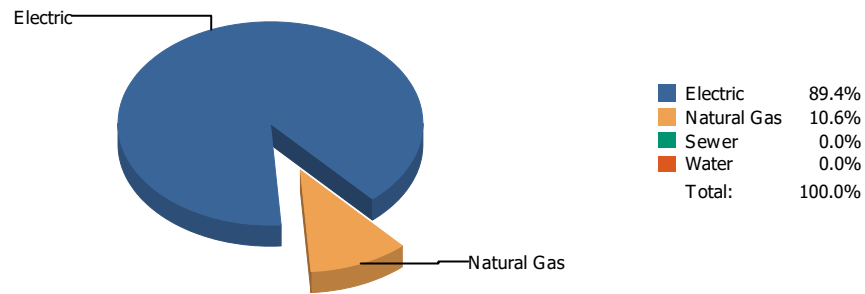
Sewer



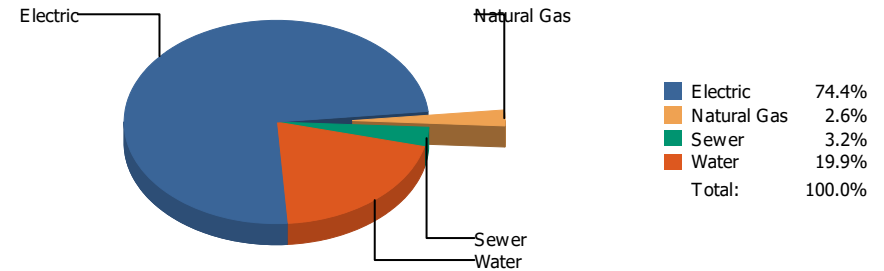
Electric 67.6%
 Sewer 5.2%
 Water 27.3%
 Total: 100.0%

Commodity	Common Use	Energy Use	Energy Use / Area	Total Cost	Cost / Unit	Cost / Area
Place: [MILAM] MILAM 131 [BUILDING]						
Area: 63,641 SqFt						
Billing Period: Sep 2021						
ELECTRIC	24,840.00 kWh	84,754 KBtu	1.332 KBtu/SqFt	\$4,456.54	\$0.179 /kWh	\$0.070 /SqFt
SEWER	46.00 CCF			\$339.68	\$7.384 /CCF	\$0.005 /SqFt
WATER	319.00 CCF			\$1,796.63	\$5.632 /CCF	\$0.028 /SqFt
Totals:		84,754 KBtu	1.332 KBtu/SqFt	\$6,592.85		

Energy

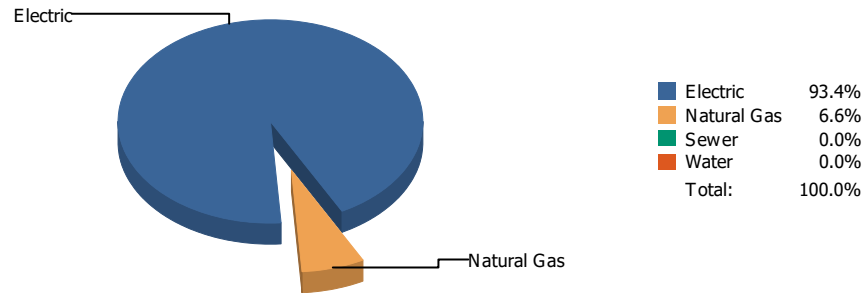


Cost

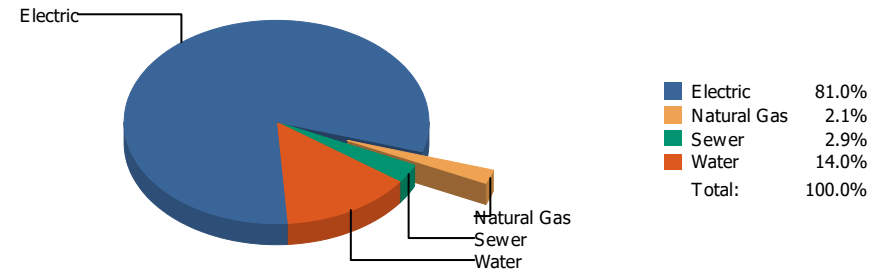


Commodity	Common Use	Energy Use	Energy Use / Area	Total Cost	Cost / Unit	Cost / Area
Place: [MOREHEAD] MOREHEAD 046 [BUILDING]						
Area: 119,353 SqFt						
Billing Period: Sep 2021						
ELECTRIC	98,044.00 kWh	334,526 KBtu	2.803 KBtu/SqFt	\$12,496.69	\$0.127 /kWh	\$0.105 /SqFt
NATURALGAS	386.00 CCF	39,758 KBtu	0.333 KBtu/SqFt	\$431.28	\$1.117 /CCF	\$0.004 /SqFt
SEWER	76.00 CCF			\$534.51	\$7.033 /CCF	\$0.004 /SqFt
WATER	883.00 CCF			\$3,338.58	\$3.781 /CCF	\$0.028 /SqFt
Totals:		374,284 KBtu	3.136 KBtu/SqFt	\$16,801.06		

Energy

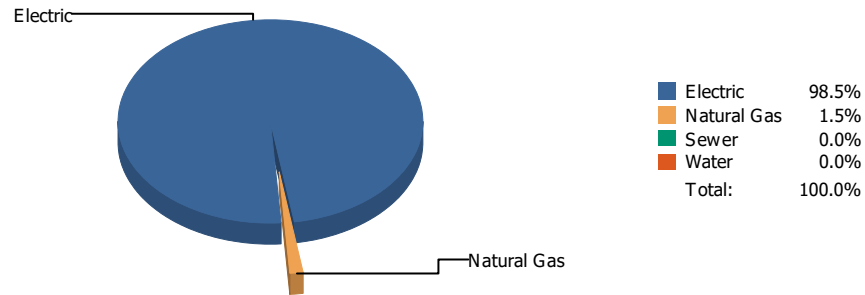


Cost

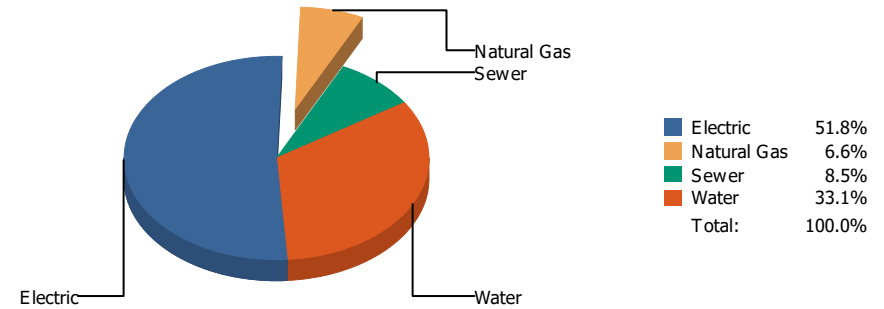


Commodity	Common Use	Energy Use	Energy Use / Area	Total Cost	Cost / Unit	Cost / Area
Place: [MOYE_2] HR MOYE [BUILDING]						
Area: 93,197 SqFt						
Billing Period: Sep 2021						
ELECTRIC	70,440.00 kWh	240,341 KBtu	2.579 KBtu/SqFt	\$11,517.62	\$0.164 /kWh	\$0.124 /SqFt
NATURALGAS	166.00 CCF	17,098 KBtu	0.183 KBtu/SqFt	\$296.47	\$1.786 /CCF	\$0.003 /SqFt
SEWER	23.00 CCF			\$417.91	\$18.170 /CCF	\$0.004 /SqFt
WATER	507.00 CCF			\$1,992.28	\$3.930 /CCF	\$0.021 /SqFt
Totals:		257,439 KBtu	2.762 KBtu/SqFt	\$14,224.28		

Energy



Cost



Commodity	Common Use	Energy Use	Energy Use / Area	Total Cost	Cost / Unit	Cost / Area
Place: [MULTI-MEDIACENTER] MULTI-MEDIA CENTER [BUILDING]						
Area: 27,633 SqFt						
Billing Period: Sep 2021						
ELECTRIC	12,148.00 kWh	41,449 KBtu	1.500 KBtu/SqFt	\$1,561.03	\$0.129 /kWh	\$0.056 /SqFt
NATURALGAS	6.00 CCF	618 KBtu	0.022 KBtu/SqFt	\$198.43	\$33.072 /CCF	\$0.007 /SqFt
SEWER	68.00 CCF			\$257.49	\$3.787 /CCF	\$0.009 /SqFt
WATER	211.00 CCF			\$997.08	\$4.725 /CCF	\$0.036 /SqFt
Totals:		42,067 KBtu	1.522 KBtu/SqFt	\$3,014.03		

Energy

Electric



■ Electric 100.0%
Total: 100.0%

Cost

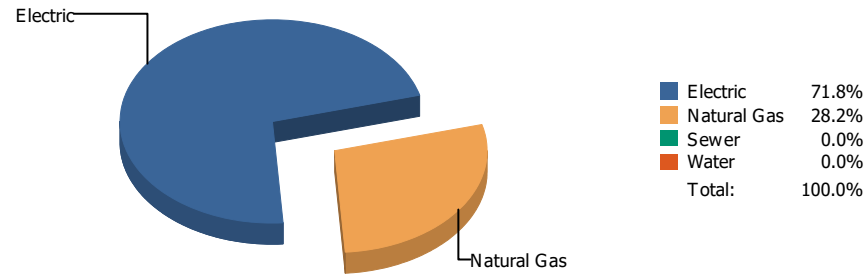
Electric



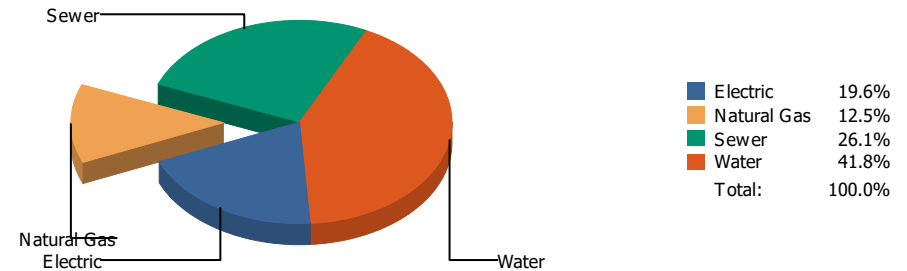
■ Electric 100.0%
Total: 100.0%

Commodity	Common Use	Energy Use	Energy Use / Area	Total Cost	Cost / Unit	Cost / Area
Place: [NE-AREA-OFFICES] N.E. AREA OFFICES 882 [BUILDING]						
Area: 7,328 SqFt						
Billing Period: Sep 2021						
ELECTRIC	80.00 kWh	273 KBtu	0.037 KBtu/SqFt	\$30.36	\$0.380 /kWh	\$0.004 /SqFt
Totals:		273 KBtu	0.037 KBtu/SqFt	\$30.36		

Energy

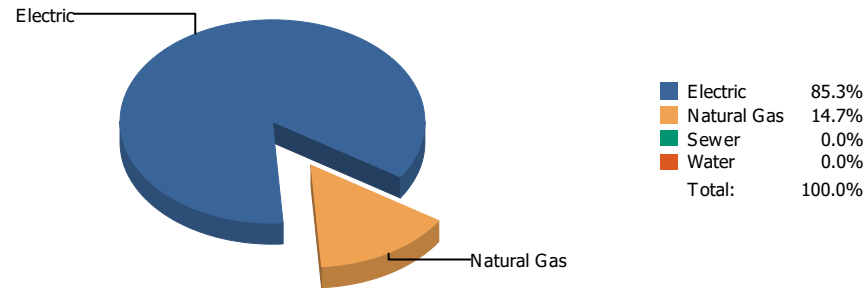


Cost

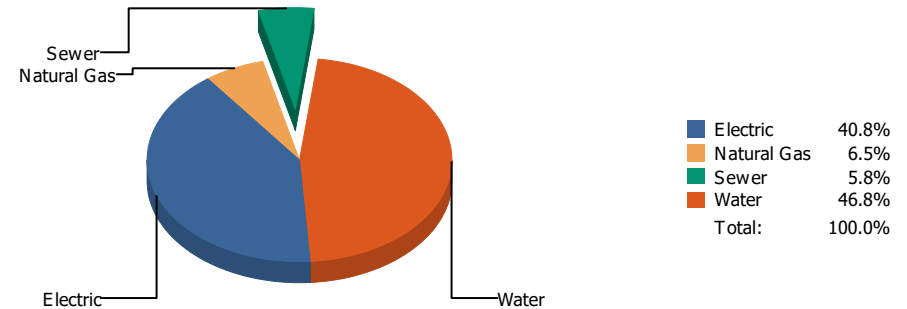


Commodity	Common Use	Energy Use	Energy Use / Area	Total Cost	Cost / Unit	Cost / Area
Place: [NETTRANSPORTATION] N.E. TRANSPORTATION 826 [BUILDING]						
Area: 5,995 SqFt						
Billing Period: Sep 2021						
ELECTRIC	2,691.00 kWh	9,182 KBtu	1.532 KBtu/SqFt	\$339.43	\$0.126 /kWh	\$0.057 /SqFt
NATURALGAS	35.00 CCF	3,605 KBtu	0.601 KBtu/SqFt	\$216.20	\$6.177 /CCF	\$0.036 /SqFt
SEWER	38.00 CCF			\$450.91	\$11.866 /CCF	\$0.075 /SqFt
WATER	146.00 CCF			\$722.56	\$4.949 /CCF	\$0.121 /SqFt
Totals:		12,787 KBtu	2.133 KBtu/SqFt	\$1,729.10		

Energy

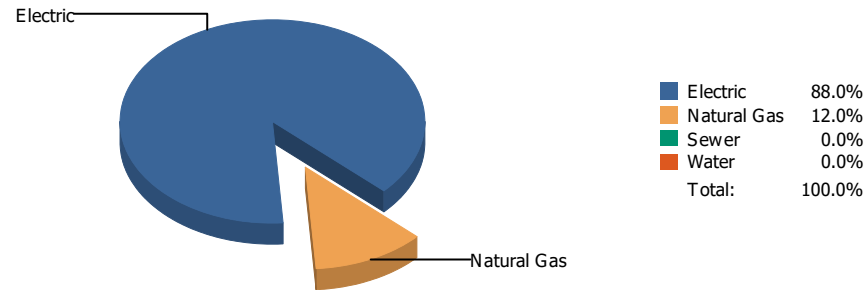


Cost

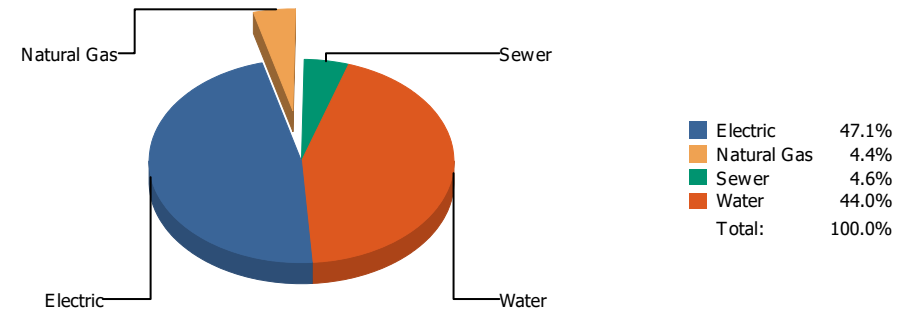


Commodity	Common Use	Energy Use	Energy Use / Area	Total Cost	Cost / Unit	Cost / Area
Place: [NEWMAN] NEWMAN ELEMENTARY 133 [BUILDING]						
Area: 73,291 SqFt						
Billing Period: Sep 2021						
ELECTRIC	29,811.00 kWh	101,715 KBtu	1.388 KBtu/SqFt	\$4,286.23	\$0.144 /kWh	\$0.058 /SqFt
NATURALGAS	170.00 CCF	17,510 KBtu	0.239 KBtu/SqFt	\$688.42	\$4.050 /CCF	\$0.009 /SqFt
SEWER	191.00 CCF			\$613.83	\$3.214 /CCF	\$0.008 /SqFt
WATER	890.00 CCF			\$4,925.95	\$5.535 /CCF	\$0.067 /SqFt
Totals:		119,225 KBtu	1.627 KBtu/SqFt	\$10,514.43		

Energy

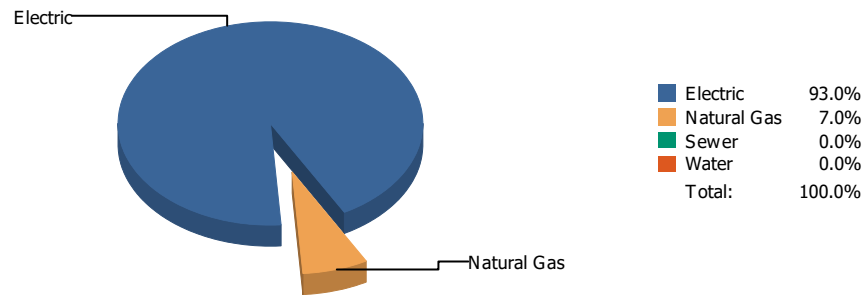


Cost

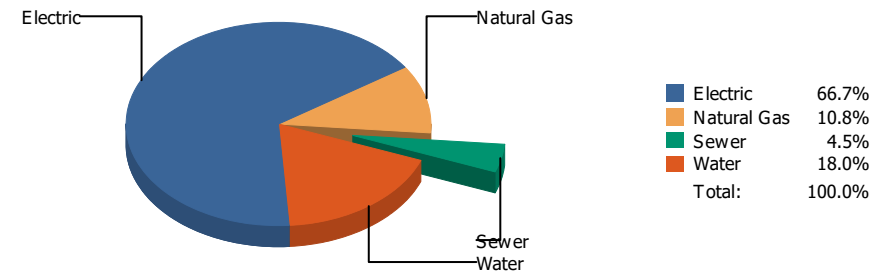


Commodity	Common Use	Energy Use	Energy Use / Area	Total Cost	Cost / Unit	Cost / Area
Place: [NIXON] L.A. NIXON 161 [BUILDING] Area: 76,873 SqFt Billing Period: Sep 2021						
ELECTRIC	34,840.00 kWh	118,874 KBtu	1.546 KBtu/SqFt	\$5,173.56	\$0.148 /kWh	\$0.067 /SqFt
NATURALGAS	158.00 CCF	16,274 KBtu	0.212 KBtu/SqFt	\$486.32	\$3.078 /CCF	\$0.006 /SqFt
SEWER	31.00 CCF			\$500.31	\$16.139 /CCF	\$0.006 /SqFt
WATER	702.00 CCF			\$4,830.45	\$6.881 /CCF	\$0.063 /SqFt
Totals:		135,148 KBtu	1.758 KBtu/SqFt	\$10,990.64		

Energy

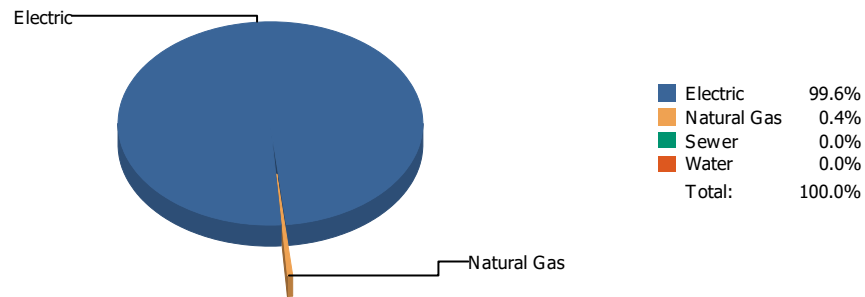


Cost

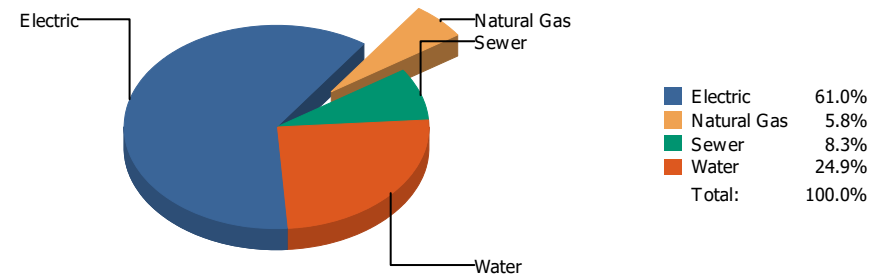


Commodity	Common Use	Energy Use	Energy Use / Area	Total Cost	Cost / Unit	Cost / Area
Place: [OCC-CTR] OCCUPATIONAL CTR. [BUILDING]						
Area: 11,845 SqFt						
Billing Period: Sep 2021						
ELECTRIC	10,400.00 kWh	35,485 KBtu	2.996 KBtu/SqFt	\$1,307.48	\$0.126 /kWh	\$0.110 /SqFt
NATURALGAS	26.00 CCF	2,678 KBtu	0.226 KBtu/SqFt	\$210.67	\$8.103 /CCF	\$0.018 /SqFt
SEWER	1.00 CCF			\$87.94	\$87.940 /CCF	\$0.007 /SqFt
WATER	80.00 CCF			\$353.51	\$4.419 /CCF	\$0.030 /SqFt
Totals:		38,163 KBtu	3.222 KBtu/SqFt	\$1,959.60		

Energy

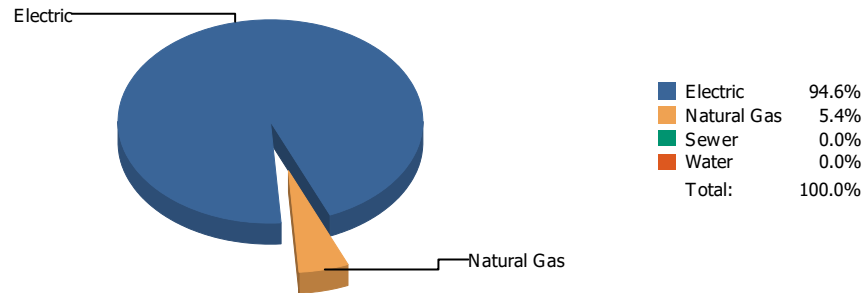


Cost

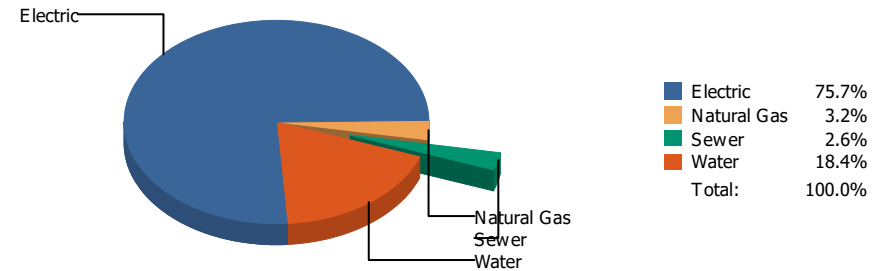


Commodity	Common Use	Energy Use	Energy Use / Area	Total Cost	Cost / Unit	Cost / Area
Place: [PARK] PARK 134 [BUILDING] Area: 63,609 SqFt Billing Period: Sep 2021						
ELECTRIC	28,070.00 kWh	95,775 KBtu	1.506 KBtu/SqFt	\$4,102.49	\$0.146 /kWh	\$0.064 /SqFt
NATURALGAS	4.00 CCF	412 KBtu	0.006 KBtu/SqFt	\$392.01	\$98.003 /CCF	\$0.006 /SqFt
SEWER	117.00 CCF			\$558.92	\$4.777 /CCF	\$0.009 /SqFt
WATER	330.00 CCF			\$1,676.49	\$5.080 /CCF	\$0.026 /SqFt
Totals:		96,187 KBtu	1.512 KBtu/SqFt	\$6,729.91		

Energy

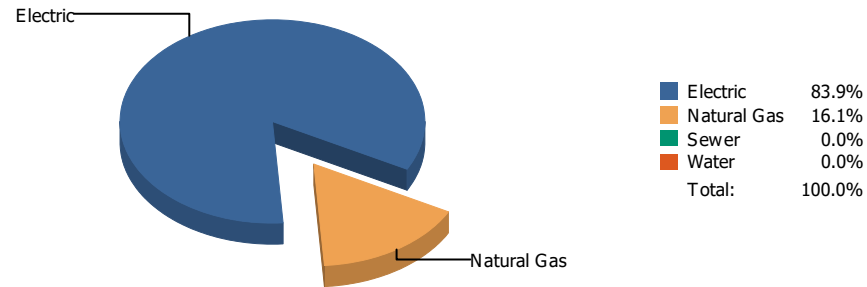


Cost

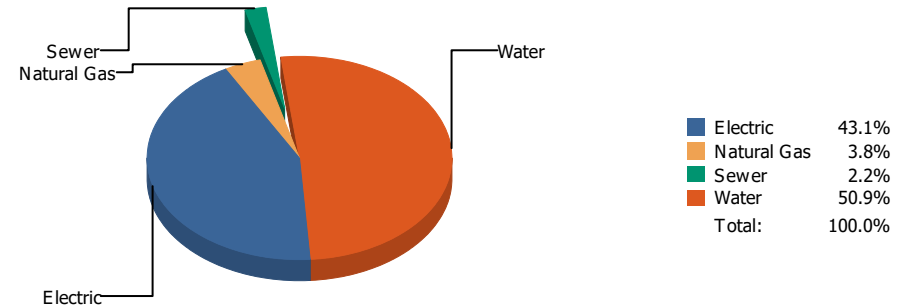


Commodity	Common Use	Energy Use	Energy Use / Area	Total Cost	Cost / Unit	Cost / Area
Place: [PAUL-MORENO_1] PAUL MORENO 167 [BUILDING]						
Area: 87,824 SqFt						
Billing Period: Sep 2021						
ELECTRIC	94,400.00 kWh	322,093 KBtu	3.667 KBtu/SqFt	\$11,817.44	\$0.125 /kWh	\$0.135 /SqFt
NATURALGAS	177.00 CCF	18,231 KBtu	0.208 KBtu/SqFt	\$497.96	\$2.813 /CCF	\$0.006 /SqFt
SEWER	39.00 CCF			\$410.02	\$10.513 /CCF	\$0.005 /SqFt
WATER	762.00 CCF			\$2,876.21	\$3.775 /CCF	\$0.033 /SqFt
Totals:		340,324 KBtu	3.875 KBtu/SqFt	\$15,601.63		

Energy

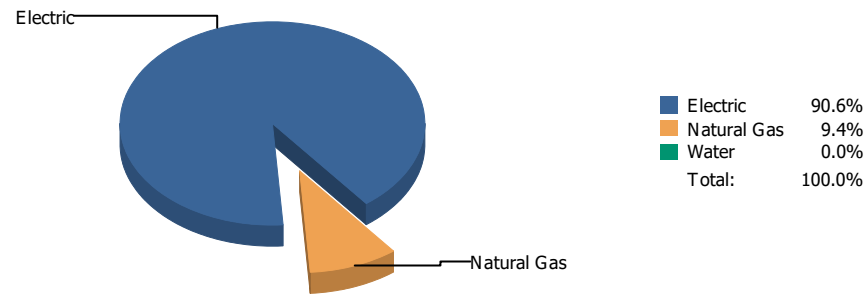


Cost

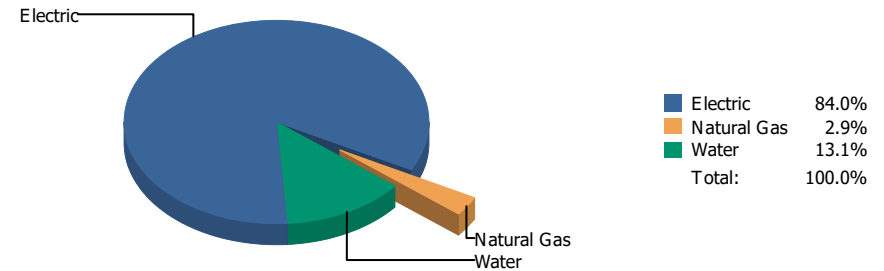


Commodity	Common Use	Energy Use	Energy Use / Area	Total Cost	Cost / Unit	Cost / Area
Place: [POLK] POLK 159 [BUILDING] Area: 67,321 SqFt Billing Period: Sep 2021						
ELECTRIC	45,120.00 kWh	153,949 KBtu	2.287 KBtu/SqFt	\$6,463.32	\$0.143 /kWh	\$0.096 /SqFt
NATURALGAS	286.00 CCF	29,458 KBtu	0.438 KBtu/SqFt	\$564.74	\$1.975 /CCF	\$0.008 /SqFt
SEWER	42.00 CCF			\$330.88	\$7.878 /CCF	\$0.005 /SqFt
WATER	1,037.00 CCF			\$7,633.97	\$7.362 /CCF	\$0.113 /SqFt
Totals:		183,407 KBtu	2.724 KBtu/SqFt	\$14,992.91		

Energy

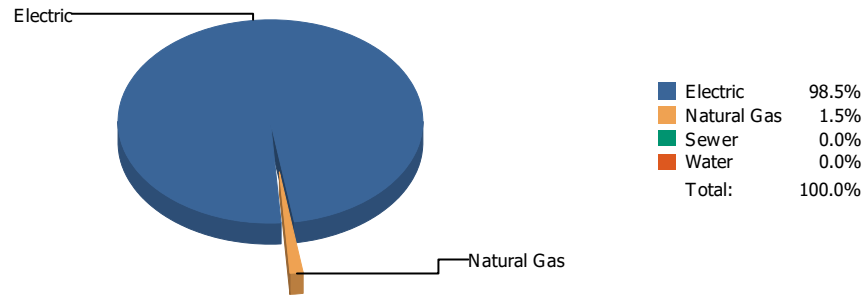


Cost

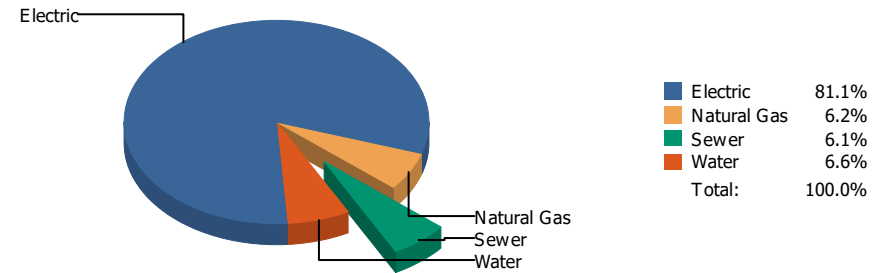


Commodity	Common Use	Energy Use	Energy Use / Area	Total Cost	Cost / Unit	Cost / Area
Place: [POWELL_2] POWELL 175 [BUILDING]						
Area: 79,770 SqFt						
Billing Period: Sep 2021						
ELECTRIC	74,880.00 kWh	255,491 KBtu	3.203 KBtu/SqFt	\$12,086.38	\$0.161 /kWh	\$0.152 /SqFt
NATURALGAS	257.00 CCF	26,471 KBtu	0.332 KBtu/SqFt	\$415.20	\$1.616 /CCF	\$0.005 /SqFt
WATER	334.00 CCF			\$1,890.33	\$5.660 /CCF	\$0.024 /SqFt
Totals:		281,962 KBtu	3.535 KBtu/SqFt	\$14,391.91		

Energy

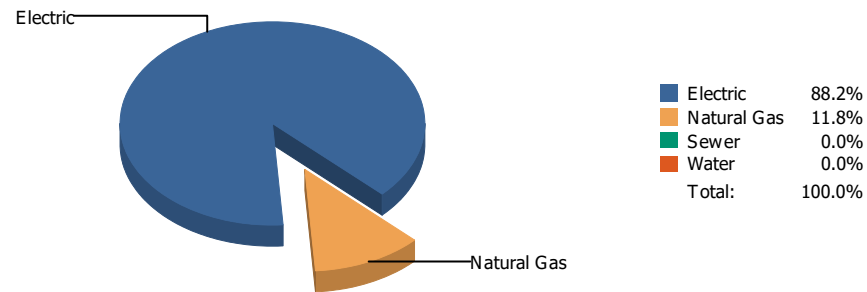


Cost

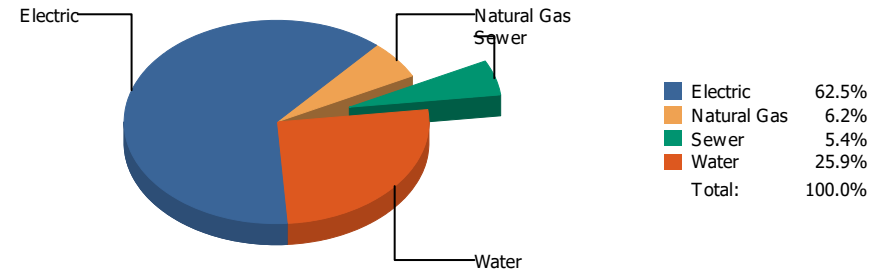


Commodity	Common Use	Energy Use	Energy Use / Area	Total Cost	Cost / Unit	Cost / Area
Place: [PROFESSIONAL-DEV] EPISD PROF DEVELOPMENT CENTER931 [BUILDING]						
Area: 18,400 SqFt						
Billing Period: Sep 2021						
ELECTRIC	21,880.00 kWh	74,655 KBtu	4.057 KBtu/SqFt	\$2,615.68	\$0.120 /kWh	\$0.142 /SqFt
NATURALGAS	11.00 CCF	1,133 KBtu	0.062 KBtu/SqFt	\$201.49	\$18.317 /CCF	\$0.011 /SqFt
SEWER	50.00 CCF			\$195.74	\$3.915 /CCF	\$0.011 /SqFt
WATER	40.00 CCF			\$212.90	\$5.323 /CCF	\$0.011 /SqFt
Totals:		75,788 KBtu	4.119 KBtu/SqFt	\$3,225.81		

Energy

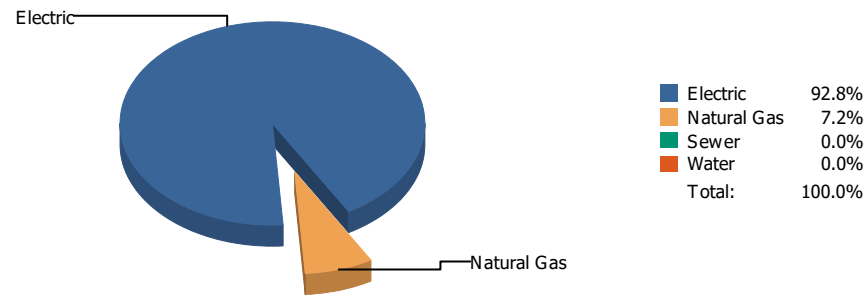


Cost

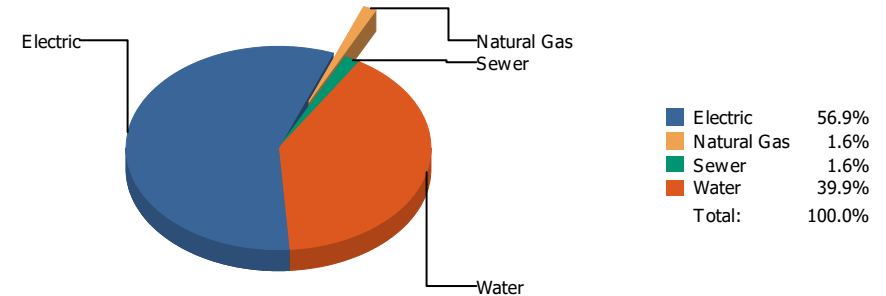


Commodity	Common Use	Energy Use	Energy Use / Area	Total Cost	Cost / Unit	Cost / Area
Place: [PUTNAM] PUTNAM 135 [BUILDING]						
Area: 61,978 SqFt						
Billing Period: Sep 2021						
ELECTRIC	34,422.00 kWh	117,448 KBtu	1.895 KBtu/SqFt	\$4,889.22	\$0.142 /kWh	\$0.079 /SqFt
NATURALGAS	152.00 CCF	15,656 KBtu	0.253 KBtu/SqFt	\$482.64	\$3.175 /CCF	\$0.008 /SqFt
SEWER	83.00 CCF			\$418.72	\$5.045 /CCF	\$0.007 /SqFt
WATER	388.00 CCF			\$2,026.81	\$5.224 /CCF	\$0.033 /SqFt
Totals:		133,104 KBtu	2.148 KBtu/SqFt	\$7,817.39		

Energy

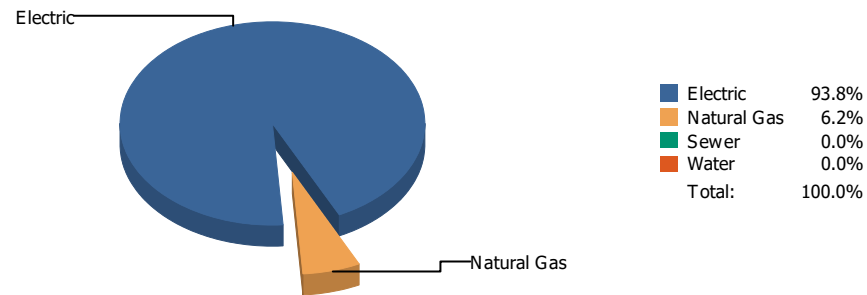


Cost

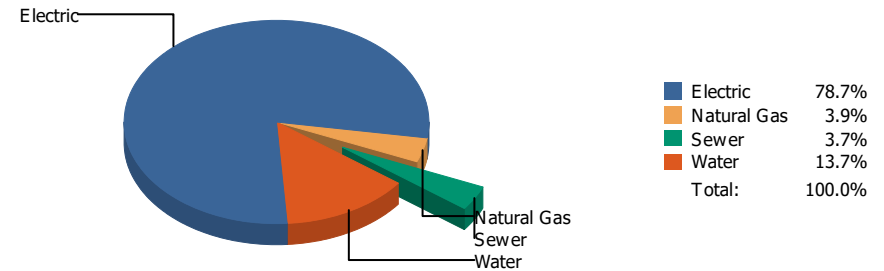


Commodity	Common Use	Energy Use	Energy Use / Area	Total Cost	Cost / Unit	Cost / Area
Place: [RICHARDS] RICHARDSON [BUILDING]						
Area: 115,872 SqFt						
Billing Period: Sep 2021						
ELECTRIC	83,700.00 kWh	285,584 KBtu	2.465 KBtu/SqFt	\$11,711.87	\$0.140 /kWh	\$0.101 /SqFt
NATURALGAS	215.00 CCF	22,145 KBtu	0.191 KBtu/SqFt	\$326.49	\$1.519 /CCF	\$0.003 /SqFt
SEWER	41.00 CCF			\$328.68	\$8.017 /CCF	\$0.003 /SqFt
WATER	1,550.00 CCF			\$8,224.26	\$5.306 /CCF	\$0.071 /SqFt
Totals:		307,729 KBtu	2.656 KBtu/SqFt	\$20,591.30		

Energy



Cost



Commodity	Common Use	Energy Use	Energy Use / Area	Total Cost	Cost / Unit	Cost / Area
Place: [RIVERA] RIVERA 156 [BUILDING]						
Area: 77,562 SqFt						
Billing Period: Sep 2021						
ELECTRIC	59,345.00 kWh	202,485 KBtu	2.611 KBtu/SqFt	\$9,445.59	\$0.159 /kWh	\$0.122 /SqFt
NATURALGAS	129.00 CCF	13,287 KBtu	0.171 KBtu/SqFt	\$468.54	\$3.632 /CCF	\$0.006 /SqFt
SEWER	44.00 CCF			\$443.17	\$10.072 /CCF	\$0.006 /SqFt
WATER	321.00 CCF			\$1,650.22	\$5.141 /CCF	\$0.021 /SqFt
Totals:		215,772 KBtu	2.782 KBtu/SqFt	\$12,007.52		

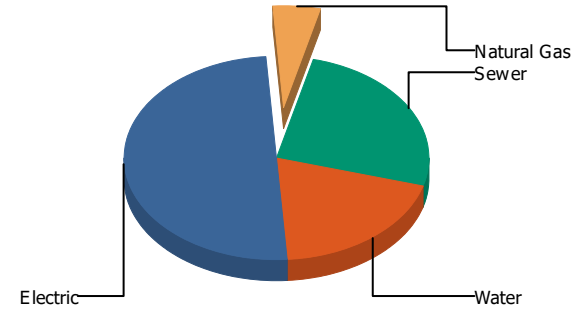
Energy

Electric



Electric	100.0%
Natural Gas	0.0%
Sewer	0.0%
Water	0.0%
Total:	100.0%

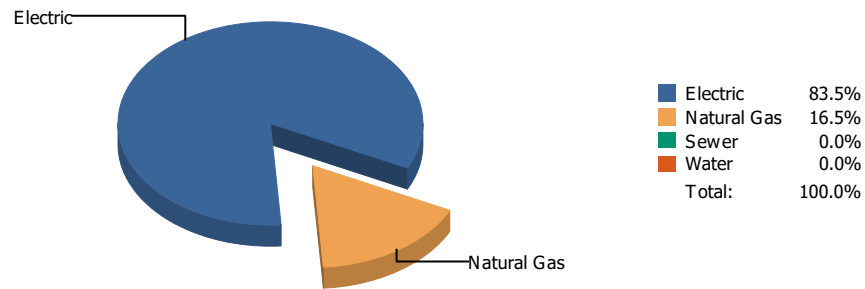
Cost



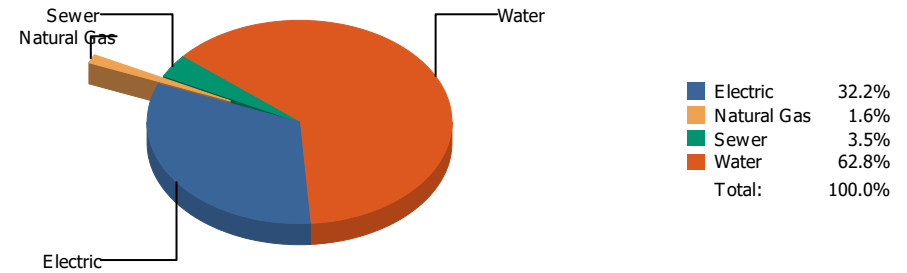
Electric	50.1%
Natural Gas	5.0%
Sewer	25.6%
Water	19.3%
Total:	100.0%

Commodity	Common Use	Energy Use	Energy Use / Area	Total Cost	Cost / Unit	Cost / Area
Place: [ROBERTS] ROBERTS 136 [BUILDING] Area: 81,457 SqFt Billing Period: Sep 2021						
ELECTRIC	9,040.00 kWh	30,844 KBtu	0.379 KBtu/SqFt	\$1,943.10	\$0.215 /kWh	\$0.024 /SqFt
NATURALGAS	0.00 CCF	0 KBtu	0.000 KBtu/SqFt	\$194.75	\$0.000 /CCF	\$0.002 /SqFt
SEWER	343.00 CCF			\$993.08	\$2.895 /CCF	\$0.012 /SqFt
WATER	209.00 CCF			\$750.03	\$3.589 /CCF	\$0.009 /SqFt
Totals:		30,844 KBtu	0.379 KBtu/SqFt	\$3,880.96		

Energy

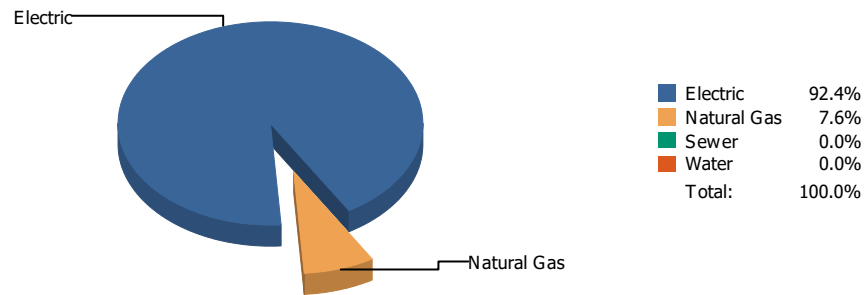


Cost

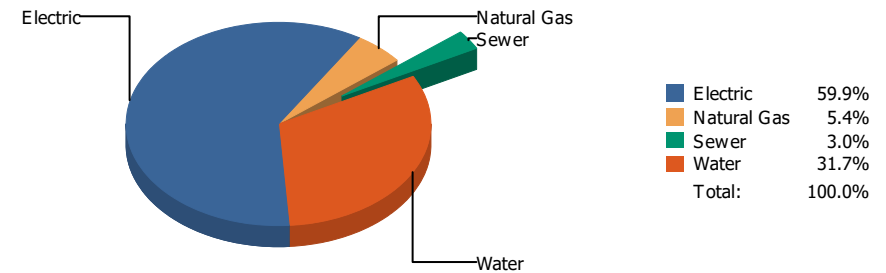


Commodity	Common Use	Energy Use	Energy Use / Area	Total Cost	Cost / Unit	Cost / Area
Place: [ROSS] ROSS 042 [BUILDING] Area: 131,497 SqFt Billing Period: Sep 2021						
ELECTRIC	63,257.00 kWh	215,833 KBtu	1.641 KBtu/SqFt	\$9,064.70	\$0.143 /kWh	\$0.069 /SqFt
NATURALGAS	415.00 CCF	42,745 KBtu	0.325 KBtu/SqFt	\$449.06	\$1.082 /CCF	\$0.003 /SqFt
SEWER	336.00 CCF			\$977.68	\$2.910 /CCF	\$0.007 /SqFt
WATER	2,654.00 CCF			\$17,698.55	\$6.669 /CCF	\$0.135 /SqFt
Totals:		258,578 KBtu	1.966 KBtu/SqFt	\$28,189.99		

Energy

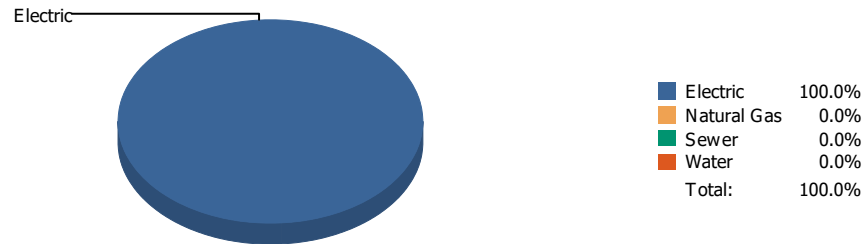


Cost

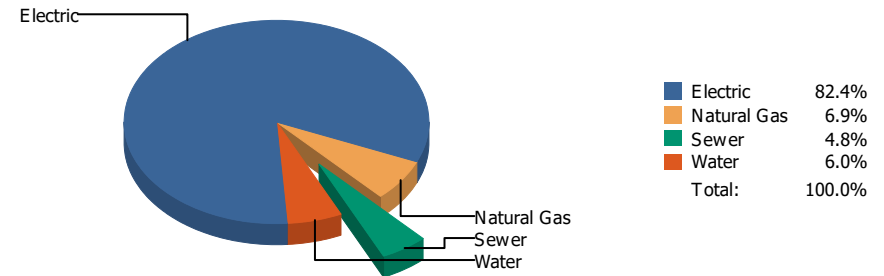


Commodity	Common Use	Energy Use	Energy Use / Area	Total Cost	Cost / Unit	Cost / Area
Place: [RUSK] RUSK 138 [BUILDING]						
Area: 67,240 SqFt						
Billing Period: Sep 2021						
ELECTRIC	35,773.00 kWh	122,057 KBtu	1.815 KBtu/SqFt	\$4,984.17	\$0.139 /kWh	\$0.074 /SqFt
NATURALGAS	98.00 CCF	10,094 KBtu	0.150 KBtu/SqFt	\$449.54	\$4.587 /CCF	\$0.007 /SqFt
SEWER	15.00 CCF			\$248.78	\$16.585 /CCF	\$0.004 /SqFt
WATER	359.00 CCF			\$2,637.56	\$7.347 /CCF	\$0.039 /SqFt
Totals:		132,151 KBtu	1.965 KBtu/SqFt	\$8,320.05		

Energy



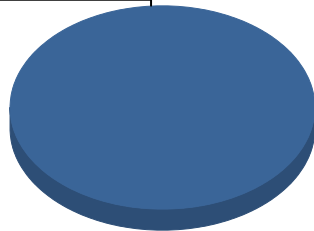
Cost



Commodity	Common Use	Energy Use	Energy Use / Area	Total Cost	Cost / Unit	Cost / Area
Place: [SAN-JAC] SAN JACINTO 139 [BUILDING]						
Area: 29,589 SqFt						
Billing Period: Sep 2021						
ELECTRIC	13,800.00 kWh	47,086 KBtu	1.591 KBtu/SqFt	\$2,328.60	\$0.169 /kWh	\$0.079 /SqFt
NATURALGAS	0.00 CCF	0 KBtu	0.000 KBtu/SqFt	\$194.75	\$0.000 /CCF	\$0.007 /SqFt
SEWER	12.00 CCF			\$134.29	\$11.191 /CCF	\$0.005 /SqFt
WATER	20.00 CCF			\$168.31	\$8.416 /CCF	\$0.006 /SqFt
Totals:		47,086 KBtu	1.591 KBtu/SqFt	\$2,825.95		

Energy

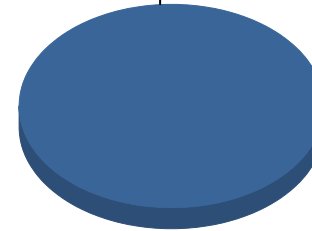
Electric



■ Electric 100.0%
Total: 100.0%

Cost

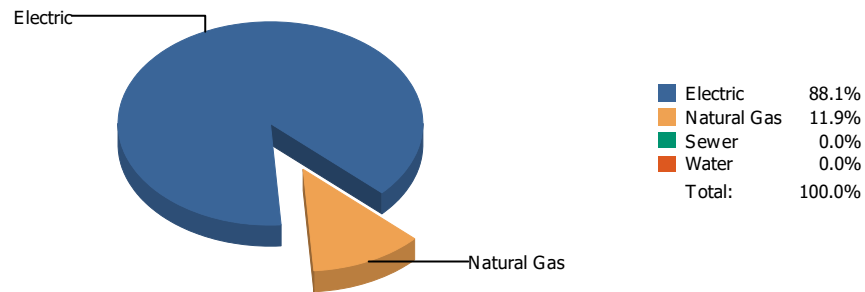
Electric



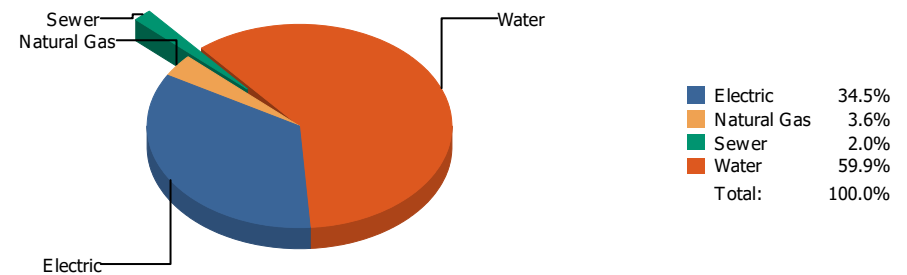
■ Electric 100.0%
Total: 100.0%

Commodity	Common Use	Energy Use	Energy Use / Area	Total Cost	Cost / Unit	Cost / Area
Place: [SCHUSTER] SCHUSTER 140 [BUILDING] Area: 34,371 SqFt Billing Period: Sep 2021						
ELECTRIC	335.00 kWh	1,143 KBtu	0.033 KBtu/SqFt	\$294.67	\$0.880 /kWh	\$0.009 /SqFt
Totals:		1,143 KBtu	0.033 KBtu/SqFt	\$294.67		

Energy

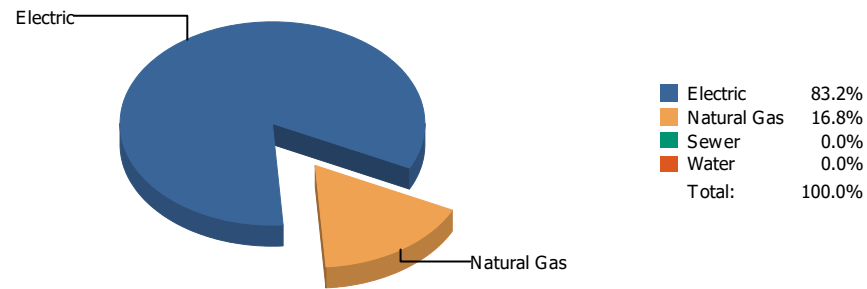


Cost

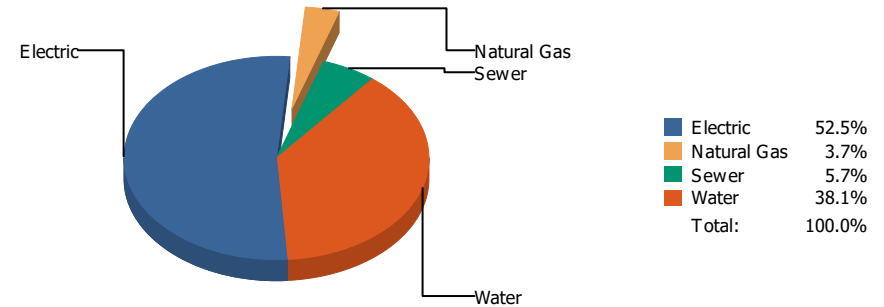


Commodity	Common Use	Energy Use	Energy Use / Area	Total Cost	Cost / Unit	Cost / Area
Place: [STANTON] STANTON 141 [BUILDING]						
Area: 75,957 SqFt						
Billing Period: Sep 2021						
ELECTRIC	29,408.00 kWh	100,340 KBtu	1.321 KBtu/SqFt	\$4,544.12	\$0.155 /kWh	\$0.060 /SqFt
NATURALGAS	132.00 CCF	13,596 KBtu	0.179 KBtu/SqFt	\$470.58	\$3.565 /CCF	\$0.006 /SqFt
SEWER	30.00 CCF			\$259.63	\$8.654 /CCF	\$0.003 /SqFt
WATER	1,060.00 CCF			\$7,886.45	\$7.440 /CCF	\$0.104 /SqFt
Totals:		113,936 KBtu	1.500 KBtu/SqFt	\$13,160.78		

Energy

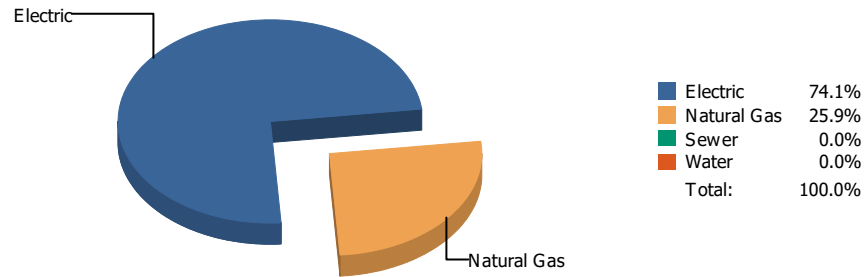


Cost

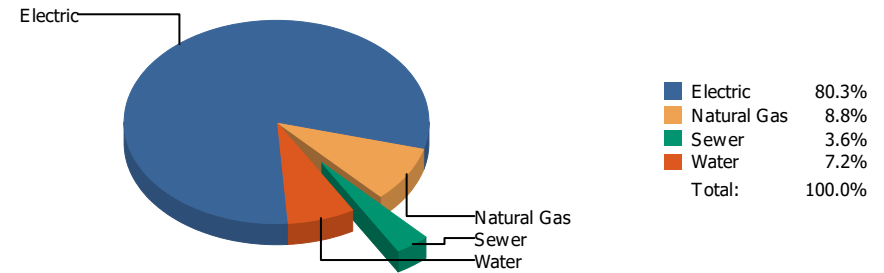


Commodity	Common Use	Energy Use	Energy Use / Area	Total Cost	Cost / Unit	Cost / Area
Place: [SUNRISEMOUNT] SUNRISE MOUNTAIN ELEMENTARY 150 [BUILDING]						
Area: 78,368 SqFt						
Billing Period: Sep 2021						
ELECTRIC	36,330.00 kWh	123,958 KBtu	1.582 KBtu/SqFt	\$4,822.80	\$0.133 /kWh	\$0.061 /SqFt
NATURALGAS	243.00 CCF	25,029 KBtu	0.319 KBtu/SqFt	\$343.66	\$1.414 /CCF	\$0.004 /SqFt
SEWER	32.00 CCF			\$523.45	\$16.358 /CCF	\$0.007 /SqFt
WATER	509.00 CCF			\$3,495.43	\$6.867 /CCF	\$0.045 /SqFt
Totals:		148,987 KBtu	1.901 KBtu/SqFt	\$9,185.34		

Energy

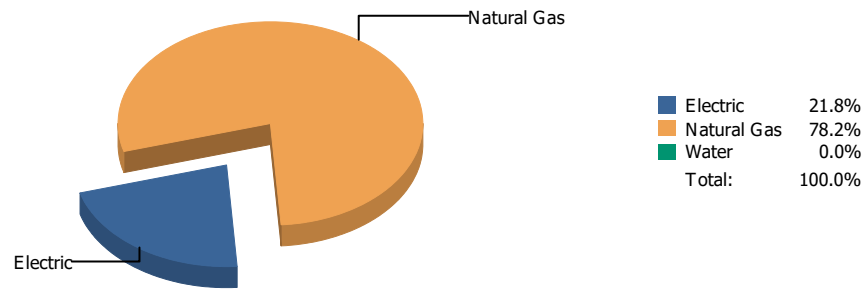


Cost

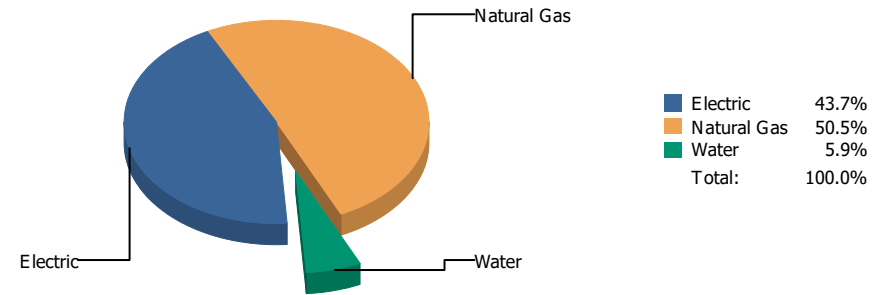


Commodity	Common Use	Energy Use	Energy Use / Area	Total Cost	Cost / Unit	Cost / Area
Place: [SUNSET-HIGH_1] SUNSET HIGH SCHOOL [BUILDING]						
Area: 33,263 SqFt						
Billing Period: Sep 2021						
ELECTRIC	33,960.00 kWh	115,872 KBtu	3.483 KBtu/SqFt	\$3,965.67	\$0.117 /kWh	\$0.119 /SqFt
NATURALGAS	394.00 CCF	40,582 KBtu	1.220 KBtu/SqFt	\$436.30	\$1.107 /CCF	\$0.013 /SqFt
SEWER	32.00 CCF			\$178.29	\$5.572 /CCF	\$0.005 /SqFt
WATER	73.00 CCF			\$358.02	\$4.904 /CCF	\$0.011 /SqFt
Totals:		156,454 KBtu	4.704 KBtu/SqFt	\$4,938.28		

Energy

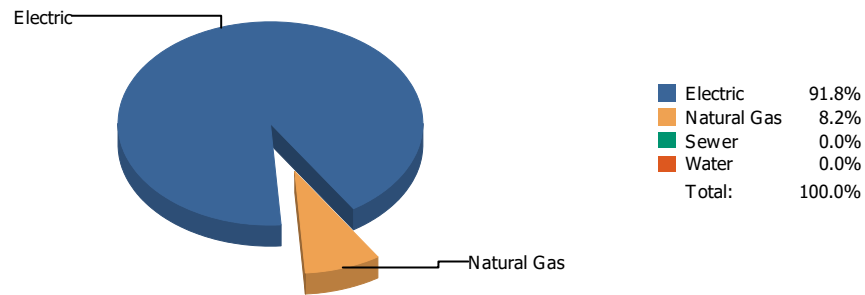


Cost

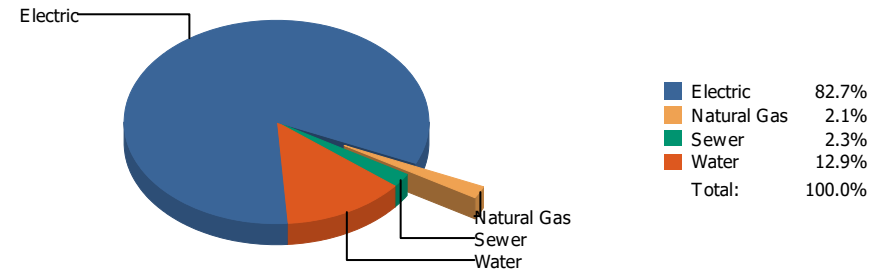


Commodity	Common Use	Energy Use	Energy Use / Area	Total Cost	Cost / Unit	Cost / Area
Place: [TERRACE] TERRACE HILLS 048 [BUILDING]						
Area: 138,021 SqFt						
Billing Period: Sep 2021						
ELECTRIC	4,500.00 kWh	15,354 KBtu	0.111 KBtu/SqFt	\$451.36	\$0.100 /kWh	\$0.003 /SqFt
NATURALGAS	535.00 CCF	55,105 KBtu	0.399 KBtu/SqFt	\$521.64	\$0.975 /CCF	\$0.004 /SqFt
WATER	0.00 CCF			\$60.68	\$0.000 /CCF	\$0.000 /SqFt
Totals:		70,459 KBtu	0.510 KBtu/SqFt	\$1,033.68		

Energy

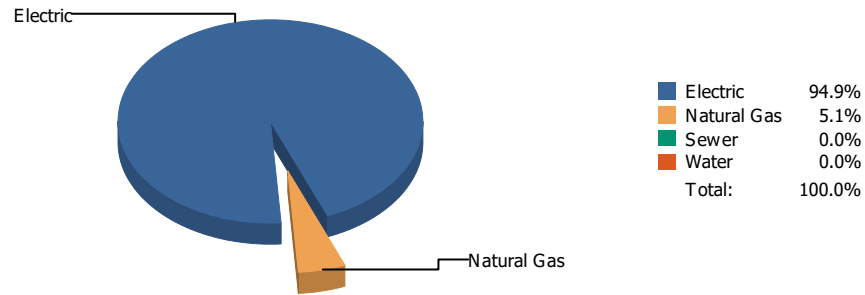


Cost

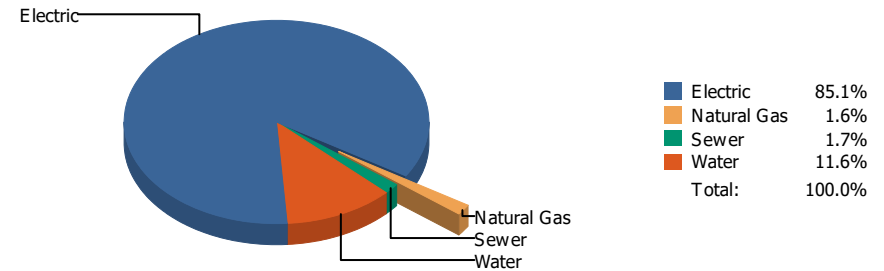


Commodity	Common Use	Energy Use	Energy Use / Area	Total Cost	Cost / Unit	Cost / Area
Place: [TIPPENELEMENTARY] TIPPIN ELEMENTARY 168 [BUILDING]						
Area: 88,360 SqFt						
Billing Period: Sep 2021						
ELECTRIC	109,200.00 kWh	372,590 KBtu	4.217 KBtu/SqFt	\$15,418.18	\$0.141 /kWh	\$0.174 /SqFt
NATURALGAS	321.00 CCF	33,063 KBtu	0.374 KBtu/SqFt	\$391.16	\$1.219 /CCF	\$0.004 /SqFt
SEWER	85.00 CCF			\$425.48	\$5.006 /CCF	\$0.005 /SqFt
WATER	462.00 CCF			\$2,413.90	\$5.225 /CCF	\$0.027 /SqFt
Totals:		405,653 KBtu	4.591 KBtu/SqFt	\$18,648.72		

Energy

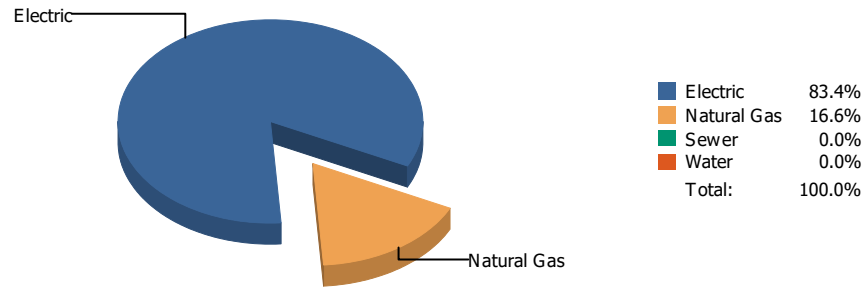


Cost

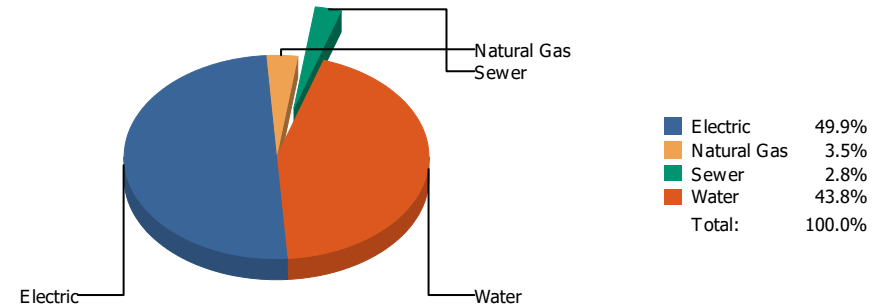


Commodity	Common Use	Energy Use	Energy Use / Area	Total Cost	Cost / Unit	Cost / Area
Place: [TOMLEA_2] TOM LEA 178 [BUILDING]						
Area: 88,828 SqFt						
Billing Period: Sep 2021						
ELECTRIC	126,000.00 kWh	429,912 KBtu	4.840 KBtu/SqFt	\$17,428.96	\$0.138 /kWh	\$0.196 /SqFt
NATURALGAS	225.00 CCF	23,175 KBtu	0.261 KBtu/SqFt	\$332.62	\$1.478 /CCF	\$0.004 /SqFt
SEWER	50.00 CCF			\$348.48	\$6.970 /CCF	\$0.004 /SqFt
WATER	427.00 CCF			\$2,370.23	\$5.551 /CCF	\$0.027 /SqFt
Totals:		453,087 KBtu	5.101 KBtu/SqFt	\$20,480.29		

Energy

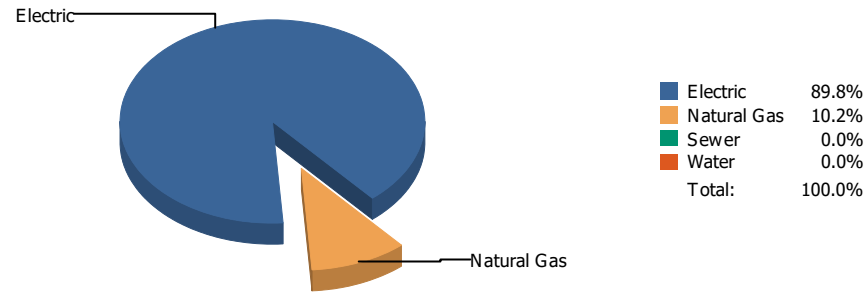


Cost

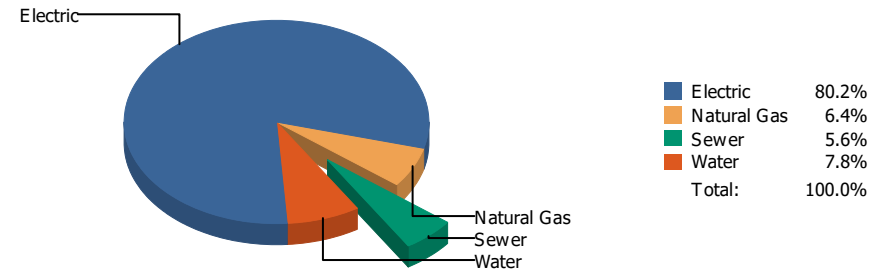


Commodity	Common Use	Energy Use	Energy Use / Area	Total Cost	Cost / Unit	Cost / Area
Place: [TRAVIS] TRAVIS 143 [BUILDING] Area: 78,925 SqFt Billing Period: Sep 2021						
ELECTRIC	31,324.00 kWh	106,877 KBtu	1.354 KBtu/SqFt	\$4,577.06	\$0.146 /kWh	\$0.058 /SqFt
NATURALGAS	207.00 CCF	21,321 KBtu	0.270 KBtu/SqFt	\$321.58	\$1.554 /CCF	\$0.004 /SqFt
SEWER	29.00 CCF			\$257.43	\$8.877 /CCF	\$0.003 /SqFt
WATER	826.00 CCF			\$4,016.12	\$4.862 /CCF	\$0.051 /SqFt
Totals:		128,198 KBtu	1.624 KBtu/SqFt	\$9,172.19		

Energy

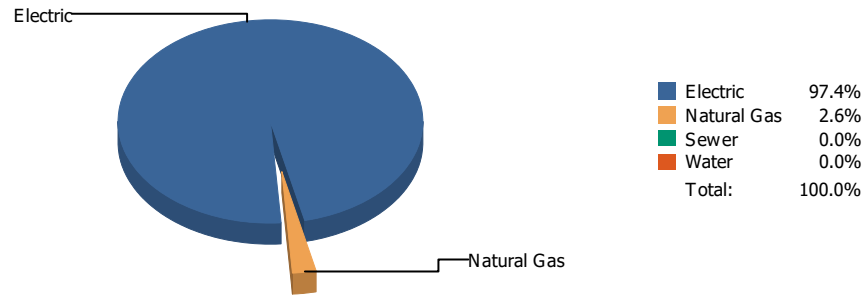


Cost

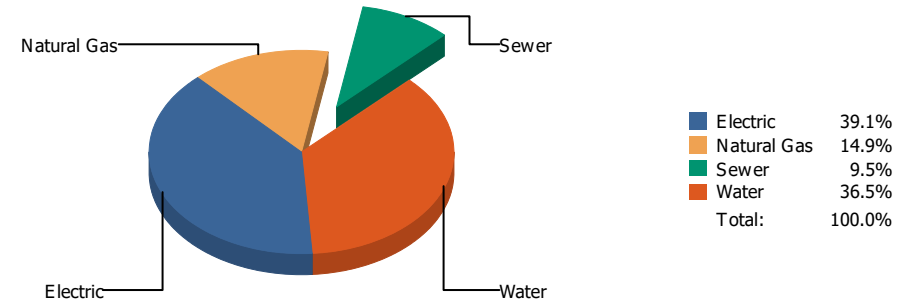


Commodity	Common Use	Energy Use	Energy Use / Area	Total Cost	Cost / Unit	Cost / Area
Place: [VILAS] VILAS 144 [BUILDING] Area: 66,992 SqFt Billing Period: Sep 2021						
ELECTRIC	61,954.00 kWh	211,387 KBtu	3.155 KBtu/SqFt	\$9,074.37	\$0.146 /kWh	\$0.135 /SqFt
NATURALGAS	233.00 CCF	23,999 KBtu	0.358 KBtu/SqFt	\$727.18	\$3.121 /CCF	\$0.011 /SqFt
SEWER	92.00 CCF			\$633.96	\$6.891 /CCF	\$0.009 /SqFt
WATER	165.00 CCF			\$877.24	\$5.317 /CCF	\$0.013 /SqFt
Totals:		235,386 KBtu	3.514 KBtu/SqFt	\$11,312.75		

Energy



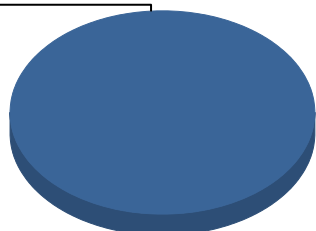
Cost



Commodity	Common Use	Energy Use	Energy Use / Area	Total Cost	Cost / Unit	Cost / Area
Place: [WAINWRIG] WAINWRIGHT 145 [BUILDING] Area: 38,227 SqFt Billing Period: Sep 2021						
ELECTRIC	10,267.00 kWh	35,031 KBtu	0.916 KBtu/SqFt	\$1,040.46	\$0.101 /kWh	\$0.027 /SqFt
NATURALGAS	9.00 CCF	927 KBtu	0.024 KBtu/SqFt	\$395.02	\$43.891 /CCF	\$0.010 /SqFt
SEWER	12.00 CCF			\$253.18	\$21.098 /CCF	\$0.007 /SqFt
WATER	147.00 CCF			\$971.30	\$6.607 /CCF	\$0.025 /SqFt
Totals:		35,958 KBtu	0.941 KBtu/SqFt	\$2,659.96		

Energy

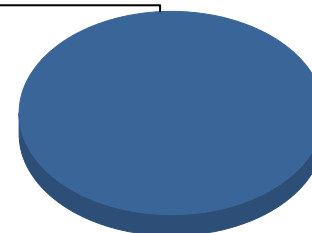
Electric



■ Electric 100.0%
Total: 100.0%

Cost

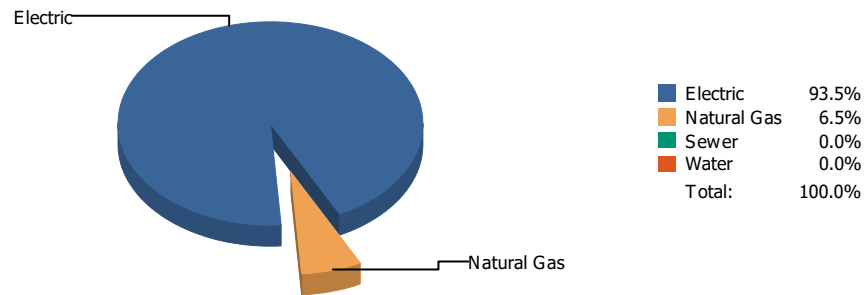
Electric



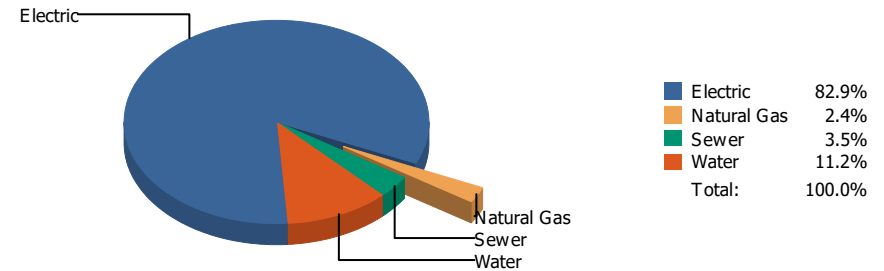
■ Electric 100.0%
Total: 100.0%

Commodity	Common Use	Energy Use	Energy Use / Area	Total Cost	Cost / Unit	Cost / Area
Place: [WESTSIDE] WESTSIDE TRANSPORTATION 951 [BUILDING]						
Area: 4,040 SqFt						
Billing Period: Sep 2021						
ELECTRIC	3,376.00 kWh	11,519 KBtu	2.851 KBtu/SqFt	\$425.07	\$0.126 /kWh	\$0.105 /SqFt
Totals:		11,519 KBtu	2.851 KBtu/SqFt	\$425.07		

Energy

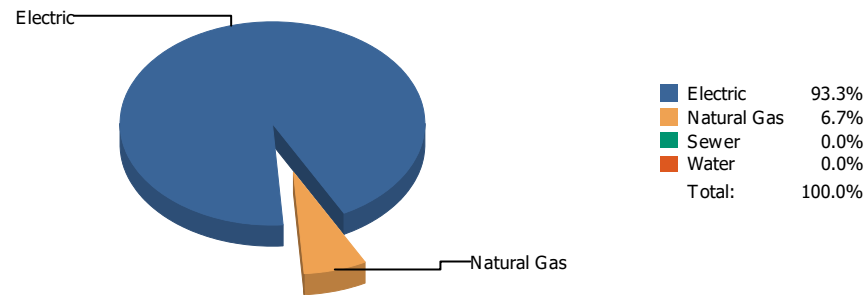


Cost

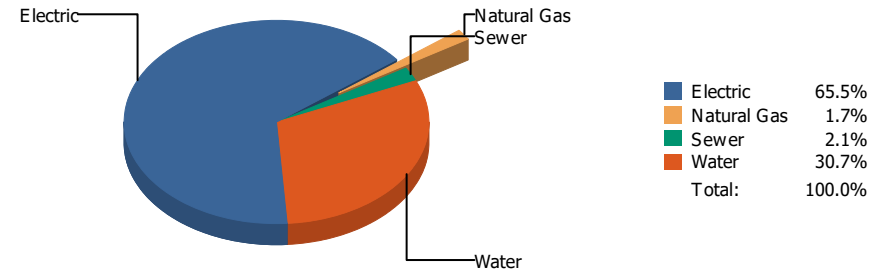


Commodity	Common Use	Energy Use	Energy Use / Area	Total Cost	Cost / Unit	Cost / Area
Place: [W-HILLS] WESTERN HILLS 146 [BUILDING]						
Area: 77,753 SqFt						
Billing Period: Sep 2021						
ELECTRIC	66,720.00 kWh	227,649 KBtu	2.928 KBtu/SqFt	\$9,841.90	\$0.148 /kWh	\$0.127 /SqFt
NATURALGAS	153.00 CCF	15,759 KBtu	0.203 KBtu/SqFt	\$288.52	\$1.886 /CCF	\$0.004 /SqFt
SEWER	20.00 CCF			\$411.31	\$20.566 /CCF	\$0.005 /SqFt
WATER	426.00 CCF			\$1,335.01	\$3.134 /CCF	\$0.017 /SqFt
Totals:		243,408 KBtu	3.131 KBtu/SqFt	\$11,876.74		

Energy

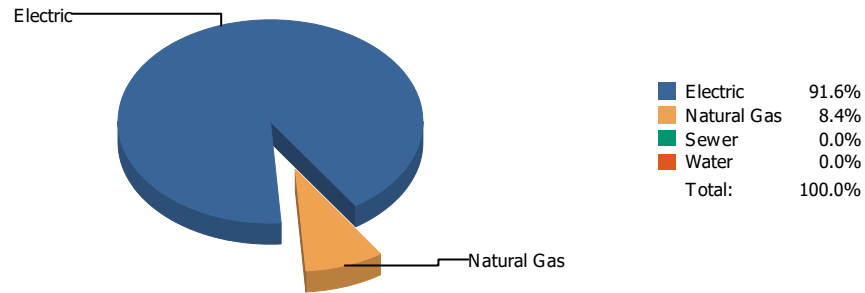


Cost

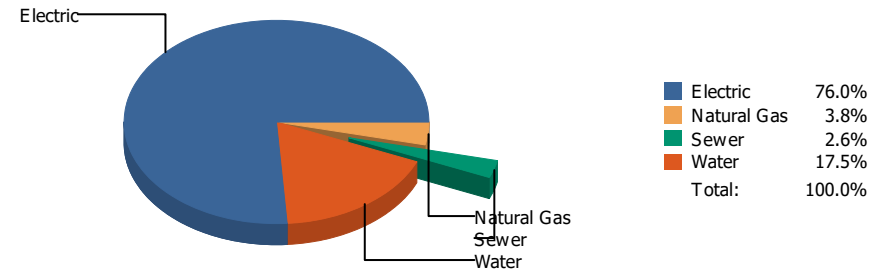


Commodity	Common Use	Energy Use	Energy Use / Area	Total Cost	Cost / Unit	Cost / Area
Place: [WHITAKER] WHITAKER 153 [BUILDING]						
Area: 89,458 SqFt						
Billing Period: Sep 2021						
ELECTRIC	88,200.00 kWh	300,938 KBtu	3.364 KBtu/SqFt	\$12,198.44	\$0.138 /kWh	\$0.136 /SqFt
NATURALGAS	209.00 CCF	21,527 KBtu	0.241 KBtu/SqFt	\$322.81	\$1.545 /CCF	\$0.004 /SqFt
SEWER	20.00 CCF			\$390.37	\$19.519 /CCF	\$0.004 /SqFt
WATER	1,701.00 CCF			\$5,712.23	\$3.358 /CCF	\$0.064 /SqFt
Totals:		322,465 KBtu	3.605 KBtu/SqFt	\$18,623.85		

Energy

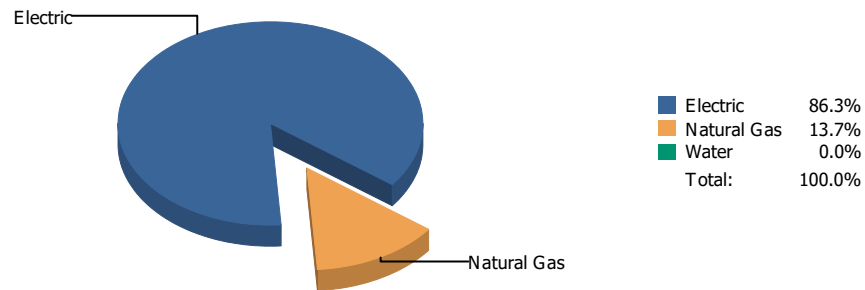


Cost

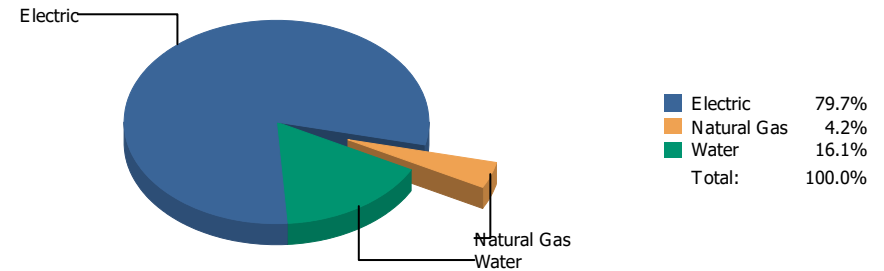


Commodity	Common Use	Energy Use	Energy Use / Area	Total Cost	Cost / Unit	Cost / Area
Place: [WHITE] ZACH WHITE ELEMENTARY NEW-1997 [BUILDING]						
Area: 92,458 SqFt						
Billing Period: Sep 2021						
ELECTRIC	67,200.00 kWh	229,286 KBtu	2.480 KBtu/SqFt	\$10,231.53	\$0.152 /kWh	\$0.111 /SqFt
NATURALGAS	203.00 CCF	20,909 KBtu	0.226 KBtu/SqFt	\$514.04	\$2.532 /CCF	\$0.006 /SqFt
SEWER	64.00 CCF			\$356.58	\$5.572 /CCF	\$0.004 /SqFt
WATER	572.00 CCF			\$2,362.42	\$4.130 /CCF	\$0.025 /SqFt
Totals:		250,195 KBtu	2.706 KBtu/SqFt	\$13,464.57		

Energy



Cost



Commodity	Common Use	Energy Use	Energy Use / Area	Total Cost	Cost / Unit	Cost / Area
Place: [WIGGS] WIGGS 052 [BUILDING] Area: 110,689 SqFt Billing Period: Sep 2021						
ELECTRIC	56,320.00 kWh	192,164 KBtu	1.736 KBtu/SqFt	\$7,120.07	\$0.126 /kWh	\$0.064 /SqFt
NATURALGAS	295.00 CCF	30,385 KBtu	0.275 KBtu/SqFt	\$375.51	\$1.273 /CCF	\$0.003 /SqFt
WATER	357.00 CCF			\$1,443.16	\$4.042 /CCF	\$0.013 /SqFt
Totals:		222,549 KBtu	2.011 KBtu/SqFt	\$8,938.74		

Energy

Electric



■ Electric 100.0%
 ■ Natural Gas 0.0%
 Total: 100.0%

Cost

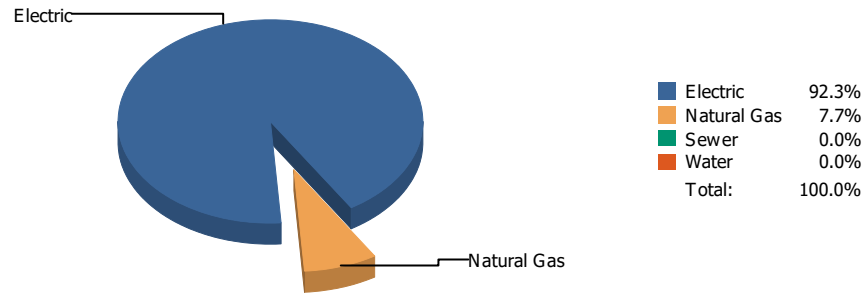
Electric



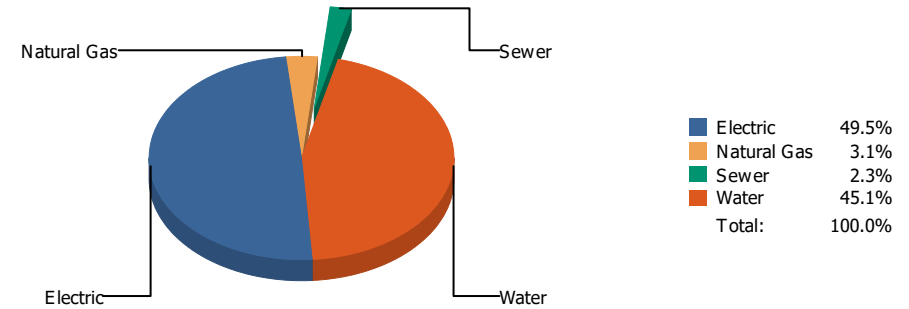
■ Electric 61.6%
 ■ Natural Gas 38.4%
 Total: 100.0%

Commodity	Common Use	Energy Use	Energy Use / Area	Total Cost	Cost / Unit	Cost / Area
Place: [ZANEGREYWAREHOUSE] ZANE GREY WAREHOUSE [BUILDING]						
Area: 0 SqFt						
Billing Period: Sep 2021						
ELECTRIC	856.00 kWh	2,921 KBtu		\$312.05	\$0.365 /kWh	
NATURALGAS	0.00 CCF	0 KBtu		\$194.75	\$0.000 /CCF	
Totals:		2,921 KBtu		\$506.80		

Energy



Cost



Commodity	Common Use	Energy Use	Energy Use / Area	Total Cost	Cost / Unit	Cost / Area
Place: [ZAVALA] ZAVALA 148 [BUILDING]						
Area: 53,356 SqFt						
Billing Period: Sep 2021						
ELECTRIC	30,608.00 kWh	104,434 KBtu	1.957 KBtu/SqFt	\$3,881.72	\$0.127 /kWh	\$0.073 /SqFt
NATURALGAS	85.00 CCF	8,755 KBtu	0.164 KBtu/SqFt	\$246.83	\$2.904 /CCF	\$0.005 /SqFt
SEWER	32.00 CCF			\$178.29	\$5.572 /CCF	\$0.003 /SqFt
WATER	541.00 CCF			\$3,534.25	\$6.533 /CCF	\$0.066 /SqFt
Totals:		113,189 KBtu	2.121 KBtu/SqFt	\$7,841.09		

Requested by: eagarci2

Client version:

Report version: 9

Filters: Meters in Building Name: Not one of ZACH WHITE MODULAR SCHOOL 147;START SCHOOL EARLY 1 DAY VALUE;STADIUM RATE CHANGES;SKY PARK IB1;SKY PARK I 200;SKY PARK;ROOSEVELT 137;REMCON COTTAGES;PARKDALE COTTAGES 957;NORTHEAST BOOK DEPOSITORY 814;NEW COMPUTERS SINCE JUNE 1990;Lighting;HERCULES COTTAGES 141A;CANYON HILLS PORTABLES;Butterfield Trail Warehouse;BRANON COTTAGES 955 ;BLUE FLAME BLDG.;BARCELONA COTTAGES;ALL REFUNDS AND REBATES; ; Bill is Void Equals 0; Account is Active Equals 1; Bill is from External Vendor Equals 1; ; Billing Period Equals Sep 2021

Record count: 0