

el Paso

Energy CAP

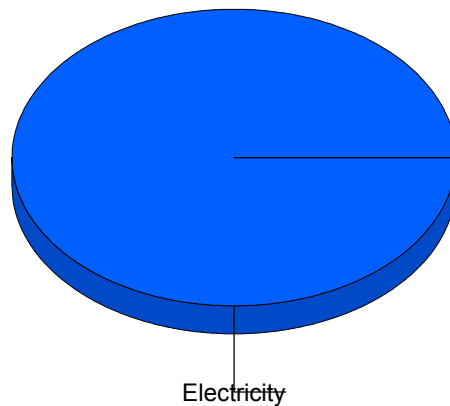
Cost Avoidance Program

Cost Summary Graph

Grouped by Energy Type

Energy Type	Use	Units	Meter Cost	Special Charges	Total Cost	Avg Unit Cost	% of Total Cost
Site: ALAMO ELEMENTARY SCH - ALAMO ELEMENTARY SCH							
Electricity		5,500 KWH	\$742.47	\$0.00	\$742.47	0.1350	100.00%
Total Cost:			\$742.47	\$0.00	\$742.47		

For ALAMO
ELEMENTARY
SCH



■ Electricity	100.0%
Total:	100.0%

Filters: Cost Center Name Not Equal To DoNotReport; Billing Period Equal To 201607All Meter CodesAll Group Names

elpaso

Energy CAP

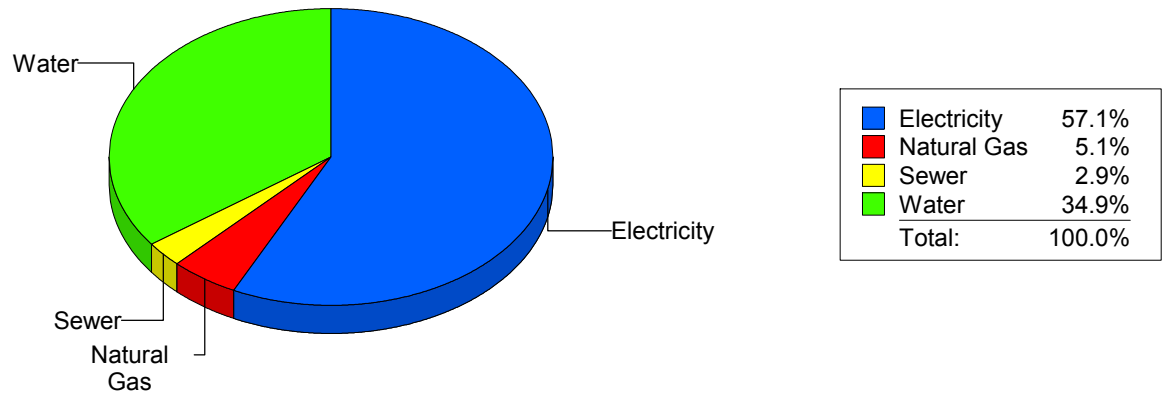
Cost Avoidance Program

Cost Summary Graph

Grouped by Energy Type

Energy Type	Use	Units	Meter Cost	Special Charges	Total Cost	Avg Unit Cost	% of Total Cost
Site: ALTA VISTA ELEMENTAR - ALTA VISTA ELEMENTAR							
Electricity	39,000	KWH	\$4,214.91	\$0.00	\$4,214.91	0.1081	57.11%
Natural Gas	281	CCF	\$375.44	\$0.00	\$375.44	1.3361	5.09%
Water	513	CCF	\$2,577.02	\$0.00	\$2,577.02	5.0234	34.92%
Sewer	80	CCF	\$212.71	\$0.00	\$212.71	2.6589	2.88%
Total Cost:			\$7,380.08	\$0.00	\$7,380.08		

For ALTA
VISTA
ELEMENTAR



Filters: Cost Center Name Not Equal To DoNotReport; Billing Period Equal To 201607All Meter CodesAll Group Names

elpaso

Energy CAP

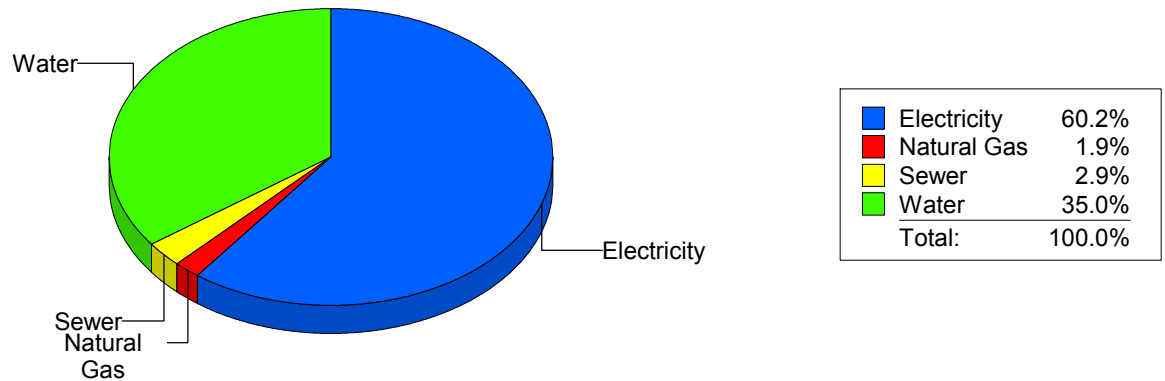
Cost Avoidance Program

Cost Summary Graph

Grouped by Energy Type

Energy Type	Use	Units	Meter Cost	Special Charges	Total Cost	Avg Unit Cost	% of Total Cost
Site: ANDRESS HIGH SCHOOL - ANDRESS HIGH SCHOOL							
Electricity	148,507	KWH	\$20,344.05	\$0.00	\$20,344.05	0.1370	60.22%
Natural Gas	569	CCF	\$646.72	\$0.00	\$646.72	1.1366	1.91%
Water	2,568	CCF	\$11,822.19	\$0.00	\$11,822.19	4.6037	35.00%
Sewer	479	CCF	\$968.77	\$0.00	\$968.77	2.0225	2.87%
Total Cost:			\$33,781.73	\$0.00	\$33,781.73		

For ANDRESS
HIGH SCHOOL



Filters: Cost Center Name Not Equal To DoNotReport; Billing Period Equal To 201607All Meter CodesAll Group Names

elpaso

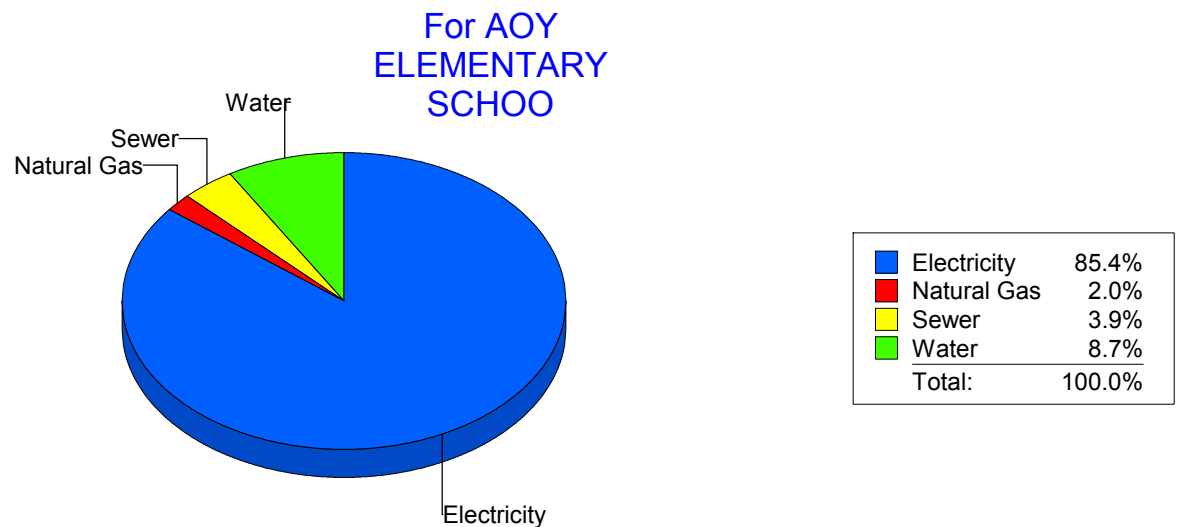
Energy CAP

Cost Avoidance Program

Cost Summary Graph

Grouped by Energy Type

Energy Type	Use	Units	Meter Cost	Special Charges	Total Cost	Avg Unit Cost	% of Total Cost
Site: AOY ELEMENTARY SCHOO - AOY ELEMENTARY SCHOO							
Electricity	48,022	KWH	\$10,893.16	\$0.00	\$10,893.16	0.2268	85.44%
Natural Gas	49	CCF	\$255.67	\$0.00	\$255.67	5.2178	2.01%
Water	160	CCF	\$1,102.91	\$0.00	\$1,102.91	6.8932	8.65%
Sewer	96	CCF	\$497.35	\$0.00	\$497.35	5.1807	3.90%
Total Cost:			\$12,749.09	\$0.00	\$12,749.09		



Filters: Cost Center Name Not Equal To DoNotReport; Billing Period Equal To 201607All Meter CodesAll Group Names

elpaso

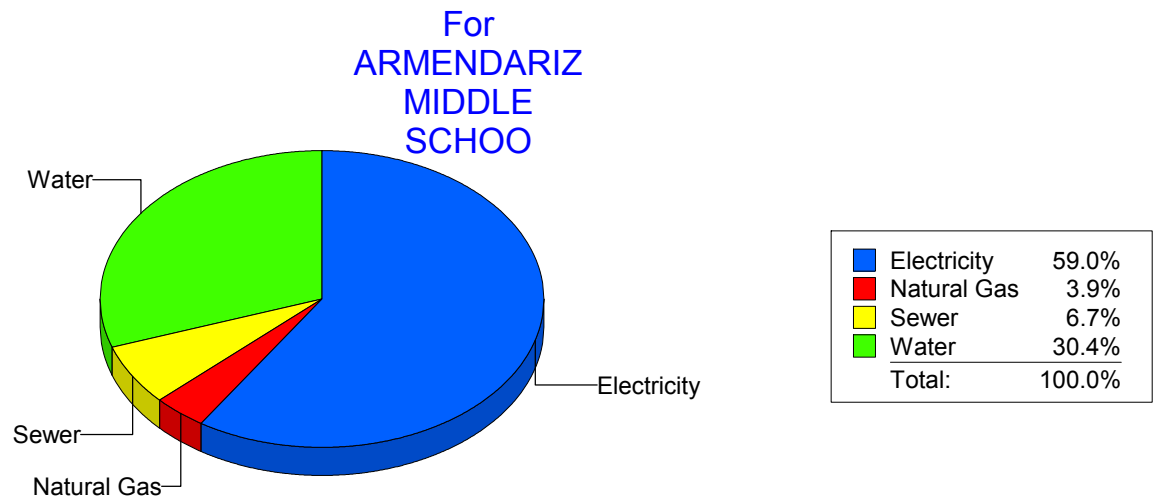
Energy CAP

Cost Avoidance Program

Cost Summary Graph

Grouped by Energy Type

Energy Type	Use	Units	Meter Cost	Special Charges	Total Cost	Avg Unit Cost	% of Total Cost
Site: ARMENDARIZ MIDDLE SCHOO - ARMENDARIZ MIDDLE SCHOO							
Electricity	117,000	KWH	\$5,624.73	\$0.00	\$5,624.73	0.0481	59.04%
Natural Gas	495	CCF	\$374.17	\$0.00	\$374.17	0.7559	3.93%
Water	1,119	CCF	\$2,894.12	\$0.00	\$2,894.12	2.5863	30.38%
Sewer	218	CCF	\$634.50	\$0.00	\$634.50	2.9106	6.66%
Total Cost:			\$9,527.52	\$0.00	\$9,527.52		



Filters: Cost Center Name Not Equal To DoNotReport; Billing Period Equal To 201607All Meter CodesAll Group Names

elpaso

Energy CAP

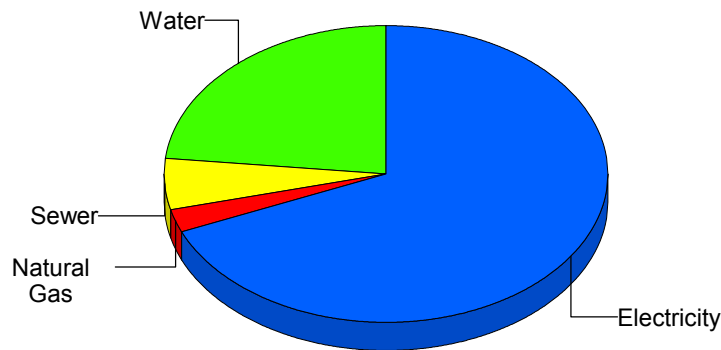
Cost Avoidance Program

Cost Summary Graph

Grouped by Energy Type

Energy Type	Use	Units	Meter Cost	Special Charges	Total Cost	Avg Unit Cost	% of Total Cost
Site: AUSTIN HIGH SCHOOL - AUSTIN HIGH SCHOOL							
Electricity	153,240	KWH	\$18,089.98	\$0.00	\$18,089.98	0.1180	68.73%
Natural Gas	530	CCF	\$625.47	\$0.00	\$625.47	1.1801	2.38%
Water	1,548	CCF	\$6,108.80	\$0.00	\$6,108.80	3.9463	23.21%
Sewer	475	CCF	\$1,494.77	\$0.00	\$1,494.77	3.1469	5.68%
Total Cost:			\$26,319.02	\$0.00	\$26,319.02		

For AUSTIN
HIGH SCHOOL



Electricity	68.7%
Natural Gas	2.4%
Sewer	5.7%
Water	23.2%
Total:	100.0%

Filters: Cost Center Name Not Equal To DoNotReport; Billing Period Equal To 201607All Meter CodesAll Group Names

elpaso

Energy CAP

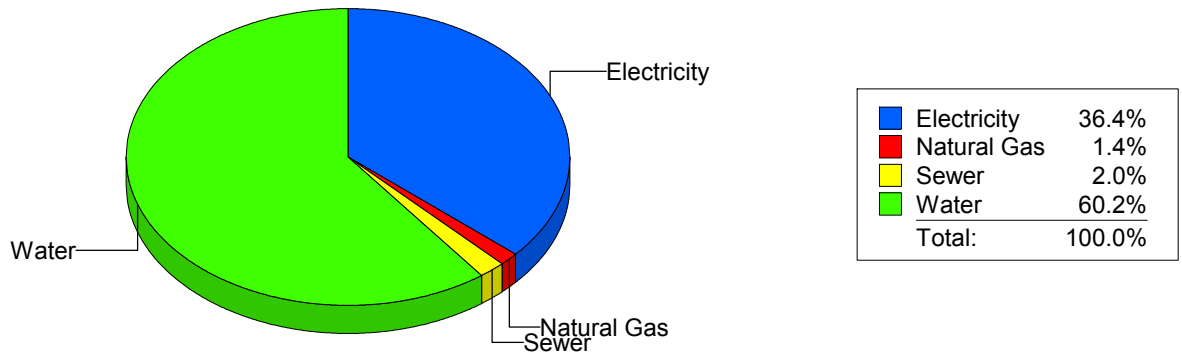
Cost Avoidance Program

Cost Summary Graph

Grouped by Energy Type

Energy Type	Use	Units	Meter Cost	Special Charges	Total Cost	Avg Unit Cost	% of Total Cost
Site: BARRON - BARRON							
Electricity	35,599	KWH	\$8,025.49	\$0.00	\$8,025.49	0.2254	36.38%
Natural Gas	147	CCF	\$302.65	\$0.00	\$302.65	2.0588	1.37%
Water	290	CCF	\$13,282.29	\$0.00	\$13,282.29	45.8010	60.22%
Sewer	86	CCF	\$446.84	\$0.00	\$446.84	5.1958	2.03%
Total Cost:			\$22,057.27	\$0.00	\$22,057.27		

For BARRON



Filters: Cost Center Name Not Equal To DoNotReport; Billing Period Equal To 201607All Meter CodesAll Group Names

elpaso

Energy CAP

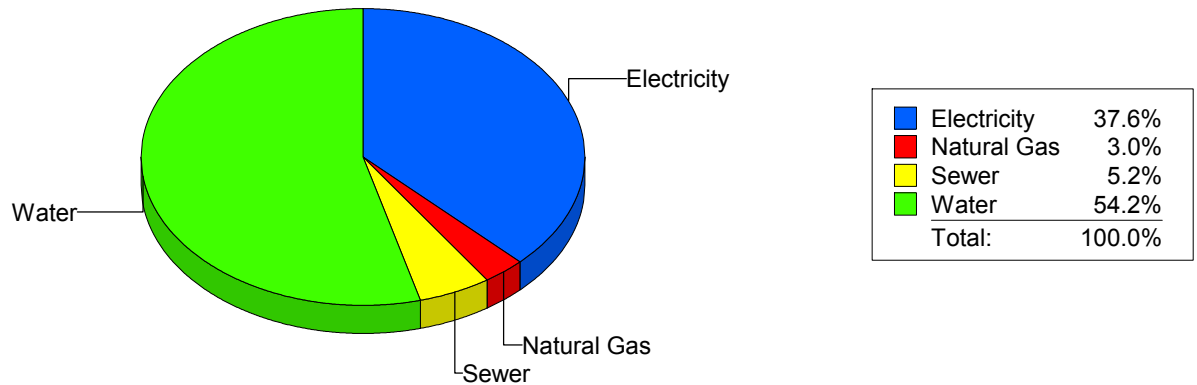
Cost Avoidance Program

Cost Summary Graph

Grouped by Energy Type

Energy Type	Use	Units	Meter Cost	Special Charges	Total Cost	Avg Unit Cost	% of Total Cost
Site: BASSET MIDDLE SCHOOL - BASSET MIDDLE SCHOOL							
Electricity	30,623	KWH	\$3,928.50	\$0.00	\$3,928.50	0.1283	37.59%
Natural Gas	172	CCF	\$316.22	\$0.00	\$316.22	1.8385	3.03%
Water	1,358	CCF	\$5,659.66	\$0.00	\$5,659.66	4.1676	54.16%
Sewer	223	CCF	\$546.37	\$0.00	\$546.37	2.4501	5.23%
Total Cost:			\$10,450.75	\$0.00	\$10,450.75		

For BASSET
MIDDLE
SCHOOL



Filters: Cost Center Name Not Equal To DoNotReport; Billing Period Equal To 201607All Meter CodesAll Group Names

el Paso

Energy CAP

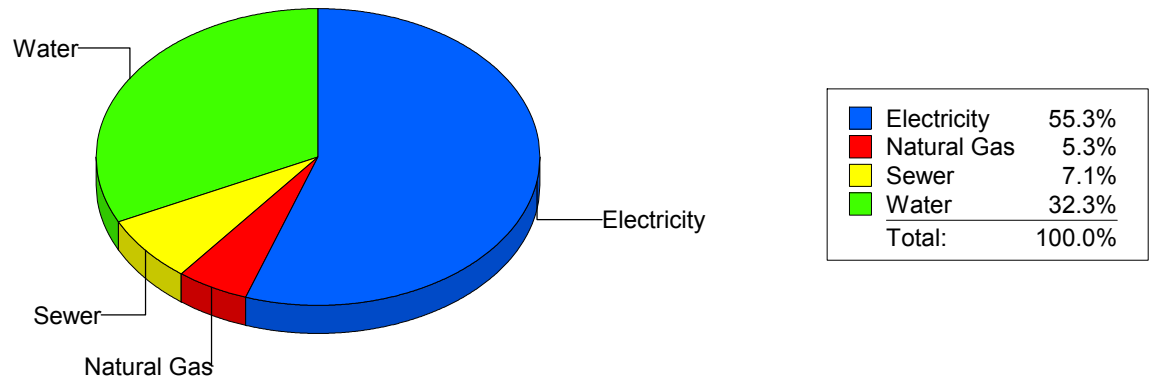
Cost Avoidance Program

Cost Summary Graph

Grouped by Energy Type

Energy Type	Use	Units	Meter Cost	Special Charges	Total Cost	Avg Unit Cost	% of Total Cost
Site: BEALL ELEMENTARY SCH - BEALL ELEMENTARY SCH							
Electricity	20,091	KWH	\$2,763.21	\$0.00	\$2,763.21	0.1375	55.33%
Natural Gas	70	CCF	\$264.50	\$0.00	\$264.50	3.7786	5.30%
Water	405	CCF	\$1,611.57	\$0.00	\$1,611.57	3.9792	32.27%
Sewer	107	CCF	\$354.97	\$0.00	\$354.97	3.3175	7.11%
Total Cost:			\$4,994.25	\$0.00	\$4,994.25		

For BEALL
ELEMENTARY
SCH



Filters: Cost Center Name Not Equal To DoNotReport; Billing Period Equal To 201607All Meter CodesAll Group Names

elpaso

Energy CAP

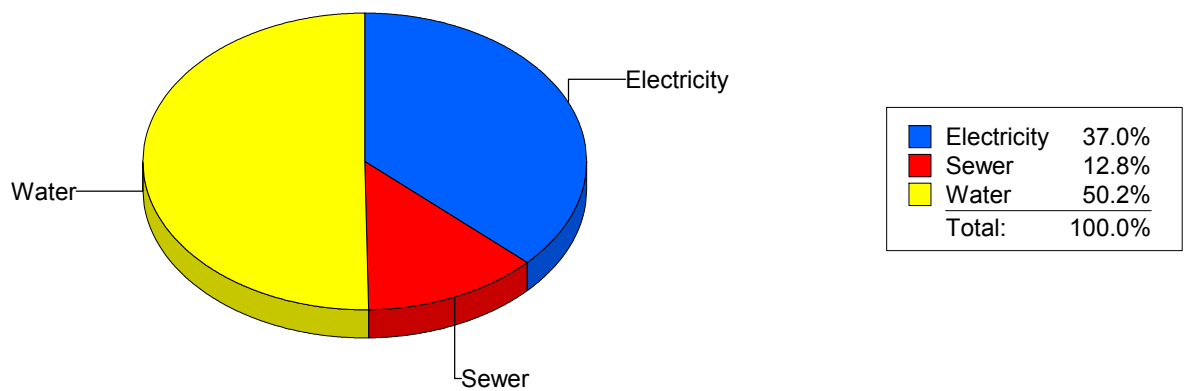
Cost Avoidance Program

Cost Summary Graph

Grouped by Energy Type

Energy Type	Use	Units	Meter Cost	Special Charges	Total Cost	Avg Unit Cost	% of Total Cost
Site: BLISS ELEMENTARY - BLISS ELEMENTARY							
Electricity	8,878	KWH	\$1,311.09	\$0.00	\$1,311.09	0.1477	36.97%
Water	508	CCF	\$1,781.49	\$0.00	\$1,781.49	3.5069	50.23%
Sewer	167	CCF	\$453.97	\$0.00	\$453.97	2.7184	12.80%
Total Cost:			\$3,546.55	\$0.00	\$3,546.55		

For BLISS
ELEMENTARY



Filters: Cost Center Name Not Equal To DoNotReport; Billing Period Equal To 201607All Meter CodesAll Group Names

elpaso

Energy CAP

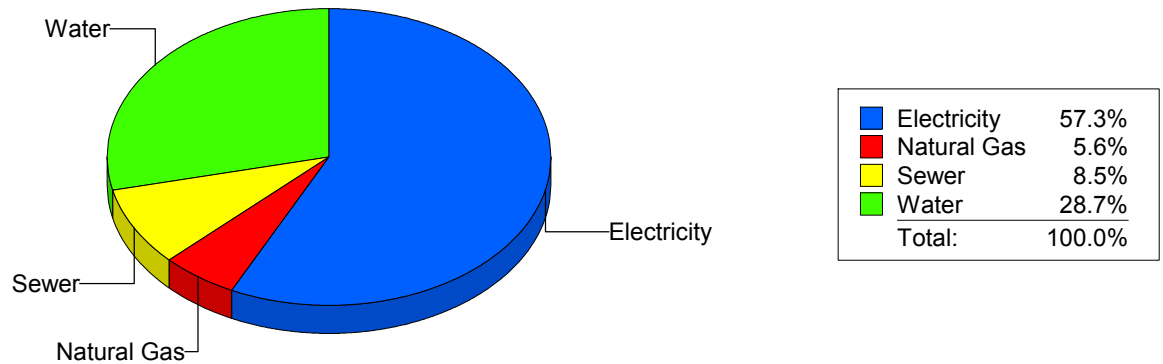
Cost Avoidance Program

Cost Summary Graph

Grouped by Energy Type

Energy Type	Use	Units	Meter Cost	Special Charges	Total Cost	Avg Unit Cost	% of Total Cost
Site: BOND - BOND ELEMENTARY							
Electricity	19,704	KWH	\$2,829.83	\$0.00	\$2,829.83	0.1436	57.28%
Natural Gas	98	CCF	\$276.35	\$0.00	\$276.35	2.8199	5.59%
Water	359	CCF	\$1,416.97	\$0.00	\$1,416.97	3.9470	28.68%
Sewer	96	CCF	\$417.53	\$0.00	\$417.53	4.3493	8.45%
Total Cost:			\$4,940.68	\$0.00	\$4,940.68		

For BOND
ELEMENTARY



Filters: Cost Center Name Not Equal To DoNotReport; Billing Period Equal To 201607All Meter CodesAll Group Names

elpaso

Energy CAP

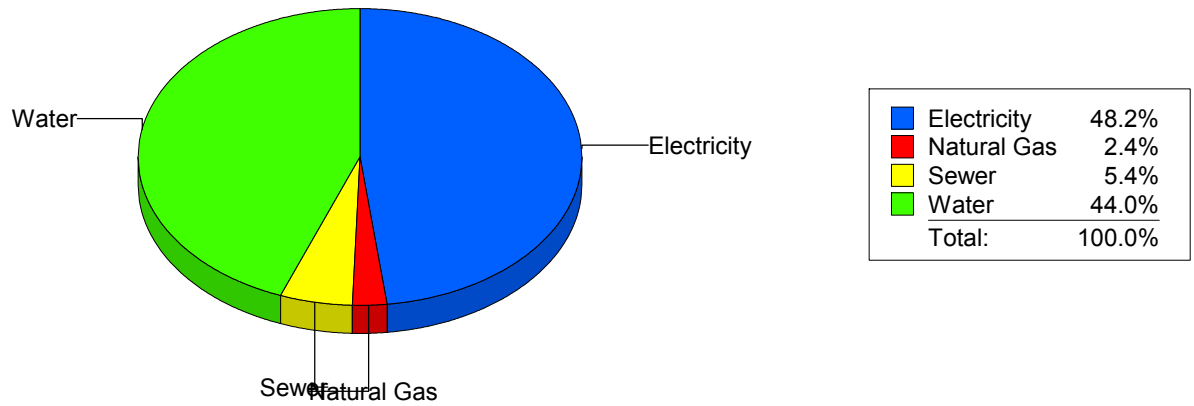
Cost Avoidance Program

Cost Summary Graph

Grouped by Energy Type

Energy Type	Use	Units	Meter Cost	Special Charges	Total Cost	Avg Unit Cost	% of Total Cost
Site: BONHAM ELEMENTARY SC - BONHAM ELEMENTARY SC							
Electricity	20,513	KWH	\$3,368.71	\$0.00	\$3,368.71	0.1642	48.18%
Natural Gas	120	CCF	\$170.45	\$0.00	\$170.45	1.4204	2.44%
Water	662	CCF	\$3,078.34	\$0.00	\$3,078.34	4.6501	44.03%
Sewer	58	CCF	\$374.11	\$0.00	\$374.11	6.4502	5.35%
Total Cost:			\$6,991.61	\$0.00	\$6,991.61		

For BONHAM
ELEMENTARY
SC



Filters: Cost Center Name Not Equal To DoNotReport; Billing Period Equal To 201607All Meter CodesAll Group Names

elpaso

Energy CAP

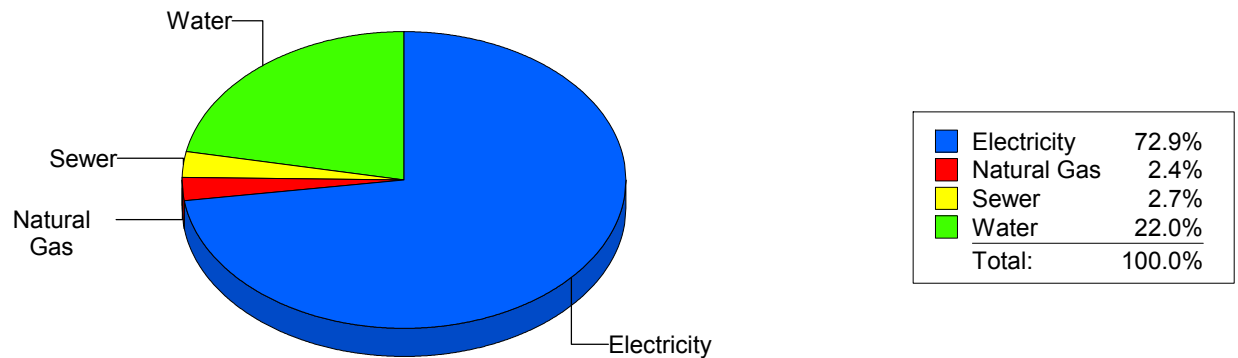
Cost Avoidance Program

Cost Summary Graph

Grouped by Energy Type

Energy Type	Use	Units	Meter Cost	Special Charges	Total Cost	Avg Unit Cost	% of Total Cost
Site: BOWIE HIGH SCHOOL - BOWIE HIGH SCHOOL							
Electricity	266,533	KWH	\$35,223.23	\$0.00	\$35,223.23	0.1322	72.89%
Natural Gas	1,823	CCF	\$1,181.01	\$0.00	\$1,181.01	0.6478	2.44%
Water	5,227	CCF	\$10,620.14	\$0.00	\$10,620.14	2.0318	21.98%
Sewer	463	CCF	\$1,297.88	\$0.00	\$1,297.88	2.8032	2.69%
Total Cost:			\$48,322.26	\$0.00	\$48,322.26		

For BOWIE
HIGH SCHOOL



Filters: Cost Center Name Not Equal To DoNotReport; Billing Period Equal To 201607All Meter CodesAll Group Names

el paso

Energy CAP

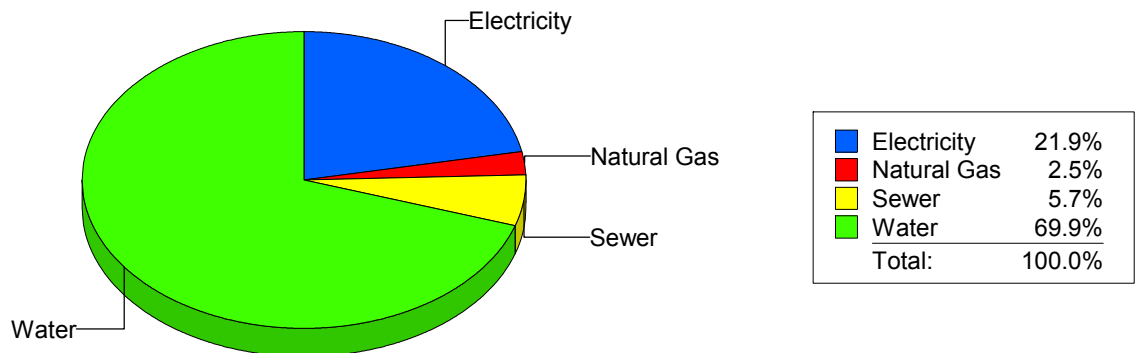
Cost Avoidance Program

Cost Summary Graph

Grouped by Energy Type

Energy Type	Use	Units	Meter Cost	Special Charges	Total Cost	Avg Unit Cost	% of Total Cost
Site: BRADLEY ELEMENTARY - BRADLEY ELEMENTARY							
Electricity	11,900	KWH	\$1,478.10	\$0.00	\$1,478.10	0.1242	21.90%
Natural Gas	116	CCF	\$168.28	\$0.00	\$168.28	1.4507	2.49%
Water	810	CCF	\$4,717.21	\$0.00	\$4,717.21	5.8237	69.88%
Sewer	68	CCF	\$387.00	\$0.00	\$387.00	5.6912	5.73%
Total Cost:			\$6,750.59	\$0.00	\$6,750.59		

For BRADLEY
ELEMENTARY



Filters: Cost Center Name Not Equal To DoNotReport; Billing Period Equal To 201607All Meter CodesAll Group Names

elpaso

Energy CAP

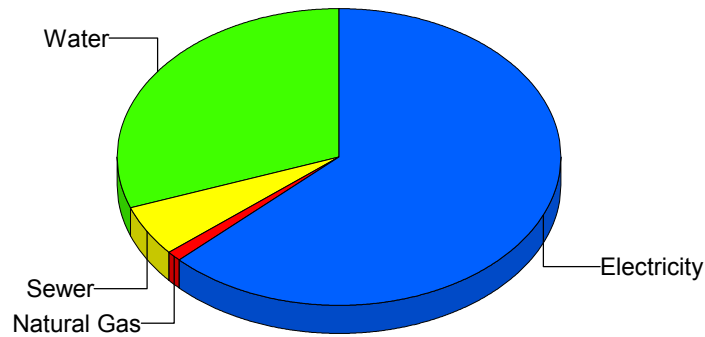
Cost Avoidance Program

Cost Summary Graph

Grouped by Energy Type

Energy Type	Use	Units	Meter Cost	Special Charges	Total Cost	Avg Unit Cost	% of Total Cost
Site: BROWN MIDDLE SCHOOL - BROWN MIDDLE SCHOOL							
Electricity	78,600	KWH	\$10,330.05	\$0.00	\$10,330.05	0.1314	62.91%
Natural Gas	57	CCF	\$141.50	\$0.00	\$141.50	2.4825	0.86%
Water	1,358	CCF	\$5,004.23	\$0.00	\$5,004.23	3.6850	30.48%
Sewer	406	CCF	\$944.70	\$0.00	\$944.70	2.3268	5.75%
Total Cost:			\$16,420.48	\$0.00	\$16,420.48		

For BROWN
MIDDLE
SCHOOL



Electricity	62.9%
Natural Gas	0.9%
Sewer	5.8%
Water	30.5%
Total:	100.0%

Filters: Cost Center Name Not Equal To DoNotReport; Billing Period Equal To 201607All Meter CodesAll Group Names

elpaso

Energy CAP

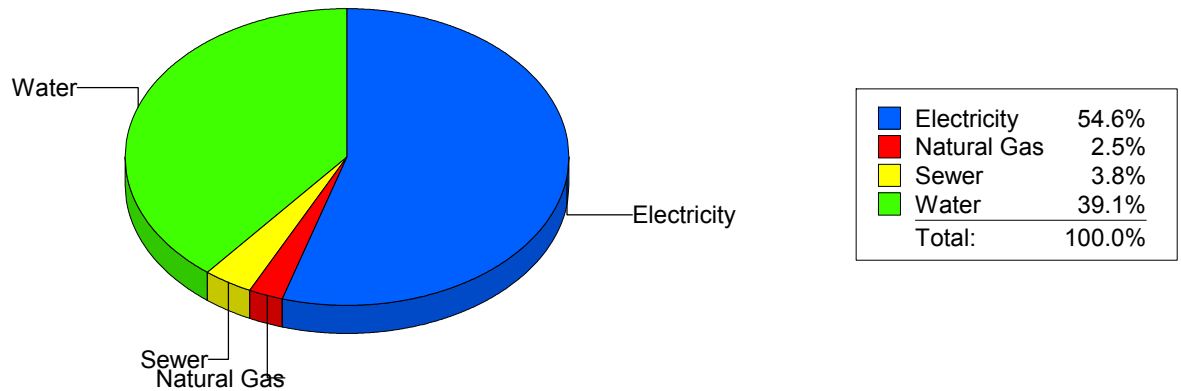
Cost Avoidance Program

Cost Summary Graph

Grouped by Energy Type

Energy Type	Use	Units	Meter Cost	Special Charges	Total Cost	Avg Unit Cost	% of Total Cost
Site: BURGESS HIGH SCHOOL - BURGESS HIGH SCHOOL							
Electricity	92,564	KWH	\$12,718.93	\$0.00	\$12,718.93	0.1374	54.61%
Natural Gas	435	CCF	\$576.38	\$0.00	\$576.38	1.3250	2.47%
Water	2,009	CCF	\$9,105.05	\$0.00	\$9,105.05	4.5321	39.10%
Sewer	264	CCF	\$888.82	\$0.00	\$888.82	3.3667	3.82%
Total Cost:			\$23,289.18	\$0.00	\$23,289.18		

For BURGESS
HIGH SCHOOL



Filters: Cost Center Name Not Equal To DoNotReport; Billing Period Equal To 201607All Meter CodesAll Group Names

elpaso

Energy CAP

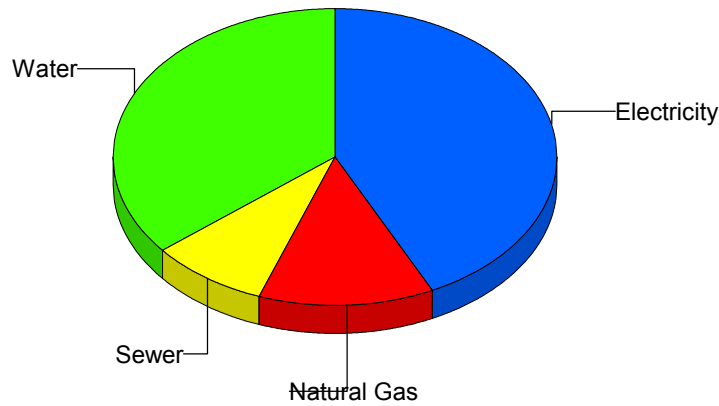
Cost Avoidance Program

Cost Summary Graph

Grouped by Energy Type

Energy Type	Use	Units	Meter Cost	Special Charges	Total Cost	Avg Unit Cost	% of Total Cost
Site: BURLESON ELEMENTARY - BURLESON ELEMENTARY							
Electricity	9,300	KWH	\$1,304.96	\$0.00	\$1,304.96	0.1403	42.87%
Natural Gas	72	CCF	\$382.88	\$0.00	\$382.88	5.3178	12.58%
Water	482	CCF	\$1,094.20	\$0.00	\$1,094.20	2.2701	35.94%
Sewer	61	CCF	\$262.07	\$0.00	\$262.07	4.2962	8.61%
Total Cost:			\$3,044.11	\$0.00	\$3,044.11		

For
BURLESON
ELEMENTARY



Electricity	42.9%
Natural Gas	12.6%
Sewer	8.6%
Water	35.9%
Total:	100.0%

Filters: Cost Center Name Not Equal To DoNotReport; Billing Period Equal To 201607All Meter CodesAll Group Names

el Paso

Energy CAP

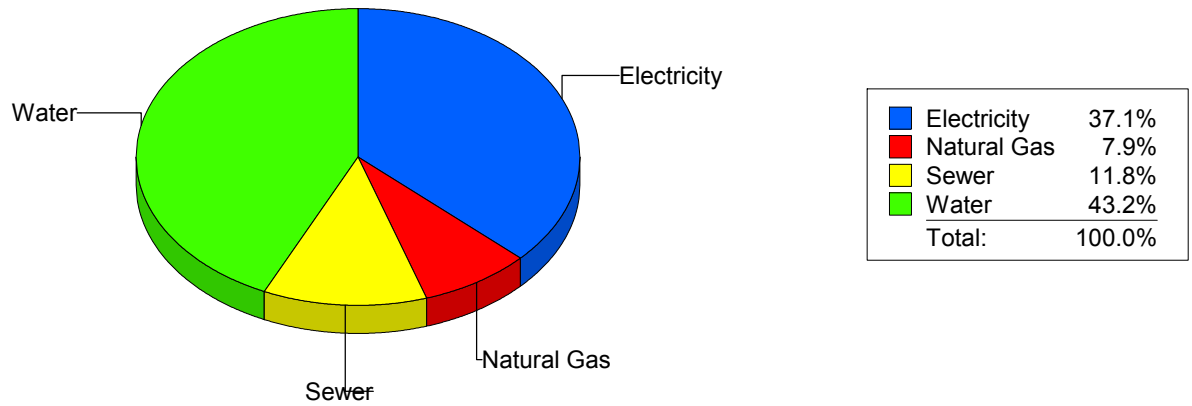
Cost Avoidance Program

Cost Summary Graph

Grouped by Energy Type

Energy Type	Use	Units	Meter Cost	Special Charges	Total Cost	Avg Unit Cost	% of Total Cost
Site: BURNET ELEMENTARY - BURNET ELEMENTARY							
Electricity	8,098	KWH	\$1,116.10	\$0.00	\$1,116.10	0.1378	37.07%
Natural Gas	10	CCF	\$239.07	\$0.00	\$239.07	23.9070	7.94%
Water	361	CCF	\$1,299.24	\$0.00	\$1,299.24	3.5990	43.16%
Sewer	4	CCF	\$356.12	\$0.00	\$356.12	89.0300	11.83%
Total Cost:			\$3,010.53	\$0.00	\$3,010.53		

For BURNET
ELEMENTARY



Filters: Cost Center Name Not Equal To DoNotReport; Billing Period Equal To 201607All Meter CodesAll Group Names

elpaso

Energy CAP

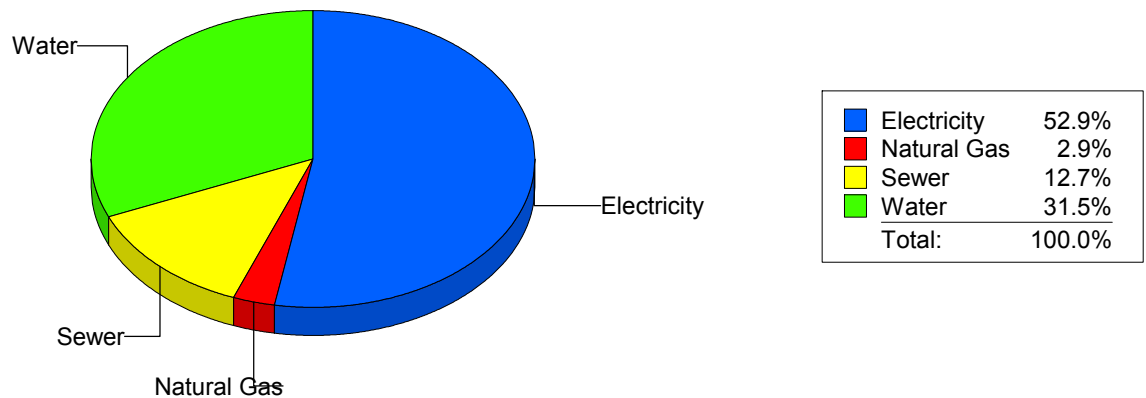
Cost Avoidance Program

Cost Summary Graph

Grouped by Energy Type

Energy Type	Use	Units	Meter Cost	Special Charges	Total Cost	Avg Unit Cost	% of Total Cost
Site: CANYON HILLS MIDDLE - CANYON HILLS MIDDLE							
Electricity	43,180	KWH	\$4,763.70	\$0.00	\$4,763.70	0.1103	52.88%
Natural Gas	60	CCF	\$260.18	\$0.00	\$260.18	4.3363	2.89%
Water	865	CCF	\$2,839.82	\$0.00	\$2,839.82	3.2830	31.52%
Sewer	361	CCF	\$1,145.25	\$0.00	\$1,145.25	3.1724	12.71%
Total Cost:			\$9,008.95	\$0.00	\$9,008.95		

For CANYON
HILLS MIDDLE



Filters: Cost Center Name Not Equal To DoNotReport; Billing Period Equal To 201607All Meter CodesAll Group Names

elpaso

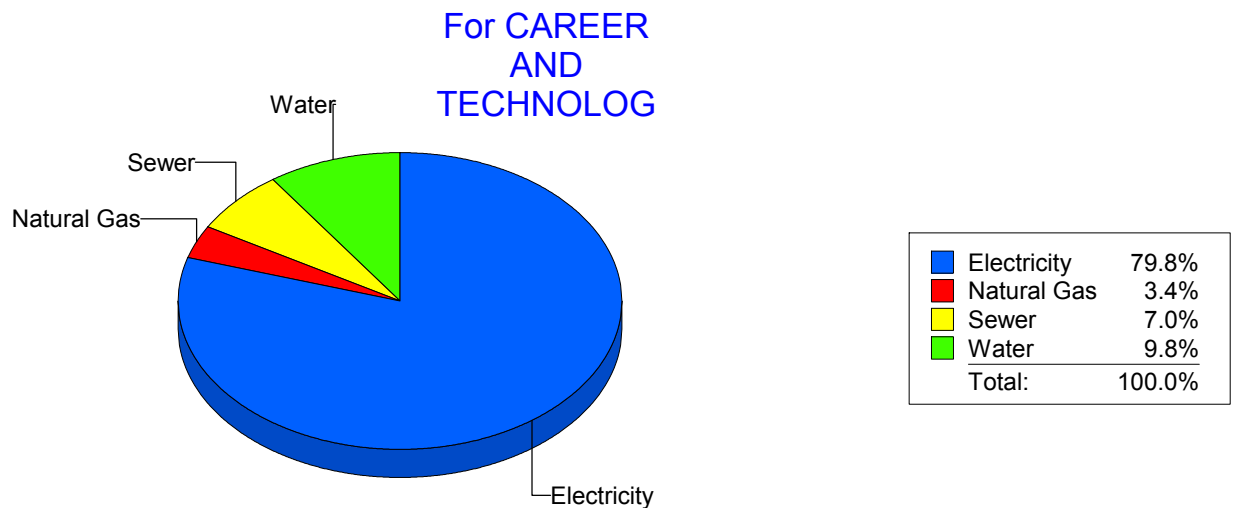
Energy CAP

Cost Avoidance Program

Cost Summary Graph

Grouped by Energy Type

Energy Type	Use	Units	Meter Cost	Special Charges	Total Cost	Avg Unit Cost	% of Total Cost
Site: CAREER AND TECHNOLOG - CAREER AND TECHNOLOG							
Electricity	56,910	KWH	\$6,997.80	\$0.00	\$6,997.80	0.1230	79.79%
Natural Gas	363	CCF	\$302.36	\$0.00	\$302.36	0.8329	3.45%
Water	291	CCF	\$858.41	\$0.00	\$858.41	2.9499	9.79%
Sewer	224	CCF	\$612.17	\$0.00	\$612.17	2.7329	6.98%
Total Cost:			\$8,770.74	\$0.00	\$8,770.74		



Filters: Cost Center Name Not Equal To DoNotReport; Billing Period Equal To 201607All Meter CodesAll Group Names

elpaso

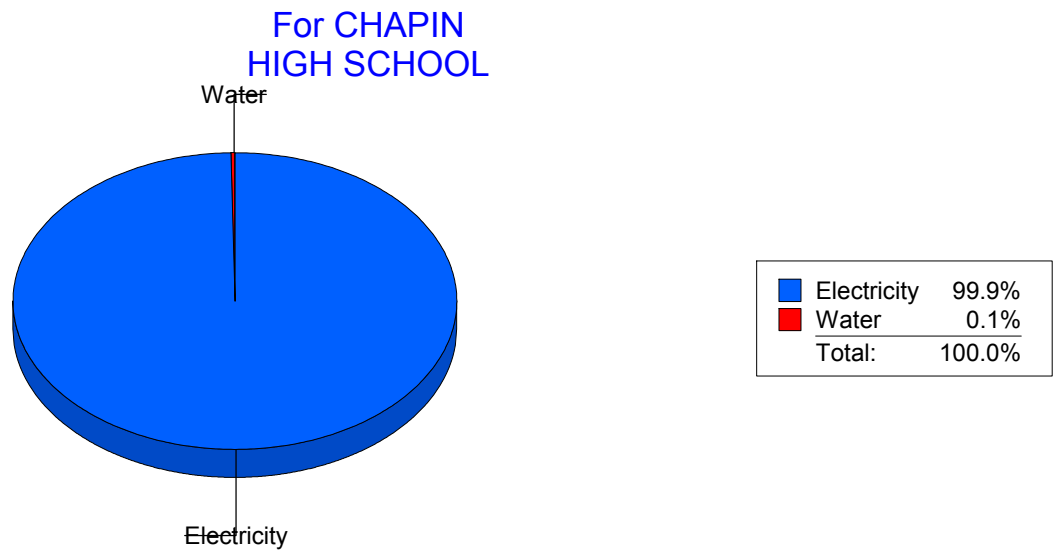
Energy CAP

Cost Avoidance Program

Cost Summary Graph

Grouped by Energy Type

Energy Type	Use	Units	Meter Cost	Special Charges	Total Cost	Avg Unit Cost	% of Total Cost
Site: CHAPIN HIGH SCHOOL - CHAPIN HIGH SCHOOL							
Electricity	426,300	KWH	\$39,866.03	\$0.00	\$39,866.03	0.0935	99.86%
Water	0	CCF	\$56.58	\$0.00	\$56.58	0.0000	0.14%
Total Cost:			\$39,922.61	\$0.00	\$39,922.61		



Filters: Cost Center Name Not Equal To DoNotReport; Billing Period Equal To 201607All Meter CodesAll Group Names

elpaso

Energy CAP

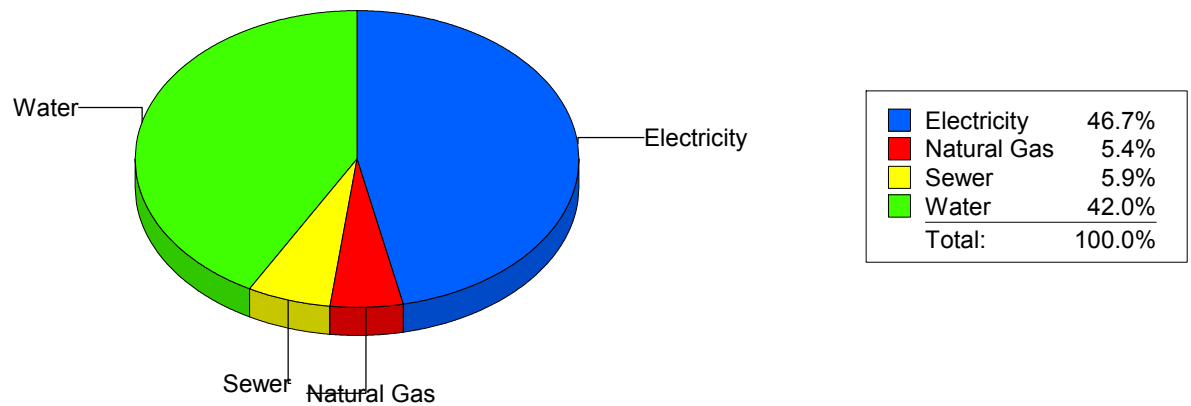
Cost Avoidance Program

Cost Summary Graph

Grouped by Energy Type

Energy Type	Use	Units	Meter Cost	Special Charges	Total Cost	Avg Unit Cost	% of Total Cost
Site: CIELO VISTA ELEMENTA - CIELO VISTA ELEMENTA							
Electricity	15,040	KWH	\$2,338.53	\$0.00	\$2,338.53	0.1555	46.68%
Natural Gas	84	CCF	\$270.39	\$0.00	\$270.39	3.2189	5.40%
Water	737	CCF	\$2,103.45	\$0.00	\$2,103.45	2.8541	41.99%
Sewer	72	CCF	\$297.22	\$0.00	\$297.22	4.1281	5.93%
Total Cost:			\$5,009.59	\$0.00	\$5,009.59		

For CIELO
VISTA
ELEMENTA



Filters: Cost Center Name Not Equal To DoNotReport; Billing Period Equal To 201607All Meter CodesAll Group Names

elpaso

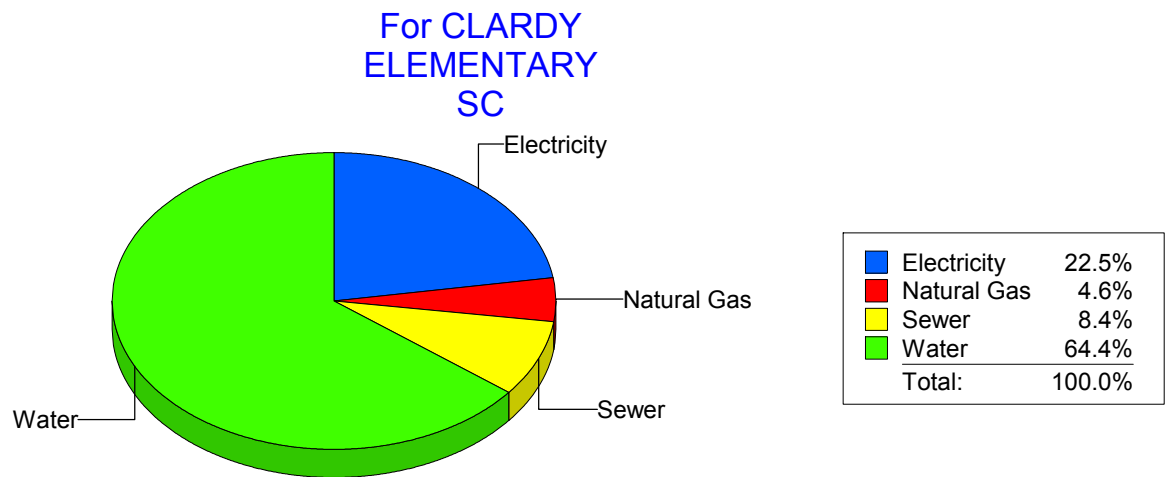
Energy CAP

Cost Avoidance Program

Cost Summary Graph

Grouped by Energy Type

Energy Type	Use	Units	Meter Cost	Special Charges	Total Cost	Avg Unit Cost	% of Total Cost
Site: CLARDY ELEMENTARY SC - CLARDY ELEMENTARY SC							
Electricity	9,059	KWH	\$1,377.02	\$0.00	\$1,377.02	0.1520	22.52%
Natural Gas	112	CCF	\$283.64	\$0.00	\$283.64	2.5325	4.64%
Water	815	CCF	\$3,940.38	\$0.00	\$3,940.38	4.8348	64.43%
Sewer	155	CCF	\$514.88	\$0.00	\$514.88	3.3218	8.42%
Total Cost:			\$6,115.92	\$0.00	\$6,115.92		



Filters: Cost Center Name Not Equal To DoNotReport; Billing Period Equal To 201607All Meter CodesAll Group Names

elpaso

Energy CAP

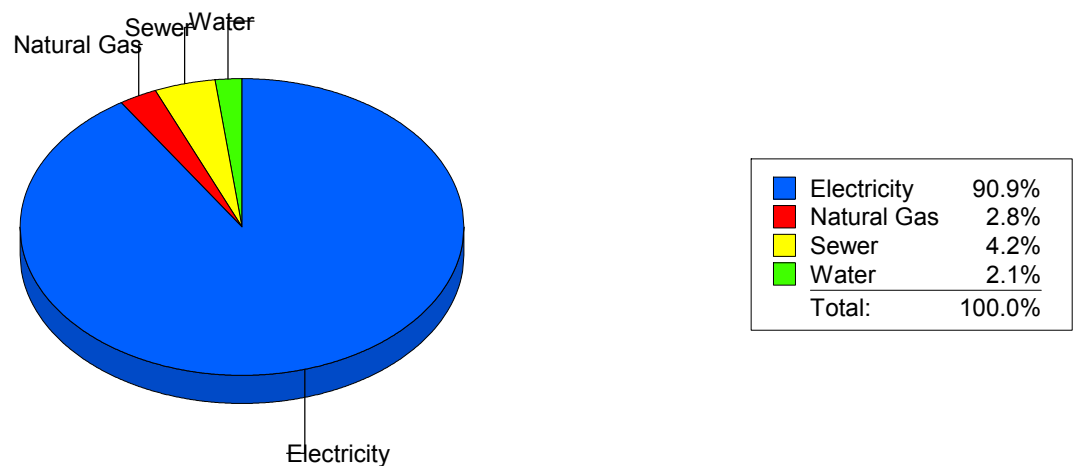
Cost Avoidance Program

Cost Summary Graph

Grouped by Energy Type

Energy Type	Use	Units	Meter Cost	Special Charges	Total Cost	Avg Unit Cost	% of Total Cost
Site: CLENDININ - CLENDININ							
Electricity	35,796	KWH	\$4,821.44	\$0.00	\$4,821.44	0.1347	90.88%
Natural Gas	78	CCF	\$150.34	\$0.00	\$150.34	1.9274	2.83%
Water	0	CCF	\$109.50	\$0.00	\$109.50	0.0000	2.06%
Sewer	0	CCF	\$224.26	\$0.00	\$224.26	0.0000	4.23%
Total Cost:			\$5,305.54	\$0.00	\$5,305.54		

For CLENDININ



Filters: Cost Center Name Not Equal To DoNotReport; Billing Period Equal To 201607All Meter CodesAll Group Names

elpaso

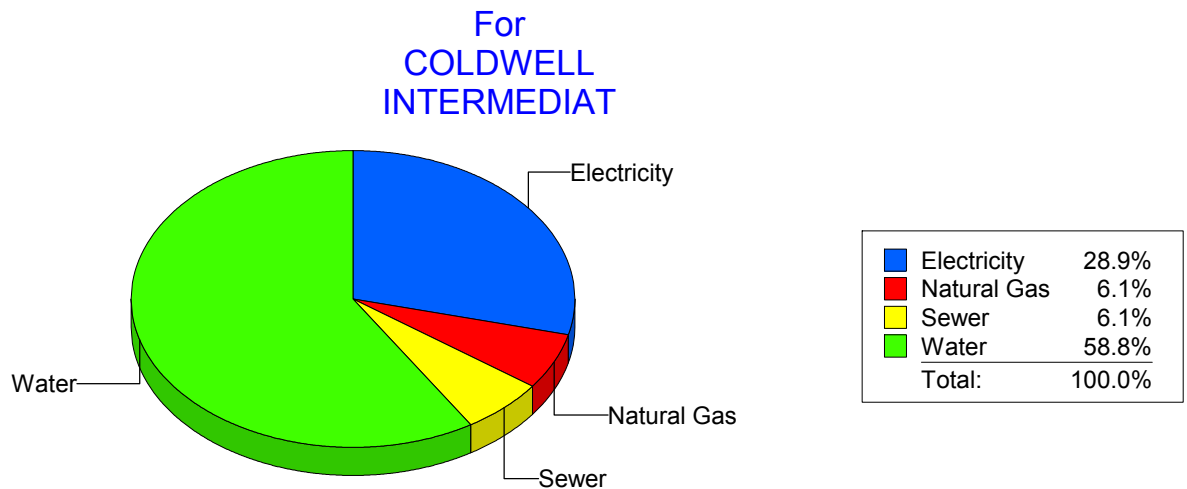
Energy CAP

Cost Avoidance Program

Cost Summary Graph

Grouped by Energy Type

Energy Type	Use	Units	Meter Cost	Special Charges	Total Cost	Avg Unit Cost	% of Total Cost
Site: COLDWELL INTERMEDIAT - COLDWELL INTERMEDIAT							
Electricity	11,703	KWH	\$1,745.02	\$0.00	\$1,745.02	0.1491	28.94%
Natural Gas	40	CCF	\$369.42	\$0.00	\$369.42	9.2355	6.13%
Water	634	CCF	\$3,548.56	\$0.00	\$3,548.56	5.5971	58.84%
Sewer	86	CCF	\$367.47	\$0.00	\$367.47	4.2729	6.09%
Total Cost:			\$6,030.47	\$0.00	\$6,030.47		



Filters: Cost Center Name Not Equal To DoNotReport; Billing Period Equal To 201607All Meter CodesAll Group Names

el Paso

Energy CAP

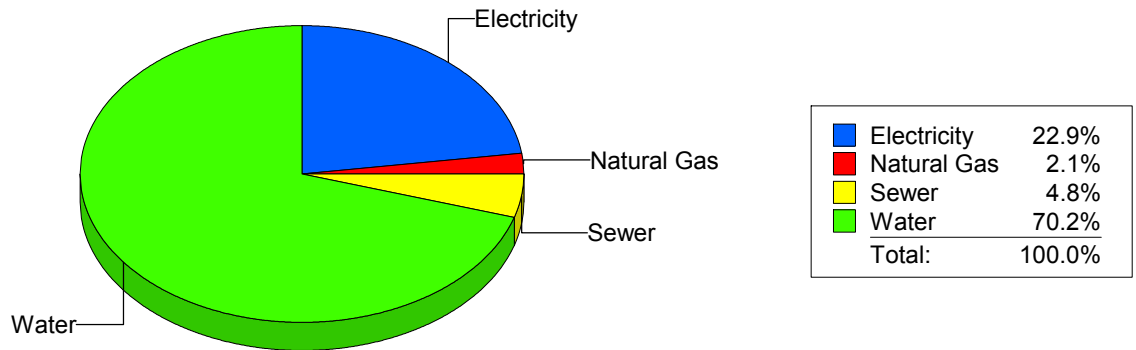
Cost Avoidance Program

Cost Summary Graph

Grouped by Energy Type

Energy Type	Use	Units	Meter Cost	Special Charges	Total Cost	Avg Unit Cost	% of Total Cost
Site: COLLINS ELEMENTARY - COLLINS ELEMENTARY							
Electricity	21,079	KWH	\$2,571.71	\$0.00	\$2,571.71	0.1220	22.86%
Natural Gas	0	CCF	\$235.06	\$0.00	\$235.06	0.0000	2.09%
Water	1,525	CCF	\$7,898.12	\$0.00	\$7,898.12	5.1791	70.22%
Sewer	221	CCF	\$543.07	\$0.00	\$543.07	2.4573	4.83%
Total Cost:			\$11,247.96	\$0.00	\$11,247.96		

For COLLINS
ELEMENTARY



Filters: Cost Center Name Not Equal To DoNotReport; Billing Period Equal To 201607All Meter CodesAll Group Names

elpaso

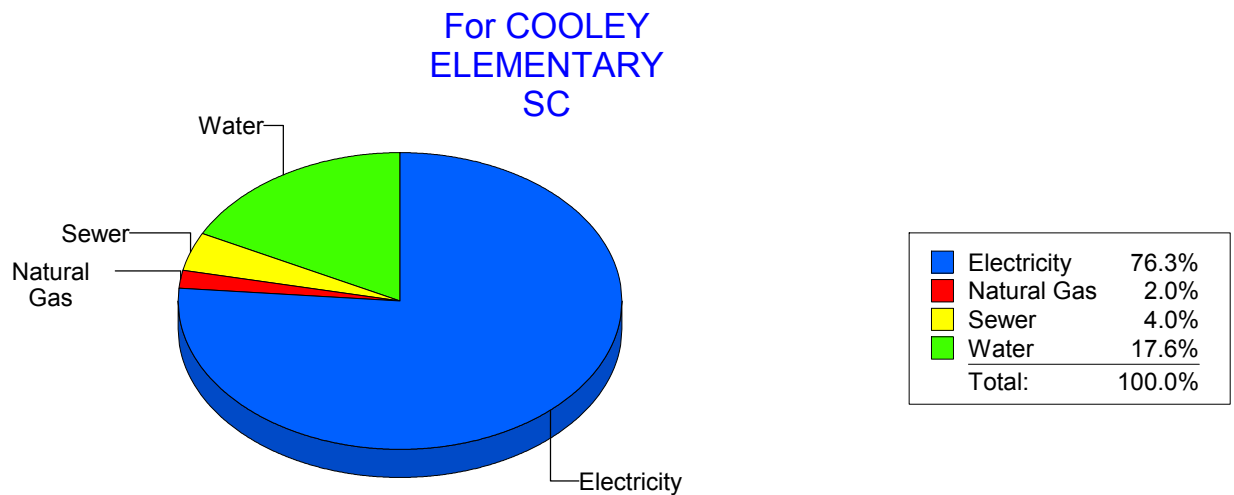
Energy CAP

Cost Avoidance Program

Cost Summary Graph

Grouped by Energy Type

Energy Type	Use	Units	Meter Cost	Special Charges	Total Cost	Avg Unit Cost	% of Total Cost
Site: COOLEY ELEMENTARY SC - COOLEY ELEMENTARY SC							
Electricity	79,800	KWH	\$14,338.45	\$0.00	\$14,338.45	0.1797	76.32%
Natural Gas	287	CCF	\$378.69	\$0.00	\$378.69	1.3195	2.02%
Water	611	CCF	\$3,312.95	\$0.00	\$3,312.95	5.4222	17.63%
Sewer	174	CCF	\$756.95	\$0.00	\$756.95	4.3503	4.03%
Total Cost:			\$18,787.04	\$0.00	\$18,787.04		



Filters: Cost Center Name Not Equal To DoNotReport; Billing Period Equal To 201607All Meter CodesAll Group Names

elpaso

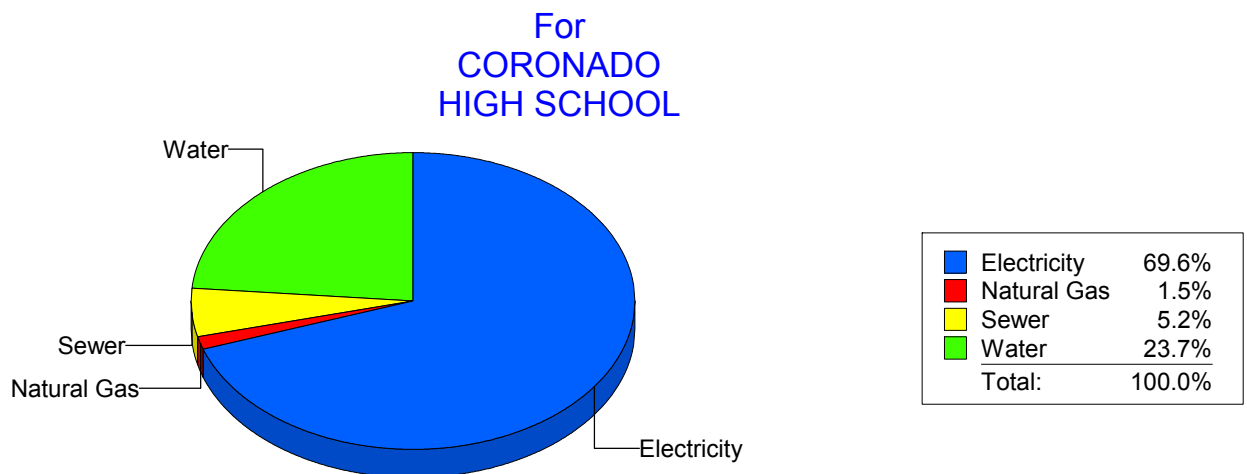
Energy CAP

Cost Avoidance Program

Cost Summary Graph

Grouped by Energy Type

Energy Type	Use	Units	Meter Cost	Special Charges	Total Cost	Avg Unit Cost	% of Total Cost
Site: CORONADO HIGH SCHOOL - CORONADO HIGH SCHOOL							
Electricity	219,657	KWH	\$28,875.30	\$0.00	\$28,875.30	0.1315	69.60%
Natural Gas	779	CCF	\$638.55	\$0.00	\$638.55	0.8197	1.54%
Water	4,524	CCF	\$9,818.62	\$0.00	\$9,818.62	2.1703	23.67%
Sewer	1,066	CCF	\$2,153.71	\$0.00	\$2,153.71	2.0204	5.19%
Total Cost:			\$41,486.18	\$0.00	\$41,486.18		



Filters: Cost Center Name Not Equal To DoNotReport; Billing Period Equal To 201607All Meter CodesAll Group Names

elpaso

Energy CAP

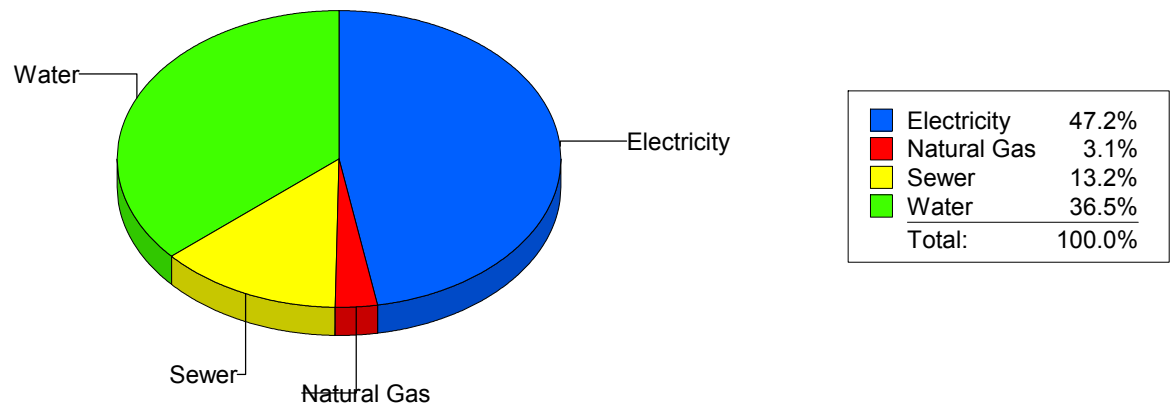
Cost Avoidance Program

Cost Summary Graph

Grouped by Energy Type

Energy Type	Use	Units	Meter Cost	Special Charges	Total Cost	Avg Unit Cost	% of Total Cost
Site: CROCKETT - CROCKETT ELEMENTARY							
Electricity	11,259	KWH	\$1,999.89	\$0.00	\$1,999.89	0.1776	47.23%
Natural Gas	34	CCF	\$131.84	\$0.00	\$131.84	3.8776	3.11%
Water	364	CCF	\$1,545.42	\$0.00	\$1,545.42	4.2457	36.50%
Sewer	191	CCF	\$557.28	\$0.00	\$557.28	2.9177	13.16%
Total Cost:			\$4,234.43	\$0.00	\$4,234.43		

For
CROCKETT
ELEMENTARY



Filters: Cost Center Name Not Equal To DoNotReport; Billing Period Equal To 201607All Meter CodesAll Group Names

elpaso

Energy CAP

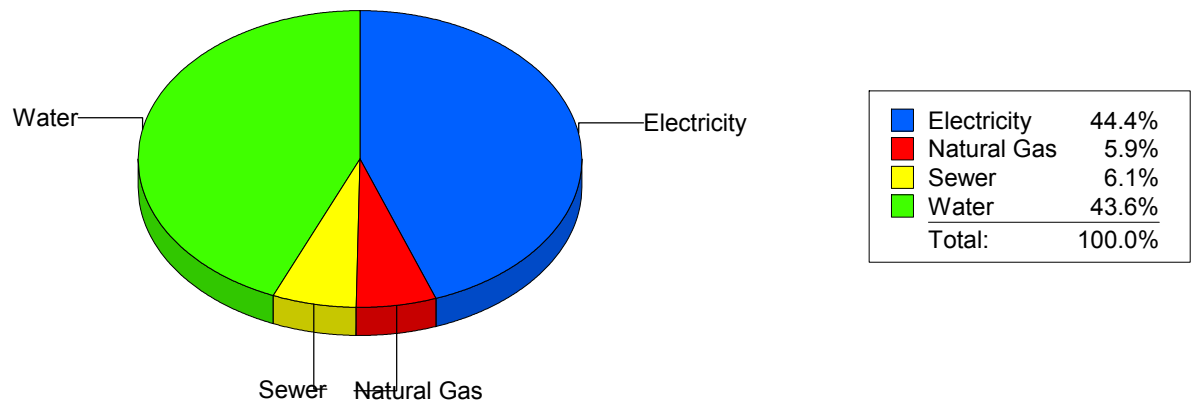
Cost Avoidance Program

Cost Summary Graph

Grouped by Energy Type

Energy Type	Use	Units	Meter Cost	Special Charges	Total Cost	Avg Unit Cost	% of Total Cost
Site: CROSBY ELEMENTARY - CROSBY ELEMENTARY							
Electricity	16,625	KWH	\$2,230.42	\$0.00	\$2,230.42	0.1342	44.41%
Natural Gas	136	CCF	\$296.67	\$0.00	\$296.67	2.1814	5.91%
Water	453	CCF	\$2,189.92	\$0.00	\$2,189.92	4.8343	43.61%
Sewer	87	CCF	\$304.97	\$0.00	\$304.97	3.5054	6.07%
Total Cost:			\$5,021.98	\$0.00	\$5,021.98		

For CROSBY
ELEMENTARY



Filters: Cost Center Name Not Equal To DoNotReport; Billing Period Equal To 201607All Meter CodesAll Group Names

elpaso

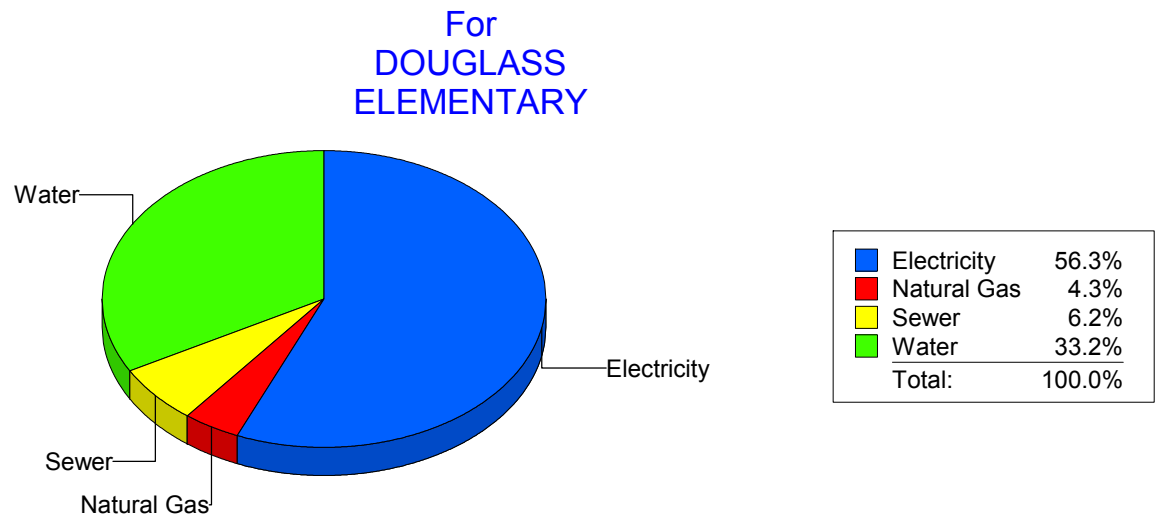
Energy CAP

Cost Avoidance Program

Cost Summary Graph

Grouped by Energy Type

Energy Type	Use	Units	Meter Cost	Special Charges	Total Cost	Avg Unit Cost	% of Total Cost
Site: DOUGLASS ELEMENTARY - DOUGLASS ELEMENTARY							
Electricity	23,307	KWH	\$3,426.56	\$0.00	\$3,426.56	0.1470	56.33%
Natural Gas	67	CCF	\$263.24	\$0.00	\$263.24	3.9290	4.33%
Water	448	CCF	\$2,017.52	\$0.00	\$2,017.52	4.5034	33.16%
Sewer	93	CCF	\$376.04	\$0.00	\$376.04	4.0434	6.18%
Total Cost:			\$6,083.36	\$0.00	\$6,083.36		



Filters: Cost Center Name Not Equal To DoNotReport; Billing Period Equal To 201607All Meter CodesAll Group Names

elpaso

Energy CAP

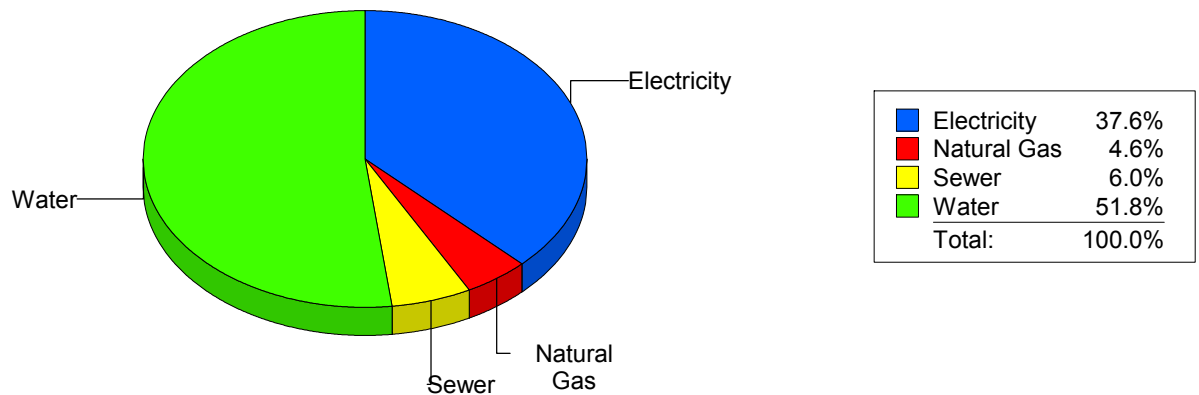
Cost Avoidance Program

Cost Summary Graph

Grouped by Energy Type

Energy Type	Use	Units	Meter Cost	Special Charges	Total Cost	Avg Unit Cost	% of Total Cost
Site: DOWELL ELEMENTARY - DOWELL ELEMENTARY							
Electricity	6,963	KWH	\$1,005.46	\$0.00	\$1,005.46	0.1444	37.60%
Natural Gas	14	CCF	\$123.27	\$0.00	\$123.27	8.8050	4.61%
Water	543	CCF	\$1,385.41	\$0.00	\$1,385.41	2.5514	51.81%
Sewer	58	CCF	\$159.85	\$0.00	\$159.85	2.7560	5.98%
Total Cost:			\$2,673.99	\$0.00	\$2,673.99		

For DOWELL
ELEMENTARY



Filters: Cost Center Name Not Equal To DoNotReport; Billing Period Equal To 201607All Meter CodesAll Group Names

elpaso

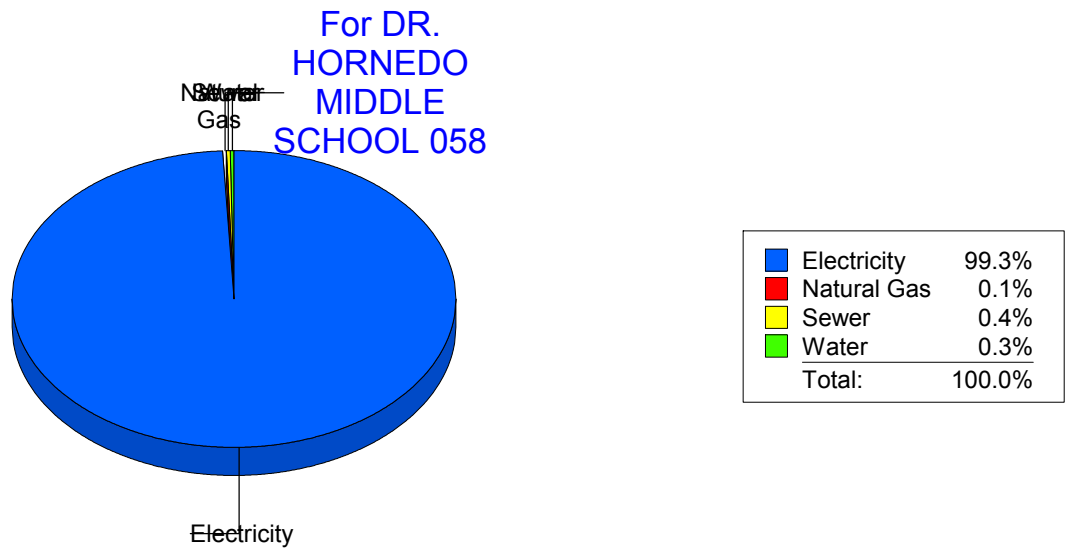
Energy CAP

Cost Avoidance Program

Cost Summary Graph

Grouped by Energy Type

Energy Type	Use	Units	Meter Cost	Special Charges	Total Cost	Avg Unit Cost	% of Total Cost
Site: DRHORNEDOMIDDLESCHOOL - DR. HORNEDO MIDDLE SCHOOL 058							
Electricity	62,785	KWH	\$180,095.51	\$0.00	\$180,095.51	2.8684	99.28%
Natural Gas	192	CCF	\$209.57	\$0.00	\$209.57	1.0915	0.12%
Water	46	CCF	\$464.76	\$0.00	\$464.76	10.1035	0.26%
Sewer	220	CCF	\$637.80	\$0.00	\$637.80	2.8991	0.35%
Total Cost:			\$181,407.64	\$0.00	\$181,407.64		



Filters: Cost Center Name Not Equal To DoNotReport; Billing Period Equal To 201607All Meter CodesAll Group Names

elpaso

Energy CAP

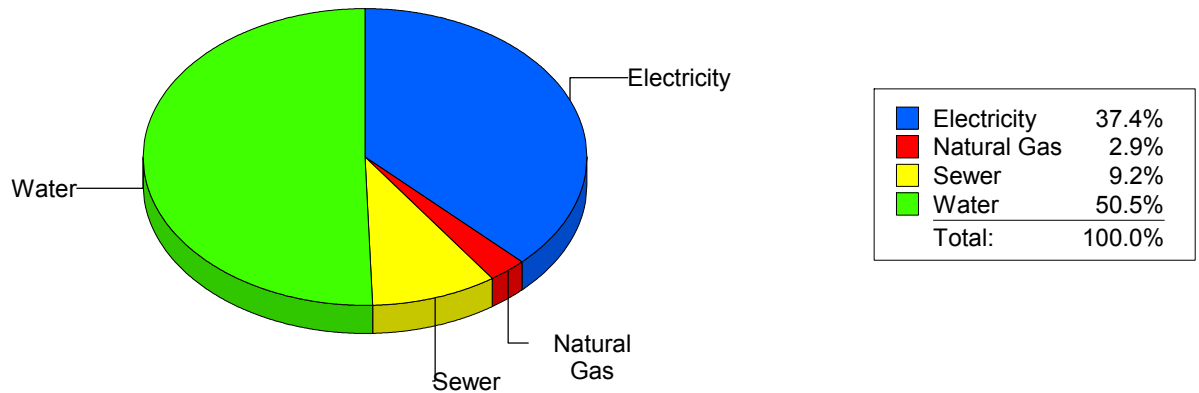
Cost Avoidance Program

Cost Summary Graph

Grouped by Energy Type

Energy Type	Use	Units	Meter Cost	Special Charges	Total Cost	Avg Unit Cost	% of Total Cost
Site: DR. L.A. NIXON ELEME - DR. L.A. NIXON ELEME							
Electricity	29,880	KWH	\$4,192.01	\$0.00	\$4,192.01	0.1403	37.42%
Natural Gas	187	CCF	\$324.37	\$0.00	\$324.37	1.7346	2.90%
Water	1,491	CCF	\$5,658.11	\$0.00	\$5,658.11	3.7948	50.50%
Sewer	428	CCF	\$1,029.48	\$0.00	\$1,029.48	2.4053	9.19%
Total Cost:			\$11,203.97	\$0.00	\$11,203.97		

For DR. L.A.
NIXON ELEME



Filters: Cost Center Name Not Equal To DoNotReport; Billing Period Equal To 201607All Meter CodesAll Group Names

elpaso

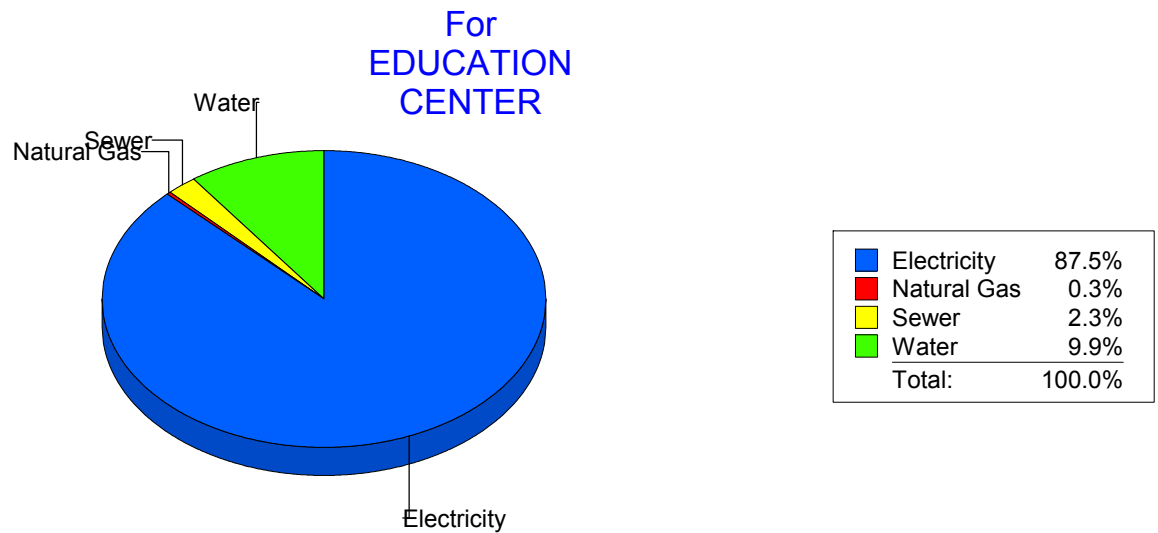
Energy CAP

Cost Avoidance Program

Cost Summary Graph

Grouped by Energy Type

Energy Type	Use	Units	Meter Cost	Special Charges	Total Cost	Avg Unit Cost	% of Total Cost
Site: EDUCATION CENTER - EDUCATION CENTER							
Electricity	313,943	KWH	\$35,862.77	\$0.00	\$35,862.77	0.1142	87.50%
Natural Gas	23	CCF	\$127.20	\$0.00	\$127.20	5.5304	0.31%
Water	982	CCF	\$4,048.99	\$0.00	\$4,048.99	4.1232	9.88%
Sewer	328	CCF	\$945.19	\$0.00	\$945.19	2.8817	2.31%
Total Cost:			\$40,984.15	\$0.00	\$40,984.15		



Filters: Cost Center Name Not Equal To DoNotReport; Billing Period Equal To 201607All Meter CodesAll Group Names

elpaso

Energy CAP

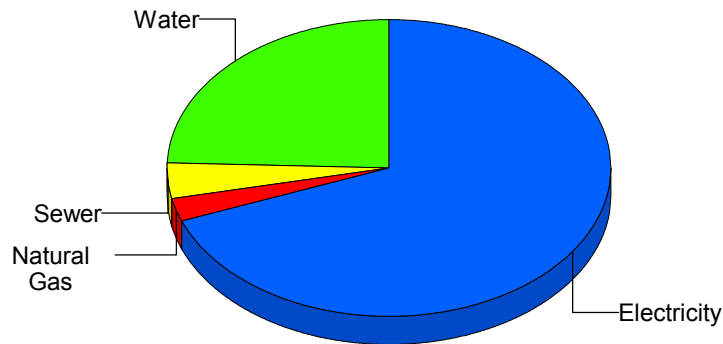
Cost Avoidance Program

Cost Summary Graph

Grouped by Energy Type

Energy Type	Use	Units	Meter Cost	Special Charges	Total Cost	Avg Unit Cost	% of Total Cost
Site: EL PASO HIGH SCHOOL - EL PASO HIGH SCHOOL							
Electricity	160,547	KWH	\$20,779.72	\$0.00	\$20,779.72	0.1294	69.05%
Natural Gas	245	CCF	\$812.65	\$0.00	\$812.65	3.3169	2.70%
Water	1,753	CCF	\$7,330.56	\$0.00	\$7,330.56	4.1817	24.36%
Sewer	332	CCF	\$1,169.18	\$0.00	\$1,169.18	3.5216	3.89%
Total Cost:			\$30,092.11	\$0.00	\$30,092.11		

For EL PASO
HIGH SCHOOL



Electricity	69.1%
Natural Gas	2.7%
Sewer	3.9%
Water	24.4%
Total:	100.0%

Filters: Cost Center Name Not Equal To DoNotReport; Billing Period Equal To 201607All Meter CodesAll Group Names

elpaso

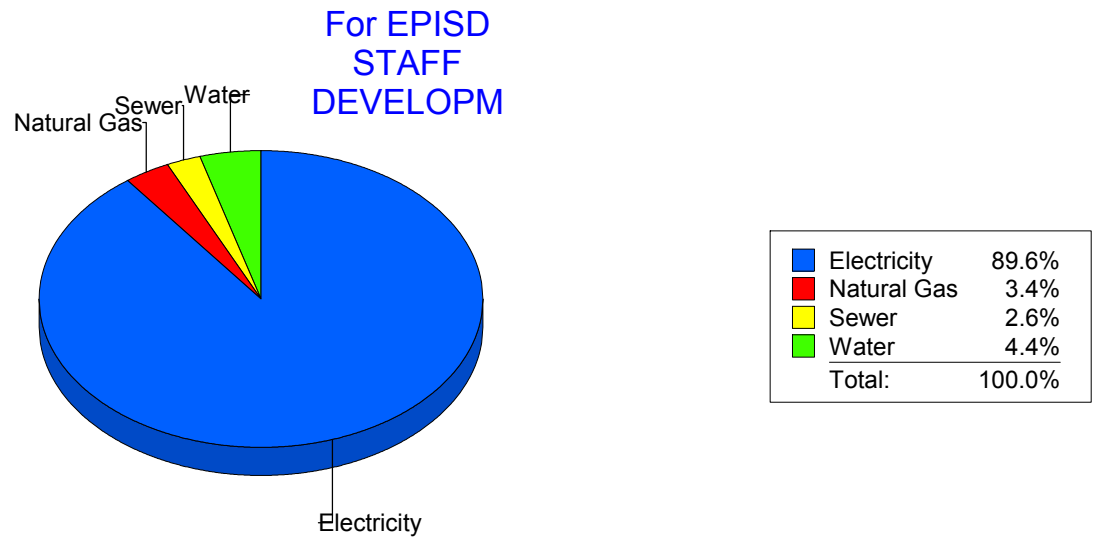
Energy CAP

Cost Avoidance Program

Cost Summary Graph

Grouped by Energy Type

Energy Type	Use	Units	Meter Cost	Special Charges	Total Cost	Avg Unit Cost	% of Total Cost
Site: EPISD STAFF DEVELOPM - EPISD STAFF DEVELOPM							
Electricity	23,920	KWH	\$3,232.86	\$0.00	\$3,232.86	0.1352	89.62%
Natural Gas	13	CCF	\$122.99	\$0.00	\$122.99	9.4608	3.41%
Water	34	CCF	\$159.20	\$0.00	\$159.20	4.6824	4.41%
Sewer	17	CCF	\$92.20	\$0.00	\$92.20	5.4235	2.56%
Total Cost:			\$3,607.25	\$0.00	\$3,607.25		



Filters: Cost Center Name Not Equal To DoNotReport; Billing Period Equal To 201607All Meter CodesAll Group Names

elpaso

Energy CAP

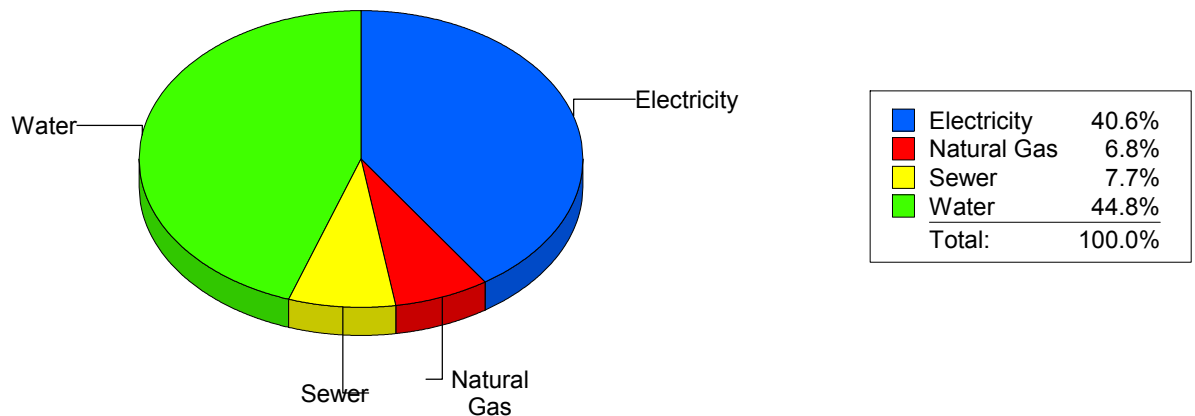
Cost Avoidance Program

Cost Summary Graph

Grouped by Energy Type

Energy Type	Use	Units	Meter Cost	Special Charges	Total Cost	Avg Unit Cost	% of Total Cost
Site: FANNIN ELEMENTARY - FANNIN ELEMENTARY							
Electricity	17,197	KWH	\$2,224.78	\$0.00	\$2,224.78	0.1294	40.64%
Natural Gas	48	CCF	\$372.77	\$0.00	\$372.77	7.7660	6.81%
Water	890	CCF	\$2,453.14	\$0.00	\$2,453.14	2.7563	44.81%
Sewer	100	CCF	\$424.13	\$0.00	\$424.13	4.2413	7.75%
Total Cost:			\$5,474.82	\$0.00	\$5,474.82		

For FANNIN
ELEMENTARY



Filters: Cost Center Name Not Equal To DoNotReport; Billing Period Equal To 201607All Meter CodesAll Group Names

elpaso

Energy CAP

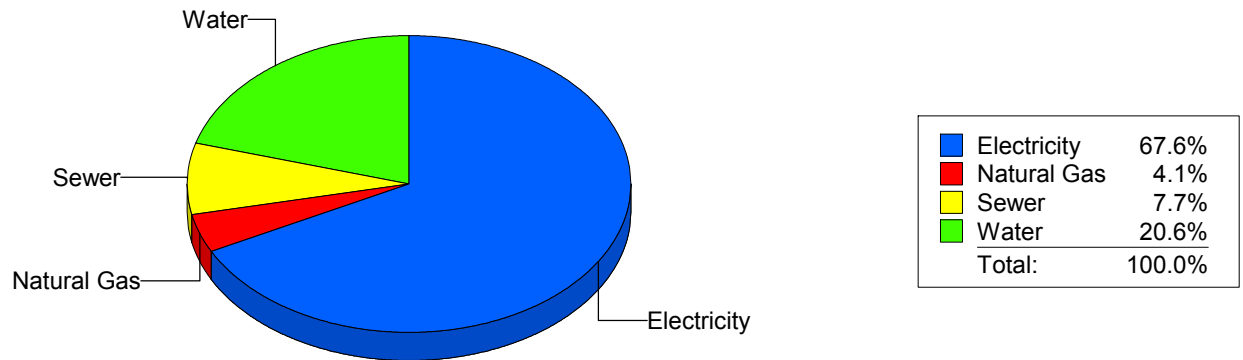
Cost Avoidance Program

Cost Summary Graph

Grouped by Energy Type

Energy Type	Use	Units	Meter Cost	Special Charges	Total Cost	Avg Unit Cost	% of Total Cost
Site: FINE ARTS/MULTIMEDIA - FINE ARTS/MULTIMEDIA							
Electricity	21,511	KWH	\$2,087.65	\$0.00	\$2,087.65	0.0971	67.57%
Natural Gas	20	CCF	\$125.94	\$0.00	\$125.94	6.2970	4.08%
Water	219	CCF	\$637.03	\$0.00	\$637.03	2.9088	20.62%
Sewer	96	CCF	\$239.11	\$0.00	\$239.11	2.4907	7.74%
Total Cost:			\$3,089.73	\$0.00	\$3,089.73		

For FINE
ARTS/MULTIMEDIA



Filters: Cost Center Name Not Equal To DoNotReport; Billing Period Equal To 201607All Meter CodesAll Group Names

elpaso

Energy CAP

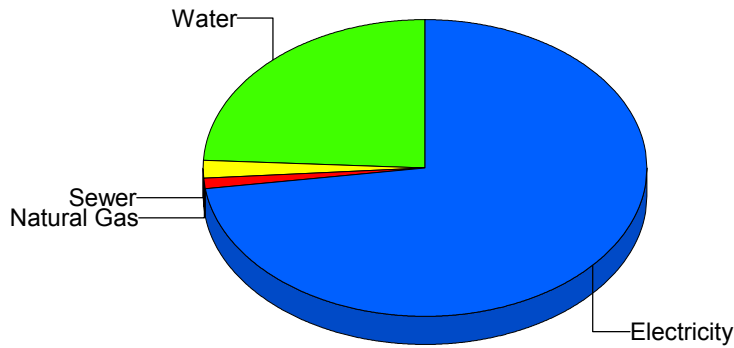
Cost Avoidance Program

Cost Summary Graph

Grouped by Energy Type

Energy Type	Use	Units	Meter Cost	Special Charges	Total Cost	Avg Unit Cost	% of Total Cost
Site: FRANKLIN9THGRADECENTER - FRANKLIN 9TH GRADE CENTER							
Electricity	156,000	KWH	\$17,893.59	\$0.00	\$17,893.59	0.1147	72.82%
Natural Gas	268	CCF	\$250.85	\$0.00	\$250.85	0.9360	1.02%
Water	4,065	CCF	\$5,918.39	\$0.00	\$5,918.39	1.4559	24.09%
Sewer	142	CCF	\$509.10	\$0.00	\$509.10	3.5852	2.07%
Total Cost:			\$24,571.93	\$0.00	\$24,571.93		

For FRANKLIN
9TH GRADE
CENTER



Electricity	72.8%
Natural Gas	1.0%
Sewer	2.1%
Water	24.1%
Total:	100.0%

Filters: Cost Center Name Not Equal To DoNotReport; Billing Period Equal To 201607All Meter CodesAll Group Names

elpaso

Energy CAP

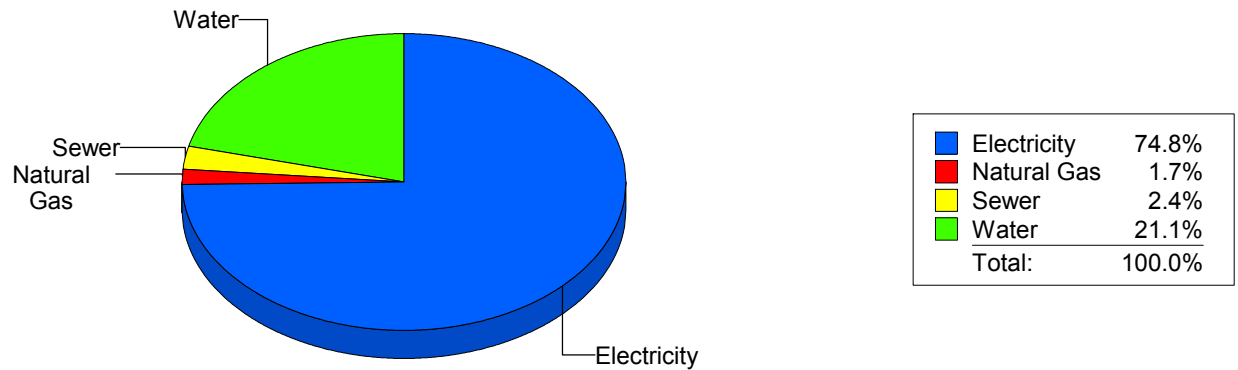
Cost Avoidance Program

Cost Summary Graph

Grouped by Energy Type

Energy Type	Use	Units	Meter Cost	Special Charges	Total Cost	Avg Unit Cost	% of Total Cost
Site: FRANKLIN HIGH SCHOOL - FRANKLIN HIGH SCHOOL							
Electricity	239,334	KWH	\$29,542.94	\$0.00	\$29,542.94	0.1234	74.76%
Natural Gas	886	CCF	\$686.37	\$0.00	\$686.37	0.7747	1.74%
Water	1,877	CCF	\$8,353.03	\$0.00	\$8,353.03	4.4502	21.14%
Sewer	399	CCF	\$933.15	\$0.00	\$933.15	2.3387	2.36%
Total Cost:			\$39,515.49	\$0.00	\$39,515.49		

For FRANKLIN
HIGH SCHOOL



Filters: Cost Center Name Not Equal To DoNotReport; Billing Period Equal To 201607All Meter CodesAll Group Names

elpaso

Energy CAP

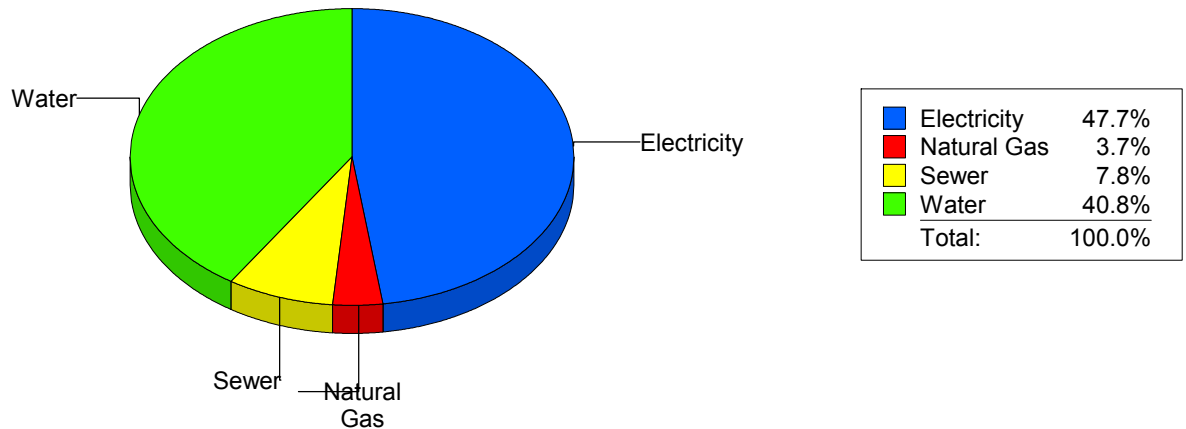
Cost Avoidance Program

Cost Summary Graph

Grouped by Energy Type

Energy Type	Use	Units	Meter Cost	Special Charges	Total Cost	Avg Unit Cost	% of Total Cost
Site: GREEN ELEMENTARY SCH - GREEN ELEMENTARY SCH							
Electricity	28,800	KWH	\$3,242.33	\$0.00	\$3,242.33	0.1126	47.65%
Natural Gas	47	CCF	\$254.82	\$0.00	\$254.82	5.4217	3.75%
Water	537	CCF	\$2,776.60	\$0.00	\$2,776.60	5.1706	40.81%
Sewer	106	CCF	\$530.41	\$0.00	\$530.41	5.0039	7.80%
Total Cost:			\$6,804.16	\$0.00	\$6,804.16		

For GREEN
ELEMENTARY
SCH



Filters: Cost Center Name Not Equal To DoNotReport; Billing Period Equal To 201607All Meter CodesAll Group Names

elpaso

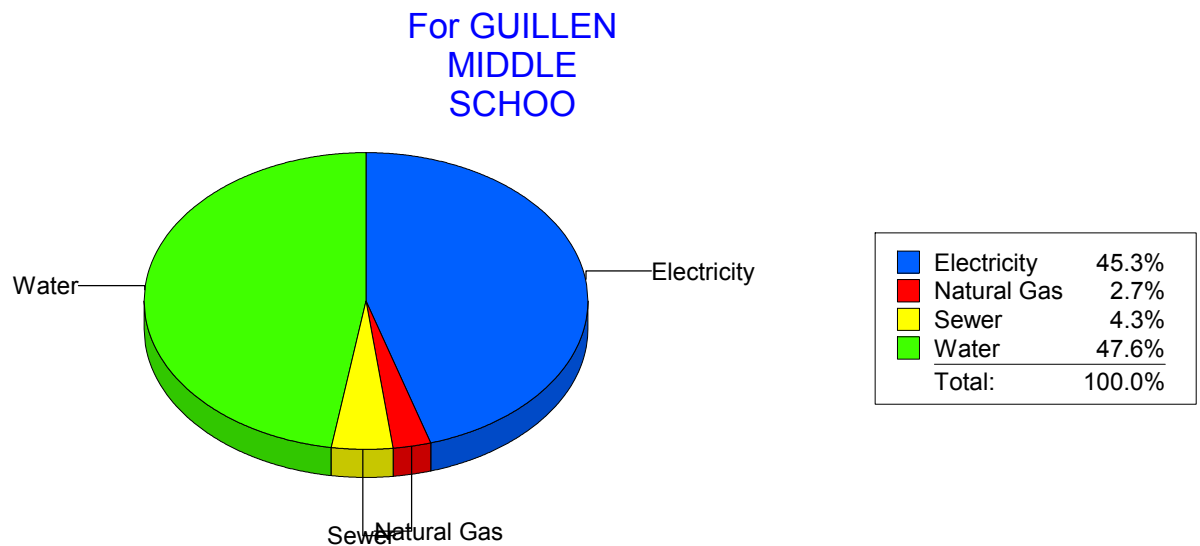
Energy CAP

Cost Avoidance Program

Cost Summary Graph

Grouped by Energy Type

Energy Type	Use	Units	Meter Cost	Special Charges	Total Cost	Avg Unit Cost	% of Total Cost
Site: GUILLEN MIDDLE SCHOO - GUILLEN MIDDLE SCHOO							
Electricity	76,028	KWH	\$7,096.35	\$0.00	\$7,096.35	0.0933	45.34%
Natural Gas	381	CCF	\$429.76	\$0.00	\$429.76	1.1280	2.75%
Water	1,869	CCF	\$7,450.47	\$0.00	\$7,450.47	3.9863	47.60%
Sewer	252	CCF	\$674.93	\$0.00	\$674.93	2.6783	4.31%
Total Cost:			\$15,651.51	\$0.00	\$15,651.51		



Filters: Cost Center Name Not Equal To DoNotReport; Billing Period Equal To 201607All Meter CodesAll Group Names

elpaso

Energy CAP

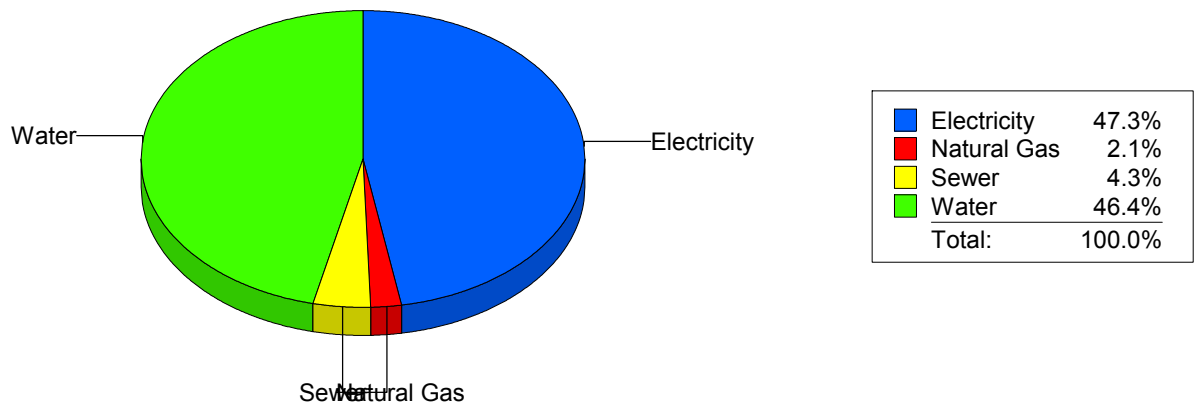
Cost Avoidance Program

Cost Summary Graph

Grouped by Energy Type

Energy Type	Use	Units	Meter Cost	Special Charges	Total Cost	Avg Unit Cost	% of Total Cost
Site: H.E. CHARLES MIDDLE - H.E. CHARLES MIDDLE							
Electricity	53,995	KWH	\$7,449.49	\$0.00	\$7,449.49	0.1380	47.26%
Natural Gas	411	CCF	\$328.52	\$0.00	\$328.52	0.7993	2.08%
Water	1,477	CCF	\$7,311.66	\$0.00	\$7,311.66	4.9503	46.39%
Sewer	241	CCF	\$672.45	\$0.00	\$672.45	2.7902	4.27%
Total Cost:			\$15,762.12	\$0.00	\$15,762.12		

For H.E.
CHARLES
MIDDLE



Filters: Cost Center Name Not Equal To DoNotReport; Billing Period Equal To 201607All Meter CodesAll Group Names

elpaso

Energy CAP

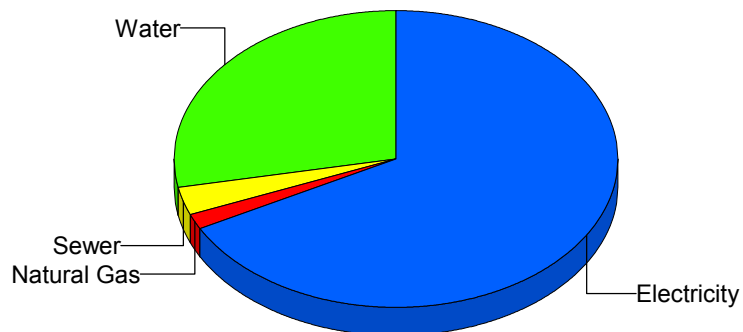
Cost Avoidance Program

Cost Summary Graph

Grouped by Energy Type

Energy Type	Use	Units	Meter Cost	Special Charges	Total Cost	Avg Unit Cost	% of Total Cost
Site: HART ELEMENTARY SCHO - HART ELEMENTARY SCHO							
Electricity	44,880	KWH	\$6,373.09	\$0.00	\$6,373.09	0.1420	67.22%
Natural Gas	109	CCF	\$164.54	\$0.00	\$164.54	1.5095	1.74%
Water	545	CCF	\$2,665.35	\$0.00	\$2,665.35	4.8906	28.11%
Sewer	60	CCF	\$277.42	\$0.00	\$277.42	4.6237	2.93%
Total Cost:			\$9,480.40	\$0.00	\$9,480.40		

For HART
ELEMENTARY
SCHO



Electricity	67.2%
Natural Gas	1.7%
Sewer	2.9%
Water	28.1%
Total:	100.0%

Filters: Cost Center Name Not Equal To DoNotReport; Billing Period Equal To 201607All Meter CodesAll Group Names

elpaso

Energy CAP

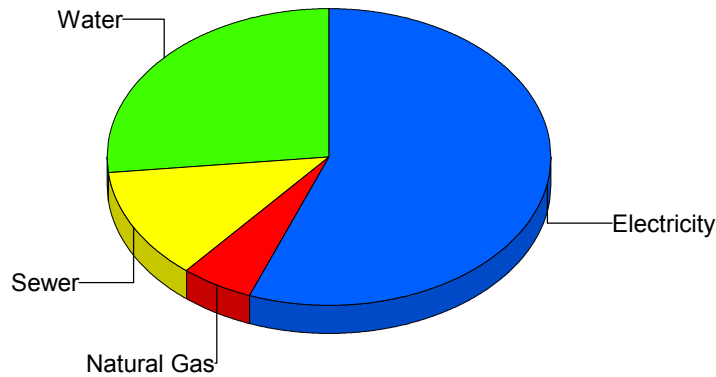
Cost Avoidance Program

Cost Summary Graph

Grouped by Energy Type

Energy Type	Use	Units	Meter Cost	Special Charges	Total Cost	Avg Unit Cost	% of Total Cost
Site: HAWKINS ELEMENTARY S - HAWKINS ELEMENTARY S							
Electricity	12,276	KWH	\$1,397.79	\$0.00	\$1,397.79	0.1139	55.88%
Natural Gas	27	CCF	\$128.89	\$0.00	\$128.89	4.7737	5.15%
Water	192	CCF	\$668.02	\$0.00	\$668.02	3.4793	26.71%
Sewer	88	CCF	\$306.62	\$0.00	\$306.62	3.4843	12.26%
Total Cost:			\$2,501.32	\$0.00	\$2,501.32		

For HAWKINS
ELEMENTARY
S



Electricity	55.9%
Natural Gas	5.2%
Sewer	12.3%
Water	26.7%
Total:	100.0%

Filters: Cost Center Name Not Equal To DoNotReport; Billing Period Equal To 201607All Meter CodesAll Group Names

elpaso

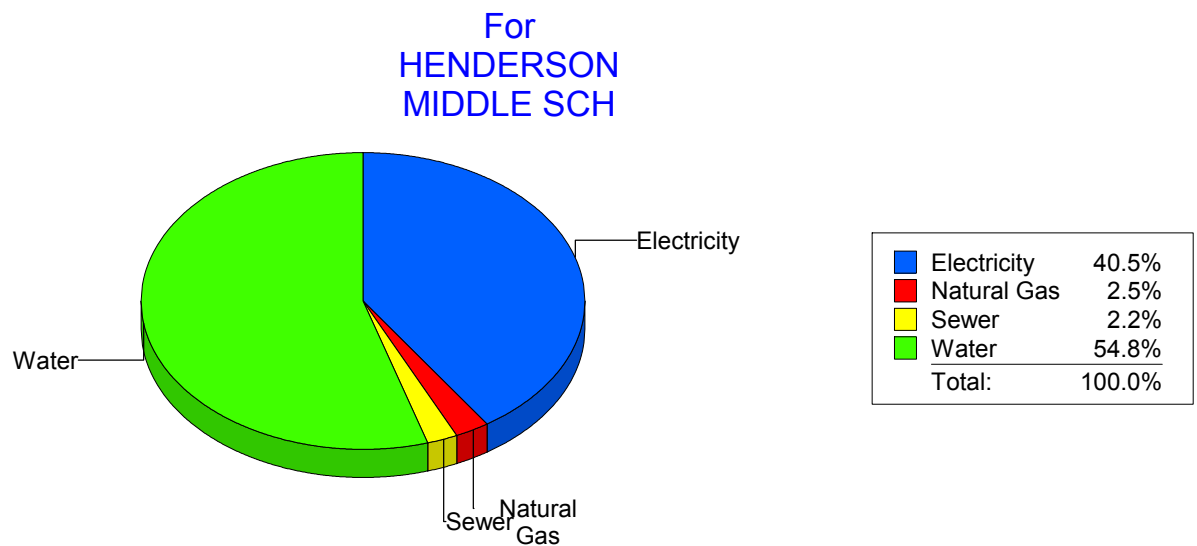
Energy CAP

Cost Avoidance Program

Cost Summary Graph

Grouped by Energy Type

Energy Type	Use	Units	Meter Cost	Special Charges	Total Cost	Avg Unit Cost	% of Total Cost
Site: HENDERSON MIDDLE SCH - HENDERSON MIDDLE SCH							
Electricity	40,090	KWH	\$5,167.87	\$0.00	\$5,167.87	0.1289	40.47%
Natural Gas	405	CCF	\$325.28	\$0.00	\$325.28	0.8032	2.55%
Water	1,633	CCF	\$6,997.45	\$0.00	\$6,997.45	4.2850	54.80%
Sewer	120	CCF	\$278.71	\$0.00	\$278.71	2.3226	2.18%
Total Cost:			\$12,769.31	\$0.00	\$12,769.31		



Filters: Cost Center Name Not Equal To DoNotReport; Billing Period Equal To 201607All Meter CodesAll Group Names

elpaso

Energy CAP

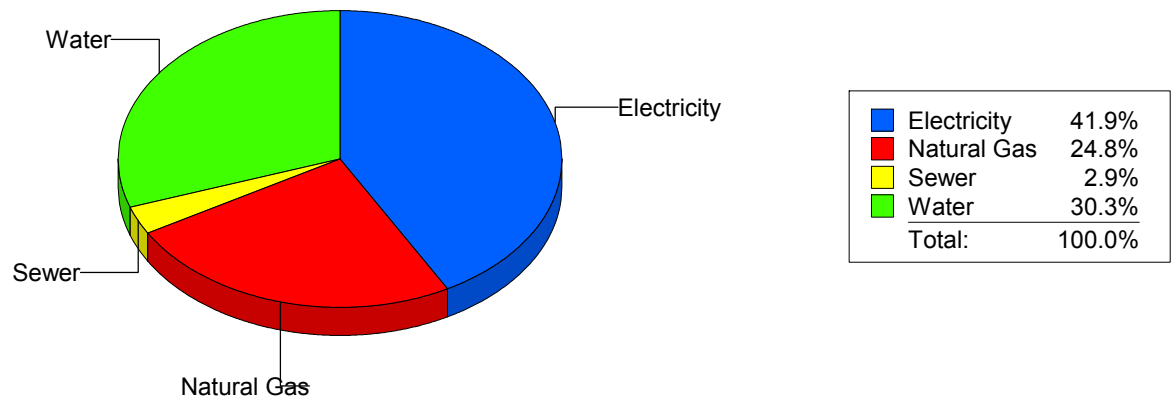
Cost Avoidance Program

Cost Summary Graph

Grouped by Energy Type

Energy Type	Use	Units	Meter Cost	Special Charges	Total Cost	Avg Unit Cost	% of Total Cost
Site: HERCULES COTTAGES - HERCULES COTTAGES							
Electricity	5,939	KWH	\$995.41	\$0.00	\$995.41	0.1676	41.93%
Natural Gas	5	CCF	\$589.76	\$0.00	\$589.76	117.9520	24.84%
Water	150	CCF	\$720.05	\$0.00	\$720.05	4.8003	30.33%
Sewer	18	CCF	\$69.00	\$0.00	\$69.00	3.8333	2.91%
Total Cost:			\$2,374.22	\$0.00	\$2,374.22		

For HERCULES
COTTAGES



Filters: Cost Center Name Not Equal To DoNotReport; Billing Period Equal To 201607All Meter CodesAll Group Names

el Paso

Energy CAP

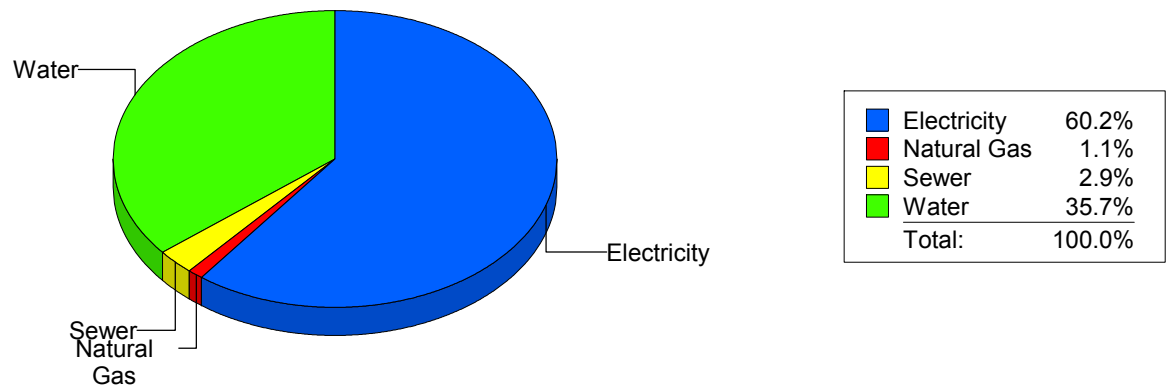
Cost Avoidance Program

Cost Summary Graph

Grouped by Energy Type

Energy Type	Use	Units	Meter Cost	Special Charges	Total Cost	Avg Unit Cost	% of Total Cost
Site: HERRERA - HERRERA ELEMENTARY							
Electricity	57,200	KWH	\$8,778.41	\$0.00	\$8,778.41	0.1535	60.18%
Natural Gas	111	CCF	\$165.56	\$0.00	\$165.56	1.4915	1.14%
Water	1,112	CCF	\$5,212.32	\$0.00	\$5,212.32	4.6873	35.73%
Sewer	94	CCF	\$429.90	\$0.00	\$429.90	4.5734	2.95%
Total Cost:			\$14,586.19	\$0.00	\$14,586.19		

For HERRERA
ELEMENTARY



Filters: Cost Center Name Not Equal To DoNotReport; Billing Period Equal To 201607All Meter CodesAll Group Names

elpaso

Energy CAP

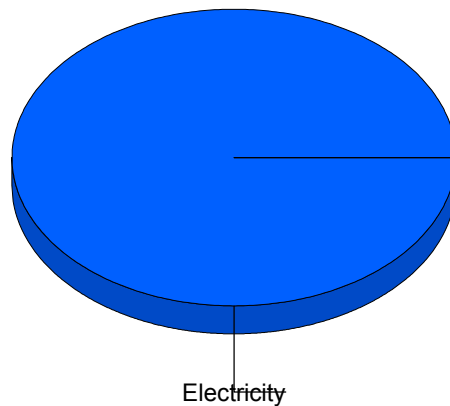
Cost Avoidance Program

Cost Summary Graph

Grouped by Energy Type

Energy Type	Use	Units	Meter Cost	Special Charges	Total Cost	Avg Unit Cost	% of Total Cost
Site: HIGHLAND/ANNEX - HIGHLAND/ANNEX							
Electricity	8,560	KWH	\$1,179.45	\$0.00	\$1,179.45	0.1378	100.00%
Total Cost:			\$1,179.45	\$0.00	\$1,179.45		

For
HIGHLAND/ANNEX



Filters: Cost Center Name Not Equal To DoNotReport; Billing Period Equal To 201607All Meter CodesAll Group Names

elpaso

Energy CAP

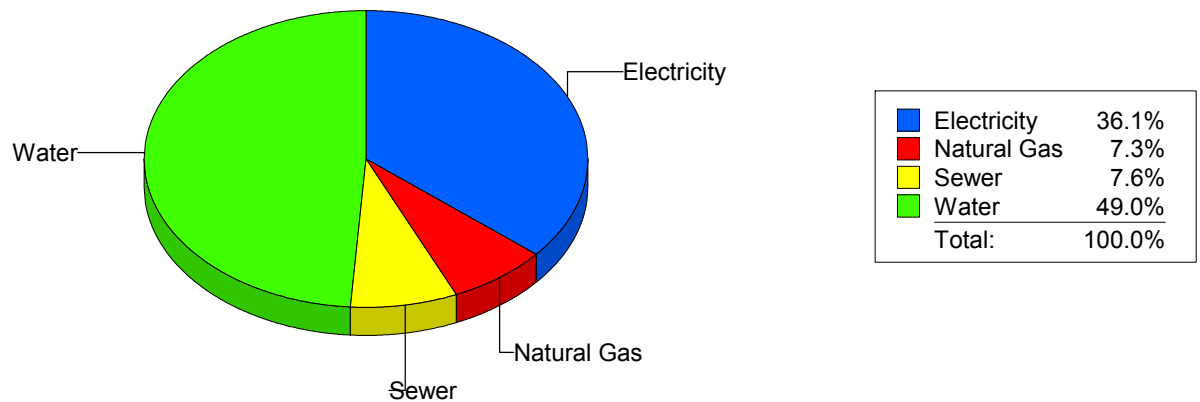
Cost Avoidance Program

Cost Summary Graph

Grouped by Energy Type

Energy Type	Use	Units	Meter Cost	Special Charges	Total Cost	Avg Unit Cost	% of Total Cost
Site: HILLSIDE ELEMENTARY - HILLSIDE ELEMENTARY							
Electricity	17,307	KWH	\$2,014.02	\$0.00	\$2,014.02	0.1164	36.12%
Natural Gas	119	CCF	\$404.97	\$0.00	\$404.97	3.4031	7.26%
Water	575	CCF	\$2,732.82	\$0.00	\$2,732.82	4.7527	49.01%
Sewer	100	CCF	\$424.13	\$0.00	\$424.13	4.2413	7.61%
Total Cost:			\$5,575.94	\$0.00	\$5,575.94		

For HILLSIDE
ELEMENTARY



Filters: Cost Center Name Not Equal To DoNotReport; Billing Period Equal To 201607All Meter CodesAll Group Names

elpaso

Energy CAP

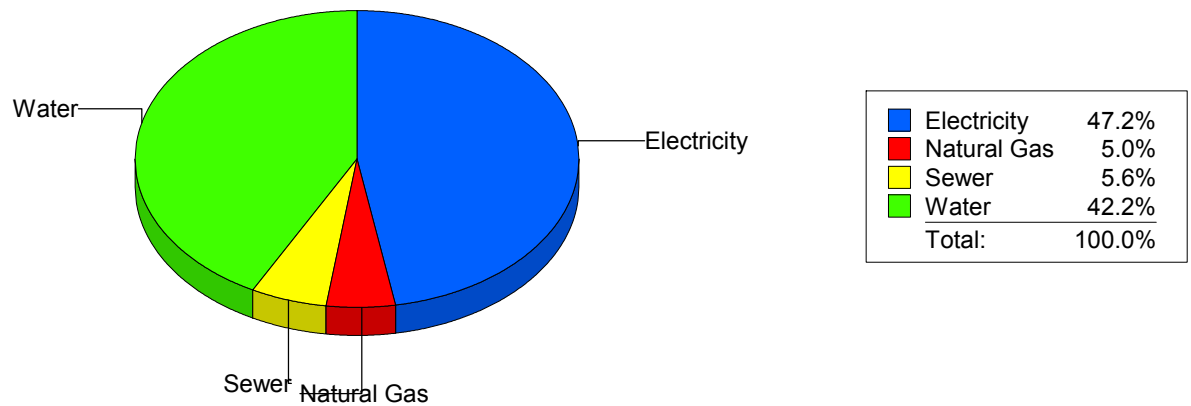
Cost Avoidance Program

Cost Summary Graph

Grouped by Energy Type

Energy Type	Use	Units	Meter Cost	Special Charges	Total Cost	Avg Unit Cost	% of Total Cost
Site: HOUSTON INTERMEDIATE - HOUSTON INTERMEDIATE							
Electricity	27,800	KWH	\$3,568.37	\$0.00	\$3,568.37	0.1284	47.17%
Natural Gas	64	CCF	\$379.51	\$0.00	\$379.51	5.9298	5.02%
Water	592	CCF	\$3,190.06	\$0.00	\$3,190.06	5.3886	42.17%
Sewer	94	CCF	\$427.33	\$0.00	\$427.33	4.5461	5.65%
Total Cost:			\$7,565.27	\$0.00	\$7,565.27		

For HOUSTON
INTERMEDIATE



Filters: Cost Center Name Not Equal To DoNotReport; Billing Period Equal To 201607All Meter CodesAll Group Names

elpaso

Energy CAP

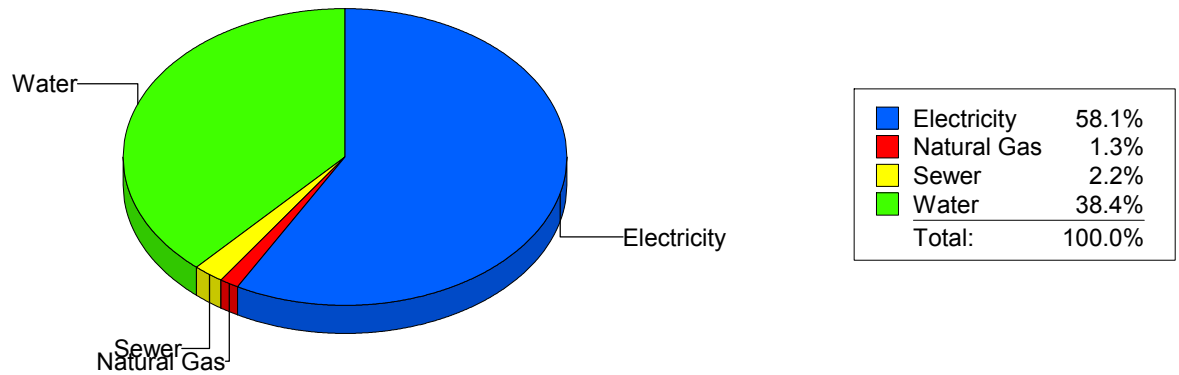
Cost Avoidance Program

Cost Summary Graph

Grouped by Energy Type

Energy Type	Use	Units	Meter Cost	Special Charges	Total Cost	Avg Unit Cost	% of Total Cost
Site: MOYE - HR MOYE							
Electricity	82,200	KWH	\$11,345.92	\$0.00	\$11,345.92	0.1380	58.09%
Natural Gas	273	CCF	\$253.45	\$0.00	\$253.45	0.9284	1.30%
Water	1,181	CCF	\$7,507.61	\$0.00	\$7,507.61	6.3570	38.44%
Sewer	91	CCF	\$424.95	\$0.00	\$424.95	4.6698	2.18%
Total Cost:			\$19,531.93	\$0.00	\$19,531.93		

For HR MOYE



Filters: Cost Center Name Not Equal To DoNotReport; Billing Period Equal To 201607All Meter CodesAll Group Names

elpaso

Energy CAP

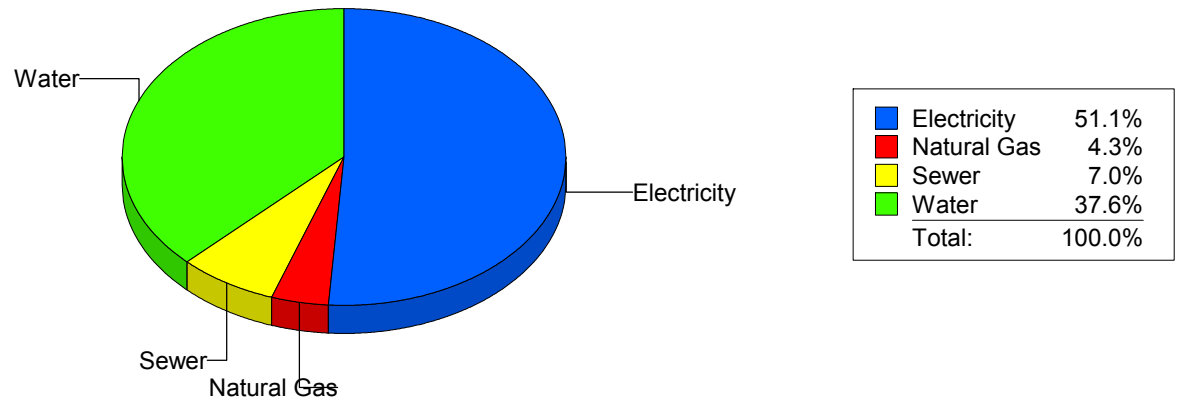
Cost Avoidance Program

Cost Summary Graph

Grouped by Energy Type

Energy Type	Use	Units	Meter Cost	Special Charges	Total Cost	Avg Unit Cost	% of Total Cost
Site: HUGHEY ELEMENTARY SC - HUGHEY ELEMENTARY SC							
Electricity	30,001	KWH	\$4,430.20	\$0.00	\$4,430.20	0.1477	51.09%
Natural Gas	46	CCF	\$372.00	\$0.00	\$372.00	8.0870	4.29%
Water	679	CCF	\$3,260.82	\$0.00	\$3,260.82	4.8024	37.60%
Sewer	163	CCF	\$608.79	\$0.00	\$608.79	3.7349	7.02%
Total Cost:			\$8,671.81	\$0.00	\$8,671.81		

For HUGHEY
ELEMENTARY
SC



Filters: Cost Center Name Not Equal To DoNotReport; Billing Period Equal To 201607All Meter CodesAll Group Names

elpaso

Energy CAP

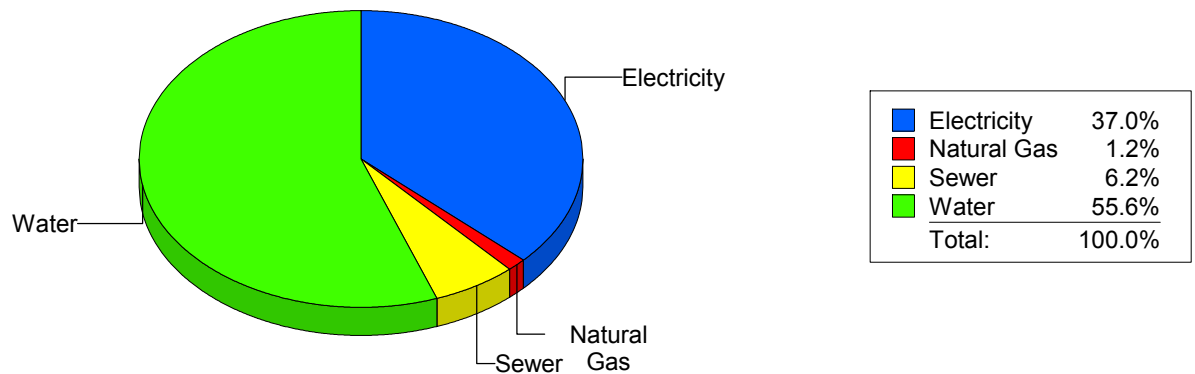
Cost Avoidance Program

Cost Summary Graph

Grouped by Energy Type

Energy Type	Use	Units	Meter Cost	Special Charges	Total Cost	Avg Unit Cost	% of Total Cost
Site: IRVIN HIGH SCHOOL - IRVIN HIGH SCHOOL							
Electricity	93,842	KWH	\$10,945.57	\$0.00	\$10,945.57	0.1166	37.03%
Natural Gas	231	CCF	\$348.28	\$0.00	\$348.28	1.5077	1.18%
Water	4,082	CCF	\$16,442.83	\$0.00	\$16,442.83	4.0281	55.62%
Sewer	997	CCF	\$1,823.47	\$0.00	\$1,823.47	1.8290	6.17%
Total Cost:			\$29,560.15	\$0.00	\$29,560.15		

For IRVIN HIGH SCHOOL



Filters: Cost Center Name Not Equal To DoNotReport; Billing Period Equal To 201607All Meter CodesAll Group Names

elpaso

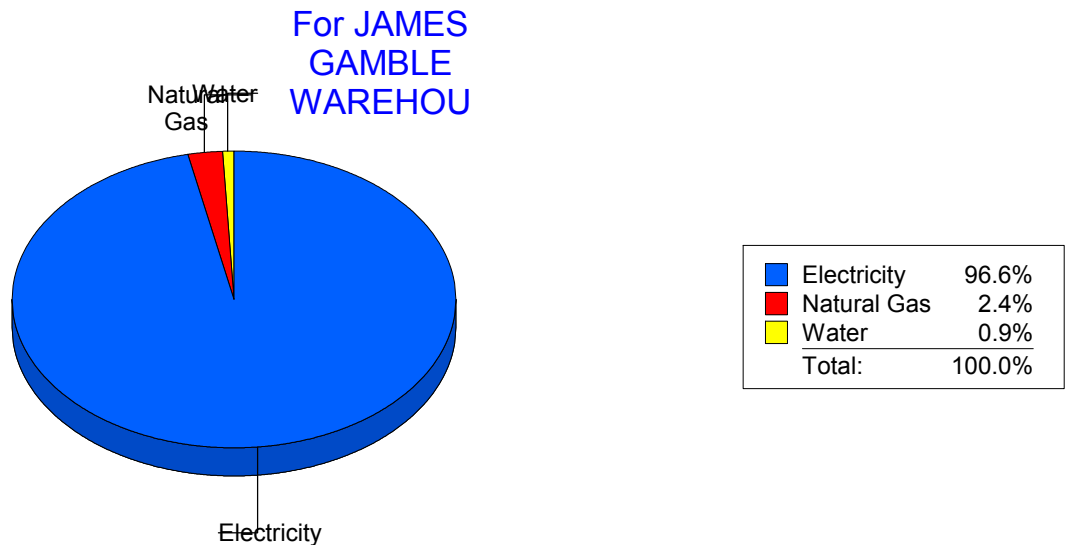
Energy CAP

Cost Avoidance Program

Cost Summary Graph

Grouped by Energy Type

Energy Type	Use	Units	Meter Cost	Special Charges	Total Cost	Avg Unit Cost	% of Total Cost
Site: JAMES GAMBLE WAREHOU - JAMES GAMBLE WAREHOU							
Electricity	35,500	KWH	\$4,859.60	\$0.00	\$4,859.60	0.1369	96.63%
Natural Gas	11	CCF	\$122.12	\$0.00	\$122.12	11.1018	2.43%
Water	0	CCF	\$47.14	\$0.00	\$47.14	0.0000	0.94%
Total Cost:			\$5,028.86	\$0.00	\$5,028.86		



Filters: Cost Center Name Not Equal To DoNotReport; Billing Period Equal To 201607All Meter CodesAll Group Names

elpaso

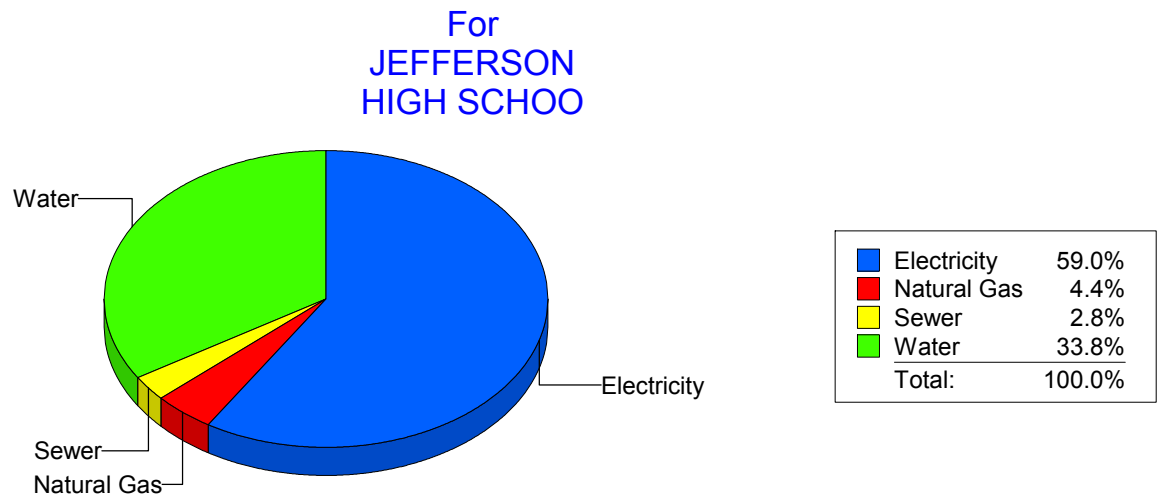
Energy CAP

Cost Avoidance Program

Cost Summary Graph

Grouped by Energy Type

Energy Type	Use	Units	Meter Cost	Special Charges	Total Cost	Avg Unit Cost	% of Total Cost
Site: JEFFERSON HIGH SCHOO - JEFFERSON HIGH SCHOO							
Electricity	121,282	KWH	\$15,330.69	\$0.00	\$15,330.69	0.1264	59.02%
Natural Gas	429	CCF	\$1,135.86	\$0.00	\$1,135.86	2.6477	4.37%
Water	2,206	CCF	\$8,787.57	\$0.00	\$8,787.57	3.9835	33.83%
Sewer	166	CCF	\$720.69	\$0.00	\$720.69	4.3415	2.77%
Total Cost:			\$25,974.81	\$0.00	\$25,974.81		



Filters: Cost Center Name Not Equal To DoNotReport; Billing Period Equal To 201607All Meter CodesAll Group Names

elpaso

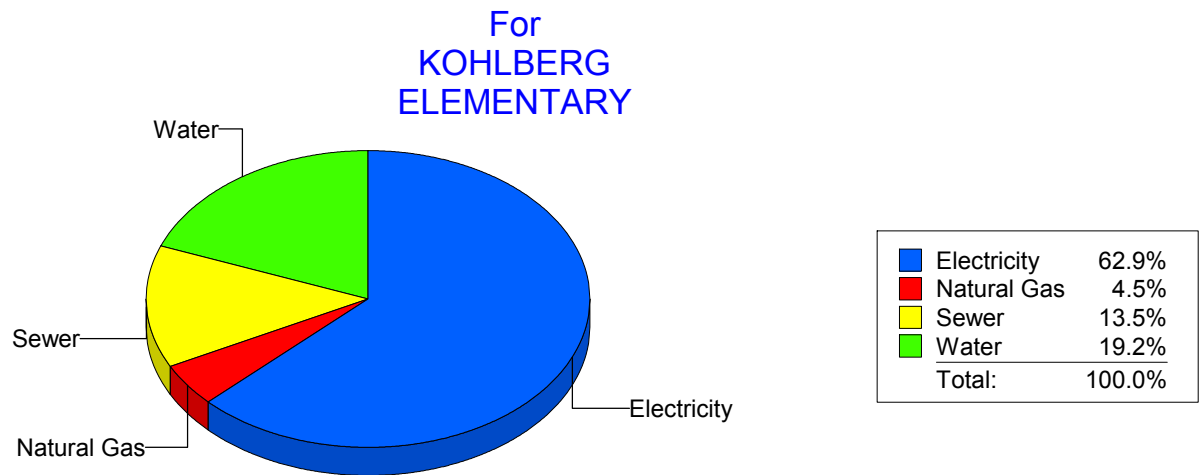
Energy CAP

Cost Avoidance Program

Cost Summary Graph

Grouped by Energy Type

Energy Type	Use	Units	Meter Cost	Special Charges	Total Cost	Avg Unit Cost	% of Total Cost
Site: KOHLBERG ELEMENTARY - KOHLBERG ELEMENTARY							
Electricity	26,060	KWH	\$3,599.24	\$0.00	\$3,599.24	0.1381	62.86%
Natural Gas	56	CCF	\$258.61	\$0.00	\$258.61	4.6180	4.52%
Water	458	CCF	\$1,097.35	\$0.00	\$1,097.35	2.3960	19.17%
Sewer	320	CCF	\$770.57	\$0.00	\$770.57	2.4080	13.46%
Total Cost:			\$5,725.77	\$0.00	\$5,725.77		



Filters: Cost Center Name Not Equal To DoNotReport; Billing Period Equal To 201607All Meter CodesAll Group Names

elpaso

Energy CAP

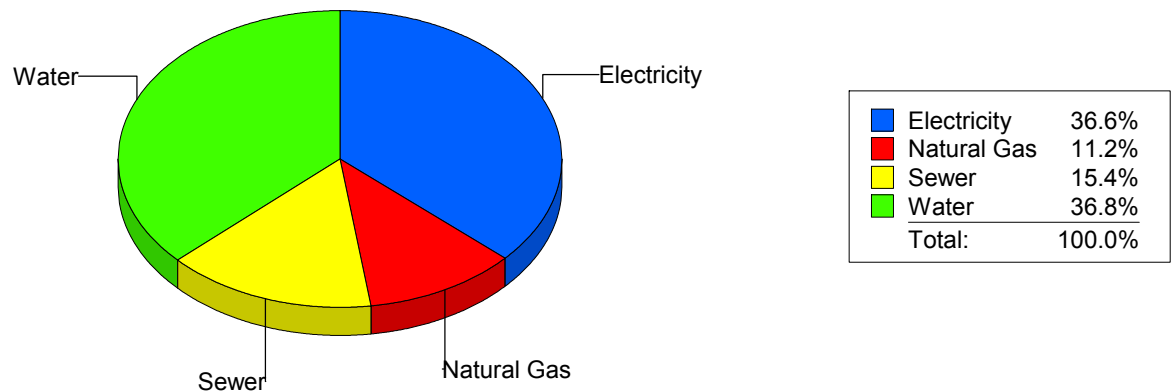
Cost Avoidance Program

Cost Summary Graph

Grouped by Energy Type

Energy Type	Use	Units	Meter Cost	Special Charges	Total Cost	Avg Unit Cost	% of Total Cost
Site: L. B. JOHNSON ELEMEN - L. B. JOHNSON ELEMEN							
Electricity	4,400	KWH	\$828.37	\$0.00	\$828.37	0.1883	36.58%
Natural Gas	44	CCF	\$253.57	\$0.00	\$253.57	5.7630	11.20%
Water	467	CCF	\$834.43	\$0.00	\$834.43	1.7868	36.84%
Sewer	103	CCF	\$348.37	\$0.00	\$348.37	3.3822	15.38%
Total Cost:			\$2,264.74	\$0.00	\$2,264.74		

For L. B.
JOHNSON
ELEMEN



Filters: Cost Center Name Not Equal To DoNotReport; Billing Period Equal To 201607All Meter CodesAll Group Names

elpaso

Energy CAP

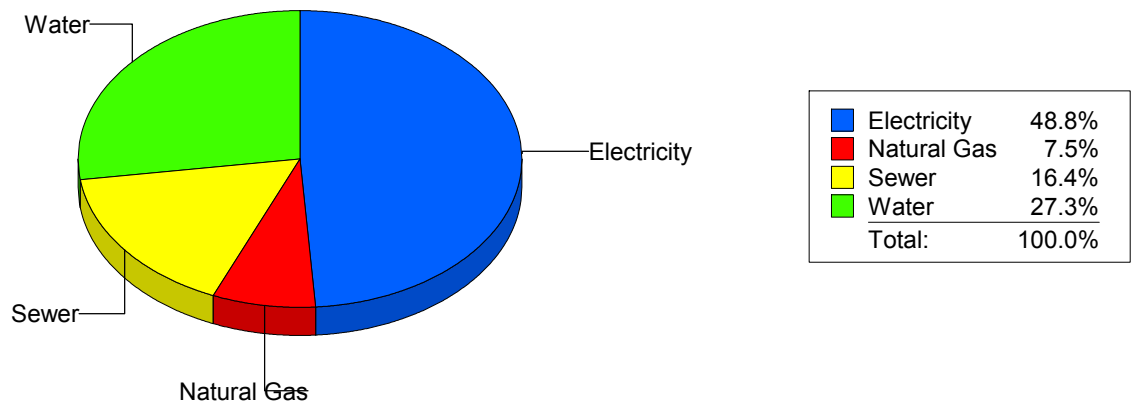
Cost Avoidance Program

Cost Summary Graph

Grouped by Energy Type

Energy Type	Use	Units	Meter Cost	Special Charges	Total Cost	Avg Unit Cost	% of Total Cost
Site: LAMAR ELEMENTARY SCH - LAMAR ELEMENTARY SCH							
Electricity	20,100	KWH	\$2,387.77	\$0.00	\$2,387.77	0.1188	48.80%
Natural Gas	37	CCF	\$368.15	\$0.00	\$368.15	9.9500	7.52%
Water	423	CCF	\$1,336.15	\$0.00	\$1,336.15	3.1587	27.31%
Sewer	220	CCF	\$800.55	\$0.00	\$800.55	3.6389	16.36%
Total Cost:			\$4,892.62	\$0.00	\$4,892.62		

For LAMAR
ELEMENTARY
SCH



Filters: Cost Center Name Not Equal To DoNotReport; Billing Period Equal To 201607All Meter CodesAll Group Names

elpaso

Energy CAP

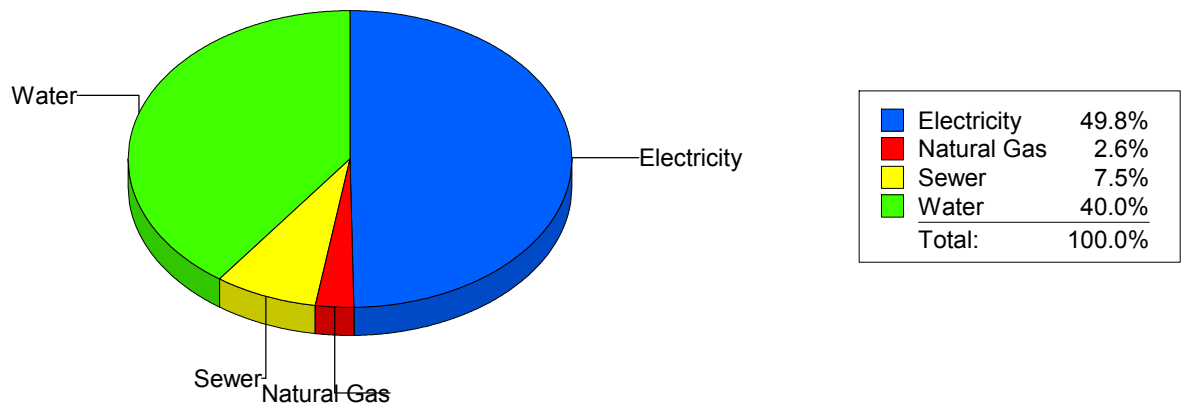
Cost Avoidance Program

Cost Summary Graph

Grouped by Energy Type

Energy Type	Use	Units	Meter Cost	Special Charges	Total Cost	Avg Unit Cost	% of Total Cost
Site: LEE ELEMENTARY - LEE ELEMENTARY							
Electricity	19,980	KWH	\$2,981.42	\$0.00	\$2,981.42	0.1492	49.79%
Natural Gas	97	CCF	\$158.32	\$0.00	\$158.32	1.6322	2.64%
Water	702	CCF	\$2,397.55	\$0.00	\$2,397.55	3.4153	40.04%
Sewer	68	CCF	\$451.15	\$0.00	\$451.15	6.6346	7.53%
Total Cost:			\$5,988.44	\$0.00	\$5,988.44		

For LEE
ELEMENTARY



Filters: Cost Center Name Not Equal To DoNotReport; Billing Period Equal To 201607All Meter CodesAll Group Names

elpaso

Energy CAP

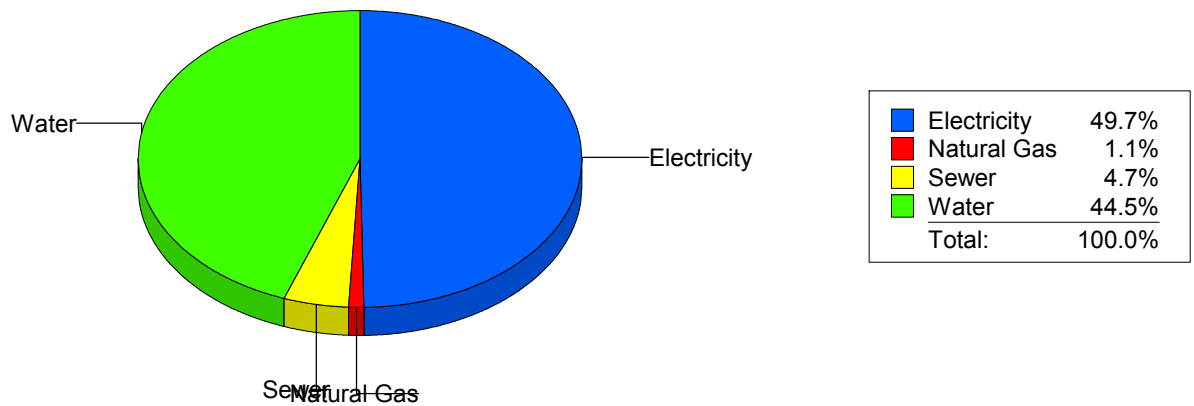
Cost Avoidance Program

Cost Summary Graph

Grouped by Energy Type

Energy Type	Use	Units	Meter Cost	Special Charges	Total Cost	Avg Unit Cost	% of Total Cost
Site: LINCOLN MIDDLE SCHOO - LINCOLN MIDDLE SCHOO							
Electricity	77,400	KWH	\$8,926.55	\$0.00	\$8,926.55	0.1153	49.75%
Natural Gas	156	CCF	\$190.01	\$0.00	\$190.01	1.2180	1.06%
Water	1,851	CCF	\$7,977.95	\$0.00	\$7,977.95	4.3101	44.46%
Sewer	407	CCF	\$849.97	\$0.00	\$849.97	2.0884	4.74%
Total Cost:			\$17,944.48	\$0.00	\$17,944.48		

For LINCOLN
MIDDLE
SCHOO



Filters: Cost Center Name Not Equal To DoNotReport; Billing Period Equal To 201607All Meter CodesAll Group Names

elpaso

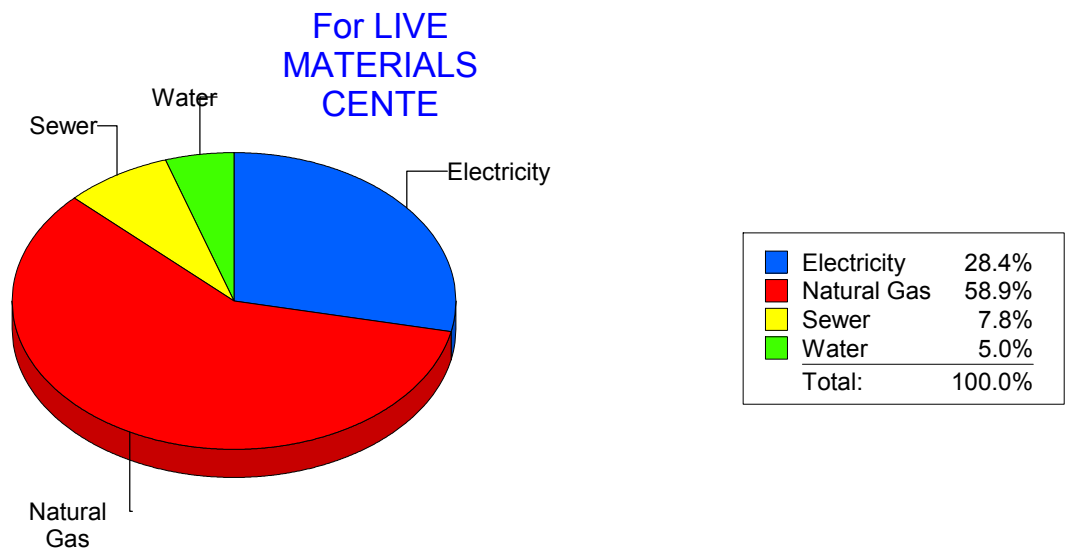
Energy CAP

Cost Avoidance Program

Cost Summary Graph

Grouped by Energy Type

Energy Type	Use	Units	Meter Cost	Special Charges	Total Cost	Avg Unit Cost	% of Total Cost
Site: LIVE MATERIALS CENTE - LIVE MATERIALS CENTE							
Electricity	578	KWH	\$113.31	\$0.00	\$113.31	0.1960	28.37%
Natural Gas	0	CCF	\$235.06	\$0.00	\$235.06	0.0000	58.86%
Water	4	CCF	\$19.84	\$0.00	\$19.84	4.9600	4.97%
Sewer	3	CCF	\$31.15	\$0.00	\$31.15	10.3833	7.80%
Total Cost:			\$399.36	\$0.00	\$399.36		



Filters: Cost Center Name Not Equal To DoNotReport; Billing Period Equal To 201607All Meter CodesAll Group Names

elpaso

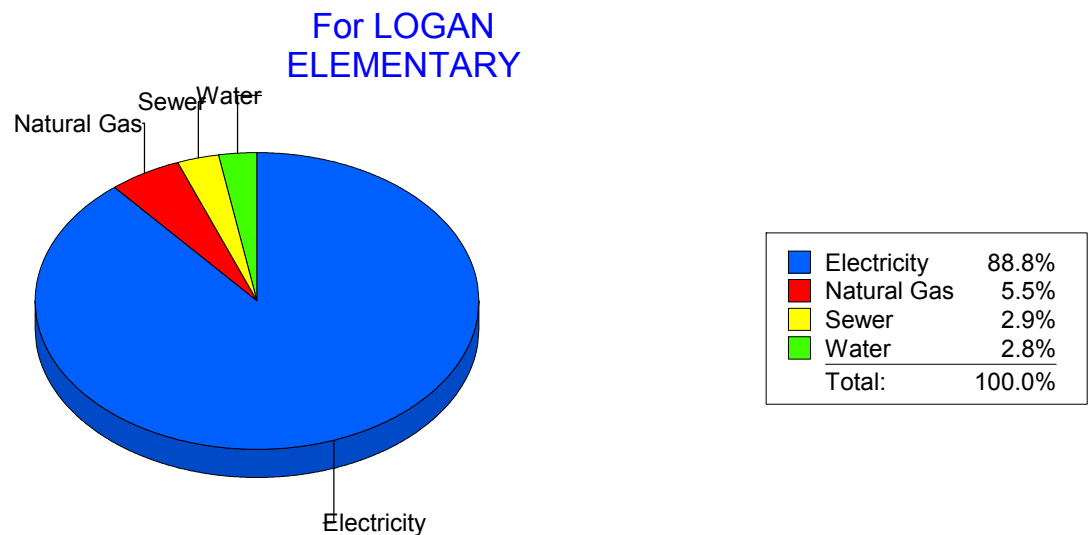
Energy CAP

Cost Avoidance Program

Cost Summary Graph

Grouped by Energy Type

Energy Type	Use	Units	Meter Cost	Special Charges	Total Cost	Avg Unit Cost	% of Total Cost
Site: LOGAN ELEMENTARY - LOGAN ELEMENTARY							
Electricity	211	KWH	\$2,615.14	\$0.00	\$2,615.14	12.3940	88.78%
Natural Gas	104	CCF	\$161.76	\$0.00	\$161.76	1.5554	5.49%
Water	1	CCF	\$83.07	\$0.00	\$83.07	83.0700	2.82%
Sewer	3	CCF	\$85.66	\$0.00	\$85.66	28.5533	2.91%
Total Cost:			\$2,945.63	\$0.00	\$2,945.63		



Filters: Cost Center Name Not Equal To DoNotReport; Billing Period Equal To 201607All Meter CodesAll Group Names

elpaso

Energy CAP

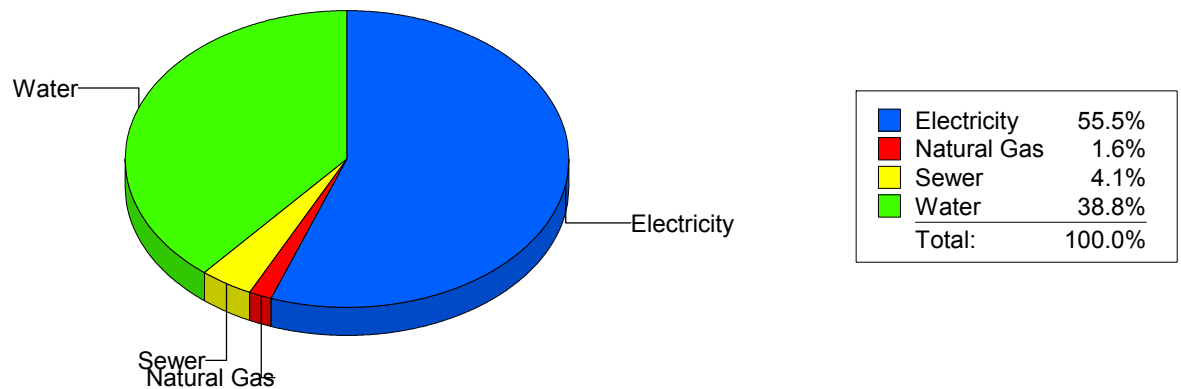
Cost Avoidance Program

Cost Summary Graph

Grouped by Energy Type

Energy Type	Use	Units	Meter Cost	Special Charges	Total Cost	Avg Unit Cost	% of Total Cost
Site: LUNDY - LUNDY							
Electricity	47,000	KWH	\$9,181.99	\$0.00	\$9,181.99	0.1954	55.54%
Natural Gas	53	CCF	\$257.35	\$0.00	\$257.35	4.8557	1.56%
Water	1,394	CCF	\$6,412.68	\$0.00	\$6,412.68	4.6002	38.79%
Sewer	245	CCF	\$679.05	\$0.00	\$679.05	2.7716	4.11%
Total Cost:			\$16,531.07	\$0.00	\$16,531.07		

For LUNDY



Filters: Cost Center Name Not Equal To DoNotReport; Billing Period Equal To 201607All Meter CodesAll Group Names

elpaso

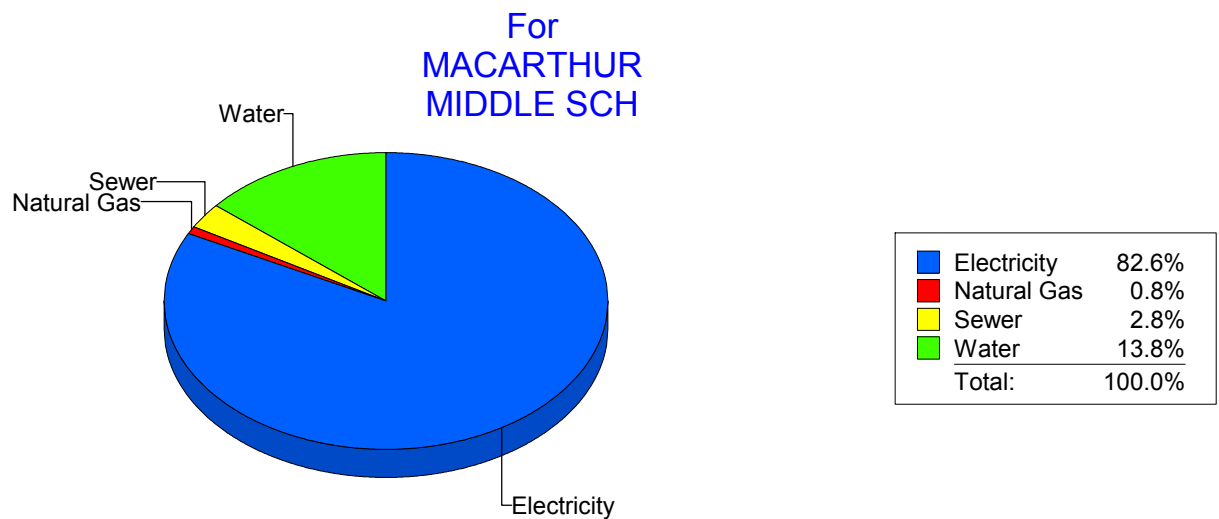
Energy CAP

Cost Avoidance Program

Cost Summary Graph

Grouped by Energy Type

Energy Type	Use	Units	Meter Cost	Special Charges	Total Cost	Avg Unit Cost	% of Total Cost
Site: MACARTHUR MIDDLE SCH - MACARTHUR MIDDLE SCH							
Electricity	110,560	KWH	\$12,972.04	\$0.00	\$12,972.04	0.1173	82.57%
Natural Gas	37	CCF	\$133.09	\$0.00	\$133.09	3.5970	0.85%
Water	506	CCF	\$2,170.28	\$0.00	\$2,170.28	4.2891	13.81%
Sewer	156	CCF	\$435.82	\$0.00	\$435.82	2.7937	2.77%
Total Cost:			\$15,711.23	\$0.00	\$15,711.23		



Filters: Cost Center Name Not Equal To DoNotReport; Billing Period Equal To 201607All Meter CodesAll Group Names

elpaso

Energy CAP

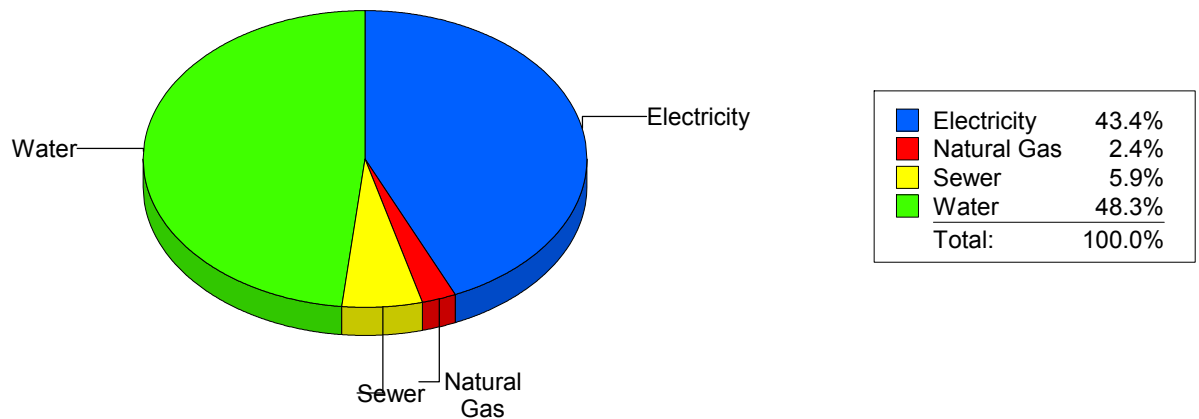
Cost Avoidance Program

Cost Summary Graph

Grouped by Energy Type

Energy Type	Use	Units	Meter Cost	Special Charges	Total Cost	Avg Unit Cost	% of Total Cost
Site: MAGOFFIN MIDDLE SCHO - MAGOFFIN MIDDLE SCHO							
Electricity	19,704	KWH	\$2,493.68	\$0.00	\$2,493.68	0.1266	43.36%
Natural Gas	53	CCF	\$139.87	\$0.00	\$139.87	2.6391	2.43%
Water	672	CCF	\$2,779.99	\$0.00	\$2,779.99	4.1369	48.34%
Sewer	38	CCF	\$337.50	\$0.00	\$337.50	8.8816	5.87%
Total Cost:			\$5,751.04	\$0.00	\$5,751.04		

For MAGOFFIN
MIDDLE SCHO



Filters: Cost Center Name Not Equal To DoNotReport; Billing Period Equal To 201607All Meter CodesAll Group Names

elpaso

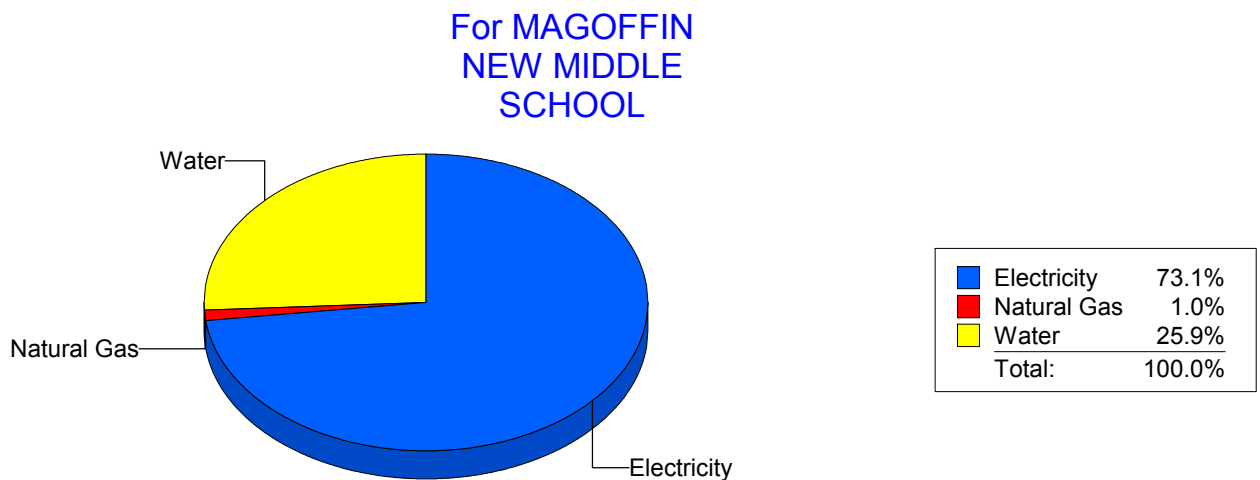
Energy CAP

Cost Avoidance Program

Cost Summary Graph

Grouped by Energy Type

Energy Type	Use	Units	Meter Cost	Special Charges	Total Cost	Avg Unit Cost	% of Total Cost
Site: MAGOFFINMIDDLESCHOOLN047 - MAGOFFIN NEW MIDDLE SCHOOL							
Electricity	127,600	KWH	\$15,696.70	\$0.00	\$15,696.70	0.1230	73.10%
Natural Gas	196	CCF	\$211.74	\$0.00	\$211.74	1.0803	0.99%
Water	1,196	CCF	\$5,565.46	\$0.00	\$5,565.46	4.6534	25.92%
Total Cost:			\$21,473.90	\$0.00	\$21,473.90		



Filters: Cost Center Name Not Equal To DoNotReport; Billing Period Equal To 201607All Meter CodesAll Group Names

elpaso

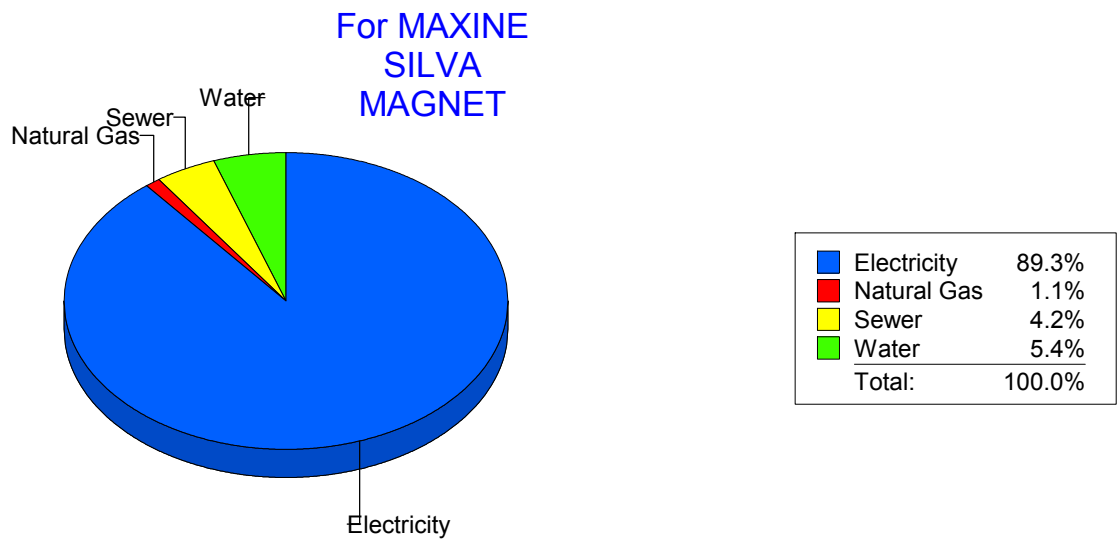
Energy CAP

Cost Avoidance Program

Cost Summary Graph

Grouped by Energy Type

Energy Type	Use	Units	Meter Cost	Special Charges	Total Cost	Avg Unit Cost	% of Total Cost
Site: MAXINE SILVA MAGNET - MAXINE SILVA MAGNET							
Electricity	81,900	KWH	\$9,347.12	\$0.00	\$9,347.12	0.1141	89.26%
Natural Gas	0	CCF	\$117.53	\$0.00	\$117.53	0.0000	1.12%
Water	201	CCF	\$564.46	\$0.00	\$564.46	2.8083	5.39%
Sewer	160	CCF	\$442.42	\$0.00	\$442.42	2.7651	4.22%
Total Cost:			\$10,471.53	\$0.00	\$10,471.53		



Filters: Cost Center Name Not Equal To DoNotReport; Billing Period Equal To 201607All Meter CodesAll Group Names

elpaso

Energy CAP

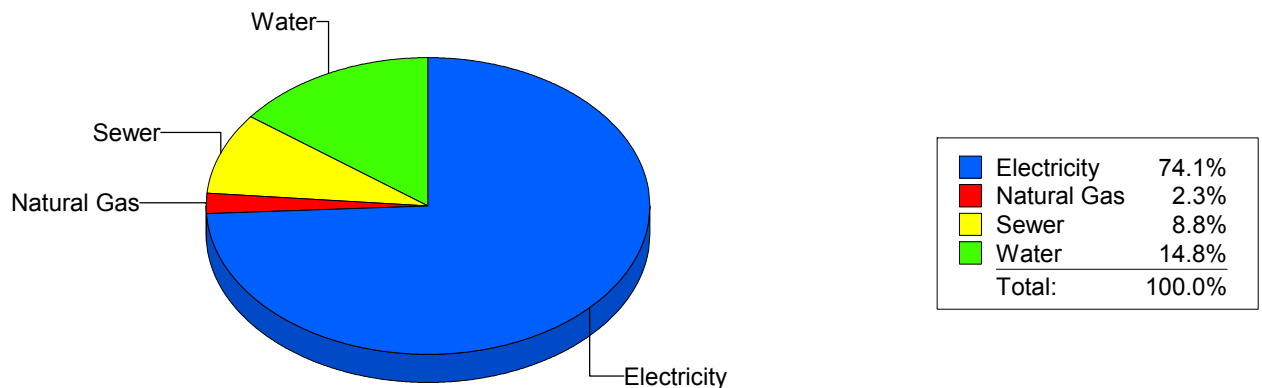
Cost Avoidance Program

Cost Summary Graph

Grouped by Energy Type

Energy Type	Use	Units	Meter Cost	Special Charges	Total Cost	Avg Unit Cost	% of Total Cost
Site: MESITA ELEMENTARY - MESITA ELEMENTARY							
Electricity	65,880	KWH	\$9,186.71	\$0.00	\$9,186.71	0.1394	74.11%
Natural Gas	117	CCF	\$284.26	\$0.00	\$284.26	2.4296	2.29%
Water	354	CCF	\$1,835.54	\$0.00	\$1,835.54	5.1851	14.81%
Sewer	494	CCF	\$1,089.90	\$0.00	\$1,089.90	2.2063	8.79%
Total Cost:			\$12,396.41	\$0.00	\$12,396.41		

For MESITA
ELEMENTARY



Filters: Cost Center Name Not Equal To DoNotReport; Billing Period Equal To 201607All Meter CodesAll Group Names

elpaso

Energy CAP

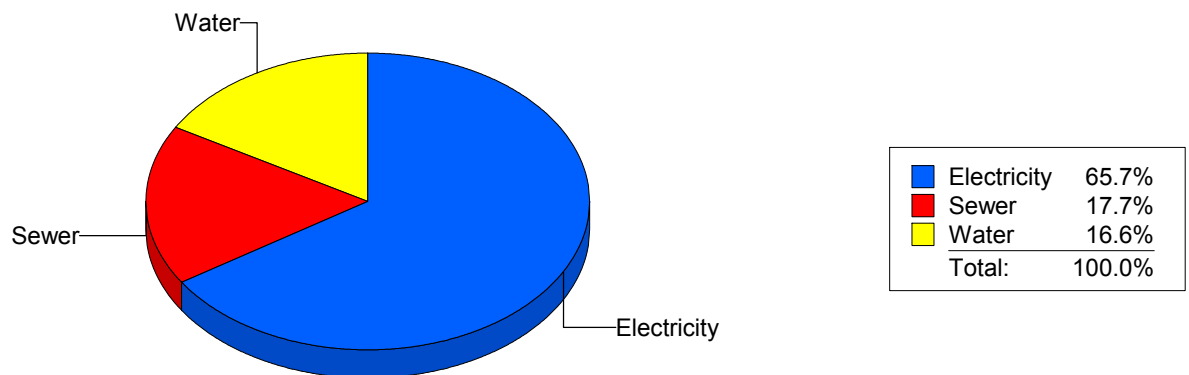
Cost Avoidance Program

Cost Summary Graph

Grouped by Energy Type

Energy Type	Use	Units	Meter Cost	Special Charges	Total Cost	Avg Unit Cost	% of Total Cost
Site: MILAM ELEMENTARY - MILAM ELEMENTARY							
Electricity	5,400	KWH	\$1,081.34	\$0.00	\$1,081.34	0.2002	65.70%
Water	60	CCF	\$273.91	\$0.00	\$273.91	4.5652	16.64%
Sewer	68	CCF	\$290.62	\$0.00	\$290.62	4.2738	17.66%
Total Cost:			\$1,645.87	\$0.00	\$1,645.87		

For MILAM
ELEMENTARY



Filters: Cost Center Name Not Equal To DoNotReport; Billing Period Equal To 201607All Meter CodesAll Group Names

elpaso

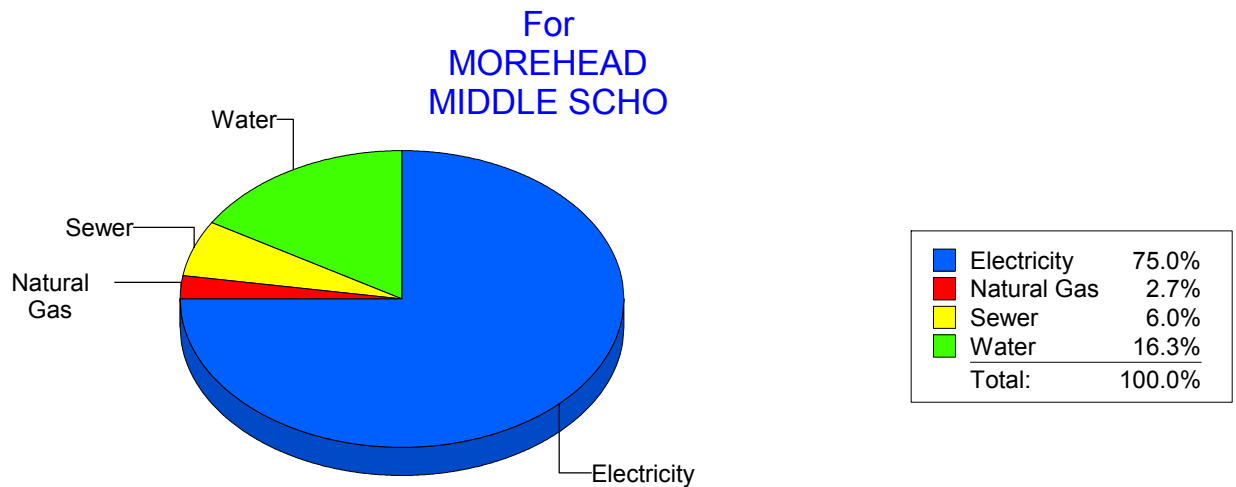
Energy CAP

Cost Avoidance Program

Cost Summary Graph

Grouped by Energy Type

Energy Type	Use	Units	Meter Cost	Special Charges	Total Cost	Avg Unit Cost	% of Total Cost
Site: MOREHEAD MIDDLE SCHO - MOREHEAD MIDDLE SCHO							
Electricity	161,604	KWH	\$15,527.05	\$0.00	\$15,527.05	0.0961	74.97%
Natural Gas	832	CCF	\$550.09	\$0.00	\$550.09	0.6612	2.66%
Water	2,070	CCF	\$3,384.84	\$0.00	\$3,384.84	1.6352	16.34%
Sewer	590	CCF	\$1,248.30	\$0.00	\$1,248.30	2.1158	6.03%
Total Cost:			\$20,710.28	\$0.00	\$20,710.28		



Filters: Cost Center Name Not Equal To DoNotReport; Billing Period Equal To 201607All Meter CodesAll Group Names

elpaso

Energy CAP

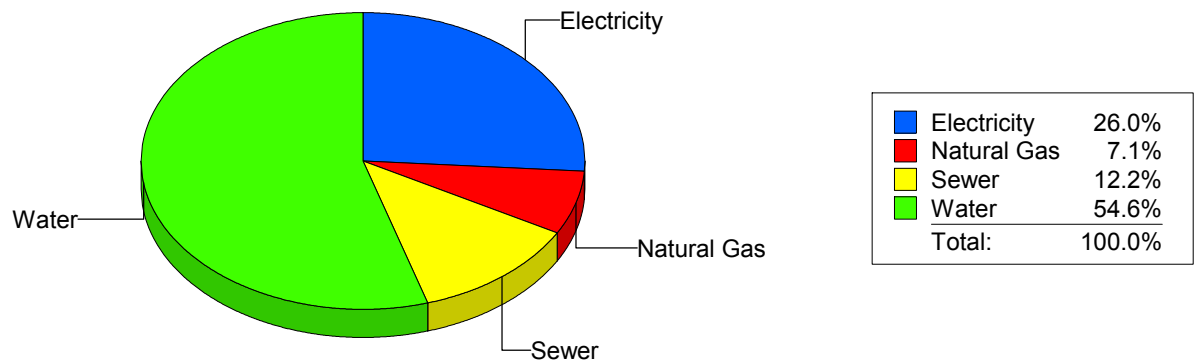
Cost Avoidance Program

Cost Summary Graph

Grouped by Energy Type

Energy Type	Use	Units	Meter Cost	Special Charges	Total Cost	Avg Unit Cost	% of Total Cost
Site: NEWMAN ELEMENTARY - NEWMAN ELEMENTARY							
Electricity	9,652	KWH	\$1,359.56	\$0.00	\$1,359.56	0.1409	26.03%
Natural Gas	48	CCF	\$372.77	\$0.00	\$372.77	7.7660	7.14%
Water	872	CCF	\$2,853.72	\$0.00	\$2,853.72	3.2726	54.64%
Sewer	298	CCF	\$636.56	\$0.00	\$636.56	2.1361	12.19%
Total Cost:			\$5,222.61	\$0.00	\$5,222.61		

For NEWMAN
ELEMENTARY



Filters: Cost Center Name Not Equal To DoNotReport; Billing Period Equal To 201607All Meter CodesAll Group Names

elpaso

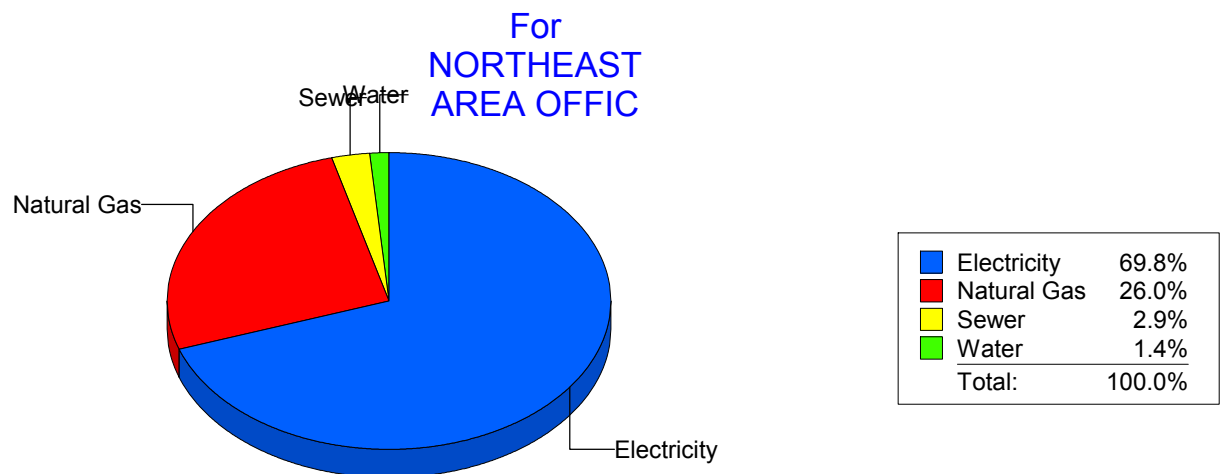
Energy CAP

Cost Avoidance Program

Cost Summary Graph

Grouped by Energy Type

Energy Type	Use	Units	Meter Cost	Special Charges	Total Cost	Avg Unit Cost	% of Total Cost
Site: NORTHEAST AREA OFFIC - NORTHEAST AREA OFFIC							
Electricity	19,480	KWH	\$1,262.86	\$0.00	\$1,262.86	0.0648	69.76%
Natural Gas	0	CCF	\$470.12	\$0.00	\$470.12	0.0000	25.97%
Water	0	CCF	\$24.80	\$0.00	\$24.80	0.0000	1.37%
Sewer	1	CCF	\$52.40	\$0.00	\$52.40	52.4000	2.89%
Total Cost:			\$1,810.18	\$0.00	\$1,810.18		



Filters: Cost Center Name Not Equal To DoNotReport; Billing Period Equal To 201607All Meter CodesAll Group Names

elpaso


Energy CAP

Cost Avoidance Program

Cost Summary Graph

Grouped by Energy Type

Energy Type	Use	Units	Meter Cost	Special Charges	Total Cost	Avg Unit Cost	% of Total Cost
Site: NORTHEAST AREA TRANS - NORTHEAST AREA TRANS							
Electricity	5,220	KWH	\$586.55	\$0.00	\$586.55	0.1124	26.09%
Natural Gas	26	CCF	\$246.00	\$0.00	\$246.00	9.4615	10.94%
Water	188	CCF	\$1,078.23	\$0.00	\$1,078.23	5.7353	47.96%
Sewer	38	CCF	\$337.50	\$0.00	\$337.50	8.8816	15.01%
Total Cost:			\$2,248.28	\$0.00	\$2,248.28		



Filters: Cost Center Name Not Equal To DoNotReport; Billing Period Equal To 201607All Meter CodesAll Group Names

elpaso

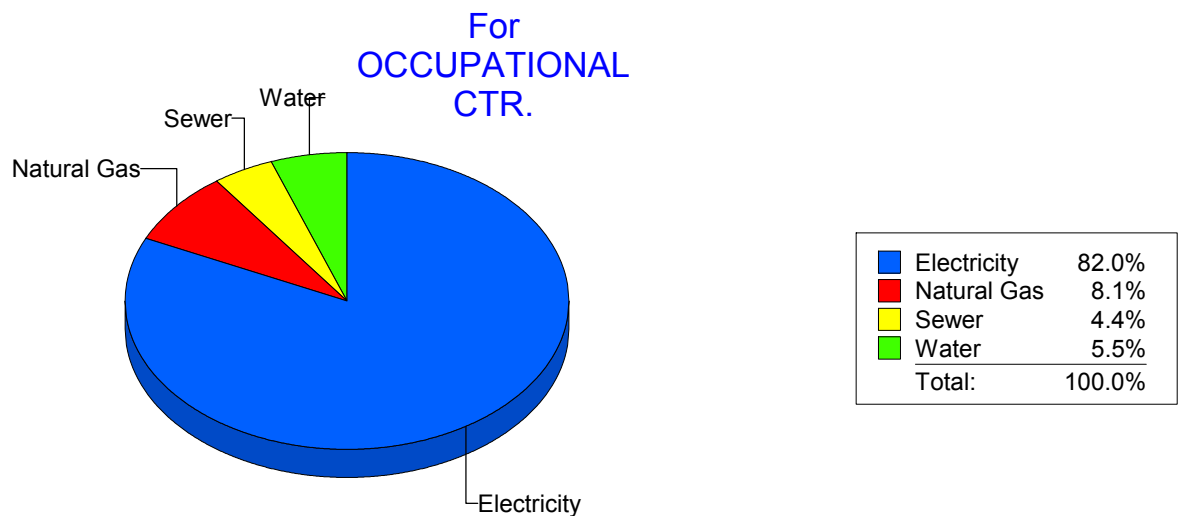
Energy CAP

Cost Avoidance Program

Cost Summary Graph

Grouped by Energy Type

Energy Type	Use	Units	Meter Cost	Special Charges	Total Cost	Avg Unit Cost	% of Total Cost
Site: OCCUPATIONAL CTR. - OCCUPATIONAL CTR.							
Electricity	8,100	KWH	\$1,342.36	\$0.00	\$1,342.36	0.1657	82.02%
Natural Gas	36	CCF	\$132.67	\$0.00	\$132.67	3.6853	8.11%
Water	3	CCF	\$89.26	\$0.00	\$89.26	29.7533	5.45%
Sewer	5	CCF	\$72.40	\$0.00	\$72.40	14.4800	4.42%
Total Cost:			\$1,636.69	\$0.00	\$1,636.69		



Filters: Cost Center Name Not Equal To DoNotReport; Billing Period Equal To 201607All Meter CodesAll Group Names

elpaso

Energy CAP

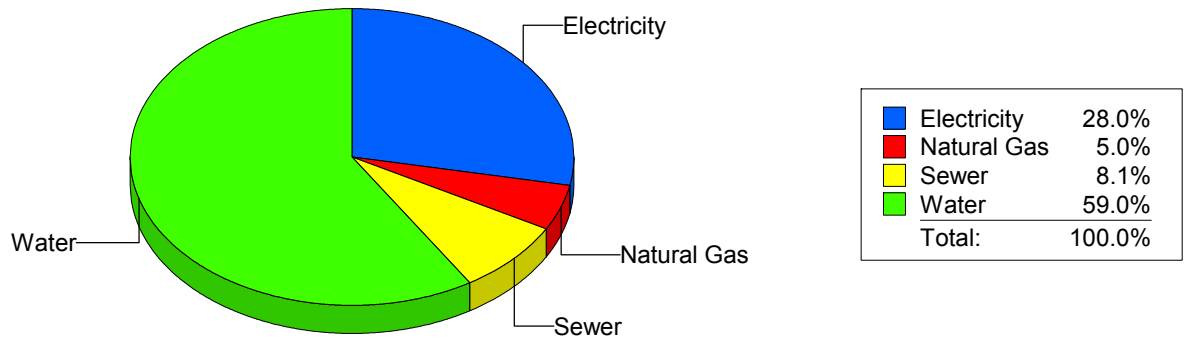
Cost Avoidance Program

Cost Summary Graph

Grouped by Energy Type

Energy Type	Use	Units	Meter Cost	Special Charges	Total Cost	Avg Unit Cost	% of Total Cost
Site: PARK ELEMENTARY - PARK ELEMENTARY							
Electricity	10,604	KWH	\$1,380.65	\$0.00	\$1,380.65	0.1302	28.00%
Natural Gas	22	CCF	\$244.17	\$0.00	\$244.17	11.0986	4.95%
Water	566	CCF	\$2,908.99	\$0.00	\$2,908.99	5.1396	58.99%
Sewer	104	CCF	\$397.17	\$0.00	\$397.17	3.8189	8.05%
Total Cost:			\$4,930.98	\$0.00	\$4,930.98		

For PARK
ELEMENTARY



Filters: Cost Center Name Not Equal To DoNotReport; Billing Period Equal To 201607All Meter CodesAll Group Names

elpaso

Energy CAP

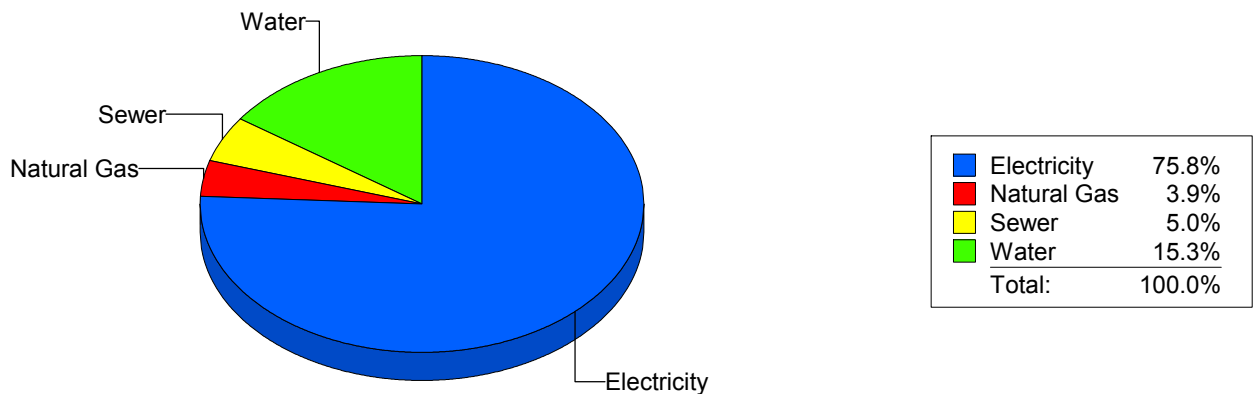
Cost Avoidance Program

Cost Summary Graph

Grouped by Energy Type

Energy Type	Use	Units	Meter Cost	Special Charges	Total Cost	Avg Unit Cost	% of Total Cost
Site: PAUL MORENO - PAUL MORENO							
Electricity	51,900	KWH	\$6,622.29	\$0.00	\$6,622.29	0.1276	75.81%
Natural Gas	214	CCF	\$339.05	\$0.00	\$339.05	1.5843	3.88%
Water	284	CCF	\$1,340.47	\$0.00	\$1,340.47	4.7200	15.34%
Sewer	116	CCF	\$433.97	\$0.00	\$433.97	3.7411	4.97%
Total Cost:			\$8,735.78	\$0.00	\$8,735.78		

For PAUL
MORENO



Filters: Cost Center Name Not Equal To DoNotReport; Billing Period Equal To 201607All Meter CodesAll Group Names

elpaso

Energy CAP

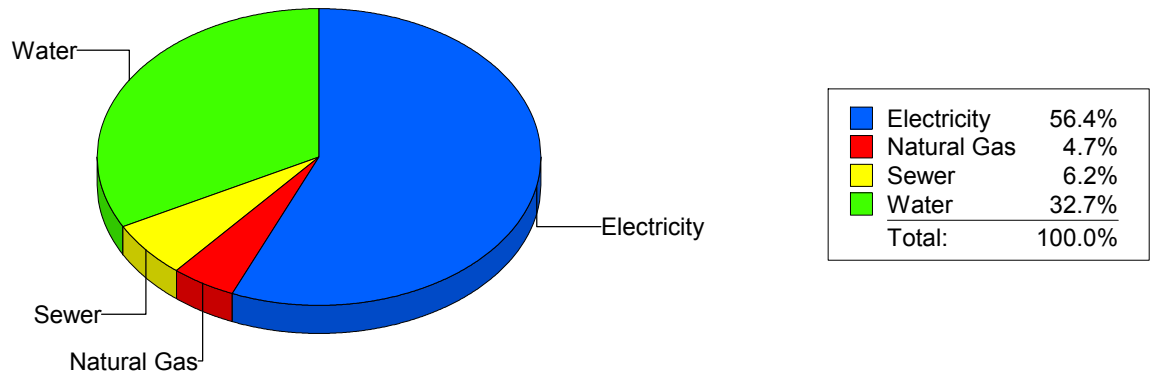
Cost Avoidance Program

Cost Summary Graph

Grouped by Energy Type

Energy Type	Use	Units	Meter Cost	Special Charges	Total Cost	Avg Unit Cost	% of Total Cost
Site: POLK ELEMENTARY - POLK ELEMENTARY							
Electricity	25,900	KWH	\$3,630.10	\$0.00	\$3,630.10	0.1402	56.44%
Natural Gas	150	CCF	\$304.27	\$0.00	\$304.27	2.0285	4.73%
Water	507	CCF	\$2,101.59	\$0.00	\$2,101.59	4.1451	32.67%
Sewer	132	CCF	\$396.22	\$0.00	\$396.22	3.0017	6.16%
Total Cost:			\$6,432.18	\$0.00	\$6,432.18		

For POLK
ELEMENTARY



Filters: Cost Center Name Not Equal To DoNotReport; Billing Period Equal To 201607All Meter CodesAll Group Names

elpaso

Energy CAP

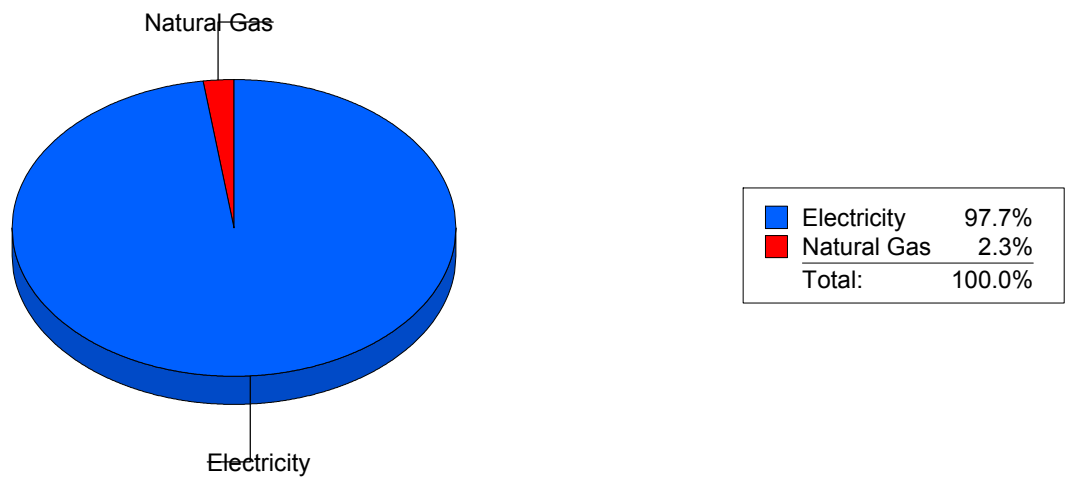
Cost Avoidance Program

Cost Summary Graph

Grouped by Energy Type

Energy Type	Use	Units	Meter Cost	Special Charges	Total Cost	Avg Unit Cost	% of Total Cost
Site: POWELL - POWELL							
Electricity	31,440	KWH	\$6,540.44	\$0.00	\$6,540.44	0.2080	97.70%
Natural Gas	87	CCF	\$154.12	\$0.00	\$154.12	1.7715	2.30%
Total Cost:			\$6,694.56	\$0.00	\$6,694.56		

For POWELL



Filters: Cost Center Name Not Equal To DoNotReport; Billing Period Equal To 201607All Meter CodesAll Group Names

el Paso

Energy CAP

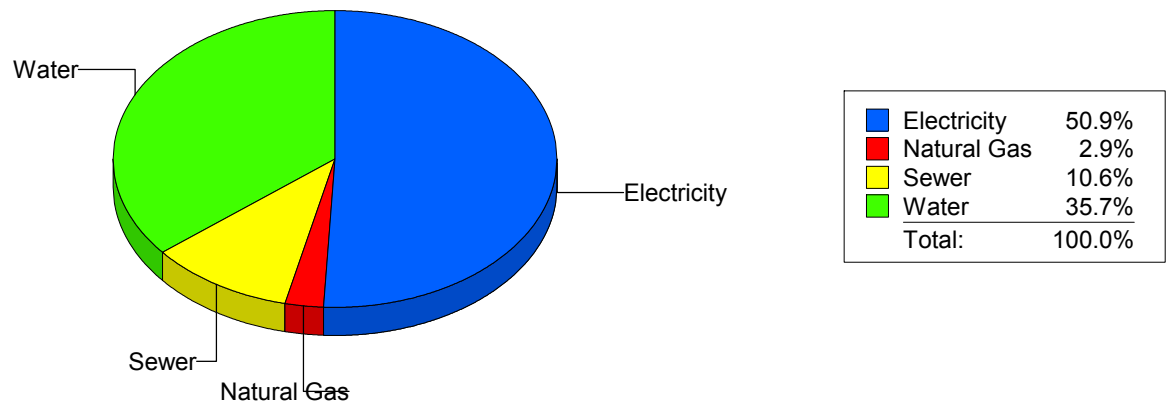
Cost Avoidance Program

Cost Summary Graph

Grouped by Energy Type

Energy Type	Use	Units	Meter Cost	Special Charges	Total Cost	Avg Unit Cost	% of Total Cost
Site: PUTNAM ELEMENTARY - PUTNAM ELEMENTARY							
Electricity	11,554	KWH	\$2,093.24	\$0.00	\$2,093.24	0.1812	50.86%
Natural Gas	0	CCF	\$117.53	\$0.00	\$117.53	0.0000	2.86%
Water	513	CCF	\$1,470.50	\$0.00	\$1,470.50	2.8665	35.73%
Sewer	206	CCF	\$434.19	\$0.00	\$434.19	2.1077	10.55%
Total Cost:			\$4,115.46	\$0.00	\$4,115.46		

For PUTNAM
ELEMENTARY



Filters: Cost Center Name Not Equal To DoNotReport; Billing Period Equal To 201607All Meter CodesAll Group Names

el Paso

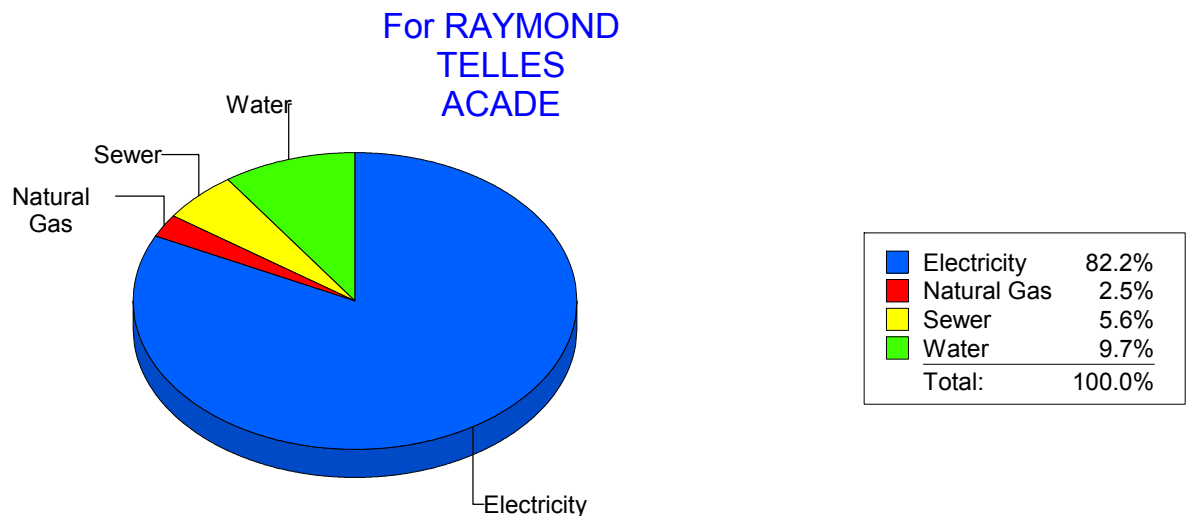
Energy CAP

Cost Avoidance Program

Cost Summary Graph

Grouped by Energy Type

Energy Type	Use	Units	Meter Cost	Special Charges	Total Cost	Avg Unit Cost	% of Total Cost
Site: RAYMOND TELLES ACADE - RAYMOND TELLES ACADE							
Electricity	35,200	KWH	\$3,836.29	\$0.00	\$3,836.29	0.1090	82.22%
Natural Gas	3	CCF	\$118.79	\$0.00	\$118.79	39.5967	2.55%
Water	106	CCF	\$451.76	\$0.00	\$451.76	4.2619	9.68%
Sewer	49	CCF	\$259.27	\$0.00	\$259.27	5.2912	5.56%
Total Cost:			\$4,666.11	\$0.00	\$4,666.11		



Filters: Cost Center Name Not Equal To DoNotReport; Billing Period Equal To 201607All Meter CodesAll Group Names

elpaso

Energy CAP

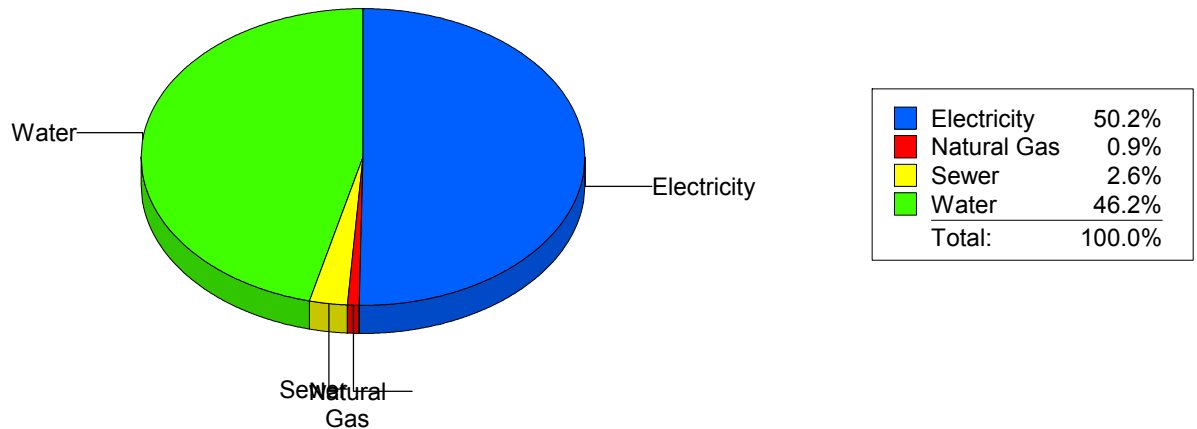
Cost Avoidance Program

Cost Summary Graph

Grouped by Energy Type

Energy Type	Use	Units	Meter Cost	Special Charges	Total Cost	Avg Unit Cost	% of Total Cost
Site: RICHARDSON MIDDLE - RICHARDSON MIDDLE							
Electricity	113,100	KWH	\$12,579.23	\$0.00	\$12,579.23	0.1112	50.22%
Natural Gas	243	CCF	\$237.26	\$0.00	\$237.26	0.9764	0.95%
Water	1,990	CCF	\$11,579.86	\$0.00	\$11,579.86	5.8190	46.23%
Sewer	287	CCF	\$651.97	\$0.00	\$651.97	2.2717	2.60%
Total Cost:			\$25,048.32	\$0.00	\$25,048.32		

For
RICHARDSON
MIDDLE



Filters: Cost Center Name Not Equal To DoNotReport; Billing Period Equal To 201607All Meter CodesAll Group Names

elpaso

Energy CAP

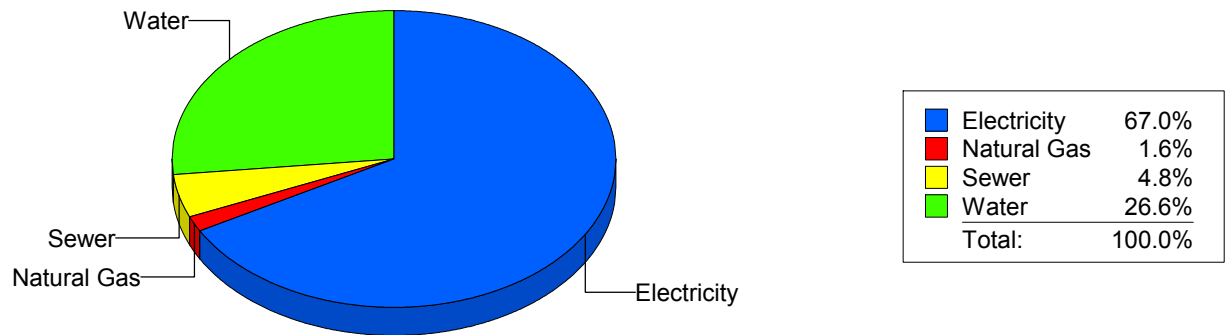
Cost Avoidance Program

Cost Summary Graph

Grouped by Energy Type

Energy Type	Use	Units	Meter Cost	Special Charges	Total Cost	Avg Unit Cost	% of Total Cost
Site: RIVERA ELEMENTARY - RIVERA ELEMENTARY							
Electricity	22,560	KWH	\$5,955.35	\$0.00	\$5,955.35	0.2640	67.03%
Natural Gas	62	CCF	\$143.60	\$0.00	\$143.60	2.3161	1.62%
Water	503	CCF	\$2,361.82	\$0.00	\$2,361.82	4.6955	26.58%
Sewer	149	CCF	\$424.27	\$0.00	\$424.27	2.8474	4.78%
Total Cost:			\$8,885.04	\$0.00	\$8,885.04		

For RIVERA
ELEMENTARY



Filters: Cost Center Name Not Equal To DoNotReport; Billing Period Equal To 201607All Meter CodesAll Group Names

el Paso

Energy CAP

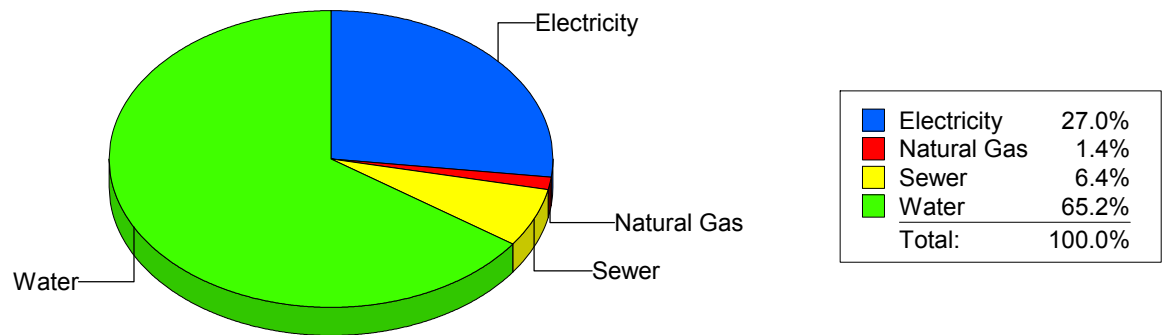
Cost Avoidance Program

Cost Summary Graph

Grouped by Energy Type

Energy Type	Use	Units	Meter Cost	Special Charges	Total Cost	Avg Unit Cost	% of Total Cost
Site: ROBERTS ELEMENTARY - ROBERTS ELEMENTARY							
Electricity	23,240	KWH	\$2,794.78	\$0.00	\$2,794.78	0.1203	27.05%
Natural Gas	70	CCF	\$146.97	\$0.00	\$146.97	2.0996	1.42%
Water	1,502	CCF	\$6,734.88	\$0.00	\$6,734.88	4.4839	65.17%
Sewer	290	CCF	\$656.92	\$0.00	\$656.92	2.2652	6.36%
Total Cost:			\$10,333.55	\$0.00	\$10,333.55		

For ROBERTS
ELEMENTARY



Filters: Cost Center Name Not Equal To DoNotReport; Billing Period Equal To 201607All Meter CodesAll Group Names

elpaso

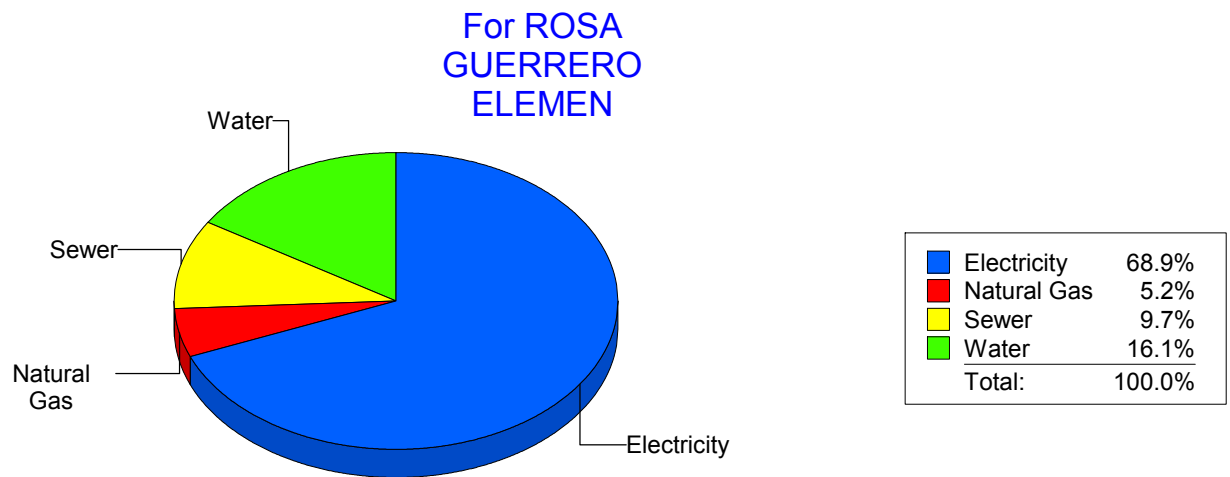
Energy CAP

Cost Avoidance Program

Cost Summary Graph

Grouped by Energy Type

Energy Type	Use	Units	Meter Cost	Special Charges	Total Cost	Avg Unit Cost	% of Total Cost
Site: ROSA GUERRERO ELEMEN - ROSA GUERRERO ELEMEN							
Electricity	20,960	KWH	\$3,296.20	\$0.00	\$3,296.20	0.1573	68.95%
Natural Gas	34	CCF	\$249.37	\$0.00	\$249.37	7.3344	5.22%
Water	237	CCF	\$771.38	\$0.00	\$771.38	3.2548	16.14%
Sewer	124	CCF	\$463.73	\$0.00	\$463.73	3.7398	9.70%
Total Cost:			\$4,780.68	\$0.00	\$4,780.68		



Filters: Cost Center Name Not Equal To DoNotReport; Billing Period Equal To 201607All Meter CodesAll Group Names

el paso

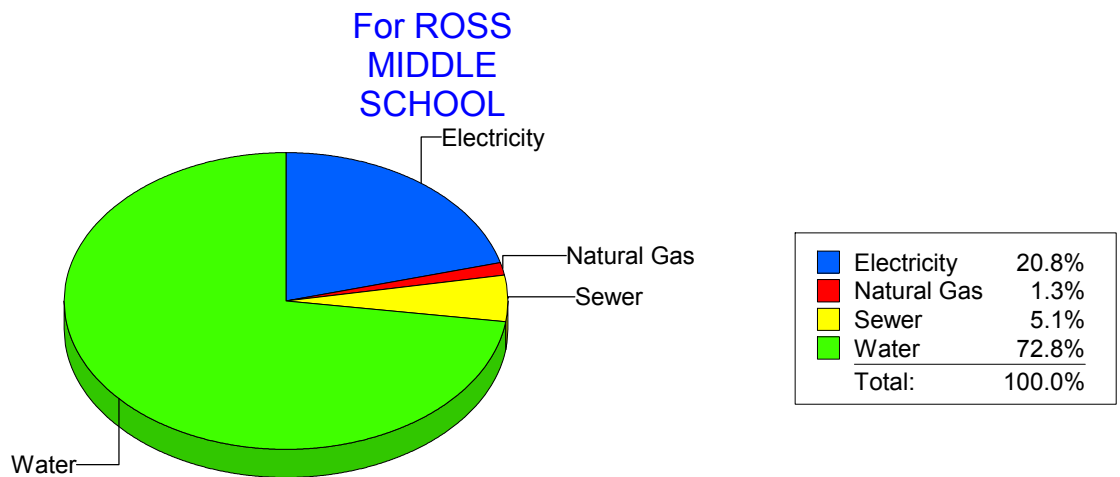
Energy CAP

Cost Avoidance Program

Cost Summary Graph

Grouped by Energy Type

Energy Type	Use	Units	Meter Cost	Special Charges	Total Cost	Avg Unit Cost	% of Total Cost
Site: ROSS MIDDLE SCHOOL - ROSS MIDDLE SCHOOL							
Electricity	25,985	KWH	\$3,812.23	\$0.00	\$3,812.23	0.1467	20.79%
Natural Gas	261	CCF	\$247.04	\$0.00	\$247.04	0.9465	1.35%
Water	2,771	CCF	\$13,345.67	\$0.00	\$13,345.67	4.8162	72.80%
Sewer	454	CCF	\$927.52	\$0.00	\$927.52	2.0430	5.06%
Total Cost:			\$18,332.46	\$0.00	\$18,332.46		



Filters: Cost Center Name Not Equal To DoNotReport; Billing Period Equal To 201607All Meter CodesAll Group Names

elpaso

Energy CAP

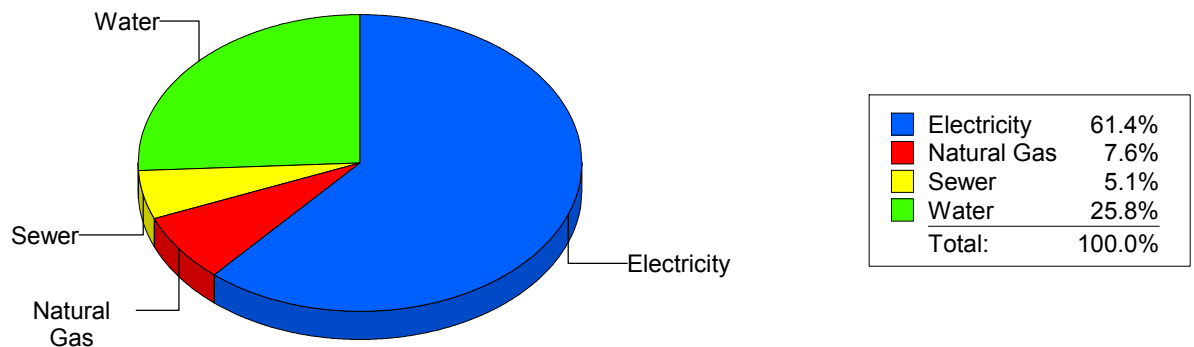
Cost Avoidance Program

Cost Summary Graph

Grouped by Energy Type

Energy Type	Use	Units	Meter Cost	Special Charges	Total Cost	Avg Unit Cost	% of Total Cost
Site: RUSK ELEMENTARY - RUSK ELEMENTARY							
Electricity	24,040	KWH	\$3,215.47	\$0.00	\$3,215.47	0.1338	61.40%
Natural Gas	109	CCF	\$399.54	\$0.00	\$399.54	3.6655	7.63%
Water	275	CCF	\$1,353.64	\$0.00	\$1,353.64	4.9223	25.85%
Sewer	57	CCF	\$268.57	\$0.00	\$268.57	4.7118	5.13%
Total Cost:			\$5,237.22	\$0.00	\$5,237.22		

For RUSK
ELEMENTARY



Filters: Cost Center Name Not Equal To DoNotReport; Billing Period Equal To 201607All Meter CodesAll Group Names

elpaso

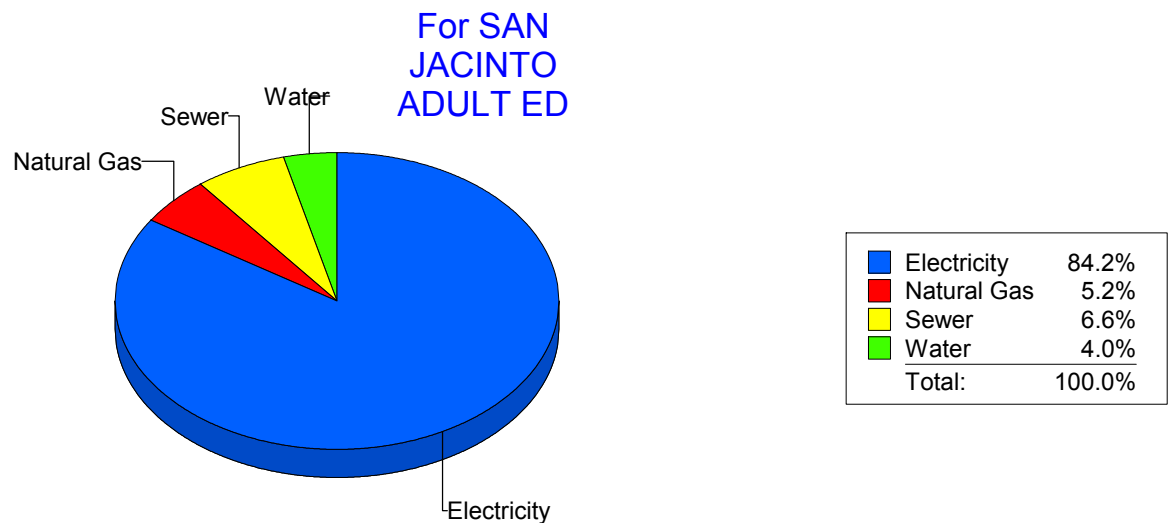
Energy CAP

Cost Avoidance Program

Cost Summary Graph

Grouped by Energy Type

Energy Type	Use	Units	Meter Cost	Special Charges	Total Cost	Avg Unit Cost	% of Total Cost
Site: SAN JACINTO ADULT ED - SAN JACINTO ADULT ED							
Electricity	9,600	KWH	\$1,905.61	\$0.00	\$1,905.61	0.1985	84.24%
Natural Gas	0	CCF	\$117.53	\$0.00	\$117.53	0.0000	5.20%
Water	5	CCF	\$90.51	\$0.00	\$90.51	18.1020	4.00%
Sewer	41	CCF	\$148.36	\$0.00	\$148.36	3.6185	6.56%
Total Cost:			\$2,262.01	\$0.00	\$2,262.01		



Filters: Cost Center Name Not Equal To DoNotReport; Billing Period Equal To 201607All Meter CodesAll Group Names

elpaso

Energy CAP

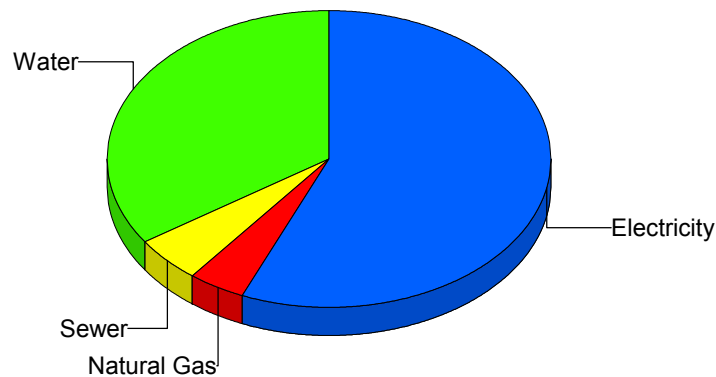
Cost Avoidance Program

Cost Summary Graph

Grouped by Energy Type

Energy Type	Use	Units	Meter Cost	Special Charges	Total Cost	Avg Unit Cost	% of Total Cost
Site: SCHUSTER ELEMENTARY - SCHUSTER ELEMENTARY							
Electricity	13,186	KWH	\$2,037.71	\$0.00	\$2,037.71	0.1545	56.29%
Natural Gas	76	CCF	\$149.50	\$0.00	\$149.50	1.9671	4.13%
Water	282	CCF	\$1,244.97	\$0.00	\$1,244.97	4.4148	34.39%
Sewer	65	CCF	\$187.96	\$0.00	\$187.96	2.8917	5.19%
Total Cost:			\$3,620.14	\$0.00	\$3,620.14		

For
SCHUSTER
ELEMENTARY



Electricity	56.3%
Natural Gas	4.1%
Sewer	5.2%
Water	34.4%
Total:	100.0%

Filters: Cost Center Name Not Equal To DoNotReport; Billing Period Equal To 201607All Meter CodesAll Group Names

elpaso

Energy CAP

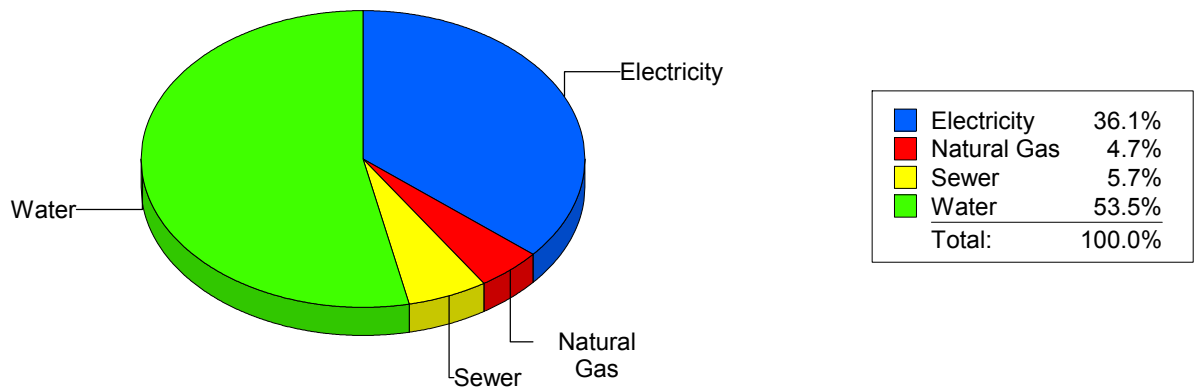
Cost Avoidance Program

Cost Summary Graph

Grouped by Energy Type

Energy Type	Use	Units	Meter Cost	Special Charges	Total Cost	Avg Unit Cost	% of Total Cost
Site: STANTON ELEMENTARY - STANTON ELEMENTARY							
Electricity	8,991	KWH	\$2,093.60	\$0.00	\$2,093.60	0.2329	36.11%
Natural Gas	90	CCF	\$272.92	\$0.00	\$272.92	3.0324	4.71%
Water	630	CCF	\$3,099.60	\$0.00	\$3,099.60	4.9200	53.47%
Sewer	113	CCF	\$331.31	\$0.00	\$331.31	2.9319	5.71%
Total Cost:			\$5,797.43	\$0.00	\$5,797.43		

For STANTON
ELEMENTARY



Filters: Cost Center Name Not Equal To DoNotReport; Billing Period Equal To 201607All Meter CodesAll Group Names

elpaso

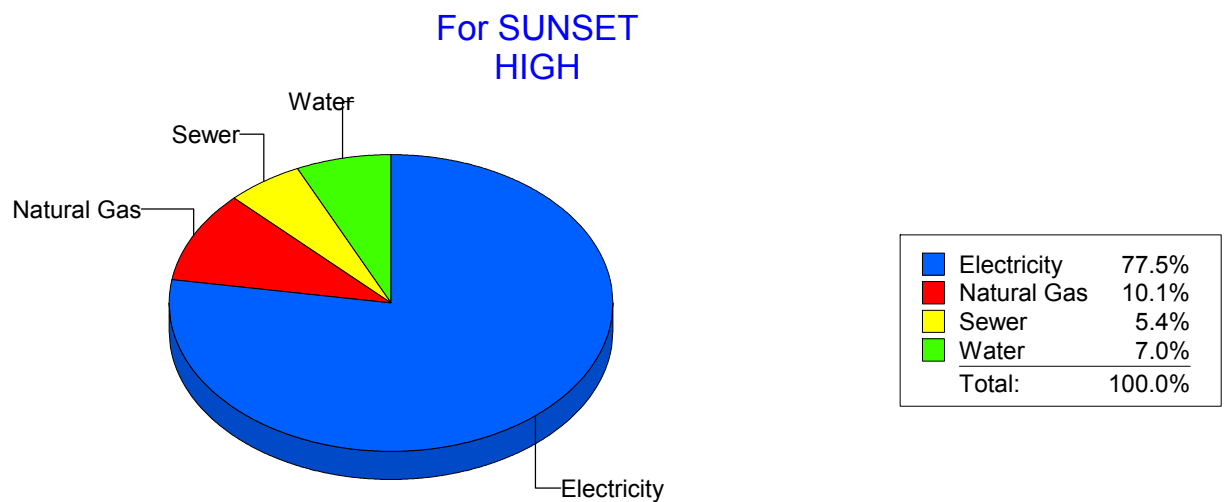
Energy CAP

Cost Avoidance Program

Cost Summary Graph

Grouped by Energy Type

Energy Type	Use	Units	Meter Cost	Special Charges	Total Cost	Avg Unit Cost	% of Total Cost
Site: SUNSET HIGH - SUNSET HIGH							
Electricity	9,600	KWH	\$1,716.11	\$0.00	\$1,716.11	0.1788	77.49%
Natural Gas	216	CCF	\$222.58	\$0.00	\$222.58	1.0305	10.05%
Water	40	CCF	\$155.61	\$0.00	\$155.61	3.8903	7.03%
Sewer	24	CCF	\$120.31	\$0.00	\$120.31	5.0129	5.43%
Total Cost:			\$2,214.61	\$0.00	\$2,214.61		



Filters: Cost Center Name Not Equal To DoNotReport; Billing Period Equal To 201607All Meter CodesAll Group Names

elpaso

Energy CAP

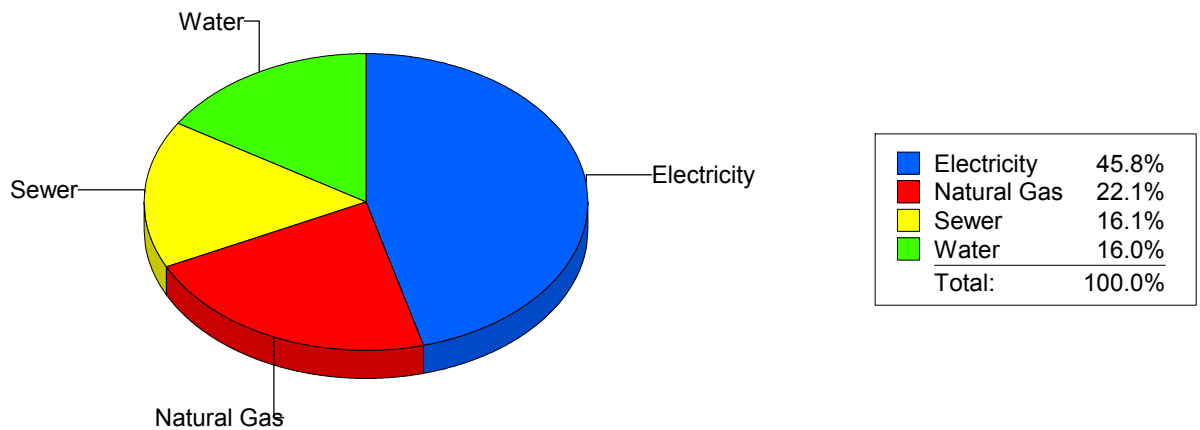
Cost Avoidance Program

Cost Summary Graph

Grouped by Energy Type

Energy Type	Use	Units	Meter Cost	Special Charges	Total Cost	Avg Unit Cost	% of Total Cost
Site: TENNISCENTER - TENNIS CENTER							
Electricity		352 KWH	\$243.18	\$0.00	\$243.18	0.6909	45.77%
Natural Gas		0 CCF	\$117.53	\$0.00	\$117.53	0.0000	22.12%
Water		2 CCF	\$84.96	\$0.00	\$84.96	42.4800	15.99%
Sewer		3 CCF	\$85.66	\$0.00	\$85.66	28.5533	16.12%
Total Cost:			\$531.33	\$0.00	\$531.33		

For TENNIS
CENTER



Filters: Cost Center Name Not Equal To DoNotReport; Billing Period Equal To 201607All Meter CodesAll Group Names

elpaso

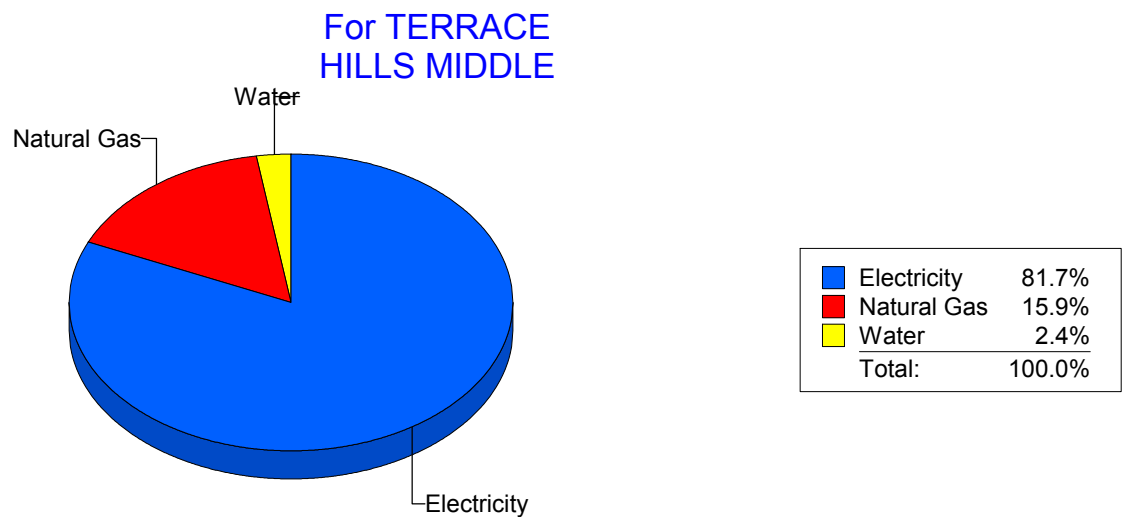
Energy CAP

Cost Avoidance Program

Cost Summary Graph

Grouped by Energy Type

Energy Type	Use	Units	Meter Cost	Special Charges	Total Cost	Avg Unit Cost	% of Total Cost
Site: TERRACE HILLS MIDDLE - TERRACE HILLS MIDDLE							
Electricity	12,150	KWH	\$1,592.23	\$0.00	\$1,592.23	0.1310	81.66%
Natural Gas	174	CCF	\$310.43	\$0.00	\$310.43	1.7841	15.92%
Water	0	CCF	\$47.14	\$0.00	\$47.14	0.0000	2.42%
Total Cost:			\$1,949.80	\$0.00	\$1,949.80		



Filters: Cost Center Name Not Equal To DoNotReport; Billing Period Equal To 201607All Meter CodesAll Group Names

elpaso

Energy CAP

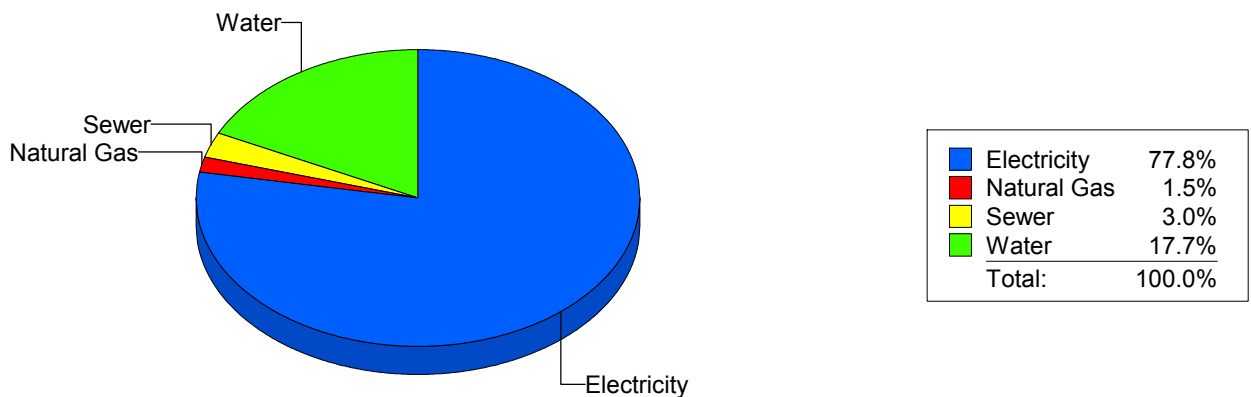
Cost Avoidance Program

Cost Summary Graph

Grouped by Energy Type

Energy Type	Use	Units	Meter Cost	Special Charges	Total Cost	Avg Unit Cost	% of Total Cost
Site: TIPPIN - TIPPIN ELEMENTARY							
Electricity	102,960	KWH	\$11,812.13	\$0.00	\$11,812.13	0.1147	77.82%
Natural Gas	233	CCF	\$231.97	\$0.00	\$231.97	0.9956	1.53%
Water	608	CCF	\$2,683.16	\$0.00	\$2,683.16	4.4131	17.68%
Sewer	166	CCF	\$452.32	\$0.00	\$452.32	2.7248	2.98%
Total Cost:			\$15,179.58	\$0.00	\$15,179.58		

For TIPPIN
ELEMENTARY



Filters: Cost Center Name Not Equal To DoNotReport; Billing Period Equal To 201607All Meter CodesAll Group Names

elpaso

Energy CAP

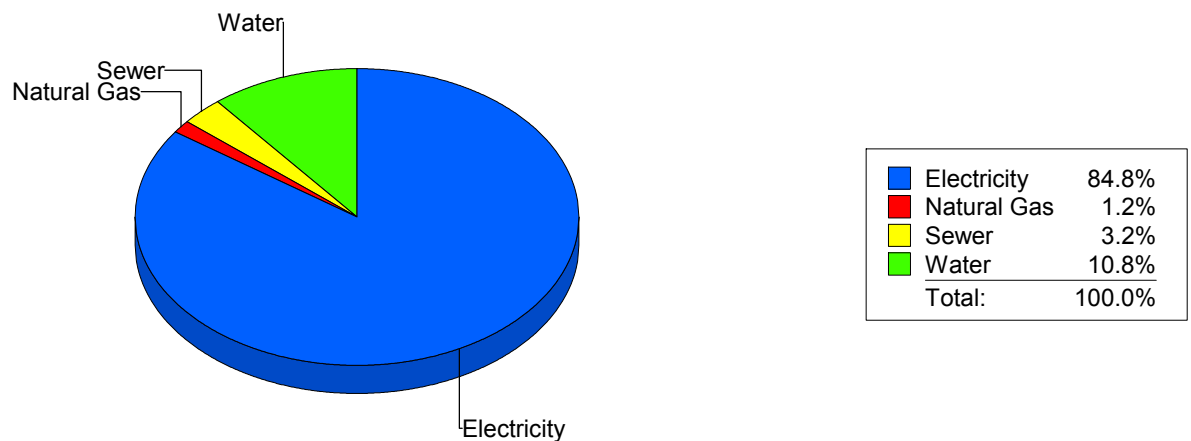
Cost Avoidance Program

Cost Summary Graph

Grouped by Energy Type

Energy Type	Use	Units	Meter Cost	Special Charges	Total Cost	Avg Unit Cost	% of Total Cost
Site: TOMLEA - TOM LEA							
Electricity	72,200	KWH	\$9,672.99	\$0.00	\$9,672.99	0.1340	84.77%
Natural Gas	57	CCF	\$141.50	\$0.00	\$141.50	2.4825	1.24%
Water	241	CCF	\$1,232.07	\$0.00	\$1,232.07	5.1123	10.80%
Sewer	113	CCF	\$364.87	\$0.00	\$364.87	3.2289	3.20%
Total Cost:			\$11,411.43	\$0.00	\$11,411.43		

For TOM LEA



Filters: Cost Center Name Not Equal To DoNotReport; Billing Period Equal To 201607All Meter CodesAll Group Names

elpaso

Energy CAP

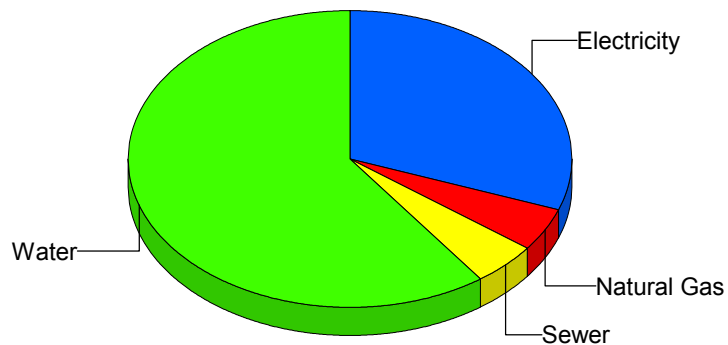
Cost Avoidance Program

Cost Summary Graph

Grouped by Energy Type

Energy Type	Use	Units	Meter Cost	Special Charges	Total Cost	Avg Unit Cost	% of Total Cost
Site: TRAVIS ELEMENTARY SC - TRAVIS ELEMENTARY SC							
Electricity	11,554	KWH	\$1,651.49	\$0.00	\$1,651.49	0.1429	30.53%
Natural Gas	62	CCF	\$261.13	\$0.00	\$261.13	4.2118	4.83%
Water	611	CCF	\$3,246.47	\$0.00	\$3,246.47	5.3134	60.01%
Sewer	63	CCF	\$250.46	\$0.00	\$250.46	3.9756	4.63%
Total Cost:			\$5,409.55	\$0.00	\$5,409.55		

For TRAVIS
ELEMENTARY
SC



Electricity	30.5%
Natural Gas	4.8%
Sewer	4.6%
Water	60.0%
Total:	100.0%

Filters: Cost Center Name Not Equal To DoNotReport; Billing Period Equal To 201607All Meter CodesAll Group Names

elpaso

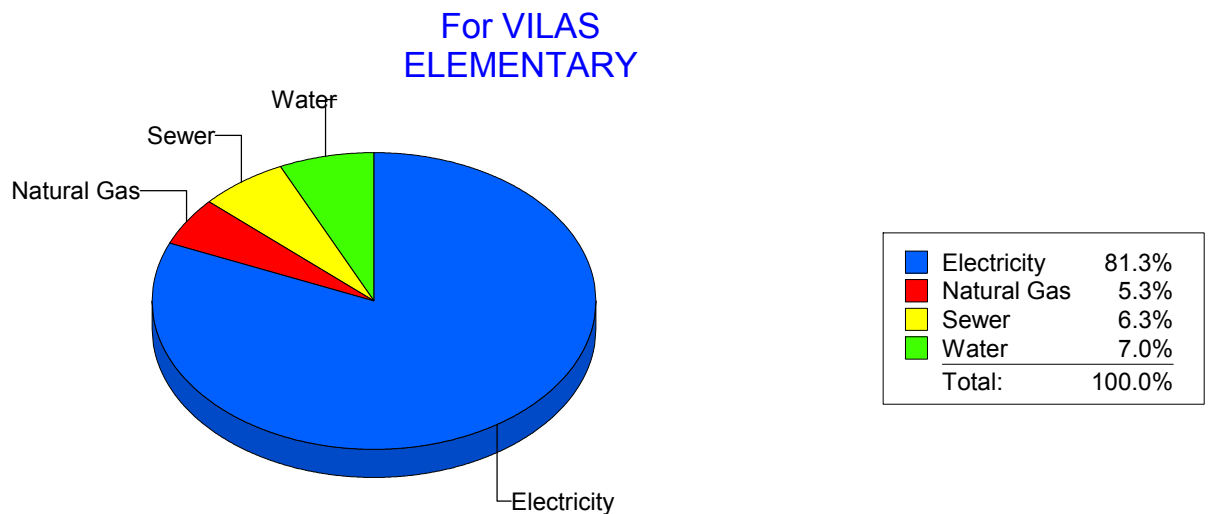
Energy CAP

Cost Avoidance Program

Cost Summary Graph

Grouped by Energy Type

Energy Type	Use	Units	Meter Cost	Special Charges	Total Cost	Avg Unit Cost	% of Total Cost
Site: VILAS ELEMENTARY - VILAS ELEMENTARY							
Electricity	35,384	KWH	\$6,091.53	\$0.00	\$6,091.53	0.1722	81.31%
Natural Gas	108	CCF	\$398.87	\$0.00	\$398.87	3.6932	5.32%
Water	103	CCF	\$526.66	\$0.00	\$526.66	5.1132	7.03%
Sewer	75	CCF	\$474.64	\$0.00	\$474.64	6.3285	6.34%
Total Cost:			\$7,491.70	\$0.00	\$7,491.70		



Filters: Cost Center Name Not Equal To DoNotReport; Billing Period Equal To 201607All Meter CodesAll Group Names

elpaso

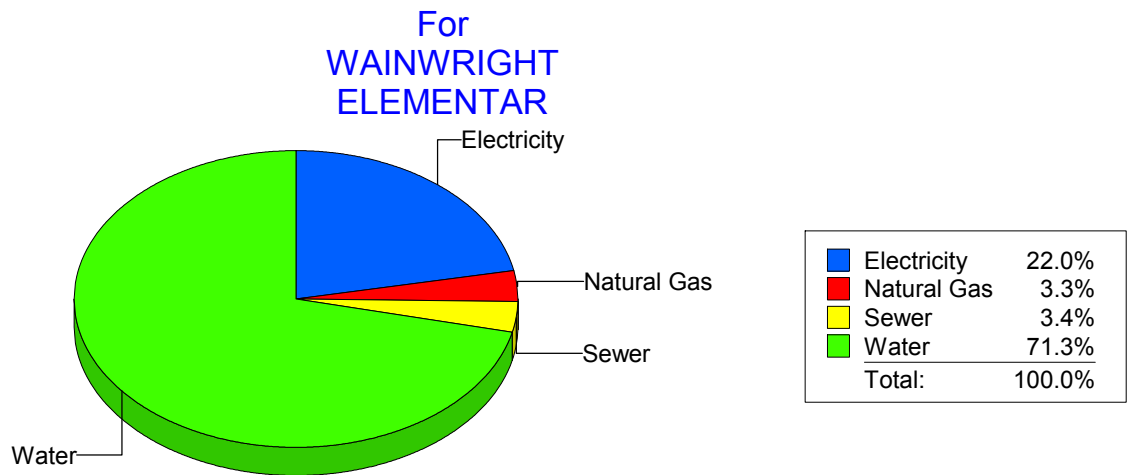
Energy CAP

Cost Avoidance Program

Cost Summary Graph

Grouped by Energy Type

Energy Type	Use	Units	Meter Cost	Special Charges	Total Cost	Avg Unit Cost	% of Total Cost
Site: WAINWRIGHT ELEMENTAR - WAINWRIGHT ELEMENTAR							
Electricity	11,711	KWH	\$1,553.21	\$0.00	\$1,553.21	0.1326	21.99%
Natural Gas	0	CCF	\$235.06	\$0.00	\$235.06	0.0000	3.33%
Water	865	CCF	\$5,034.28	\$0.00	\$5,034.28	5.8200	71.26%
Sewer	49	CCF	\$242.27	\$0.00	\$242.27	4.9443	3.43%
Total Cost:			\$7,064.82	\$0.00	\$7,064.82		



Filters: Cost Center Name Not Equal To DoNotReport; Billing Period Equal To 201607All Meter CodesAll Group Names

elpaso

Energy CAP

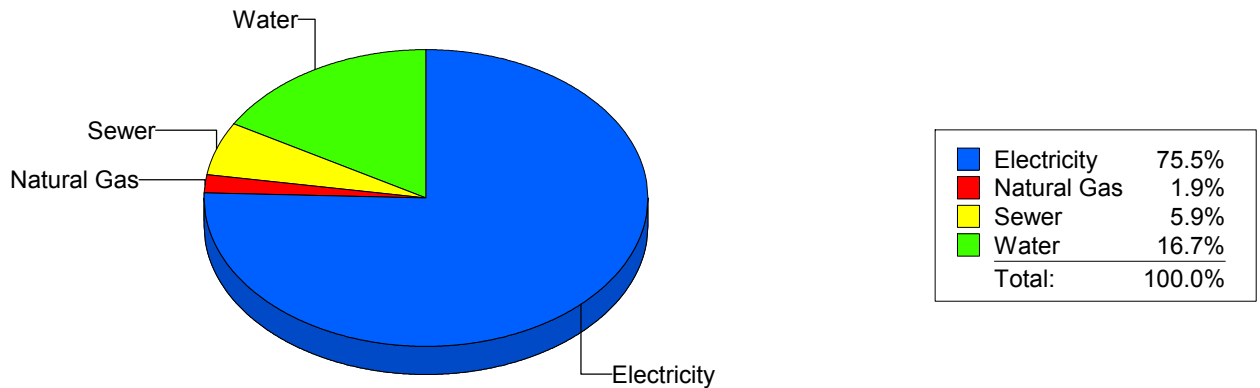
Cost Avoidance Program

Cost Summary Graph

Grouped by Energy Type

Energy Type	Use	Units	Meter Cost	Special Charges	Total Cost	Avg Unit Cost	% of Total Cost
Site: WESTERN HILLS ELEMEN - WESTERN HILLS ELEMEN							
Electricity	31,680	KWH	\$4,909.05	\$0.00	\$4,909.05	0.1550	75.45%
Natural Gas	17	CCF	\$124.68	\$0.00	\$124.68	7.3341	1.92%
Water	562	CCF	\$1,085.56	\$0.00	\$1,085.56	1.9316	16.68%
Sewer	64	CCF	\$387.00	\$0.00	\$387.00	6.0469	5.95%
Total Cost:			\$6,506.29	\$0.00	\$6,506.29		

For WESTERN
HILLS ELEMEN



Filters: Cost Center Name Not Equal To DoNotReport; Billing Period Equal To 201607All Meter CodesAll Group Names

elpaso

Energy CAP

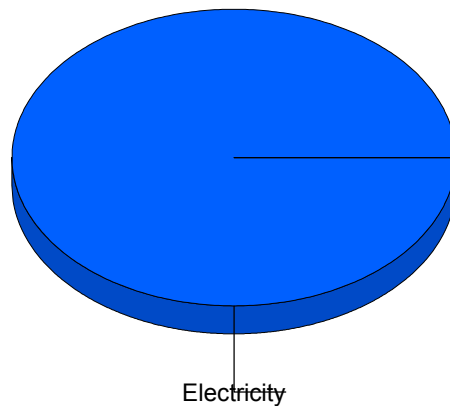
Cost Avoidance Program

Cost Summary Graph

Grouped by Energy Type

Energy Type	Use	Units	Meter Cost	Special Charges	Total Cost	Avg Unit Cost	% of Total Cost
Site: WESTSIDE TRANSPORTAT - WESTSIDE TRANSPORTAT							
Electricity	2,661	KWH	\$385.44	\$0.00	\$385.44	0.1448	100.00%
Total Cost:			\$385.44	\$0.00	\$385.44		

For WESTSIDE
TRANSPORTAT



■ Electricity	100.0%
Total:	100.0%

Filters: Cost Center Name Not Equal To DoNotReport; Billing Period Equal To 201607All Meter CodesAll Group Names

elpaso

Energy CAP

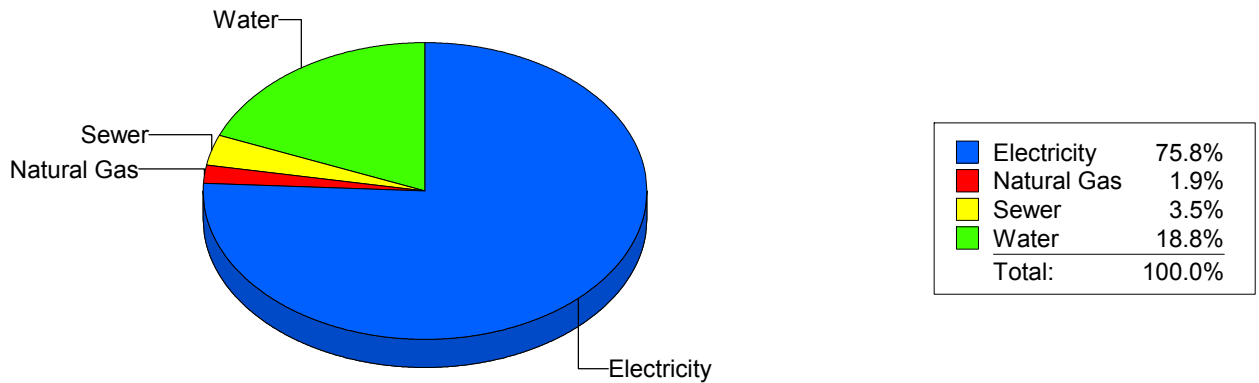
Cost Avoidance Program

Cost Summary Graph

Grouped by Energy Type

Energy Type	Use	Units	Meter Cost	Special Charges	Total Cost	Avg Unit Cost	% of Total Cost
Site: WHITAKER ELEMENTARY - WHITAKER ELEMENTARY							
Electricity	37,080	KWH	\$6,989.40	\$0.00	\$6,989.40	0.1885	75.77%
Natural Gas	126	CCF	\$173.71	\$0.00	\$173.71	1.3787	1.88%
Water	594	CCF	\$1,737.49	\$0.00	\$1,737.49	2.9251	18.84%
Sewer	88	CCF	\$323.62	\$0.00	\$323.62	3.6775	3.51%
Total Cost:			\$9,224.22	\$0.00	\$9,224.22		

For WHITAKER
ELEMENTARY



Filters: Cost Center Name Not Equal To DoNotReport; Billing Period Equal To 201607All Meter CodesAll Group Names

elpaso

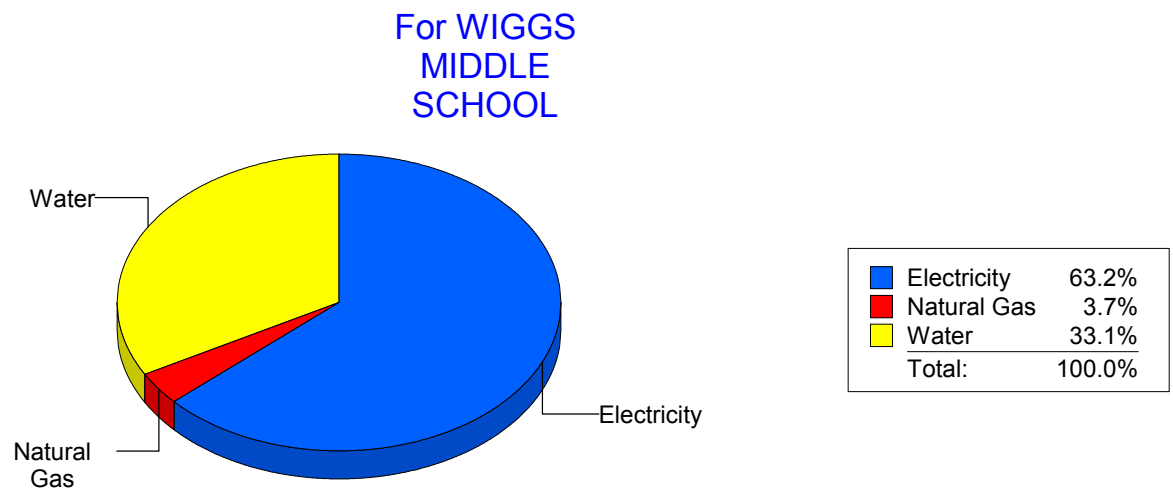
Energy CAP

Cost Avoidance Program

Cost Summary Graph

Grouped by Energy Type

Energy Type	Use	Units	Meter Cost	Special Charges	Total Cost	Avg Unit Cost	% of Total Cost
Site: WIGGS MIDDLE SCHOOL - WIGGS MIDDLE SCHOOL							
Electricity	28,400	KWH	\$3,519.41	\$0.00	\$3,519.41	0.1239	63.23%
Natural Gas	187	CCF	\$206.84	\$0.00	\$206.84	1.1061	3.72%
Water	605	CCF	\$1,840.05	\$0.00	\$1,840.05	3.0414	33.06%
Total Cost:			\$5,566.30	\$0.00	\$5,566.30		



Filters: Cost Center Name Not Equal To DoNotReport; Billing Period Equal To 201607All Meter CodesAll Group Names

elpaso

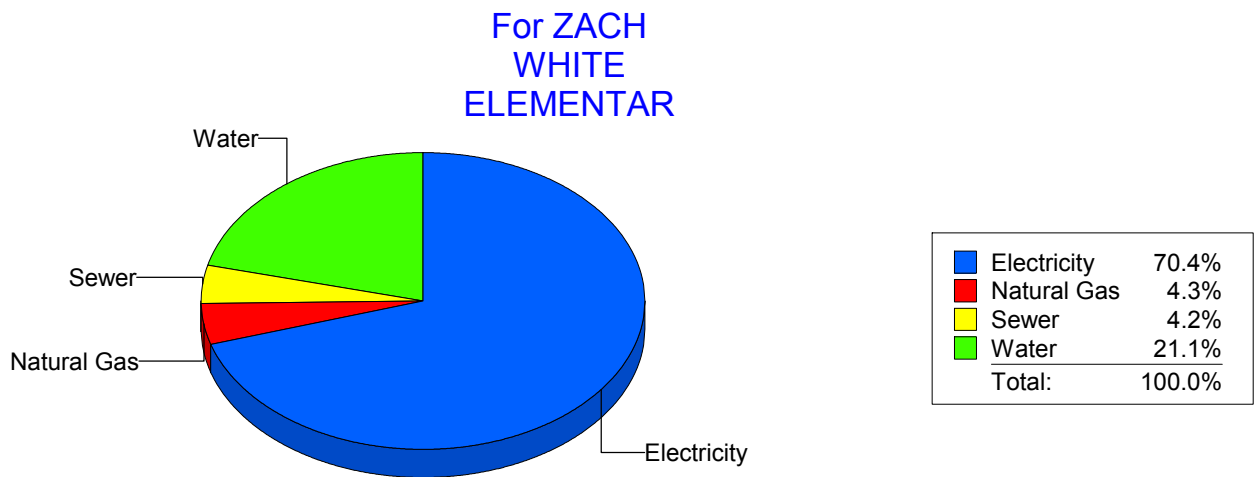
Energy CAP

Cost Avoidance Program

Cost Summary Graph

Grouped by Energy Type

Energy Type	Use	Units	Meter Cost	Special Charges	Total Cost	Avg Unit Cost	% of Total Cost
Site: ZACH WHITE ELEMENTAR - ZACH WHITE ELEMENTAR							
Electricity	34,800	KWH	\$4,847.75	\$0.00	\$4,847.75	0.1393	70.36%
Natural Gas	141	CCF	\$299.38	\$0.00	\$299.38	2.1233	4.35%
Water	481	CCF	\$1,451.15	\$0.00	\$1,451.15	3.0169	21.06%
Sewer	79	CCF	\$291.77	\$0.00	\$291.77	3.6933	4.23%
Total Cost:			\$6,890.05	\$0.00	\$6,890.05		



Filters: Cost Center Name Not Equal To DoNotReport; Billing Period Equal To 201607All Meter CodesAll Group Names

elpaso

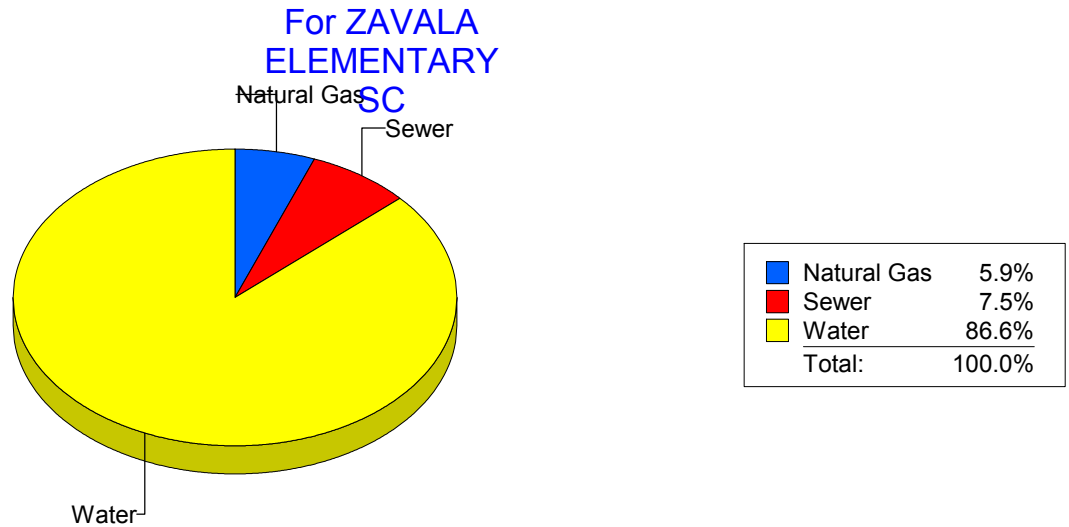
Energy CAP

Cost Avoidance Program

Cost Summary Graph

Grouped by Energy Type

Energy Type	Use	Units	Meter Cost	Special Charges	Total Cost	Avg Unit Cost	% of Total Cost
Site: ZAVALA ELEMENTARY SC - ZAVALA ELEMENTARY SC							
Natural Gas	1	CCF	\$117.95	\$0.00	\$117.95	117.9500	5.93%
Water	316	CCF	\$1,723.97	\$0.00	\$1,723.97	5.4556	86.62%
Sewer	41	CCF	\$148.36	\$0.00	\$148.36	3.6185	7.45%
Total Cost:			\$1,990.28	\$0.00	\$1,990.28		



Filters: Cost Center Name Not Equal To DoNotReport; Billing Period Equal To 201607All Meter CodesAll Group Names

el Paso

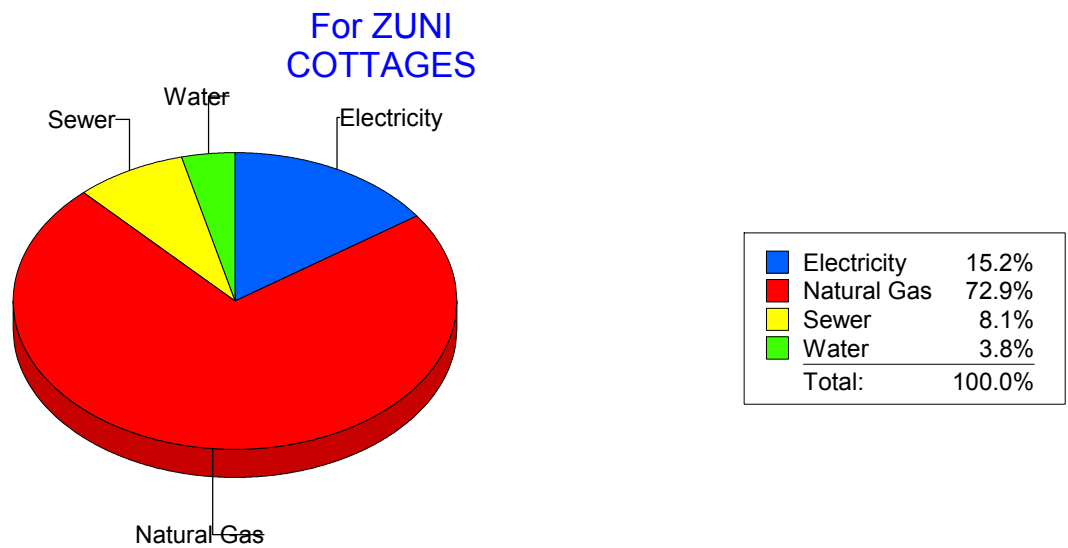
Energy CAP

Cost Avoidance Program

Cost Summary Graph

Grouped by Energy Type

Energy Type	Use	Units	Meter Cost	Special Charges	Total Cost	Avg Unit Cost	% of Total Cost
Site: ZUNI COTTAGES - ZUNI COTTAGES							
Electricity		36 KWH	\$49.03	\$0.00	\$49.03	1.3619	15.17%
Natural Gas		1 CCF	\$235.48	\$0.00	\$235.48	235.4800	72.88%
Water		0 CCF	\$12.40	\$0.00	\$12.40	0.0000	3.84%
Sewer		0 CCF	\$26.20	\$0.00	\$26.20	0.0000	8.11%
Total Cost:			\$323.11	\$0.00	\$323.11		



Filters: Cost Center Name Not Equal To DoNotReport; Billing Period Equal To 201607All Meter CodesAll Group Names

el Paso

Energy CAP

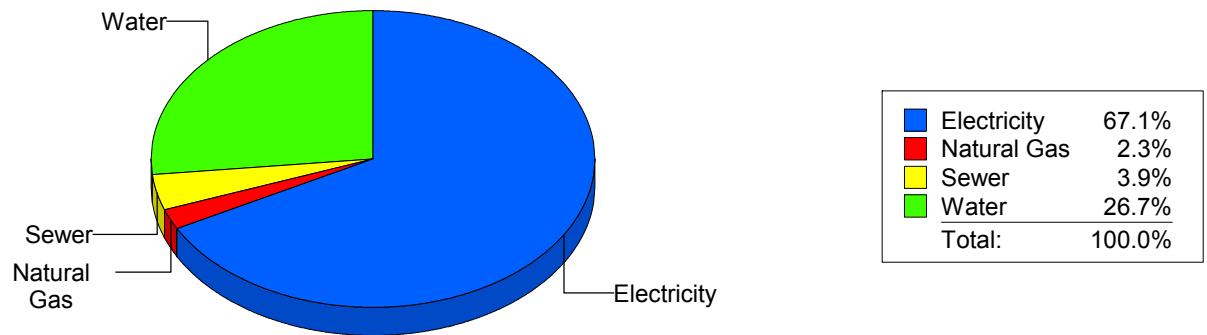
Cost Avoidance Program

Cost Summary Graph

Grouped by Energy Type

Energy Type	Use	Units	Meter Cost	Special Charges	Total Cost	Avg Unit Cost	% of Total Cost
All Sites							
Electricity	5,480,824	KWH	\$869,067.12	\$0.00	\$869,067.12	0.1586	67.12%
Natural Gas	16,285	CCF	\$29,296.18	\$0.00	\$29,296.18	1.7990	2.26%
Water	86,355	CCF	\$346,090.19	\$0.00	\$346,090.19	4.0078	26.73%
Sewer	16,960	CCF	\$50,308.54	\$0.00	\$50,308.54	2.9663	3.89%
Total Cost:			\$1,294,762.03	\$0.00	\$1,294,762.03		

For All Sites



Filters: Cost Center Name Not Equal To DoNotReport; Billing Period Equal To 201607All Meter CodesAll Group Names