

el paso

Energy CAP

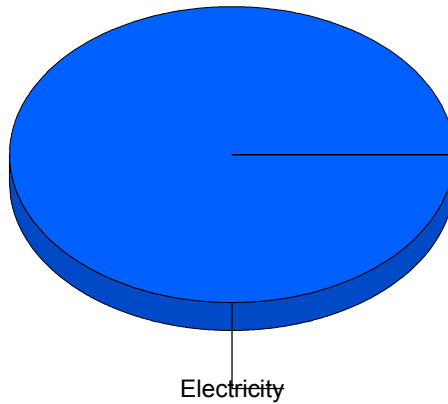
Cost Avoidance Program

Cost Summary Graph

Grouped by Energy Type

Energy Type	Use	Units	Meter Cost	Special Charges	Total Cost	Avg Unit Cost	% of Total Cost
Site: ALAMO ELEMENTARY SCH - ALAMO ELEMENTARY SCH							
Electricity	4,250	KWH	\$615.53	\$0.00	\$615.53	0.1448	100.00%
Total Cost:			\$615.53	\$0.00	\$615.53		

For ALAMO
ELEMENTARY
SCH



■ Electricity	100.0%
Total:	100.0%

Filters: Cost Center Name Not Equal To DoNotReport; Billing Period Equal To 201505All Meter CodesAll Group Names

elpaso

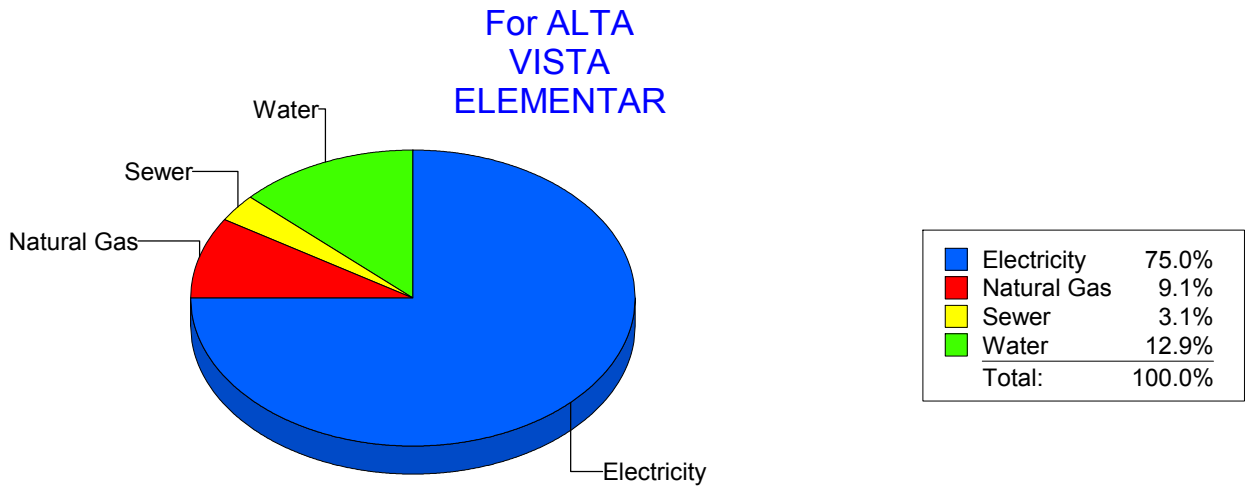
Energy CAP

Cost Avoidance Program

Cost Summary Graph

Grouped by Energy Type

Energy Type	Use	Units	Meter Cost	Special Charges	Total Cost	Avg Unit Cost	% of Total Cost
Site: ALTA VISTA ELEMENTAR - ALTA VISTA ELEMENTAR							
Electricity	30,450	KWH	\$4,033.86	\$0.00	\$4,033.86	0.1325	74.95%
Natural Gas	630	CCF	\$487.46	\$0.00	\$487.46	0.7737	9.06%
Water	216	CCF	\$695.58	\$0.00	\$695.58	3.2203	12.92%
Sewer	64	CCF	\$164.83	\$0.00	\$164.83	2.5755	3.06%
Total Cost:			\$5,381.73	\$0.00	\$5,381.73		



Filters: Cost Center Name Not Equal To DoNotReport; Billing Period Equal To 201505All Meter CodesAll Group Names

el paso

Energy CAP

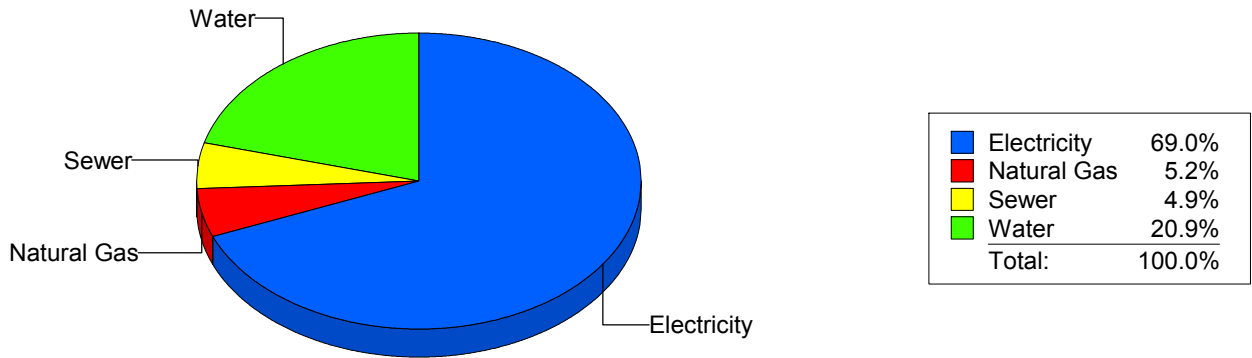
Cost Avoidance Program

Cost Summary Graph

Grouped by Energy Type

Energy Type	Use	Units	Meter Cost	Special Charges	Total Cost	Avg Unit Cost	% of Total Cost
Site: ANDRESS HIGH SCHOOL - ANDRESS HIGH SCHOOL							
Electricity	133,594	KWH	\$15,994.87	\$0.00	\$15,994.87	0.1197	69.00%
Natural Gas	1,852	CCF	\$1,203.39	\$0.00	\$1,203.39	0.6498	5.19%
Water	1,900	CCF	\$4,854.06	\$0.00	\$4,854.06	2.5548	20.94%
Sewer	649	CCF	\$1,127.75	\$0.00	\$1,127.75	1.7377	4.87%
Total Cost:			\$23,180.07	\$0.00	\$23,180.07		

For ANDRESS HIGH SCHOOL



Filters: Cost Center Name Not Equal To DoNotReport; Billing Period Equal To 201505All Meter CodesAll Group Names

elpaso

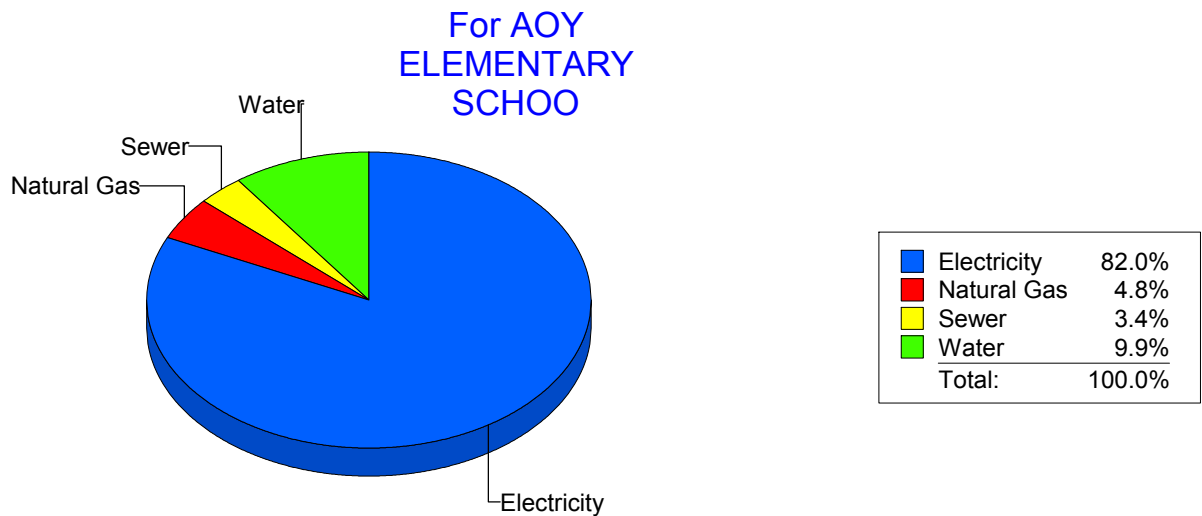
Energy CAP

Cost Avoidance Program

Cost Summary Graph

Grouped by Energy Type

Energy Type	Use	Units	Meter Cost	Special Charges	Total Cost	Avg Unit Cost	% of Total Cost
Site: AOY ELEMENTARY SCHOO - AOY ELEMENTARY SCHOO							
Electricity	71,535	KWH	\$10,017.20	\$0.00	\$10,017.20	0.1400	81.99%
Natural Gas	819	CCF	\$581.78	\$0.00	\$581.78	0.7104	4.76%
Water	322	CCF	\$1,204.86	\$0.00	\$1,204.86	3.7418	9.86%
Sewer	73	CCF	\$414.13	\$0.00	\$414.13	5.6730	3.39%
Total Cost:			\$12,217.97	\$0.00	\$12,217.97		



Filters: Cost Center Name Not Equal To DoNotReport; Billing Period Equal To 201505All Meter CodesAll Group Names

elpaso

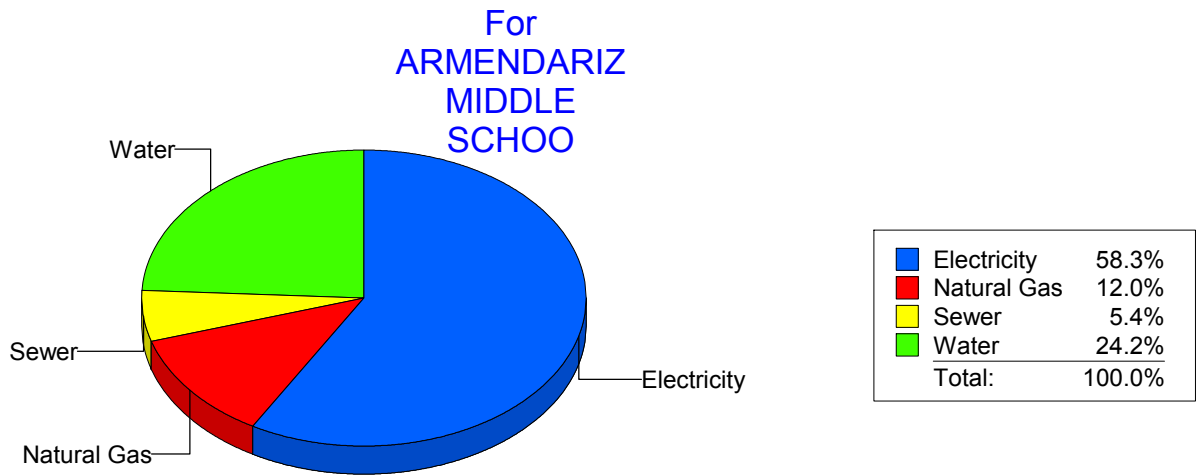
Energy CAP

Cost Avoidance Program

Cost Summary Graph

Grouped by Energy Type

Energy Type	Use	Units	Meter Cost	Special Charges	Total Cost	Avg Unit Cost	% of Total Cost
Site: ARMENDARIZ MIDDLE SCHOO - ARMENDARIZ MIDDLE SCHOO							
Electricity	296	KWH	\$5,285.80	\$0.00	\$5,285.80	17.8574	58.33%
Natural Gas	1,932	CCF	\$1,086.93	\$0.00	\$1,086.93	0.5626	12.00%
Water	923	CCF	\$2,196.58	\$0.00	\$2,196.58	2.3798	24.24%
Sewer	164	CCF	\$491.93	\$0.00	\$491.93	2.9996	5.43%
Total Cost:			\$9,061.24	\$0.00	\$9,061.24		



Filters: Cost Center Name Not Equal To DoNotReport; Billing Period Equal To 201505All Meter CodesAll Group Names

elpaso

Energy CAP

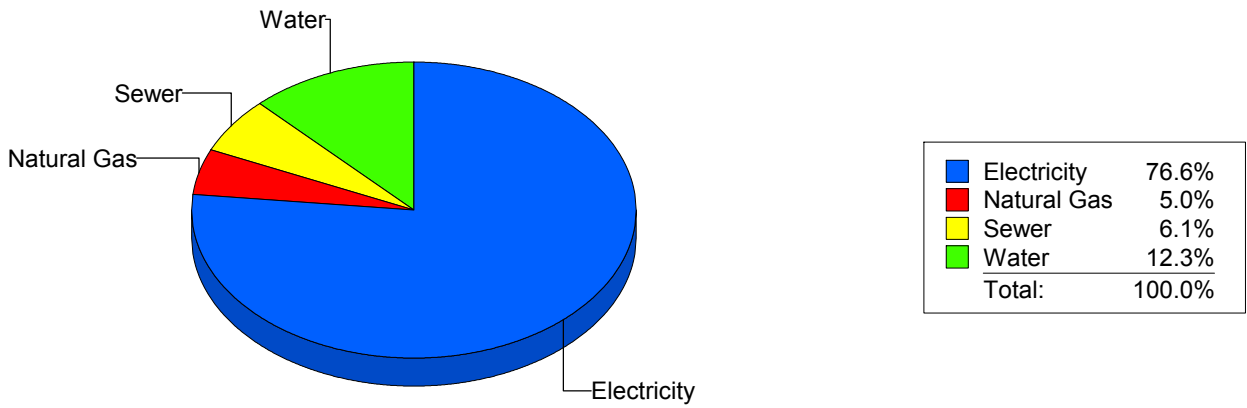
Cost Avoidance Program

Cost Summary Graph

Grouped by Energy Type

Energy Type	Use	Units	Meter Cost	Special Charges	Total Cost	Avg Unit Cost	% of Total Cost
Site: AUSTIN HIGH SCHOOL - AUSTIN HIGH SCHOOL							
Electricity	156,565	KWH	\$19,238.63	\$0.00	\$19,238.63	0.1229	76.58%
Natural Gas	1,958	CCF	\$1,254.96	\$0.00	\$1,254.96	0.6409	5.00%
Water	1,027	CCF	\$3,096.08	\$0.00	\$3,096.08	3.0147	12.32%
Sewer	604	CCF	\$1,534.04	\$0.00	\$1,534.04	2.5398	6.11%
Total Cost:			\$25,123.71	\$0.00	\$25,123.71		

For AUSTIN HIGH SCHOOL



Filters: Cost Center Name Not Equal To DoNotReport; Billing Period Equal To 201505All Meter CodesAll Group Names

elpaso

Energy CAP

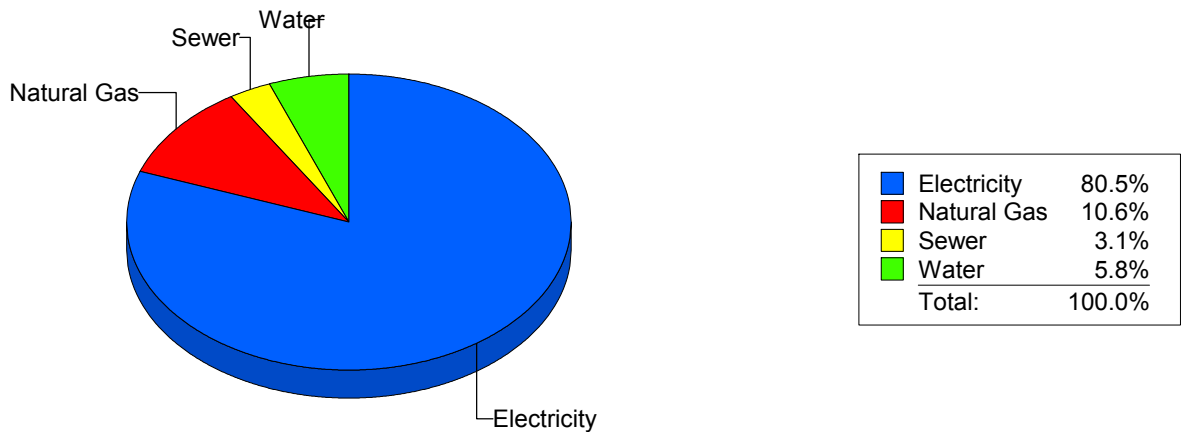
Cost Avoidance Program

Cost Summary Graph

Grouped by Energy Type

Energy Type	Use	Units	Meter Cost	Special Charges	Total Cost	Avg Unit Cost	% of Total Cost
Site: BARRON - BARRON							
Electricity	78,140	KWH	\$9,754.92	\$0.00	\$9,754.92	0.1248	80.54%
Natural Gas	2,153	CCF	\$1,282.35	\$0.00	\$1,282.35	0.5956	10.59%
Water	130	CCF	\$699.11	\$0.00	\$699.11	5.3778	5.77%
Sewer	68	CCF	\$376.04	\$0.00	\$376.04	5.5300	3.10%
Total Cost:			\$12,112.42	\$0.00	\$12,112.42		

For BARRON



Filters: Cost Center Name Not Equal To DoNotReport; Billing Period Equal To 201505All Meter CodesAll Group Names

elpaso

Energy CAP

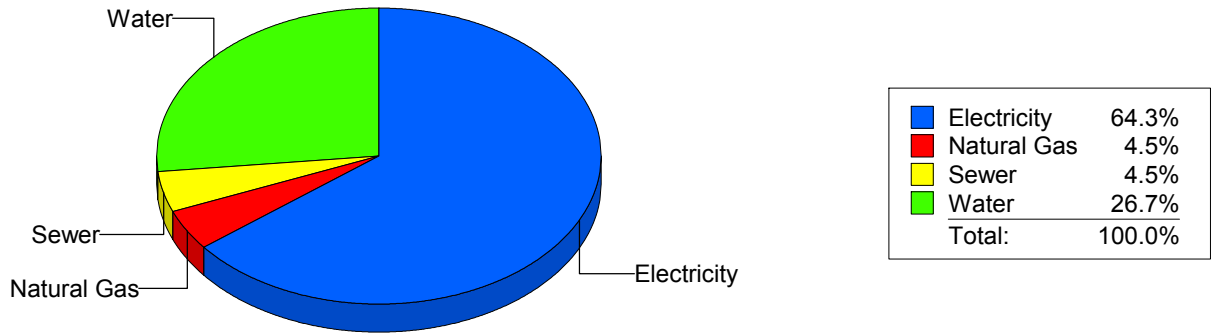
Cost Avoidance Program

Cost Summary Graph

Grouped by Energy Type

Energy Type	Use	Units	Meter Cost	Special Charges	Total Cost	Avg Unit Cost	% of Total Cost
Site: BASSET MIDDLE SCHOOL - BASSET MIDDLE SCHOOL							
Electricity	61,217	KWH	\$8,048.42	\$0.00	\$8,048.42	0.1315	64.31%
Natural Gas	774	CCF	\$562.61	\$0.00	\$562.61	0.7269	4.50%
Water	1,133	CCF	\$3,339.42	\$0.00	\$3,339.42	2.9474	26.68%
Sewer	271	CCF	\$564.53	\$0.00	\$564.53	2.0831	4.51%
Total Cost:			\$12,514.98	\$0.00	\$12,514.98		

For BASSET MIDDLE SCHOOL



Filters: Cost Center Name Not Equal To DoNotReport; Billing Period Equal To 201505All Meter CodesAll Group Names

elpaso

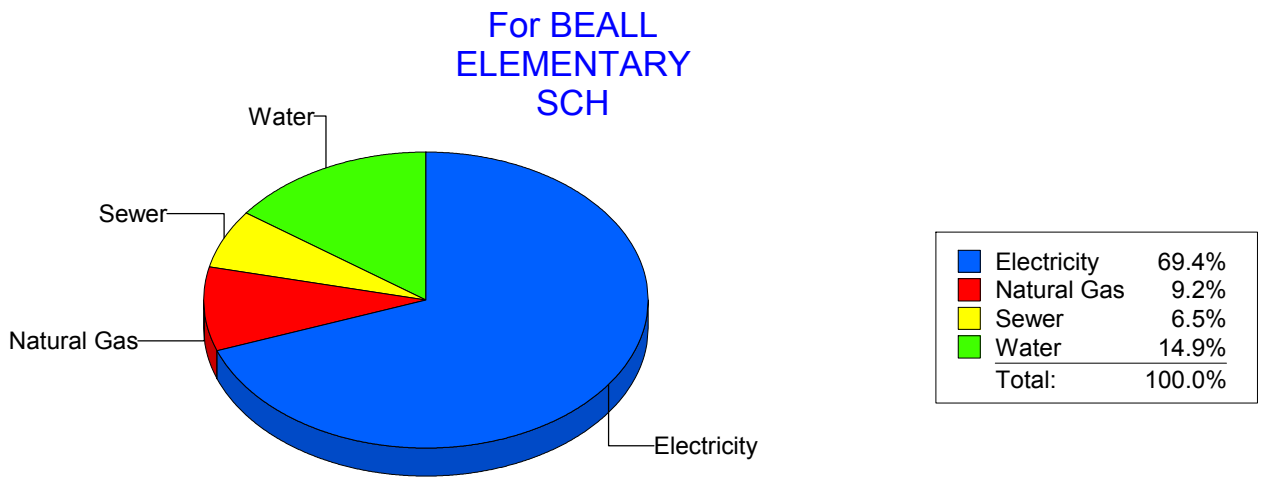
Energy CAP

Cost Avoidance Program

Cost Summary Graph

Grouped by Energy Type

Energy Type	Use	Units	Meter Cost	Special Charges	Total Cost	Avg Unit Cost	% of Total Cost
Site: BEALL ELEMENTARY SCH - BEALL ELEMENTARY SCH							
Electricity	24,473	KWH	\$3,031.22	\$0.00	\$3,031.22	0.1239	69.38%
Natural Gas	471	CCF	\$403.84	\$0.00	\$403.84	0.8574	9.24%
Water	224	CCF	\$649.24	\$0.00	\$649.24	2.8984	14.86%
Sewer	83	CCF	\$284.41	\$0.00	\$284.41	3.4266	6.51%
Total Cost:			\$4,368.71	\$0.00	\$4,368.71		



Filters: Cost Center Name Not Equal To DoNotReport; Billing Period Equal To 201505All Meter CodesAll Group Names

el Paso

Energy CAP

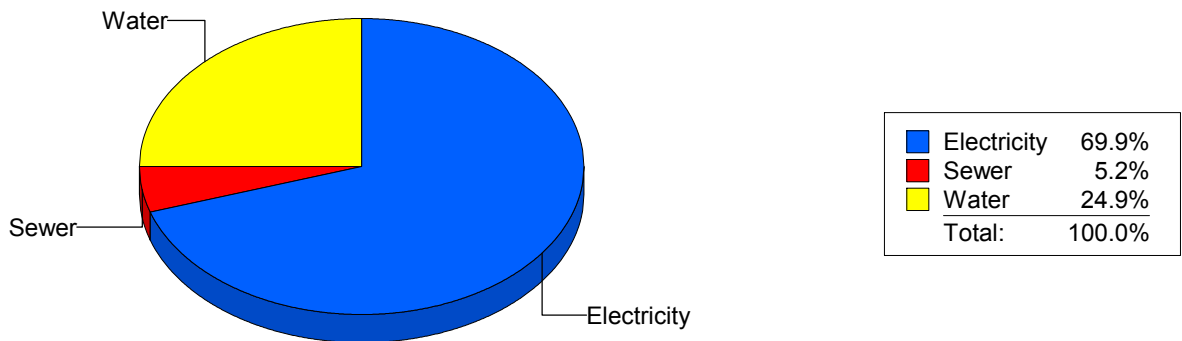
Cost Avoidance Program

Cost Summary Graph

Grouped by Energy Type

Energy Type	Use	Units	Meter Cost	Special Charges	Total Cost	Avg Unit Cost	% of Total Cost
Site: BLISS ELEMENTARY - BLISS ELEMENTARY							
Electricity	61,939	KWH	\$3,880.18	\$0.00	\$3,880.18	0.0626	69.89%
Water	372	CCF	\$1,383.88	\$0.00	\$1,383.88	3.7201	24.93%
Sewer	85	CCF	\$287.39	\$0.00	\$287.39	3.3811	5.18%
Total Cost:			\$5,551.45	\$0.00	\$5,551.45		

For BLISS ELEMENTARY



Filters: Cost Center Name Not Equal To DoNotReport; Billing Period Equal To 201505All Meter CodesAll Group Names

elpaso

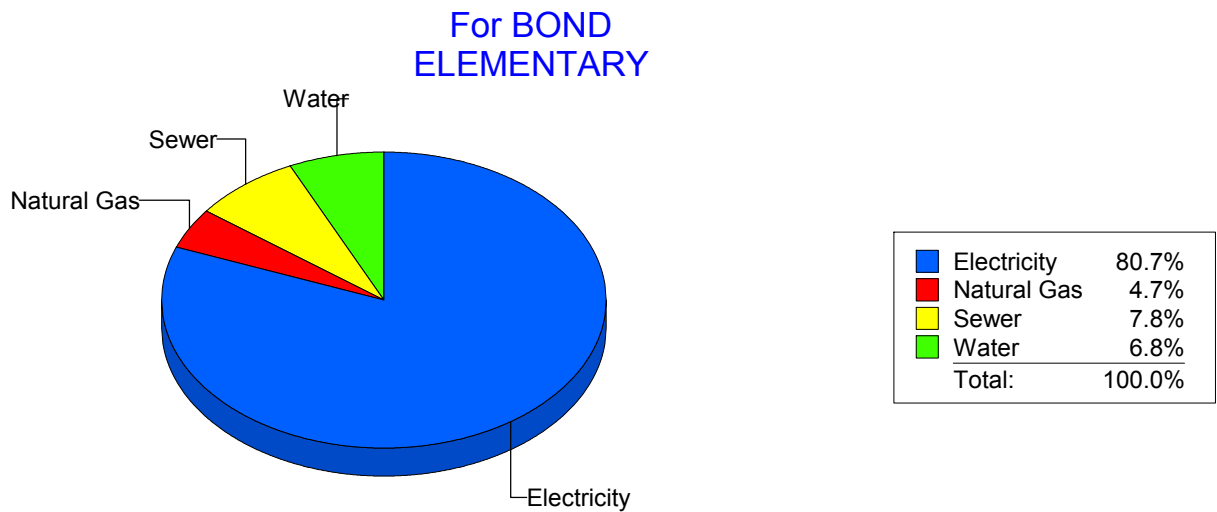
Energy CAP

Cost Avoidance Program

Cost Summary Graph

Grouped by Energy Type

Energy Type	Use	Units	Meter Cost	Special Charges	Total Cost	Avg Unit Cost	% of Total Cost
Site: BOND - BOND ELEMENTARY							
Electricity	29,297	KWH	\$4,232.39	\$0.00	\$4,232.39	0.1445	80.70%
Natural Gas	181	CCF	\$246.17	\$0.00	\$246.17	1.3601	4.69%
Water	87	CCF	\$357.22	\$0.00	\$357.22	4.1060	6.81%
Sewer	120	CCF	\$409.01	\$0.00	\$409.01	3.4084	7.80%
Total Cost:			\$5,244.79	\$0.00	\$5,244.79		



Filters: Cost Center Name Not Equal To DoNotReport; Billing Period Equal To 201505All Meter CodesAll Group Names

elpaso

Energy CAP

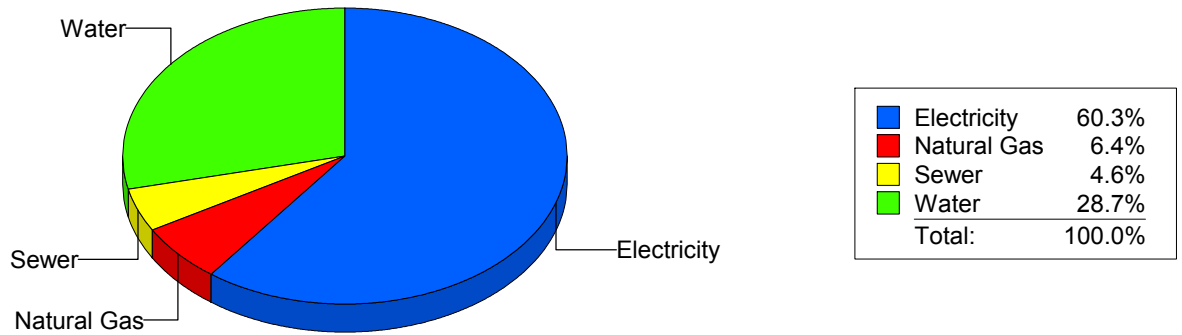
Cost Avoidance Program

Cost Summary Graph

Grouped by Energy Type

Energy Type	Use	Units	Meter Cost	Special Charges	Total Cost	Avg Unit Cost	% of Total Cost
Site: BONHAM ELEMENTARY SC - BONHAM ELEMENTARY SC							
Electricity	24,765	KWH	\$3,755.05	\$0.00	\$3,755.05	0.1516	60.32%
Natural Gas	618	CCF	\$401.12	\$0.00	\$401.12	0.6491	6.44%
Water	415	CCF	\$1,783.98	\$0.00	\$1,783.98	4.2987	28.66%
Sewer	98	CCF	\$285.08	\$0.00	\$285.08	2.9090	4.58%
Total Cost:			\$6,225.23	\$0.00	\$6,225.23		

For BONHAM
ELEMENTARY
SC



Filters: Cost Center Name Not Equal To DoNotReport; Billing Period Equal To 201505All Meter CodesAll Group Names

elpaso

Energy CAP

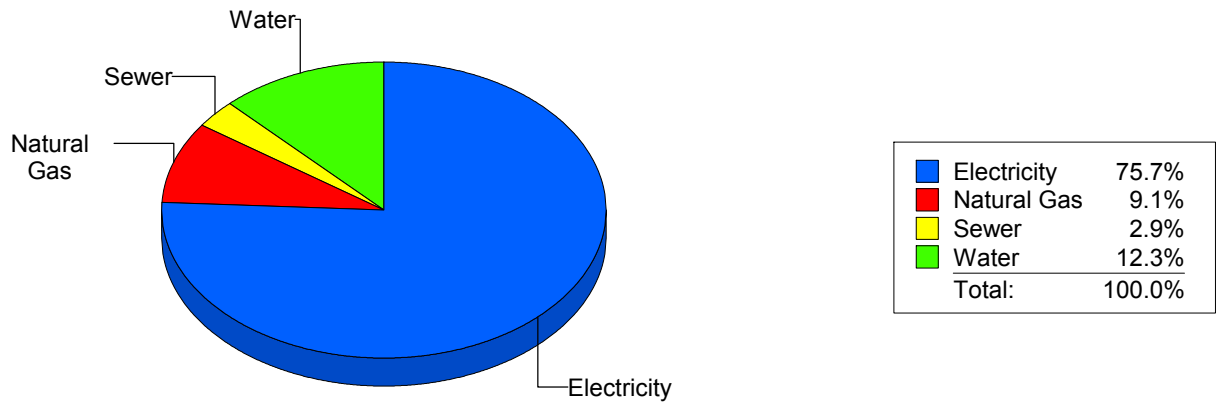
Cost Avoidance Program

Cost Summary Graph

Grouped by Energy Type

Energy Type	Use	Units	Meter Cost	Special Charges	Total Cost	Avg Unit Cost	% of Total Cost
Site: BOWIE HIGH SCHOOL - BOWIE HIGH SCHOOL							
Electricity	271,940	KWH	\$30,016.79	\$0.00	\$30,016.79	0.1104	75.71%
Natural Gas	6,687	CCF	\$3,606.02	\$0.00	\$3,606.02	0.5393	9.09%
Water	2,812	CCF	\$4,891.58	\$0.00	\$4,891.58	1.7395	12.34%
Sewer	441	CCF	\$1,134.87	\$0.00	\$1,134.87	2.5734	2.86%
Total Cost:			\$39,649.26	\$0.00	\$39,649.26		

For BOWIE HIGH SCHOOL



Filters: Cost Center Name Not Equal To DoNotReport; Billing Period Equal To 201505All Meter CodesAll Group Names

elpaso

Energy CAP

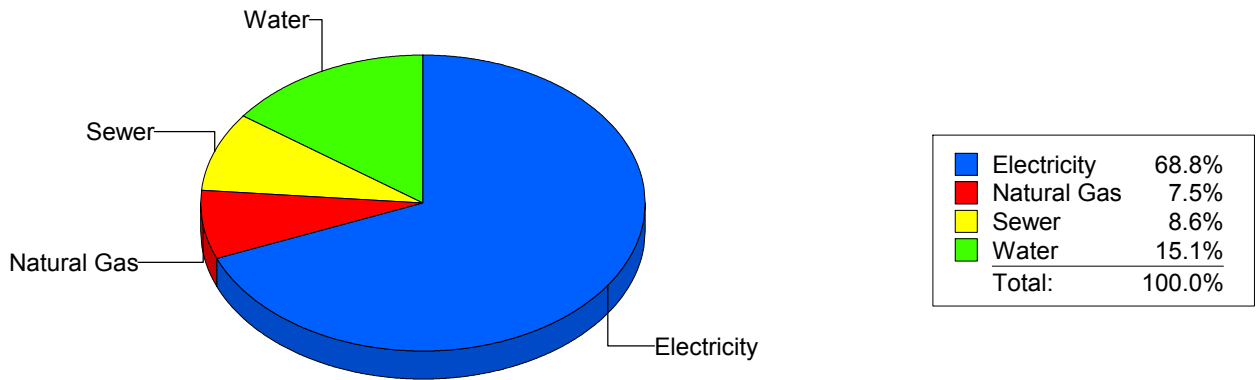
Cost Avoidance Program

Cost Summary Graph

Grouped by Energy Type

Energy Type	Use	Units	Meter Cost	Special Charges	Total Cost	Avg Unit Cost	% of Total Cost
Site: BRADLEY ELEMENTARY - BRADLEY ELEMENTARY							
Electricity	26,200	KWH	\$3,232.81	\$0.00	\$3,232.81	0.1234	68.81%
Natural Gas	528	CCF	\$354.14	\$0.00	\$354.14	0.6707	7.54%
Water	242	CCF	\$707.19	\$0.00	\$707.19	2.9223	15.05%
Sewer	105	CCF	\$404.02	\$0.00	\$404.02	3.8478	8.60%
Total Cost:			\$4,698.16	\$0.00	\$4,698.16		

For BRADLEY ELEMENTARY



Filters: Cost Center Name Not Equal To DoNotReport; Billing Period Equal To 201505All Meter CodesAll Group Names

elpaso

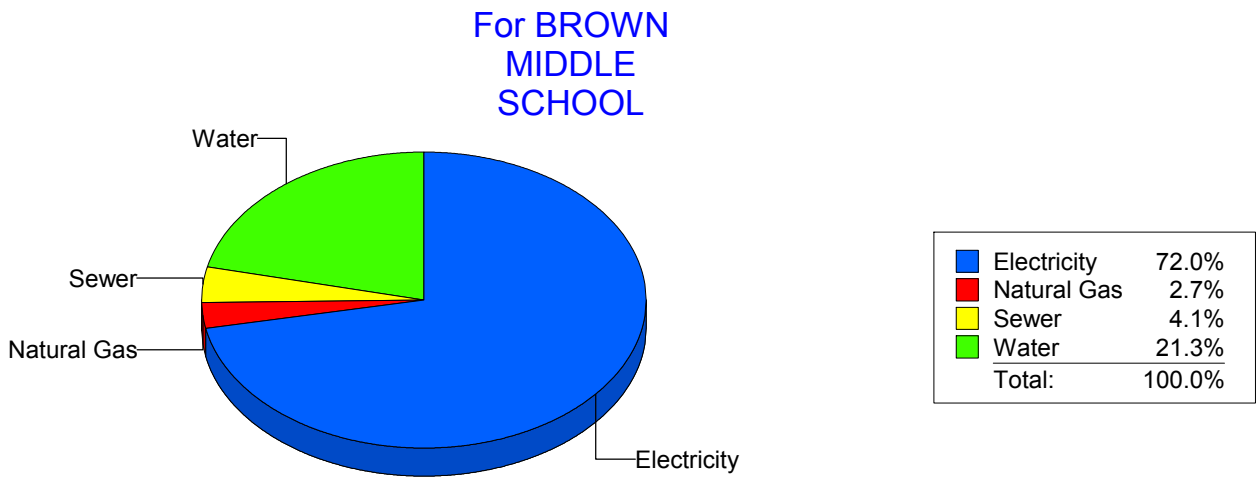
Energy CAP

Cost Avoidance Program

Cost Summary Graph

Grouped by Energy Type

Energy Type	Use	Units	Meter Cost	Special Charges	Total Cost	Avg Unit Cost	% of Total Cost
Site: BROWN MIDDLE SCHOOL - BROWN MIDDLE SCHOOL							
Electricity	109,000	KWH	\$13,161.84	\$0.00	\$13,161.84	0.1208	71.97%
Natural Gas	800	CCF	\$496.12	\$0.00	\$496.12	0.6202	2.71%
Water	1,212	CCF	\$3,888.64	\$0.00	\$3,888.64	3.2084	21.26%
Sewer	332	CCF	\$742.25	\$0.00	\$742.25	2.2357	4.06%
Total Cost:			\$18,288.85	\$0.00	\$18,288.85		



Filters: Cost Center Name Not Equal To DoNotReport; Billing Period Equal To 201505All Meter CodesAll Group Names

elpaso

Energy CAP

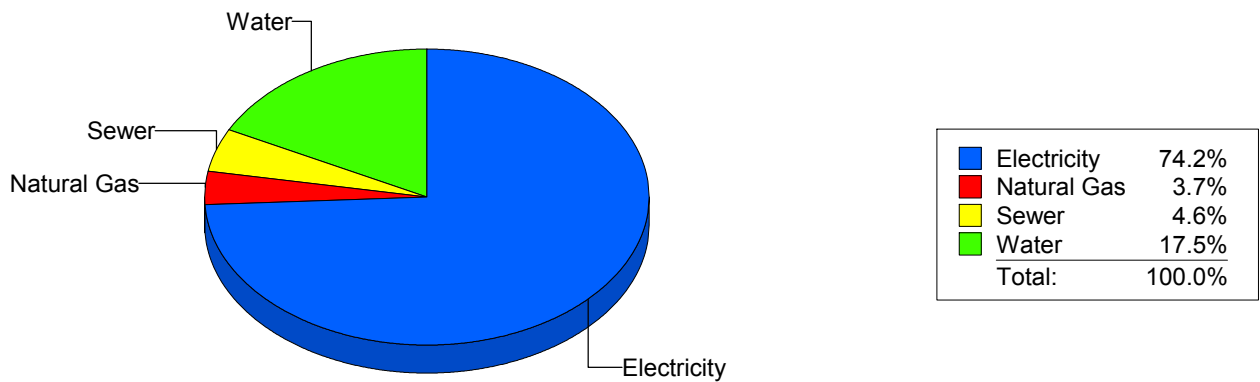
Cost Avoidance Program

Cost Summary Graph

Grouped by Energy Type

Energy Type	Use	Units	Meter Cost	Special Charges	Total Cost	Avg Unit Cost	% of Total Cost
Site: BURGESS HIGH SCHOOL - BURGESS HIGH SCHOOL							
Electricity	106,756	KWH	\$13,367.86	\$0.00	\$13,367.86	0.1252	74.24%
Natural Gas	825	CCF	\$658.74	\$0.00	\$658.74	0.7985	3.66%
Water	990	CCF	\$3,144.32	\$0.00	\$3,144.32	3.1761	17.46%
Sewer	287	CCF	\$835.94	\$0.00	\$835.94	2.9127	4.64%
Total Cost:			\$18,006.86	\$0.00	\$18,006.86		

For BURGESS HIGH SCHOOL



Filters: Cost Center Name Not Equal To DoNotReport; Billing Period Equal To 201505All Meter CodesAll Group Names

elpaso

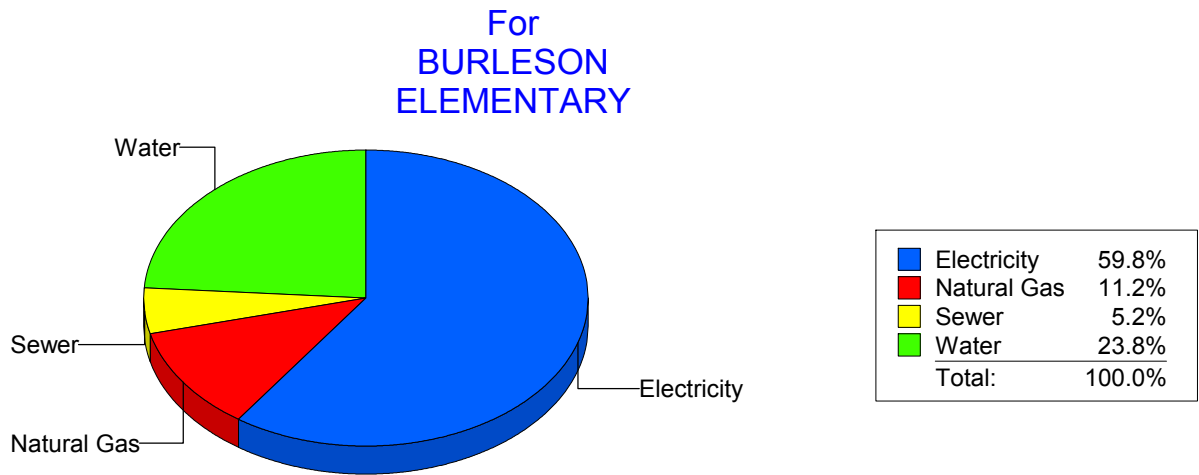
Energy CAP

Cost Avoidance Program

Cost Summary Graph

Grouped by Energy Type

Energy Type	Use	Units	Meter Cost	Special Charges	Total Cost	Avg Unit Cost	% of Total Cost
Site: BURLESON ELEMENTARY - BURLESON ELEMENTARY							
Electricity	21,829	KWH	\$2,781.49	\$0.00	\$2,781.49	0.1274	59.80%
Natural Gas	559	CCF	\$519.51	\$0.00	\$519.51	0.9294	11.17%
Water	401	CCF	\$1,108.30	\$0.00	\$1,108.30	2.7638	23.83%
Sewer	69	CCF	\$241.75	\$0.00	\$241.75	3.5036	5.20%
Total Cost:			\$4,651.05	\$0.00	\$4,651.05		



Filters: Cost Center Name Not Equal To DoNotReport; Billing Period Equal To 201505All Meter CodesAll Group Names

elpaso

Energy CAP

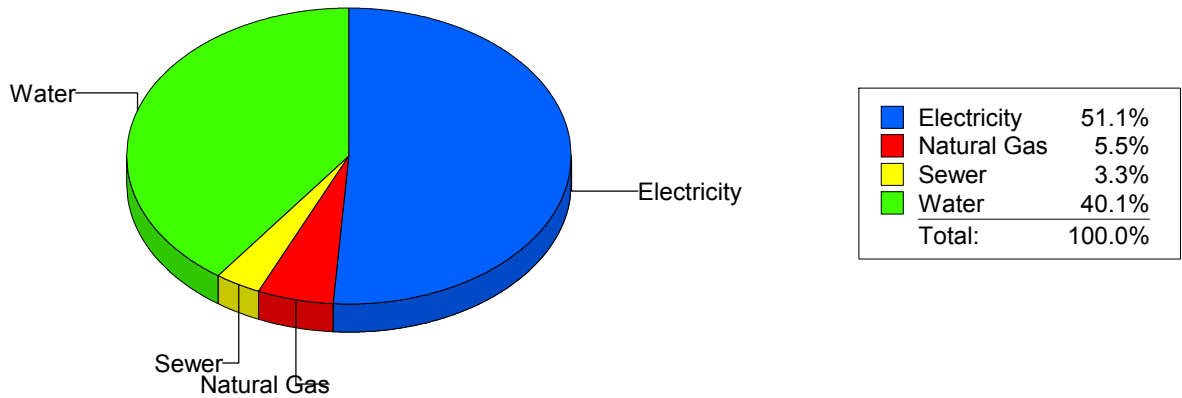
Cost Avoidance Program

Cost Summary Graph

Grouped by Energy Type

Energy Type	Use	Units	Meter Cost	Special Charges	Total Cost	Avg Unit Cost	% of Total Cost
Site: BURNET ELEMENTARY - BURNET ELEMENTARY							
Electricity	21,334	KWH	\$3,202.51	\$0.00	\$3,202.51	0.1501	51.10%
Natural Gas	216	CCF	\$344.66	\$0.00	\$344.66	1.5956	5.50%
Water	538	CCF	\$2,511.46	\$0.00	\$2,511.46	4.6681	40.07%
Sewer	47	CCF	\$208.97	\$0.00	\$208.97	4.4462	3.33%
Total Cost:			\$6,267.60	\$0.00	\$6,267.60		

For BURNET ELEMENTARY



Filters: Cost Center Name Not Equal To DoNotReport; Billing Period Equal To 201505All Meter CodesAll Group Names

elpaso

Energy CAP

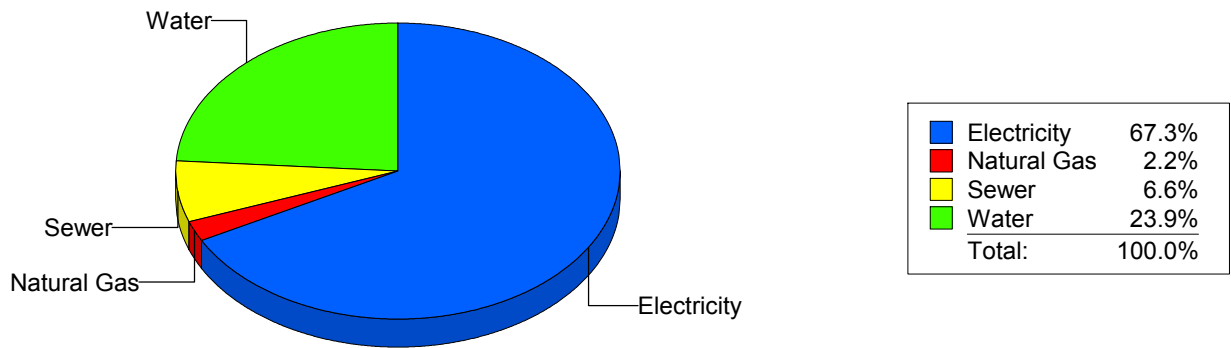
Cost Avoidance Program

Cost Summary Graph

Grouped by Energy Type

Energy Type	Use	Units	Meter Cost	Special Charges	Total Cost	Avg Unit Cost	% of Total Cost
Site: CANYON HILLS MIDDLE - CANYON HILLS MIDDLE							
Electricity	64,170	KWH	\$7,925.89	\$0.00	\$7,925.89	0.1235	67.31%
Natural Gas	216	CCF	\$258.25	\$0.00	\$258.25	1.1956	2.19%
Water	759	CCF	\$2,813.46	\$0.00	\$2,813.46	3.7068	23.89%
Sewer	190	CCF	\$778.24	\$0.00	\$778.24	4.0960	6.61%
Total Cost:			\$11,775.84	\$0.00	\$11,775.84		

For CANYON HILLS MIDDLE



Filters: Cost Center Name Not Equal To DoNotReport; Billing Period Equal To 201505All Meter CodesAll Group Names

elpaso

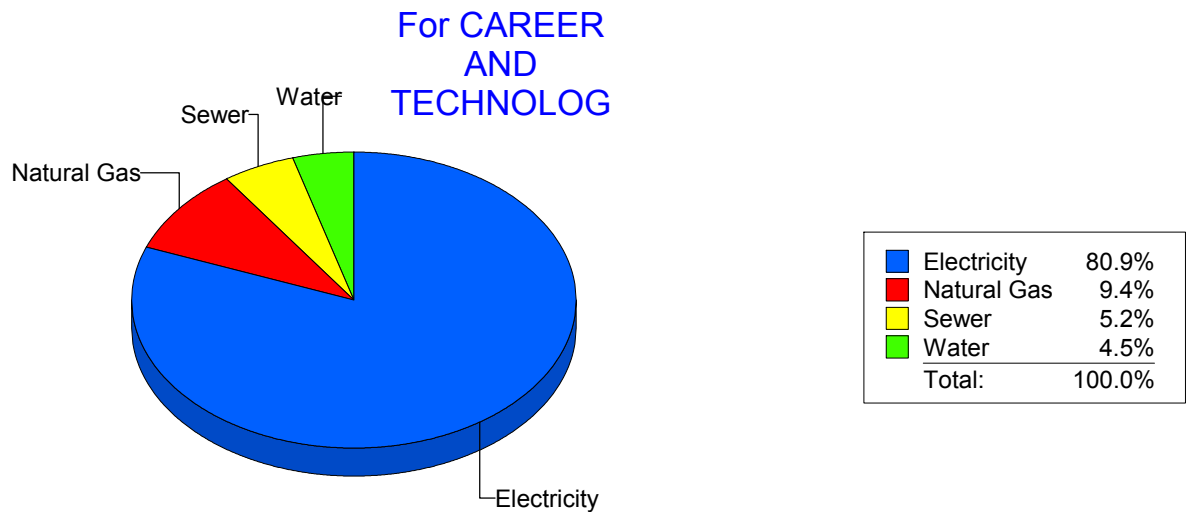
Energy CAP

Cost Avoidance Program

Cost Summary Graph

Grouped by Energy Type

Energy Type	Use	Units	Meter Cost	Special Charges	Total Cost	Avg Unit Cost	% of Total Cost
Site: CAREER AND TECHNOLOG - CAREER AND TECHNOLOG							
Electricity	103,264	KWH	\$11,682.64	\$0.00	\$11,682.64	0.1131	80.88%
Natural Gas	2,461	CCF	\$1,363.04	\$0.00	\$1,363.04	0.5539	9.44%
Water	294	CCF	\$650.51	\$0.00	\$650.51	2.2126	4.50%
Sewer	356	CCF	\$748.97	\$0.00	\$748.97	2.1038	5.18%
Total Cost:			\$14,445.16	\$0.00	\$14,445.16		



Filters: Cost Center Name Not Equal To DoNotReport; Billing Period Equal To 201505All Meter CodesAll Group Names

elpaso

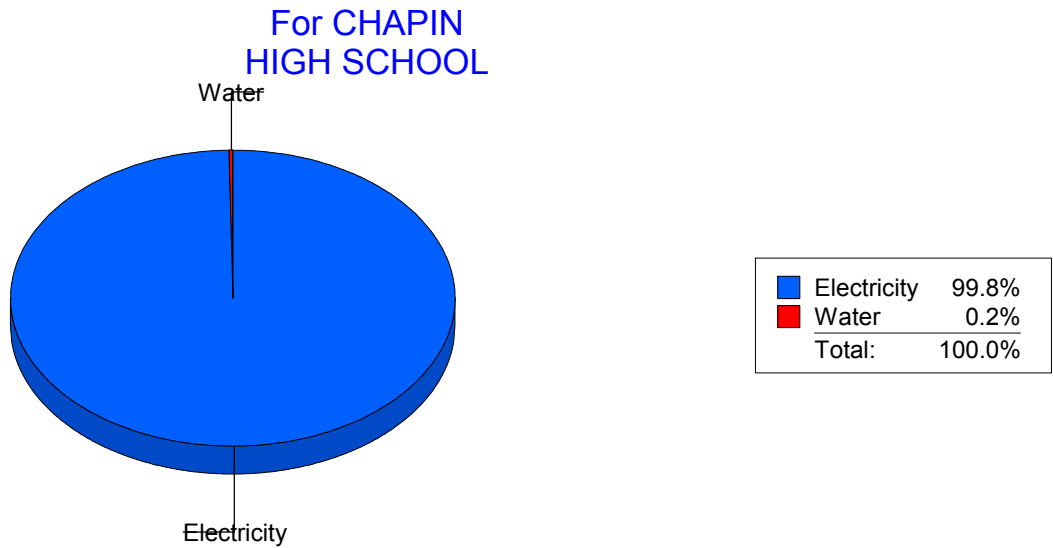
Energy CAP

Cost Avoidance Program

Cost Summary Graph

Grouped by Energy Type

Energy Type	Use	Units	Meter Cost	Special Charges	Total Cost	Avg Unit Cost	% of Total Cost
Site: CHAPIN HIGH SCHOOL - CHAPIN HIGH SCHOOL							
Electricity	280,377	KWH	\$30,429.78	\$0.00	\$30,429.78	0.1085	99.79%
Water	0	CCF	\$62.74	\$0.00	\$62.74	0.0000	0.21%
Total Cost:			\$30,492.52	\$0.00	\$30,492.52		



Filters: Cost Center Name Not Equal To DoNotReport; Billing Period Equal To 201505All Meter CodesAll Group Names

elpaso

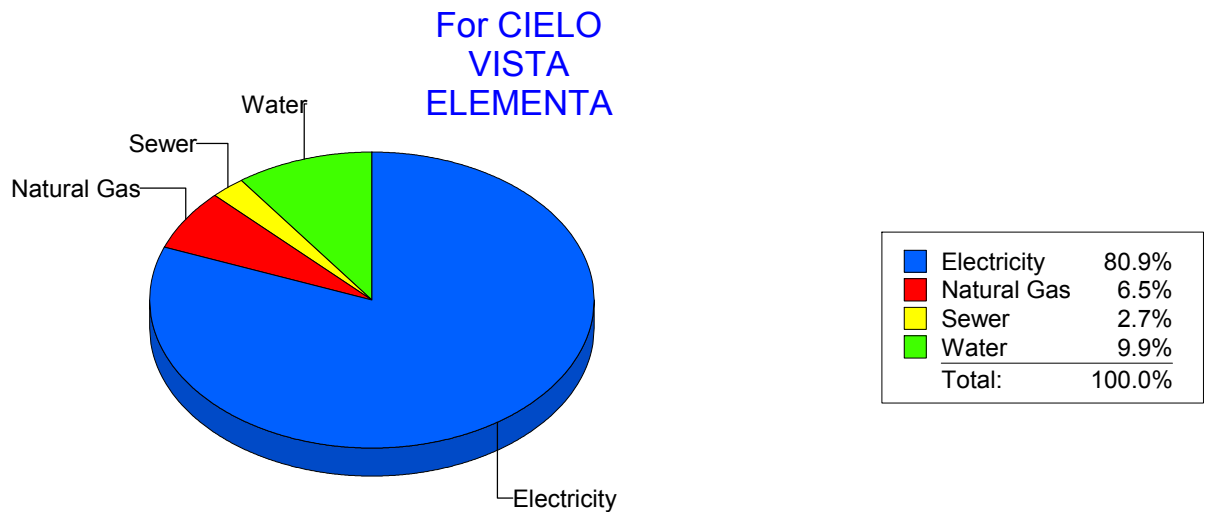
Energy CAP

Cost Avoidance Program

Cost Summary Graph

Grouped by Energy Type

Energy Type	Use	Units	Meter Cost	Special Charges	Total Cost	Avg Unit Cost	% of Total Cost
Site: CIELO VISTA ELEMENTA - CIELO VISTA ELEMENTA							
Electricity	49,240	KWH	\$6,684.55	\$0.00	\$6,684.55	0.1358	80.93%
Natural Gas	735	CCF	\$534.62	\$0.00	\$534.62	0.7274	6.47%
Water	287	CCF	\$814.64	\$0.00	\$814.64	2.8385	9.86%
Sewer	44	CCF	\$226.30	\$0.00	\$226.30	5.1432	2.74%
Total Cost:			\$8,260.11	\$0.00	\$8,260.11		



Filters: Cost Center Name Not Equal To DoNotReport; Billing Period Equal To 201505All Meter CodesAll Group Names

el paso

Energy CAP

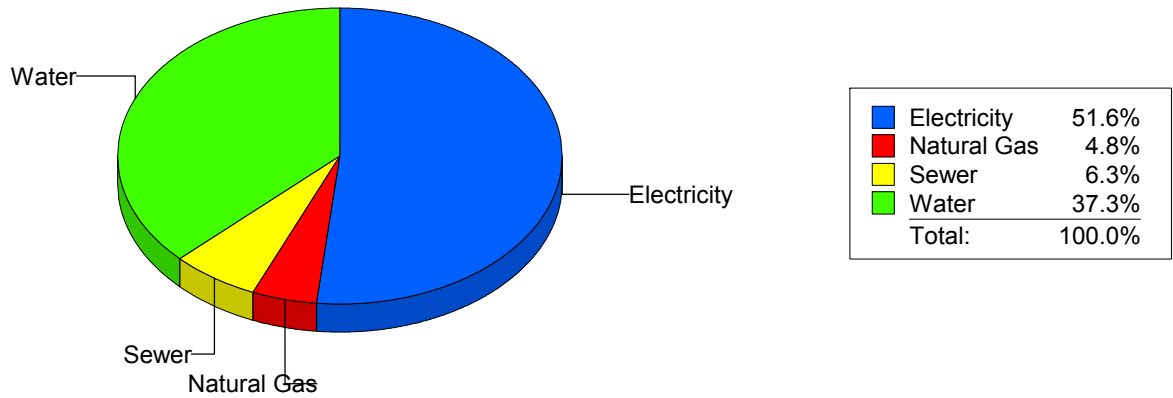
Cost Avoidance Program

Cost Summary Graph

Grouped by Energy Type

Energy Type	Use	Units	Meter Cost	Special Charges	Total Cost	Avg Unit Cost	% of Total Cost
Site: CLARDY ELEMENTARY SC - CLARDY ELEMENTARY SC							
Electricity	28,404	KWH	\$3,701.14	\$0.00	\$3,701.14	0.1303	51.58%
Natural Gas	366	CCF	\$346.80	\$0.00	\$346.80	0.9475	4.83%
Water	709	CCF	\$2,675.47	\$0.00	\$2,675.47	3.7736	37.29%
Sewer	149	CCF	\$452.22	\$0.00	\$452.22	3.0350	6.30%
Total Cost:			\$7,175.63	\$0.00	\$7,175.63		

For CLARDY
ELEMENTARY
SC



Filters: Cost Center Name Not Equal To DoNotReport; Billing Period Equal To 201505All Meter CodesAll Group Names

elpaso

Energy CAP

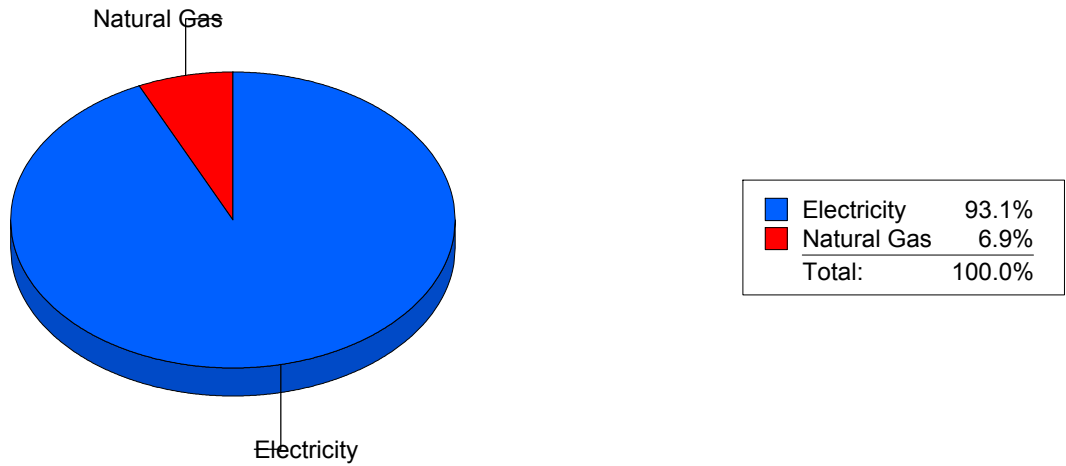
Cost Avoidance Program

Cost Summary Graph

Grouped by Energy Type

Energy Type	Use	Units	Meter Cost	Special Charges	Total Cost	Avg Unit Cost	% of Total Cost
Site: CLENDININ - CLENDININ							
Electricity	37,981	KWH	\$5,219.35	\$0.00	\$5,219.35	0.1374	93.13%
Natural Gas	587	CCF	\$384.95	\$0.00	\$384.95	0.6558	6.87%
Total Cost:			\$5,604.30	\$0.00	\$5,604.30		

For CLENDININ



Filters: Cost Center Name Not Equal To DoNotReport; Billing Period Equal To 201505All Meter CodesAll Group Names

elpaso

Energy CAP

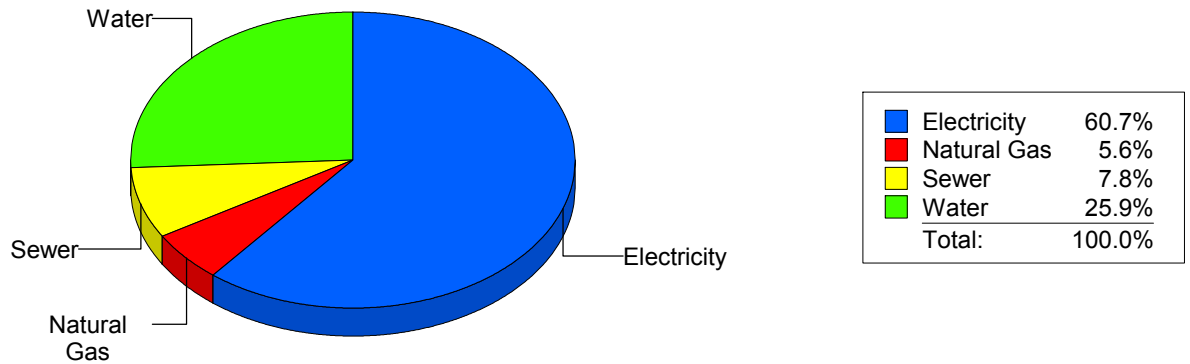
Cost Avoidance Program

Cost Summary Graph

Grouped by Energy Type

Energy Type	Use	Units	Meter Cost	Special Charges	Total Cost	Avg Unit Cost	% of Total Cost
Site: COLDWELL INTERMEDIAT - COLDWELL INTERMEDIAT							
Electricity	26,843	KWH	\$3,620.24	\$0.00	\$3,620.24	0.1349	60.70%
Natural Gas	195	CCF	\$333.34	\$0.00	\$333.34	1.7094	5.59%
Water	377	CCF	\$1,542.77	\$0.00	\$1,542.77	4.0922	25.87%
Sewer	182	CCF	\$467.91	\$0.00	\$467.91	2.5709	7.85%
Total Cost:			\$5,964.26	\$0.00	\$5,964.26		

For
COLDWELL
INTERMEDIAT



Filters: Cost Center Name Not Equal To DoNotReport; Billing Period Equal To 201505All Meter CodesAll Group Names

el paso

Energy CAP

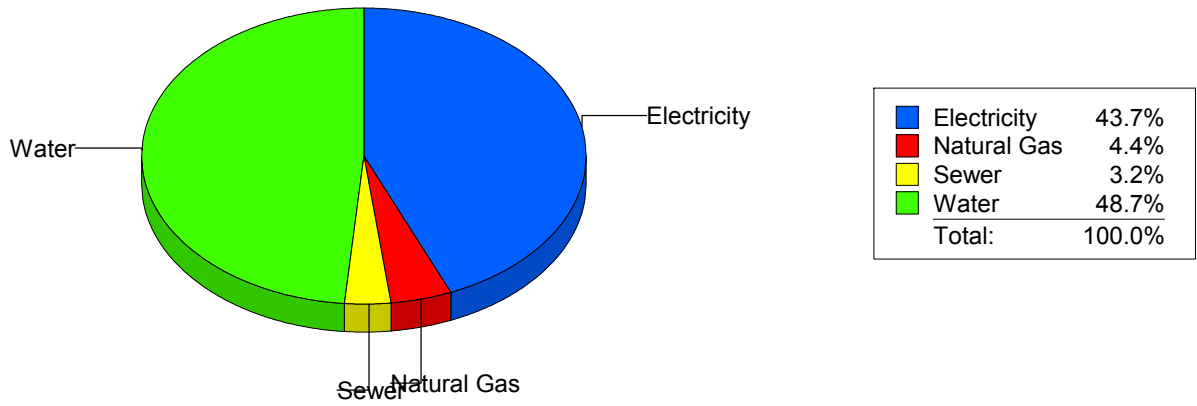
Cost Avoidance Program

Cost Summary Graph

Grouped by Energy Type

Energy Type	Use	Units	Meter Cost	Special Charges	Total Cost	Avg Unit Cost	% of Total Cost
Site: COLLINS ELEMENTARY - COLLINS ELEMENTARY							
Electricity	47,145	KWH	\$5,931.09	\$0.00	\$5,931.09	0.1258	43.68%
Natural Gas	835	CCF	\$594.45	\$0.00	\$594.45	0.7119	4.38%
Water	1,524	CCF	\$6,618.62	\$0.00	\$6,618.62	4.3429	48.74%
Sewer	184	CCF	\$434.90	\$0.00	\$434.90	2.3636	3.20%
Total Cost:			\$13,579.06	\$0.00	\$13,579.06		

For COLLINS ELEMENTARY



Filters: Cost Center Name Not Equal To DoNotReport; Billing Period Equal To 201505All Meter CodesAll Group Names

elpaso

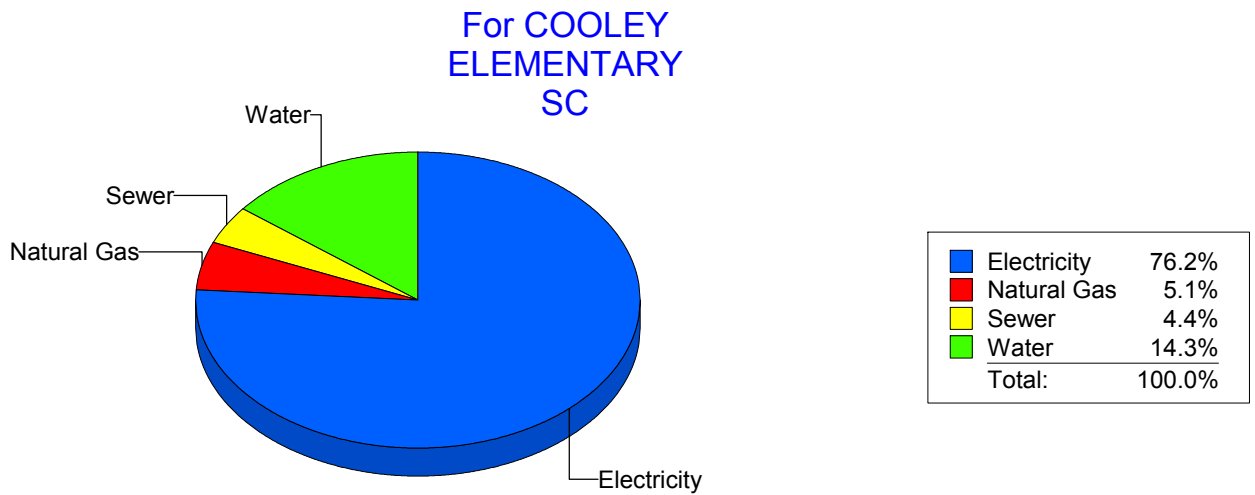
Energy CAP

Cost Avoidance Program

Cost Summary Graph

Grouped by Energy Type

Energy Type	Use	Units	Meter Cost	Special Charges	Total Cost	Avg Unit Cost	% of Total Cost
Site: COOLEY ELEMENTARY SC - COOLEY ELEMENTARY SC							
Electricity	66,400	KWH	\$11,341.26	\$0.00	\$11,341.26	0.1708	76.23%
Natural Gas	1,141	CCF	\$754.15	\$0.00	\$754.15	0.6610	5.07%
Water	532	CCF	\$2,134.83	\$0.00	\$2,134.83	4.0128	14.35%
Sewer	157	CCF	\$647.46	\$0.00	\$647.46	4.1239	4.35%
Total Cost:			\$14,877.70	\$0.00	\$14,877.70		



Filters: Cost Center Name Not Equal To DoNotReport; Billing Period Equal To 201505All Meter CodesAll Group Names

elpaso

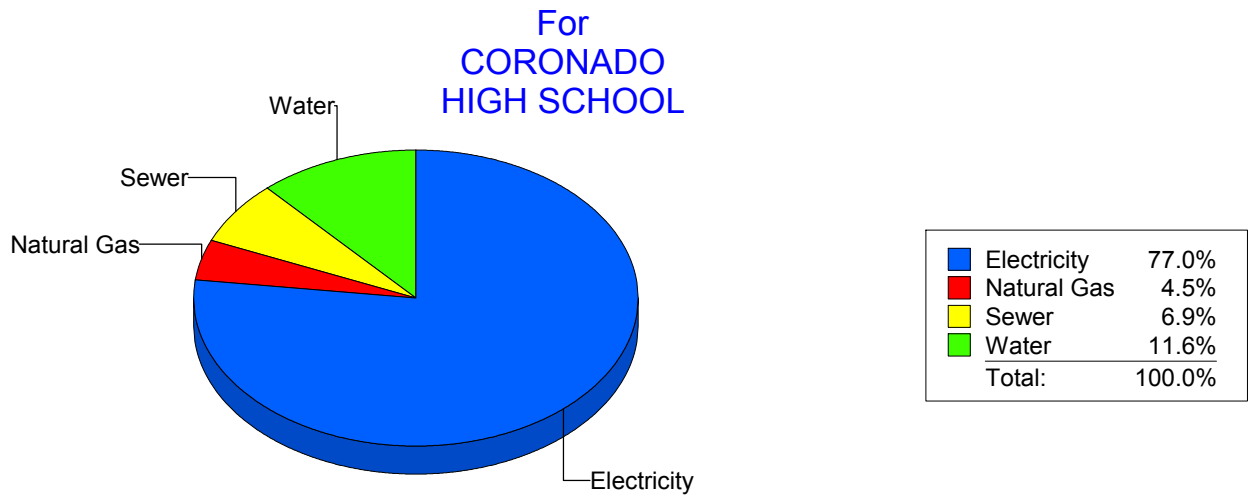
Energy CAP

Cost Avoidance Program

Cost Summary Graph

Grouped by Energy Type

Energy Type	Use	Units	Meter Cost	Special Charges	Total Cost	Avg Unit Cost	% of Total Cost
Site: CORONADO HIGH SCHOOL - CORONADO HIGH SCHOOL							
Electricity	212,496	KWH	\$26,217.56	\$0.00	\$26,217.56	0.1234	76.97%
Natural Gas	2,480	CCF	\$1,531.70	\$0.00	\$1,531.70	0.6176	4.50%
Water	2,641	CCF	\$3,945.31	\$0.00	\$3,945.31	1.4939	11.58%
Sewer	1,352	CCF	\$2,366.92	\$0.00	\$2,366.92	1.7507	6.95%
Total Cost:			\$34,061.49	\$0.00	\$34,061.49		



Filters: Cost Center Name Not Equal To DoNotReport; Billing Period Equal To 201505All Meter CodesAll Group Names

elpaso

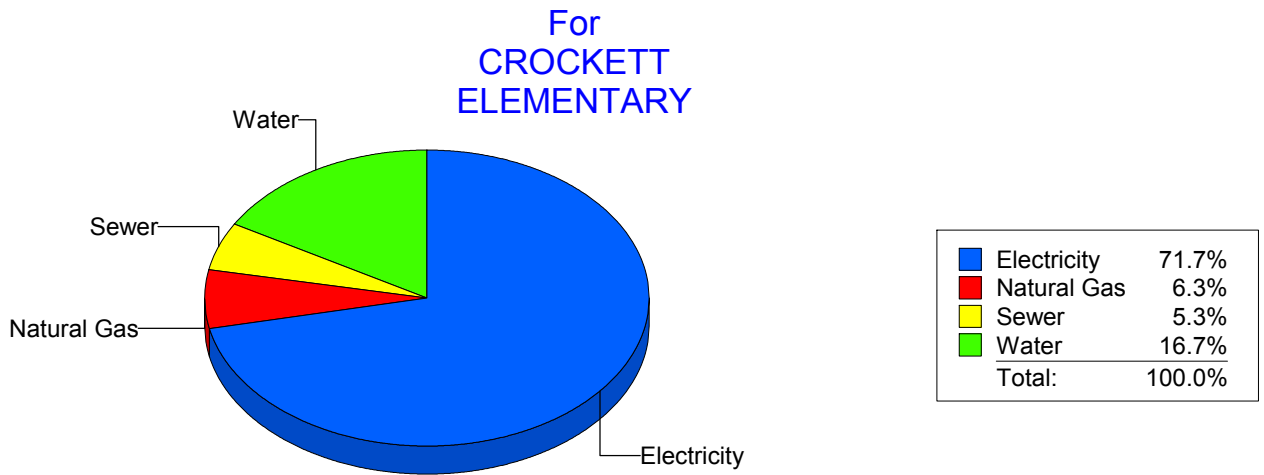
Energy CAP

Cost Avoidance Program

Cost Summary Graph

Grouped by Energy Type

Energy Type	Use	Units	Meter Cost	Special Charges	Total Cost	Avg Unit Cost	% of Total Cost
Site: CROCKETT - CROCKETT ELEMENTARY							
Electricity	27,200	KWH	\$3,603.49	\$0.00	\$3,603.49	0.1325	71.66%
Natural Gas	462	CCF	\$318.89	\$0.00	\$318.89	0.6902	6.34%
Water	262	CCF	\$840.58	\$0.00	\$840.58	3.2083	16.72%
Sewer	85	CCF	\$265.59	\$0.00	\$265.59	3.1246	5.28%
Total Cost:			\$5,028.55	\$0.00	\$5,028.55		



Filters: Cost Center Name Not Equal To DoNotReport; Billing Period Equal To 201505All Meter CodesAll Group Names

el paso

Energy CAP

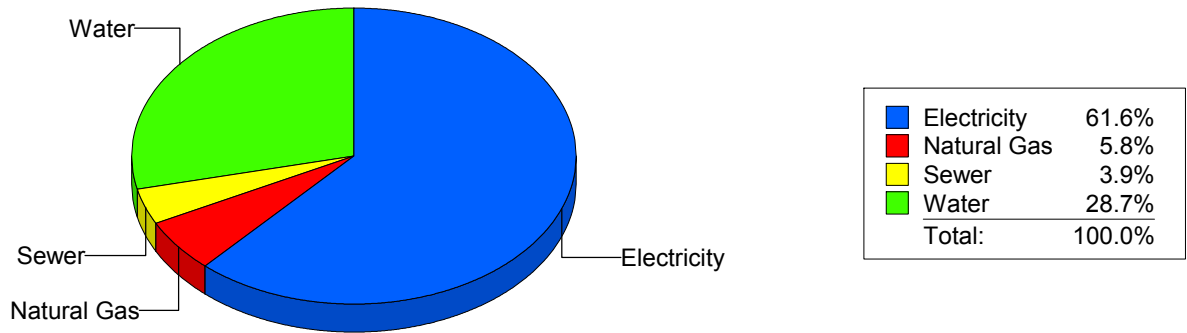
Cost Avoidance Program

Cost Summary Graph

Grouped by Energy Type

Energy Type	Use	Units	Meter Cost	Special Charges	Total Cost	Avg Unit Cost	% of Total Cost
Site: CROSBY ELEMENTARY - CROSBY ELEMENTARY							
Electricity	35,038	KWH	\$4,066.54	\$0.00	\$4,066.54	0.1161	61.59%
Natural Gas	434	CCF	\$383.74	\$0.00	\$383.74	0.8842	5.81%
Water	465	CCF	\$1,893.00	\$0.00	\$1,893.00	4.0710	28.67%
Sewer	81	CCF	\$259.63	\$0.00	\$259.63	3.2053	3.93%
Total Cost:			\$6,602.91	\$0.00	\$6,602.91		

For CROSBY ELEMENTARY



Filters: Cost Center Name Not Equal To DoNotReport; Billing Period Equal To 201505All Meter CodesAll Group Names

elpaso

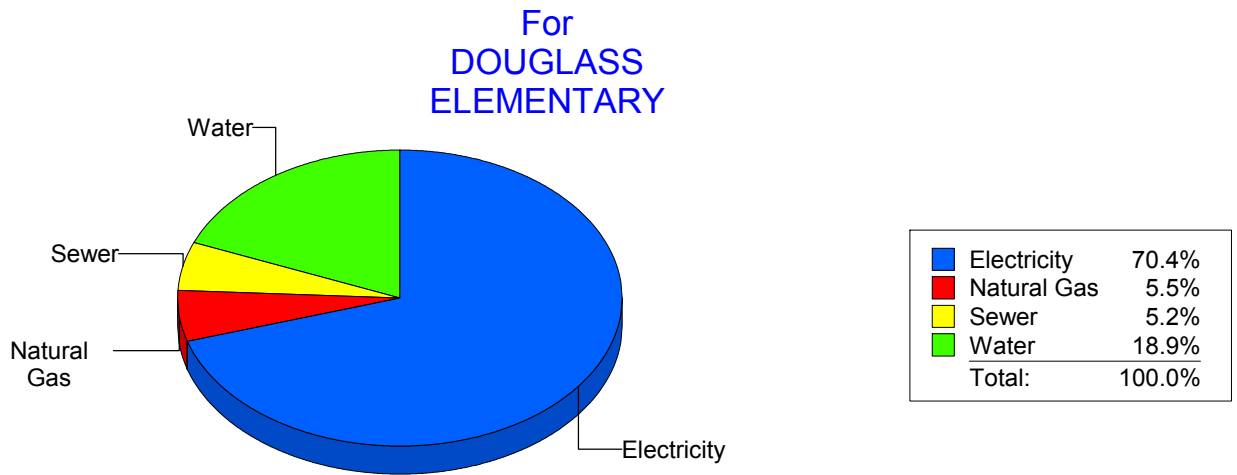
Energy CAP

Cost Avoidance Program

Cost Summary Graph

Grouped by Energy Type

Energy Type	Use	Units	Meter Cost	Special Charges	Total Cost	Avg Unit Cost	% of Total Cost
Site: DOUGLASS ELEMENTARY - DOUGLASS ELEMENTARY							
Electricity	35,526	KWH	\$4,356.97	\$0.00	\$4,356.97	0.1226	70.37%
Natural Gas	351	CCF	\$338.64	\$0.00	\$338.64	0.9648	5.47%
Water	327	CCF	\$1,171.47	\$0.00	\$1,171.47	3.5825	18.92%
Sewer	83	CCF	\$324.19	\$0.00	\$324.19	3.9059	5.24%
Total Cost:			\$6,191.27	\$0.00	\$6,191.27		



Filters: Cost Center Name Not Equal To DoNotReport; Billing Period Equal To 201505All Meter CodesAll Group Names

elpaso

Energy CAP

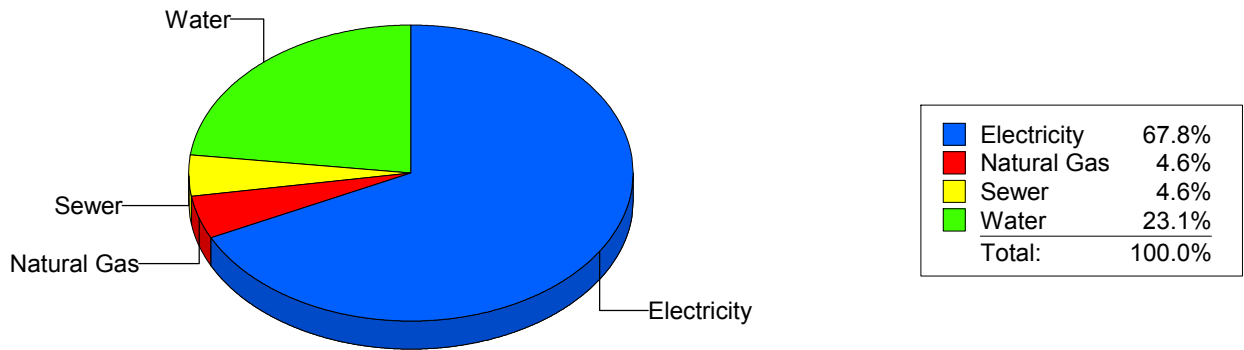
Cost Avoidance Program

Cost Summary Graph

Grouped by Energy Type

Energy Type	Use	Units	Meter Cost	Special Charges	Total Cost	Avg Unit Cost	% of Total Cost
Site: DOWELL ELEMENTARY - DOWELL ELEMENTARY							
Electricity	19,274	KWH	\$2,878.08	\$0.00	\$2,878.08	0.1493	67.80%
Natural Gas	233	CCF	\$194.58	\$0.00	\$194.58	0.8351	4.58%
Water	469	CCF	\$979.06	\$0.00	\$979.06	2.0875	23.06%
Sewer	91	CCF	\$193.38	\$0.00	\$193.38	2.1251	4.56%
Total Cost:			\$4,245.10	\$0.00	\$4,245.10		

For DOWELL ELEMENTARY



Filters: Cost Center Name Not Equal To DoNotReport; Billing Period Equal To 201505All Meter CodesAll Group Names

elpaso

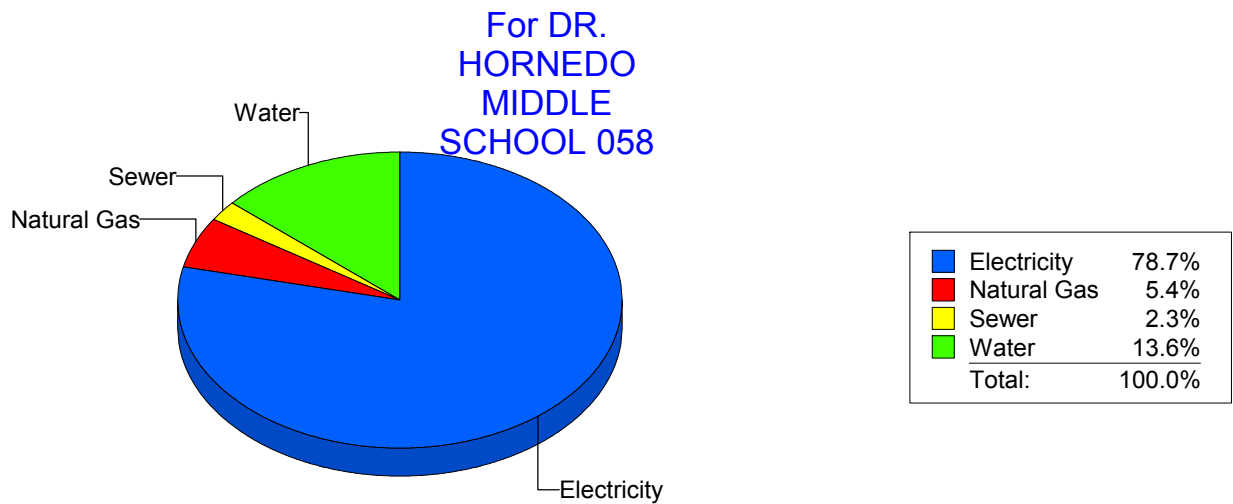
Energy CAP

Cost Avoidance Program

Cost Summary Graph

Grouped by Energy Type

Energy Type	Use	Units	Meter Cost	Special Charges	Total Cost	Avg Unit Cost	% of Total Cost
Site: DRHORNEDOMIDDLESCHOOL - DR. HORNEDO MIDDLE SCHOOL 058							
Electricity	92,040	KWH	\$14,724.99	\$0.00	\$14,724.99	0.1600	78.75%
Natural Gas	1,786	CCF	\$1,010.74	\$0.00	\$1,010.74	0.5659	5.41%
Water	736	CCF	\$2,538.69	\$0.00	\$2,538.69	3.4493	13.58%
Sewer	119	CCF	\$424.88	\$0.00	\$424.88	3.5704	2.27%
Total Cost:			\$18,699.30	\$0.00	\$18,699.30		



Filters: Cost Center Name Not Equal To DoNotReport; Billing Period Equal To 201505All Meter CodesAll Group Names

el Paso

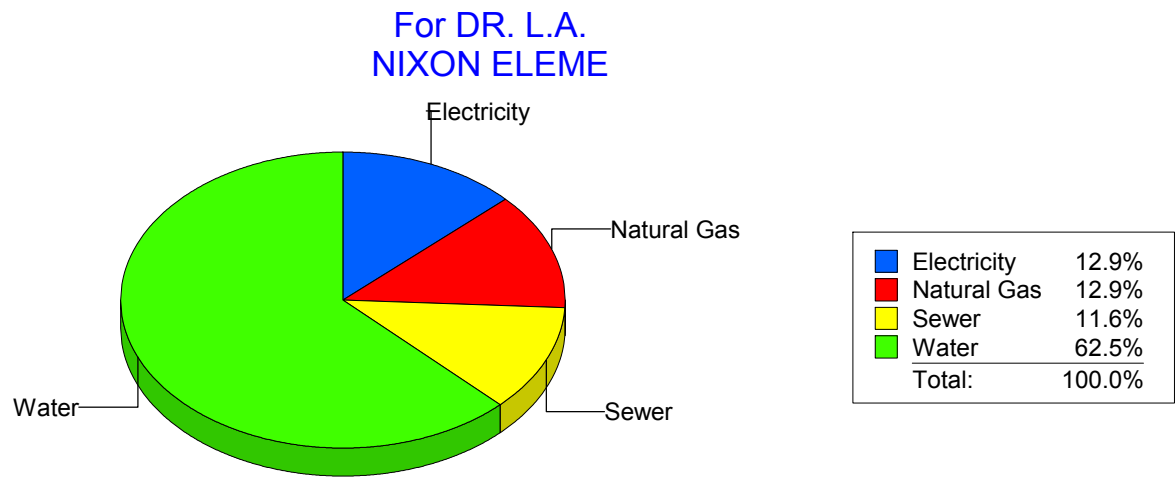
Energy CAP

Cost Avoidance Program

Cost Summary Graph

Grouped by Energy Type

Energy Type	Use	Units	Meter Cost	Special Charges	Total Cost	Avg Unit Cost	% of Total Cost
Site: DR. L.A. NIXON ELEME - DR. L.A. NIXON ELEME							
Electricity	3,000	KWH	\$482.50	\$0.00	\$482.50	0.1608	12.95%
Natural Gas	617	CCF	\$480.67	\$0.00	\$480.67	0.7790	12.90%
Water	617	CCF	\$2,331.15	\$0.00	\$2,331.15	3.7782	62.54%
Sewer	136	CCF	\$432.85	\$0.00	\$432.85	3.1827	11.61%
Total Cost:			\$3,727.17	\$0.00	\$3,727.17		



Filters: Cost Center Name Not Equal To DoNotReport; Billing Period Equal To 201505All Meter CodesAll Group Names

el Paso

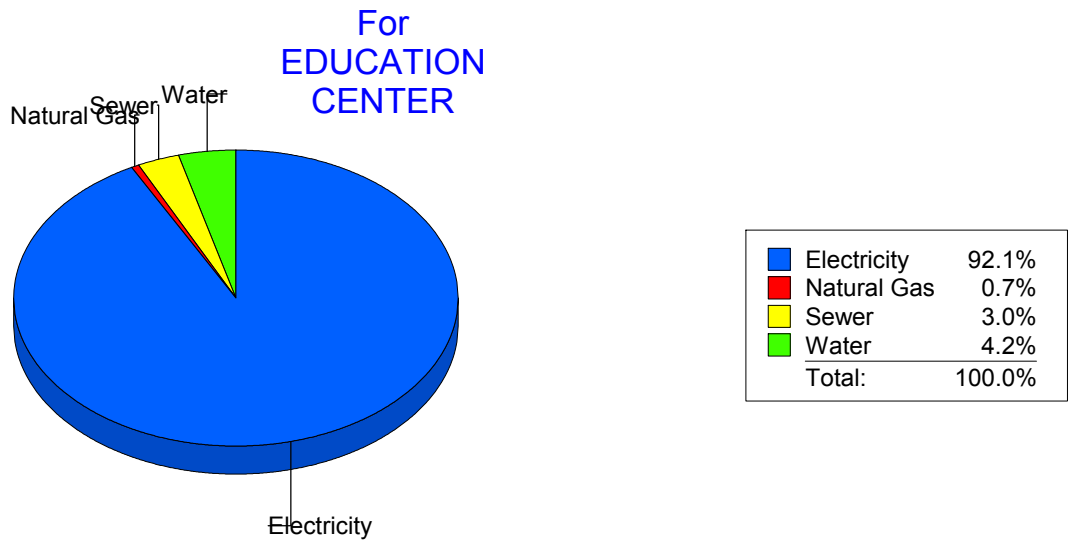
Energy CAP

Cost Avoidance Program

Cost Summary Graph

Grouped by Energy Type

Energy Type	Use	Units	Meter Cost	Special Charges	Total Cost	Avg Unit Cost	% of Total Cost
Site: EDUCATION CENTER - EDUCATION CENTER							
Electricity	257,567	KWH	\$27,766.74	\$0.00	\$27,766.74	0.1078	92.09%
Natural Gas	273	CCF	\$216.20	\$0.00	\$216.20	0.7919	0.72%
Water	535	CCF	\$1,254.63	\$0.00	\$1,254.63	2.3451	4.16%
Sewer	373	CCF	\$913.24	\$0.00	\$913.24	2.4484	3.03%
Total Cost:			\$30,150.81	\$0.00	\$30,150.81		



Filters: Cost Center Name Not Equal To DoNotReport; Billing Period Equal To 201505All Meter CodesAll Group Names

elpaso

Energy CAP

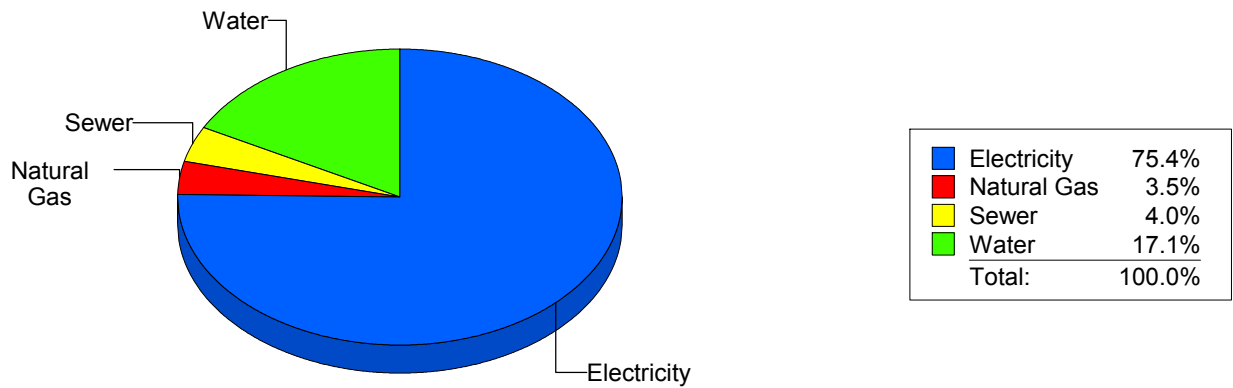
Cost Avoidance Program

Cost Summary Graph

Grouped by Energy Type

Energy Type	Use	Units	Meter Cost	Special Charges	Total Cost	Avg Unit Cost	% of Total Cost
Site: EL PASO HIGH SCHOOL - EL PASO HIGH SCHOOL							
Electricity	156,059	KWH	\$19,529.71	\$0.00	\$19,529.71	0.1251	75.36%
Natural Gas	888	CCF	\$913.62	\$0.00	\$913.62	1.0289	3.53%
Water	1,504	CCF	\$4,438.22	\$0.00	\$4,438.22	2.9509	17.13%
Sewer	355	CCF	\$1,035.04	\$0.00	\$1,035.04	2.9156	3.99%
Total Cost:			\$25,916.59	\$0.00	\$25,916.59		

For EL PASO HIGH SCHOOL



Filters: Cost Center Name Not Equal To DoNotReport; Billing Period Equal To 201505All Meter CodesAll Group Names

elpaso

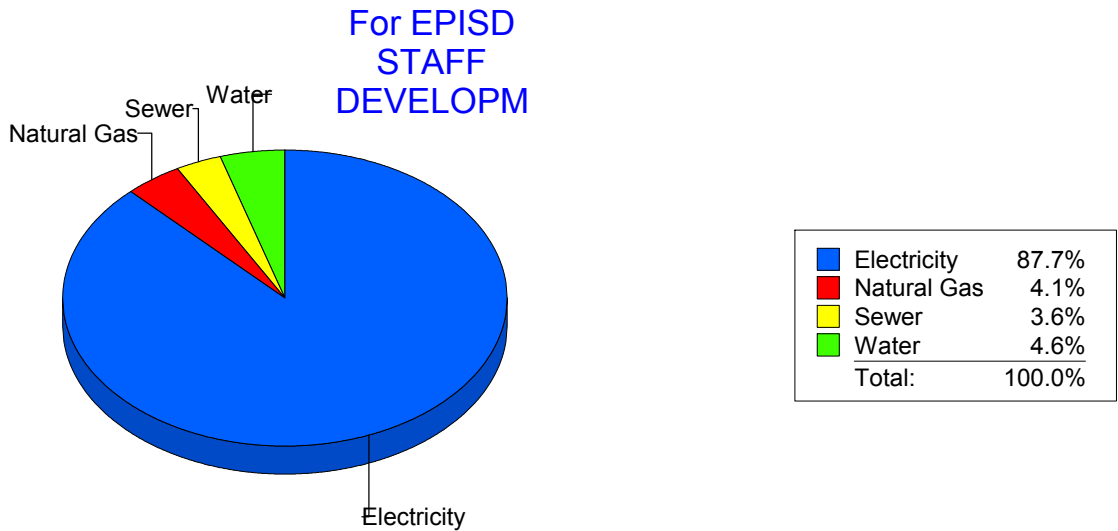
Energy CAP

Cost Avoidance Program

Cost Summary Graph

Grouped by Energy Type

Energy Type	Use	Units	Meter Cost	Special Charges	Total Cost	Avg Unit Cost	% of Total Cost
Site: EPISD STAFF DEVELOPM - EPISD STAFF DEVELOPM							
Electricity	15,280	KWH	\$1,971.94	\$0.00	\$1,971.94	0.1291	87.70%
Natural Gas	31	CCF	\$93.13	\$0.00	\$93.13	3.0042	4.14%
Water	22	CCF	\$103.41	\$0.00	\$103.41	4.7005	4.60%
Sewer	15	CCF	\$80.14	\$0.00	\$80.14	5.3427	3.56%
Total Cost:			\$2,248.62	\$0.00	\$2,248.62		



Filters: Cost Center Name Not Equal To DoNotReport; Billing Period Equal To 201505All Meter CodesAll Group Names

elpaso

Energy CAP

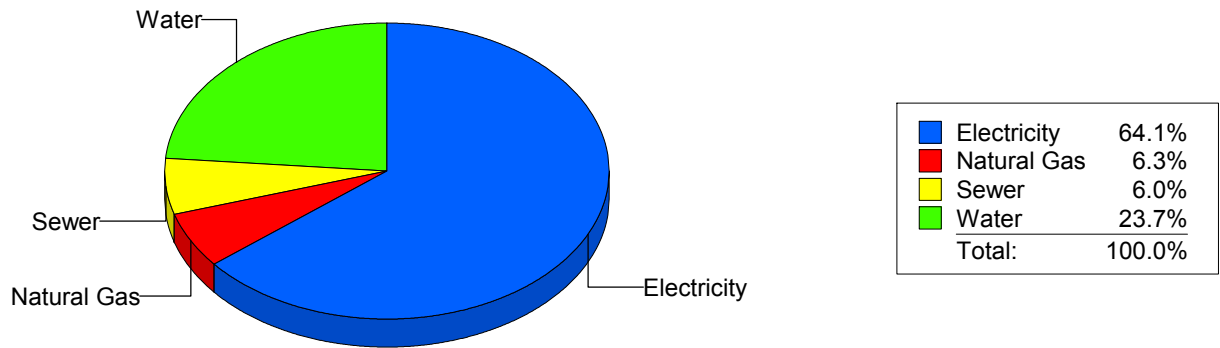
Cost Avoidance Program

Cost Summary Graph

Grouped by Energy Type

Energy Type	Use	Units	Meter Cost	Special Charges	Total Cost	Avg Unit Cost	% of Total Cost
Site: FANNIN ELEMENTARY - FANNIN ELEMENTARY							
Electricity	32,057	KWH	\$4,210.70	\$0.00	\$4,210.70	0.1314	64.07%
Natural Gas	338	CCF	\$411.65	\$0.00	\$411.65	1.2179	6.26%
Water	549	CCF	\$1,558.81	\$0.00	\$1,558.81	2.8394	23.72%
Sewer	108	CCF	\$391.13	\$0.00	\$391.13	3.6216	5.95%
Total Cost:			\$6,572.29	\$0.00	\$6,572.29		

For FANNIN ELEMENTARY



Filters: Cost Center Name Not Equal To DoNotReport; Billing Period Equal To 201505All Meter CodesAll Group Names

elpaso

Energy CAP

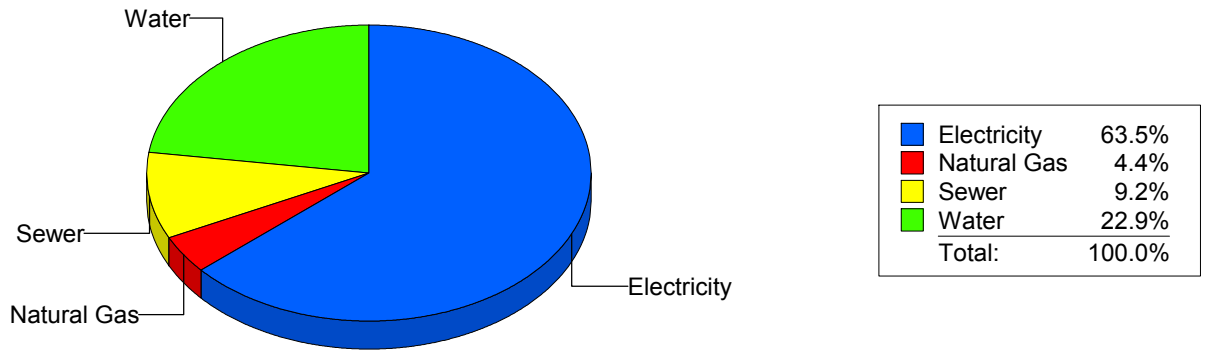
Cost Avoidance Program

Cost Summary Graph

Grouped by Energy Type

Energy Type	Use	Units	Meter Cost	Special Charges	Total Cost	Avg Unit Cost	% of Total Cost
Site: FINE ARTS/MULTIMEDIA - FINE ARTS/MULTIMEDIA							
Electricity		9,597 KWH	\$1,167.75	\$0.00	\$1,167.75	0.1217	63.54%
Natural Gas		0 CCF	\$80.07	\$0.00	\$80.07	0.0000	4.36%
Water		163 CCF	\$420.71	\$0.00	\$420.71	2.5810	22.89%
Sewer		67 CCF	\$169.30	\$0.00	\$169.30	2.5269	9.21%
Total Cost:			\$1,837.83	\$0.00	\$1,837.83		

For FINE ARTS/MULTIMEDIA



Filters: Cost Center Name Not Equal To DoNotReport; Billing Period Equal To 201505All Meter CodesAll Group Names

elpaso

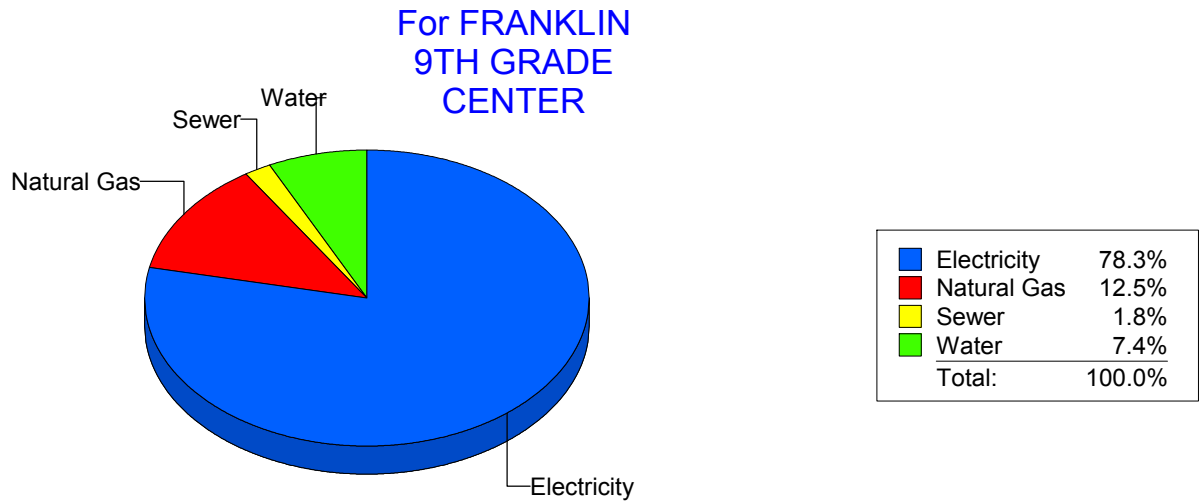
Energy CAP

Cost Avoidance Program

Cost Summary Graph

Grouped by Energy Type

Energy Type	Use	Units	Meter Cost	Special Charges	Total Cost	Avg Unit Cost	% of Total Cost
Site: FRANKLIN9THGRADECENTER - FRANKLIN 9TH GRADE CENTER							
Electricity	146,000	KWH	\$16,552.33	\$0.00	\$16,552.33	0.1134	78.32%
Natural Gas	4,960	CCF	\$2,646.38	\$0.00	\$2,646.38	0.5335	12.52%
Water	955	CCF	\$1,555.42	\$0.00	\$1,555.42	1.6287	7.36%
Sewer	89	CCF	\$380.18	\$0.00	\$380.18	4.2717	1.80%
Total Cost:			\$21,134.31	\$0.00	\$21,134.31		



Filters: Cost Center Name Not Equal To DoNotReport; Billing Period Equal To 201505All Meter CodesAll Group Names

elpaso

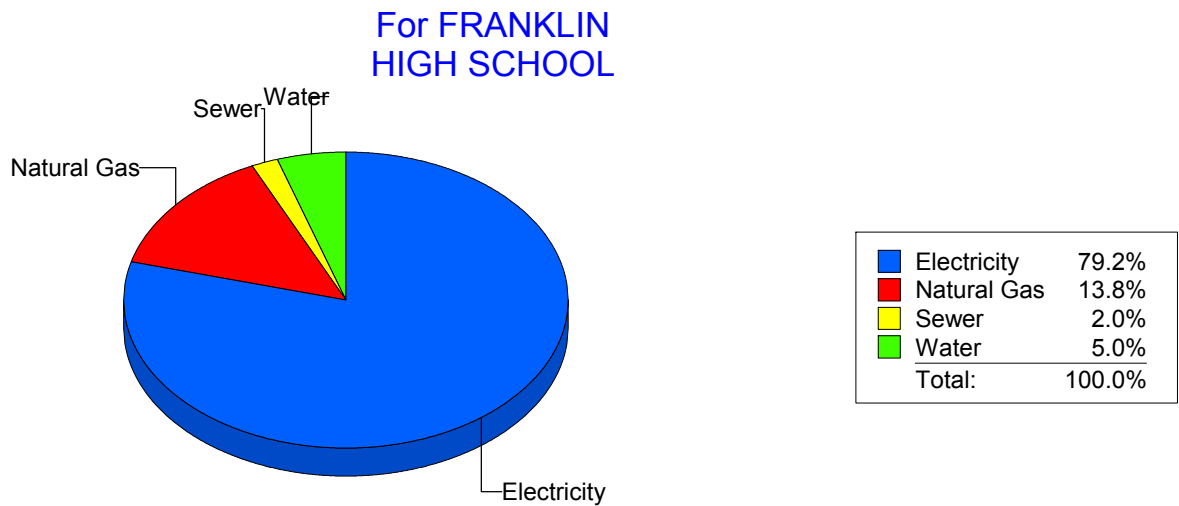
Energy CAP

Cost Avoidance Program

Cost Summary Graph

Grouped by Energy Type

Energy Type	Use	Units	Meter Cost	Special Charges	Total Cost	Avg Unit Cost	% of Total Cost
Site: FRANKLIN HIGH SCHOOL - FRANKLIN HIGH SCHOOL							
Electricity	296,145	KWH	\$31,908.85	\$0.00	\$31,908.85	0.1077	79.19%
Natural Gas	10,529	CCF	\$5,566.81	\$0.00	\$5,566.81	0.5287	13.82%
Water	851	CCF	\$2,015.24	\$0.00	\$2,015.24	2.3681	5.00%
Sewer	372	CCF	\$801.85	\$0.00	\$801.85	2.1555	1.99%
Total Cost:			\$40,292.75	\$0.00	\$40,292.75		



Filters: Cost Center Name Not Equal To DoNotReport; Billing Period Equal To 201505All Meter CodesAll Group Names

elpaso

Energy CAP

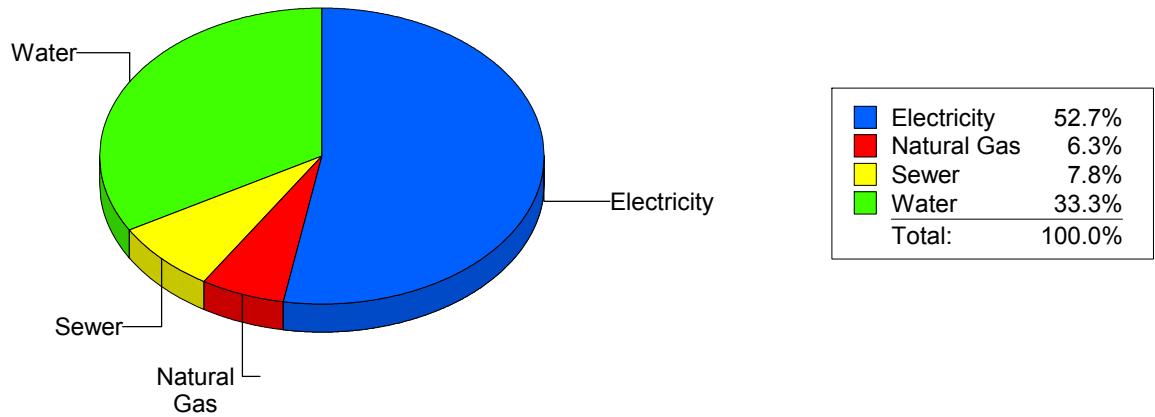
Cost Avoidance Program

Cost Summary Graph

Grouped by Energy Type

Energy Type	Use	Units	Meter Cost	Special Charges	Total Cost	Avg Unit Cost	% of Total Cost
Site: GREEN ELEMENTARY SCH - GREEN ELEMENTARY SCH							
Electricity	33,900	KWH	\$3,851.23	\$0.00	\$3,851.23	0.1136	52.69%
Natural Gas	575	CCF	\$458.76	\$0.00	\$458.76	0.7978	6.28%
Water	666	CCF	\$2,432.31	\$0.00	\$2,432.31	3.6521	33.28%
Sewer	168	CCF	\$567.36	\$0.00	\$567.36	3.3771	7.76%
Total Cost:			\$7,309.66	\$0.00	\$7,309.66		

For GREEN ELEMENTARY SCH



Filters: Cost Center Name Not Equal To DoNotReport; Billing Period Equal To 201505All Meter CodesAll Group Names

elpaso

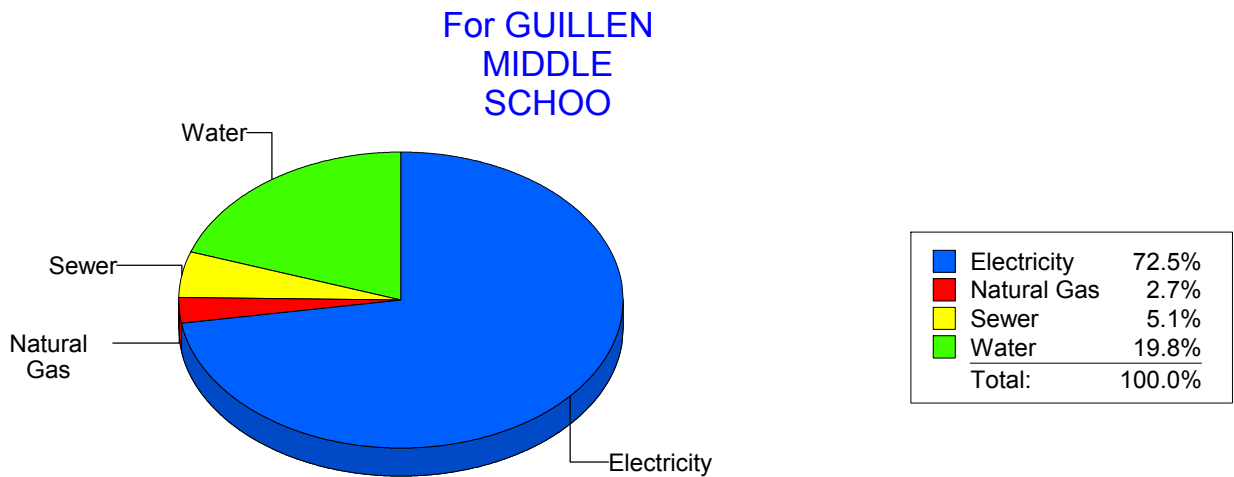
Energy CAP

Cost Avoidance Program

Cost Summary Graph

Grouped by Energy Type

Energy Type	Use	Units	Meter Cost	Special Charges	Total Cost	Avg Unit Cost	% of Total Cost
Site: GUILLEN MIDDLE SCHOOL - GUILLEN MIDDLE SCHOOL							
Electricity	83,123	KWH	\$9,792.51	\$0.00	\$9,792.51	0.1178	72.51%
Natural Gas	392	CCF	\$360.91	\$0.00	\$360.91	0.9207	2.67%
Water	1,140	CCF	\$2,669.13	\$0.00	\$2,669.13	2.3413	19.76%
Sewer	304	CCF	\$683.17	\$0.00	\$683.17	2.2473	5.06%
Total Cost:			\$13,505.72	\$0.00	\$13,505.72		



Filters: Cost Center Name Not Equal To DoNotReport; Billing Period Equal To 201505All Meter CodesAll Group Names

elpaso

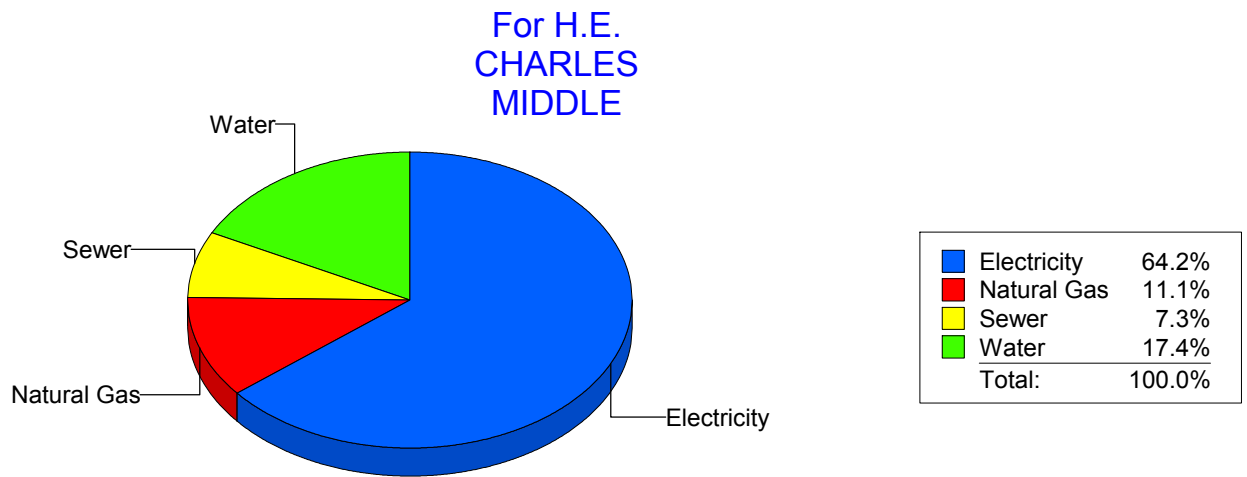
Energy CAP

Cost Avoidance Program

Cost Summary Graph

Grouped by Energy Type

Energy Type	Use	Units	Meter Cost	Special Charges	Total Cost	Avg Unit Cost	% of Total Cost
Site: H.E. CHARLES MIDDLE - H.E. CHARLES MIDDLE							
Electricity	82,810	KWH	\$10,116.70	\$0.00	\$10,116.70	0.1222	64.21%
Natural Gas	3,056	CCF	\$1,750.55	\$0.00	\$1,750.55	0.5728	11.11%
Water	1,282	CCF	\$2,741.02	\$0.00	\$2,741.02	2.1381	17.40%
Sewer	604	CCF	\$1,147.53	\$0.00	\$1,147.53	1.8999	7.28%
Total Cost:			\$15,755.80	\$0.00	\$15,755.80		



Filters: Cost Center Name Not Equal To DoNotReport; Billing Period Equal To 201505All Meter CodesAll Group Names

elpaso

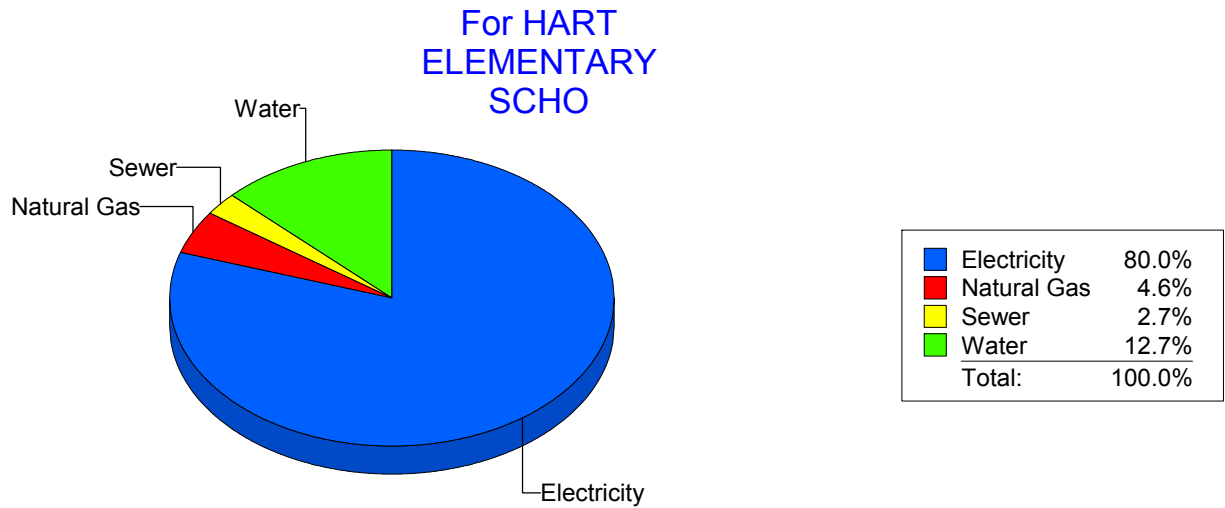
Energy CAP

Cost Avoidance Program

Cost Summary Graph

Grouped by Energy Type

Energy Type	Use	Units	Meter Cost	Special Charges	Total Cost	Avg Unit Cost	% of Total Cost
Site: HART ELEMENTARY SCHO - HART ELEMENTARY SCHO							
Electricity	52,920	KWH	\$7,096.07	\$0.00	\$7,096.07	0.1341	80.03%
Natural Gas	630	CCF	\$407.48	\$0.00	\$407.48	0.6468	4.60%
Water	302	CCF	\$1,126.92	\$0.00	\$1,126.92	3.7315	12.71%
Sewer	51	CCF	\$236.73	\$0.00	\$236.73	4.6418	2.67%
Total Cost:			\$8,867.20	\$0.00	\$8,867.20		



Filters: Cost Center Name Not Equal To DoNotReport; Billing Period Equal To 201505All Meter CodesAll Group Names

elpaso

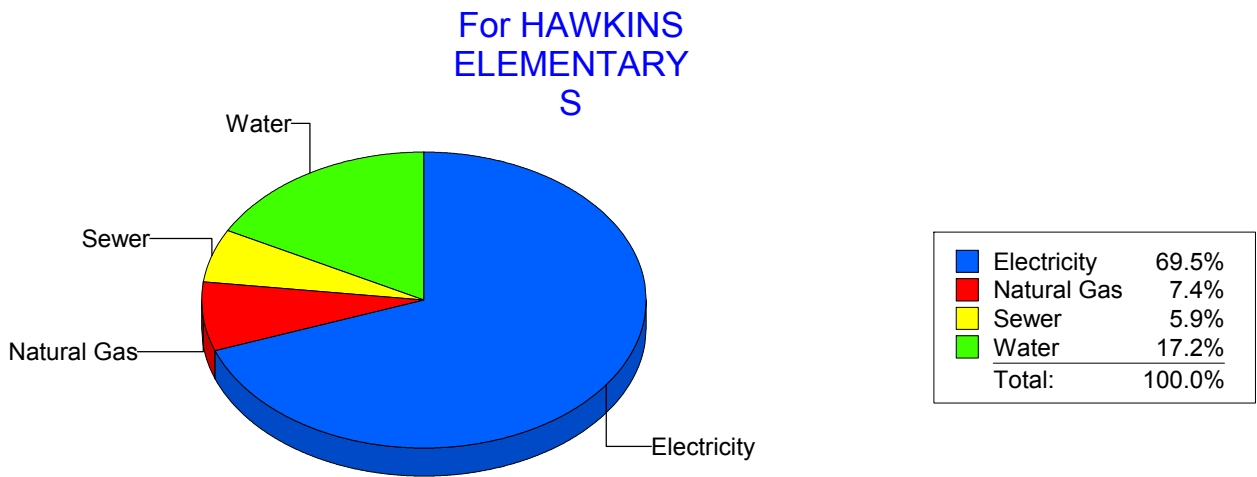
Energy CAP

Cost Avoidance Program

Cost Summary Graph

Grouped by Energy Type

Energy Type	Use	Units	Meter Cost	Special Charges	Total Cost	Avg Unit Cost	% of Total Cost
Site: HAWKINS ELEMENTARY S - HAWKINS ELEMENTARY S							
Electricity	22,866	KWH	\$2,706.40	\$0.00	\$2,706.40	0.1184	69.48%
Natural Gas	404	CCF	\$287.37	\$0.00	\$287.37	0.7113	7.38%
Water	196	CCF	\$669.92	\$0.00	\$669.92	3.4180	17.20%
Sewer	62	CCF	\$231.32	\$0.00	\$231.32	3.7310	5.94%
Total Cost:			\$3,895.01	\$0.00	\$3,895.01		



Filters: Cost Center Name Not Equal To DoNotReport; Billing Period Equal To 201505All Meter CodesAll Group Names

elpaso

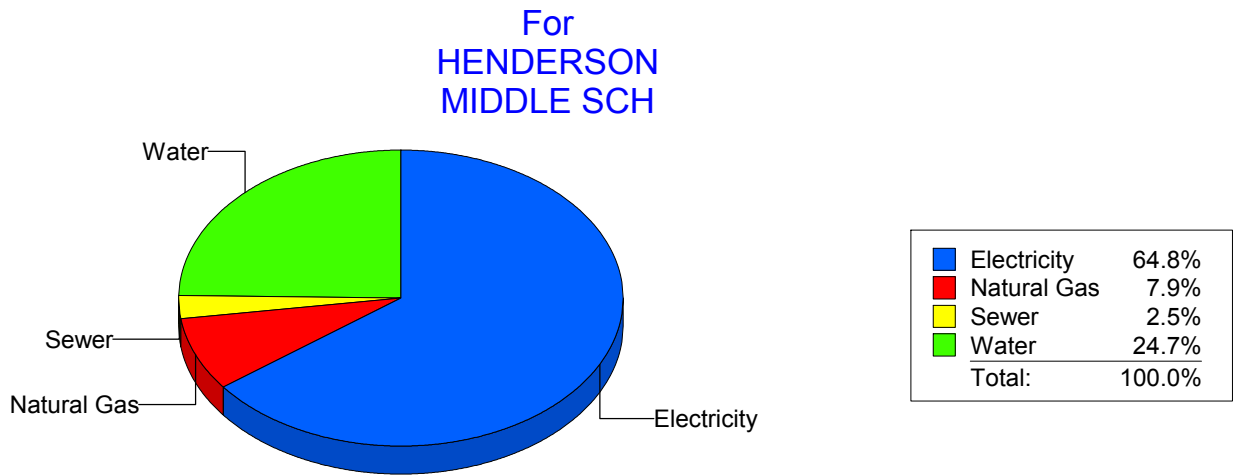
Energy CAP

Cost Avoidance Program

Cost Summary Graph

Grouped by Energy Type

Energy Type	Use	Units	Meter Cost	Special Charges	Total Cost	Avg Unit Cost	% of Total Cost
Site: HENDERSON MIDDLE SCH - HENDERSON MIDDLE SCH							
Electricity	48,450	KWH	\$6,295.41	\$0.00	\$6,295.41	0.1299	64.85%
Natural Gas	1,316	CCF	\$765.42	\$0.00	\$765.42	0.5816	7.88%
Water	832	CCF	\$2,401.96	\$0.00	\$2,401.96	2.8870	24.74%
Sewer	118	CCF	\$245.29	\$0.00	\$245.29	2.0787	2.53%
Total Cost:			\$9,708.08	\$0.00	\$9,708.08		



Filters: Cost Center Name Not Equal To DoNotReport; Billing Period Equal To 201505All Meter CodesAll Group Names

elpaso

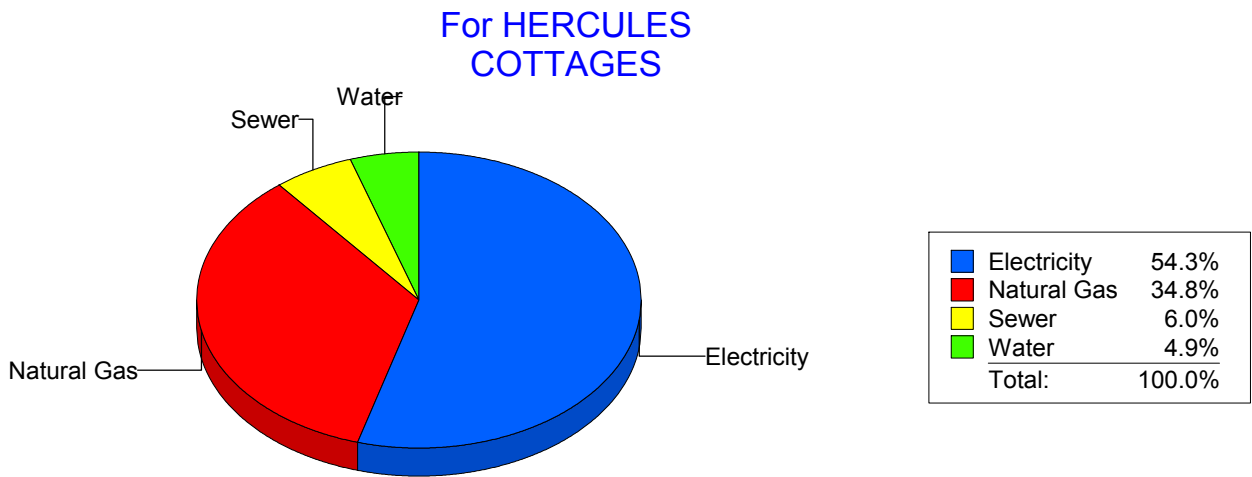
Energy CAP

Cost Avoidance Program

Cost Summary Graph

Grouped by Energy Type

Energy Type	Use	Units	Meter Cost	Special Charges	Total Cost	Avg Unit Cost	% of Total Cost
Site: HERCULES COTTAGES - HERCULES COTTAGES							
Electricity	3,611	KWH	\$689.70	\$0.00	\$689.70	0.1910	54.34%
Natural Gas	97	CCF	\$441.22	\$0.00	\$441.22	4.5487	34.76%
Water	22	CCF	\$62.79	\$0.00	\$62.79	2.8541	4.95%
Sewer	27	CCF	\$75.63	\$0.00	\$75.63	2.8011	5.96%
Total Cost:			\$1,269.34	\$0.00	\$1,269.34		



Filters: Cost Center Name Not Equal To DoNotReport; Billing Period Equal To 201505All Meter CodesAll Group Names

elpaso

Energy CAP

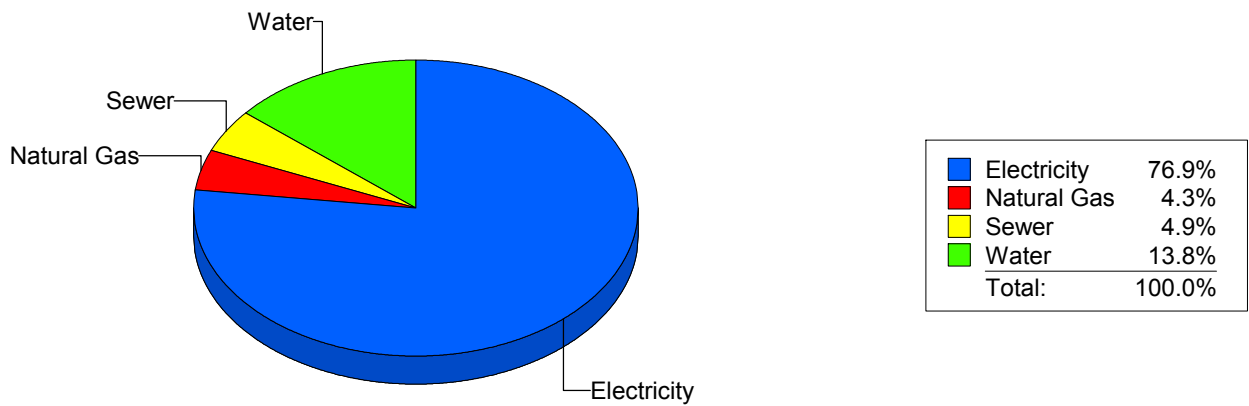
Cost Avoidance Program

Cost Summary Graph

Grouped by Energy Type

Energy Type	Use	Units	Meter Cost	Special Charges	Total Cost	Avg Unit Cost	% of Total Cost
Site: HERRERA - HERRERA ELEMENTARY							
Electricity	62,000	KWH	\$7,061.42	\$0.00	\$7,061.42	0.1139	76.93%
Natural Gas	611	CCF	\$397.46	\$0.00	\$397.46	0.6505	4.33%
Water	186	CCF	\$1,271.03	\$0.00	\$1,271.03	6.8335	13.85%
Sewer	135	CCF	\$448.72	\$0.00	\$448.72	3.3239	4.89%
Total Cost:			\$9,178.63	\$0.00	\$9,178.63		

For HERRERA ELEMENTARY



Filters: Cost Center Name Not Equal To DoNotReport; Billing Period Equal To 201505All Meter CodesAll Group Names

elpaso

Energy CAP

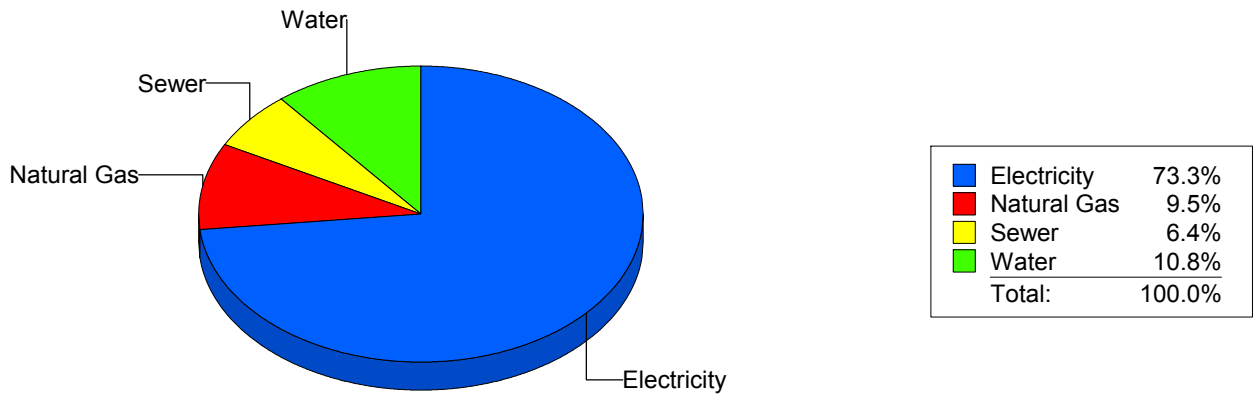
Cost Avoidance Program

Cost Summary Graph

Grouped by Energy Type

Energy Type	Use	Units	Meter Cost	Special Charges	Total Cost	Avg Unit Cost	% of Total Cost
Site: HILLSIDE ELEMENTARY - HILLSIDE ELEMENTARY							
Electricity	32,981	KWH	\$4,518.73	\$0.00	\$4,518.73	0.1370	73.33%
Natural Gas	529	CCF	\$583.12	\$0.00	\$583.12	1.1023	9.46%
Water	234	CCF	\$667.41	\$0.00	\$667.41	2.8522	10.83%
Sewer	109	CCF	\$392.62	\$0.00	\$392.62	3.6020	6.37%
Total Cost:			\$6,161.88	\$0.00	\$6,161.88		

For HILLSIDE ELEMENTARY



Filters: Cost Center Name Not Equal To DoNotReport; Billing Period Equal To 201505All Meter CodesAll Group Names

elpaso

Energy CAP

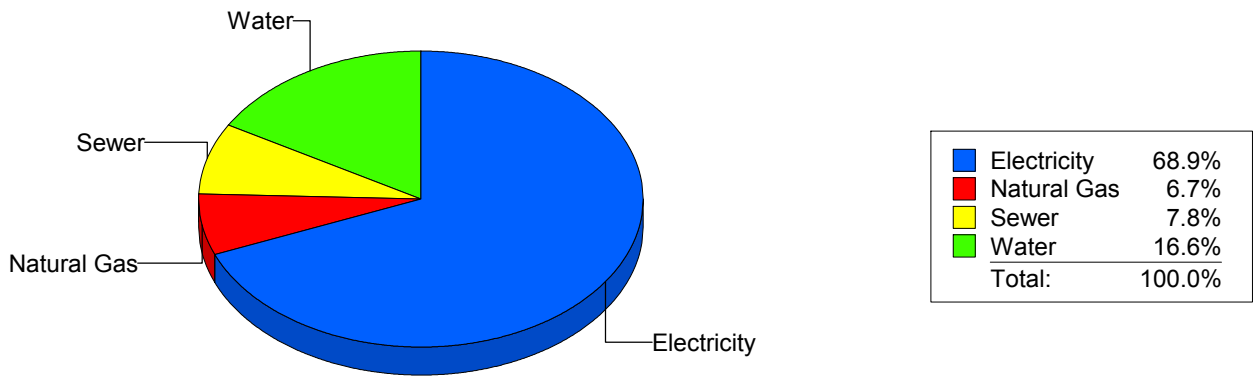
Cost Avoidance Program

Cost Summary Graph

Grouped by Energy Type

Energy Type	Use	Units	Meter Cost	Special Charges	Total Cost	Avg Unit Cost	% of Total Cost
Site: HOUSTON INTERMEDIATE - HOUSTON INTERMEDIATE							
Electricity	27,200	KWH	\$3,200.11	\$0.00	\$3,200.11	0.1177	68.86%
Natural Gas	150	CCF	\$309.49	\$0.00	\$309.49	2.0633	6.66%
Water	212	CCF	\$773.26	\$0.00	\$773.26	3.6475	16.64%
Sewer	82	CCF	\$364.19	\$0.00	\$364.19	4.4413	7.84%
Total Cost:			\$4,647.05	\$0.00	\$4,647.05		

For HOUSTON INTERMEDIATE



Filters: Cost Center Name Not Equal To DoNotReport; Billing Period Equal To 201505All Meter CodesAll Group Names

elpaso

Energy CAP

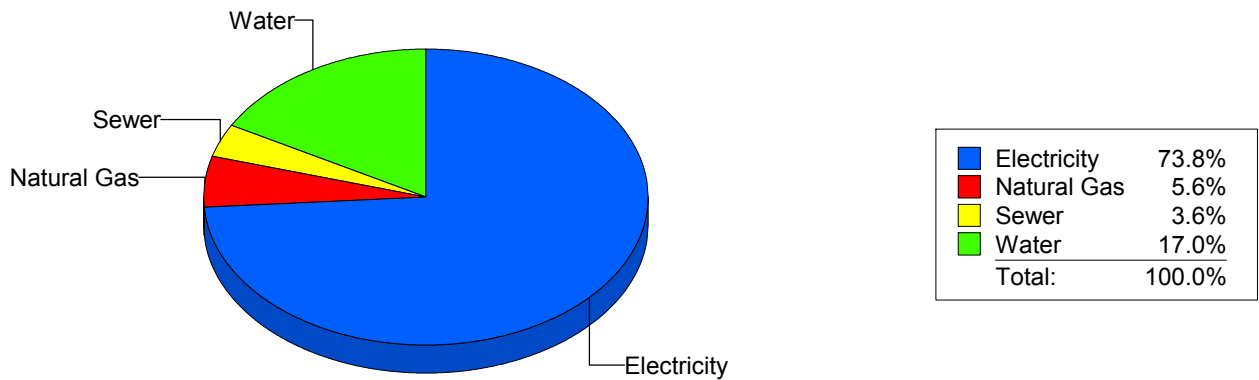
Cost Avoidance Program

Cost Summary Graph

Grouped by Energy Type

Energy Type	Use	Units	Meter Cost	Special Charges	Total Cost	Avg Unit Cost	% of Total Cost
Site: MOYE - HR MOYE							
Electricity	56,040	KWH	\$7,278.12	\$0.00	\$7,278.12	0.1299	73.76%
Natural Gas	902	CCF	\$549.34	\$0.00	\$549.34	0.6090	5.57%
Water	348	CCF	\$1,680.47	\$0.00	\$1,680.47	4.8289	17.03%
Sewer	75	CCF	\$359.32	\$0.00	\$359.32	4.7909	3.64%
Total Cost:			\$9,867.25	\$0.00	\$9,867.25		

For HR MOYE



Filters: Cost Center Name Not Equal To DoNotReport; Billing Period Equal To 201505All Meter CodesAll Group Names

elpaso

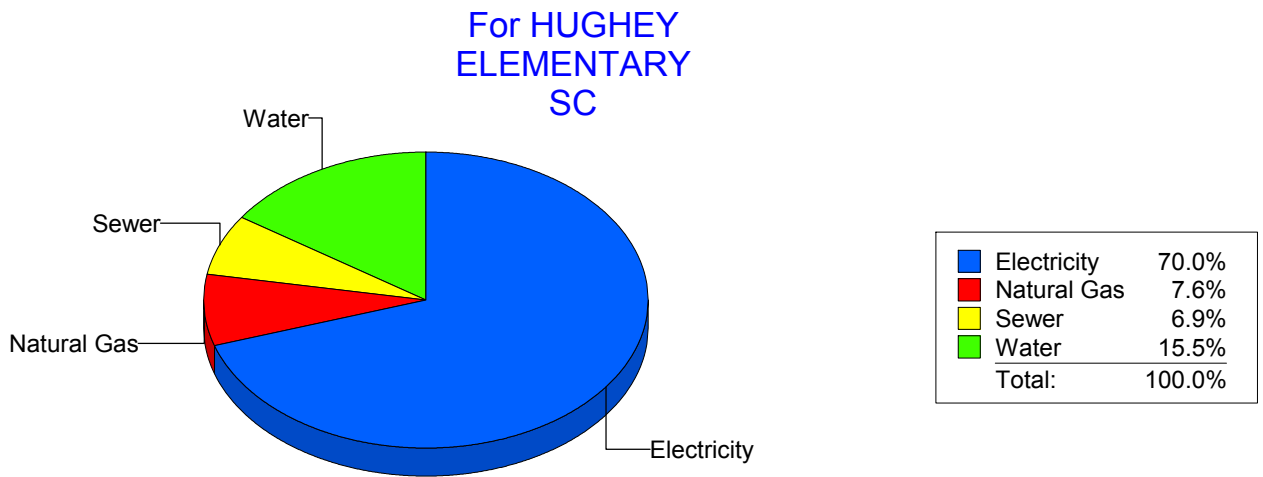
Energy CAP

Cost Avoidance Program

Cost Summary Graph

Grouped by Energy Type

Energy Type	Use	Units	Meter Cost	Special Charges	Total Cost	Avg Unit Cost	% of Total Cost
Site: HUGHEY ELEMENTARY SC - HUGHEY ELEMENTARY SC							
Electricity	37,638	KWH	\$5,280.34	\$0.00	\$5,280.34	0.1403	70.00%
Natural Gas	666	CCF	\$576.83	\$0.00	\$576.83	0.8661	7.65%
Water	380	CCF	\$1,167.07	\$0.00	\$1,167.07	3.0712	15.47%
Sewer	147	CCF	\$518.71	\$0.00	\$518.71	3.5286	6.88%
Total Cost:			\$7,542.95	\$0.00	\$7,542.95		



Filters: Cost Center Name Not Equal To DoNotReport; Billing Period Equal To 201505All Meter CodesAll Group Names

elpaso

Energy CAP

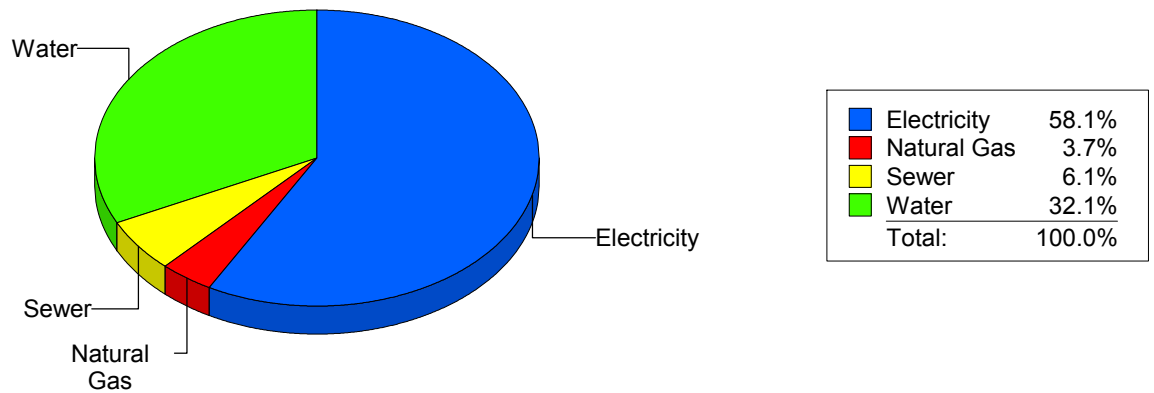
Cost Avoidance Program

Cost Summary Graph

Grouped by Energy Type

Energy Type	Use	Units	Meter Cost	Special Charges	Total Cost	Avg Unit Cost	% of Total Cost
Site: IRVIN HIGH SCHOOL - IRVIN HIGH SCHOOL							
Electricity	101,377	KWH	\$11,744.82	\$0.00	\$11,744.82	0.1159	58.09%
Natural Gas	1,141	CCF	\$754.15	\$0.00	\$754.15	0.6610	3.73%
Water	2,318	CCF	\$6,494.54	\$0.00	\$6,494.54	2.8018	32.12%
Sewer	714	CCF	\$1,224.60	\$0.00	\$1,224.60	1.7151	6.06%
Total Cost:			\$20,218.11	\$0.00	\$20,218.11		

For IRVIN HIGH SCHOOL



Filters: Cost Center Name Not Equal To DoNotReport; Billing Period Equal To 201505All Meter CodesAll Group Names

el Paso

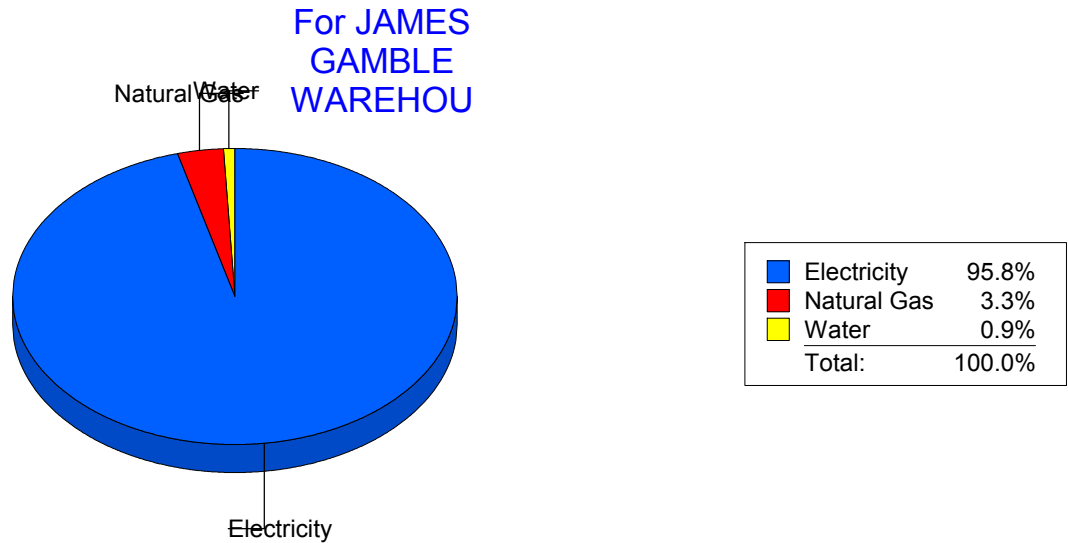
Energy CAP

Cost Avoidance Program

Cost Summary Graph

Grouped by Energy Type

Energy Type	Use	Units	Meter Cost	Special Charges	Total Cost	Avg Unit Cost	% of Total Cost
Site: JAMES GAMBLE WAREHOU - JAMES GAMBLE WAREHOU							
Electricity	31,400	KWH	\$4,425.17	\$0.00	\$4,425.17	0.1409	95.81%
Natural Gas	153	CCF	\$150.88	\$0.00	\$150.88	0.9861	3.27%
Water	0	CCF	\$42.47	\$0.00	\$42.47	0.0000	0.92%
Total Cost:			\$4,618.52	\$0.00	\$4,618.52		



Filters: Cost Center Name Not Equal To DoNotReport; Billing Period Equal To 201505All Meter CodesAll Group Names

elpaso

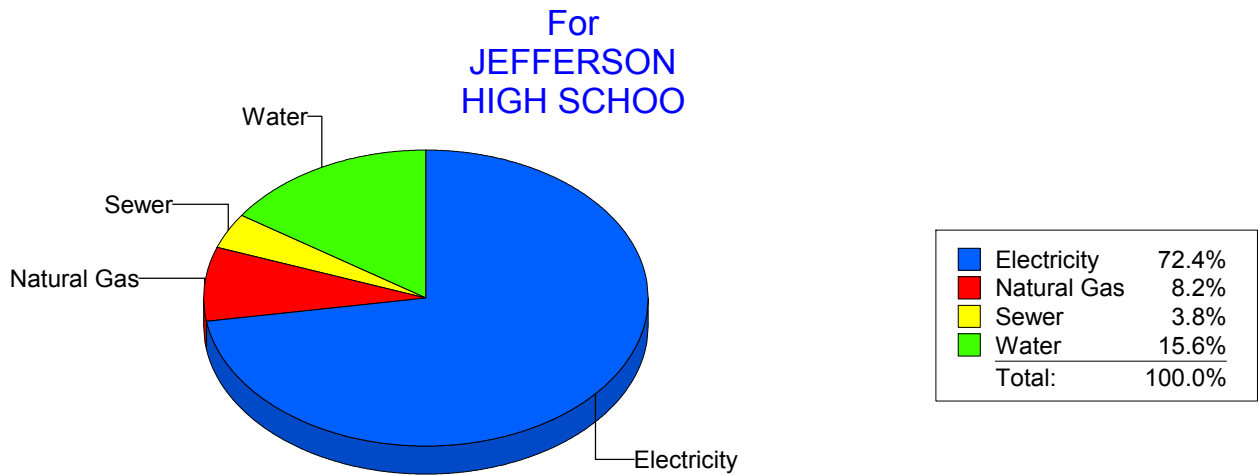
Energy CAP

Cost Avoidance Program

Cost Summary Graph

Grouped by Energy Type

Energy Type	Use	Units	Meter Cost	Special Charges	Total Cost	Avg Unit Cost	% of Total Cost
Site: JEFFERSON HIGH SCHOO - JEFFERSON HIGH SCHOO							
Electricity	106,961	KWH	\$12,906.32	\$0.00	\$12,906.32	0.1207	72.42%
Natural Gas	1,630	CCF	\$1,463.59	\$0.00	\$1,463.59	0.8979	8.21%
Water	972	CCF	\$2,772.24	\$0.00	\$2,772.24	2.8521	15.56%
Sewer	197	CCF	\$679.83	\$0.00	\$679.83	3.4509	3.81%
Total Cost:			\$17,821.98	\$0.00	\$17,821.98		



Filters: Cost Center Name Not Equal To DoNotReport; Billing Period Equal To 201505All Meter CodesAll Group Names

el Paso

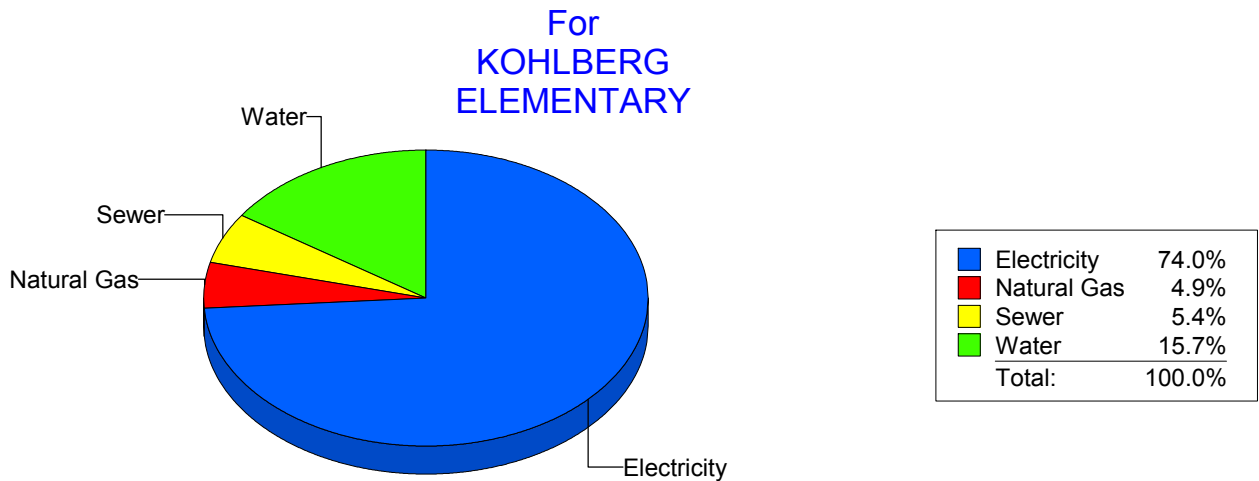
Energy CAP

Cost Avoidance Program

Cost Summary Graph

Grouped by Energy Type

Energy Type	Use	Units	Meter Cost	Special Charges	Total Cost	Avg Unit Cost	% of Total Cost
Site: KOHLBERG ELEMENTARY - KOHLBERG ELEMENTARY							
Electricity	49,260	KWH	\$6,379.02	\$0.00	\$6,379.02	0.1295	73.99%
Natural Gas	513	CCF	\$426.40	\$0.00	\$426.40	0.8312	4.95%
Water	465	CCF	\$1,350.63	\$0.00	\$1,350.63	2.9046	15.67%
Sewer	166	CCF	\$465.87	\$0.00	\$465.87	2.8064	5.40%
Total Cost:			\$8,621.92	\$0.00	\$8,621.92		



Filters: Cost Center Name Not Equal To DoNotReport; Billing Period Equal To 201505All Meter CodesAll Group Names

elpaso

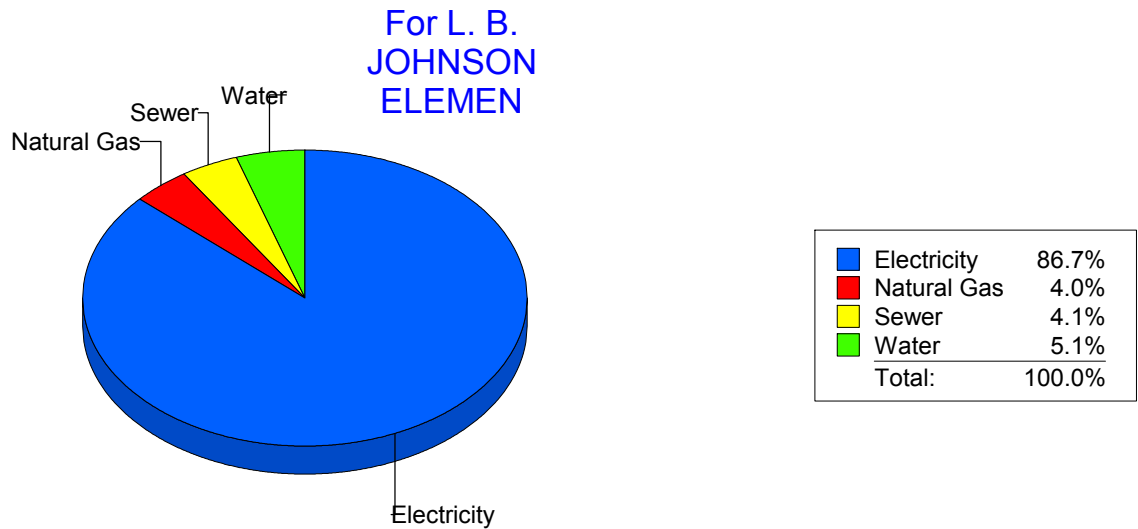
Energy CAP

Cost Avoidance Program

Cost Summary Graph

Grouped by Energy Type

Energy Type	Use	Units	Meter Cost	Special Charges	Total Cost	Avg Unit Cost	% of Total Cost
Site: L. B. JOHNSON ELEMEN - L. B. JOHNSON ELEMEN							
Electricity	66,100	KWH	\$7,551.93	\$0.00	\$7,551.93	0.1143	86.74%
Natural Gas	371	CCF	\$349.51	\$0.00	\$349.51	0.9421	4.01%
Water	234	CCF	\$445.80	\$0.00	\$445.80	1.9051	5.12%
Sewer	133	CCF	\$358.91	\$0.00	\$358.91	2.6986	4.12%
Total Cost:			\$8,706.15	\$0.00	\$8,706.15		



Filters: Cost Center Name Not Equal To DoNotReport; Billing Period Equal To 201505All Meter CodesAll Group Names

elpaso

Energy CAP

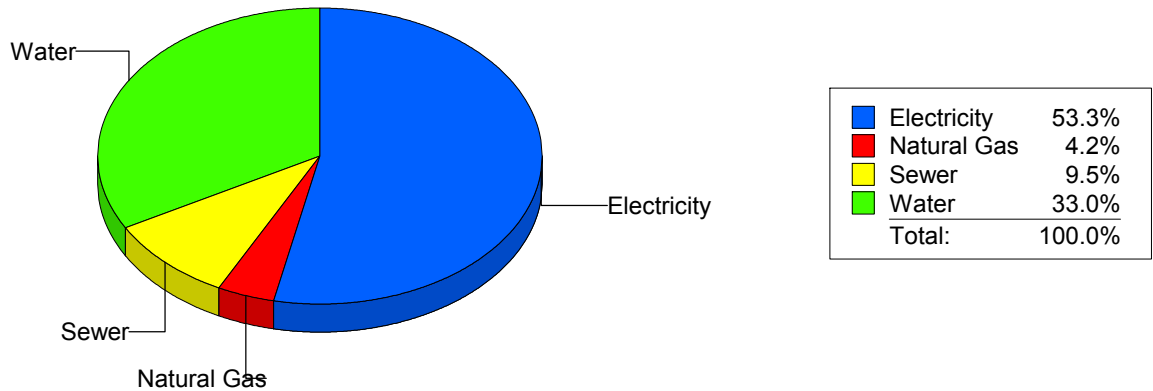
Cost Avoidance Program

Cost Summary Graph

Grouped by Energy Type

Energy Type	Use	Units	Meter Cost	Special Charges	Total Cost	Avg Unit Cost	% of Total Cost
Site: LAMAR ELEMENTARY SCH - LAMAR ELEMENTARY SCH							
Electricity	30,900	KWH	\$3,896.26	\$0.00	\$3,896.26	0.1261	53.32%
Natural Gas	148	CCF	\$308.43	\$0.00	\$308.43	2.0840	4.22%
Water	716	CCF	\$2,409.03	\$0.00	\$2,409.03	3.3646	32.97%
Sewer	203	CCF	\$693.42	\$0.00	\$693.42	3.4159	9.49%
Total Cost:			\$7,307.14	\$0.00	\$7,307.14		

For LAMAR
ELEMENTARY
SCH



Filters: Cost Center Name Not Equal To DoNotReport; Billing Period Equal To 201505All Meter CodesAll Group Names

elpaso

Energy CAP

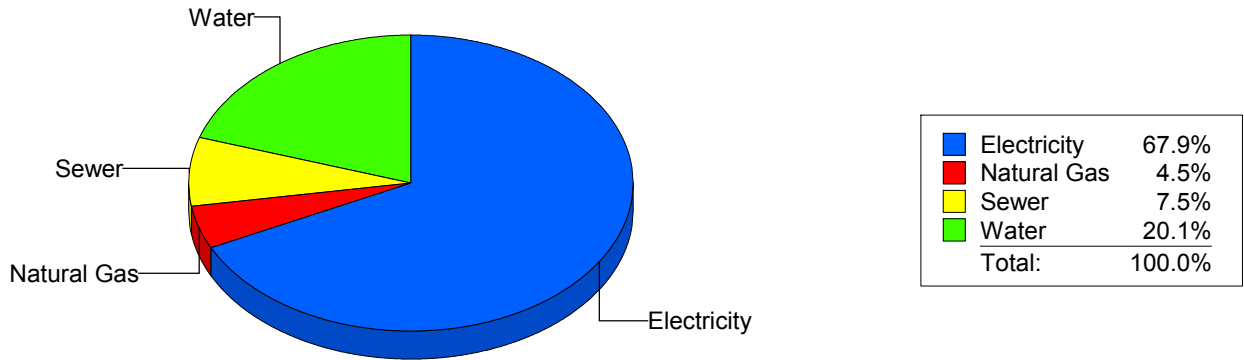
Cost Avoidance Program

Cost Summary Graph

Grouped by Energy Type

Energy Type	Use	Units	Meter Cost	Special Charges	Total Cost	Avg Unit Cost	% of Total Cost
Site: LEE ELEMENTARY - LEE ELEMENTARY							
Electricity	30,620	KWH	\$4,130.28	\$0.00	\$4,130.28	0.1349	67.86%
Natural Gas	381	CCF	\$274.87	\$0.00	\$274.87	0.7214	4.52%
Water	432	CCF	\$1,222.28	\$0.00	\$1,222.28	2.8294	20.08%
Sewer	103	CCF	\$458.83	\$0.00	\$458.83	4.4547	7.54%
Total Cost:			\$6,086.26	\$0.00	\$6,086.26		

For LEE ELEMENTARY



Filters: Cost Center Name Not Equal To DoNotReport; Billing Period Equal To 201505All Meter CodesAll Group Names

elpaso

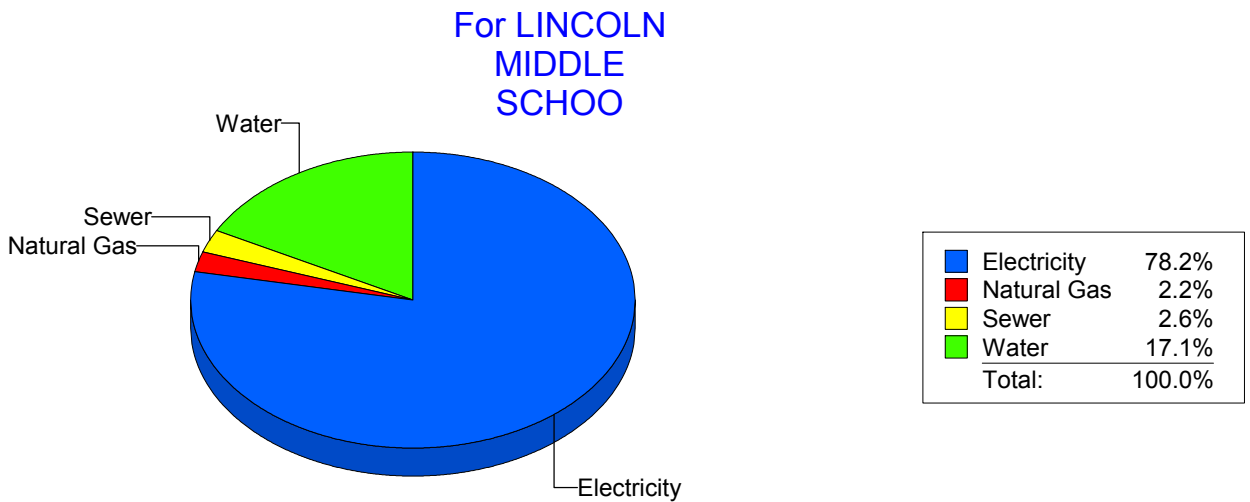
Energy CAP

Cost Avoidance Program

Cost Summary Graph

Grouped by Energy Type

Energy Type	Use	Units	Meter Cost	Special Charges	Total Cost	Avg Unit Cost	% of Total Cost
Site: LINCOLN MIDDLE SCHOO - LINCOLN MIDDLE SCHOO							
Electricity	17,100	KWH	\$14,516.65	\$0.00	\$14,516.65	0.8489	78.16%
Natural Gas	622	CCF	\$403.20	\$0.00	\$403.20	0.6482	2.17%
Water	916	CCF	\$3,174.94	\$0.00	\$3,174.94	3.4661	17.09%
Sewer	213	CCF	\$478.11	\$0.00	\$478.11	2.2446	2.57%
Total Cost:			\$18,572.90	\$0.00	\$18,572.90		



Filters: Cost Center Name Not Equal To DoNotReport; Billing Period Equal To 201505All Meter CodesAll Group Names

elpaso

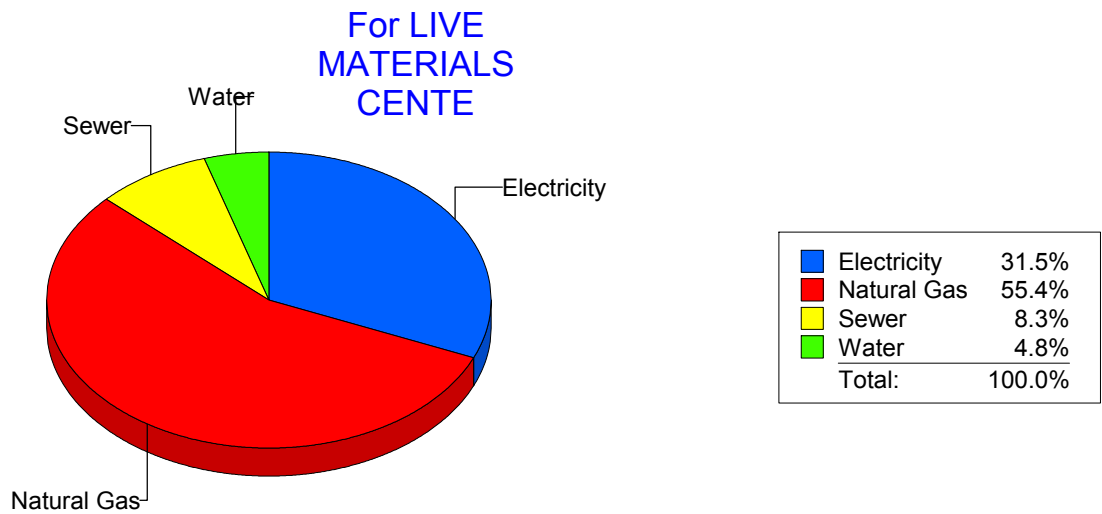
Energy CAP

Cost Avoidance Program

Cost Summary Graph

Grouped by Energy Type

Energy Type	Use	Units	Meter Cost	Special Charges	Total Cost	Avg Unit Cost	% of Total Cost
Site: LIVE MATERIALS CENTE - LIVE MATERIALS CENTE							
Electricity		523 KWH	\$95.84	\$0.00	\$95.84	0.1833	31.51%
Natural Gas		20 CCF	\$168.57	\$0.00	\$168.57	8.4285	55.43%
Water		0 CCF	\$14.62	\$0.00	\$14.62	0.0000	4.81%
Sewer		1 CCF	\$25.09	\$0.00	\$25.09	25.0900	8.25%
Total Cost:			\$304.12	\$0.00	\$304.12		



Filters: Cost Center Name Not Equal To DoNotReport; Billing Period Equal To 201505All Meter CodesAll Group Names

elpaso

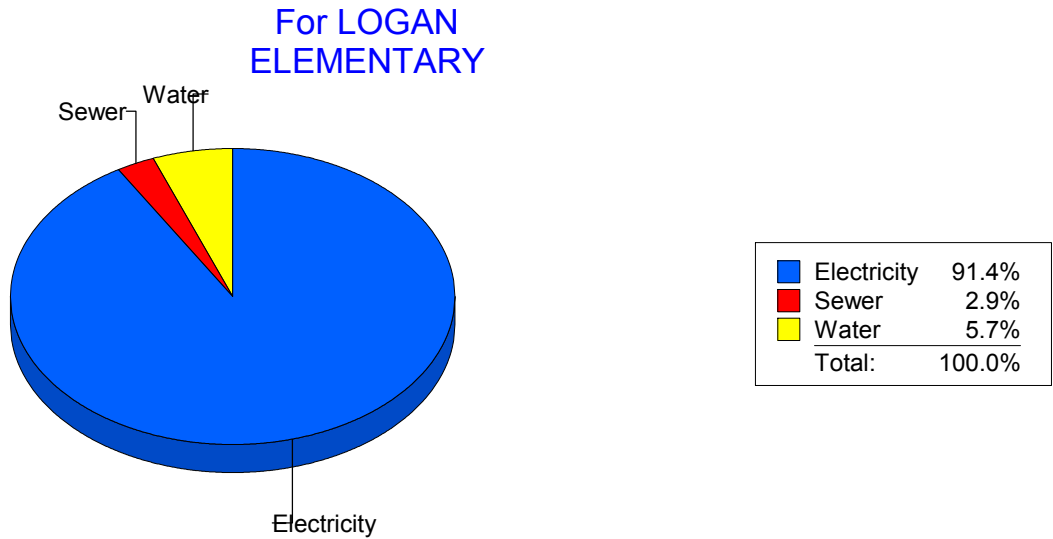
Energy CAP

Cost Avoidance Program

Cost Summary Graph

Grouped by Energy Type

Energy Type	Use	Units	Meter Cost	Special Charges	Total Cost	Avg Unit Cost	% of Total Cost
Site: LOGAN ELEMENTARY - LOGAN ELEMENTARY							
Electricity		201 KWH	\$2,429.38	\$0.00	\$2,429.38	12.0865	91.38%
Water		25 CCF	\$152.19	\$0.00	\$152.19	6.0876	5.72%
Sewer		5 CCF	\$76.92	\$0.00	\$76.92	15.3840	2.89%
Total Cost:			\$2,658.49	\$0.00	\$2,658.49		



Filters: Cost Center Name Not Equal To DoNotReport; Billing Period Equal To 201505All Meter CodesAll Group Names

elpaso

Energy CAP

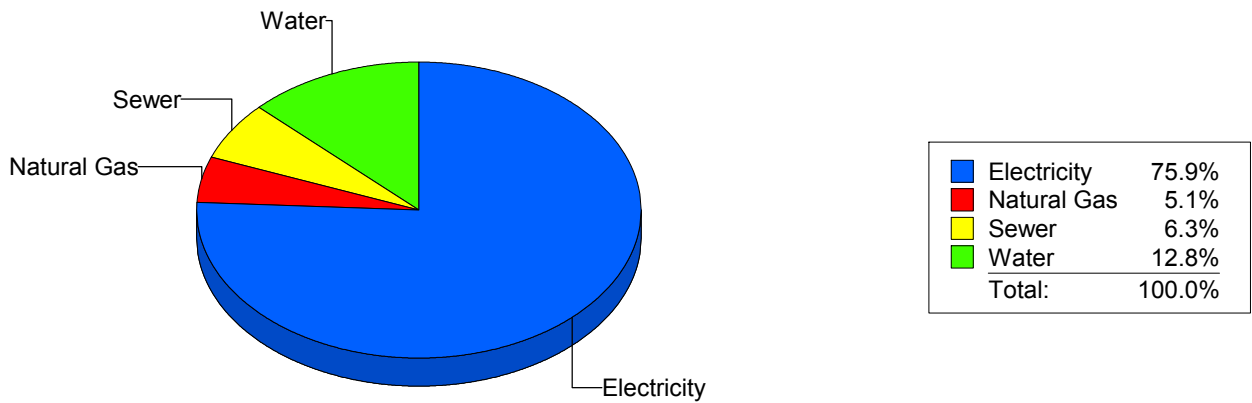
Cost Avoidance Program

Cost Summary Graph

Grouped by Energy Type

Energy Type	Use	Units	Meter Cost	Special Charges	Total Cost	Avg Unit Cost	% of Total Cost
Site: LUNDY - LUNDY							
Electricity	51,800	KWH	\$7,011.63	\$0.00	\$7,011.63	0.1354	75.85%
Natural Gas	613	CCF	\$468.79	\$0.00	\$468.79	0.7647	5.07%
Water	422	CCF	\$1,181.79	\$0.00	\$1,181.79	2.8005	12.79%
Sewer	224	CCF	\$581.33	\$0.00	\$581.33	2.5952	6.29%
Total Cost:			\$9,243.54	\$0.00	\$9,243.54		

For LUNDY



Filters: Cost Center Name Not Equal To DoNotReport; Billing Period Equal To 201505All Meter CodesAll Group Names

elpaso

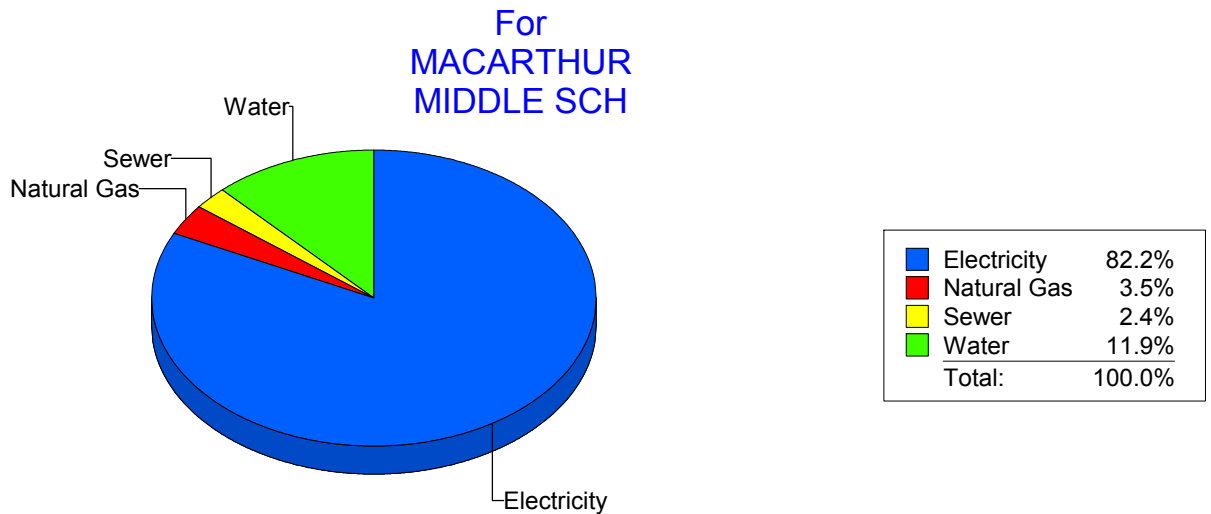
Energy CAP

Cost Avoidance Program

Cost Summary Graph

Grouped by Energy Type

Energy Type	Use	Units	Meter Cost	Special Charges	Total Cost	Avg Unit Cost	% of Total Cost
Site: MACARTHUR MIDDLE SCH - MACARTHUR MIDDLE SCH							
Electricity	80,880	KWH	\$10,287.56	\$0.00	\$10,287.56	0.1272	82.17%
Natural Gas	693	CCF	\$440.26	\$0.00	\$440.26	0.6353	3.52%
Water	451	CCF	\$1,492.71	\$0.00	\$1,492.71	3.3098	11.92%
Sewer	93	CCF	\$299.31	\$0.00	\$299.31	3.2184	2.39%
Total Cost:			\$12,519.84	\$0.00	\$12,519.84		



Filters: Cost Center Name Not Equal To DoNotReport; Billing Period Equal To 201505All Meter CodesAll Group Names

elpaso

Energy CAP

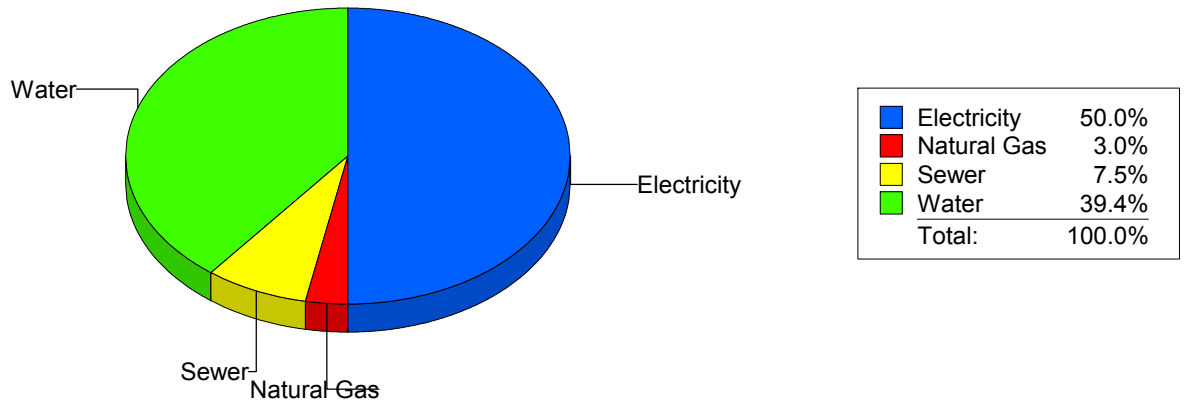
Cost Avoidance Program

Cost Summary Graph

Grouped by Energy Type

Energy Type	Use	Units	Meter Cost	Special Charges	Total Cost	Avg Unit Cost	% of Total Cost
Site: MAGOFFIN MIDDLE SCHO - MAGOFFIN MIDDLE SCHO							
Electricity	15,425	KWH	\$2,039.03	\$0.00	\$2,039.03	0.1322	50.04%
Natural Gas	97	CCF	\$120.98	\$0.00	\$120.98	1.2472	2.97%
Water	616	CCF	\$1,607.31	\$0.00	\$1,607.31	2.6093	39.45%
Sewer	40	CCF	\$307.17	\$0.00	\$307.17	7.6793	7.54%
Total Cost:			\$4,074.49	\$0.00	\$4,074.49		

For MAGOFFIN MIDDLE SCHO



Filters: Cost Center Name Not Equal To DoNotReport; Billing Period Equal To 201505All Meter CodesAll Group Names

el Paso

Energy CAP

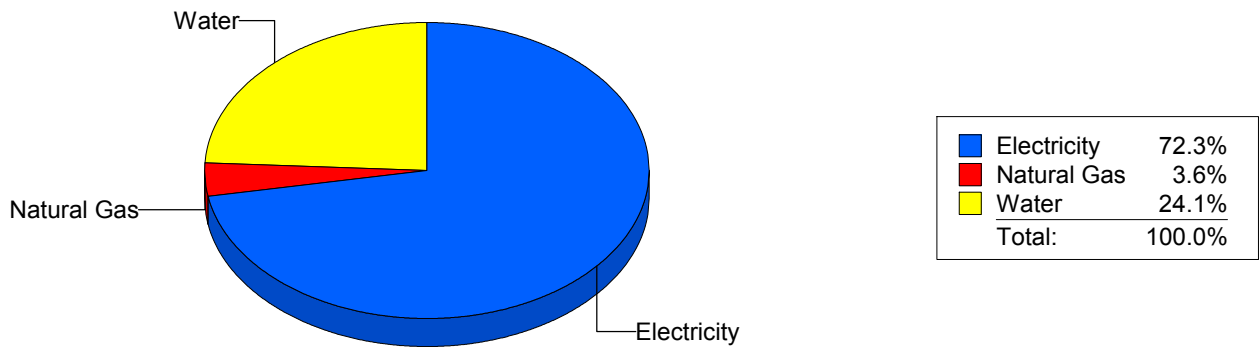
Cost Avoidance Program

Cost Summary Graph

Grouped by Energy Type

Energy Type	Use	Units	Meter Cost	Special Charges	Total Cost	Avg Unit Cost	% of Total Cost
Site: MAGOFFINMIDDLESCHOOLN047 - MAGOFFIN NEW MIDDLE SCHOOL							
Electricity	103,400	KWH	\$12,150.55	\$0.00	\$12,150.55	0.1175	72.34%
Natural Gas	1,008	CCF	\$604.68	\$0.00	\$604.68	0.5999	3.60%
Water	1,065	CCF	\$4,041.58	\$0.00	\$4,041.58	3.7949	24.06%
Total Cost:			\$16,796.81	\$0.00	\$16,796.81		

For MAGOFFIN
NEW MIDDLE
SCHOOL



Filters: Cost Center Name Not Equal To DoNotReport; Billing Period Equal To 201505All Meter CodesAll Group Names

elpaso

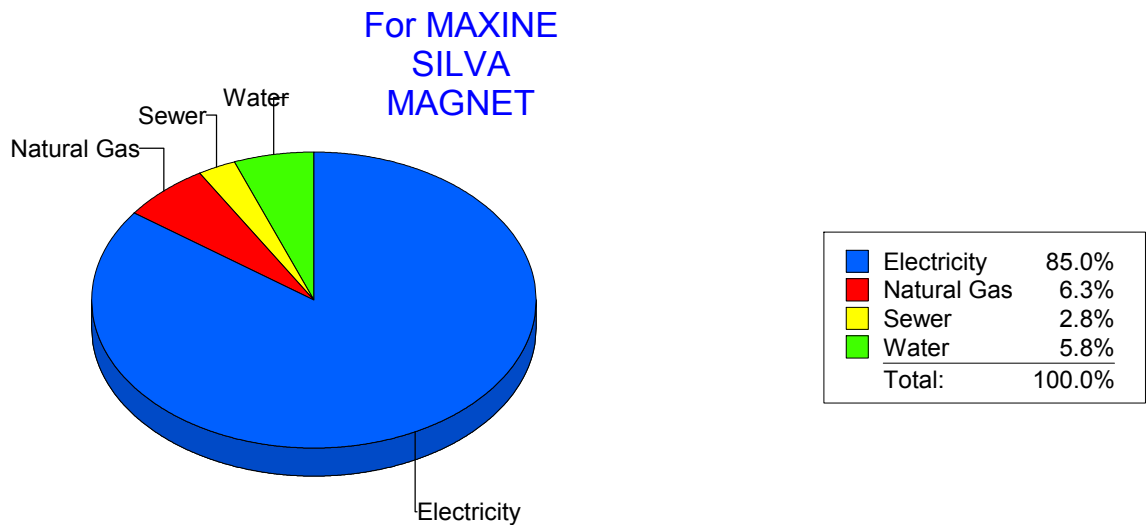
Energy CAP

Cost Avoidance Program

Cost Summary Graph

Grouped by Energy Type

Energy Type	Use	Units	Meter Cost	Special Charges	Total Cost	Avg Unit Cost	% of Total Cost
Site: MAXINE SILVA MAGNET - MAXINE SILVA MAGNET							
Electricity	67,800	KWH	\$8,314.19	\$0.00	\$8,314.19	0.1226	85.01%
Natural Gas	1,038	CCF	\$620.33	\$0.00	\$620.33	0.5976	6.34%
Water	189	CCF	\$570.03	\$0.00	\$570.03	3.0160	5.83%
Sewer	77	CCF	\$275.47	\$0.00	\$275.47	3.5775	2.82%
Total Cost:			\$9,780.02	\$0.00	\$9,780.02		



Filters: Cost Center Name Not Equal To DoNotReport; Billing Period Equal To 201505All Meter CodesAll Group Names

elpaso

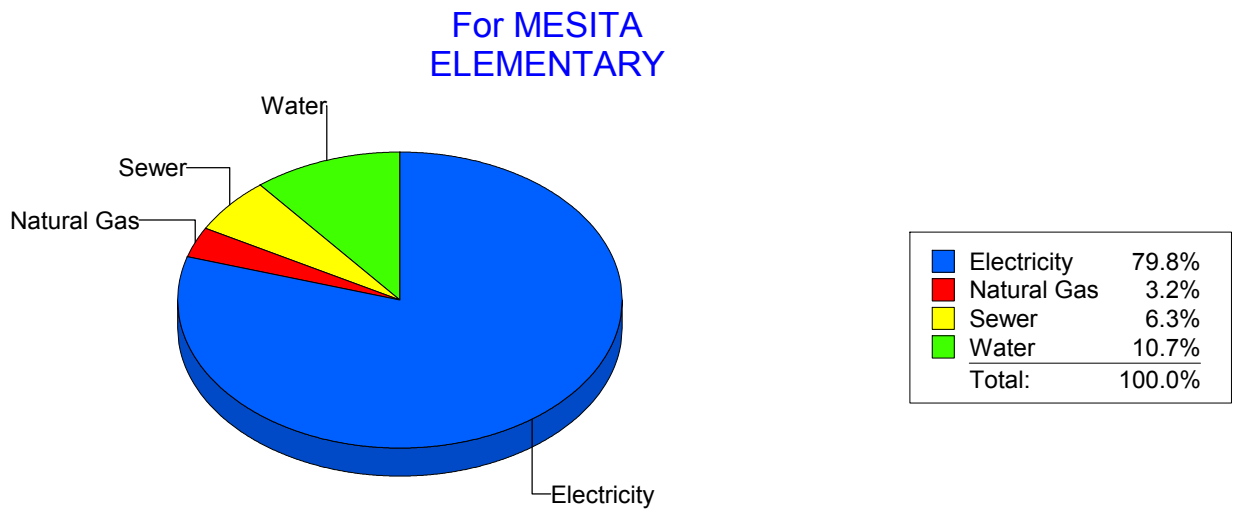
Energy CAP

Cost Avoidance Program

Cost Summary Graph

Grouped by Energy Type

Energy Type	Use	Units	Meter Cost	Special Charges	Total Cost	Avg Unit Cost	% of Total Cost
Site: MESITA ELEMENTARY - MESITA ELEMENTARY							
Electricity	90,360	KWH	\$10,017.67	\$0.00	\$10,017.67	0.1109	79.78%
Natural Gas	466	CCF	\$396.62	\$0.00	\$396.62	0.8511	3.16%
Water	396	CCF	\$1,346.06	\$0.00	\$1,346.06	3.3991	10.72%
Sewer	368	CCF	\$795.89	\$0.00	\$795.89	2.1627	6.34%
Total Cost:			\$12,556.24	\$0.00	\$12,556.24		



Filters: Cost Center Name Not Equal To DoNotReport; Billing Period Equal To 201505All Meter CodesAll Group Names

elpaso

Energy CAP

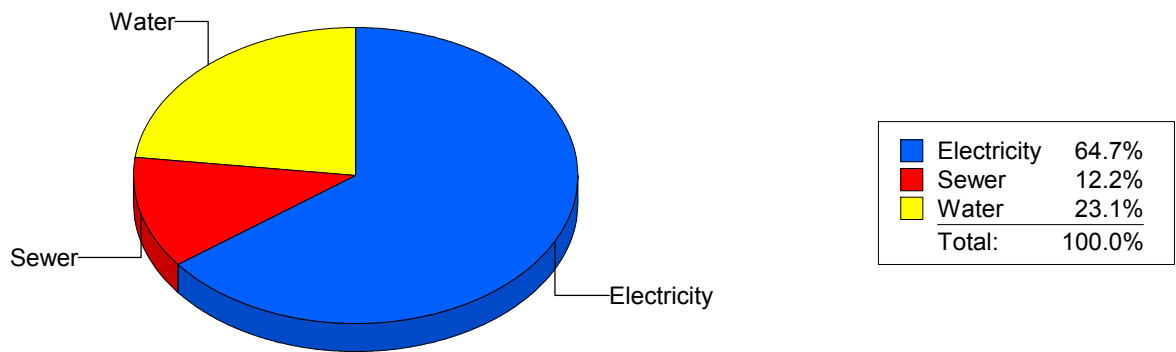
Cost Avoidance Program

Cost Summary Graph

Grouped by Energy Type

Energy Type	Use	Units	Meter Cost	Special Charges	Total Cost	Avg Unit Cost	% of Total Cost
Site: MILAM ELEMENTARY - MILAM ELEMENTARY							
Electricity	12,000	KWH	\$1,593.48	\$0.00	\$1,593.48	0.1328	64.68%
Water	212	CCF	\$569.20	\$0.00	\$569.20	2.6849	23.11%
Sewer	94	CCF	\$300.80	\$0.00	\$300.80	3.2000	12.21%
Total Cost:			\$2,463.48	\$0.00	\$2,463.48		

For MILAM ELEMENTARY



Filters: Cost Center Name Not Equal To DoNotReport; Billing Period Equal To 201505All Meter CodesAll Group Names

elpaso

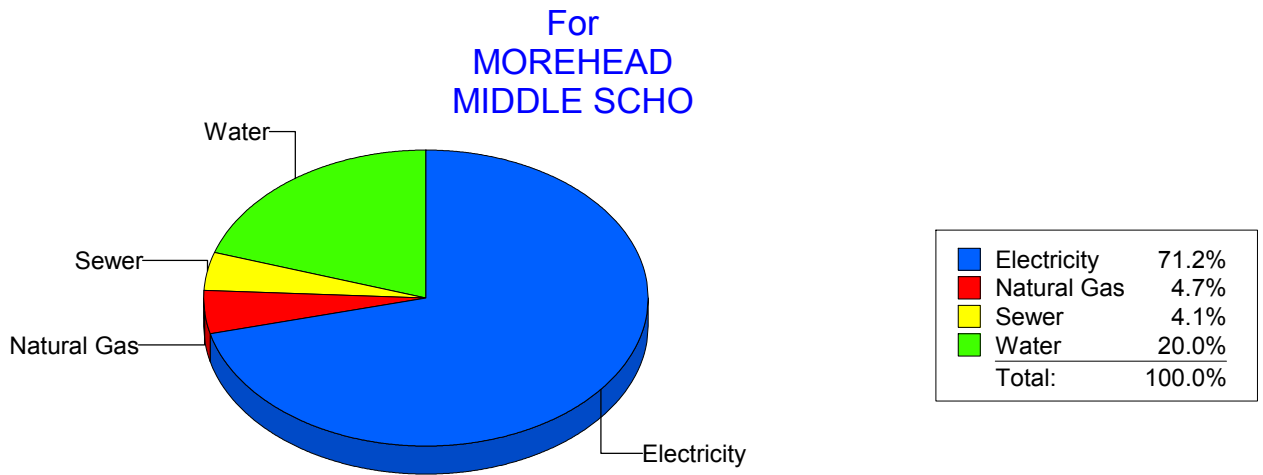
Energy CAP

Cost Avoidance Program

Cost Summary Graph

Grouped by Energy Type

Energy Type	Use	Units	Meter Cost	Special Charges	Total Cost	Avg Unit Cost	% of Total Cost
Site: MOREHEAD MIDDLE SCHO - MOREHEAD MIDDLE SCHO							
Electricity	82,594	KWH	\$10,442.48	\$0.00	\$10,442.48	0.1264	71.20%
Natural Gas	1,167	CCF	\$687.67	\$0.00	\$687.67	0.5893	4.69%
Water	1,292	CCF	\$2,938.64	\$0.00	\$2,938.64	2.2745	20.04%
Sewer	235	CCF	\$597.72	\$0.00	\$597.72	2.5435	4.08%
Total Cost:			\$14,666.51	\$0.00	\$14,666.51		



Filters: Cost Center Name Not Equal To DoNotReport; Billing Period Equal To 201505All Meter CodesAll Group Names

el Paso

Energy CAP

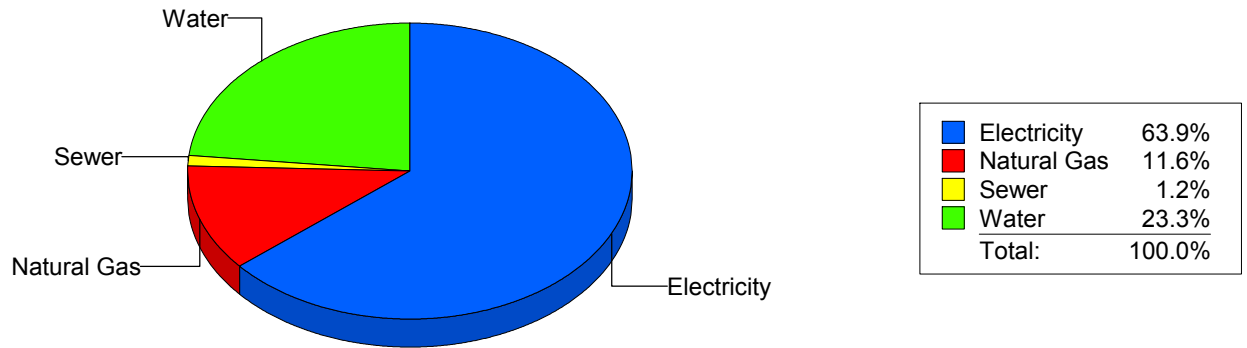
Cost Avoidance Program

Cost Summary Graph

Grouped by Energy Type

Energy Type	Use	Units	Meter Cost	Special Charges	Total Cost	Avg Unit Cost	% of Total Cost
Site: NEWMAN ELEMENTARY - NEWMAN ELEMENTARY							
Electricity	26,521	KWH	\$3,370.61	\$0.00	\$3,370.61	0.1271	63.90%
Natural Gas	724	CCF	\$613.87	\$0.00	\$613.87	0.8479	11.64%
Water	595	CCF	\$1,228.43	\$0.00	\$1,228.43	2.0646	23.29%
Sewer	3	CCF	\$62.26	\$0.00	\$62.26	20.7533	1.18%
Total Cost:			\$5,275.17	\$0.00	\$5,275.17		

For NEWMAN ELEMENTARY



Filters: Cost Center Name Not Equal To DoNotReport; Billing Period Equal To 201505All Meter CodesAll Group Names

el Paso

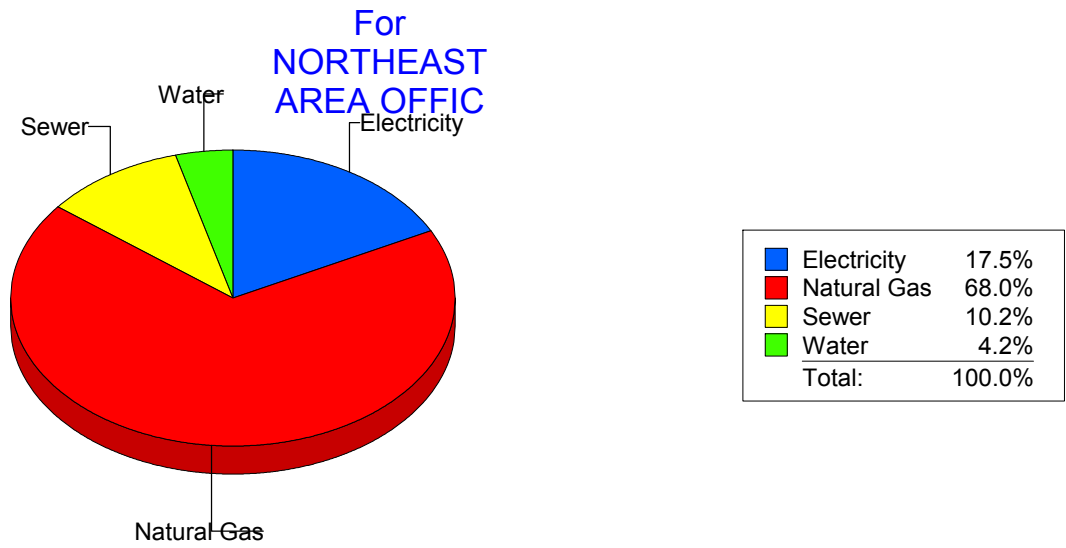
Energy CAP

Cost Avoidance Program

Cost Summary Graph

Grouped by Energy Type

Energy Type	Use	Units	Meter Cost	Special Charges	Total Cost	Avg Unit Cost	% of Total Cost
Site: NORTHEAST AREA OFFIC - NORTHEAST AREA OFFIC							
Electricity		560 KWH	\$83.65	\$0.00	\$83.65	0.1494	17.54%
Natural Gas		10 CCF	\$324.49	\$0.00	\$324.49	32.4490	68.03%
Water		0 CCF	\$20.12	\$0.00	\$20.12	0.0000	4.22%
Sewer		1 CCF	\$48.69	\$0.00	\$48.69	48.6900	10.21%
Total Cost:			\$476.95	\$0.00	\$476.95		



Filters: Cost Center Name Not Equal To DoNotReport; Billing Period Equal To 201505All Meter CodesAll Group Names

elpaso

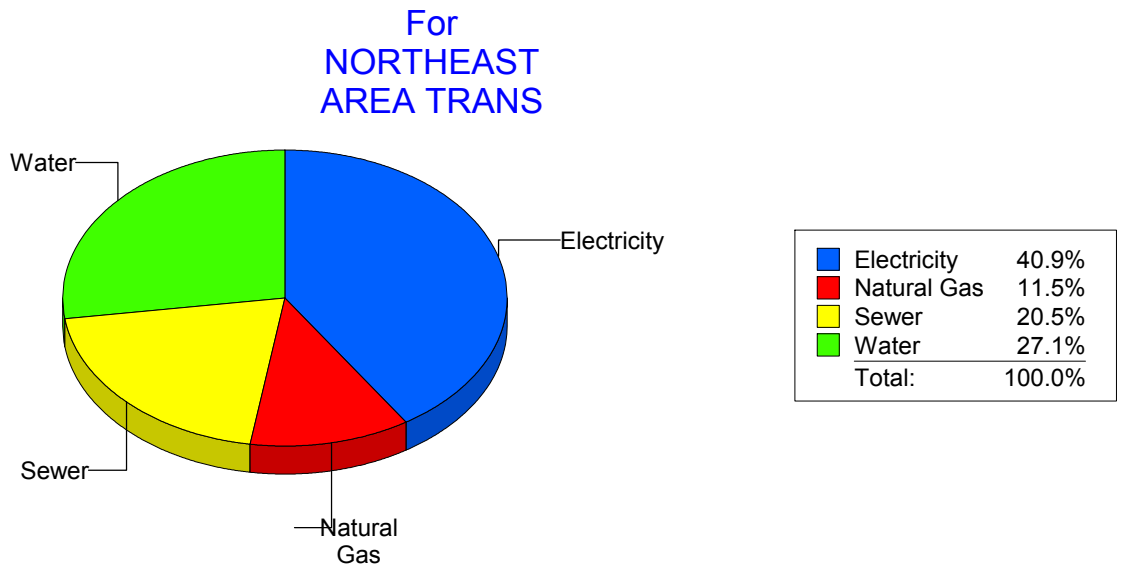
Energy CAP

Cost Avoidance Program

Cost Summary Graph

Grouped by Energy Type

Energy Type	Use	Units	Meter Cost	Special Charges	Total Cost	Avg Unit Cost	% of Total Cost
Site: NORTHEAST AREA TRANS - NORTHEAST AREA TRANS							
Electricity	6,353	KWH	\$616.36	\$0.00	\$616.36	0.0970	40.90%
Natural Gas	32	CCF	\$173.63	\$0.00	\$173.63	5.4259	11.52%
Water	97	CCF	\$408.51	\$0.00	\$408.51	4.2114	27.10%
Sewer	41	CCF	\$308.66	\$0.00	\$308.66	7.5283	20.48%
Total Cost:			\$1,507.16	\$0.00	\$1,507.16		



Filters: Cost Center Name Not Equal To DoNotReport; Billing Period Equal To 201505All Meter CodesAll Group Names

el paso

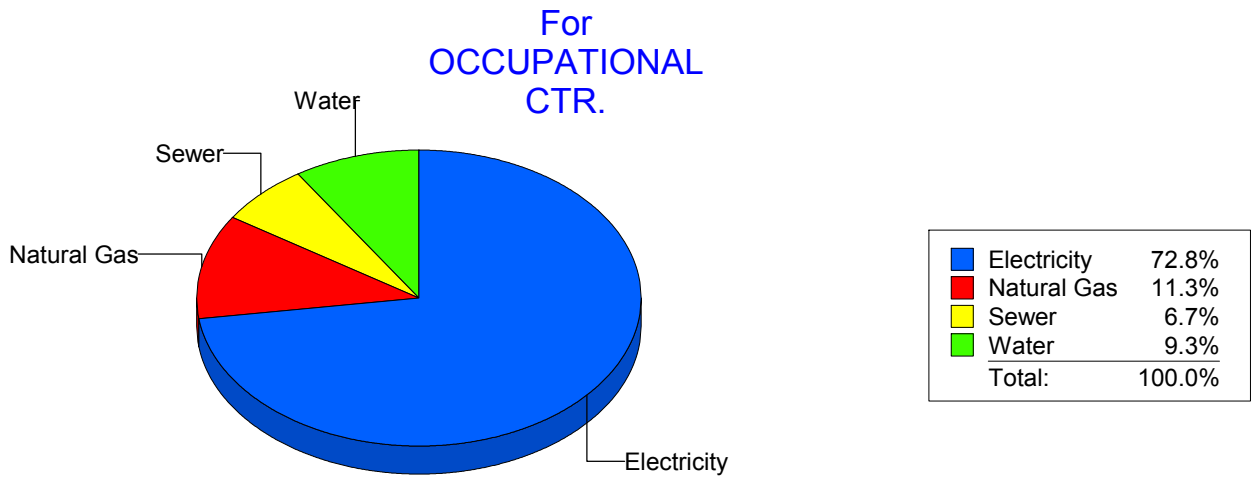
Energy CAP

Cost Avoidance Program

Cost Summary Graph

Grouped by Energy Type

Energy Type	Use	Units	Meter Cost	Special Charges	Total Cost	Avg Unit Cost	% of Total Cost
Site: OCCUPATIONAL CTR. - OCCUPATIONAL CTR.							
Electricity	5,400	KWH	\$709.93	\$0.00	\$709.93	0.1315	72.78%
Natural Gas	71	CCF	\$109.99	\$0.00	\$109.99	1.5492	11.28%
Water	10	CCF	\$90.23	\$0.00	\$90.23	9.0230	9.25%
Sewer	5	CCF	\$65.24	\$0.00	\$65.24	13.0480	6.69%
Total Cost:			\$975.39	\$0.00	\$975.39		



Filters: Cost Center Name Not Equal To DoNotReport; Billing Period Equal To 201505All Meter CodesAll Group Names

el Paso

Energy CAP

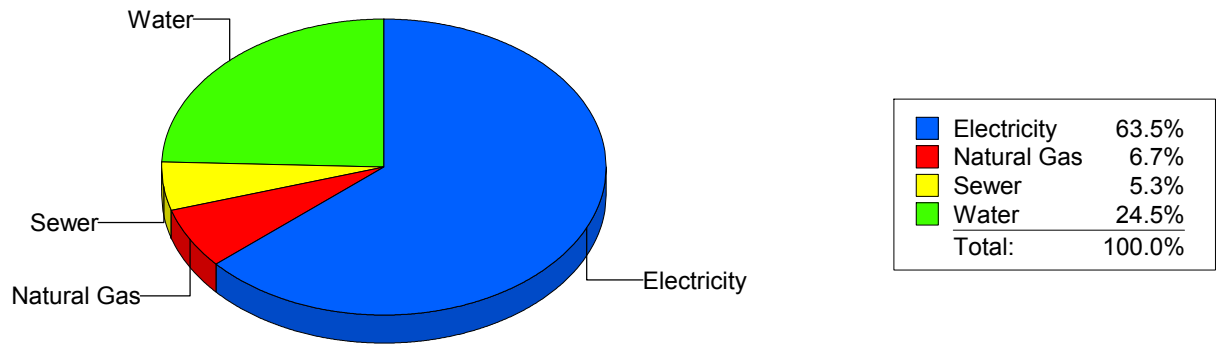
Cost Avoidance Program

Cost Summary Graph

Grouped by Energy Type

Energy Type	Use	Units	Meter Cost	Special Charges	Total Cost	Avg Unit Cost	% of Total Cost
Site: PARK ELEMENTARY - PARK ELEMENTARY							
Electricity	28,298	KWH	\$3,937.79	\$0.00	\$3,937.79	0.1392	63.51%
Natural Gas	508	CCF	\$415.25	\$0.00	\$415.25	0.8174	6.70%
Water	388	CCF	\$1,515.92	\$0.00	\$1,515.92	3.9070	24.45%
Sewer	90	CCF	\$330.83	\$0.00	\$330.83	3.6759	5.34%
Total Cost:			\$6,199.79	\$0.00	\$6,199.79		

For PARK ELEMENTARY



Filters: Cost Center Name Not Equal To DoNotReport; Billing Period Equal To 201505All Meter CodesAll Group Names

elpaso

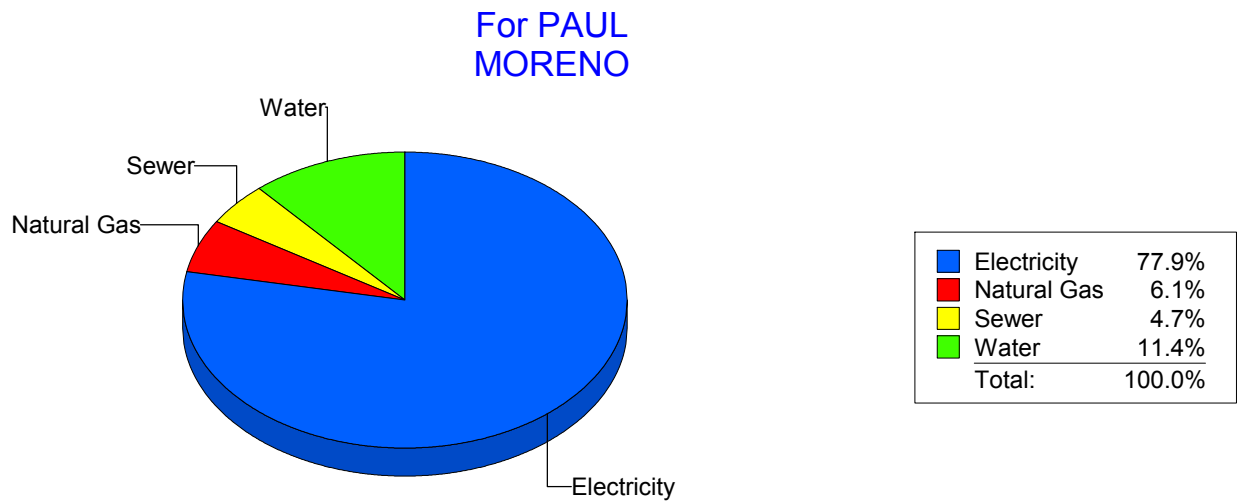
Energy CAP

Cost Avoidance Program

Cost Summary Graph

Grouped by Energy Type

Energy Type	Use	Units	Meter Cost	Special Charges	Total Cost	Avg Unit Cost	% of Total Cost
Site: PAUL MORENO - PAUL MORENO							
Electricity	49,200	KWH	\$6,382.50	\$0.00	\$6,382.50	0.1297	77.93%
Natural Gas	647	CCF	\$496.32	\$0.00	\$496.32	0.7671	6.06%
Water	259	CCF	\$930.47	\$0.00	\$930.47	3.5925	11.36%
Sewer	103	CCF	\$380.94	\$0.00	\$380.94	3.6984	4.65%
Total Cost:			\$8,190.23	\$0.00	\$8,190.23		



Filters: Cost Center Name Not Equal To DoNotReport; Billing Period Equal To 201505All Meter CodesAll Group Names

elpaso

Energy CAP

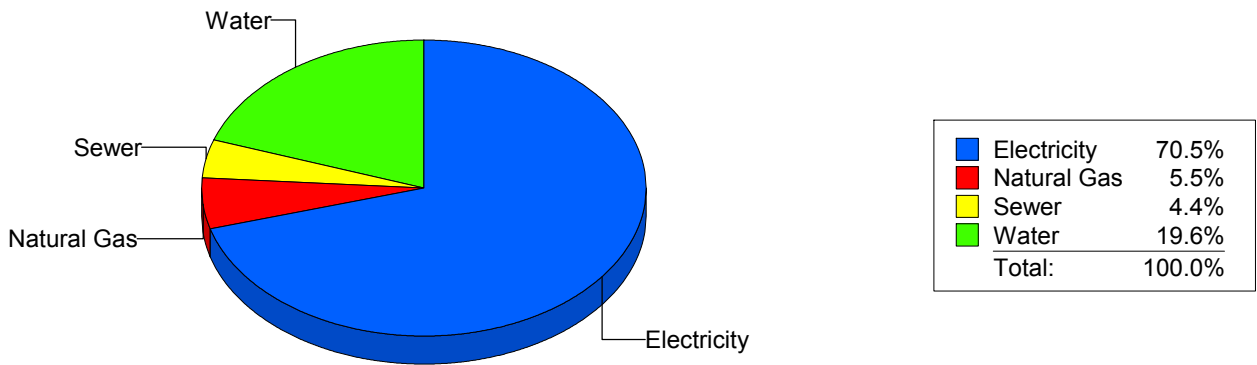
Cost Avoidance Program

Cost Summary Graph

Grouped by Energy Type

Energy Type	Use	Units	Meter Cost	Special Charges	Total Cost	Avg Unit Cost	% of Total Cost
Site: POLK ELEMENTARY - POLK ELEMENTARY							
Electricity	30,800	KWH	\$4,079.37	\$0.00	\$4,079.37	0.1324	70.48%
Natural Gas	317	CCF	\$319.81	\$0.00	\$319.81	1.0089	5.53%
Water	290	CCF	\$1,135.74	\$0.00	\$1,135.74	3.9163	19.62%
Sewer	62	CCF	\$253.12	\$0.00	\$253.12	4.0826	4.37%
Total Cost:			\$5,788.04	\$0.00	\$5,788.04		

For POLK ELEMENTARY



Filters: Cost Center Name Not Equal To DoNotReport; Billing Period Equal To 201505All Meter CodesAll Group Names

elpaso

Energy CAP

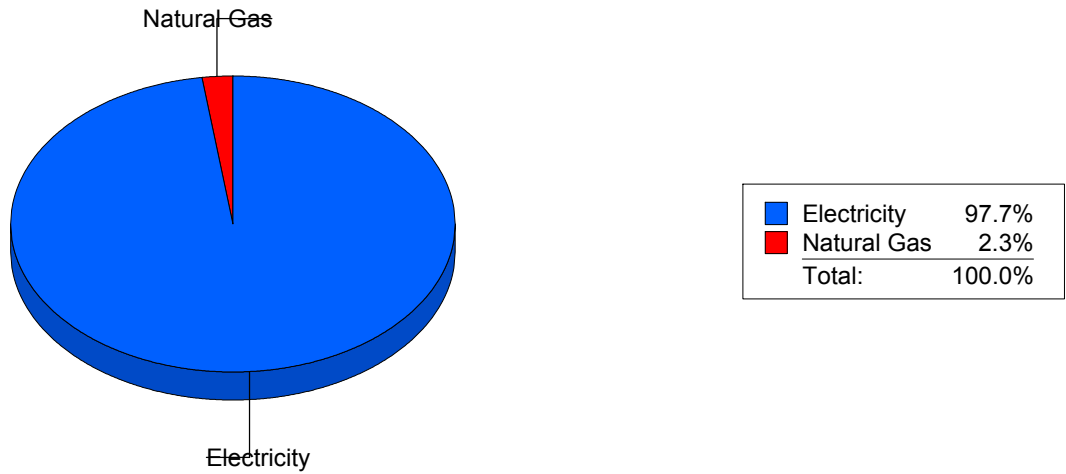
Cost Avoidance Program

Cost Summary Graph

Grouped by Energy Type

Energy Type	Use	Units	Meter Cost	Special Charges	Total Cost	Avg Unit Cost	% of Total Cost
Site: POWELL - POWELL							
Electricity	57,480	KWH	\$7,906.02	\$0.00	\$7,906.02	0.1375	97.66%
Natural Gas	223	CCF	\$189.04	\$0.00	\$189.04	0.8477	2.34%
Total Cost:			\$8,095.06	\$0.00	\$8,095.06		

For POWELL



Filters: Cost Center Name Not Equal To DoNotReport; Billing Period Equal To 201505All Meter CodesAll Group Names

el paso

Energy CAP

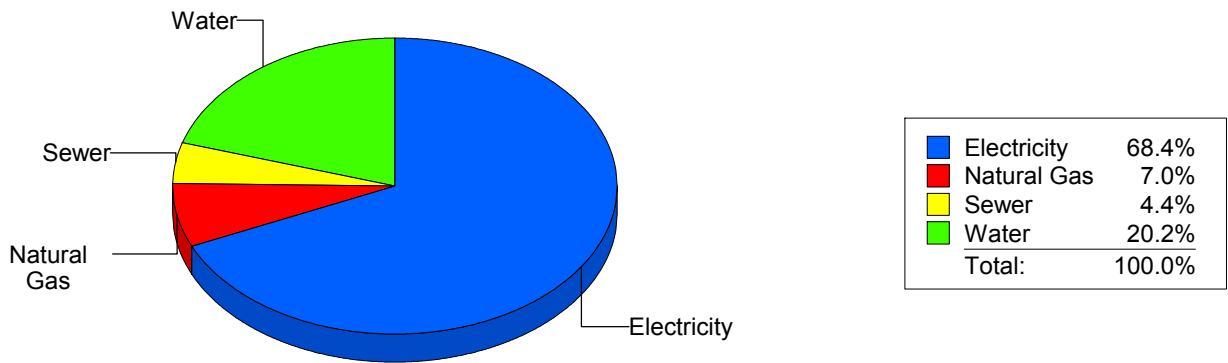
Cost Avoidance Program

Cost Summary Graph

Grouped by Energy Type

Energy Type	Use	Units	Meter Cost	Special Charges	Total Cost	Avg Unit Cost	% of Total Cost
Site: PUTNAM ELEMENTARY - PUTNAM ELEMENTARY							
Electricity	31,596	KWH	\$4,187.10	\$0.00	\$4,187.10	0.1325	68.38%
Natural Gas	521	CCF	\$430.57	\$0.00	\$430.57	0.8264	7.03%
Water	412	CCF	\$1,238.57	\$0.00	\$1,238.57	3.0062	20.23%
Sewer	122	CCF	\$266.72	\$0.00	\$266.72	2.1862	4.36%
Total Cost:			\$6,122.96	\$0.00	\$6,122.96		

For PUTNAM ELEMENTARY



Filters: Cost Center Name Not Equal To DoNotReport; Billing Period Equal To 201505All Meter CodesAll Group Names

elpaso

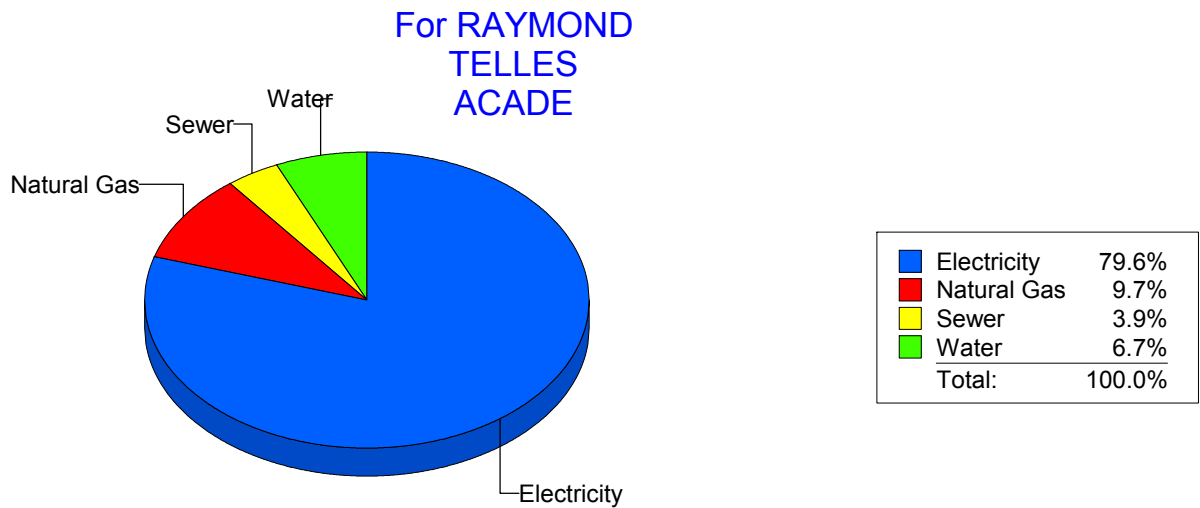
Energy CAP

Cost Avoidance Program

Cost Summary Graph

Grouped by Energy Type

Energy Type	Use	Units	Meter Cost	Special Charges	Total Cost	Avg Unit Cost	% of Total Cost
Site: RAYMOND TELLES ACADE - RAYMOND TELLES ACADE							
Electricity	38,200	KWH	\$4,619.16	\$0.00	\$4,619.16	0.1209	79.62%
Natural Gas	933	CCF	\$565.53	\$0.00	\$565.53	0.6061	9.75%
Water	108	CCF	\$389.23	\$0.00	\$389.23	3.6040	6.71%
Sewer	45	CCF	\$227.79	\$0.00	\$227.79	5.0620	3.93%
Total Cost:			\$5,801.71	\$0.00	\$5,801.71		



Filters: Cost Center Name Not Equal To DoNotReport; Billing Period Equal To 201505All Meter CodesAll Group Names

elpaso

Energy CAP

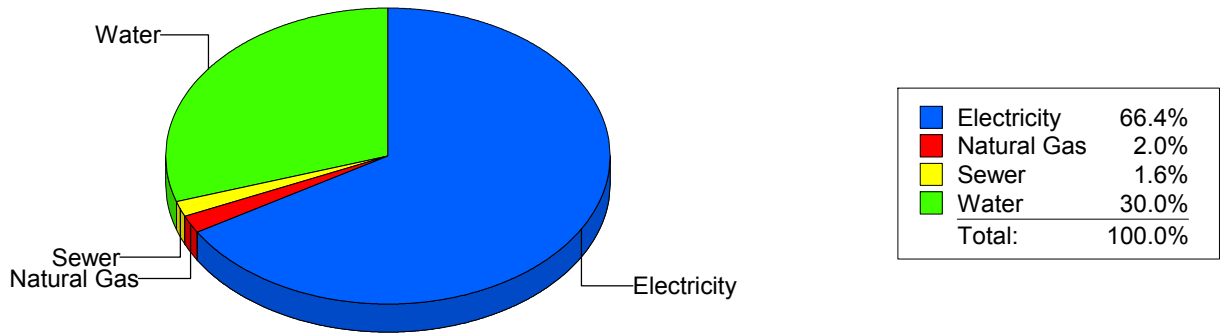
Cost Avoidance Program

Cost Summary Graph

Grouped by Energy Type

Energy Type	Use	Units	Meter Cost	Special Charges	Total Cost	Avg Unit Cost	% of Total Cost
Site: RICHARDSON MIDDLE - RICHARDSON MIDDLE							
Electricity	91,500	KWH	\$11,552.47	\$0.00	\$11,552.47	0.1263	66.42%
Natural Gas	517	CCF	\$348.40	\$0.00	\$348.40	0.6739	2.00%
Water	1,076	CCF	\$5,212.58	\$0.00	\$5,212.58	4.8444	29.97%
Sewer	79	CCF	\$278.45	\$0.00	\$278.45	3.5247	1.60%
Total Cost:			\$17,391.90	\$0.00	\$17,391.90		

For
RICHARDSON
MIDDLE



Filters: Cost Center Name Not Equal To DoNotReport; Billing Period Equal To 201505All Meter CodesAll Group Names

elpaso

Energy CAP

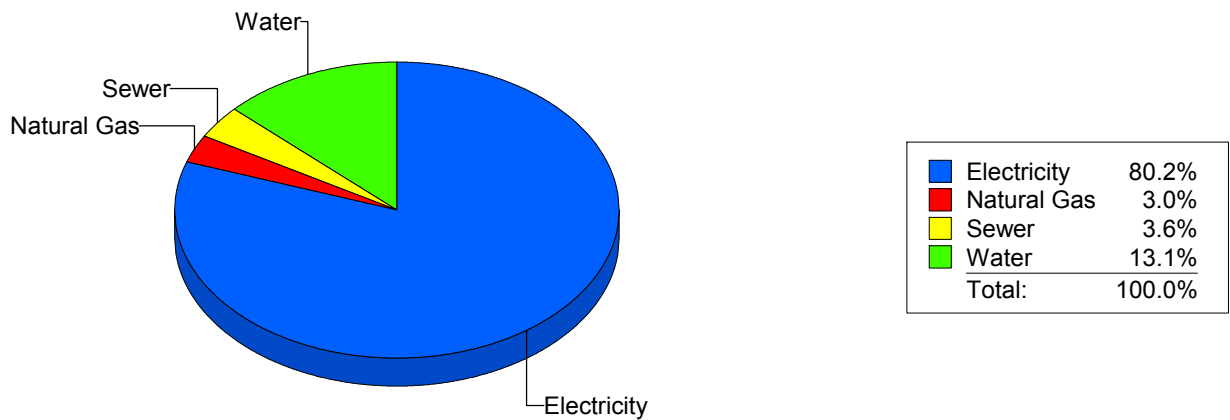
Cost Avoidance Program

Cost Summary Graph

Grouped by Energy Type

Energy Type	Use	Units	Meter Cost	Special Charges	Total Cost	Avg Unit Cost	% of Total Cost
Site: RIVERA ELEMENTARY - RIVERA ELEMENTARY							
Electricity	50,640	KWH	\$7,451.75	\$0.00	\$7,451.75	0.1472	80.22%
Natural Gas	387	CCF	\$278.14	\$0.00	\$278.14	0.7187	2.99%
Water	378	CCF	\$1,221.07	\$0.00	\$1,221.07	3.2303	13.15%
Sewer	119	CCF	\$338.05	\$0.00	\$338.05	2.8408	3.64%
Total Cost:			\$9,289.01	\$0.00	\$9,289.01		

For RIVERA ELEMENTARY



Filters: Cost Center Name Not Equal To DoNotReport; Billing Period Equal To 201505All Meter CodesAll Group Names

elpaso

Energy CAP

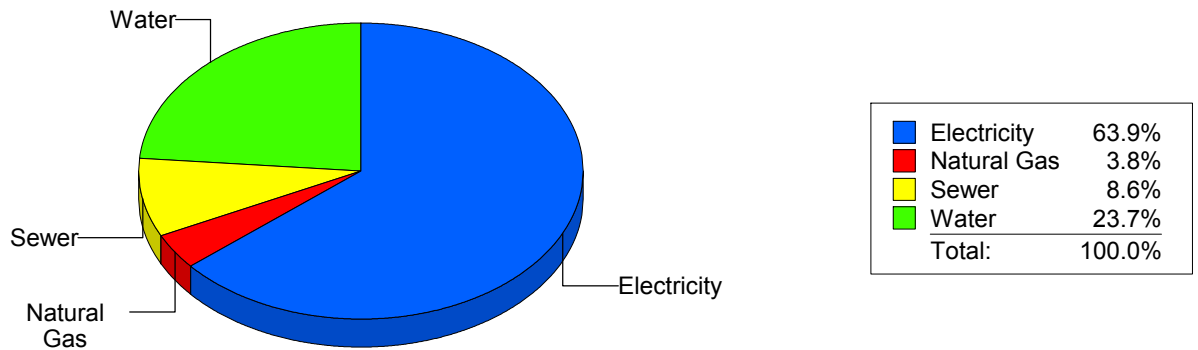
Cost Avoidance Program

Cost Summary Graph

Grouped by Energy Type

Energy Type	Use	Units	Meter Cost	Special Charges	Total Cost	Avg Unit Cost	% of Total Cost
Site: ROBERTS ELEMENTARY - ROBERTS ELEMENTARY							
Electricity	42,003	KWH	\$4,576.73	\$0.00	\$4,576.73	0.1090	63.86%
Natural Gas	233	CCF	\$274.16	\$0.00	\$274.16	1.1767	3.83%
Water	719	CCF	\$1,698.99	\$0.00	\$1,698.99	2.3630	23.71%
Sewer	298	CCF	\$616.56	\$0.00	\$616.56	2.0690	8.60%
Total Cost:			\$7,166.44	\$0.00	\$7,166.44		

For ROBERTS ELEMENTARY



Filters: Cost Center Name Not Equal To DoNotReport; Billing Period Equal To 201505All Meter CodesAll Group Names

elpaso

Energy CAP

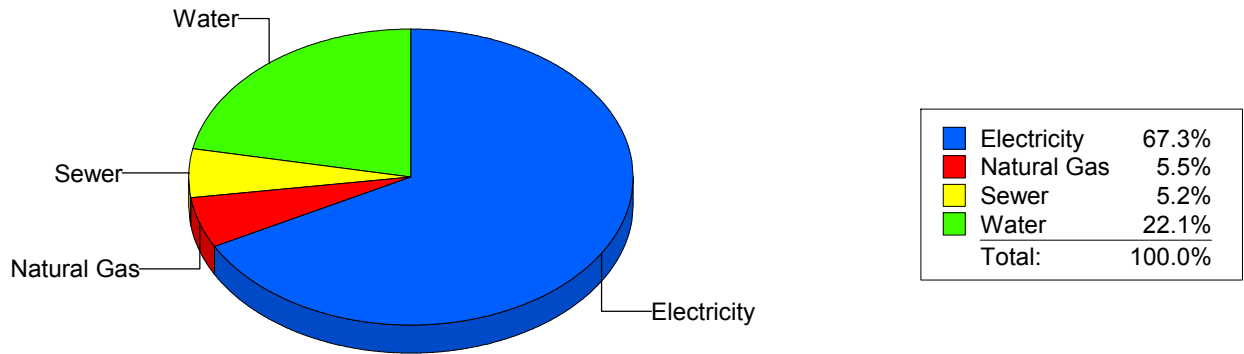
Cost Avoidance Program

Cost Summary Graph

Grouped by Energy Type

Energy Type	Use	Units	Meter Cost	Special Charges	Total Cost	Avg Unit Cost	% of Total Cost
Site: ROSA GUERRERO ELEMEN - ROSA GUERRERO ELEMEN							
Electricity	40,300	KWH	\$5,655.18	\$0.00	\$5,655.18	0.1403	67.26%
Natural Gas	577	CCF	\$459.85	\$0.00	\$459.85	0.7970	5.47%
Water	820	CCF	\$1,854.53	\$0.00	\$1,854.53	2.2616	22.06%
Sewer	140	CCF	\$438.81	\$0.00	\$438.81	3.1344	5.22%
Total Cost:			\$8,408.37	\$0.00	\$8,408.37		

For ROSA GUERRERO ELEMEN



Filters: Cost Center Name Not Equal To DoNotReport; Billing Period Equal To 201505All Meter CodesAll Group Names

elpaso

Energy CAP

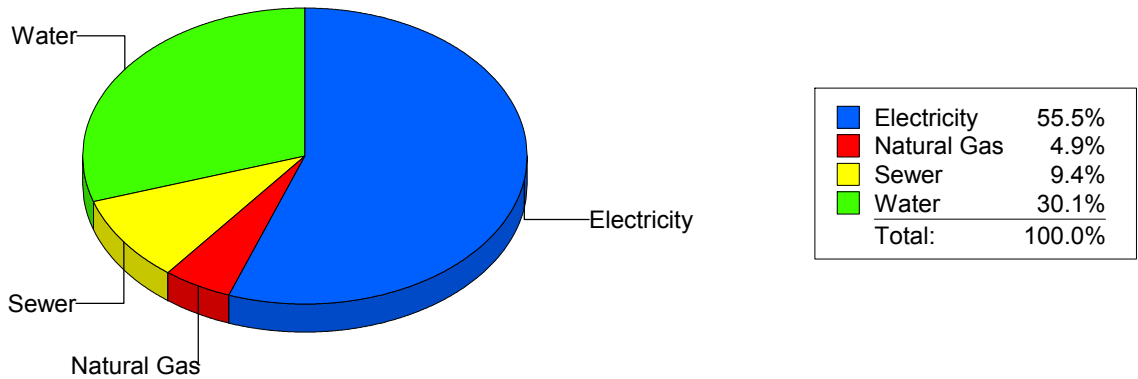
Cost Avoidance Program

Cost Summary Graph

Grouped by Energy Type

Energy Type	Use	Units	Meter Cost	Special Charges	Total Cost	Avg Unit Cost	% of Total Cost
Site: ROSS MIDDLE SCHOOL - ROSS MIDDLE SCHOOL							
Electricity	52,372	KWH	\$6,878.29	\$0.00	\$6,878.29	0.1313	55.51%
Natural Gas	1,019	CCF	\$610.41	\$0.00	\$610.41	0.5990	4.93%
Water	1,656	CCF	\$3,732.28	\$0.00	\$3,732.28	2.2538	30.12%
Sewer	678	CCF	\$1,170.96	\$0.00	\$1,170.96	1.7271	9.45%
Total Cost:			\$12,391.94	\$0.00	\$12,391.94		

For ROSS
MIDDLE
SCHOOL



Filters: Cost Center Name Not Equal To DoNotReport; Billing Period Equal To 201505All Meter CodesAll Group Names

elpaso

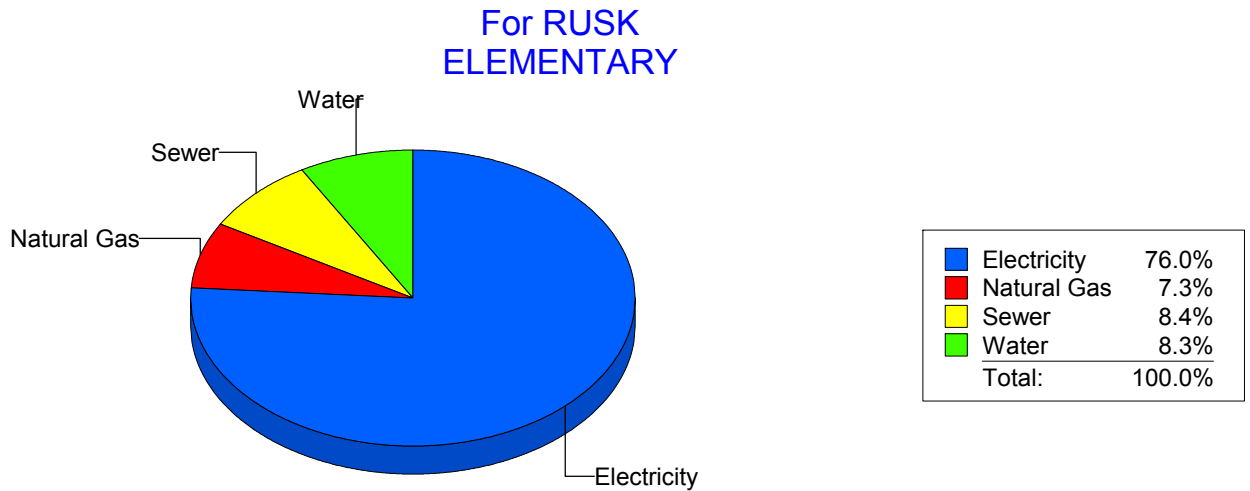
Energy CAP

Cost Avoidance Program

Cost Summary Graph

Grouped by Energy Type

Energy Type	Use	Units	Meter Cost	Special Charges	Total Cost	Avg Unit Cost	% of Total Cost
Site: RUSK ELEMENTARY - RUSK ELEMENTARY							
Electricity	24,616	KWH	\$3,270.04	\$0.00	\$3,270.04	0.1328	76.04%
Natural Gas	303	CCF	\$312.55	\$0.00	\$312.55	1.0315	7.27%
Water	144	CCF	\$355.57	\$0.00	\$355.57	2.4692	8.27%
Sewer	142	CCF	\$362.32	\$0.00	\$362.32	2.5515	8.43%
Total Cost:			\$4,300.48	\$0.00	\$4,300.48		



Filters: Cost Center Name Not Equal To DoNotReport; Billing Period Equal To 201505All Meter CodesAll Group Names

elpaso

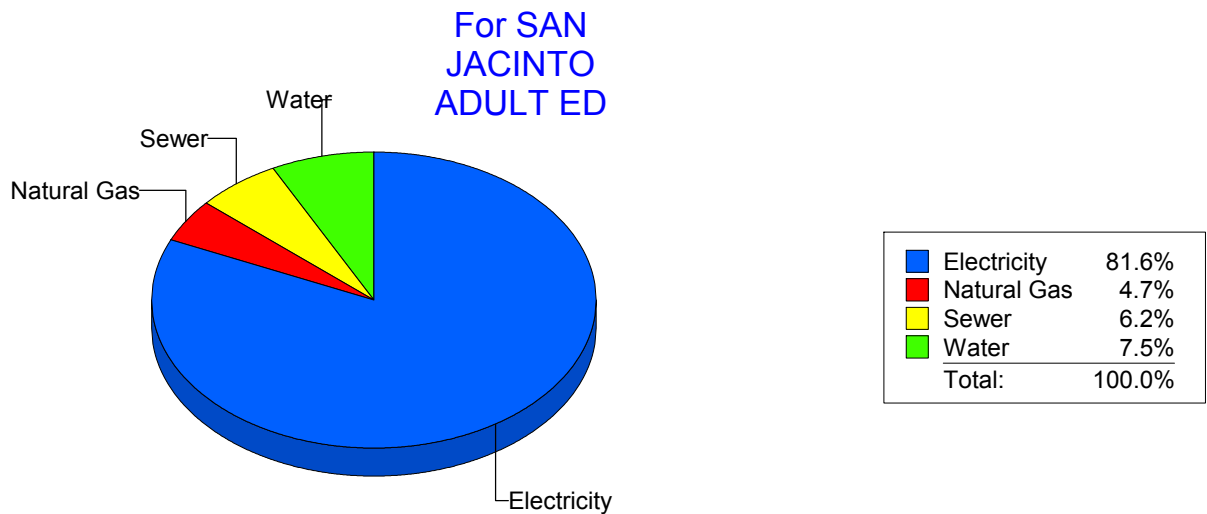
Energy CAP

Cost Avoidance Program

Cost Summary Graph

Grouped by Energy Type

Energy Type	Use	Units	Meter Cost	Special Charges	Total Cost	Avg Unit Cost	% of Total Cost
Site: SAN JACINTO ADULT ED - SAN JACINTO ADULT ED							
Electricity	8,600	KWH	\$1,404.79	\$0.00	\$1,404.79	0.1633	81.61%
Natural Gas	0	CCF	\$80.07	\$0.00	\$80.07	0.0000	4.65%
Water	42	CCF	\$129.67	\$0.00	\$129.67	3.0874	7.53%
Sewer	25	CCF	\$106.72	\$0.00	\$106.72	4.2688	6.20%
Total Cost:			\$1,721.25	\$0.00	\$1,721.25		



Filters: Cost Center Name Not Equal To DoNotReport; Billing Period Equal To 201505All Meter CodesAll Group Names

el paso

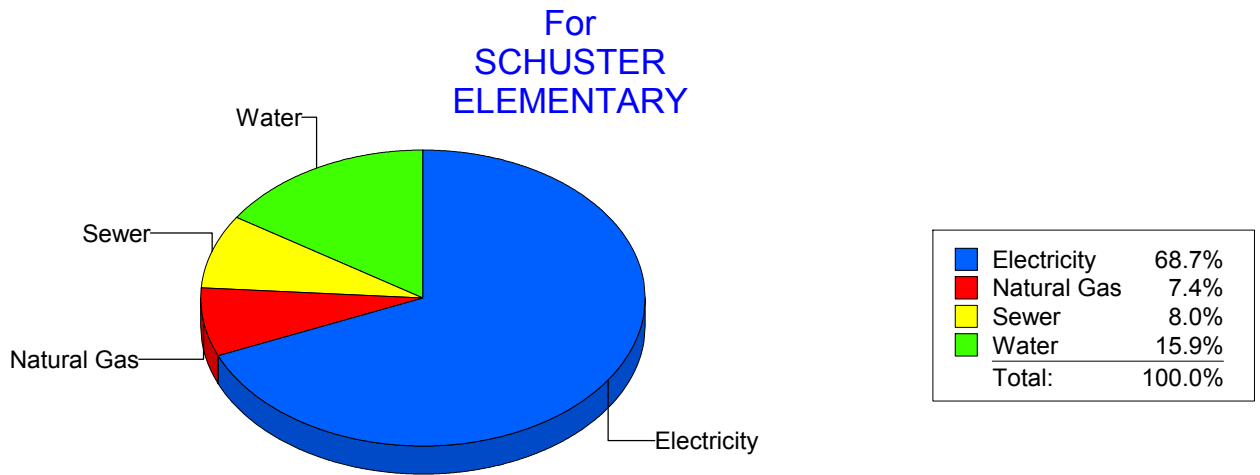
Energy CAP

Cost Avoidance Program

Cost Summary Graph

Grouped by Energy Type

Energy Type	Use	Units	Meter Cost	Special Charges	Total Cost	Avg Unit Cost	% of Total Cost
Site: SCHUSTER ELEMENTARY - SCHUSTER ELEMENTARY							
Electricity	19,116	KWH	\$2,314.89	\$0.00	\$2,314.89	0.1211	68.74%
Natural Gas	332	CCF	\$248.24	\$0.00	\$248.24	0.7477	7.37%
Water	260	CCF	\$535.19	\$0.00	\$535.19	2.0584	15.89%
Sewer	134	CCF	\$269.13	\$0.00	\$269.13	2.0084	7.99%
Total Cost:			\$3,367.45	\$0.00	\$3,367.45		



Filters: Cost Center Name Not Equal To DoNotReport; Billing Period Equal To 201505All Meter CodesAll Group Names

elpaso

Energy CAP

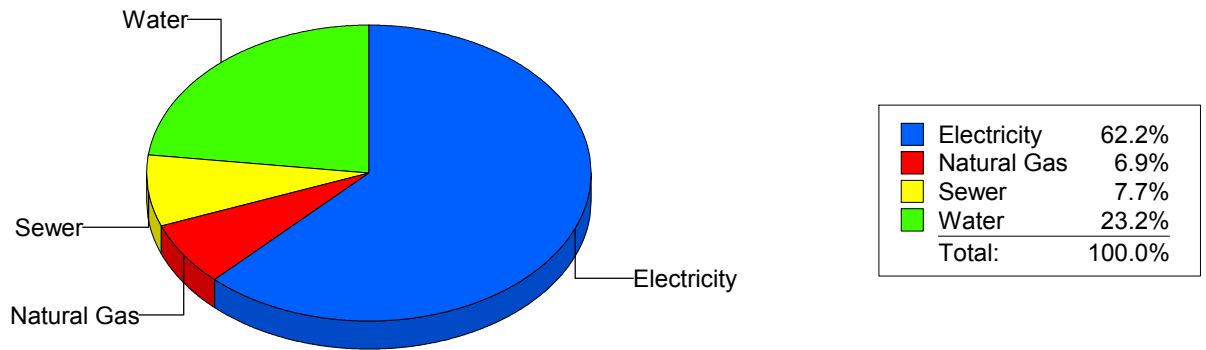
Cost Avoidance Program

Cost Summary Graph

Grouped by Energy Type

Energy Type	Use	Units	Meter Cost	Special Charges	Total Cost	Avg Unit Cost	% of Total Cost
Site: STANTON ELEMENTARY - STANTON ELEMENTARY							
Electricity	25,565	KWH	\$3,436.52	\$0.00	\$3,436.52	0.1344	62.24%
Natural Gas	427	CCF	\$379.90	\$0.00	\$379.90	0.8897	6.88%
Water	516	CCF	\$1,279.85	\$0.00	\$1,279.85	2.4803	23.18%
Sewer	200	CCF	\$425.26	\$0.00	\$425.26	2.1263	7.70%
Total Cost:			\$5,521.53	\$0.00	\$5,521.53		

For STANTON ELEMENTARY



Filters: Cost Center Name Not Equal To DoNotReport; Billing Period Equal To 201505All Meter CodesAll Group Names

elpaso

Energy CAP

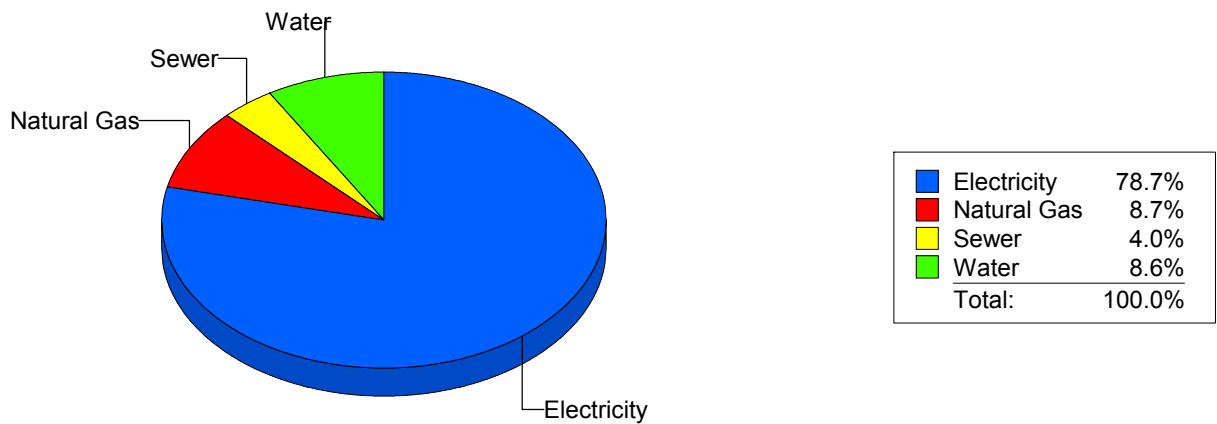
Cost Avoidance Program

Cost Summary Graph

Grouped by Energy Type

Energy Type	Use	Units	Meter Cost	Special Charges	Total Cost	Avg Unit Cost	% of Total Cost
Site: SUNSET HIGH - SUNSET HIGH							
Electricity	18,160	KWH	\$2,288.21	\$0.00	\$2,288.21	0.1260	78.68%
Natural Gas	340	CCF	\$252.60	\$0.00	\$252.60	0.7429	8.69%
Water	82	CCF	\$250.21	\$0.00	\$250.21	3.0513	8.60%
Sewer	32	CCF	\$117.15	\$0.00	\$117.15	3.6609	4.03%
Total Cost:			\$2,908.17	\$0.00	\$2,908.17		

For SUNSET HIGH



Filters: Cost Center Name Not Equal To DoNotReport; Billing Period Equal To 201505All Meter CodesAll Group Names

elpaso

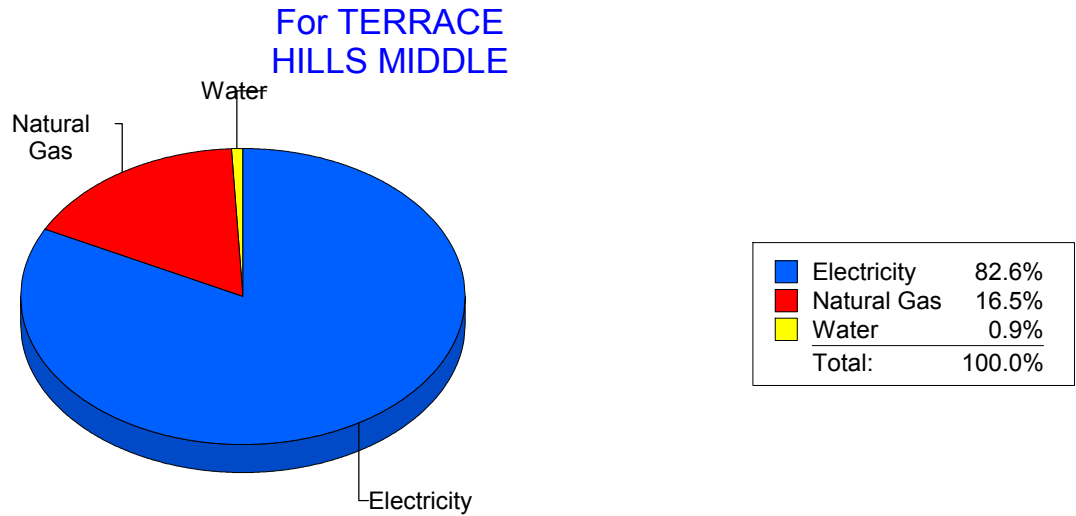
Energy CAP

Cost Avoidance Program

Cost Summary Graph

Grouped by Energy Type

Energy Type	Use	Units	Meter Cost	Special Charges	Total Cost	Avg Unit Cost	% of Total Cost
Site: TERRACE HILLS MIDDLE - TERRACE HILLS MIDDLE							
Electricity	32,250	KWH	\$3,857.31	\$0.00	\$3,857.31	0.1196	82.60%
Natural Gas	1,183	CCF	\$770.25	\$0.00	\$770.25	0.6511	16.49%
Water	0	CCF	\$42.47	\$0.00	\$42.47	0.0000	0.91%
Total Cost:			\$4,670.03	\$0.00	\$4,670.03		



Filters: Cost Center Name Not Equal To DoNotReport; Billing Period Equal To 201505All Meter CodesAll Group Names

elpaso

Energy CAP

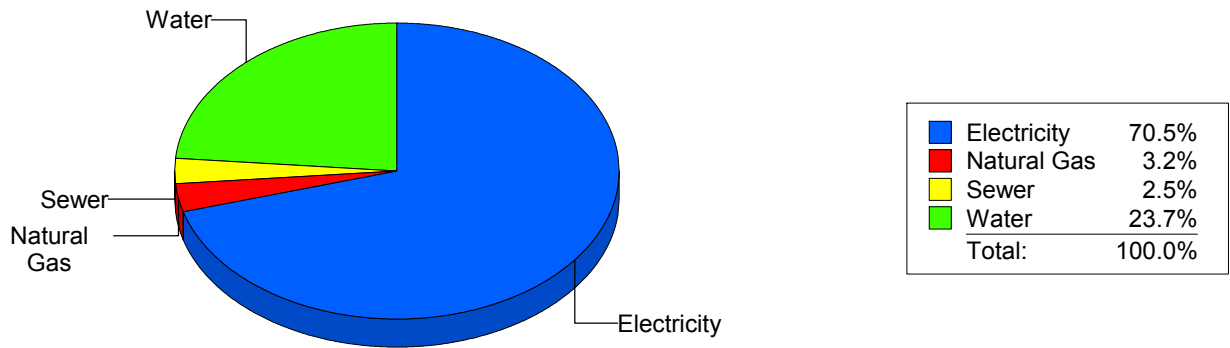
Cost Avoidance Program

Cost Summary Graph

Grouped by Energy Type

Energy Type	Use	Units	Meter Cost	Special Charges	Total Cost	Avg Unit Cost	% of Total Cost
Site: TIPPIN - TIPPIN ELEMENTARY							
Electricity	71,160	KWH	\$8,216.04	\$0.00	\$8,216.04	0.1155	70.55%
Natural Gas	561	CCF	\$371.17	\$0.00	\$371.17	0.6616	3.19%
Water	615	CCF	\$2,765.61	\$0.00	\$2,765.61	4.4969	23.75%
Sewer	89	CCF	\$293.35	\$0.00	\$293.35	3.2961	2.52%
Total Cost:			\$11,646.17	\$0.00	\$11,646.17		

For TIPPIN ELEMENTARY



Filters: Cost Center Name Not Equal To DoNotReport; Billing Period Equal To 201505All Meter CodesAll Group Names

elpaso

Energy CAP

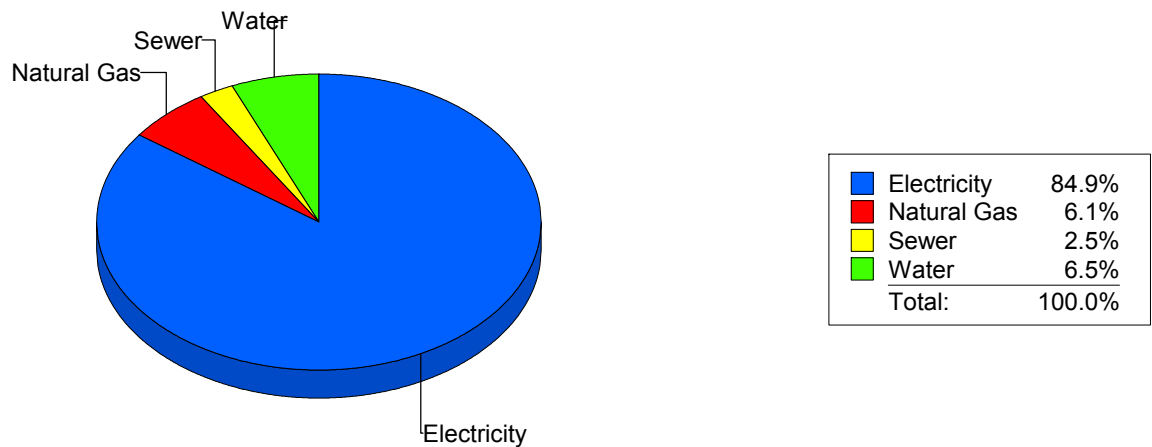
Cost Avoidance Program

Cost Summary Graph

Grouped by Energy Type

Energy Type	Use	Units	Meter Cost	Special Charges	Total Cost	Avg Unit Cost	% of Total Cost
Site: TOMLEA - TOM LEA							
Electricity	79,040	KWH	\$10,644.50	\$0.00	\$10,644.50	0.1347	84.89%
Natural Gas	1,314	CCF	\$764.37	\$0.00	\$764.37	0.5817	6.10%
Water	266	CCF	\$812.64	\$0.00	\$812.64	3.0550	6.48%
Sewer	105	CCF	\$317.19	\$0.00	\$317.19	3.0209	2.53%
Total Cost:			\$12,538.70	\$0.00	\$12,538.70		

For TOM LEA



Filters: Cost Center Name Not Equal To DoNotReport; Billing Period Equal To 201505All Meter CodesAll Group Names

elpaso

Energy CAP

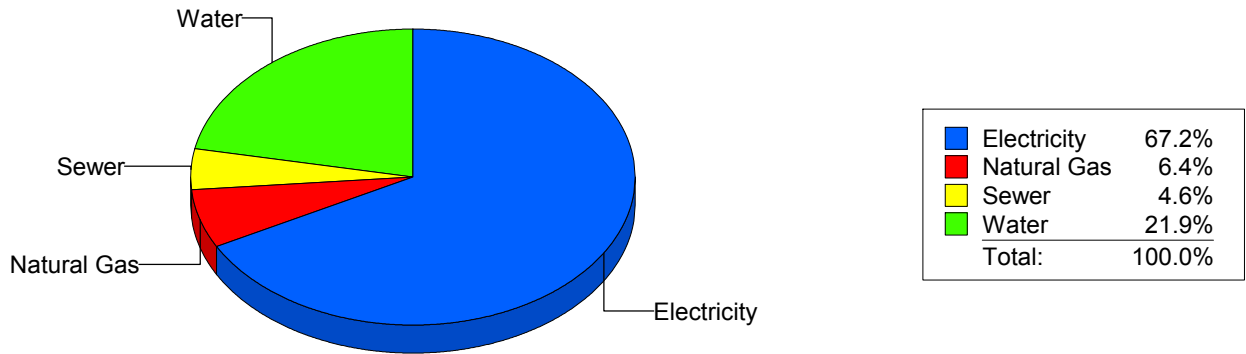
Cost Avoidance Program

Cost Summary Graph

Grouped by Energy Type

Energy Type	Use	Units	Meter Cost	Special Charges	Total Cost	Avg Unit Cost	% of Total Cost
Site: TRAVIS ELEMENTARY SC - TRAVIS ELEMENTARY SC							
Electricity	24,123	KWH	\$3,187.04	\$0.00	\$3,187.04	0.1321	67.18%
Natural Gas	284	CCF	\$302.24	\$0.00	\$302.24	1.0642	6.37%
Water	289	CCF	\$1,036.87	\$0.00	\$1,036.87	3.5878	21.86%
Sewer	61	CCF	\$218.15	\$0.00	\$218.15	3.5762	4.60%
Total Cost:			\$4,744.30	\$0.00	\$4,744.30		

For TRAVIS ELEMENTARY SC



Filters: Cost Center Name Not Equal To DoNotReport; Billing Period Equal To 201505All Meter CodesAll Group Names

elpaso

Energy CAP

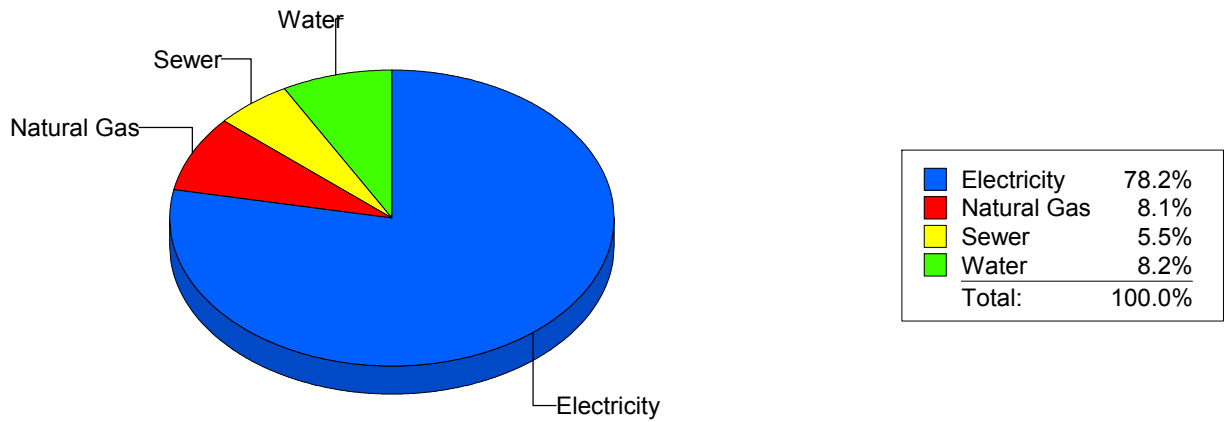
Cost Avoidance Program

Cost Summary Graph

Grouped by Energy Type

Energy Type	Use	Units	Meter Cost	Special Charges	Total Cost	Avg Unit Cost	% of Total Cost
Site: VILAS ELEMENTARY - VILAS ELEMENTARY							
Electricity	36,629	KWH	\$5,185.72	\$0.00	\$5,185.72	0.1416	78.18%
Natural Gas	596	CCF	\$539.78	\$0.00	\$539.78	0.9057	8.14%
Water	136	CCF	\$542.14	\$0.00	\$542.14	3.9863	8.17%
Sewer	59	CCF	\$365.79	\$0.00	\$365.79	6.1998	5.51%
Total Cost:			\$6,633.43	\$0.00	\$6,633.43		

For VILAS ELEMENTARY



Filters: Cost Center Name Not Equal To DoNotReport; Billing Period Equal To 201505All Meter CodesAll Group Names

elpaso

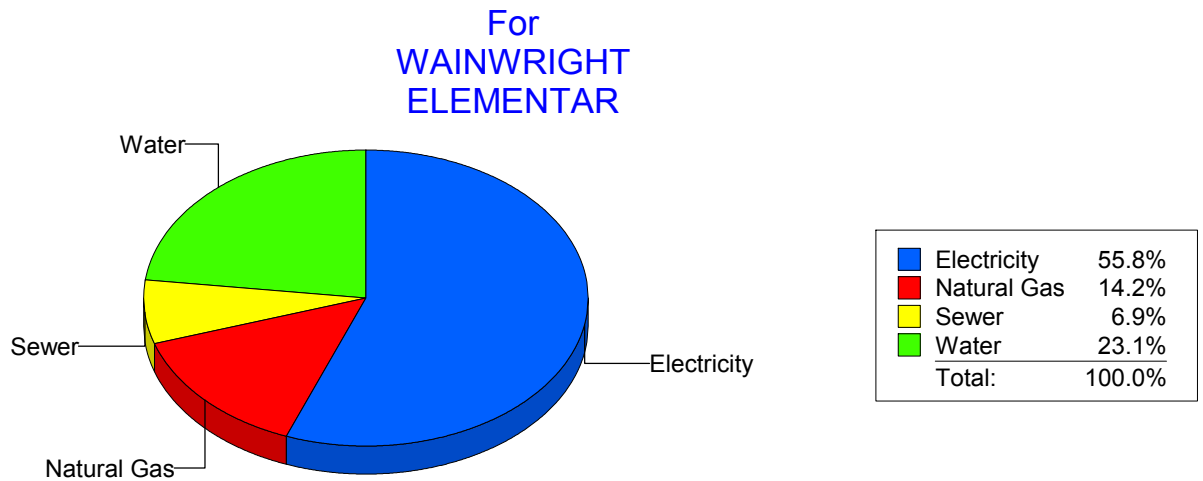
Energy CAP

Cost Avoidance Program

Cost Summary Graph

Grouped by Energy Type

Energy Type	Use	Units	Meter Cost	Special Charges	Total Cost	Avg Unit Cost	% of Total Cost
Site: WAINWRIGHT ELEMENTAR - WAINWRIGHT ELEMENTAR							
Electricity	11,201	KWH	\$1,446.75	\$0.00	\$1,446.75	0.1292	55.81%
Natural Gas	421	CCF	\$368.49	\$0.00	\$368.49	0.8753	14.22%
Water	130	CCF	\$599.34	\$0.00	\$599.34	4.6103	23.12%
Sewer	26	CCF	\$177.68	\$0.00	\$177.68	6.8338	6.85%
Total Cost:			\$2,592.26	\$0.00	\$2,592.26		



Filters: Cost Center Name Not Equal To DoNotReport; Billing Period Equal To 201505All Meter CodesAll Group Names

el Paso

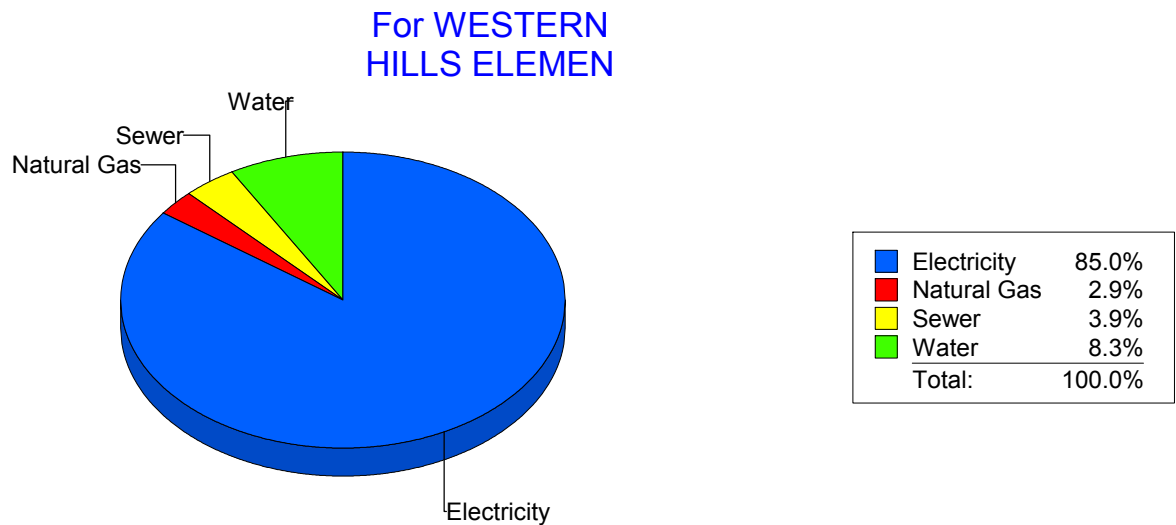
Energy CAP

Cost Avoidance Program

Cost Summary Graph

Grouped by Energy Type

Energy Type	Use	Units	Meter Cost	Special Charges	Total Cost	Avg Unit Cost	% of Total Cost
Site: WESTERN HILLS ELEMEN - WESTERN HILLS ELEMEN							
Electricity	51,000	KWH	\$7,541.05	\$0.00	\$7,541.05	0.1479	84.98%
Natural Gas	342	CCF	\$253.68	\$0.00	\$253.68	0.7418	2.86%
Water	287	CCF	\$736.00	\$0.00	\$736.00	2.5645	8.29%
Sewer	64	CCF	\$342.93	\$0.00	\$342.93	5.3583	3.86%
Total Cost:			\$8,873.66	\$0.00	\$8,873.66		



Filters: Cost Center Name Not Equal To DoNotReport; Billing Period Equal To 201505All Meter CodesAll Group Names

el Paso

Energy CAP

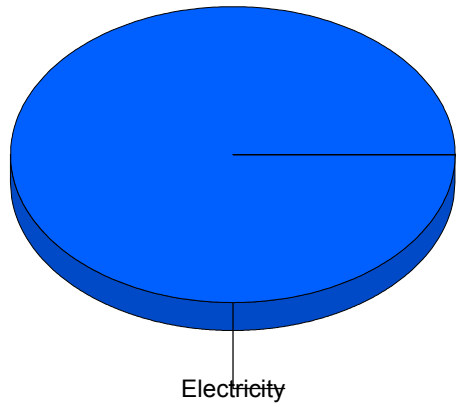
Cost Avoidance Program

Cost Summary Graph

Grouped by Energy Type

Energy Type	Use	Units	Meter Cost	Special Charges	Total Cost	Avg Unit Cost	% of Total Cost
Site: WESTSIDE TRANSPORTAT - WESTSIDE TRANSPORTAT							
Electricity	2,564	KWH	\$340.13	\$0.00	\$340.13	0.1327	100.00%
Total Cost:			\$340.13	\$0.00	\$340.13		

For WESTSIDE TRANSPORTAT



■ Electricity	100.0%
Total:	100.0%

Filters: Cost Center Name Not Equal To DoNotReport; Billing Period Equal To 201505All Meter CodesAll Group Names

elpaso

Energy CAP

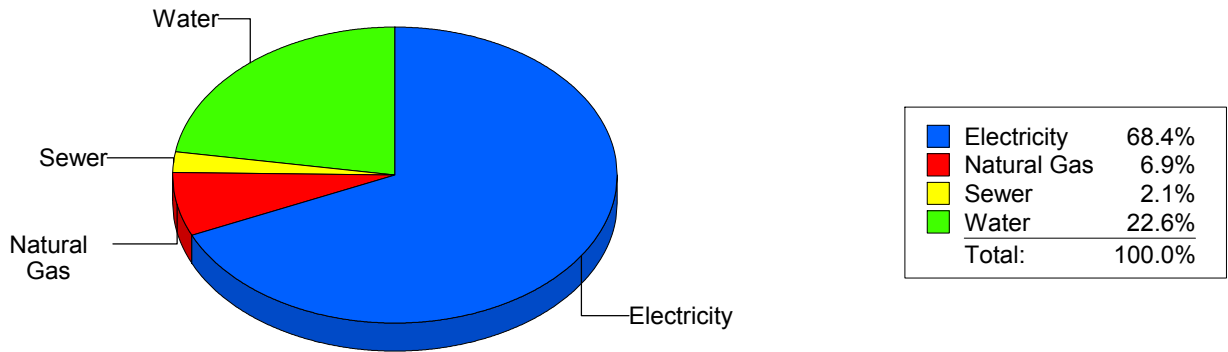
Cost Avoidance Program

Cost Summary Graph

Grouped by Energy Type

Energy Type	Use	Units	Meter Cost	Special Charges	Total Cost	Avg Unit Cost	% of Total Cost
Site: WHITAKER ELEMENTARY - WHITAKER ELEMENTARY							
Electricity	66,720	KWH	\$9,221.18	\$0.00	\$9,221.18	0.1382	68.38%
Natural Gas	1,629	CCF	\$928.79	\$0.00	\$928.79	0.5702	6.89%
Water	1,411	CCF	\$3,046.09	\$0.00	\$3,046.09	2.1588	22.59%
Sewer	86	CCF	\$288.88	\$0.00	\$288.88	3.3591	2.14%
Total Cost:			\$13,484.94	\$0.00	\$13,484.94		

For WHITAKER ELEMENTARY



Filters: Cost Center Name Not Equal To DoNotReport; Billing Period Equal To 201505All Meter CodesAll Group Names

elpaso

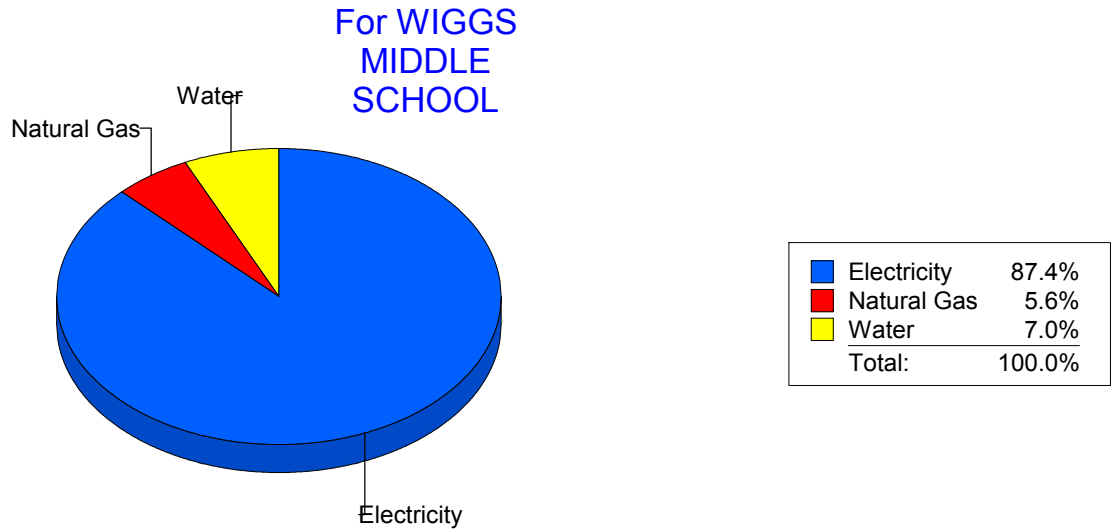
Energy CAP

Cost Avoidance Program

Cost Summary Graph

Grouped by Energy Type

Energy Type	Use	Units	Meter Cost	Special Charges	Total Cost	Avg Unit Cost	% of Total Cost
Site: WIGGS MIDDLE SCHOOL - WIGGS MIDDLE SCHOOL							
Electricity	53,420	KWH	\$7,138.29	\$0.00	\$7,138.29	0.1336	87.41%
Natural Gas	731	CCF	\$460.09	\$0.00	\$460.09	0.6294	5.63%
Water	187	CCF	\$568.04	\$0.00	\$568.04	3.0376	6.96%
Total Cost:			\$8,166.42	\$0.00	\$8,166.42		



Filters: Cost Center Name Not Equal To DoNotReport; Billing Period Equal To 201505All Meter CodesAll Group Names

elpaso

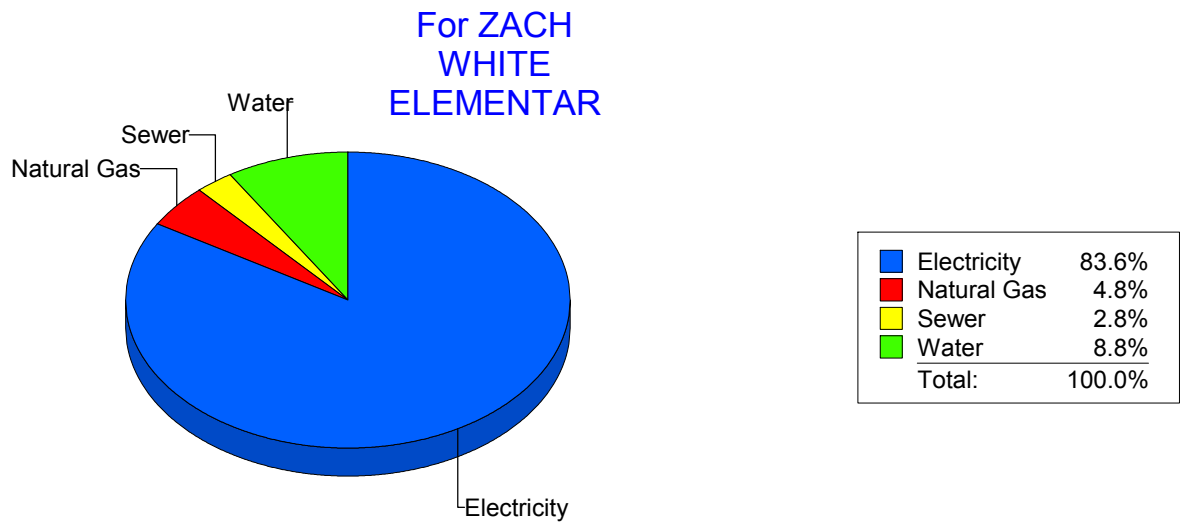
Energy CAP

Cost Avoidance Program

Cost Summary Graph

Grouped by Energy Type

Energy Type	Use	Units	Meter Cost	Special Charges	Total Cost	Avg Unit Cost	% of Total Cost
Site: ZACH WHITE ELEMENTAR - ZACH WHITE ELEMENTAR							
Electricity	55,800	KWH	\$7,568.68	\$0.00	\$7,568.68	0.1356	83.58%
Natural Gas	535	CCF	\$437.86	\$0.00	\$437.86	0.8184	4.84%
Water	295	CCF	\$797.84	\$0.00	\$797.84	2.7045	8.81%
Sewer	75	CCF	\$250.69	\$0.00	\$250.69	3.3425	2.77%
Total Cost:			\$9,055.07	\$0.00	\$9,055.07		



Filters: Cost Center Name Not Equal To DoNotReport; Billing Period Equal To 201505All Meter CodesAll Group Names

el paso

Energy CAP

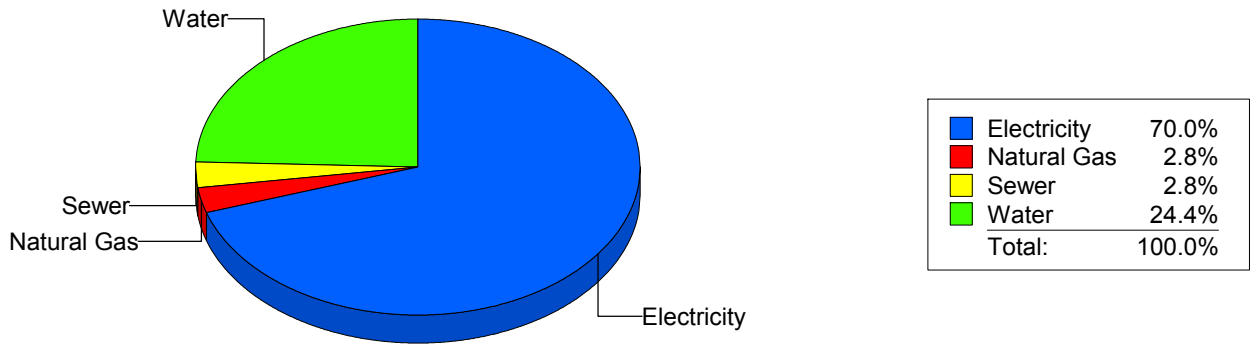
Cost Avoidance Program

Cost Summary Graph

Grouped by Energy Type

Energy Type	Use	Units	Meter Cost	Special Charges	Total Cost	Avg Unit Cost	% of Total Cost
Site: ZAVALA ELEMENTARY SC - ZAVALA ELEMENTARY SC							
Electricity	28,500	KWH	\$3,223.81	\$0.00	\$3,223.81	0.1131	70.00%
Natural Gas	111	CCF	\$128.17	\$0.00	\$128.17	1.1547	2.78%
Water	250	CCF	\$1,123.05	\$0.00	\$1,123.05	4.4922	24.38%
Sewer	41	CCF	\$130.56	\$0.00	\$130.56	3.1844	2.83%
Total Cost:			\$4,605.59	\$0.00	\$4,605.59		

For ZAVALA
ELEMENTARY
SC



Filters: Cost Center Name Not Equal To DoNotReport; Billing Period Equal To 201505All Meter CodesAll Group Names

elpaso

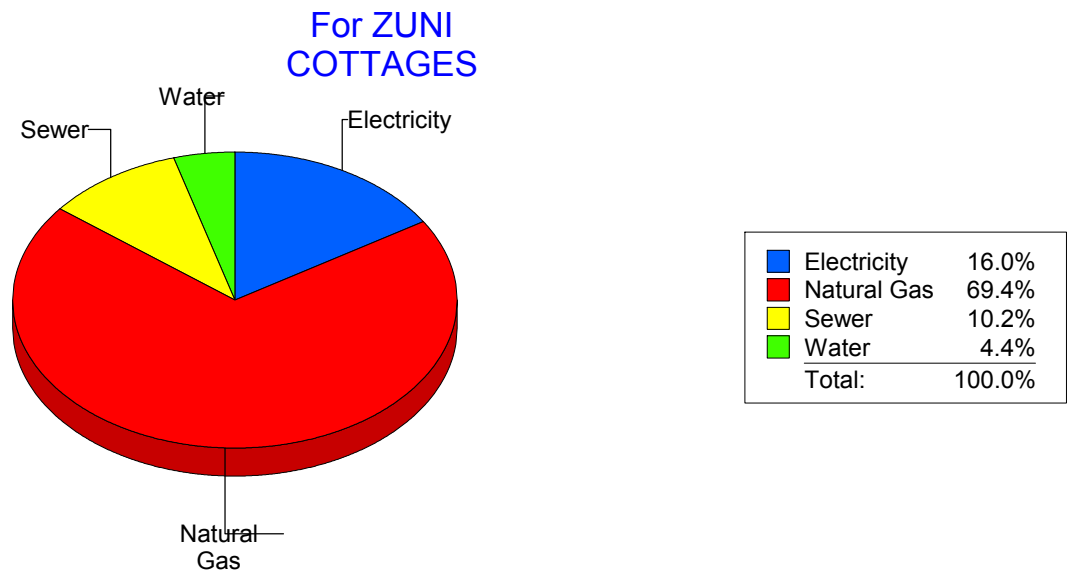
Energy CAP

Cost Avoidance Program

Cost Summary Graph

Grouped by Energy Type

Energy Type	Use	Units	Meter Cost	Special Charges	Total Cost	Avg Unit Cost	% of Total Cost
Site: ZUNI COTTAGES - ZUNI COTTAGES							
Electricity		23 KWH	\$37.00	\$0.00	\$37.00	1.6087	16.00%
Natural Gas		1 CCF	\$160.56	\$0.00	\$160.56	160.5600	69.44%
Water		0 CCF	\$10.06	\$0.00	\$10.06	0.0000	4.35%
Sewer		0 CCF	\$23.60	\$0.00	\$23.60	0.0000	10.21%
Total Cost:			\$231.22	\$0.00	\$231.22		



Filters: Cost Center Name Not Equal To DoNotReport; Billing Period Equal To 201505All Meter CodesAll Group Names

el Paso

Energy CAP

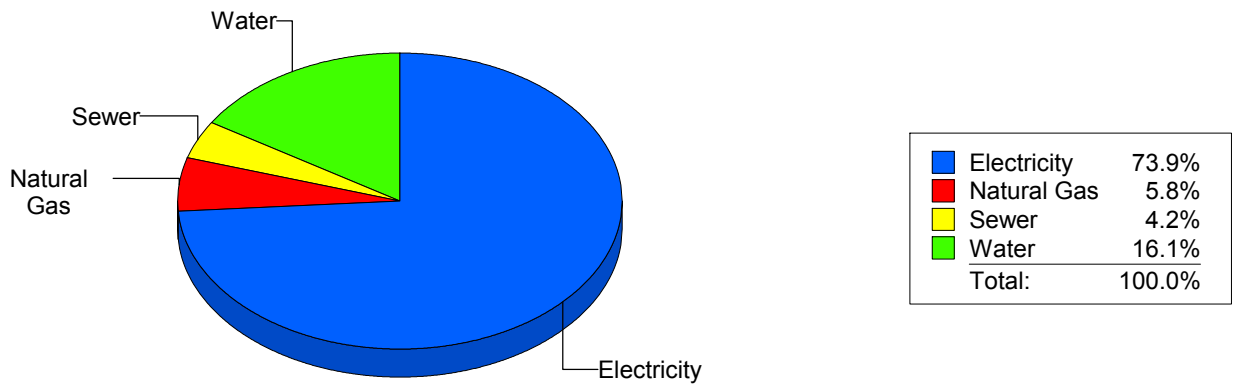
Cost Avoidance Program

Cost Summary Graph

Grouped by Energy Type

Energy Type	Use	Units	Meter Cost	Special Charges	Total Cost	Avg Unit Cost	% of Total Cost
All Sites							
Electricity	5,916,633	KWH	\$749,773.32	\$0.00	\$749,773.32	0.1267	73.85%
Natural Gas	86,139	CCF	\$59,141.37	\$0.00	\$59,141.37	0.6866	5.83%
Water	55,761	CCF	\$163,666.90	\$0.00	\$163,666.90	2.9352	16.12%
Sewer	15,821	CCF	\$42,667.60	\$0.00	\$42,667.60	2.6969	4.20%
Total Cost:			\$1,015,249.19	\$0.00	\$1,015,249.19		

For All Sites



Filters: Cost Center Name Not Equal To DoNotReport; Billing Period Equal To 201505All Meter CodesAll Group Names