

**elpaso**

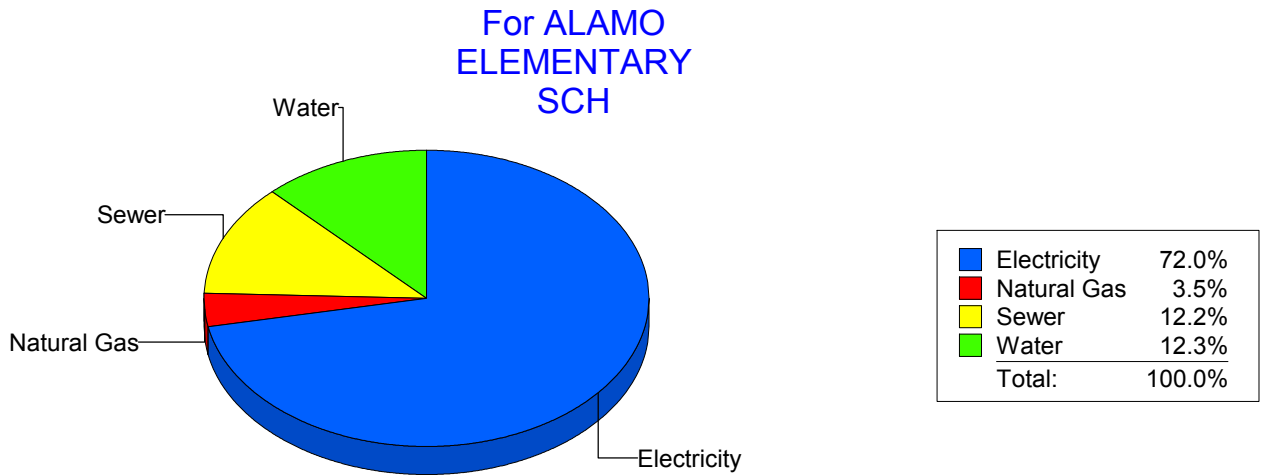
Energy CAP

Cost Avoidance Program

**Cost Summary Graph**

Grouped by Energy Type

Energy Type	Use	Units	Meter Cost	Special Charges	Total Cost	Avg Unit Cost	% of Total Cost
<b>Site: ALAMO ELEMENTARY SCH - ALAMO ELEMENTARY SCH</b>							
Electricity	2,750	KWH	\$757.75	\$0.00	\$757.75	0.2755	72.03%
Natural Gas	0	CCF	\$37.02	\$0.00	\$37.02	0.0000	3.52%
Water	0	CCF	\$129.02	\$0.00	\$129.02	0.0000	12.26%
Sewer	0	CCF	\$128.22	\$0.00	\$128.22	0.0000	12.19%
<b>Total Cost:</b>			<b>\$1,052.01</b>	<b>\$0.00</b>	<b>\$1,052.01</b>		



*Filters: Cost Center Name Not Equal To DoNotReport; Billing Period Equal To 201205All Meter CodesAll Group Names*

**elpaso**

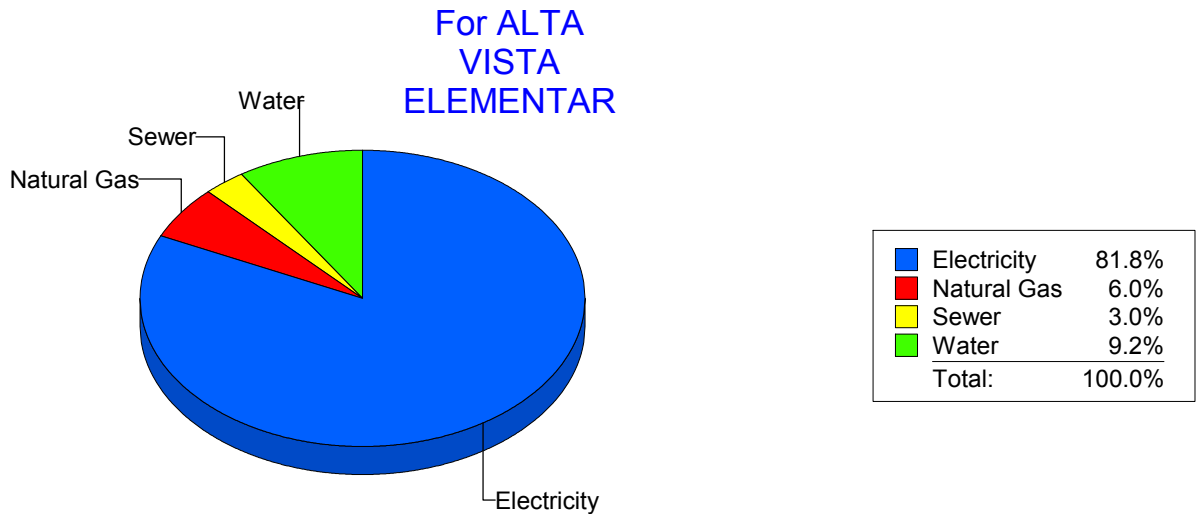
Energy CAP

Cost Avoidance Program

**Cost Summary Graph**

Grouped by Energy Type

Energy Type	Use	Units	Meter Cost	Special Charges	Total Cost	Avg Unit Cost	% of Total Cost
<b>Site: ALTA VISTA ELEMENTAR - ALTA VISTA ELEMENTAR</b>							
Electricity	33,600	KWH	\$4,481.10	\$0.00	\$4,481.10	0.1334	81.83%
Natural Gas	614	CCF	\$328.56	\$0.00	\$328.56	0.5351	6.00%
Water	199	CCF	\$501.72	\$0.00	\$501.72	2.5212	9.16%
Sewer	77	CCF	\$164.98	\$0.00	\$164.98	2.1426	3.01%
<b>Total Cost:</b>			<b>\$5,476.36</b>	<b>\$0.00</b>	<b>\$5,476.36</b>		



*Filters: Cost Center Name Not Equal To DoNotReport; Billing Period Equal To 201205All Meter CodesAll Group Names*

**el Paso**

Energy CAP

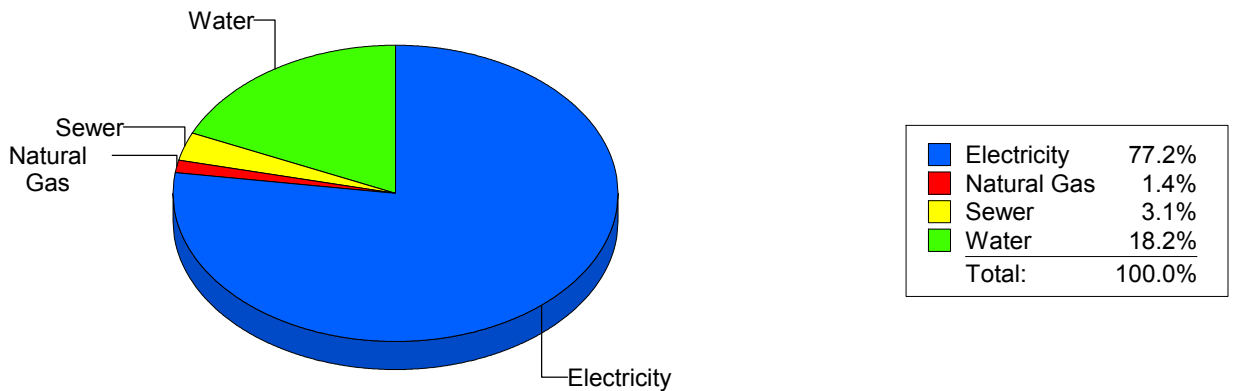
Cost Avoidance Program

**Cost Summary Graph**

Grouped by Energy Type

Energy Type	Use	Units	Meter Cost	Special Charges	Total Cost	Avg Unit Cost	% of Total Cost
<b>Site: ANDRESS HIGH SCHOOL - ANDRESS HIGH SCHOOL</b>							
Electricity	179,034	KWH	\$21,986.23	\$0.00	\$21,986.23	0.1228	77.24%
Natural Gas	700	CCF	\$402.84	\$0.00	\$402.84	0.5755	1.42%
Water	1,866	CCF	\$5,189.18	\$0.00	\$5,189.18	2.7809	18.23%
Sewer	569	CCF	\$887.13	\$0.00	\$887.13	1.5591	3.12%
<b>Total Cost:</b>			<b>\$28,465.38</b>	<b>\$0.00</b>	<b>\$28,465.38</b>		

For ANDRESS HIGH SCHOOL



*Filters: Cost Center Name Not Equal To DoNotReport; Billing Period Equal To 201205All Meter CodesAll Group Names*

**el Paso**

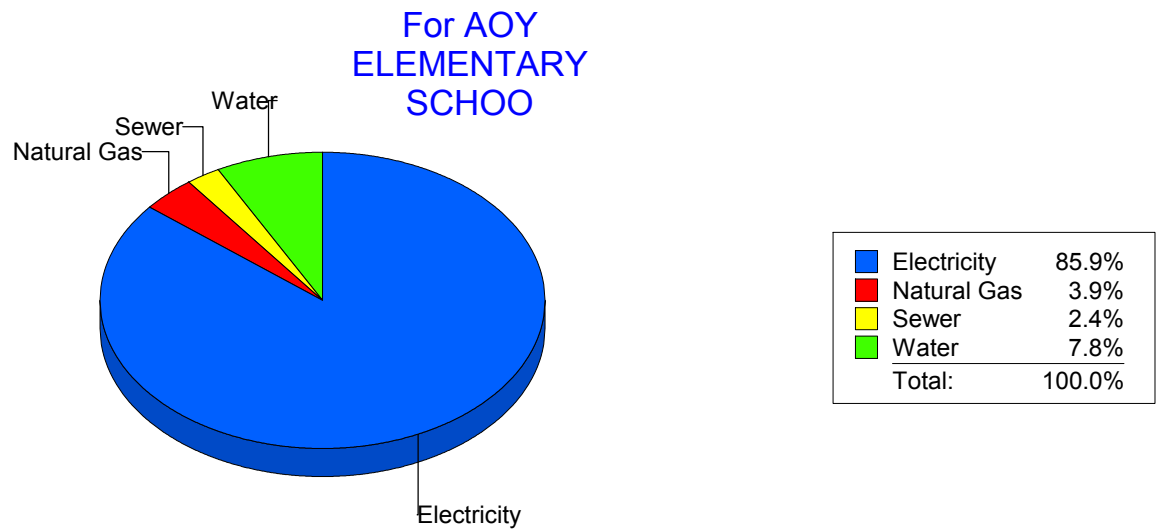
Energy CAP

Cost Avoidance Program

**Cost Summary Graph**

Grouped by Energy Type

Energy Type	Use	Units	Meter Cost	Special Charges	Total Cost	Avg Unit Cost	% of Total Cost
<b>Site: AOY ELEMENTARY SCHOO - AOY ELEMENTARY SCHOO</b>							
Electricity	104,246	KWH	\$13,019.32	\$0.00	\$13,019.32	0.1249	85.89%
Natural Gas	1,221	CCF	\$585.22	\$0.00	\$585.22	0.4793	3.86%
Water	323	CCF	\$1,187.93	\$0.00	\$1,187.93	3.6778	7.84%
Sewer	73	CCF	\$364.90	\$0.00	\$364.90	4.9986	2.41%
<b>Total Cost:</b>			<b>\$15,157.37</b>	<b>\$0.00</b>	<b>\$15,157.37</b>		



*Filters: Cost Center Name Not Equal To DoNotReport; Billing Period Equal To 201205All Meter CodesAll Group Names*

**elpaso**

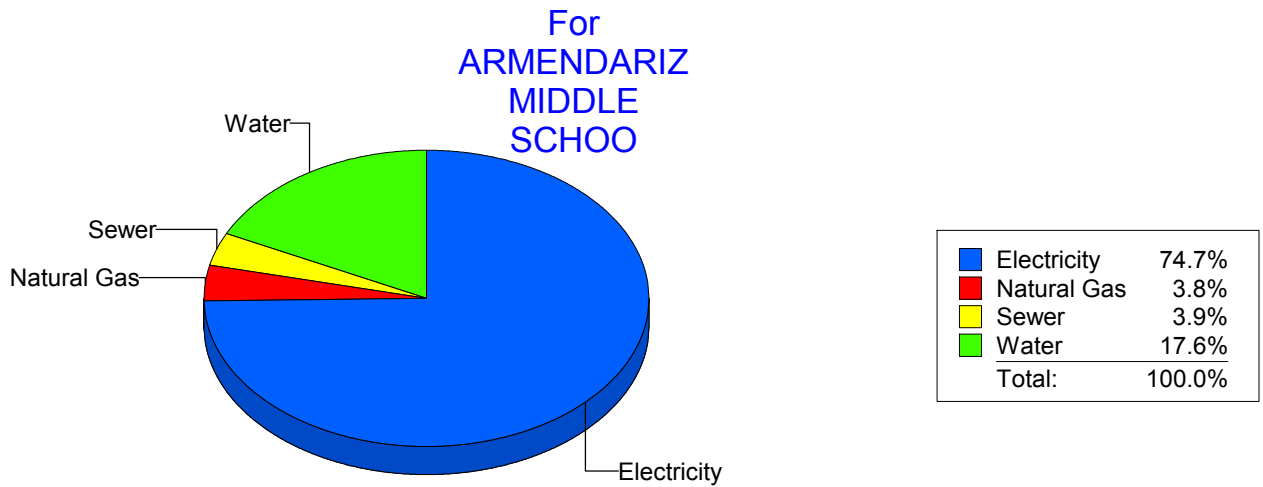
Energy CAP

Cost Avoidance Program

**Cost Summary Graph**

Grouped by Energy Type

Energy Type	Use	Units	Meter Cost	Special Charges	Total Cost	Avg Unit Cost	% of Total Cost
<b>Site: ARMENDARIZ MIDDLE SCHOO - ARMENDARIZ MIDDLE SCHOO</b>							
Electricity	88,000	KWH	\$9,774.67	\$0.00	\$9,774.67	0.1111	74.72%
Natural Gas	1,095	CCF	\$495.31	\$0.00	\$495.31	0.4523	3.79%
Water	954	CCF	\$2,308.72	\$0.00	\$2,308.72	2.4200	17.65%
Sewer	218	CCF	\$503.89	\$0.00	\$503.89	2.3114	3.85%
<b>Total Cost:</b>			<b>\$13,082.59</b>	<b>\$0.00</b>	<b>\$13,082.59</b>		



*Filters: Cost Center Name Not Equal To DoNotReport; Billing Period Equal To 201205All Meter CodesAll Group Names*

**el Paso**

Energy CAP

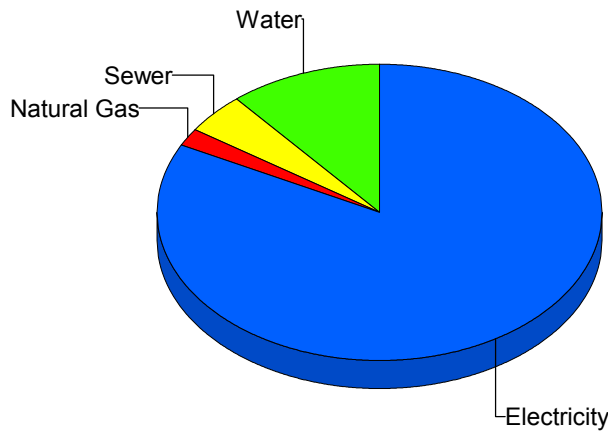
Cost Avoidance Program

**Cost Summary Graph**

Grouped by Energy Type

Energy Type	Use	Units	Meter Cost	Special Charges	Total Cost	Avg Unit Cost	% of Total Cost
<b>Site: AUSTIN HIGH SCHOOL - AUSTIN HIGH SCHOOL</b>							
Electricity	217,448	KWH	\$23,485.78	\$0.00	\$23,485.78	0.1080	82.60%
Natural Gas	923	CCF	\$491.38	\$0.00	\$491.38	0.5324	1.73%
Water	1,178	CCF	\$3,170.66	\$0.00	\$3,170.66	2.6916	11.15%
Sewer	551	CCF	\$1,286.65	\$0.00	\$1,286.65	2.3351	4.52%
<b>Total Cost:</b>			<b>\$28,434.47</b>	<b>\$0.00</b>	<b>\$28,434.47</b>		

For AUSTIN HIGH SCHOOL



Electricity	82.6%
Natural Gas	1.7%
Sewer	4.5%
Water	11.2%
<b>Total:</b>	<b>100.0%</b>

*Filters: Cost Center Name Not Equal To DoNotReport; Billing Period Equal To 201205All Meter CodesAll Group Names*

**elpaso**

Energy CAP

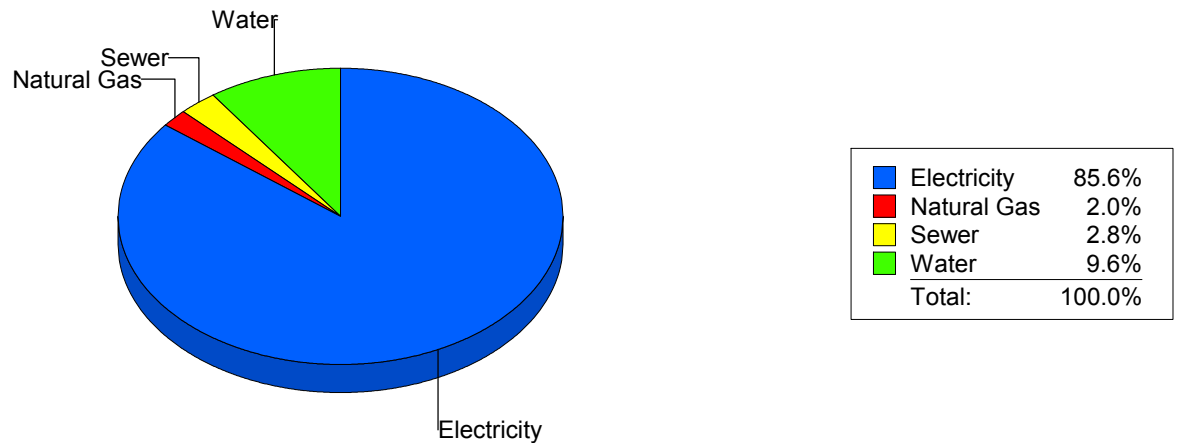
Cost Avoidance Program

**Cost Summary Graph**

Grouped by Energy Type

Energy Type	Use	Units	Meter Cost	Special Charges	Total Cost	Avg Unit Cost	% of Total Cost
<b>Site: BARRON - BARRON</b>							
Electricity	89,461	KWH	\$10,178.57	\$0.00	\$10,178.57	0.1138	85.60%
Natural Gas	402	CCF	\$239.38	\$0.00	\$239.38	0.5955	2.01%
Water	221	CCF	\$1,144.14	\$0.00	\$1,144.14	5.1771	9.62%
Sewer	66	CCF	\$328.71	\$0.00	\$328.71	4.9805	2.76%
<b>Total Cost:</b>			<b>\$11,890.80</b>	<b>\$0.00</b>	<b>\$11,890.80</b>		

For BARRON



*Filters: Cost Center Name Not Equal To DoNotReport; Billing Period Equal To 201205All Meter CodesAll Group Names*

**el Paso**

Energy CAP

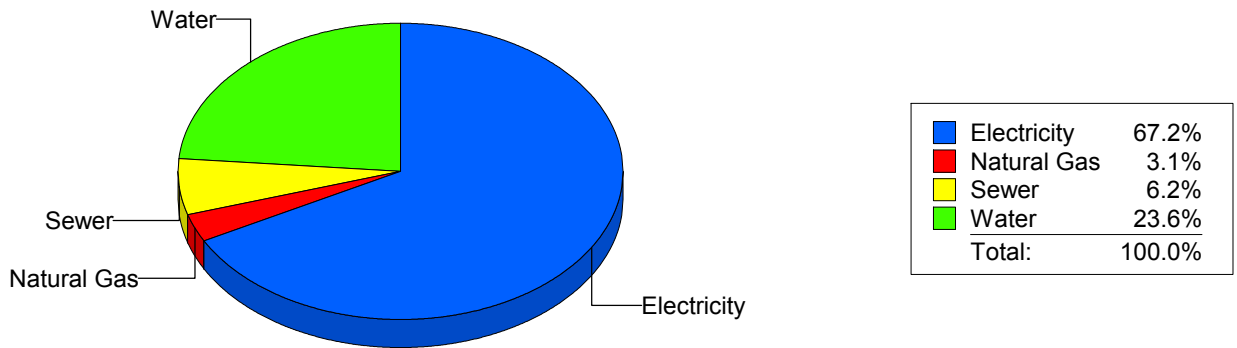
Cost Avoidance Program

**Cost Summary Graph**

Grouped by Energy Type

Energy Type	Use	Units	Meter Cost	Special Charges	Total Cost	Avg Unit Cost	% of Total Cost
<b>Site: BASSET MIDDLE SCHOOL - BASSET MIDDLE SCHOOL</b>							
Electricity	76,110	KWH	\$9,448.45	\$0.00	\$9,448.45	0.1241	67.19%
Natural Gas	778	CCF	\$435.41	\$0.00	\$435.41	0.5597	3.10%
Water	1,475	CCF	\$3,311.59	\$0.00	\$3,311.59	2.2451	23.55%
Sewer	553	CCF	\$866.17	\$0.00	\$866.17	1.5663	6.16%
<b>Total Cost:</b>			<b>\$14,061.62</b>	<b>\$0.00</b>	<b>\$14,061.62</b>		

For BASSET MIDDLE SCHOOL



*Filters: Cost Center Name Not Equal To DoNotReport; Billing Period Equal To 201205All Meter CodesAll Group Names*



**el Paso**

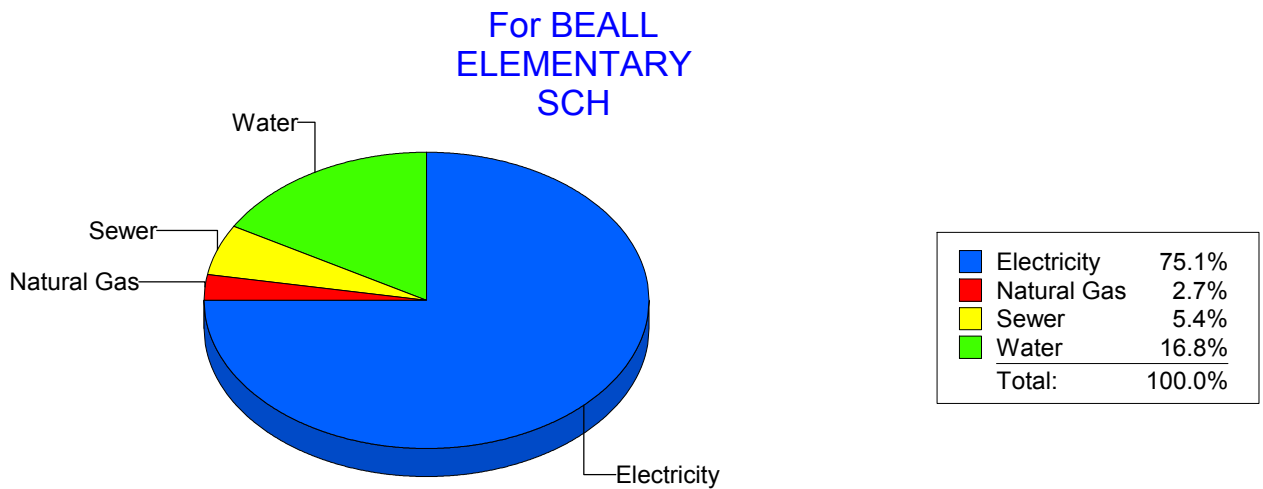
Energy CAP

Cost Avoidance Program

**Cost Summary Graph**

Grouped by Energy Type

Energy Type	Use	Units	Meter Cost	Special Charges	Total Cost	Avg Unit Cost	% of Total Cost
<b>Site: BEALL ELEMENTARY SCH - BEALL ELEMENTARY SCH</b>							
Electricity	29,232	KWH	\$3,513.82	\$0.00	\$3,513.82	0.1202	75.06%
Natural Gas	149	CCF	\$127.99	\$0.00	\$127.99	0.8590	2.73%
Water	260	CCF	\$784.95	\$0.00	\$784.95	3.0190	16.77%
Sewer	86	CCF	\$254.40	\$0.00	\$254.40	2.9581	5.43%
<b>Total Cost:</b>			<b>\$4,681.16</b>	<b>\$0.00</b>	<b>\$4,681.16</b>		



*Filters: Cost Center Name Not Equal To DoNotReport; Billing Period Equal To 201205All Meter CodesAll Group Names*

**elpaso**

Energy CAP

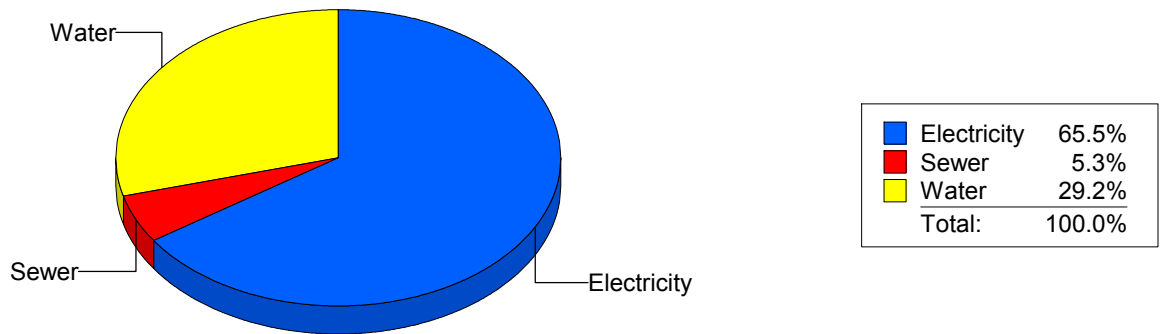
Cost Avoidance Program

**Cost Summary Graph**

Grouped by Energy Type

Energy Type	Use	Units	Meter Cost	Special Charges	Total Cost	Avg Unit Cost	% of Total Cost
<b>Site: BLISS ELEMENTARY - BLISS ELEMENTARY</b>							
Electricity	29,197	KWH	\$3,672.74	\$0.00	\$3,672.74	0.1258	65.53%
Water	479	CCF	\$1,633.94	\$0.00	\$1,633.94	3.4111	29.16%
Sewer	119	CCF	\$297.63	\$0.00	\$297.63	2.5011	5.31%
<b>Total Cost:</b>			<b>\$5,604.31</b>	<b>\$0.00</b>	<b>\$5,604.31</b>		

For BLISS ELEMENTARY



*Filters: Cost Center Name Not Equal To DoNotReport; Billing Period Equal To 201205All Meter CodesAll Group Names*

**elpaso**

Energy CAP

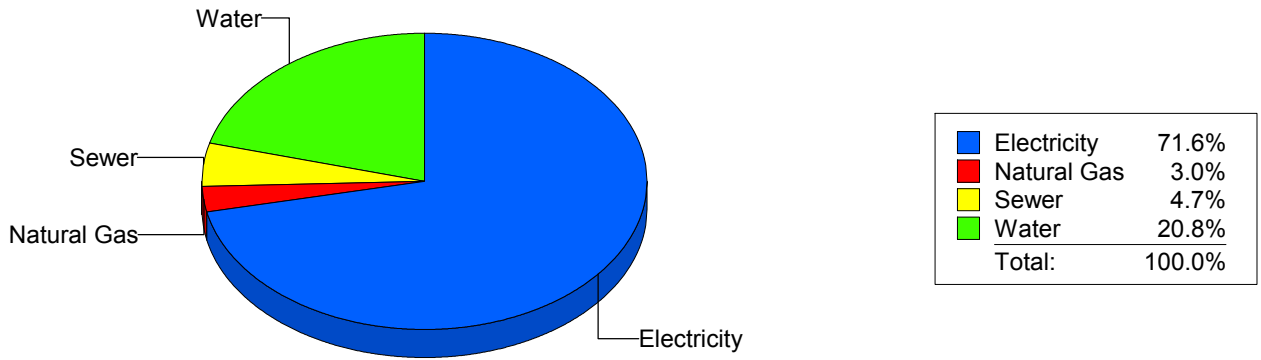
Cost Avoidance Program

**Cost Summary Graph**

Grouped by Energy Type

Energy Type	Use	Units	Meter Cost	Special Charges	Total Cost	Avg Unit Cost	% of Total Cost
<b>Site: BOND - BOND ELEMENTARY</b>							
Electricity	33,916	KWH	\$5,018.40	\$0.00	\$5,018.40	0.1480	71.56%
Natural Gas	333	CCF	\$208.97	\$0.00	\$208.97	0.6275	2.98%
Water	377	CCF	\$1,459.33	\$0.00	\$1,459.33	3.8709	20.81%
Sewer	79	CCF	\$326.37	\$0.00	\$326.37	4.1313	4.65%
<b>Total Cost:</b>			<b>\$7,013.07</b>	<b>\$0.00</b>	<b>\$7,013.07</b>		

For BOND ELEMENTARY



*Filters: Cost Center Name Not Equal To DoNotReport; Billing Period Equal To 201205All Meter CodesAll Group Names*

**el paso**

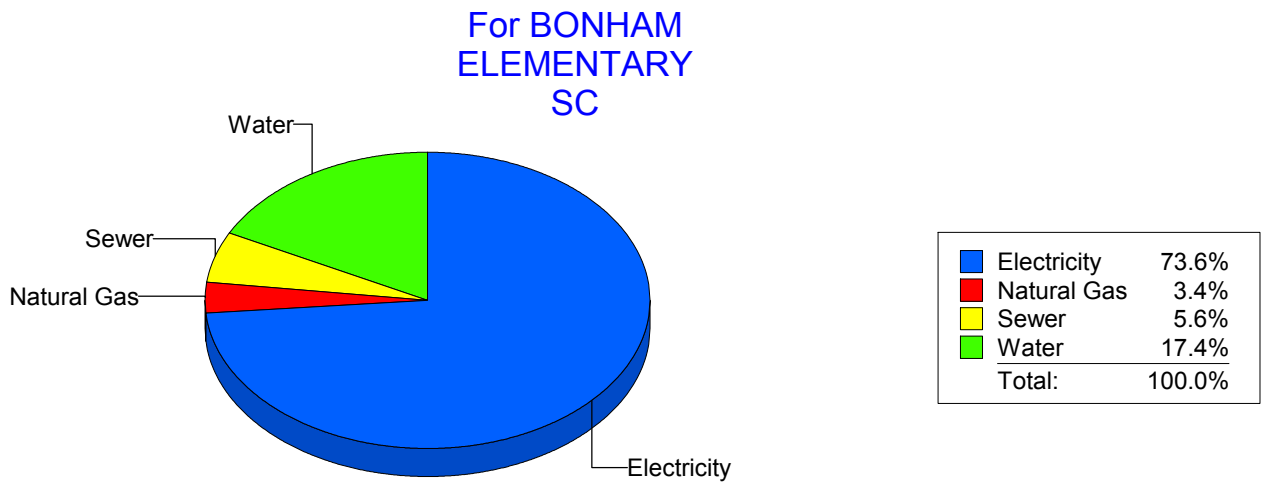
Energy CAP

Cost Avoidance Program

**Cost Summary Graph**

Grouped by Energy Type

Energy Type	Use	Units	Meter Cost	Special Charges	Total Cost	Avg Unit Cost	% of Total Cost
<b>Site: BONHAM ELEMENTARY SC - BONHAM ELEMENTARY SC</b>							
Electricity	27,620	KWH	\$4,134.39	\$0.00	\$4,134.39	0.1497	73.61%
Natural Gas	296	CCF	\$192.71	\$0.00	\$192.71	0.6510	3.43%
Water	385	CCF	\$975.19	\$0.00	\$975.19	2.5330	17.36%
Sewer	144	CCF	\$314.12	\$0.00	\$314.12	2.1814	5.59%
<b>Total Cost:</b>			<b>\$5,616.41</b>	<b>\$0.00</b>	<b>\$5,616.41</b>		



*Filters: Cost Center Name Not Equal To DoNotReport; Billing Period Equal To 201205All Meter CodesAll Group Names*

**el Paso**

Energy CAP

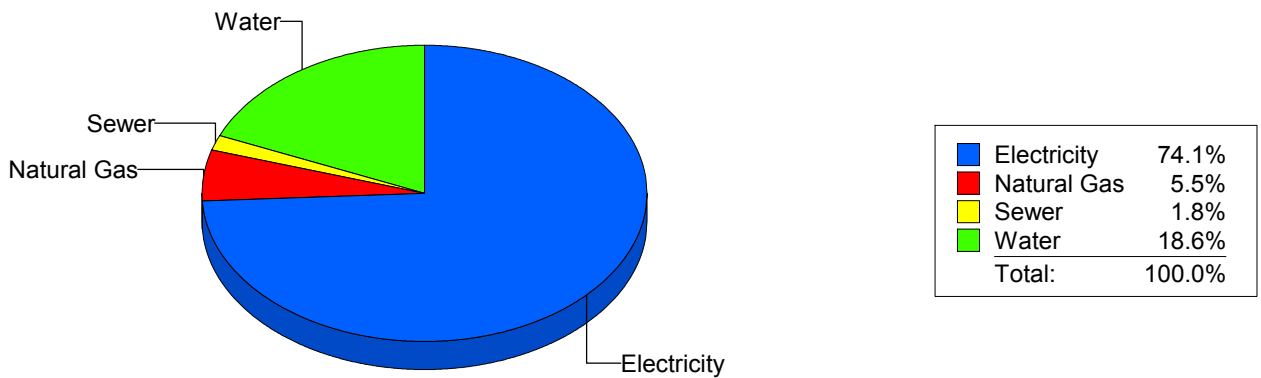
Cost Avoidance Program

**Cost Summary Graph**

Grouped by Energy Type

Energy Type	Use	Units	Meter Cost	Special Charges	Total Cost	Avg Unit Cost	% of Total Cost
<b>Site: BOWIE HIGH SCHOOL - BOWIE HIGH SCHOOL</b>							
Electricity	335,322	KWH	\$34,419.63	\$0.00	\$34,419.63	0.1026	74.10%
Natural Gas	6,021	CCF	\$2,563.69	\$0.00	\$2,563.69	0.4258	5.52%
Water	5,272	CCF	\$8,618.40	\$0.00	\$8,618.40	1.6347	18.55%
Sewer	325	CCF	\$849.91	\$0.00	\$849.91	2.6151	1.83%
<b>Total Cost:</b>			<b>\$46,451.63</b>	<b>\$0.00</b>	<b>\$46,451.63</b>		

For BOWIE HIGH SCHOOL



*Filters: Cost Center Name Not Equal To DoNotReport; Billing Period Equal To 201205All Meter CodesAll Group Names*

**elpaso**

Energy CAP

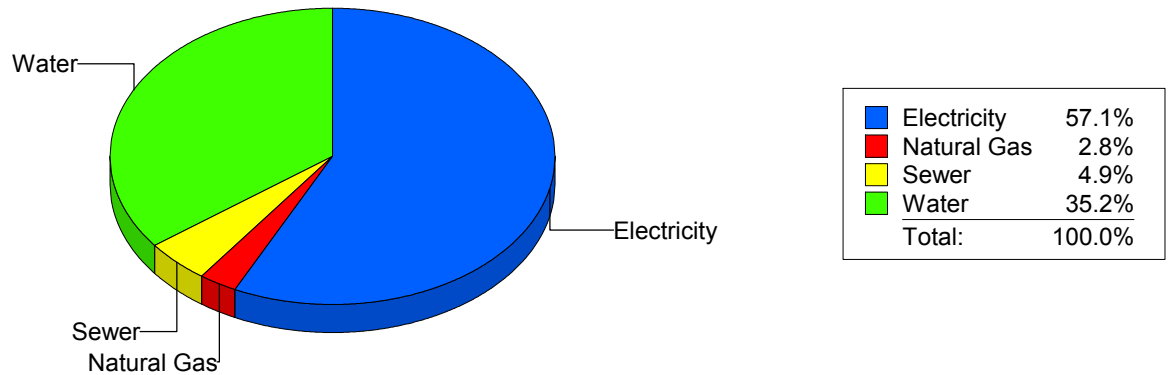
Cost Avoidance Program

**Cost Summary Graph**

Grouped by Energy Type

Energy Type	Use	Units	Meter Cost	Special Charges	Total Cost	Avg Unit Cost	% of Total Cost
<b>Site: BRADLEY ELEMENTARY - BRADLEY ELEMENTARY</b>							
Electricity	29,100	KWH	\$4,056.52	\$0.00	\$4,056.52	0.1394	57.11%
Natural Gas	391	CCF	\$197.52	\$0.00	\$197.52	0.5052	2.78%
Water	610	CCF	\$2,498.21	\$0.00	\$2,498.21	4.0954	35.17%
Sewer	101	CCF	\$350.62	\$0.00	\$350.62	3.4715	4.94%
<b>Total Cost:</b>			<b>\$7,102.87</b>	<b>\$0.00</b>	<b>\$7,102.87</b>		

For BRADLEY ELEMENTARY



*Filters: Cost Center Name Not Equal To DoNotReport; Billing Period Equal To 201205All Meter CodesAll Group Names*

**elpaso**

Energy CAP

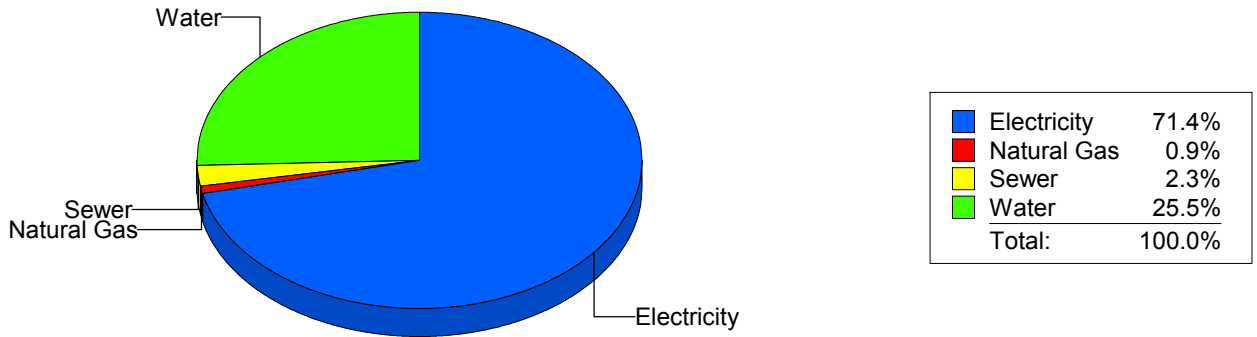
Cost Avoidance Program

**Cost Summary Graph**

Grouped by Energy Type

Energy Type	Use	Units	Meter Cost	Special Charges	Total Cost	Avg Unit Cost	% of Total Cost
<b>Site: BROWN MIDDLE SCHOOL - BROWN MIDDLE SCHOOL</b>							
Electricity	128,800	KWH	\$13,664.58	\$0.00	\$13,664.58	0.1061	71.37%
Natural Gas	321	CCF	\$166.68	\$0.00	\$166.68	0.5193	0.87%
Water	1,174	CCF	\$4,881.31	\$0.00	\$4,881.31	4.1578	25.49%
Sewer	165	CCF	\$434.46	\$0.00	\$434.46	2.6331	2.27%
<b>Total Cost:</b>			<b>\$19,147.03</b>	<b>\$0.00</b>	<b>\$19,147.03</b>		

For BROWN MIDDLE SCHOOL



*Filters: Cost Center Name Not Equal To DoNotReport; Billing Period Equal To 201205All Meter CodesAll Group Names*

**el Paso**

Energy CAP

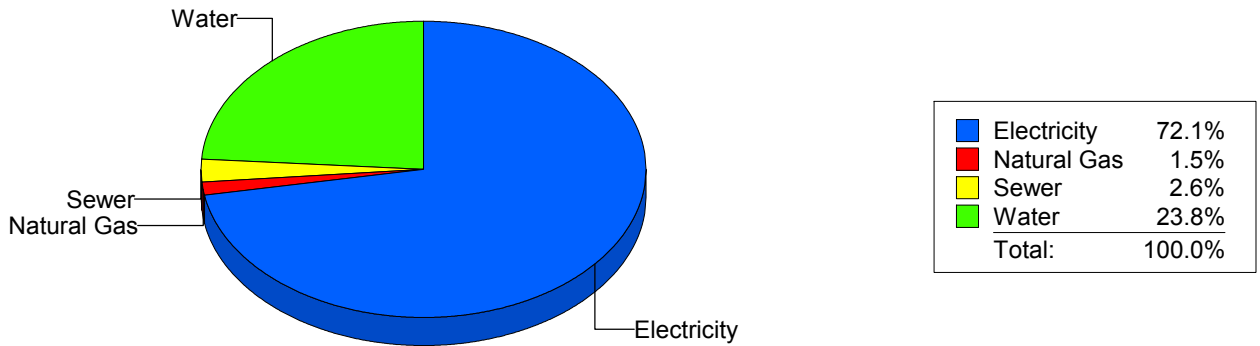
Cost Avoidance Program

**Cost Summary Graph**

Grouped by Energy Type

Energy Type	Use	Units	Meter Cost	Special Charges	Total Cost	Avg Unit Cost	% of Total Cost
<b>Site: BURGESS HIGH SCHOOL - BURGESS HIGH SCHOOL</b>							
Electricity	142,751	KWH	\$17,129.28	\$0.00	\$17,129.28	0.1200	72.09%
Natural Gas	588	CCF	\$355.82	\$0.00	\$355.82	0.6051	1.50%
Water	1,521	CCF	\$5,663.03	\$0.00	\$5,663.03	3.7232	23.83%
Sewer	194	CCF	\$614.19	\$0.00	\$614.19	3.1659	2.58%
<b>Total Cost:</b>			<b>\$23,762.32</b>	<b>\$0.00</b>	<b>\$23,762.32</b>		

For BURGESS HIGH SCHOOL



*Filters: Cost Center Name Not Equal To DoNotReport; Billing Period Equal To 201205All Meter CodesAll Group Names*



**elpaso**

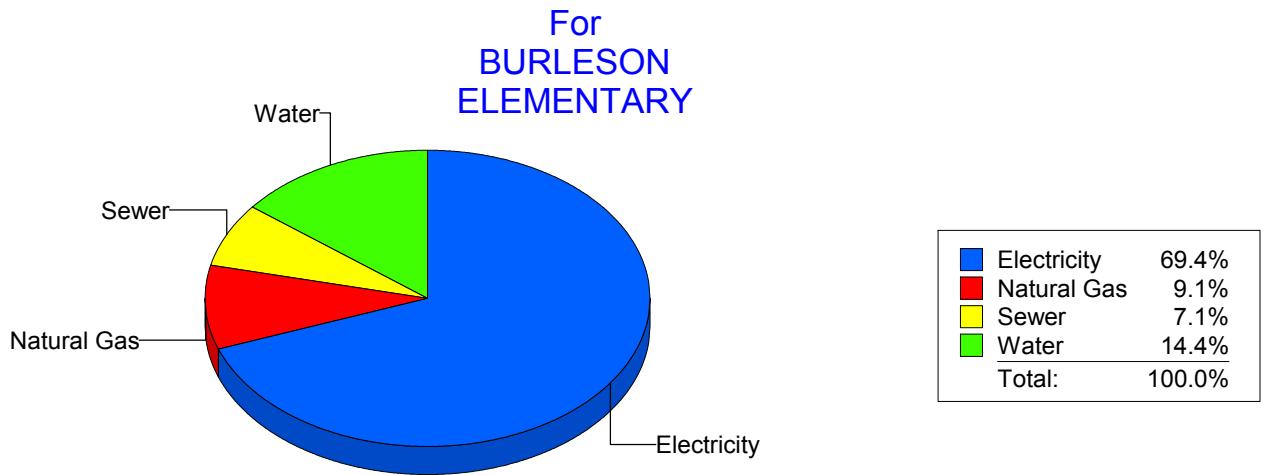
Energy CAP

Cost Avoidance Program

**Cost Summary Graph**

Grouped by Energy Type

Energy Type	Use	Units	Meter Cost	Special Charges	Total Cost	Avg Unit Cost	% of Total Cost
<b>Site: BURLESON ELEMENTARY - BURLESON ELEMENTARY</b>							
Electricity	28,548	KWH	\$3,376.83	\$0.00	\$3,376.83	0.1183	69.40%
Natural Gas	728	CCF	\$442.83	\$0.00	\$442.83	0.6083	9.10%
Water	376	CCF	\$700.71	\$0.00	\$700.71	1.8636	14.40%
Sewer	166	CCF	\$345.68	\$0.00	\$345.68	2.0824	7.10%
<b>Total Cost:</b>			<b>\$4,866.05</b>	<b>\$0.00</b>	<b>\$4,866.05</b>		



*Filters: Cost Center Name Not Equal To DoNotReport; Billing Period Equal To 201205All Meter CodesAll Group Names*

**el paso**

Energy CAP

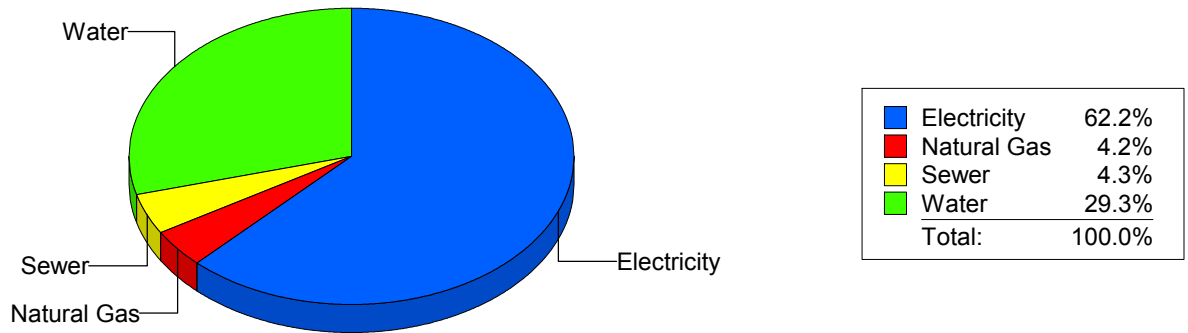
Cost Avoidance Program

**Cost Summary Graph**

Grouped by Energy Type

Energy Type	Use	Units	Meter Cost	Special Charges	Total Cost	Avg Unit Cost	% of Total Cost
<b>Site: BURNET ELEMENTARY - BURNET ELEMENTARY</b>							
Electricity	29,108	KWH	\$3,715.10	\$0.00	\$3,715.10	0.1276	62.18%
Natural Gas	354	CCF	\$251.25	\$0.00	\$251.25	0.7097	4.21%
Water	470	CCF	\$1,750.39	\$0.00	\$1,750.39	3.7242	29.30%
Sewer	99	CCF	\$257.91	\$0.00	\$257.91	2.6052	4.32%
<b>Total Cost:</b>			<b>\$5,974.65</b>	<b>\$0.00</b>	<b>\$5,974.65</b>		

For BURNET ELEMENTARY



*Filters: Cost Center Name Not Equal To DoNotReport; Billing Period Equal To 201205All Meter CodesAll Group Names*

**elpaso**

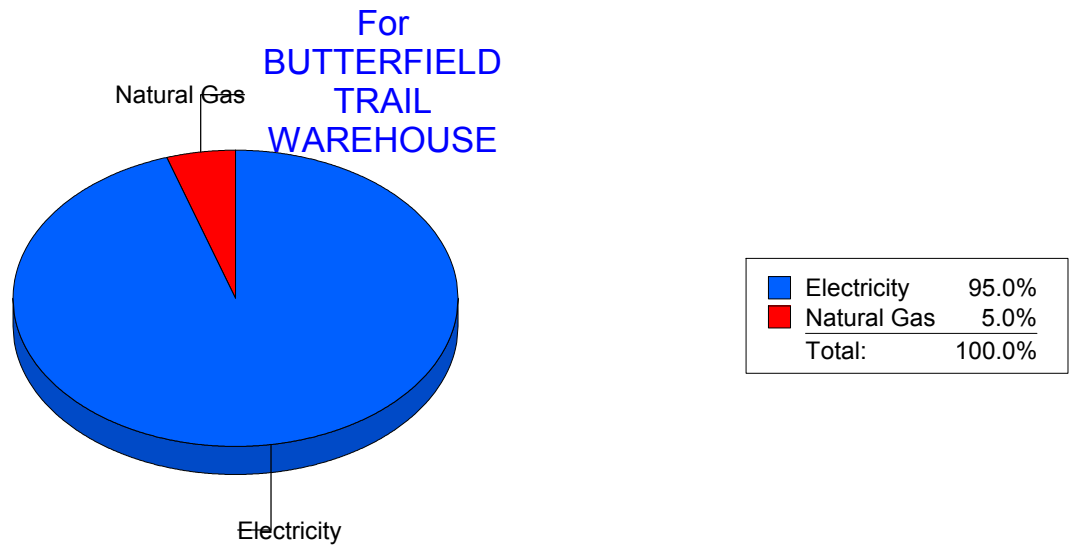
Energy CAP

Cost Avoidance Program

**Cost Summary Graph**

Grouped by Energy Type

Energy Type	Use	Units	Meter Cost	Special Charges	Total Cost	Avg Unit Cost	% of Total Cost
<b>Site: BUTTERFIELDTRAILWAREHOUSE - BUTTERFIELD TRAIL WAREHOUSE</b>							
Electricity	4,900	KWH	\$696.64	\$0.00	\$696.64	0.1422	94.95%
Natural Gas	0	CCF	\$37.02	\$0.00	\$37.02	0.0000	5.05%
<b>Total Cost:</b>			<b>\$733.66</b>	<b>\$0.00</b>	<b>\$733.66</b>		



*Filters: Cost Center Name Not Equal To DoNotReport; Billing Period Equal To 201205All Meter CodesAll Group Names*

**elpaso**

Energy CAP

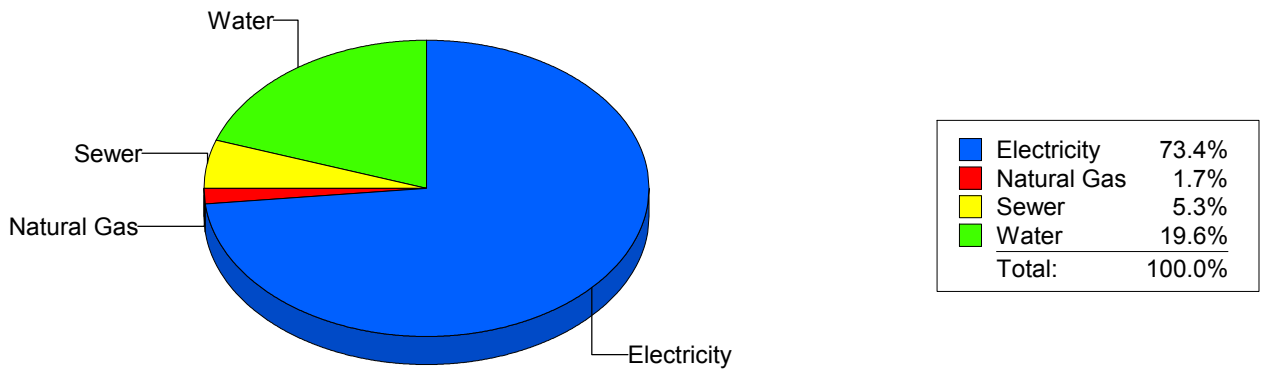
Cost Avoidance Program

**Cost Summary Graph**

Grouped by Energy Type

Energy Type	Use	Units	Meter Cost	Special Charges	Total Cost	Avg Unit Cost	% of Total Cost
<b>Site: CANYON HILLS MIDDLE - CANYON HILLS MIDDLE</b>							
Electricity	83,438	KWH	\$9,746.96	\$0.00	\$9,746.96	0.1168	73.39%
Natural Gas	384	CCF	\$225.35	\$0.00	\$225.35	0.5868	1.70%
Water	746	CCF	\$2,606.63	\$0.00	\$2,606.63	3.4941	19.63%
Sewer	202	CCF	\$701.24	\$0.00	\$701.24	3.4715	5.28%
<b>Total Cost:</b>			<b>\$13,280.18</b>	<b>\$0.00</b>	<b>\$13,280.18</b>		

For CANYON HILLS MIDDLE



*Filters: Cost Center Name Not Equal To DoNotReport; Billing Period Equal To 201205All Meter CodesAll Group Names*

**elpaso**

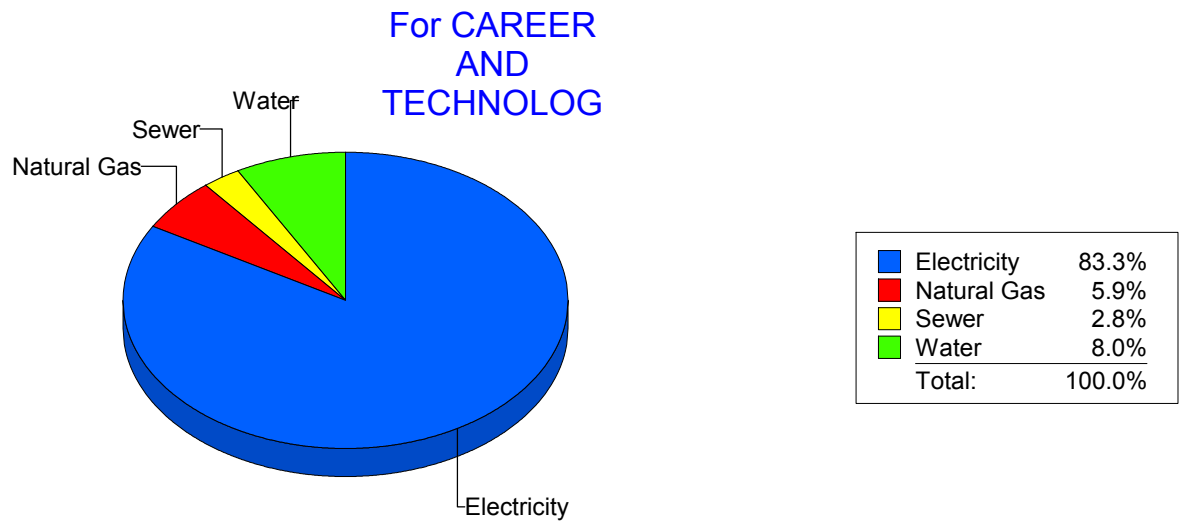
Energy CAP

Cost Avoidance Program

**Cost Summary Graph**

Grouped by Energy Type

Energy Type	Use	Units	Meter Cost	Special Charges	Total Cost	Avg Unit Cost	% of Total Cost
<b>Site: CAREER AND TECHNOLOG - CAREER AND TECHNOLOG</b>							
Electricity	118,467	KWH	\$13,197.48	\$0.00	\$13,197.48	0.1114	83.30%
Natural Gas	2,151	CCF	\$938.65	\$0.00	\$938.65	0.4364	5.92%
Water	394	CCF	\$1,263.84	\$0.00	\$1,263.84	3.2077	7.98%
Sewer	192	CCF	\$444.22	\$0.00	\$444.22	2.3136	2.80%
<b>Total Cost:</b>			<b>\$15,844.19</b>	<b>\$0.00</b>	<b>\$15,844.19</b>		



*Filters: Cost Center Name Not Equal To DoNotReport; Billing Period Equal To 201205All Meter CodesAll Group Names*

**elpaso**

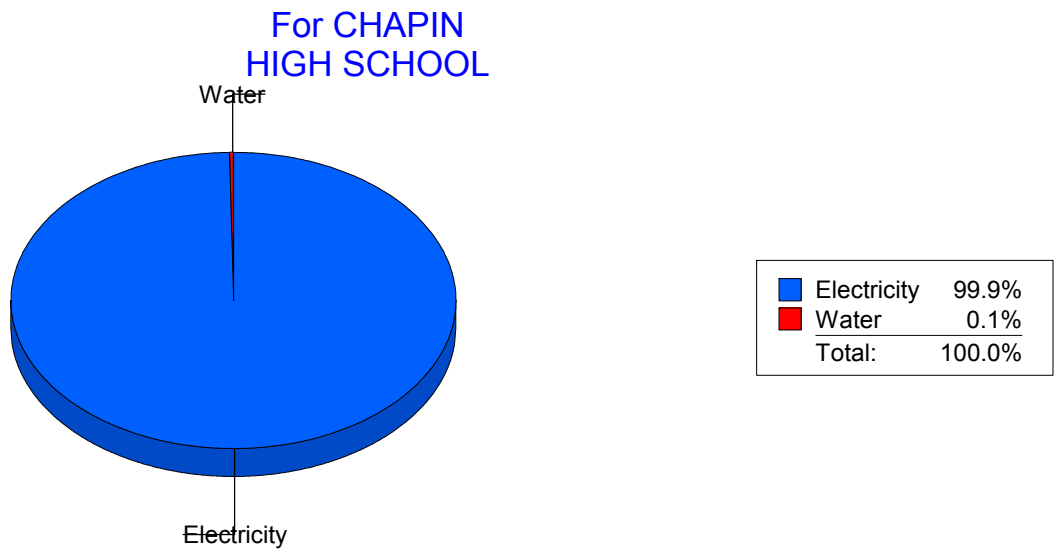
Energy CAP

Cost Avoidance Program

**Cost Summary Graph**

Grouped by Energy Type

Energy Type	Use	Units	Meter Cost	Special Charges	Total Cost	Avg Unit Cost	% of Total Cost
<b>Site: CHAPIN HIGH SCHOOL - CHAPIN HIGH SCHOOL</b>							
Electricity	281,439	KWH	\$31,866.93	\$0.00	\$31,866.93	0.1132	99.86%
Water	0	CCF	\$44.96	\$0.00	\$44.96	0.0000	0.14%
<b>Total Cost:</b>			<b>\$31,911.89</b>	<b>\$0.00</b>	<b>\$31,911.89</b>		



*Filters: Cost Center Name Not Equal To DoNotReport; Billing Period Equal To 201205All Meter CodesAll Group Names*

**elpaso**

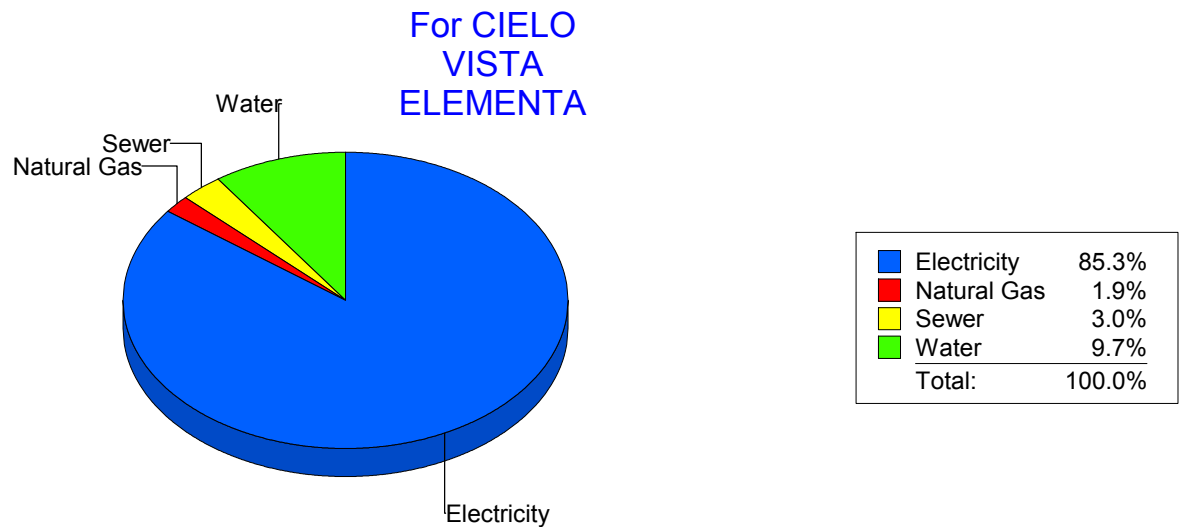
Energy CAP

Cost Avoidance Program

**Cost Summary Graph**

Grouped by Energy Type

Energy Type	Use	Units	Meter Cost	Special Charges	Total Cost	Avg Unit Cost	% of Total Cost
<b>Site: CIELO VISTA ELEMENTA - CIELO VISTA ELEMENTA</b>							
Electricity	53,080	KWH	\$7,264.63	\$0.00	\$7,264.63	0.1369	85.33%
Natural Gas	235	CCF	\$165.86	\$0.00	\$165.86	0.7058	1.95%
Water	324	CCF	\$827.29	\$0.00	\$827.29	2.5534	9.72%
Sewer	87	CCF	\$255.71	\$0.00	\$255.71	2.9392	3.00%
<b>Total Cost:</b>			<b>\$8,513.49</b>	<b>\$0.00</b>	<b>\$8,513.49</b>		



*Filters: Cost Center Name Not Equal To DoNotReport; Billing Period Equal To 201205All Meter CodesAll Group Names*

**elpaso**

Energy CAP

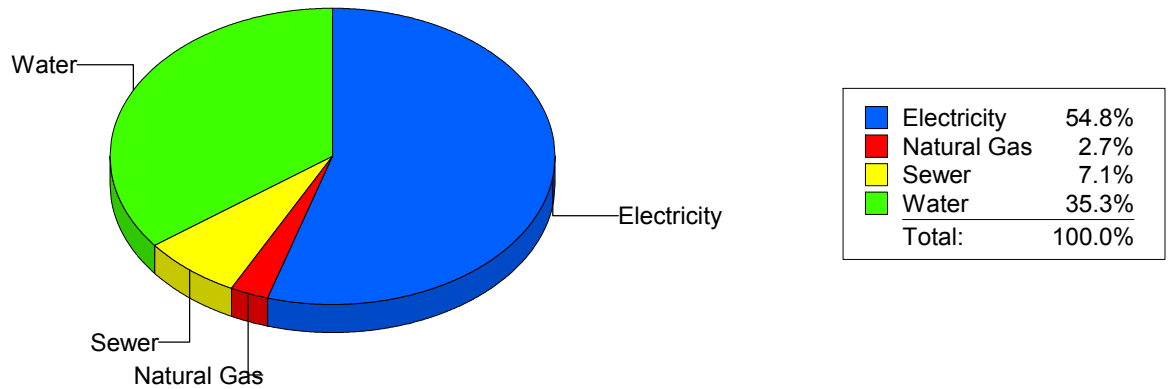
Cost Avoidance Program

**Cost Summary Graph**

Grouped by Energy Type

Energy Type	Use	Units	Meter Cost	Special Charges	Total Cost	Avg Unit Cost	% of Total Cost
Site: CLARDY ELEMENTARY SC - CLARDY ELEMENTARY SC							
Electricity	31,760	KWH	\$4,104.66	\$0.00	\$4,104.66	0.1292	54.85%
Natural Gas	320	CCF	\$203.27	\$0.00	\$203.27	0.6352	2.72%
Water	867	CCF	\$2,642.64	\$0.00	\$2,642.64	3.0480	35.31%
Sewer	250	CCF	\$533.35	\$0.00	\$533.35	2.1334	7.13%
<b>Total Cost:</b>			<b>\$7,483.92</b>	<b>\$0.00</b>	<b>\$7,483.92</b>		

For CLARDY  
ELEMENTARY  
SC



*Filters: Cost Center Name Not Equal To DoNotReport; Billing Period Equal To 201205All Meter CodesAll Group Names*



**el paso**

Energy CAP

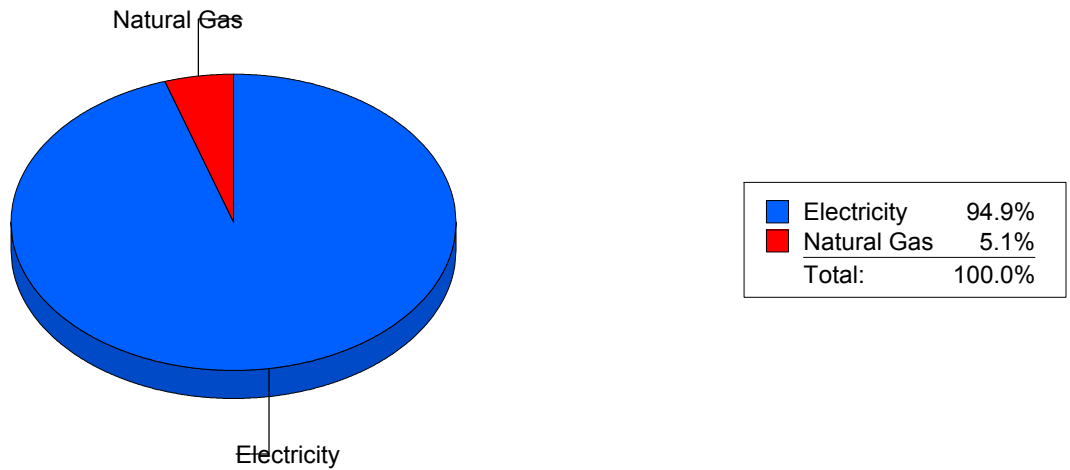
Cost Avoidance Program

**Cost Summary Graph**

Grouped by Energy Type

Energy Type	Use	Units	Meter Cost	Special Charges	Total Cost	Avg Unit Cost	% of Total Cost
<b>Site: CLENDININ - CLENDININ</b>							
Electricity	56,250	KWH	\$7,325.01	\$0.00	\$7,325.01	0.1302	94.93%
Natural Gas	848	CCF	\$391.60	\$0.00	\$391.60	0.4618	5.07%
<b>Total Cost:</b>			<b>\$7,716.61</b>	<b>\$0.00</b>	<b>\$7,716.61</b>		

For CLENDININ



*Filters: Cost Center Name Not Equal To DoNotReport; Billing Period Equal To 201205All Meter CodesAll Group Names*

**elpaso**

Energy CAP

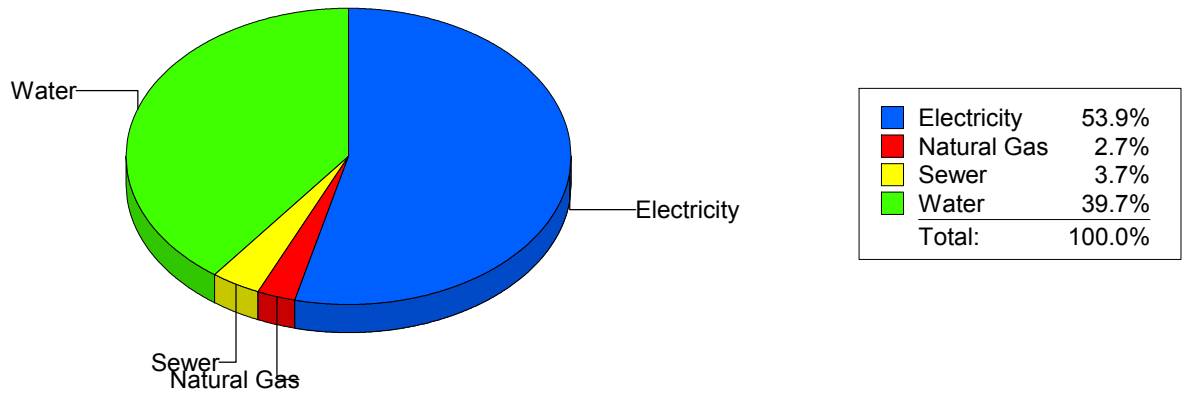
Cost Avoidance Program

**Cost Summary Graph**

Grouped by Energy Type

Energy Type	Use	Units	Meter Cost	Special Charges	Total Cost	Avg Unit Cost	% of Total Cost
<b>Site: COLDWELL INTERMEDIAT - COLDWELL INTERMEDIAT</b>							
Electricity	35,032	KWH	\$4,199.16	\$0.00	\$4,199.16	0.1199	53.89%
Natural Gas	251	CCF	\$209.91	\$0.00	\$209.91	0.8363	2.69%
Water	699	CCF	\$3,091.36	\$0.00	\$3,091.36	4.4225	39.67%
Sewer	86	CCF	\$291.84	\$0.00	\$291.84	3.3935	3.75%
<b>Total Cost:</b>			<b>\$7,792.27</b>	<b>\$0.00</b>	<b>\$7,792.27</b>		

For  
COLDWELL  
INTERMEDIAT



*Filters: Cost Center Name Not Equal To DoNotReport; Billing Period Equal To 201205All Meter CodesAll Group Names*

**el Paso**

Energy CAP

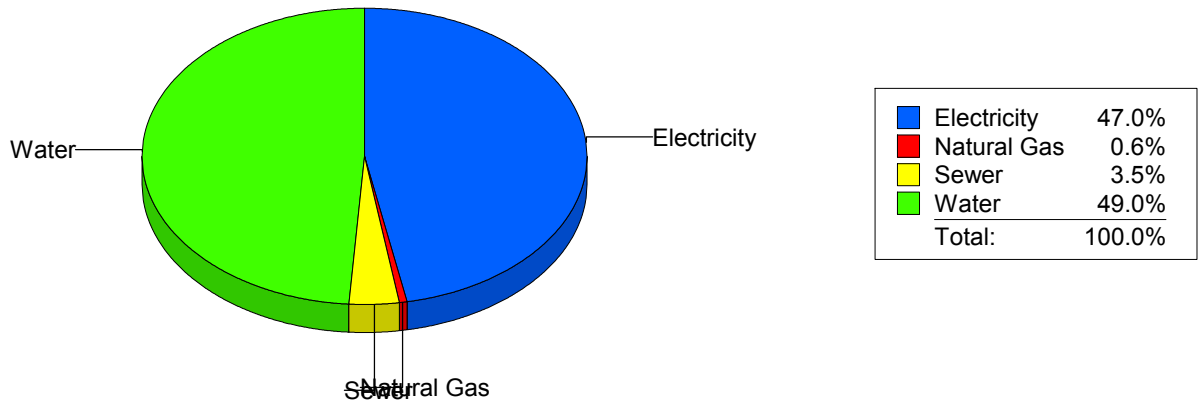
Cost Avoidance Program

**Cost Summary Graph**

Grouped by Energy Type

Energy Type	Use	Units	Meter Cost	Special Charges	Total Cost	Avg Unit Cost	% of Total Cost
<b>Site: COLLINS ELEMENTARY - COLLINS ELEMENTARY</b>							
Electricity	49,114	KWH	\$5,970.00	\$0.00	\$5,970.00	0.1216	46.97%
Natural Gas	12	CCF	\$77.91	\$0.00	\$77.91	6.4925	0.61%
Water	1,538	CCF	\$6,221.58	\$0.00	\$6,221.58	4.0452	48.95%
Sewer	228	CCF	\$440.42	\$0.00	\$440.42	1.9317	3.47%
<b>Total Cost:</b>			<b>\$12,709.91</b>	<b>\$0.00</b>	<b>\$12,709.91</b>		

For COLLINS ELEMENTARY



*Filters: Cost Center Name Not Equal To DoNotReport; Billing Period Equal To 201205All Meter CodesAll Group Names*

**elpaso**

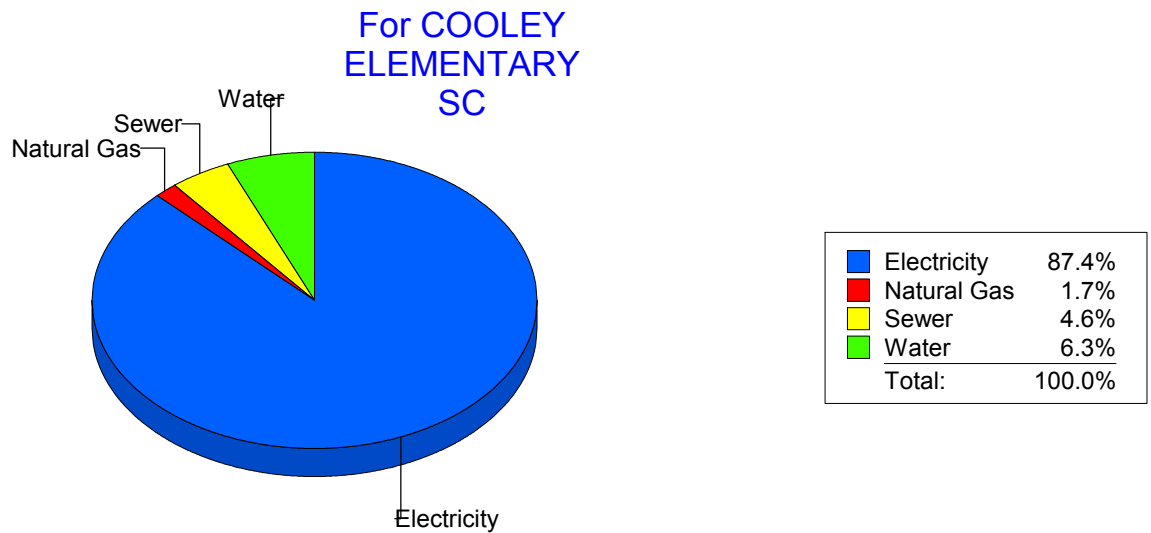
Energy CAP

Cost Avoidance Program

**Cost Summary Graph**

Grouped by Energy Type

Energy Type	Use	Units	Meter Cost	Special Charges	Total Cost	Avg Unit Cost	% of Total Cost
<b>Site: COOLEY ELEMENTARY SC - COOLEY ELEMENTARY SC</b>							
Electricity	99,600	KWH	\$11,022.12	\$0.00	\$11,022.12	0.1107	87.38%
Natural Gas	340	CCF	\$212.08	\$0.00	\$212.08	0.6238	1.68%
Water	251	CCF	\$798.33	\$0.00	\$798.33	3.1806	6.33%
Sewer	150	CCF	\$581.53	\$0.00	\$581.53	3.8769	4.61%
<b>Total Cost:</b>			<b>\$12,614.06</b>	<b>\$0.00</b>	<b>\$12,614.06</b>		



*Filters: Cost Center Name Not Equal To DoNotReport; Billing Period Equal To 201205All Meter CodesAll Group Names*

**elpaso**

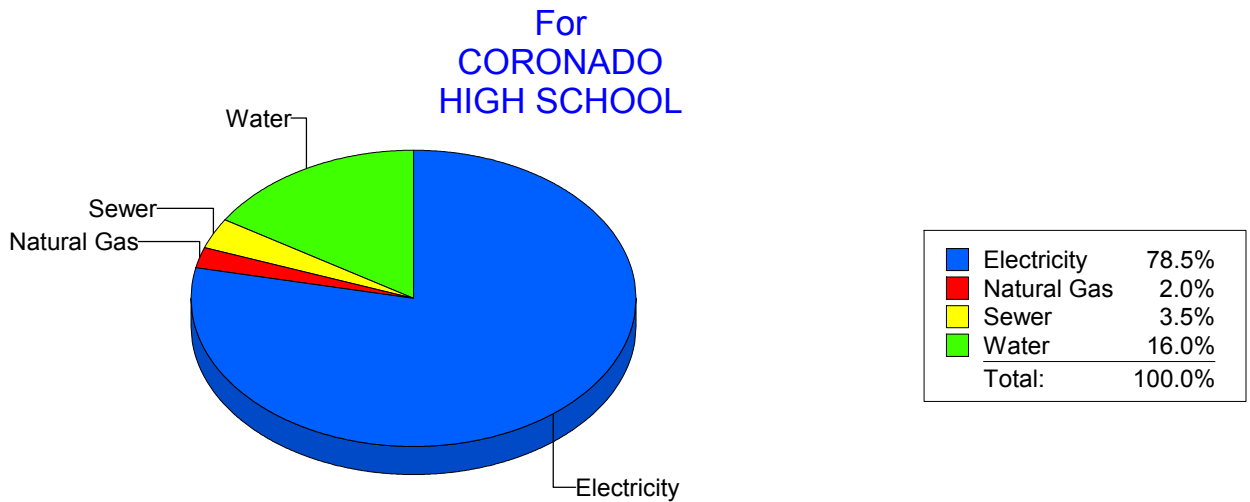
Energy CAP

Cost Avoidance Program

**Cost Summary Graph**

Grouped by Energy Type

Energy Type	Use	Units	Meter Cost	Special Charges	Total Cost	Avg Unit Cost	% of Total Cost
<b>Site: CORONADO HIGH SCHOOL - CORONADO HIGH SCHOOL</b>							
Electricity	279,624	KWH	\$33,291.54	\$0.00	\$33,291.54	0.1191	78.46%
Natural Gas	1,749	CCF	\$840.56	\$0.00	\$840.56	0.4806	1.98%
Water	4,441	CCF	\$6,803.42	\$0.00	\$6,803.42	1.5320	16.03%
Sewer	909	CCF	\$1,494.03	\$0.00	\$1,494.03	1.6436	3.52%
<b>Total Cost:</b>			<b>\$42,429.55</b>	<b>\$0.00</b>	<b>\$42,429.55</b>		



*Filters: Cost Center Name Not Equal To DoNotReport; Billing Period Equal To 201205All Meter CodesAll Group Names*

**elpaso**

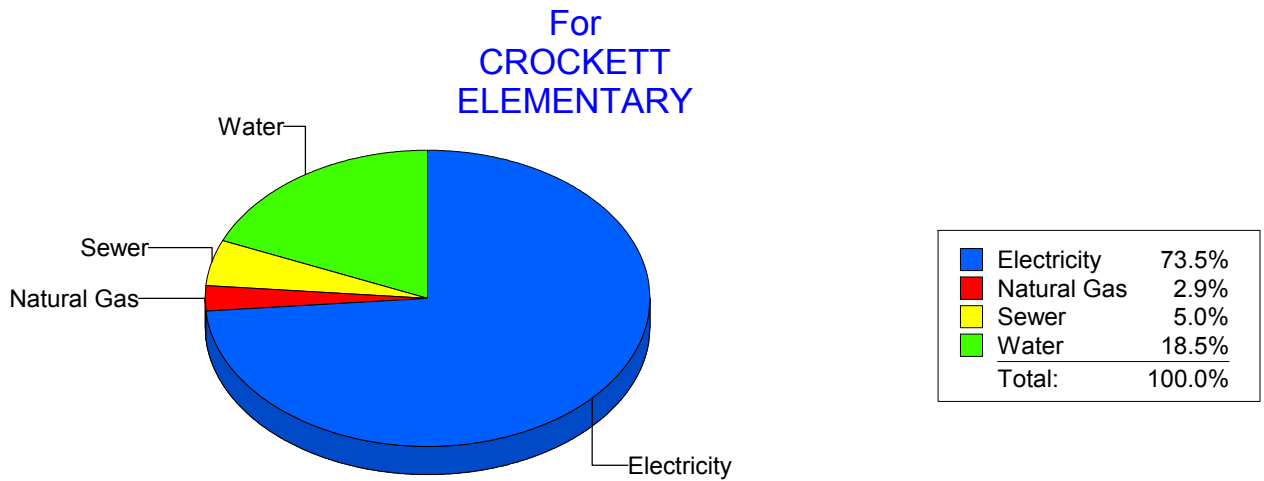
Energy CAP

Cost Avoidance Program

**Cost Summary Graph**

Grouped by Energy Type

Energy Type	Use	Units	Meter Cost	Special Charges	Total Cost	Avg Unit Cost	% of Total Cost
<b>Site: CROCKETT - CROCKETT ELEMENTARY</b>							
Electricity	34,000	KWH	\$4,323.05	\$0.00	\$4,323.05	0.1271	73.55%
Natural Gas	331	CCF	\$171.09	\$0.00	\$171.09	0.5169	2.91%
Water	364	CCF	\$1,087.90	\$0.00	\$1,087.90	2.9887	18.51%
Sewer	128	CCF	\$295.90	\$0.00	\$295.90	2.3117	5.03%
<b>Total Cost:</b>			<b>\$5,877.94</b>	<b>\$0.00</b>	<b>\$5,877.94</b>		



*Filters: Cost Center Name Not Equal To DoNotReport; Billing Period Equal To 201205All Meter CodesAll Group Names*

**elpaso**

Energy CAP

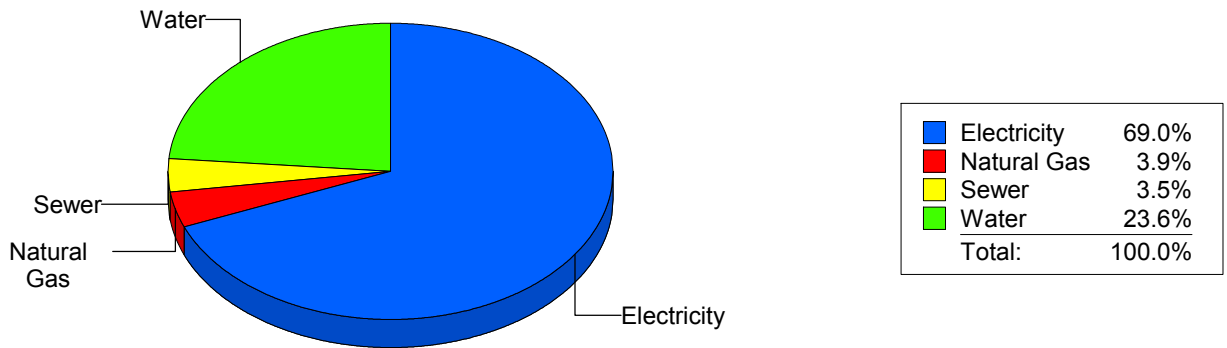
Cost Avoidance Program

**Cost Summary Graph**

Grouped by Energy Type

Energy Type	Use	Units	Meter Cost	Special Charges	Total Cost	Avg Unit Cost	% of Total Cost
<b>Site: CROSBY ELEMENTARY - CROSBY ELEMENTARY</b>							
Electricity	38,163	KWH	\$4,851.97	\$0.00	\$4,851.97	0.1271	69.00%
Natural Gas	479	CCF	\$273.28	\$0.00	\$273.28	0.5705	3.89%
Water	445	CCF	\$1,660.73	\$0.00	\$1,660.73	3.7320	23.62%
Sewer	90	CCF	\$246.12	\$0.00	\$246.12	2.7347	3.50%
<b>Total Cost:</b>			<b>\$7,032.10</b>	<b>\$0.00</b>	<b>\$7,032.10</b>		

For CROSBY ELEMENTARY



*Filters: Cost Center Name Not Equal To DoNotReport; Billing Period Equal To 201205All Meter CodesAll Group Names*

**elpaso**

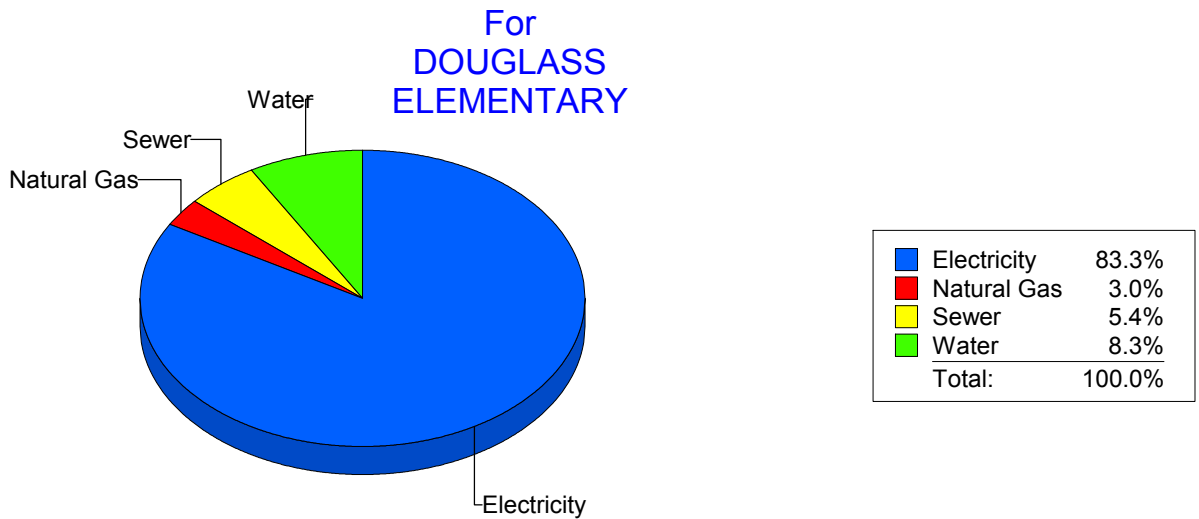
Energy CAP

Cost Avoidance Program

**Cost Summary Graph**

Grouped by Energy Type

Energy Type	Use	Units	Meter Cost	Special Charges	Total Cost	Avg Unit Cost	% of Total Cost
<b>Site: DOUGLASS ELEMENTARY - DOUGLASS ELEMENTARY</b>							
Electricity	43,103	KWH	\$5,089.51	\$0.00	\$5,089.51	0.1181	83.26%
Natural Gas	281	CCF	\$185.42	\$0.00	\$185.42	0.6599	3.03%
Water	213	CCF	\$505.17	\$0.00	\$505.17	2.3717	8.26%
Sewer	119	CCF	\$332.71	\$0.00	\$332.71	2.7959	5.44%
<b>Total Cost:</b>			<b>\$6,112.81</b>	<b>\$0.00</b>	<b>\$6,112.81</b>		



*Filters: Cost Center Name Not Equal To DoNotReport; Billing Period Equal To 201205All Meter CodesAll Group Names*



**el paso**

Energy CAP

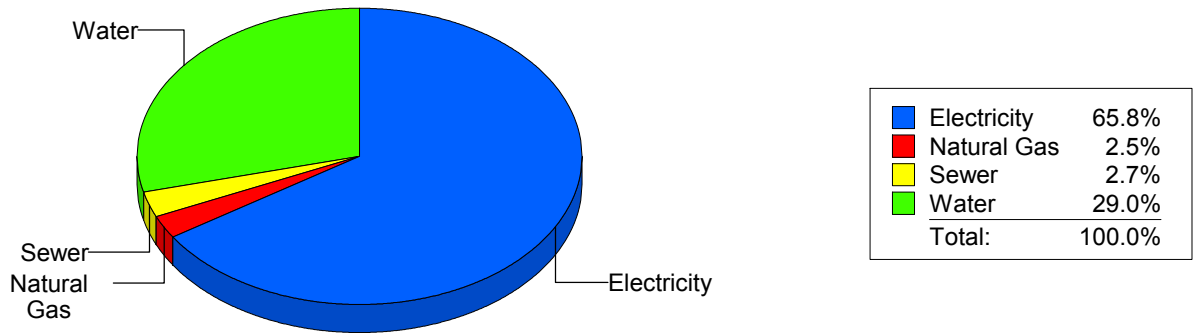
Cost Avoidance Program

**Cost Summary Graph**

Grouped by Energy Type

Energy Type	Use	Units	Meter Cost	Special Charges	Total Cost	Avg Unit Cost	% of Total Cost
Site: DOWELL ELEMENTARY - DOWELL ELEMENTARY							
Electricity	25,642	KWH	\$3,455.20	\$0.00	\$3,455.20	0.1347	65.79%
Natural Gas	246	CCF	\$133.47	\$0.00	\$133.47	0.5426	2.54%
Water	635	CCF	\$1,522.16	\$0.00	\$1,522.16	2.3971	28.98%
Sewer	69	CCF	\$141.35	\$0.00	\$141.35	2.0486	2.69%
<b>Total Cost:</b>			<b>\$5,252.18</b>	<b>\$0.00</b>	<b>\$5,252.18</b>		

For DOWELL ELEMENTARY



*Filters: Cost Center Name Not Equal To DoNotReport; Billing Period Equal To 201205All Meter CodesAll Group Names*

**elpaso**

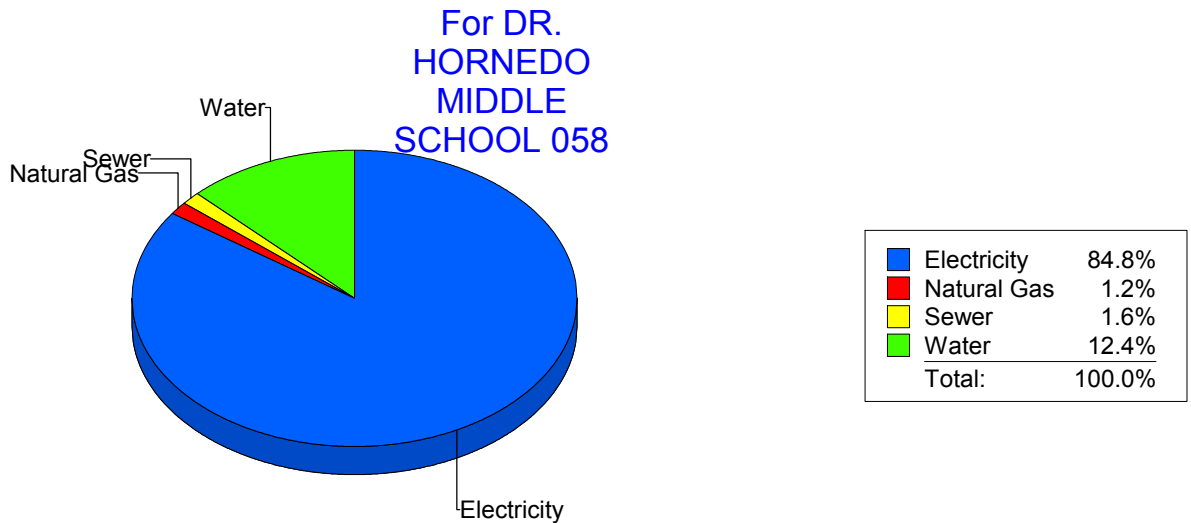
Energy CAP

Cost Avoidance Program

**Cost Summary Graph**

Grouped by Energy Type

Energy Type	Use	Units	Meter Cost	Special Charges	Total Cost	Avg Unit Cost	% of Total Cost
<b>Site: DRHORNEDOMIDDLESCHOOL - DR. HORNEDO MIDDLE SCHOOL 058</b>							
Electricity	121,400	KWH	\$17,003.36	\$0.00	\$17,003.36	0.1401	84.81%
Natural Gas	489	CCF	\$240.65	\$0.00	\$240.65	0.4921	1.20%
Water	700	CCF	\$2,479.90	\$0.00	\$2,479.90	3.5427	12.37%
Sewer	81	CCF	\$324.42	\$0.00	\$324.42	4.0052	1.62%
<b>Total Cost:</b>			<b>\$20,048.33</b>	<b>\$0.00</b>	<b>\$20,048.33</b>		



*Filters: Cost Center Name Not Equal To DoNotReport; Billing Period Equal To 201205All Meter CodesAll Group Names*

**elpaso**

Energy CAP

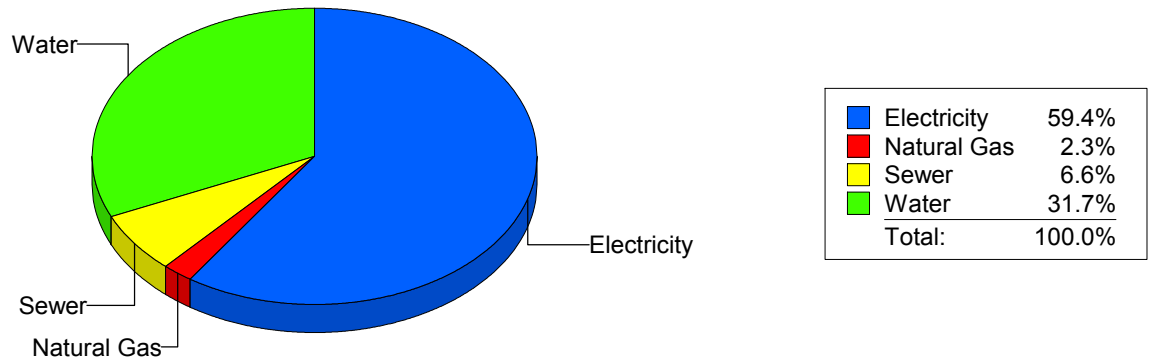
Cost Avoidance Program

**Cost Summary Graph**

Grouped by Energy Type

Energy Type	Use	Units	Meter Cost	Special Charges	Total Cost	Avg Unit Cost	% of Total Cost
Site: DR. L.A. NIXON ELEME - DR. L.A. NIXON ELEME							
Electricity	39,420	KWH	\$4,984.00	\$0.00	\$4,984.00	0.1264	59.43%
Natural Gas	290	CCF	\$190.08	\$0.00	\$190.08	0.6554	2.27%
Water	827	CCF	\$2,655.60	\$0.00	\$2,655.60	3.2111	31.67%
Sewer	229	CCF	\$556.80	\$0.00	\$556.80	2.4314	6.64%
<b>Total Cost:</b>			<b>\$8,386.48</b>	<b>\$0.00</b>	<b>\$8,386.48</b>		

For DR. L.A. NIXON ELEME



*Filters: Cost Center Name Not Equal To DoNotReport; Billing Period Equal To 201205All Meter CodesAll Group Names*

**elpaso**

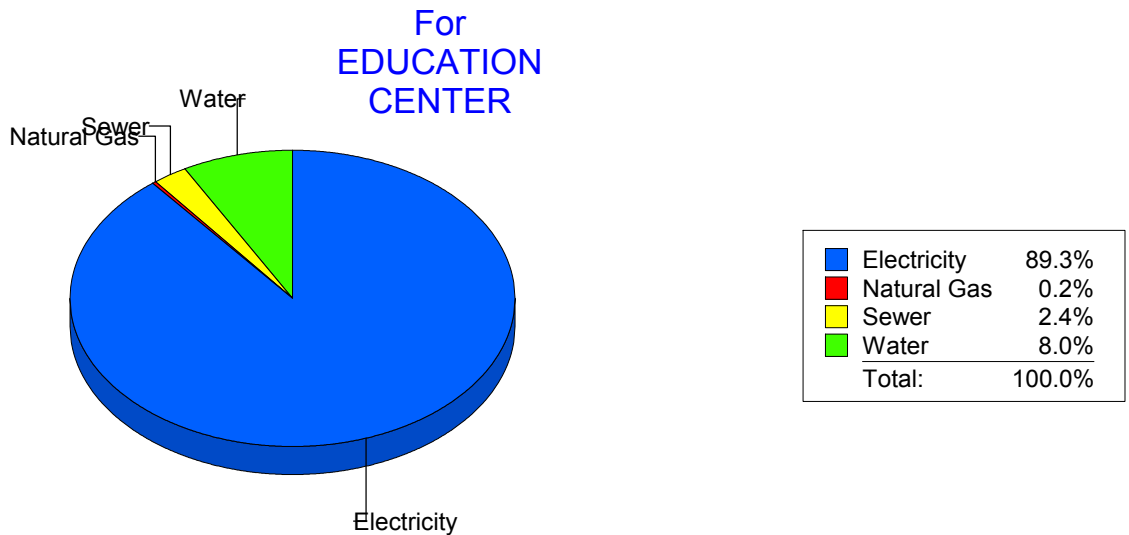
Energy CAP

Cost Avoidance Program

**Cost Summary Graph**

Grouped by Energy Type

Energy Type	Use	Units	Meter Cost	Special Charges	Total Cost	Avg Unit Cost	% of Total Cost
<b>Site: EDUCATION CENTER - EDUCATION CENTER</b>							
Electricity	340,066	KWH	\$34,396.16	\$0.00	\$34,396.16	0.1011	89.30%
Natural Gas	142	CCF	\$87.89	\$0.00	\$87.89	0.6189	0.23%
Water	1,082	CCF	\$3,091.65	\$0.00	\$3,091.65	2.8573	8.03%
Sewer	426	CCF	\$943.09	\$0.00	\$943.09	2.2138	2.45%
<b>Total Cost:</b>			<b>\$38,518.79</b>	<b>\$0.00</b>	<b>\$38,518.79</b>		



*Filters: Cost Center Name Not Equal To DoNotReport; Billing Period Equal To 201205All Meter CodesAll Group Names*

**elpaso**

Energy CAP

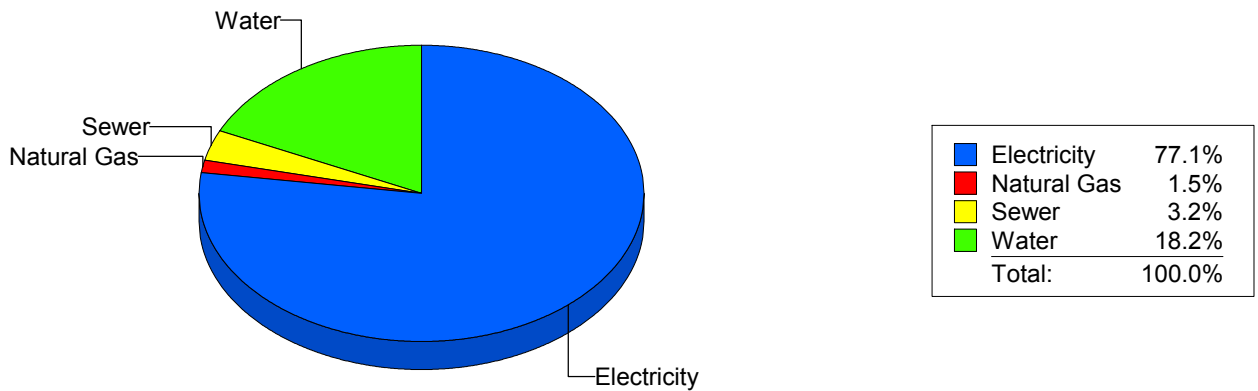
Cost Avoidance Program

**Cost Summary Graph**

Grouped by Energy Type

Energy Type	Use	Units	Meter Cost	Special Charges	Total Cost	Avg Unit Cost	% of Total Cost
<b>Site: EL PASO HIGH SCHOOL - EL PASO HIGH SCHOOL</b>							
Electricity	196,270	KWH	\$22,758.46	\$0.00	\$22,758.46	0.1160	77.11%
Natural Gas	602	CCF	\$452.22	\$0.00	\$452.22	0.7512	1.53%
Water	1,761	CCF	\$5,361.77	\$0.00	\$5,361.77	3.0447	18.17%
Sewer	395	CCF	\$941.61	\$0.00	\$941.61	2.3838	3.19%
<b>Total Cost:</b>			<b>\$29,514.06</b>	<b>\$0.00</b>	<b>\$29,514.06</b>		

For EL PASO HIGH SCHOOL



*Filters: Cost Center Name Not Equal To DoNotReport; Billing Period Equal To 201205All Meter CodesAll Group Names*

**elpaso**

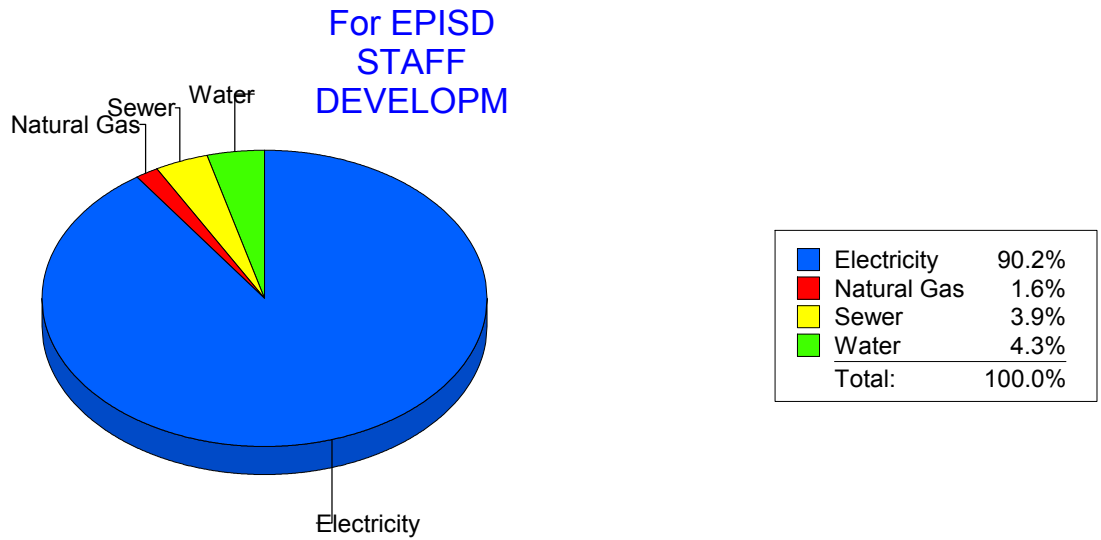
Energy CAP

Cost Avoidance Program

**Cost Summary Graph**

Grouped by Energy Type

Energy Type	Use	Units	Meter Cost	Special Charges	Total Cost	Avg Unit Cost	% of Total Cost
<b>Site: EPISD STAFF DEVELOPM - EPISD STAFF DEVELOPM</b>							
Electricity	20,360	KWH	\$2,453.64	\$0.00	\$2,453.64	0.1205	90.21%
Natural Gas	20	CCF	\$43.51	\$0.00	\$43.51	2.1755	1.60%
Water	34	CCF	\$116.72	\$0.00	\$116.72	3.4329	4.29%
Sewer	42	CCF	\$105.98	\$0.00	\$105.98	2.5233	3.90%
<b>Total Cost:</b>			<b>\$2,719.85</b>	<b>\$0.00</b>	<b>\$2,719.85</b>		



*Filters: Cost Center Name Not Equal To DoNotReport; Billing Period Equal To 201205All Meter CodesAll Group Names*

**elpaso**

Energy CAP

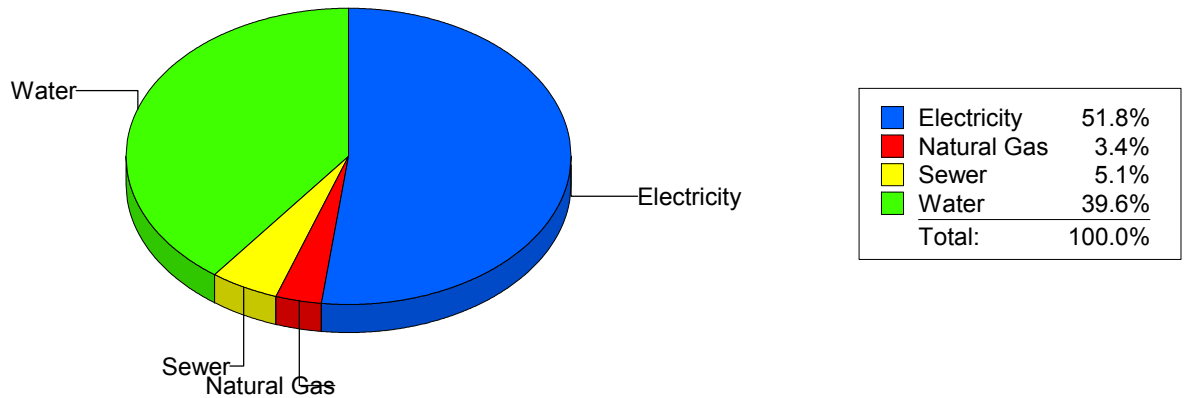
Cost Avoidance Program

**Cost Summary Graph**

Grouped by Energy Type

Energy Type	Use	Units	Meter Cost	Special Charges	Total Cost	Avg Unit Cost	% of Total Cost
<b>Site: FANNIN ELEMENTARY - FANNIN ELEMENTARY</b>							
Electricity	27,023	KWH	\$3,549.58	\$0.00	\$3,549.58	0.1314	51.84%
Natural Gas	314	CCF	\$236.03	\$0.00	\$236.03	0.7517	3.45%
Water	978	CCF	\$2,713.73	\$0.00	\$2,713.73	2.7748	39.64%
Sewer	108	CCF	\$347.33	\$0.00	\$347.33	3.2160	5.07%
<b>Total Cost:</b>			<b>\$6,846.67</b>	<b>\$0.00</b>	<b>\$6,846.67</b>		

For FANNIN ELEMENTARY



*Filters: Cost Center Name Not Equal To DoNotReport; Billing Period Equal To 201205All Meter CodesAll Group Names*

**el paso**

Energy CAP

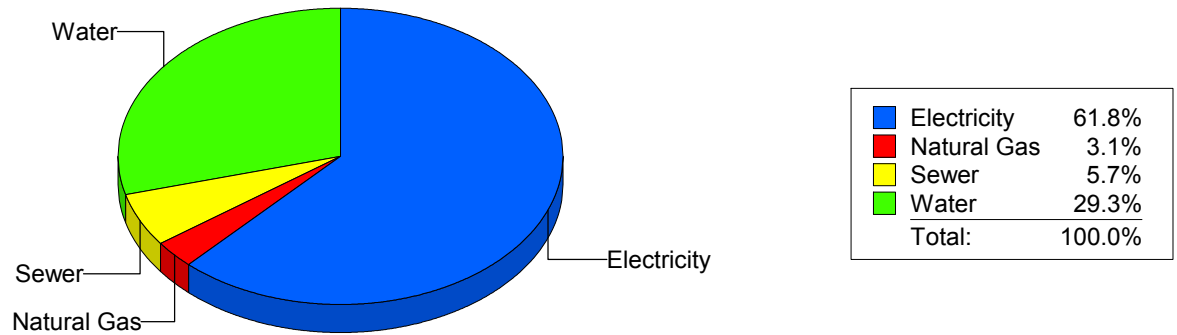
Cost Avoidance Program

**Cost Summary Graph**

Grouped by Energy Type

Energy Type	Use	Units	Meter Cost	Special Charges	Total Cost	Avg Unit Cost	% of Total Cost
<b>Site: FINE ARTS/MULTIMEDIA - FINE ARTS/MULTIMEDIA</b>							
Electricity	11,037	KWH	\$1,300.88	\$0.00	\$1,300.88	0.1179	61.85%
Natural Gas	90	CCF	\$66.16	\$0.00	\$66.16	0.7351	3.15%
Water	175	CCF	\$615.89	\$0.00	\$615.89	3.5194	29.28%
Sewer	43	CCF	\$120.44	\$0.00	\$120.44	2.8009	5.73%
<b>Total Cost:</b>			<b>\$2,103.37</b>	<b>\$0.00</b>	<b>\$2,103.37</b>		

For FINE ARTS/MULTIMEDIA



*Filters: Cost Center Name Not Equal To DoNotReport; Billing Period Equal To 201205All Meter CodesAll Group Names*



**elpaso**

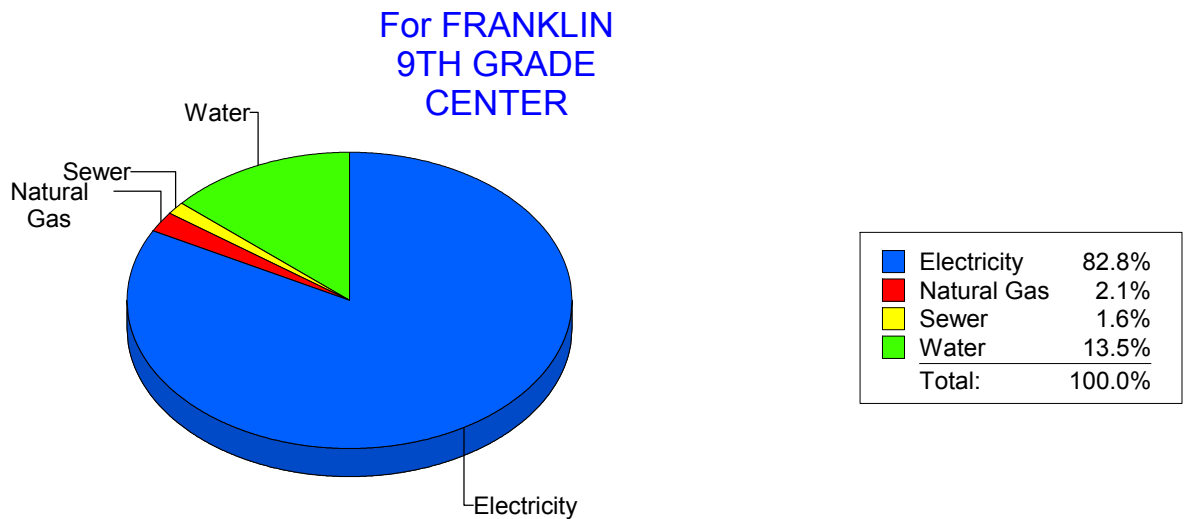
Energy CAP

Cost Avoidance Program

**Cost Summary Graph**

Grouped by Energy Type

Energy Type	Use	Units	Meter Cost	Special Charges	Total Cost	Avg Unit Cost	% of Total Cost
<b>Site: FRANKLIN9THGRADECENTER - FRANKLIN 9TH GRADE CENTER</b>							
Electricity	168,000	KWH	\$17,401.95	\$0.00	\$17,401.95	0.1036	82.83%
Natural Gas	962	CCF	\$439.46	\$0.00	\$439.46	0.4568	2.09%
Water	2,246	CCF	\$2,834.40	\$0.00	\$2,834.40	1.2620	13.49%
Sewer	87	CCF	\$332.28	\$0.00	\$332.28	3.8193	1.58%
<b>Total Cost:</b>			<b>\$21,008.09</b>	<b>\$0.00</b>	<b>\$21,008.09</b>		



*Filters: Cost Center Name Not Equal To DoNotReport; Billing Period Equal To 201205All Meter CodesAll Group Names*

**elpaso**

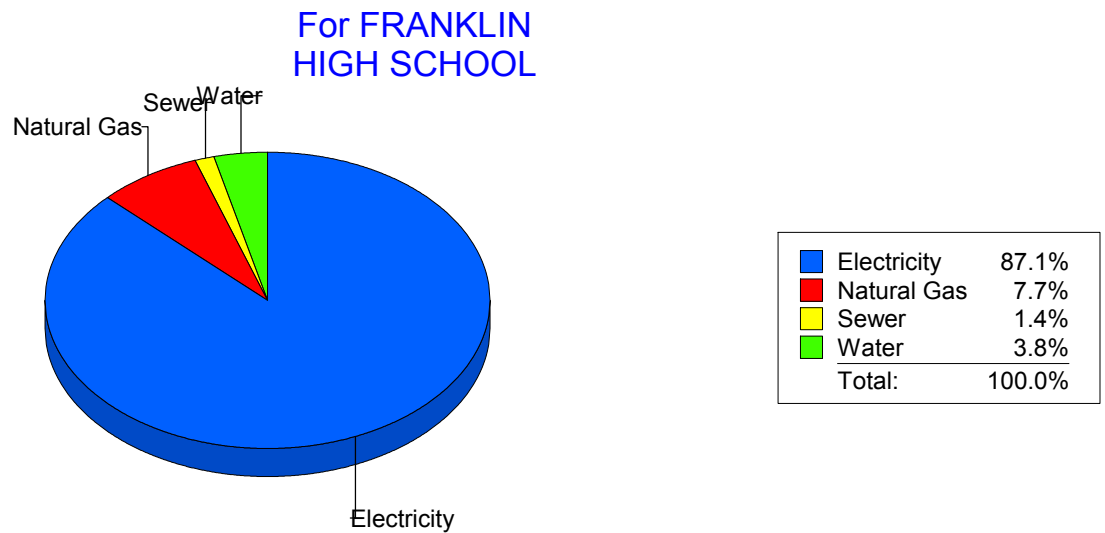
Energy CAP

Cost Avoidance Program

**Cost Summary Graph**

Grouped by Energy Type

Energy Type	Use	Units	Meter Cost	Special Charges	Total Cost	Avg Unit Cost	% of Total Cost
<b>Site: FRANKLIN HIGH SCHOOL - FRANKLIN HIGH SCHOOL</b>							
Electricity	406,336	KWH	\$39,908.98	\$0.00	\$39,908.98	0.0982	87.11%
Natural Gas	8,349	CCF	\$3,518.21	\$0.00	\$3,518.21	0.4214	7.68%
Water	737	CCF	\$1,748.93	\$0.00	\$1,748.93	2.3730	3.82%
Sewer	319	CCF	\$636.20	\$0.00	\$636.20	1.9944	1.39%
<b>Total Cost:</b>			<b>\$45,812.32</b>	<b>\$0.00</b>	<b>\$45,812.32</b>		



*Filters: Cost Center Name Not Equal To DoNotReport; Billing Period Equal To 201205All Meter CodesAll Group Names*

**elpaso**

Energy CAP

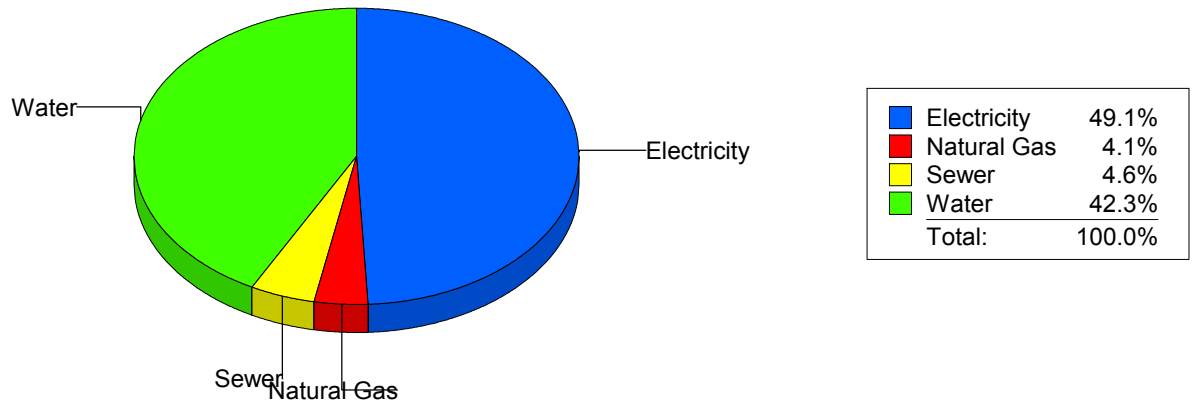
Cost Avoidance Program

**Cost Summary Graph**

Grouped by Energy Type

Energy Type	Use	Units	Meter Cost	Special Charges	Total Cost	Avg Unit Cost	% of Total Cost
<b>Site: GREEN ELEMENTARY SCH - GREEN ELEMENTARY SCH</b>							
Electricity	34,800	KWH	\$4,238.80	\$0.00	\$4,238.80	0.1218	49.05%
Natural Gas	664	CCF	\$350.31	\$0.00	\$350.31	0.5276	4.05%
Water	802	CCF	\$3,652.36	\$0.00	\$3,652.36	4.5541	42.26%
Sewer	90	CCF	\$400.32	\$0.00	\$400.32	4.4480	4.63%
<b>Total Cost:</b>			<b>\$8,641.79</b>	<b>\$0.00</b>	<b>\$8,641.79</b>		

For GREEN ELEMENTARY SCH



*Filters: Cost Center Name Not Equal To DoNotReport; Billing Period Equal To 201205All Meter CodesAll Group Names*

**elpaso**

Energy CAP

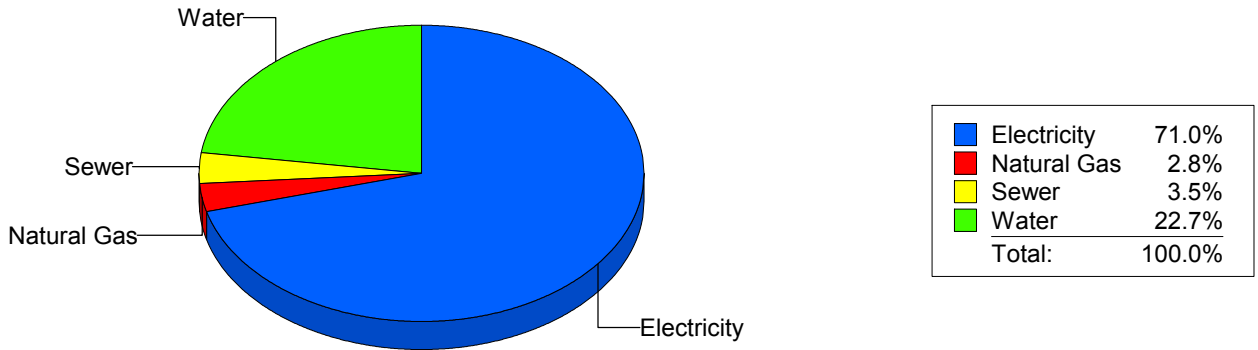
Cost Avoidance Program

**Cost Summary Graph**

Grouped by Energy Type

Energy Type	Use	Units	Meter Cost	Special Charges	Total Cost	Avg Unit Cost	% of Total Cost
<b>Site: GUILLEN MIDDLE SCHOO - GUILLEN MIDDLE SCHOO</b>							
Electricity	101,370	KWH	\$10,886.43	\$0.00	\$10,886.43	0.1074	70.95%
Natural Gas	867	CCF	\$436.59	\$0.00	\$436.59	0.5036	2.85%
Water	1,223	CCF	\$3,488.66	\$0.00	\$3,488.66	2.8525	22.74%
Sewer	249	CCF	\$532.04	\$0.00	\$532.04	2.1367	3.47%
<b>Total Cost:</b>			<b>\$15,343.72</b>	<b>\$0.00</b>	<b>\$15,343.72</b>		

For GUILLEN MIDDLE SCHOO



*Filters: Cost Center Name Not Equal To DoNotReport; Billing Period Equal To 201205All Meter CodesAll Group Names*

**el Paso**

Energy CAP

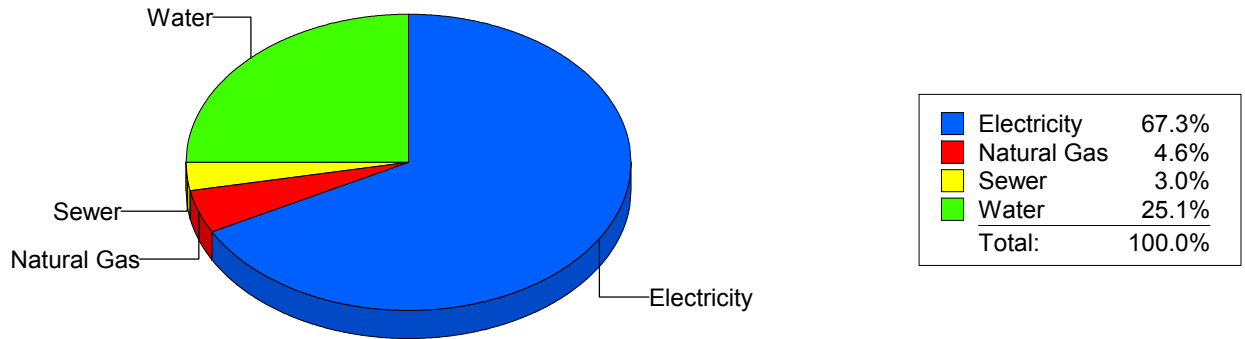
Cost Avoidance Program

**Cost Summary Graph**

Grouped by Energy Type

Energy Type	Use	Units	Meter Cost	Special Charges	Total Cost	Avg Unit Cost	% of Total Cost
<b>Site: H.E. CHARLES MIDDLE - H.E. CHARLES MIDDLE</b>							
Electricity	93,822	KWH	\$11,825.61	\$0.00	\$11,825.61	0.1260	67.31%
Natural Gas	1,746	CCF	\$805.34	\$0.00	\$805.34	0.4612	4.58%
Water	1,190	CCF	\$4,410.04	\$0.00	\$4,410.04	3.7059	25.10%
Sewer	236	CCF	\$527.47	\$0.00	\$527.47	2.2350	3.00%
<b>Total Cost:</b>			<b>\$17,568.46</b>	<b>\$0.00</b>	<b>\$17,568.46</b>		

For H.E. CHARLES MIDDLE



*Filters: Cost Center Name Not Equal To DoNotReport; Billing Period Equal To 201205All Meter CodesAll Group Names*

**elpaso**

Energy CAP

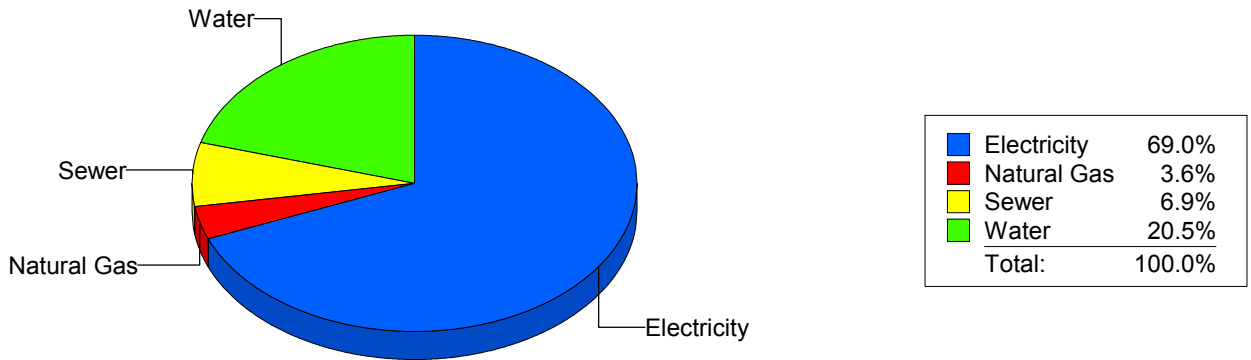
Cost Avoidance Program

**Cost Summary Graph**

Grouped by Energy Type

Energy Type	Use	Units	Meter Cost	Special Charges	Total Cost	Avg Unit Cost	% of Total Cost
<b>Site: HART ELEMENTARY SCHO - HART ELEMENTARY SCHO</b>							
Electricity	27,934	KWH	\$3,468.66	\$0.00	\$3,468.66	0.1242	69.02%
Natural Gas	349	CCF	\$179.03	\$0.00	\$179.03	0.5130	3.56%
Water	394	CCF	\$1,030.53	\$0.00	\$1,030.53	2.6156	20.51%
Sewer	149	CCF	\$347.34	\$0.00	\$347.34	2.3311	6.91%
<b>Total Cost:</b>			<b>\$5,025.56</b>	<b>\$0.00</b>	<b>\$5,025.56</b>		

For HART ELEMENTARY SCHO



*Filters: Cost Center Name Not Equal To DoNotReport; Billing Period Equal To 201205All Meter CodesAll Group Names*

**elpaso**

Energy CAP

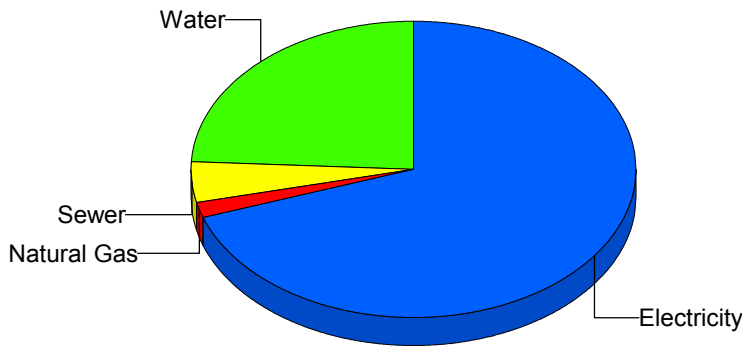
Cost Avoidance Program

**Cost Summary Graph**

Grouped by Energy Type

Energy Type	Use	Units	Meter Cost	Special Charges	Total Cost	Avg Unit Cost	% of Total Cost
<b>Site: HAWKINS ELEMENTARY S - HAWKINS ELEMENTARY S</b>							
Electricity	27,800	KWH	\$3,157.69	\$0.00	\$3,157.69	0.1136	69.83%
Natural Gas	107	CCF	\$72.49	\$0.00	\$72.49	0.6775	1.60%
Water	259	CCF	\$1,090.02	\$0.00	\$1,090.02	4.2086	24.11%
Sewer	56	CCF	\$201.58	\$0.00	\$201.58	3.5996	4.46%
<b>Total Cost:</b>			<b>\$4,521.78</b>	<b>\$0.00</b>	<b>\$4,521.78</b>		

For HAWKINS  
ELEMENTARY  
S



Electricity	69.8%
Natural Gas	1.6%
Sewer	4.5%
Water	24.1%
<b>Total:</b>	<b>100.0%</b>

*Filters: Cost Center Name Not Equal To DoNotReport; Billing Period Equal To 201205All Meter CodesAll Group Names*

**el paso**

Energy CAP

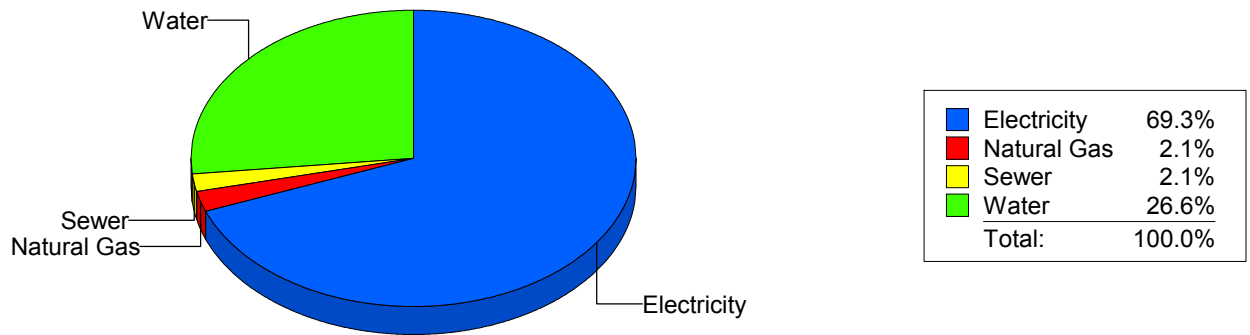
Cost Avoidance Program

**Cost Summary Graph**

Grouped by Energy Type

Energy Type	Use	Units	Meter Cost	Special Charges	Total Cost	Avg Unit Cost	% of Total Cost
<b>Site: HENDERSON MIDDLE SCH - HENDERSON MIDDLE SCH</b>							
Electricity	67,314	KWH	\$7,809.12	\$0.00	\$7,809.12	0.1160	69.27%
Natural Gas	468	CCF	\$231.43	\$0.00	\$231.43	0.4945	2.05%
Water	978	CCF	\$2,996.58	\$0.00	\$2,996.58	3.0640	26.58%
Sewer	131	CCF	\$235.72	\$0.00	\$235.72	1.7994	2.09%
<b>Total Cost:</b>			<b>\$11,272.85</b>	<b>\$0.00</b>	<b>\$11,272.85</b>		

For  
HENDERSON  
MIDDLE SCH



*Filters: Cost Center Name Not Equal To DoNotReport; Billing Period Equal To 201205All Meter CodesAll Group Names*



**elpaso**

Energy CAP

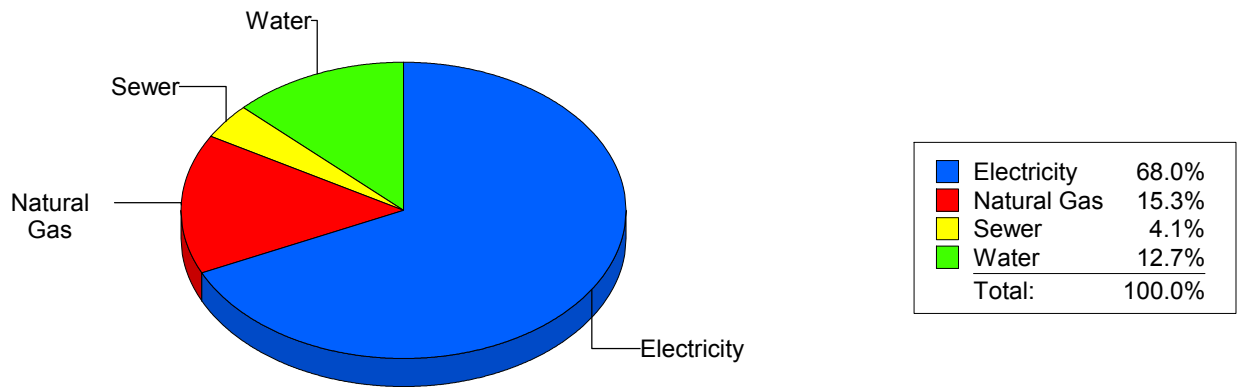
Cost Avoidance Program

**Cost Summary Graph**

Grouped by Energy Type

Energy Type	Use	Units	Meter Cost	Special Charges	Total Cost	Avg Unit Cost	% of Total Cost
<b>Site: HERCULES COTTAGES - HERCULES COTTAGES</b>							
Electricity	4,568	KWH	\$829.71	\$0.00	\$829.71	0.1816	67.95%
Natural Gas	5	CCF	\$186.72	\$0.00	\$186.72	37.3440	15.29%
Water	45	CCF	\$154.97	\$0.00	\$154.97	3.4438	12.69%
Sewer	14	CCF	\$49.57	\$0.00	\$49.57	3.5407	4.06%
<b>Total Cost:</b>			<b>\$1,220.97</b>	<b>\$0.00</b>	<b>\$1,220.97</b>		

For HERCULES COTTAGES



*Filters: Cost Center Name Not Equal To DoNotReport; Billing Period Equal To 201205All Meter CodesAll Group Names*

**elpaso**

Energy CAP

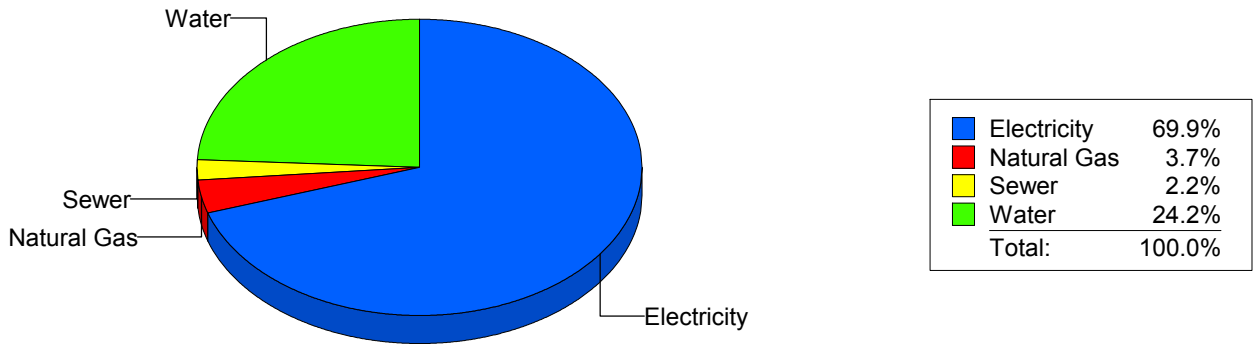
Cost Avoidance Program

**Cost Summary Graph**

Grouped by Energy Type

Energy Type	Use	Units	Meter Cost	Special Charges	Total Cost	Avg Unit Cost	% of Total Cost
<b>Site: HERRERA - HERRERA ELEMENTARY</b>							
Electricity	85,400	KWH	\$9,821.06	\$0.00	\$9,821.06	0.1150	69.93%
Natural Gas	1,157	CCF	\$521.33	\$0.00	\$521.33	0.4506	3.71%
Water	947	CCF	\$3,398.67	\$0.00	\$3,398.67	3.5889	24.20%
Sewer	65	CCF	\$303.46	\$0.00	\$303.46	4.6686	2.16%
<b>Total Cost:</b>			<b>\$14,044.52</b>	<b>\$0.00</b>	<b>\$14,044.52</b>		

For HERRERA ELEMENTARY



*Filters: Cost Center Name Not Equal To DoNotReport; Billing Period Equal To 201205All Meter CodesAll Group Names*

**elpaso**

Energy CAP

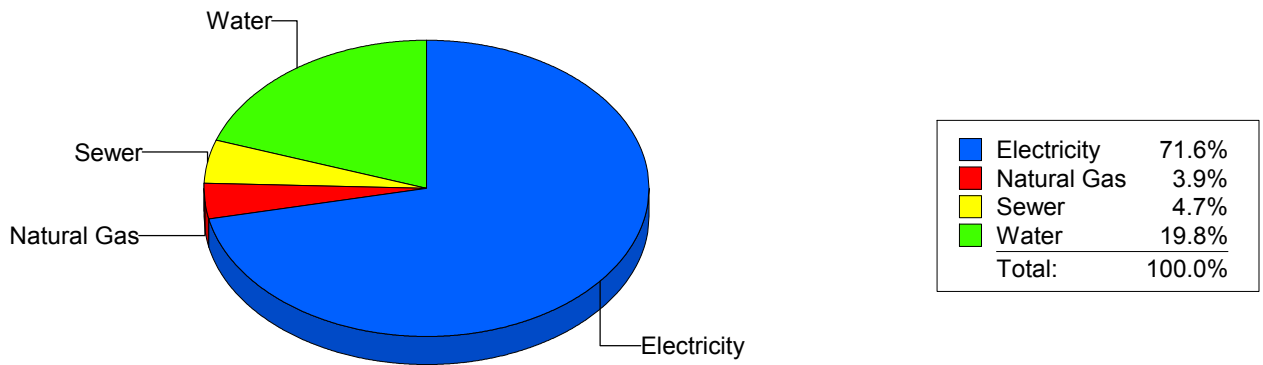
Cost Avoidance Program

**Cost Summary Graph**

Grouped by Energy Type

Energy Type	Use	Units	Meter Cost	Special Charges	Total Cost	Avg Unit Cost	% of Total Cost
<b>Site: HILLSIDE ELEMENTARY - HILLSIDE ELEMENTARY</b>							
Electricity	38,710	KWH	\$5,432.92	\$0.00	\$5,432.92	0.1403	71.58%
Natural Gas	389	CCF	\$295.09	\$0.00	\$295.09	0.7586	3.89%
Water	439	CCF	\$1,502.70	\$0.00	\$1,502.70	3.4230	19.80%
Sewer	117	CCF	\$359.12	\$0.00	\$359.12	3.0694	4.73%
<b>Total Cost:</b>			<b>\$7,589.83</b>	<b>\$0.00</b>	<b>\$7,589.83</b>		

For HILLSIDE ELEMENTARY



*Filters: Cost Center Name Not Equal To DoNotReport; Billing Period Equal To 201205All Meter CodesAll Group Names*

**elpaso**

Energy CAP

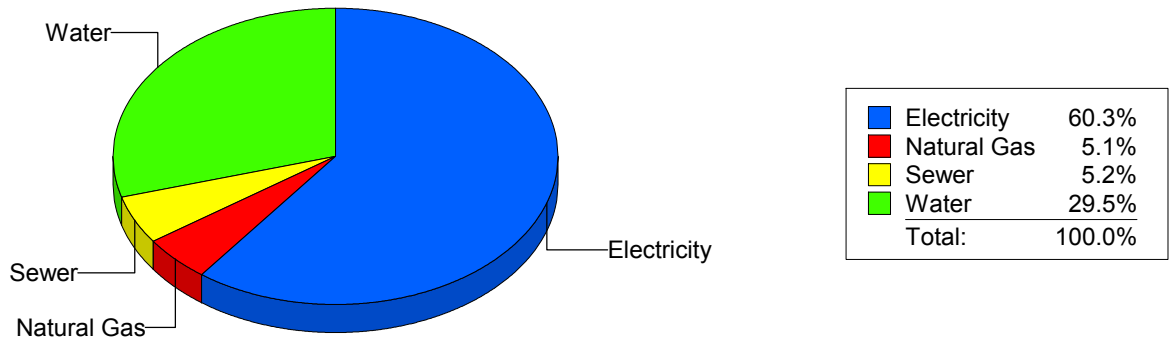
Cost Avoidance Program

**Cost Summary Graph**

Grouped by Energy Type

Energy Type	Use	Units	Meter Cost	Special Charges	Total Cost	Avg Unit Cost	% of Total Cost
<b>Site: HOUSTON INTERMEDIATE - HOUSTON INTERMEDIATE</b>							
Electricity	32,456	KWH	\$3,628.02	\$0.00	\$3,628.02	0.1118	60.26%
Natural Gas	497	CCF	\$306.81	\$0.00	\$306.81	0.6173	5.10%
Water	422	CCF	\$1,775.21	\$0.00	\$1,775.21	4.2067	29.49%
Sewer	72	CCF	\$310.58	\$0.00	\$310.58	4.3136	5.16%
<b>Total Cost:</b>			<b>\$6,020.62</b>	<b>\$0.00</b>	<b>\$6,020.62</b>		

For HOUSTON INTERMEDIATE



*Filters: Cost Center Name Not Equal To DoNotReport; Billing Period Equal To 201205All Meter CodesAll Group Names*

**elpaso**

Energy CAP

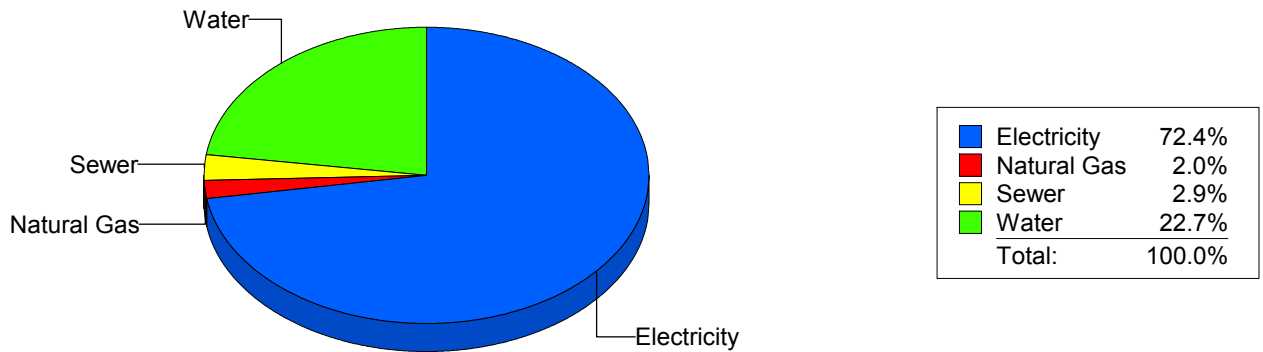
Cost Avoidance Program

**Cost Summary Graph**

Grouped by Energy Type

Energy Type	Use	Units	Meter Cost	Special Charges	Total Cost	Avg Unit Cost	% of Total Cost
<b>Site: MOYE - HR MOYE</b>							
Electricity	71,880	KWH	\$8,564.16	\$0.00	\$8,564.16	0.1191	72.38%
Natural Gas	489	CCF	\$240.65	\$0.00	\$240.65	0.4921	2.03%
Water	601	CCF	\$2,683.29	\$0.00	\$2,683.29	4.4647	22.68%
Sewer	96	CCF	\$344.07	\$0.00	\$344.07	3.5841	2.91%
<b>Total Cost:</b>			<b>\$11,832.17</b>	<b>\$0.00</b>	<b>\$11,832.17</b>		

For HR MOYE



*Filters: Cost Center Name Not Equal To DoNotReport; Billing Period Equal To 201205All Meter CodesAll Group Names*

**elpaso**

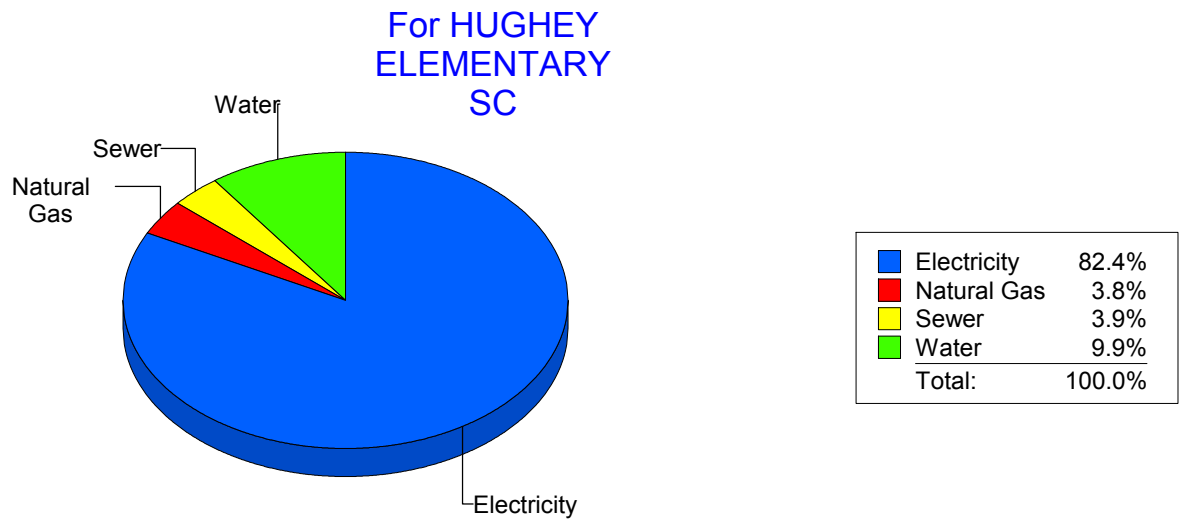
Energy CAP

Cost Avoidance Program

**Cost Summary Graph**

Grouped by Energy Type

Energy Type	Use	Units	Meter Cost	Special Charges	Total Cost	Avg Unit Cost	% of Total Cost
<b>Site: HUGHEY ELEMENTARY SC - HUGHEY ELEMENTARY SC</b>							
Electricity	33,656	KWH	\$4,670.80	\$0.00	\$4,670.80	0.1388	82.41%
Natural Gas	352	CCF	\$217.37	\$0.00	\$217.37	0.6175	3.84%
Water	165	CCF	\$560.68	\$0.00	\$560.68	3.3981	9.89%
Sewer	69	CCF	\$218.61	\$0.00	\$218.61	3.1683	3.86%
<b>Total Cost:</b>			<b>\$5,667.46</b>	<b>\$0.00</b>	<b>\$5,667.46</b>		



*Filters: Cost Center Name Not Equal To DoNotReport; Billing Period Equal To 201205All Meter CodesAll Group Names*

**el Paso**

Energy CAP

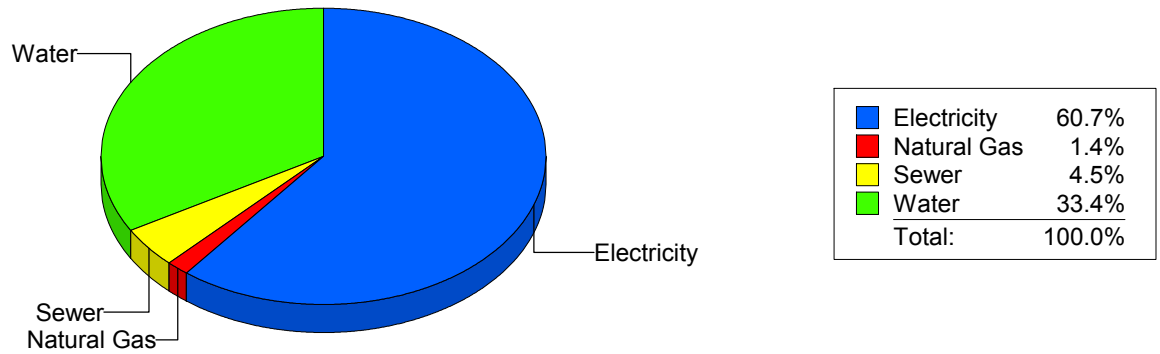
Cost Avoidance Program

**Cost Summary Graph**

Grouped by Energy Type

Energy Type	Use	Units	Meter Cost	Special Charges	Total Cost	Avg Unit Cost	% of Total Cost
<b>Site: IRVIN HIGH SCHOOL - IRVIN HIGH SCHOOL</b>							
Electricity	131,605	KWH	\$15,224.06	\$0.00	\$15,224.06	0.1157	60.69%
Natural Gas	677	CCF	\$356.84	\$0.00	\$356.84	0.5271	1.42%
Water	2,787	CCF	\$8,367.82	\$0.00	\$8,367.82	3.0024	33.36%
Sewer	760	CCF	\$1,137.34	\$0.00	\$1,137.34	1.4965	4.53%
<b>Total Cost:</b>			<b>\$25,086.06</b>	<b>\$0.00</b>	<b>\$25,086.06</b>		

For IRVIN HIGH SCHOOL



*Filters: Cost Center Name Not Equal To DoNotReport; Billing Period Equal To 201205All Meter CodesAll Group Names*

**el paso**

Energy CAP

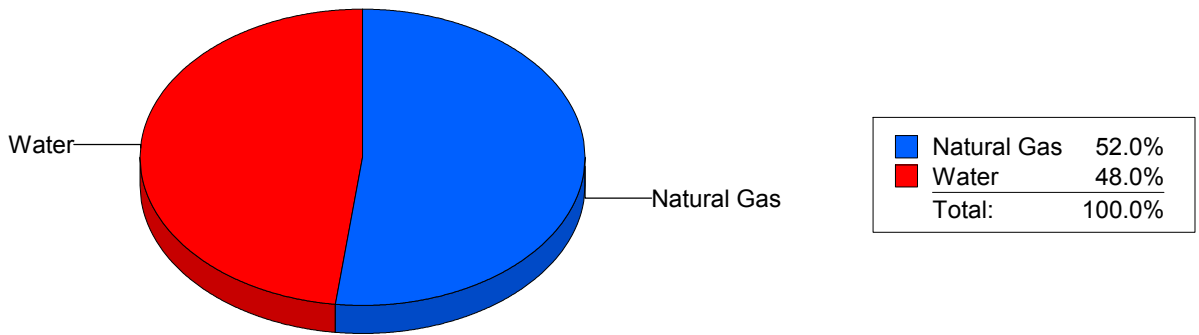
Cost Avoidance Program

**Cost Summary Graph**

Grouped by Energy Type

Energy Type	Use	Units	Meter Cost	Special Charges	Total Cost	Avg Unit Cost	% of Total Cost
Site: JAMES GAMBLE WAREHOU - JAMES GAMBLE WAREHOU							
Natural Gas		11 CCF	\$40.55	\$0.00	\$40.55	3.6864	51.99%
Water		0 CCF	\$37.45	\$0.00	\$37.45	0.0000	48.01%
<b>Total Cost:</b>			<b>\$78.00</b>	<b>\$0.00</b>	<b>\$78.00</b>		

For JAMES  
GAMBLE  
WAREHOU



*Filters: Cost Center Name Not Equal To DoNotReport; Billing Period Equal To 201205All Meter CodesAll Group Names*



**elpaso**

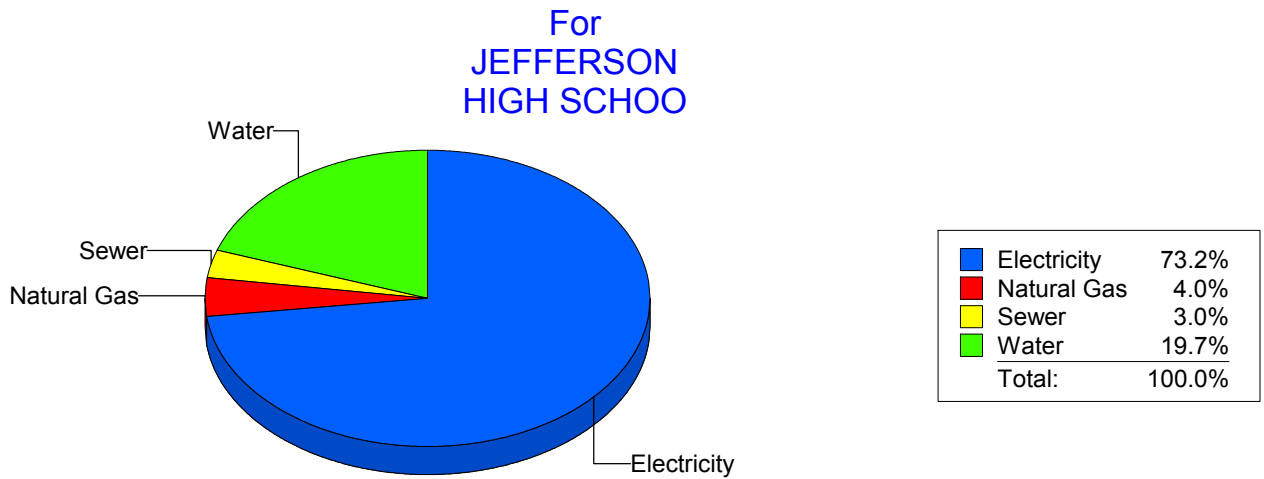
Energy CAP

Cost Avoidance Program

**Cost Summary Graph**

Grouped by Energy Type

Energy Type	Use	Units	Meter Cost	Special Charges	Total Cost	Avg Unit Cost	% of Total Cost
<b>Site: JEFFERSON HIGH SCHOOL - JEFFERSON HIGH SCHOOL</b>							
Electricity	132,969	KWH	\$15,276.59	\$0.00	\$15,276.59	0.1149	73.19%
Natural Gas	1,350	CCF	\$838.67	\$0.00	\$838.67	0.6212	4.02%
Water	1,424	CCF	\$4,119.99	\$0.00	\$4,119.99	2.8933	19.74%
Sewer	215	CCF	\$636.55	\$0.00	\$636.55	2.9607	3.05%
<b>Total Cost:</b>			<b>\$20,871.80</b>	<b>\$0.00</b>	<b>\$20,871.80</b>		



*Filters: Cost Center Name Not Equal To DoNotReport; Billing Period Equal To 201205All Meter CodesAll Group Names*

**elpaso**

Energy CAP

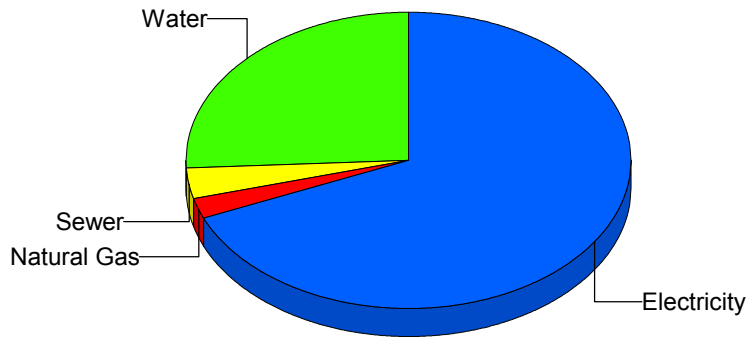
Cost Avoidance Program

**Cost Summary Graph**

Grouped by Energy Type

Energy Type	Use	Units	Meter Cost	Special Charges	Total Cost	Avg Unit Cost	% of Total Cost
<b>Site: KOHLBERG ELEMENTARY - KOHLBERG ELEMENTARY</b>							
Electricity	58,160	KWH	\$7,094.39	\$0.00	\$7,094.39	0.1220	68.53%
Natural Gas	376	CCF	\$226.54	\$0.00	\$226.54	0.6025	2.19%
Water	682	CCF	\$2,679.20	\$0.00	\$2,679.20	3.9284	25.88%
Sewer	128	CCF	\$352.52	\$0.00	\$352.52	2.7541	3.41%
<b>Total Cost:</b>			<b>\$10,352.65</b>	<b>\$0.00</b>	<b>\$10,352.65</b>		

For  
KOHLBERG  
ELEMENTARY



Electricity	68.5%
Natural Gas	2.2%
Sewer	3.4%
Water	25.9%
<b>Total:</b>	<b>100.0%</b>

*Filters: Cost Center Name Not Equal To DoNotReport; Billing Period Equal To 201205All Meter CodesAll Group Names*

**elpaso**

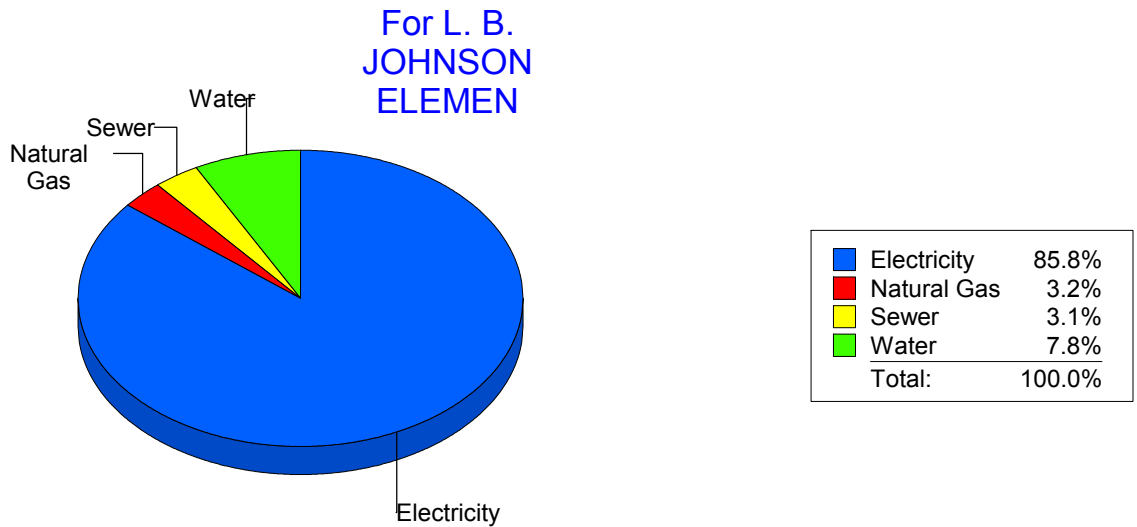
Energy CAP

Cost Avoidance Program

**Cost Summary Graph**

Grouped by Energy Type

Energy Type	Use	Units	Meter Cost	Special Charges	Total Cost	Avg Unit Cost	% of Total Cost
<b>Site: L. B. JOHNSON ELEMEN - L. B. JOHNSON ELEMEN</b>							
Electricity	56,150	KWH	\$6,790.13	\$0.00	\$6,790.13	0.1209	85.80%
Natural Gas	440	CCF	\$255.64	\$0.00	\$255.64	0.5810	3.23%
Water	451	CCF	\$620.73	\$0.00	\$620.73	1.3763	7.84%
Sewer	81	CCF	\$247.85	\$0.00	\$247.85	3.0599	3.13%
<b>Total Cost:</b>			<b>\$7,914.35</b>	<b>\$0.00</b>	<b>\$7,914.35</b>		



*Filters: Cost Center Name Not Equal To DoNotReport; Billing Period Equal To 201205All Meter CodesAll Group Names*

**elpaso**

Energy CAP

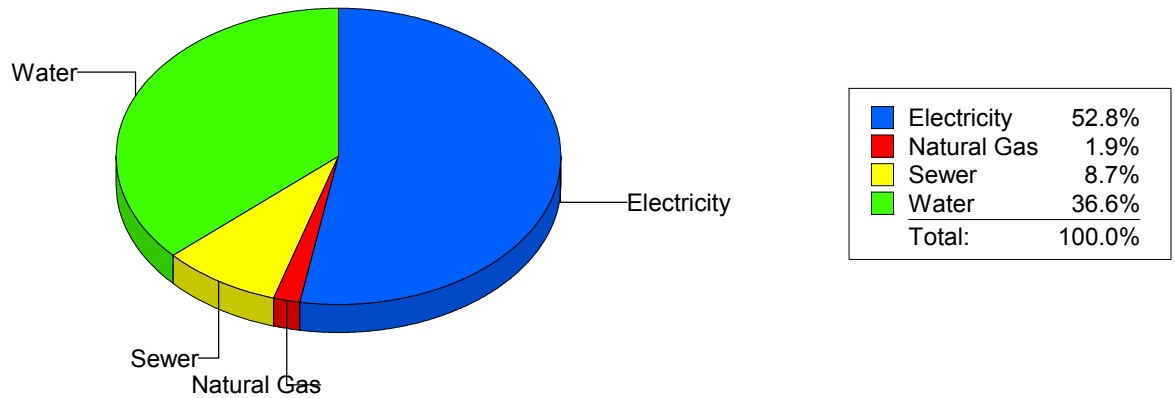
Cost Avoidance Program

**Cost Summary Graph**

Grouped by Energy Type

Energy Type	Use	Units	Meter Cost	Special Charges	Total Cost	Avg Unit Cost	% of Total Cost
<b>Site: LAMAR ELEMENTARY SCH - LAMAR ELEMENTARY SCH</b>							
Electricity	36,600	KWH	\$4,437.17	\$0.00	\$4,437.17	0.1212	52.78%
Natural Gas	150	CCF	\$163.25	\$0.00	\$163.25	1.0883	1.94%
Water	992	CCF	\$3,077.01	\$0.00	\$3,077.01	3.1018	36.60%
Sewer	291	CCF	\$728.80	\$0.00	\$728.80	2.5045	8.67%
<b>Total Cost:</b>			<b>\$8,406.23</b>	<b>\$0.00</b>	<b>\$8,406.23</b>		

For LAMAR  
ELEMENTARY  
SCH



*Filters: Cost Center Name Not Equal To DoNotReport; Billing Period Equal To 201205All Meter CodesAll Group Names*

**elpaso**

Energy CAP

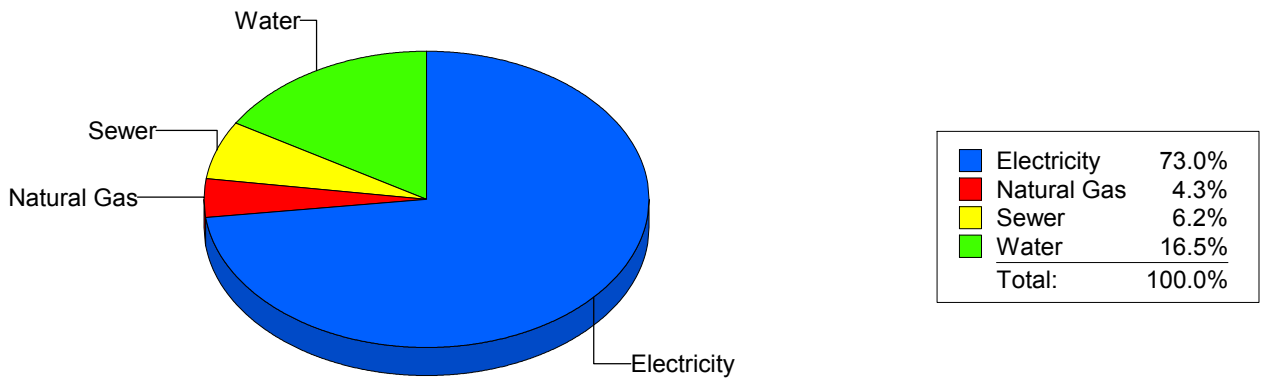
Cost Avoidance Program

**Cost Summary Graph**

Grouped by Energy Type

Energy Type	Use	Units	Meter Cost	Special Charges	Total Cost	Avg Unit Cost	% of Total Cost
<b>Site: LEE ELEMENTARY - LEE ELEMENTARY</b>							
Electricity	38,743	KWH	\$4,963.92	\$0.00	\$4,963.92	0.1281	73.01%
Natural Gas	443	CCF	\$294.45	\$0.00	\$294.45	0.6647	4.33%
Water	342	CCF	\$1,119.67	\$0.00	\$1,119.67	3.2739	16.47%
Sewer	100	CCF	\$421.09	\$0.00	\$421.09	4.2109	6.19%
<b>Total Cost:</b>			<b>\$6,799.13</b>	<b>\$0.00</b>	<b>\$6,799.13</b>		

For LEE ELEMENTARY



*Filters: Cost Center Name Not Equal To DoNotReport; Billing Period Equal To 201205All Meter CodesAll Group Names*

**elpaso**

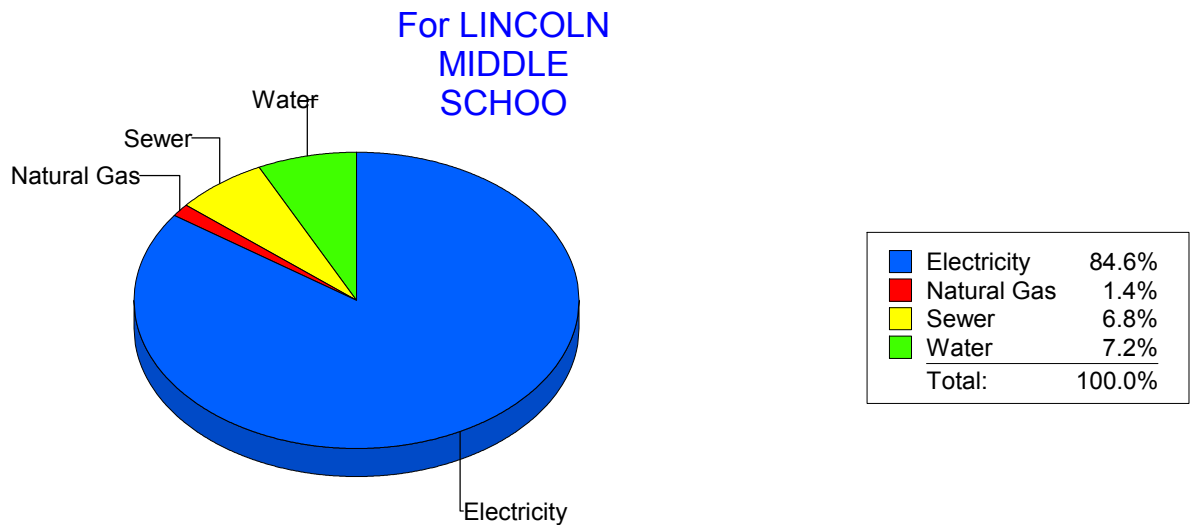
Energy CAP

Cost Avoidance Program

**Cost Summary Graph**

Grouped by Energy Type

Energy Type	Use	Units	Meter Cost	Special Charges	Total Cost	Avg Unit Cost	% of Total Cost
<b>Site: LINCOLN MIDDLE SCHOO - LINCOLN MIDDLE SCHOO</b>							
Electricity	147,950	KWH	\$17,505.93	\$0.00	\$17,505.93	0.1183	84.64%
Natural Gas	619	CCF	\$295.47	\$0.00	\$295.47	0.4773	1.43%
Water	906	CCF	\$1,478.88	\$0.00	\$1,478.88	1.6323	7.15%
Sewer	962	CCF	\$1,401.96	\$0.00	\$1,401.96	1.4573	6.78%
<b>Total Cost:</b>			<b>\$20,682.24</b>	<b>\$0.00</b>	<b>\$20,682.24</b>		



*Filters: Cost Center Name Not Equal To DoNotReport; Billing Period Equal To 201205All Meter CodesAll Group Names*

**el Paso**

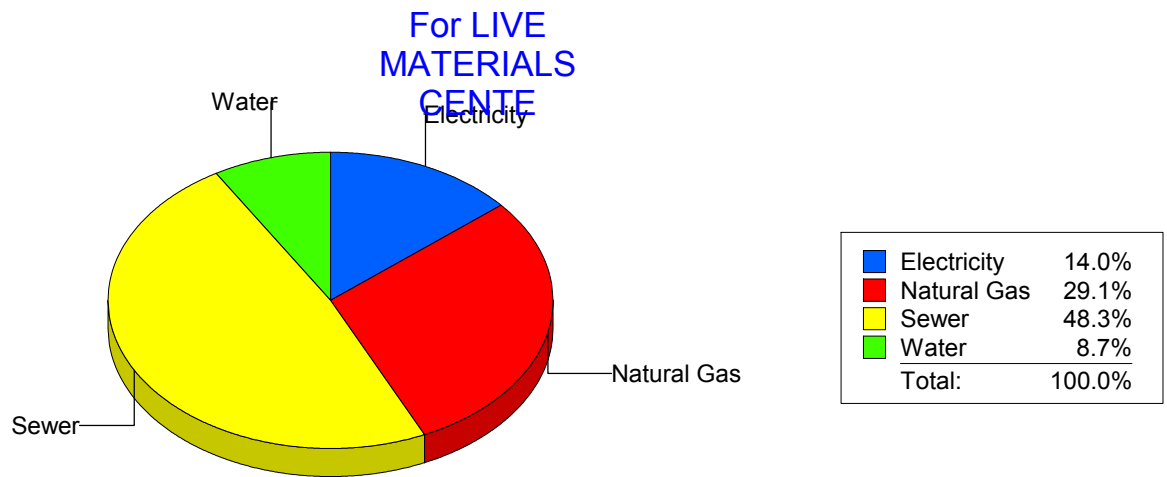
Energy CAP

Cost Avoidance Program

**Cost Summary Graph**

Grouped by Energy Type

Energy Type	Use	Units	Meter Cost	Special Charges	Total Cost	Avg Unit Cost	% of Total Cost
<b>Site: LIVE MATERIALS CENTE - LIVE MATERIALS CENTE</b>							
Electricity		19 KWH	\$35.59	\$0.00	\$35.59	1.8732	13.97%
Natural Gas		0 CCF	\$74.04	\$0.00	\$74.04	0.0000	29.07%
Water		0 CCF	\$22.04	\$0.00	\$22.04	0.0000	8.65%
Sewer		78 CCF	\$123.00	\$0.00	\$123.00	1.5769	48.30%
<b>Total Cost:</b>			<b>\$254.67</b>	<b>\$0.00</b>	<b>\$254.67</b>		



*Filters: Cost Center Name Not Equal To DoNotReport; Billing Period Equal To 201205All Meter CodesAll Group Names*

**elpaso**

Energy CAP

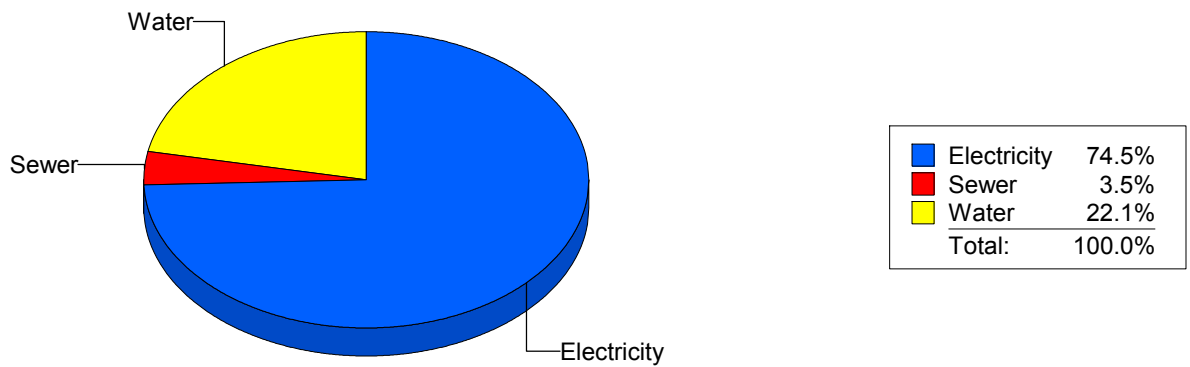
Cost Avoidance Program

**Cost Summary Graph**

Grouped by Energy Type

Energy Type	Use	Units	Meter Cost	Special Charges	Total Cost	Avg Unit Cost	% of Total Cost
<b>Site: LOGAN ELEMENTARY - LOGAN ELEMENTARY</b>							
Electricity	31,100	KWH	\$3,746.63	\$0.00	\$3,746.63	0.1205	74.46%
Water	335	CCF	\$1,110.65	\$0.00	\$1,110.65	3.3154	22.07%
Sewer	84	CCF	\$174.15	\$0.00	\$174.15	2.0732	3.46%
<b>Total Cost:</b>			<b>\$5,031.43</b>	<b>\$0.00</b>	<b>\$5,031.43</b>		

For LOGAN ELEMENTARY



*Filters: Cost Center Name Not Equal To DoNotReport; Billing Period Equal To 201205All Meter CodesAll Group Names*



**elpaso**

Energy CAP

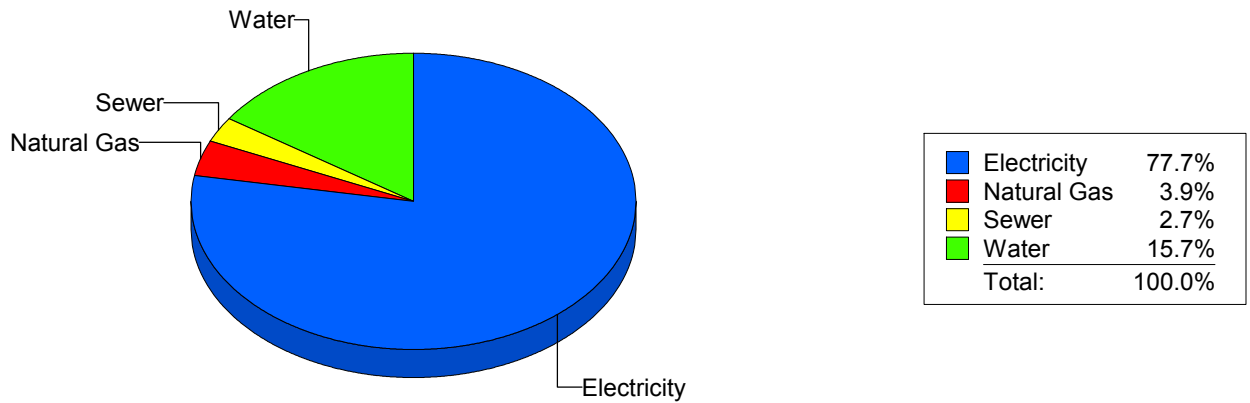
Cost Avoidance Program

**Cost Summary Graph**

Grouped by Energy Type

Energy Type	Use	Units	Meter Cost	Special Charges	Total Cost	Avg Unit Cost	% of Total Cost
<b>Site: LUNDY - LUNDY</b>							
Electricity	73,000	KWH	\$8,799.35	\$0.00	\$8,799.35	0.1205	77.69%
Natural Gas	899	CCF	\$441.47	\$0.00	\$441.47	0.4911	3.90%
Water	484	CCF	\$1,774.30	\$0.00	\$1,774.30	3.6659	15.67%
Sewer	71	CCF	\$311.32	\$0.00	\$311.32	4.3848	2.75%
<b>Total Cost:</b>			<b>\$11,326.44</b>	<b>\$0.00</b>	<b>\$11,326.44</b>		

For LUNDY



*Filters: Cost Center Name Not Equal To DoNotReport; Billing Period Equal To 201205All Meter CodesAll Group Names*

**elpaso**

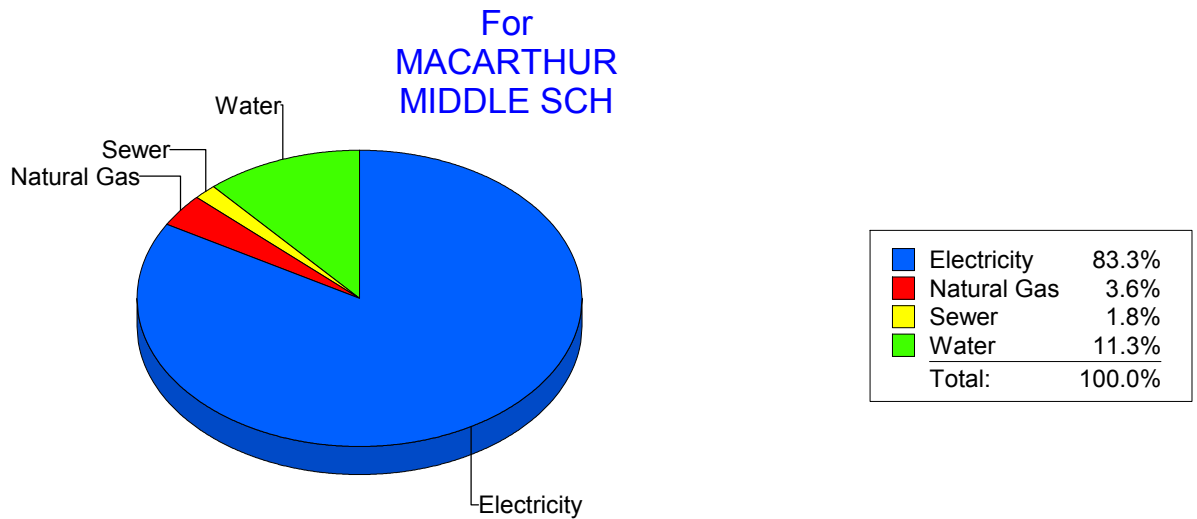
Energy CAP

Cost Avoidance Program

**Cost Summary Graph**

Grouped by Energy Type

Energy Type	Use	Units	Meter Cost	Special Charges	Total Cost	Avg Unit Cost	% of Total Cost
<b>Site: MACARTHUR MIDDLE SCH - MACARTHUR MIDDLE SCH</b>							
Electricity	112,040	KWH	\$13,083.47	\$0.00	\$13,083.47	0.1168	83.33%
Natural Gas	1,257	CCF	\$563.32	\$0.00	\$563.32	0.4481	3.59%
Water	552	CCF	\$1,767.67	\$0.00	\$1,767.67	3.2023	11.26%
Sewer	111	CCF	\$287.15	\$0.00	\$287.15	2.5869	1.83%
<b>Total Cost:</b>			<b>\$15,701.61</b>	<b>\$0.00</b>	<b>\$15,701.61</b>		



*Filters: Cost Center Name Not Equal To DoNotReport; Billing Period Equal To 201205All Meter CodesAll Group Names*

**elpaso**

Energy CAP

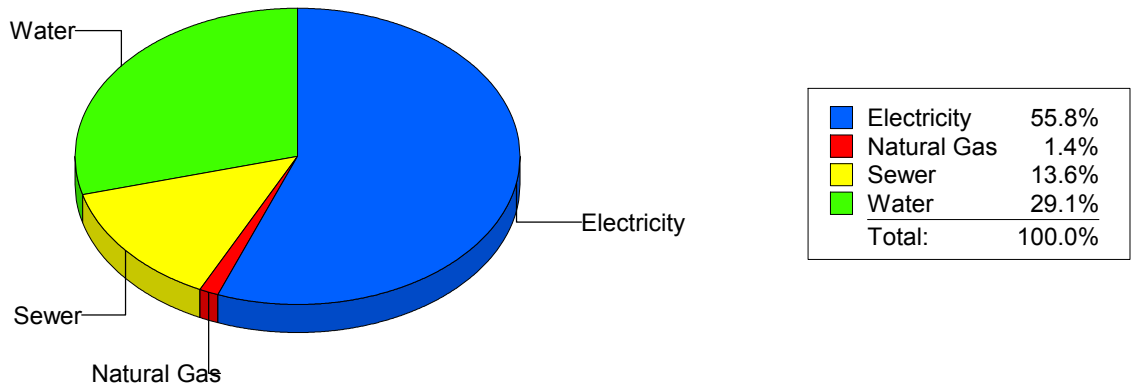
Cost Avoidance Program

**Cost Summary Graph**

Grouped by Energy Type

Energy Type	Use	Units	Meter Cost	Special Charges	Total Cost	Avg Unit Cost	% of Total Cost
<b>Site: MAGOFFIN MIDDLE SCHO - MAGOFFIN MIDDLE SCHO</b>							
Electricity	14,565	KWH	\$1,922.14	\$0.00	\$1,922.14	0.1320	55.85%
Natural Gas	37	CCF	\$48.88	\$0.00	\$48.88	1.3211	1.42%
Water	351	CCF	\$1,002.21	\$0.00	\$1,002.21	2.8553	29.12%
Sewer	191	CCF	\$468.52	\$0.00	\$468.52	2.4530	13.61%
<b>Total Cost:</b>			<b>\$3,441.75</b>	<b>\$0.00</b>	<b>\$3,441.75</b>		

For MAGOFFIN MIDDLE SCHO



*Filters: Cost Center Name Not Equal To DoNotReport; Billing Period Equal To 201205All Meter CodesAll Group Names*

**elpaso**

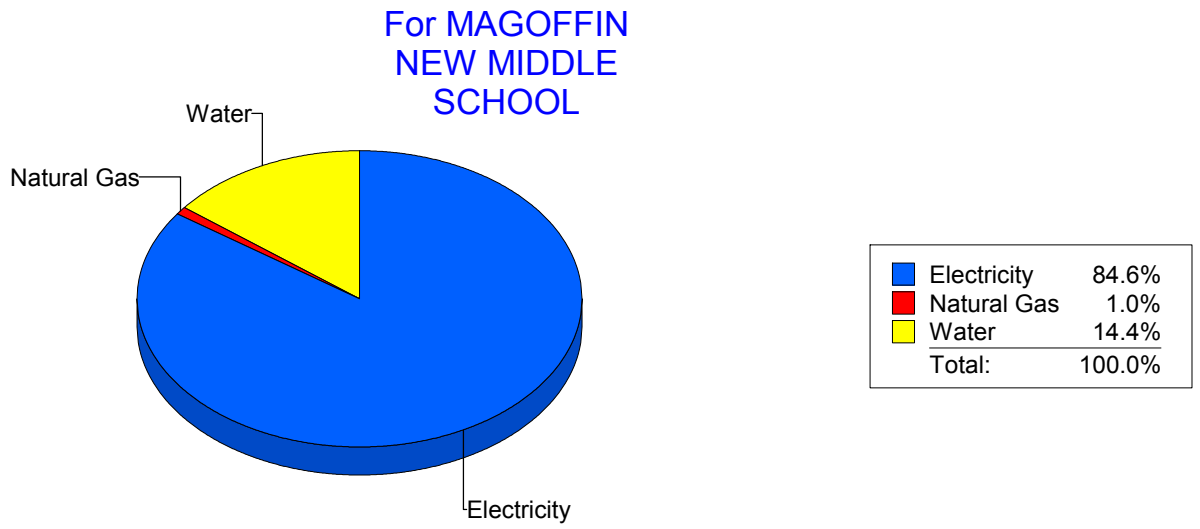
Energy CAP

Cost Avoidance Program

**Cost Summary Graph**

Grouped by Energy Type

Energy Type	Use	Units	Meter Cost	Special Charges	Total Cost	Avg Unit Cost	% of Total Cost
<b>Site: MAGOFFINMIDDLESCHOOLN047 - MAGOFFIN NEW MIDDLE SCHOOL</b>							
Electricity	150,000	KWH	\$16,631.09	\$0.00	\$16,631.09	0.1109	84.59%
Natural Gas	388	CCF	\$196.20	\$0.00	\$196.20	0.5057	1.00%
Water	746	CCF	\$2,832.77	\$0.00	\$2,832.77	3.7973	14.41%
<b>Total Cost:</b>			<b>\$19,660.06</b>	<b>\$0.00</b>	<b>\$19,660.06</b>		



*Filters: Cost Center Name Not Equal To DoNotReport; Billing Period Equal To 201205All Meter CodesAll Group Names*

**elpaso**

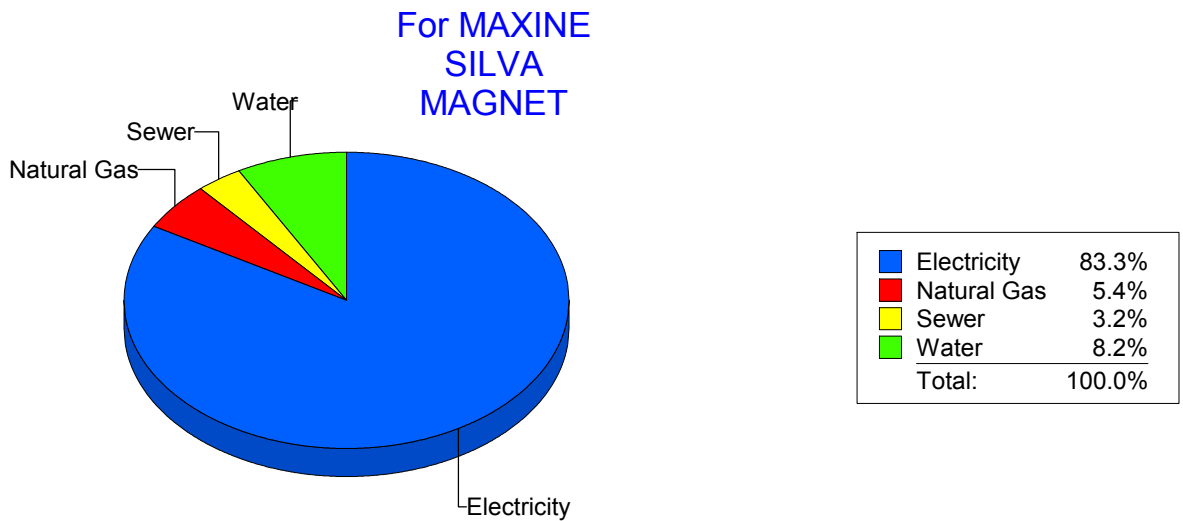
Energy CAP

Cost Avoidance Program

**Cost Summary Graph**

Grouped by Energy Type

Energy Type	Use	Units	Meter Cost	Special Charges	Total Cost	Avg Unit Cost	% of Total Cost
<b>Site: MAXINE SILVA MAGNET - MAXINE SILVA MAGNET</b>							
Electricity	93,300	KWH	\$10,097.17	\$0.00	\$10,097.17	0.1082	83.26%
Natural Gas	1,475	CCF	\$654.85	\$0.00	\$654.85	0.4440	5.40%
Water	417	CCF	\$991.84	\$0.00	\$991.84	2.3785	8.18%
Sewer	185	CCF	\$384.09	\$0.00	\$384.09	2.0762	3.17%
<b>Total Cost:</b>			<b>\$12,127.95</b>	<b>\$0.00</b>	<b>\$12,127.95</b>		



*Filters: Cost Center Name Not Equal To DoNotReport; Billing Period Equal To 201205All Meter CodesAll Group Names*

**elpaso**

Energy CAP

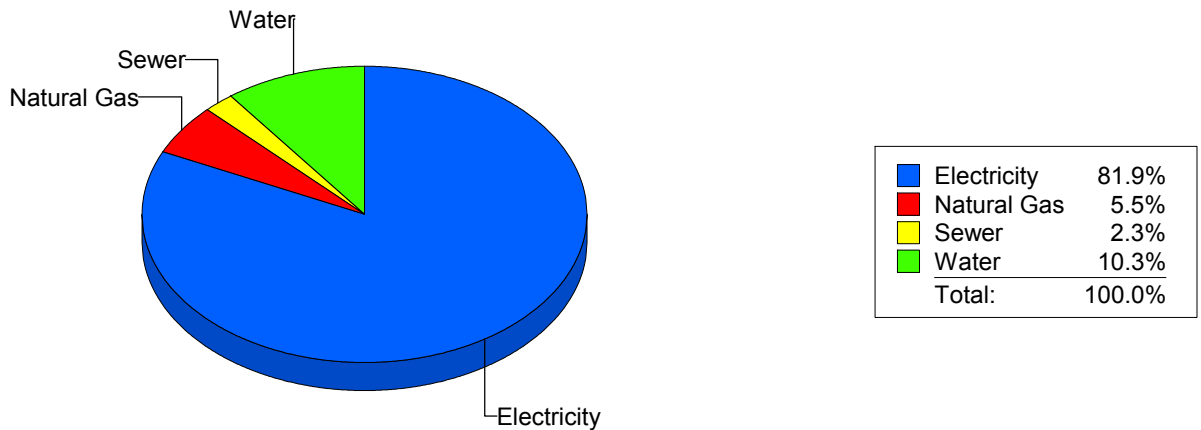
Cost Avoidance Program

**Cost Summary Graph**

Grouped by Energy Type

Energy Type	Use	Units	Meter Cost	Special Charges	Total Cost	Avg Unit Cost	% of Total Cost
<b>Site: MESITA ELEMENTARY - MESITA ELEMENTARY</b>							
Electricity	101,880	KWH	\$13,511.13	\$0.00	\$13,511.13	0.1326	81.88%
Natural Gas	2,007	CCF	\$911.92	\$0.00	\$911.92	0.4544	5.53%
Water	495	CCF	\$1,706.23	\$0.00	\$1,706.23	3.4469	10.34%
Sewer	117	CCF	\$371.58	\$0.00	\$371.58	3.1759	2.25%
<b>Total Cost:</b>			<b>\$16,500.86</b>	<b>\$0.00</b>	<b>\$16,500.86</b>		

For MESITA ELEMENTARY



*Filters: Cost Center Name Not Equal To DoNotReport; Billing Period Equal To 201205All Meter CodesAll Group Names*

**elpaso**

Energy CAP

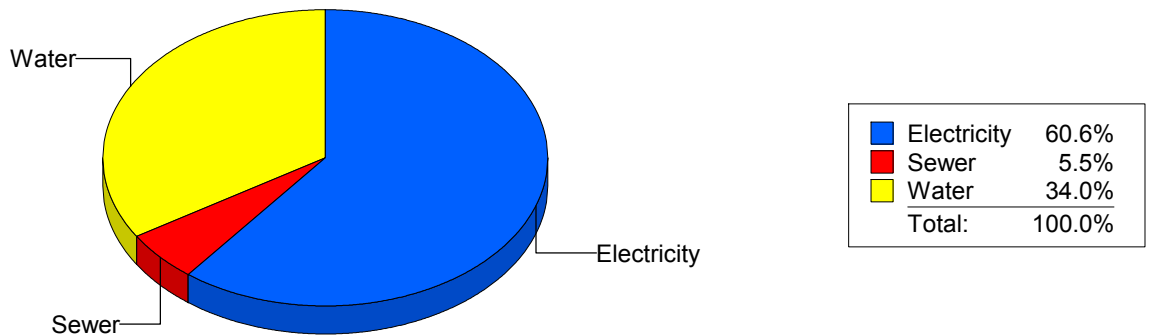
Cost Avoidance Program

**Cost Summary Graph**

Grouped by Energy Type

Energy Type	Use	Units	Meter Cost	Special Charges	Total Cost	Avg Unit Cost	% of Total Cost
<b>Site: MILAM ELEMENTARY - MILAM ELEMENTARY</b>							
Electricity	22,320	KWH	\$2,909.82	\$0.00	\$2,909.82	0.1304	60.56%
Water	438	CCF	\$1,632.57	\$0.00	\$1,632.57	3.7273	33.98%
Sewer	92	CCF	\$262.26	\$0.00	\$262.26	2.8507	5.46%
<b>Total Cost:</b>			<b>\$4,804.65</b>	<b>\$0.00</b>	<b>\$4,804.65</b>		

For MILAM ELEMENTARY



*Filters: Cost Center Name Not Equal To DoNotReport; Billing Period Equal To 201205All Meter CodesAll Group Names*

**el paso**

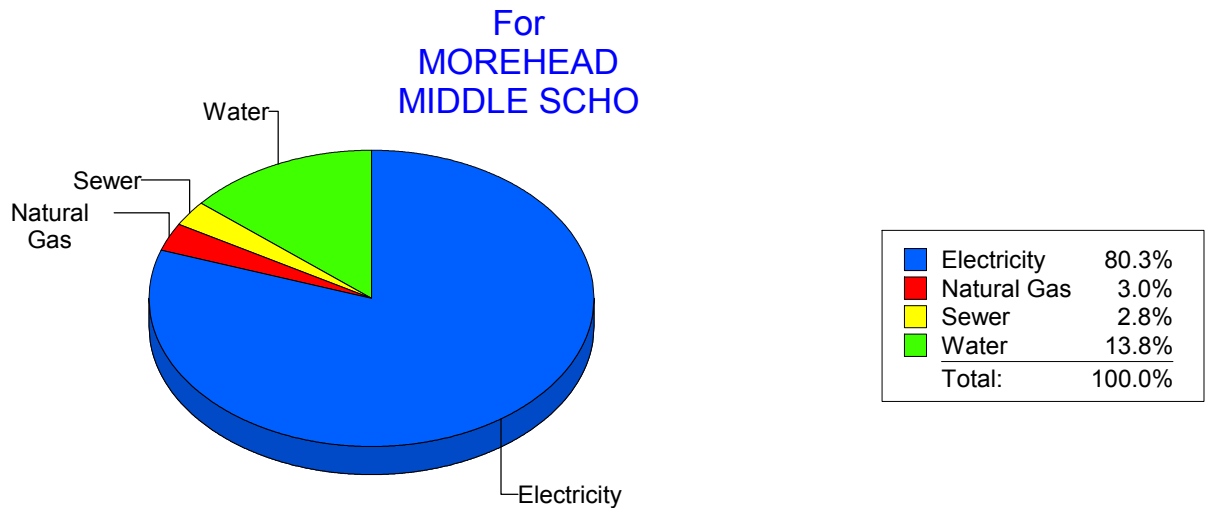
Energy CAP

Cost Avoidance Program

**Cost Summary Graph**

Grouped by Energy Type

Energy Type	Use	Units	Meter Cost	Special Charges	Total Cost	Avg Unit Cost	% of Total Cost
<b>Site: MOREHEAD MIDDLE SCHO - MOREHEAD MIDDLE SCHO</b>							
Electricity	106,052	KWH	\$12,790.31	\$0.00	\$12,790.31	0.1206	80.29%
Natural Gas	1,071	CCF	\$485.25	\$0.00	\$485.25	0.4531	3.05%
Water	1,500	CCF	\$2,202.72	\$0.00	\$2,202.72	1.4685	13.83%
Sewer	178	CCF	\$451.49	\$0.00	\$451.49	2.5365	2.83%
<b>Total Cost:</b>			<b>\$15,929.77</b>	<b>\$0.00</b>	<b>\$15,929.77</b>		



*Filters: Cost Center Name Not Equal To DoNotReport; Billing Period Equal To 201205All Meter CodesAll Group Names*



**elpaso**

Energy CAP

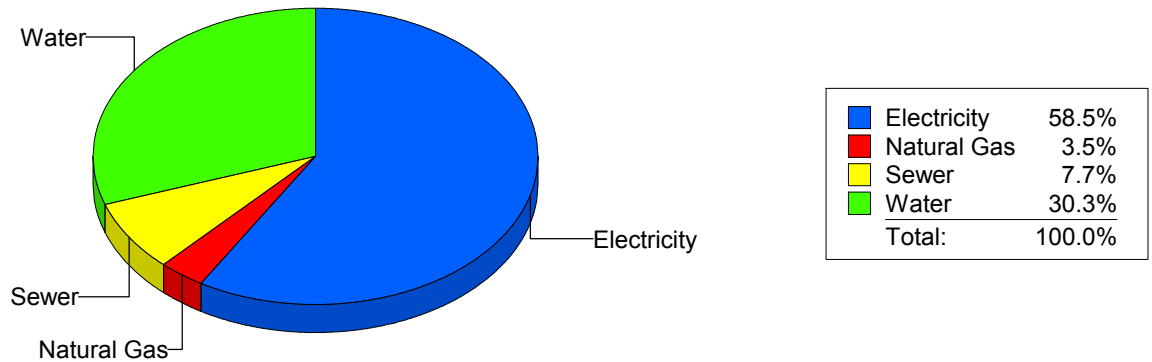
Cost Avoidance Program

**Cost Summary Graph**

Grouped by Energy Type

Energy Type	Use	Units	Meter Cost	Special Charges	Total Cost	Avg Unit Cost	% of Total Cost
<b>Site: NEWMAN ELEMENTARY - NEWMAN ELEMENTARY</b>							
Electricity	28,382	KWH	\$3,739.82	\$0.00	\$3,739.82	0.1318	58.50%
Natural Gas	282	CCF	\$222.86	\$0.00	\$222.86	0.7903	3.49%
Water	785	CCF	\$1,937.76	\$0.00	\$1,937.76	2.4685	30.31%
Sewer	288	CCF	\$492.35	\$0.00	\$492.35	1.7095	7.70%
<b>Total Cost:</b>			<b>\$6,392.79</b>	<b>\$0.00</b>	<b>\$6,392.79</b>		

For NEWMAN ELEMENTARY



*Filters: Cost Center Name Not Equal To DoNotReport; Billing Period Equal To 201205All Meter CodesAll Group Names*

**el paso**

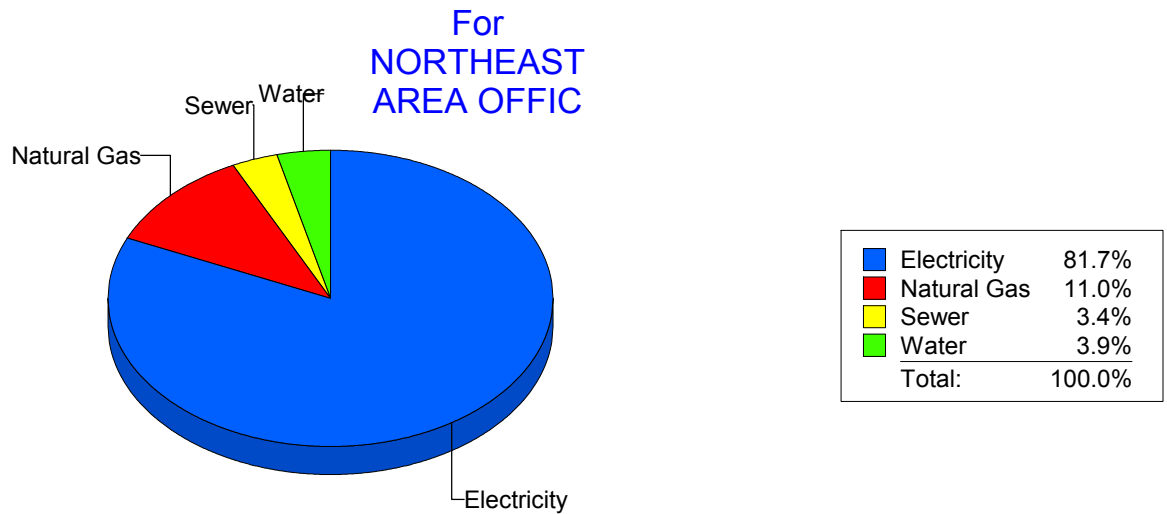
Energy CAP

Cost Avoidance Program

**Cost Summary Graph**

Grouped by Energy Type

Energy Type	Use	Units	Meter Cost	Special Charges	Total Cost	Avg Unit Cost	% of Total Cost
<b>Site: NORTHEAST AREA OFFIC - NORTHEAST AREA OFFIC</b>							
Electricity	9,720	KWH	\$1,164.54	\$0.00	\$1,164.54	0.1198	81.73%
Natural Gas	25	CCF	\$156.15	\$0.00	\$156.15	6.2460	10.96%
Water	8	CCF	\$56.00	\$0.00	\$56.00	7.0000	3.93%
Sewer	5	CCF	\$48.19	\$0.00	\$48.19	9.6380	3.38%
<b>Total Cost:</b>			<b>\$1,424.88</b>	<b>\$0.00</b>	<b>\$1,424.88</b>		



*Filters: Cost Center Name Not Equal To DoNotReport; Billing Period Equal To 201205All Meter CodesAll Group Names*

**el paso**

Energy CAP

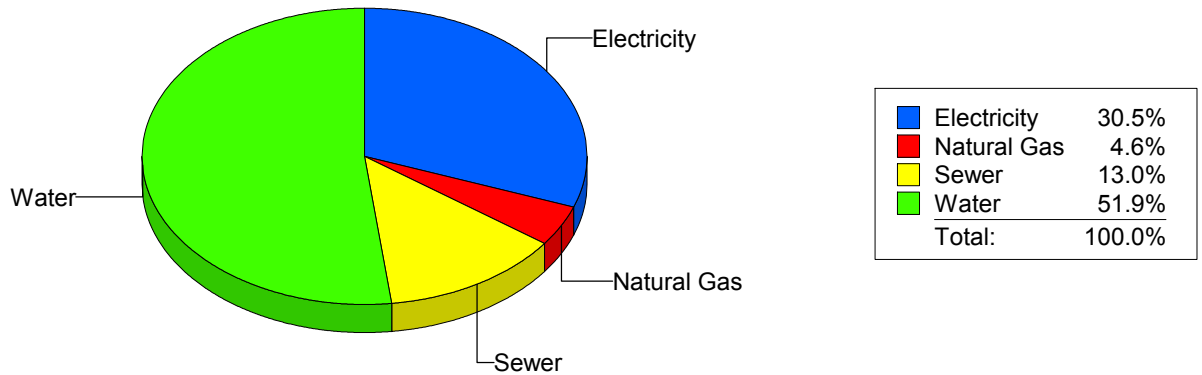
Cost Avoidance Program

**Cost Summary Graph**

Grouped by Energy Type

Energy Type	Use	Units	Meter Cost	Special Charges	Total Cost	Avg Unit Cost	% of Total Cost
<b>Site: NORTHEAST AREA TRANS - NORTHEAST AREA TRANS</b>							
Electricity	6,195	KWH	\$648.30	\$0.00	\$648.30	0.1046	30.49%
Natural Gas	71	CCF	\$97.05	\$0.00	\$97.05	1.3669	4.56%
Water	248	CCF	\$1,103.50	\$0.00	\$1,103.50	4.4496	51.90%
Sewer	45	CCF	\$277.26	\$0.00	\$277.26	6.1613	13.04%
<b>Total Cost:</b>			<b>\$2,126.11</b>	<b>\$0.00</b>	<b>\$2,126.11</b>		

For  
NORTHEAST  
AREA TRANS



*Filters: Cost Center Name Not Equal To DoNotReport; Billing Period Equal To 201205All Meter CodesAll Group Names*

**elpaso**

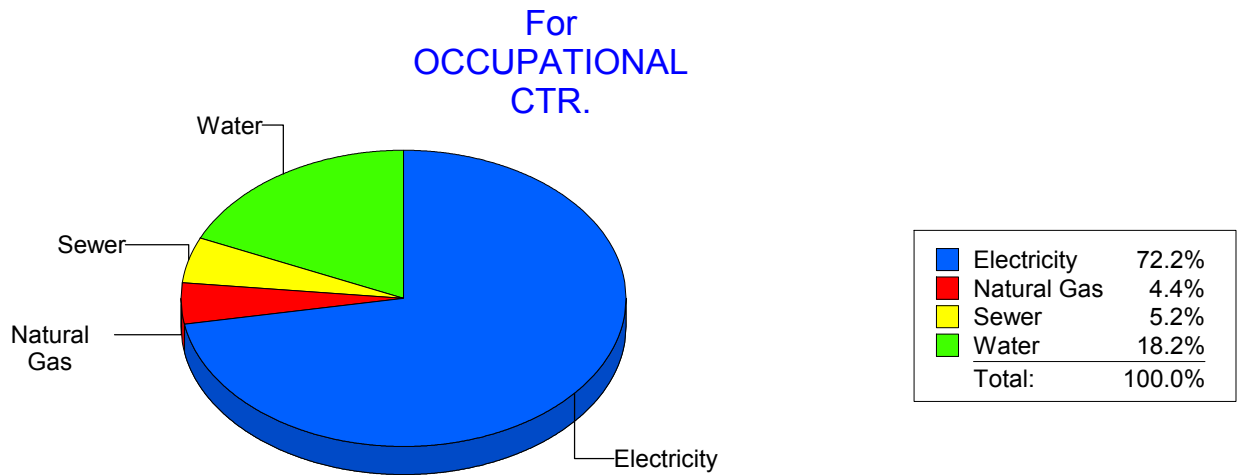
Energy CAP

Cost Avoidance Program

**Cost Summary Graph**

Grouped by Energy Type

Energy Type	Use	Units	Meter Cost	Special Charges	Total Cost	Avg Unit Cost	% of Total Cost
Site: OCCUPATIONAL CTR. - OCCUPATIONAL CTR.							
Electricity	6,000	KWH	\$797.40	\$0.00	\$797.40	0.1329	72.15%
Natural Gas	37	CCF	\$49.00	\$0.00	\$49.00	1.3243	4.43%
Water	35	CCF	\$201.28	\$0.00	\$201.28	5.7509	18.21%
Sewer	5	CCF	\$57.51	\$0.00	\$57.51	11.5020	5.20%
<b>Total Cost:</b>			<b>\$1,105.19</b>	<b>\$0.00</b>	<b>\$1,105.19</b>		



*Filters: Cost Center Name Not Equal To DoNotReport; Billing Period Equal To 201205All Meter CodesAll Group Names*

**el paso**

Energy CAP

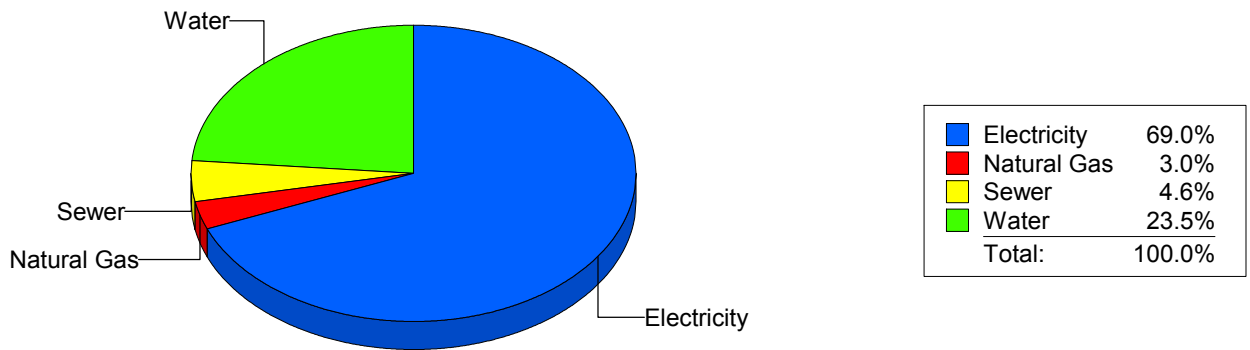
Cost Avoidance Program

**Cost Summary Graph**

Grouped by Energy Type

Energy Type	Use	Units	Meter Cost	Special Charges	Total Cost	Avg Unit Cost	% of Total Cost
<b>Site: PARK ELEMENTARY - PARK ELEMENTARY</b>							
Electricity	32,966	KWH	\$4,663.76	\$0.00	\$4,663.76	0.1415	68.98%
Natural Gas	236	CCF	\$200.25	\$0.00	\$200.25	0.8485	2.96%
Water	434	CCF	\$1,588.00	\$0.00	\$1,588.00	3.6590	23.49%
Sewer	99	CCF	\$308.87	\$0.00	\$308.87	3.1199	4.57%
<b>Total Cost:</b>			<b>\$6,760.88</b>	<b>\$0.00</b>	<b>\$6,760.88</b>		

For PARK ELEMENTARY



*Filters: Cost Center Name Not Equal To DoNotReport; Billing Period Equal To 201205All Meter CodesAll Group Names*

**elpaso**

Energy CAP

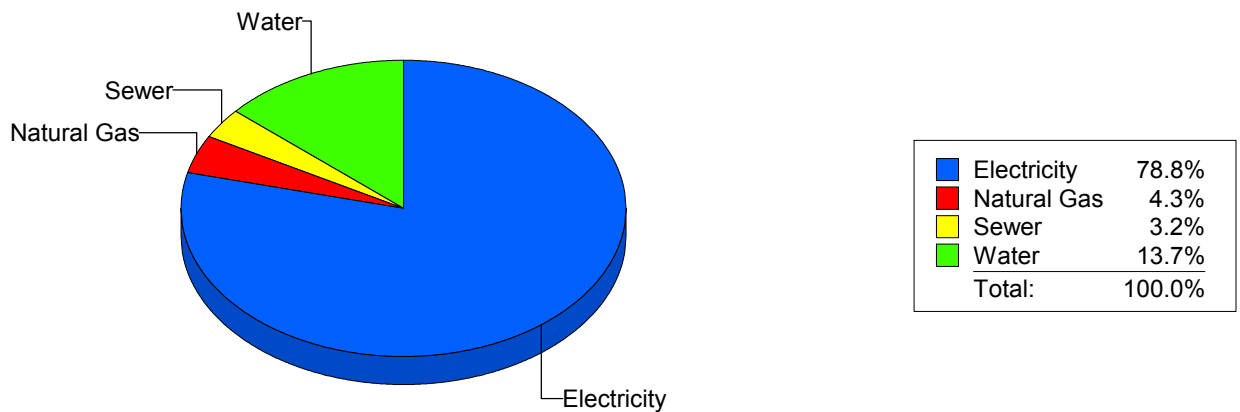
Cost Avoidance Program

**Cost Summary Graph**

Grouped by Energy Type

Energy Type	Use	Units	Meter Cost	Special Charges	Total Cost	Avg Unit Cost	% of Total Cost
<b>Site: PAUL MORENO - PAUL MORENO</b>							
Electricity	74,100	KWH	\$8,373.62	\$0.00	\$8,373.62	0.1130	78.80%
Natural Gas	928	CCF	\$461.73	\$0.00	\$461.73	0.4976	4.35%
Water	383	CCF	\$1,452.60	\$0.00	\$1,452.60	3.7927	13.67%
Sewer	111	CCF	\$338.11	\$0.00	\$338.11	3.0460	3.18%
<b>Total Cost:</b>			<b>\$10,626.06</b>	<b>\$0.00</b>	<b>\$10,626.06</b>		

For PAUL MORENO



*Filters: Cost Center Name Not Equal To DoNotReport; Billing Period Equal To 201205All Meter CodesAll Group Names*

**elpaso**

Energy CAP

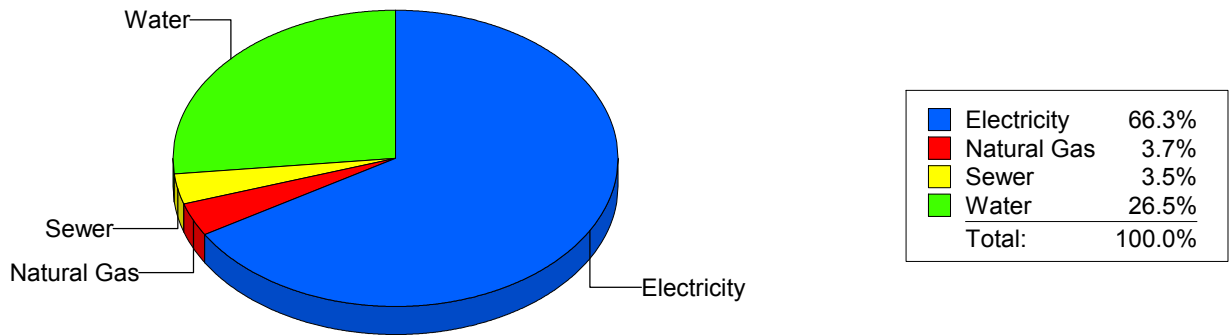
Cost Avoidance Program

**Cost Summary Graph**

Grouped by Energy Type

Energy Type	Use	Units	Meter Cost	Special Charges	Total Cost	Avg Unit Cost	% of Total Cost
<b>Site: POLK ELEMENTARY - POLK ELEMENTARY</b>							
Electricity	37,920	KWH	\$4,720.99	\$0.00	\$4,720.99	0.1245	66.28%
Natural Gas	394	CCF	\$265.53	\$0.00	\$265.53	0.6739	3.73%
Water	472	CCF	\$1,890.08	\$0.00	\$1,890.08	4.0044	26.53%
Sewer	80	CCF	\$246.54	\$0.00	\$246.54	3.0818	3.46%
<b>Total Cost:</b>			<b>\$7,123.14</b>	<b>\$0.00</b>	<b>\$7,123.14</b>		

For POLK ELEMENTARY



*Filters: Cost Center Name Not Equal To DoNotReport; Billing Period Equal To 201205All Meter CodesAll Group Names*

**elpaso**

Energy CAP

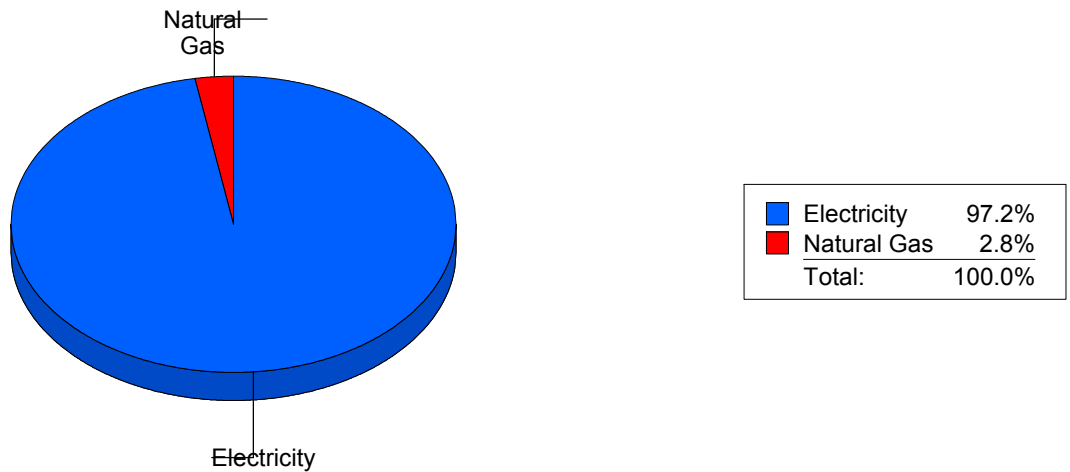
Cost Avoidance Program

**Cost Summary Graph**

Grouped by Energy Type

Energy Type	Use	Units	Meter Cost	Special Charges	Total Cost	Avg Unit Cost	% of Total Cost
<b>Site: POWELL - POWELL</b>							
Electricity	65,160	KWH	\$10,206.61	\$0.00	\$10,206.61	0.1566	97.20%
Natural Gas	615	CCF	\$293.78	\$0.00	\$293.78	0.4777	2.80%
<b>Total Cost:</b>			<b>\$10,500.39</b>	<b>\$0.00</b>	<b>\$10,500.39</b>		

For POWELL



*Filters: Cost Center Name Not Equal To DoNotReport; Billing Period Equal To 201205All Meter CodesAll Group Names*



**el paso**

Energy CAP

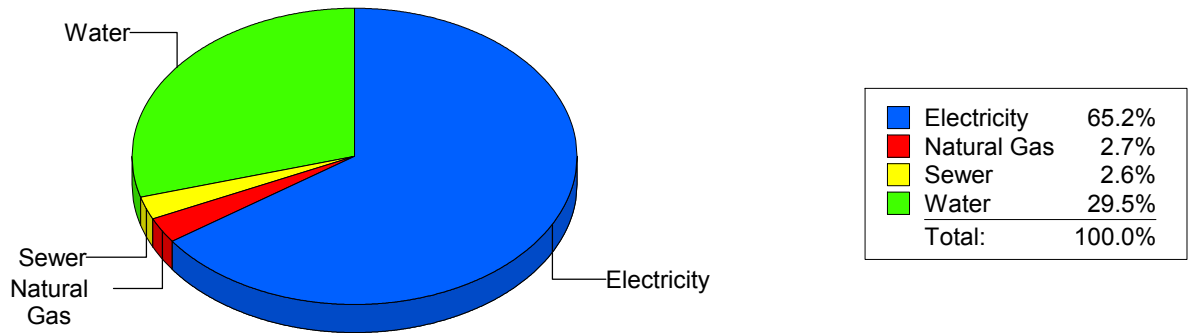
Cost Avoidance Program

**Cost Summary Graph**

Grouped by Energy Type

Energy Type	Use	Units	Meter Cost	Special Charges	Total Cost	Avg Unit Cost	% of Total Cost
<b>Site: PUTNAM ELEMENTARY - PUTNAM ELEMENTARY</b>							
Electricity	34,531	KWH	\$4,783.15	\$0.00	\$4,783.15	0.1385	65.23%
Natural Gas	313	CCF	\$199.97	\$0.00	\$199.97	0.6389	2.73%
Water	550	CCF	\$2,159.60	\$0.00	\$2,159.60	3.9265	29.45%
Sewer	88	CCF	\$190.18	\$0.00	\$190.18	2.1611	2.59%
<b>Total Cost:</b>			<b>\$7,332.90</b>	<b>\$0.00</b>	<b>\$7,332.90</b>		

For PUTNAM ELEMENTARY



*Filters: Cost Center Name Not Equal To DoNotReport; Billing Period Equal To 201205All Meter CodesAll Group Names*

**elpaso**

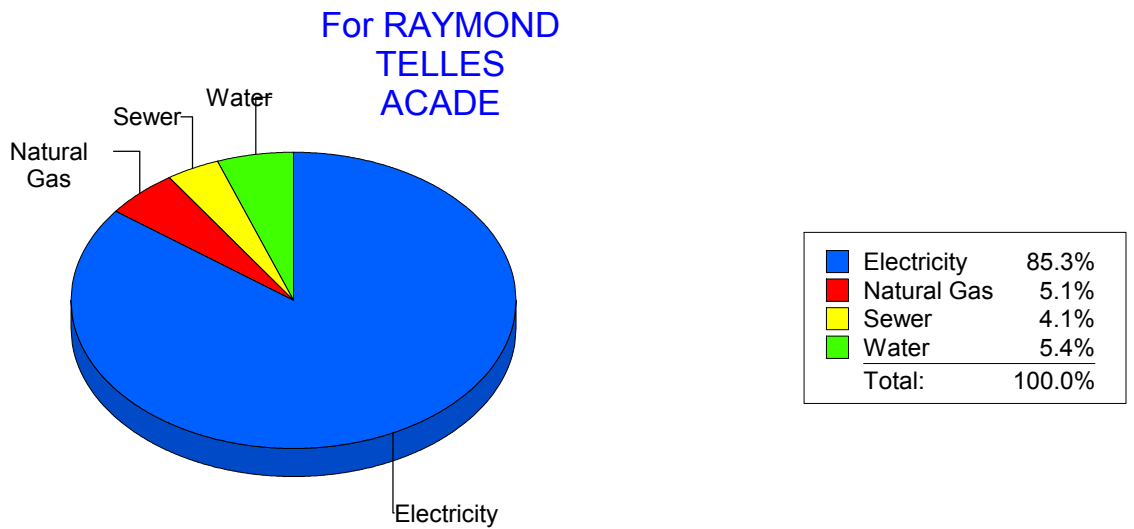
Energy CAP

Cost Avoidance Program

**Cost Summary Graph**

Grouped by Energy Type

Energy Type	Use	Units	Meter Cost	Special Charges	Total Cost	Avg Unit Cost	% of Total Cost
<b>Site: RAYMOND TELLES ACADE - RAYMOND TELLES ACADE</b>							
Electricity	53,800	KWH	\$5,898.68	\$0.00	\$5,898.68	0.1096	85.28%
Natural Gas	763	CCF	\$355.91	\$0.00	\$355.91	0.4665	5.15%
Water	151	CCF	\$376.41	\$0.00	\$376.41	2.4928	5.44%
Sewer	110	CCF	\$285.84	\$0.00	\$285.84	2.5985	4.13%
<b>Total Cost:</b>			<b>\$6,916.84</b>	<b>\$0.00</b>	<b>\$6,916.84</b>		



*Filters: Cost Center Name Not Equal To DoNotReport; Billing Period Equal To 201205All Meter CodesAll Group Names*

**elpaso**

Energy CAP

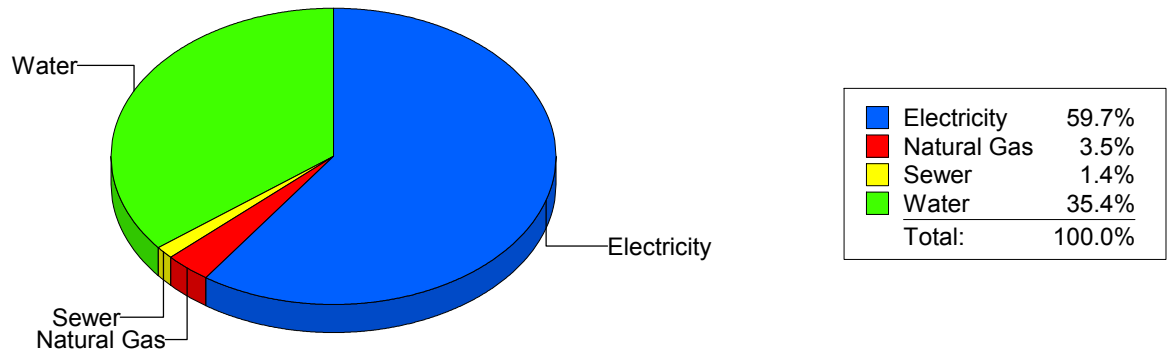
Cost Avoidance Program

**Cost Summary Graph**

Grouped by Energy Type

Energy Type	Use	Units	Meter Cost	Special Charges	Total Cost	Avg Unit Cost	% of Total Cost
<b>Site: RICHARDSON MIDDLE - RICHARDSON MIDDLE</b>							
Electricity	102,600	KWH	\$12,655.91	\$0.00	\$12,655.91	0.1234	59.69%
Natural Gas	1,675	CCF	\$738.81	\$0.00	\$738.81	0.4411	3.48%
Water	1,526	CCF	\$7,511.52	\$0.00	\$7,511.52	4.9224	35.43%
Sewer	119	CCF	\$297.63	\$0.00	\$297.63	2.5011	1.40%
<b>Total Cost:</b>			<b>\$21,203.87</b>	<b>\$0.00</b>	<b>\$21,203.87</b>		

For  
RICHARDSON  
MIDDLE



*Filters: Cost Center Name Not Equal To DoNotReport; Billing Period Equal To 201205All Meter CodesAll Group Names*

**elpaso**

Energy CAP

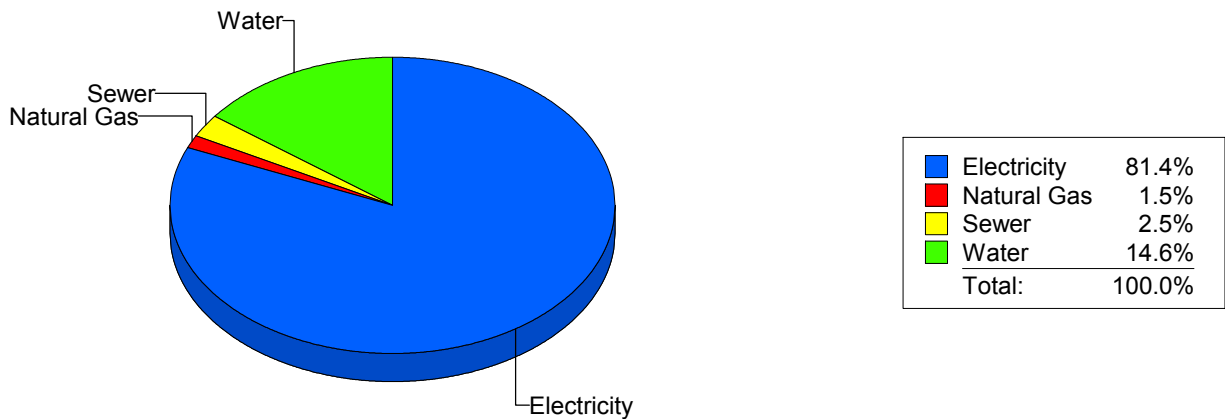
Cost Avoidance Program

**Cost Summary Graph**

Grouped by Energy Type

Energy Type	Use	Units	Meter Cost	Special Charges	Total Cost	Avg Unit Cost	% of Total Cost
<b>Site: RIVERA ELEMENTARY - RIVERA ELEMENTARY</b>							
Electricity	69,600	KWH	\$9,144.02	\$0.00	\$9,144.02	0.1314	81.37%
Natural Gas	337	CCF	\$173.75	\$0.00	\$173.75	0.5156	1.55%
Water	500	CCF	\$1,641.95	\$0.00	\$1,641.95	3.2839	14.61%
Sewer	104	CCF	\$277.98	\$0.00	\$277.98	2.6729	2.47%
<b>Total Cost:</b>			<b>\$11,237.70</b>	<b>\$0.00</b>	<b>\$11,237.70</b>		

For RIVERA ELEMENTARY



*Filters: Cost Center Name Not Equal To DoNotReport; Billing Period Equal To 201205All Meter CodesAll Group Names*

**elpaso**

Energy CAP

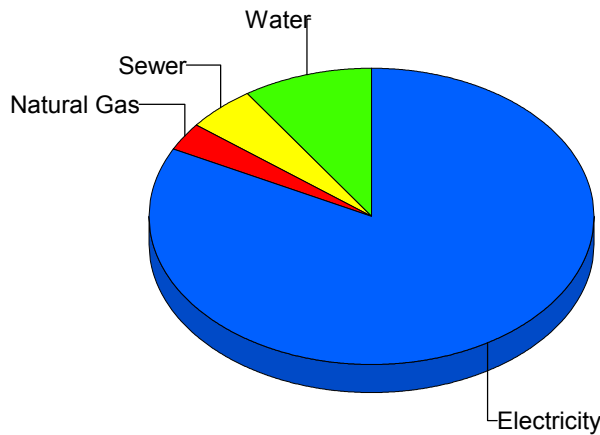
Cost Avoidance Program

**Cost Summary Graph**

Grouped by Energy Type

Energy Type	Use	Units	Meter Cost	Special Charges	Total Cost	Avg Unit Cost	% of Total Cost
<b>Site: ROBERTS ELEMENTARY - ROBERTS ELEMENTARY</b>							
Electricity	49,088	KWH	\$5,563.23	\$0.00	\$5,563.23	0.1133	82.60%
Natural Gas	331	CCF	\$206.83	\$0.00	\$206.83	0.6249	3.07%
Water	263	CCF	\$633.30	\$0.00	\$633.30	2.4080	9.40%
Sewer	137	CCF	\$331.62	\$0.00	\$331.62	2.4206	4.92%
<b>Total Cost:</b>			<b>\$6,734.98</b>	<b>\$0.00</b>	<b>\$6,734.98</b>		

For ROBERTS ELEMENTARY



Electricity	82.6%
Natural Gas	3.1%
Sewer	4.9%
Water	9.4%
<b>Total:</b>	<b>100.0%</b>

*Filters: Cost Center Name Not Equal To DoNotReport; Billing Period Equal To 201205All Meter CodesAll Group Names*

**elpaso**

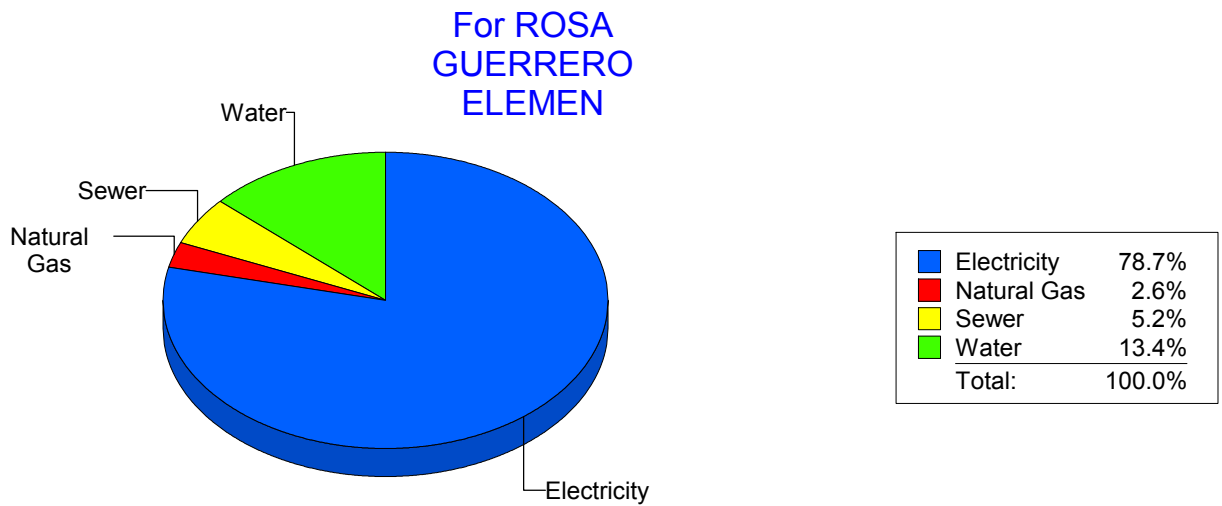
Energy CAP

Cost Avoidance Program

**Cost Summary Graph**

Grouped by Energy Type

Energy Type	Use	Units	Meter Cost	Special Charges	Total Cost	Avg Unit Cost	% of Total Cost
<b>Site: ROSA GUERRERO ELEMEN - ROSA GUERRERO ELEMEN</b>							
Electricity	49,600	KWH	\$6,706.95	\$0.00	\$6,706.95	0.1352	78.72%
Natural Gas	372	CCF	\$223.99	\$0.00	\$223.99	0.6021	2.63%
Water	553	CCF	\$1,145.06	\$0.00	\$1,145.06	2.0706	13.44%
Sewer	182	CCF	\$444.27	\$0.00	\$444.27	2.4410	5.21%
<b>Total Cost:</b>			<b>\$8,520.27</b>	<b>\$0.00</b>	<b>\$8,520.27</b>		



*Filters: Cost Center Name Not Equal To DoNotReport; Billing Period Equal To 201205All Meter CodesAll Group Names*

**el Paso**

Energy CAP

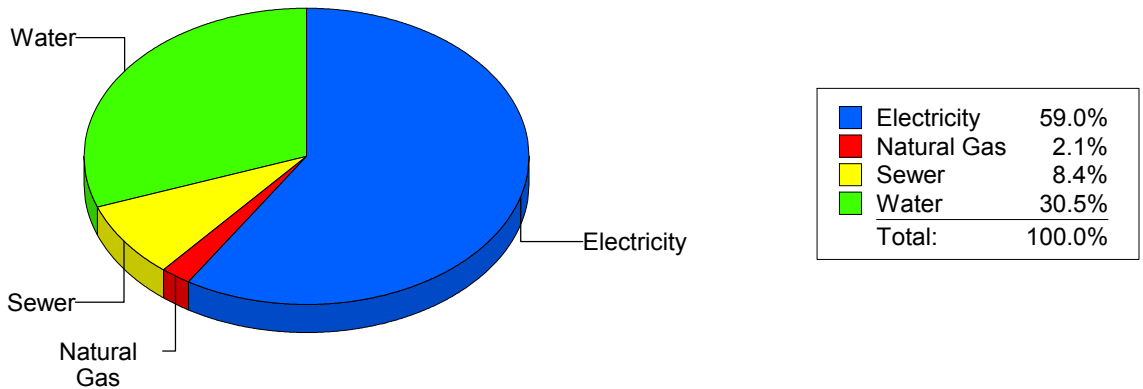
Cost Avoidance Program

**Cost Summary Graph**

Grouped by Energy Type

Energy Type	Use	Units	Meter Cost	Special Charges	Total Cost	Avg Unit Cost	% of Total Cost
<b>Site: ROSS MIDDLE SCHOOL - ROSS MIDDLE SCHOOL</b>							
Electricity	14,294	KWH	\$7,700.48	\$0.00	\$7,700.48	0.5387	58.96%
Natural Gas	582	CCF	\$279.93	\$0.00	\$279.93	0.4810	2.14%
Water	1,801	CCF	\$3,980.24	\$0.00	\$3,980.24	2.2100	30.47%
Sewer	732	CCF	\$1,100.66	\$0.00	\$1,100.66	1.5036	8.43%
<b>Total Cost:</b>			<b>\$13,061.31</b>	<b>\$0.00</b>	<b>\$13,061.31</b>		

For ROSS  
MIDDLE  
SCHOOL



*Filters: Cost Center Name Not Equal To DoNotReport; Billing Period Equal To 201205All Meter CodesAll Group Names*

**elpaso**

Energy CAP

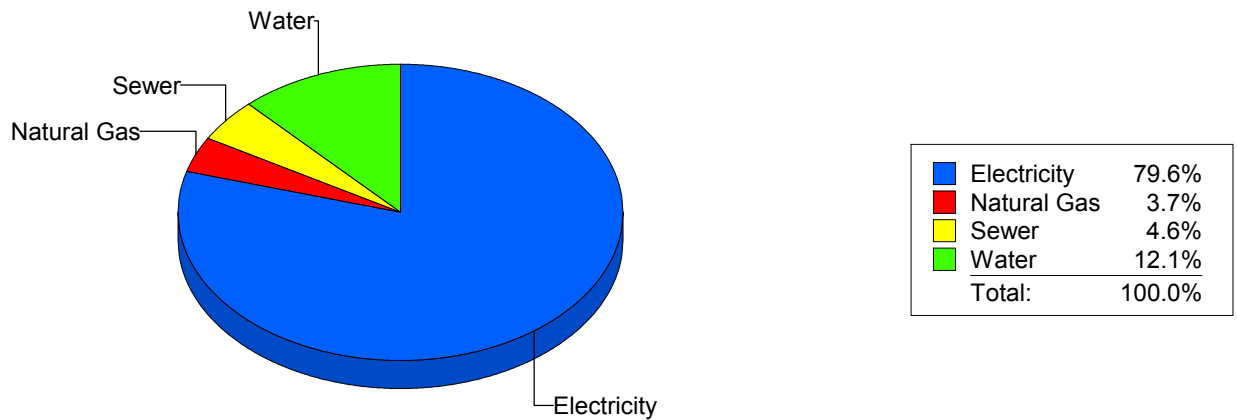
Cost Avoidance Program

**Cost Summary Graph**

Grouped by Energy Type

Energy Type	Use	Units	Meter Cost	Special Charges	Total Cost	Avg Unit Cost	% of Total Cost
<b>Site: RUSK ELEMENTARY - RUSK ELEMENTARY</b>							
Electricity	34,612	KWH	\$4,281.77	\$0.00	\$4,281.77	0.1237	79.55%
Natural Gas	240	CCF	\$201.46	\$0.00	\$201.46	0.8394	3.74%
Water	224	CCF	\$650.29	\$0.00	\$650.29	2.9031	12.08%
Sewer	84	CCF	\$248.67	\$0.00	\$248.67	2.9604	4.62%
<b>Total Cost:</b>			<b>\$5,382.19</b>	<b>\$0.00</b>	<b>\$5,382.19</b>		

For RUSK ELEMENTARY



*Filters: Cost Center Name Not Equal To DoNotReport; Billing Period Equal To 201205All Meter CodesAll Group Names*



**el paso**

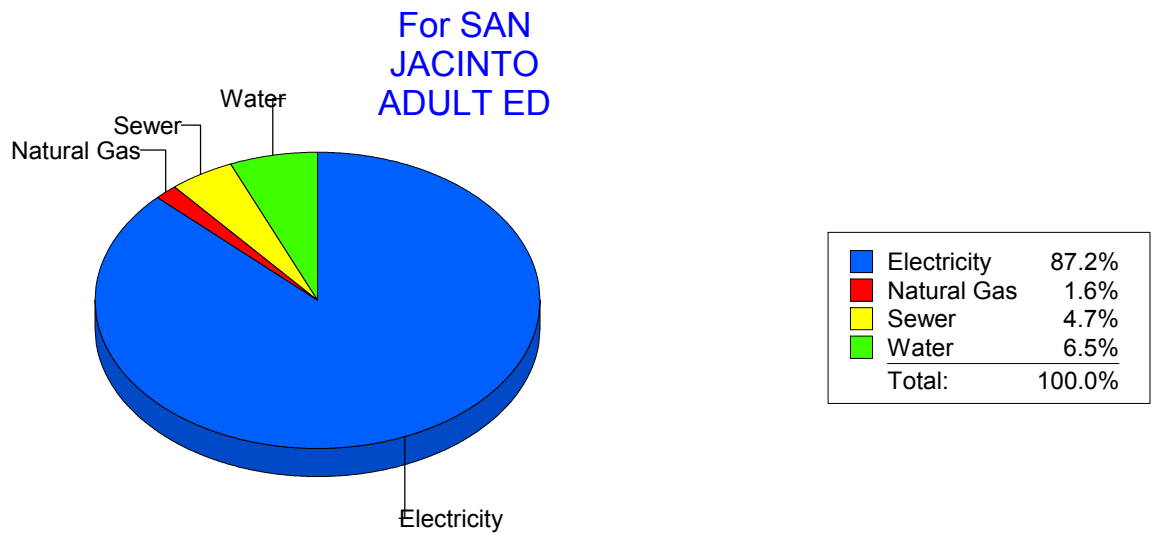
Energy CAP

Cost Avoidance Program

**Cost Summary Graph**

Grouped by Energy Type

Energy Type	Use	Units	Meter Cost	Special Charges	Total Cost	Avg Unit Cost	% of Total Cost
<b>Site: SAN JACINTO ADULT ED - SAN JACINTO ADULT ED</b>							
Electricity	13,200	KWH	\$2,054.58	\$0.00	\$2,054.58	0.1557	87.23%
Natural Gas	0	CCF	\$37.02	\$0.00	\$37.02	0.0000	1.57%
Water	59	CCF	\$152.42	\$0.00	\$152.42	2.5834	6.47%
Sewer	36	CCF	\$111.27	\$0.00	\$111.27	3.0908	4.72%
<b>Total Cost:</b>			<b>\$2,355.29</b>	<b>\$0.00</b>	<b>\$2,355.29</b>		



*Filters: Cost Center Name Not Equal To DoNotReport; Billing Period Equal To 201205All Meter CodesAll Group Names*

**elpaso**

Energy CAP

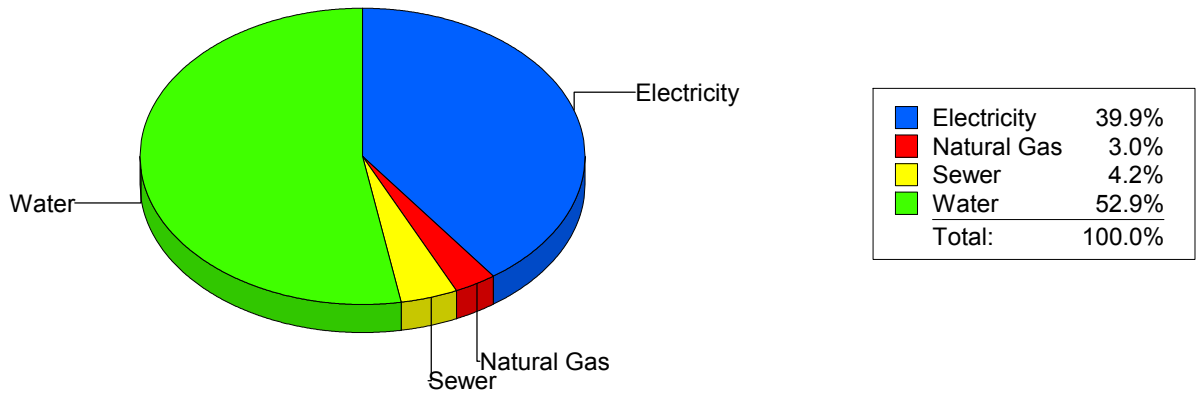
Cost Avoidance Program

**Cost Summary Graph**

Grouped by Energy Type

Energy Type	Use	Units	Meter Cost	Special Charges	Total Cost	Avg Unit Cost	% of Total Cost
<b>Site: SCHUSTER ELEMENTARY - SCHUSTER ELEMENTARY</b>							
Electricity	19,760	KWH	\$2,137.83	\$0.00	\$2,137.83	0.1082	39.91%
Natural Gas	310	CCF	\$161.85	\$0.00	\$161.85	0.5221	3.02%
Water	735	CCF	\$2,832.42	\$0.00	\$2,832.42	3.8536	52.88%
Sewer	122	CCF	\$223.93	\$0.00	\$223.93	1.8355	4.18%
<b>Total Cost:</b>			<b>\$5,356.03</b>	<b>\$0.00</b>	<b>\$5,356.03</b>		

For  
SCHUSTER  
ELEMENTARY



*Filters: Cost Center Name Not Equal To DoNotReport; Billing Period Equal To 201205All Meter CodesAll Group Names*

**elpaso**

Energy CAP

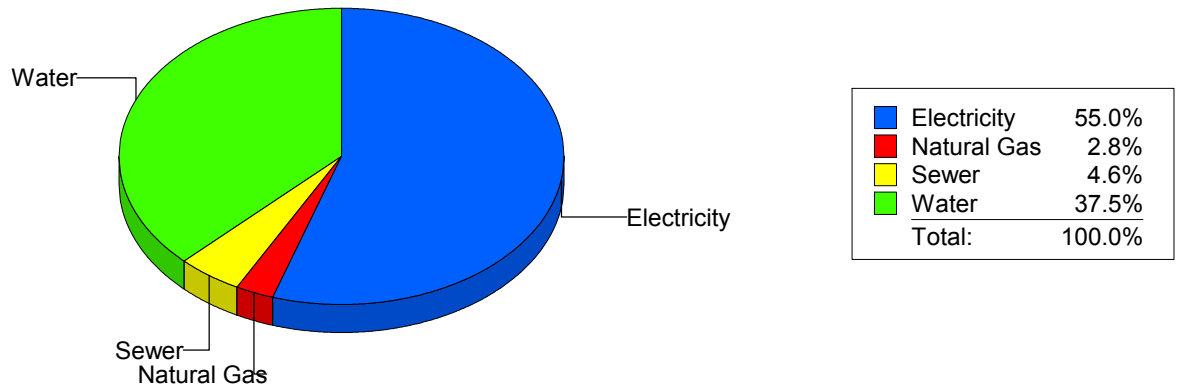
Cost Avoidance Program

**Cost Summary Graph**

Grouped by Energy Type

Energy Type	Use	Units	Meter Cost	Special Charges	Total Cost	Avg Unit Cost	% of Total Cost
<b>Site: STANTON ELEMENTARY - STANTON ELEMENTARY</b>							
Electricity	29,257	KWH	\$4,119.72	\$0.00	\$4,119.72	0.1408	55.04%
Natural Gas	337	CCF	\$210.73	\$0.00	\$210.73	0.6253	2.82%
Water	803	CCF	\$2,809.98	\$0.00	\$2,809.98	3.4994	37.54%
Sewer	175	CCF	\$344.32	\$0.00	\$344.32	1.9675	4.60%
<b>Total Cost:</b>			<b>\$7,484.75</b>	<b>\$0.00</b>	<b>\$7,484.75</b>		

For STANTON  
ELEMENTARY



*Filters: Cost Center Name Not Equal To DoNotReport; Billing Period Equal To 201205All Meter CodesAll Group Names*

**elpaso**

Energy CAP

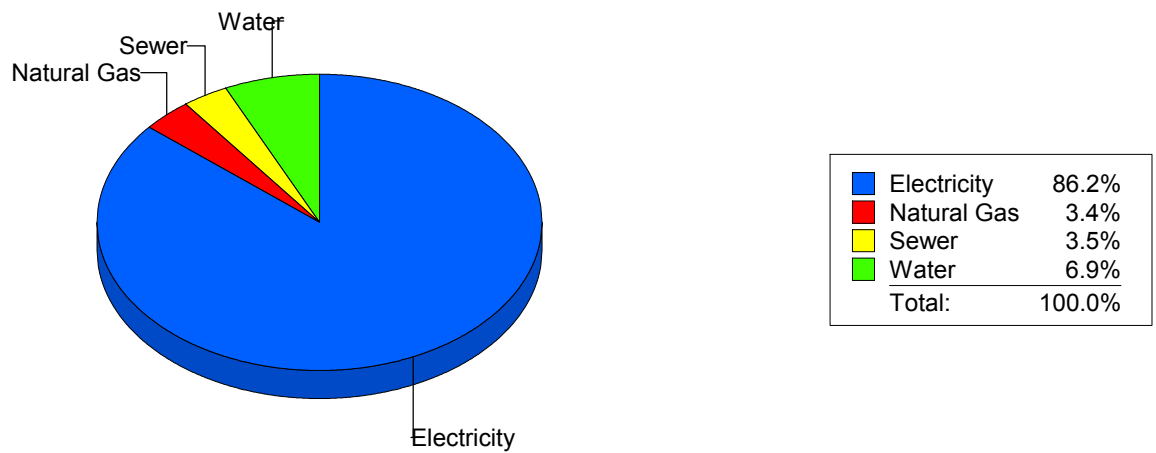
Cost Avoidance Program

**Cost Summary Graph**

Grouped by Energy Type

Energy Type	Use	Units	Meter Cost	Special Charges	Total Cost	Avg Unit Cost	% of Total Cost
<b>Site: SUNSET HIGH - SUNSET HIGH</b>							
Electricity	24,000	KWH	\$2,988.58	\$0.00	\$2,988.58	0.1245	86.23%
Natural Gas	210	CCF	\$117.86	\$0.00	\$117.86	0.5612	3.40%
Water	92	CCF	\$237.77	\$0.00	\$237.77	2.5845	6.86%
Sewer	44	CCF	\$121.75	\$0.00	\$121.75	2.7670	3.51%
<b>Total Cost:</b>			<b>\$3,465.96</b>	<b>\$0.00</b>	<b>\$3,465.96</b>		

For SUNSET HIGH



*Filters: Cost Center Name Not Equal To DoNotReport; Billing Period Equal To 201205All Meter CodesAll Group Names*

**elpaso**

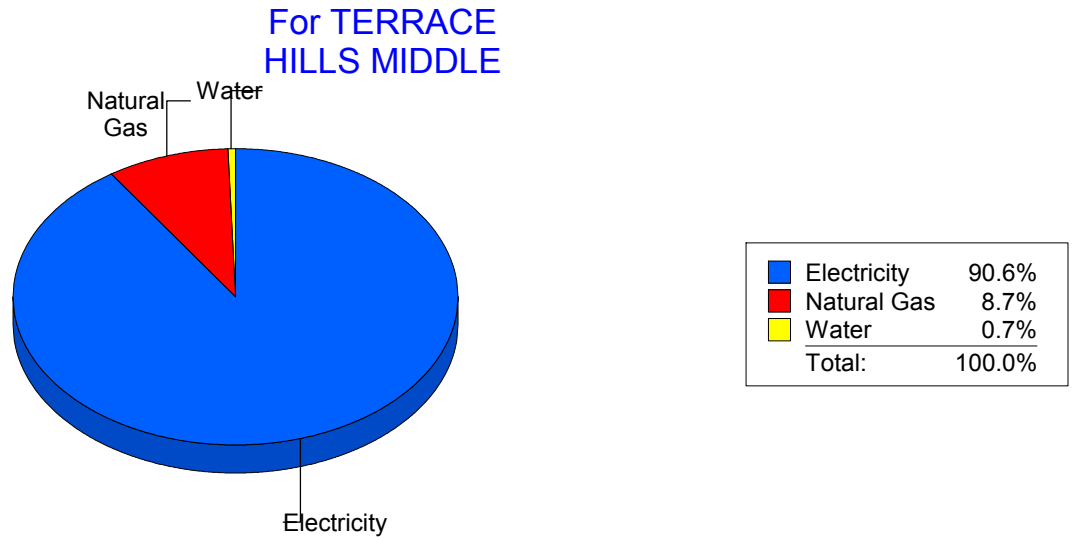
Energy CAP

Cost Avoidance Program

**Cost Summary Graph**

Grouped by Energy Type

Energy Type	Use	Units	Meter Cost	Special Charges	Total Cost	Avg Unit Cost	% of Total Cost
<b>Site: TERRACE HILLS MIDDLE - TERRACE HILLS MIDDLE</b>							
Electricity	52,350	KWH	\$5,218.69	\$0.00	\$5,218.69	0.0997	90.61%
Natural Gas	1,040	CCF	\$503.26	\$0.00	\$503.26	0.4839	8.74%
Water	0	CCF	\$37.45	\$0.00	\$37.45	0.0000	0.65%
<b>Total Cost:</b>			<b>\$5,759.40</b>	<b>\$0.00</b>	<b>\$5,759.40</b>		



*Filters: Cost Center Name Not Equal To DoNotReport; Billing Period Equal To 201205All Meter CodesAll Group Names*

**elpaso**

Energy CAP

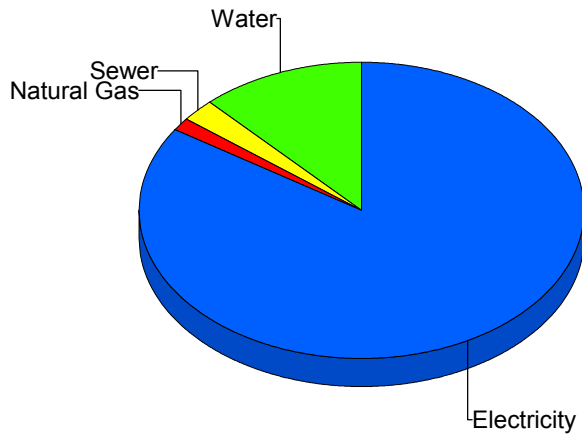
Cost Avoidance Program

**Cost Summary Graph**

Grouped by Energy Type

Energy Type	Use	Units	Meter Cost	Special Charges	Total Cost	Avg Unit Cost	% of Total Cost
<b>Site: TIPPIN - TIPPIN ELEMENTARY</b>							
Electricity	82,200	KWH	\$11,638.38	\$0.00	\$11,638.38	0.1416	84.22%
Natural Gas	372	CCF	\$189.15	\$0.00	\$189.15	0.5085	1.37%
Water	420	CCF	\$1,644.78	\$0.00	\$1,644.78	3.9161	11.90%
Sewer	156	CCF	\$346.10	\$0.00	\$346.10	2.2186	2.50%
<b>Total Cost:</b>			<b>\$13,818.41</b>	<b>\$0.00</b>	<b>\$13,818.41</b>		

For TIPPIN ELEMENTARY



Electricity	84.2%
Natural Gas	1.4%
Sewer	2.5%
Water	11.9%
<b>Total:</b>	<b>100.0%</b>

*Filters: Cost Center Name Not Equal To DoNotReport; Billing Period Equal To 201205All Meter CodesAll Group Names*

**elpaso**

Energy CAP

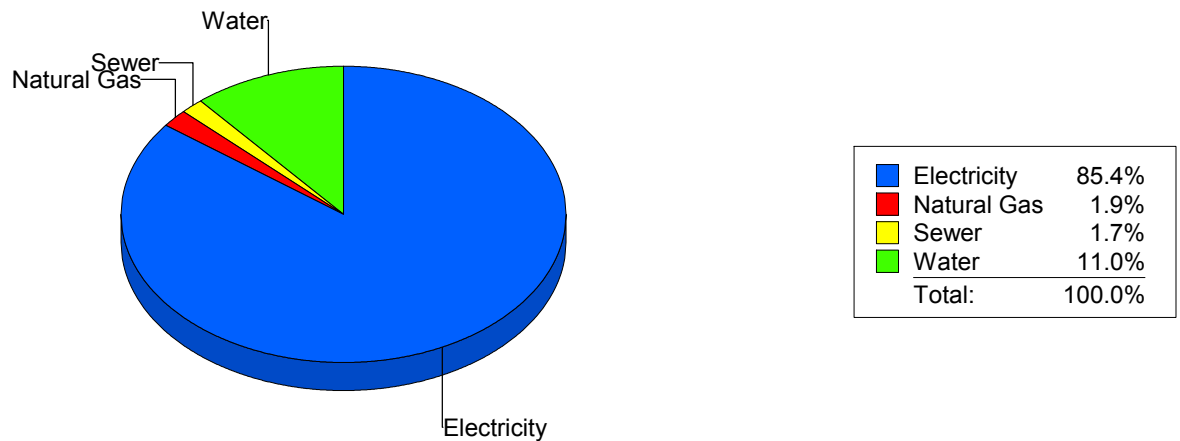
Cost Avoidance Program

**Cost Summary Graph**

Grouped by Energy Type

Energy Type	Use	Units	Meter Cost	Special Charges	Total Cost	Avg Unit Cost	% of Total Cost
<b>Site: TOMLEA - TOM LEA</b>							
Electricity	83,640	KWH	\$11,693.64	\$0.00	\$11,693.64	0.1398	85.40%
Natural Gas	544	CCF	\$263.97	\$0.00	\$263.97	0.4852	1.93%
Water	433	CCF	\$1,504.30	\$0.00	\$1,504.30	3.4741	10.99%
Sewer	68	CCF	\$230.82	\$0.00	\$230.82	3.3944	1.69%
<b>Total Cost:</b>			<b>\$13,692.73</b>	<b>\$0.00</b>	<b>\$13,692.73</b>		

For TOM LEA



*Filters: Cost Center Name Not Equal To DoNotReport; Billing Period Equal To 201205All Meter CodesAll Group Names*

**el Paso**

Energy CAP

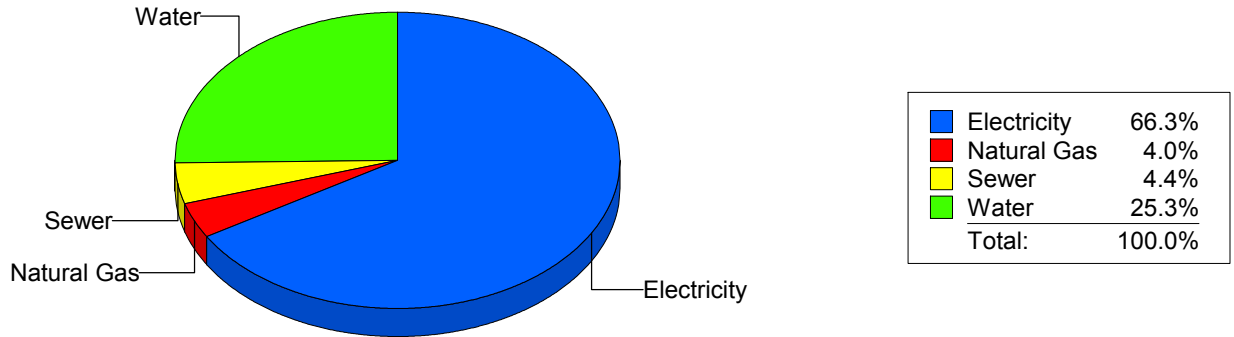
Cost Avoidance Program

**Cost Summary Graph**

Grouped by Energy Type

Energy Type	Use	Units	Meter Cost	Special Charges	Total Cost	Avg Unit Cost	% of Total Cost
<b>Site: TRAVIS ELEMENTARY SC - TRAVIS ELEMENTARY SC</b>							
Electricity	28,563	KWH	\$3,517.28	\$0.00	\$3,517.28	0.1231	66.33%
Natural Gas	336	CCF	\$210.22	\$0.00	\$210.22	0.6257	3.96%
Water	393	CCF	\$1,342.30	\$0.00	\$1,342.30	3.4155	25.31%
Sewer	90	CCF	\$232.97	\$0.00	\$232.97	2.5886	4.39%
<b>Total Cost:</b>			<b>\$5,302.77</b>	<b>\$0.00</b>	<b>\$5,302.77</b>		

For TRAVIS  
ELEMENTARY  
SC



*Filters: Cost Center Name Not Equal To DoNotReport; Billing Period Equal To 201205All Meter CodesAll Group Names*



**elpaso**

Energy CAP

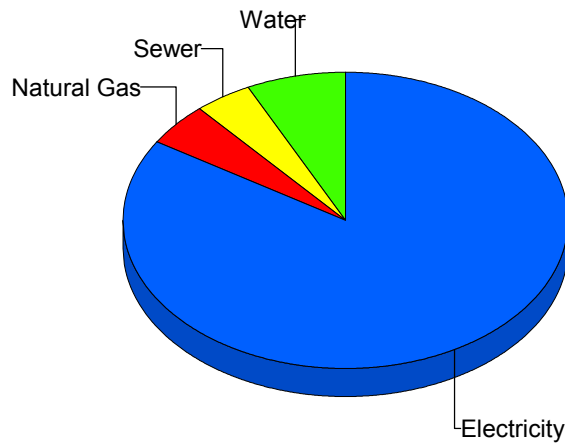
Cost Avoidance Program

**Cost Summary Graph**

Grouped by Energy Type

Energy Type	Use	Units	Meter Cost	Special Charges	Total Cost	Avg Unit Cost	% of Total Cost
<b>Site: VILAS ELEMENTARY - VILAS ELEMENTARY</b>							
Electricity	52,136	KWH	\$7,224.45	\$0.00	\$7,224.45	0.1386	83.76%
Natural Gas	661	CCF	\$424.06	\$0.00	\$424.06	0.6415	4.92%
Water	154	CCF	\$628.88	\$0.00	\$628.88	4.0836	7.29%
Sewer	62	CCF	\$348.07	\$0.00	\$348.07	5.6140	4.04%
<b>Total Cost:</b>			<b>\$8,625.46</b>	<b>\$0.00</b>	<b>\$8,625.46</b>		

For VILAS ELEMENTARY



Electricity	83.8%
Natural Gas	4.9%
Sewer	4.0%
Water	7.3%
<b>Total:</b>	<b>100.0%</b>

*Filters: Cost Center Name Not Equal To DoNotReport; Billing Period Equal To 201205All Meter CodesAll Group Names*

**elpaso**

Energy CAP

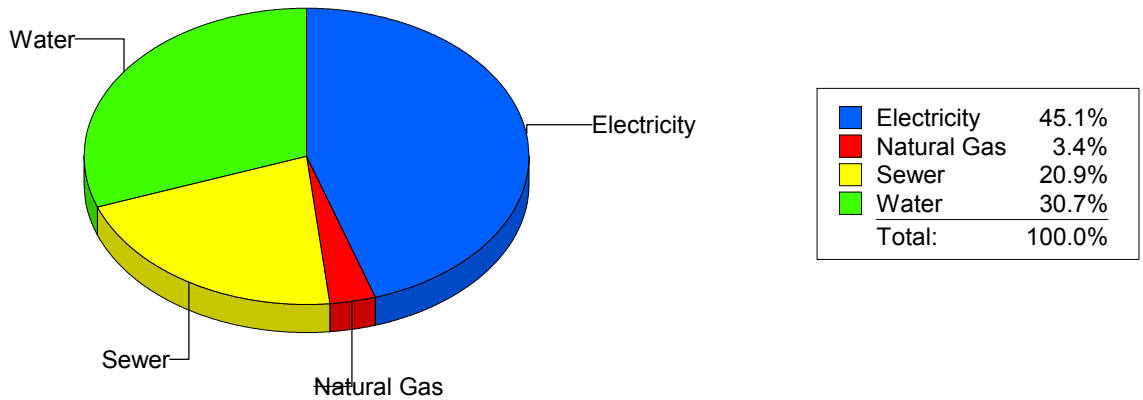
Cost Avoidance Program

**Cost Summary Graph**

Grouped by Energy Type

Energy Type	Use	Units	Meter Cost	Special Charges	Total Cost	Avg Unit Cost	% of Total Cost
<b>Site: WAINWRIGHT ELEMENTAR - WAINWRIGHT ELEMENTAR</b>							
Electricity	12,431	KWH	\$1,507.90	\$0.00	\$1,507.90	0.1213	45.07%
Natural Gas	4	CCF	\$112.36	\$0.00	\$112.36	28.0900	3.36%
Water	272	CCF	\$1,026.33	\$0.00	\$1,026.33	3.7733	30.67%
Sewer	428	CCF	\$699.31	\$0.00	\$699.31	1.6339	20.90%
<b>Total Cost:</b>			<b>\$3,345.90</b>	<b>\$0.00</b>	<b>\$3,345.90</b>		

For  
WAINWRIGHT  
ELEMENTAR



*Filters: Cost Center Name Not Equal To DoNotReport; Billing Period Equal To 201205All Meter CodesAll Group Names*

**elpaso**

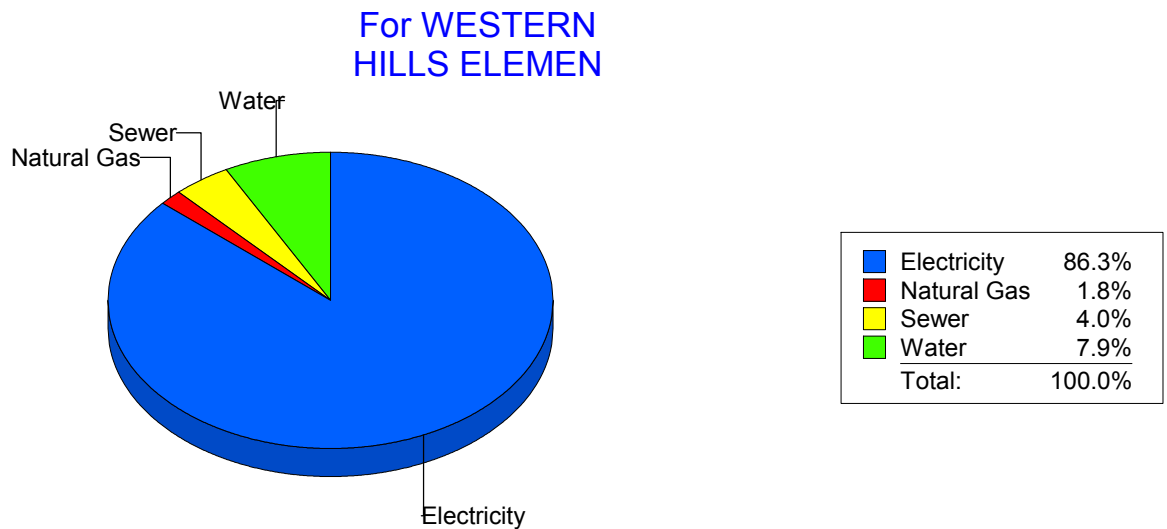
Energy CAP

Cost Avoidance Program

**Cost Summary Graph**

Grouped by Energy Type

Energy Type	Use	Units	Meter Cost	Special Charges	Total Cost	Avg Unit Cost	% of Total Cost
<b>Site: WESTERN HILLS ELEMEN - WESTERN HILLS ELEMEN</b>							
Electricity	62,520	KWH	\$8,517.17	\$0.00	\$8,517.17	0.1362	86.29%
Natural Gas	348	CCF	\$178.58	\$0.00	\$178.58	0.5132	1.81%
Water	377	CCF	\$777.72	\$0.00	\$777.72	2.0629	7.88%
Sewer	87	CCF	\$396.39	\$0.00	\$396.39	4.5562	4.02%
<b>Total Cost:</b>			<b>\$9,869.86</b>	<b>\$0.00</b>	<b>\$9,869.86</b>		



*Filters: Cost Center Name Not Equal To DoNotReport; Billing Period Equal To 201205All Meter CodesAll Group Names*

**elpaso**

Energy CAP

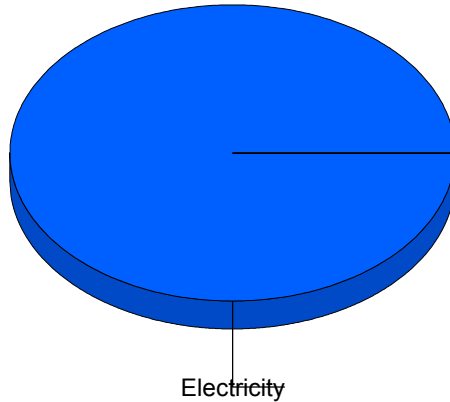
Cost Avoidance Program

**Cost Summary Graph**

Grouped by Energy Type

Energy Type	Use	Units	Meter Cost	Special Charges	Total Cost	Avg Unit Cost	% of Total Cost
Site: WESTSIDE TRANSPORTAT - WESTSIDE TRANSPORTAT							
Electricity	2,166	KWH	\$293.91	\$0.00	\$293.91	0.1357	100.00%
<b>Total Cost:</b>			<b>\$293.91</b>	<b>\$0.00</b>	<b>\$293.91</b>		

For WESTSIDE TRANSPORTAT



■ Electricity	100.0%
Total:	100.0%

*Filters: Cost Center Name Not Equal To DoNotReport; Billing Period Equal To 201205All Meter CodesAll Group Names*

**elpaso**

Energy CAP

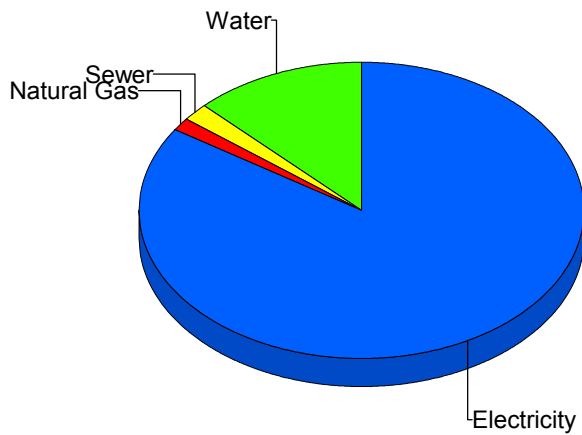
Cost Avoidance Program

**Cost Summary Graph**

Grouped by Energy Type

Energy Type	Use	Units	Meter Cost	Special Charges	Total Cost	Avg Unit Cost	% of Total Cost
<b>Site: WHITAKER ELEMENTARY - WHITAKER ELEMENTARY</b>							
Electricity	78,240	KWH	\$11,098.53	\$0.00	\$11,098.53	0.1419	84.22%
Natural Gas	332	CCF	\$171.54	\$0.00	\$171.54	0.5167	1.30%
Water	723	CCF	\$1,647.80	\$0.00	\$1,647.80	2.2791	12.50%
Sewer	90	CCF	\$259.64	\$0.00	\$259.64	2.8849	1.97%
<b>Total Cost:</b>			<b>\$13,177.51</b>	<b>\$0.00</b>	<b>\$13,177.51</b>		

For WHITAKER ELEMENTARY



Electricity	84.2%
Natural Gas	1.3%
Sewer	2.0%
Water	12.5%
<b>Total:</b>	<b>100.0%</b>

*Filters: Cost Center Name Not Equal To DoNotReport; Billing Period Equal To 201205All Meter CodesAll Group Names*

**el paso**

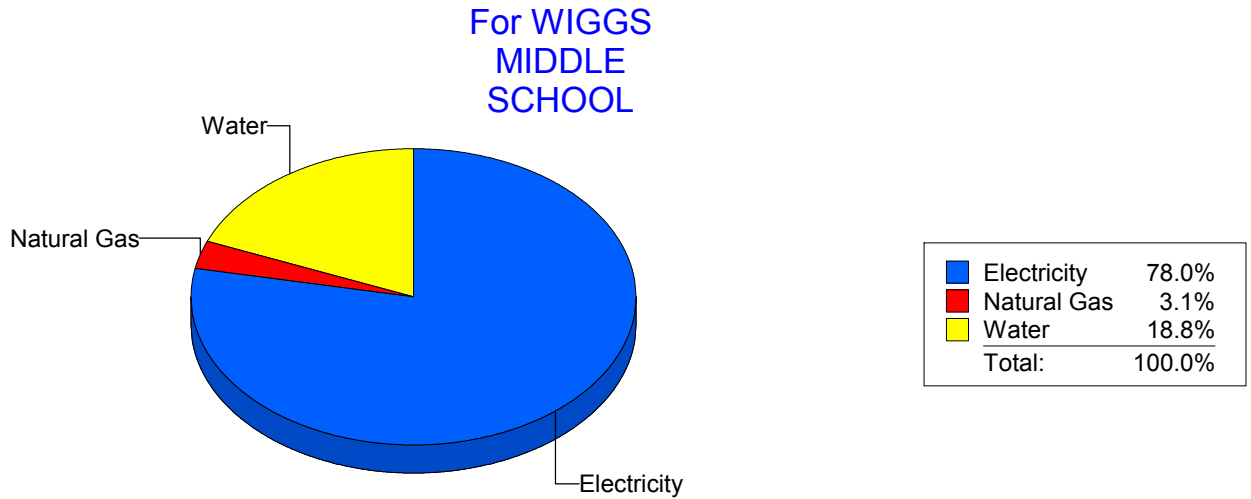
Energy CAP

Cost Avoidance Program

**Cost Summary Graph**

Grouped by Energy Type

Energy Type	Use	Units	Meter Cost	Special Charges	Total Cost	Avg Unit Cost	% of Total Cost
<b>Site: WIGGS MIDDLE SCHOOL - WIGGS MIDDLE SCHOOL</b>							
Electricity	61,100	KWH	\$7,118.75	\$0.00	\$7,118.75	0.1165	78.05%
Natural Gas	597	CCF	\$286.23	\$0.00	\$286.23	0.4794	3.14%
Water	550	CCF	\$1,716.29	\$0.00	\$1,716.29	3.1205	18.82%
<b>Total Cost:</b>			<b>\$9,121.27</b>	<b>\$0.00</b>	<b>\$9,121.27</b>		



*Filters: Cost Center Name Not Equal To DoNotReport; Billing Period Equal To 201205All Meter CodesAll Group Names*

**elpaso**

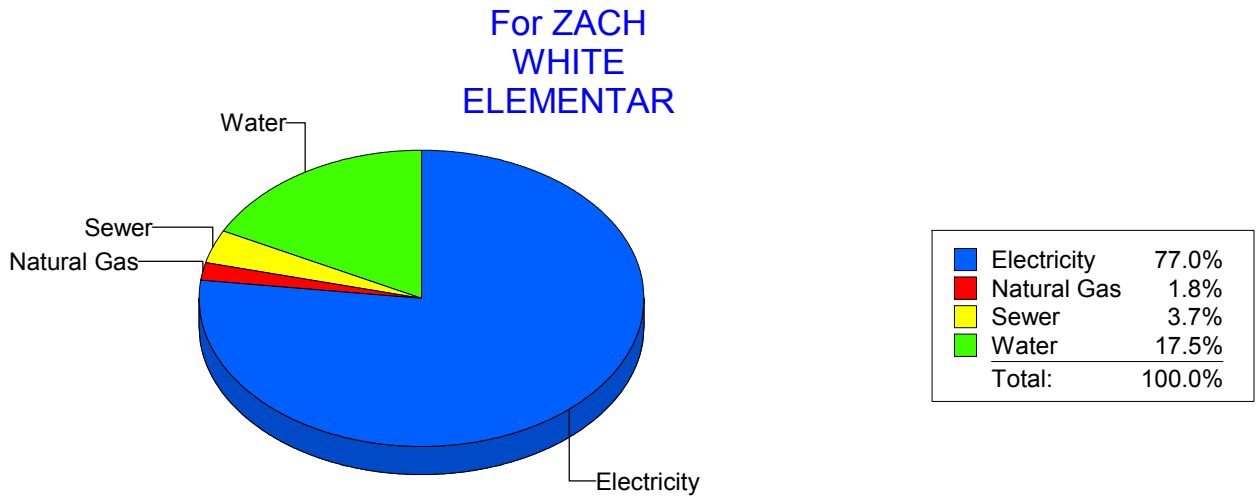
Energy CAP

Cost Avoidance Program

**Cost Summary Graph**

Grouped by Energy Type

Energy Type	Use	Units	Meter Cost	Special Charges	Total Cost	Avg Unit Cost	% of Total Cost
<b>Site: ZACH WHITE ELEMENTAR - ZACH WHITE ELEMENTAR</b>							
Electricity	62,700	KWH	\$7,811.69	\$0.00	\$7,811.69	0.1246	76.96%
Natural Gas	278	CCF	\$184.36	\$0.00	\$184.36	0.6632	1.82%
Water	591	CCF	\$1,780.62	\$0.00	\$1,780.62	3.0129	17.54%
Sewer	79	CCF	\$373.45	\$0.00	\$373.45	4.7272	3.68%
<b>Total Cost:</b>			<b>\$10,150.12</b>	<b>\$0.00</b>	<b>\$10,150.12</b>		



*Filters: Cost Center Name Not Equal To DoNotReport; Billing Period Equal To 201205All Meter CodesAll Group Names*

**el paso**

Energy CAP

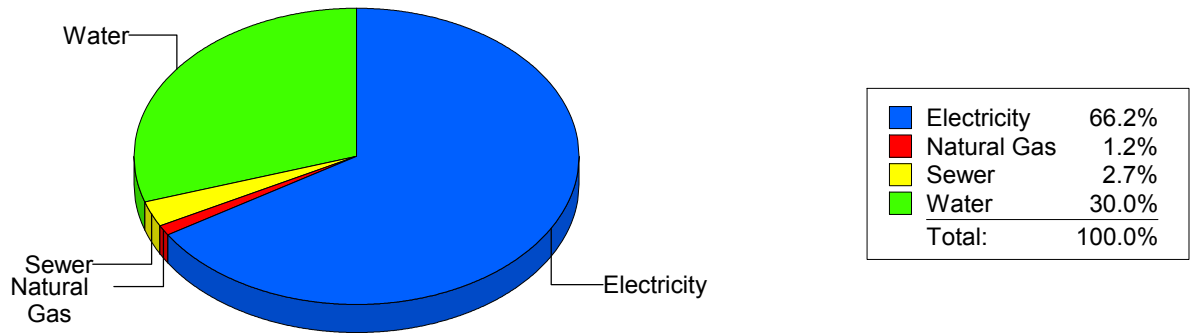
Cost Avoidance Program

**Cost Summary Graph**

Grouped by Energy Type

Energy Type	Use	Units	Meter Cost	Special Charges	Total Cost	Avg Unit Cost	% of Total Cost
<b>Site: ZAVALA ELEMENTARY SC - ZAVALA ELEMENTARY SC</b>							
Electricity	29,254	KWH	\$3,106.52	\$0.00	\$3,106.52	0.1062	66.16%
Natural Gas	53	CCF	\$54.18	\$0.00	\$54.18	1.0223	1.15%
Water	327	CCF	\$1,407.60	\$0.00	\$1,407.60	4.3046	29.98%
Sewer	48	CCF	\$126.99	\$0.00	\$126.99	2.6456	2.70%
<b>Total Cost:</b>			<b>\$4,695.29</b>	<b>\$0.00</b>	<b>\$4,695.29</b>		

For ZAVALA  
ELEMENTARY  
SC



*Filters: Cost Center Name Not Equal To DoNotReport; Billing Period Equal To 201205All Meter CodesAll Group Names*



**elpaso**

Energy CAP

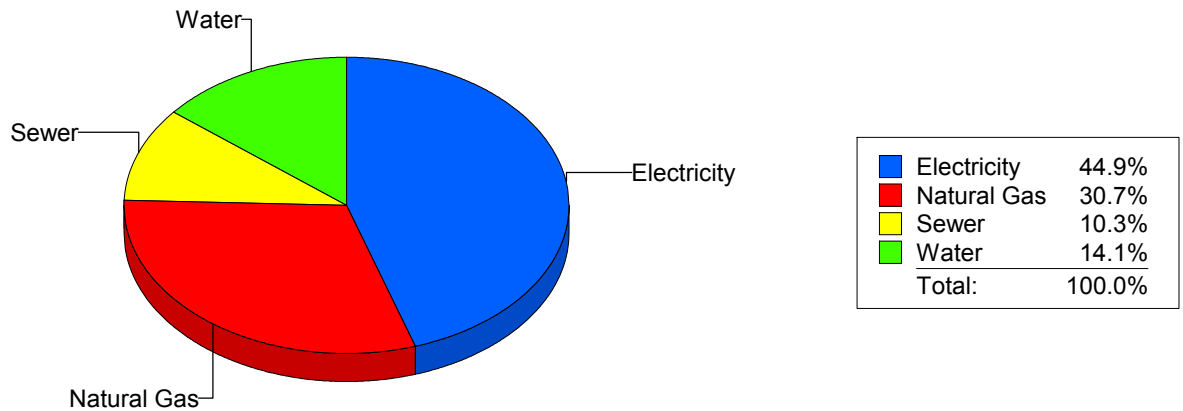
Cost Avoidance Program

**Cost Summary Graph**

Grouped by Energy Type

Energy Type	Use	Units	Meter Cost	Special Charges	Total Cost	Avg Unit Cost	% of Total Cost
<b>Site: ZUNI COTTAGES - ZUNI COTTAGES</b>							
Electricity		624 KWH	\$108.23	\$0.00	\$108.23	0.1734	44.91%
Natural Gas		0 CCF	\$74.04	\$0.00	\$74.04	0.0000	30.72%
Water		8 CCF	\$33.96	\$0.00	\$33.96	4.2450	14.09%
Sewer		3 CCF	\$24.75	\$0.00	\$24.75	8.2500	10.27%
<b>Total Cost:</b>			<b>\$240.98</b>	<b>\$0.00</b>	<b>\$240.98</b>		

For ZUNI COTTAGES



*Filters: Cost Center Name Not Equal To DoNotReport; Billing Period Equal To 201205All Meter CodesAll Group Names*

**elpaso**

Energy CAP

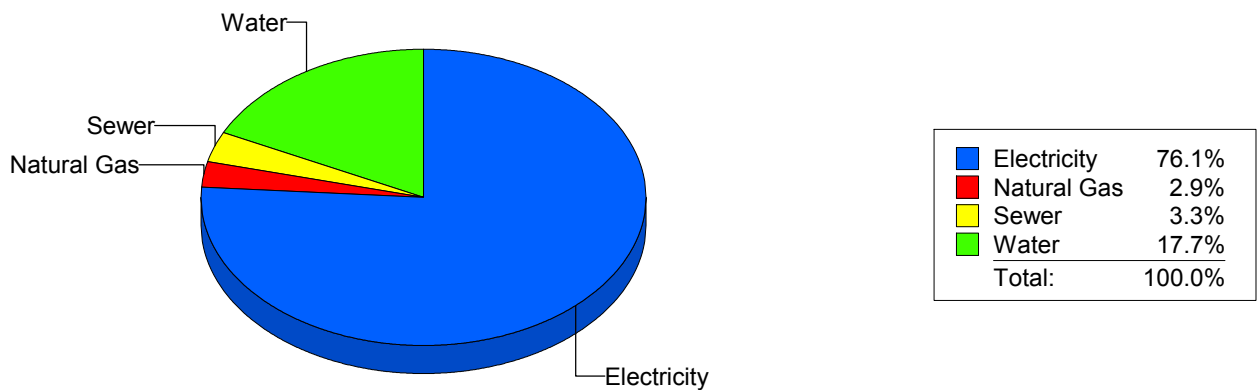
Cost Avoidance Program

**Cost Summary Graph**

Grouped by Energy Type

Energy Type	Use	Units	Meter Cost	Special Charges	Total Cost	Avg Unit Cost	% of Total Cost
<b>All Sites</b>							
Electricity	7,456,639	KWH	\$886,351.98	\$0.00	\$886,351.98	0.1189	76.08%
Natural Gas	64,712	CCF	\$33,859.17	\$0.00	\$33,859.17	0.5232	2.91%
Water	70,834	CCF	\$205,798.69	\$0.00	\$205,798.69	2.9054	17.66%
Sewer	16,490	CCF	\$39,017.50	\$0.00	\$39,017.50	2.3661	3.35%
<b>Total Cost:</b>			<b>\$1,165,027.34</b>	<b>\$0.00</b>	<b>\$1,165,027.34</b>		

For All Sites



*Filters: Cost Center Name Not Equal To DoNotReport; Billing Period Equal To 201205All Meter CodesAll Group Names*