

elpaso

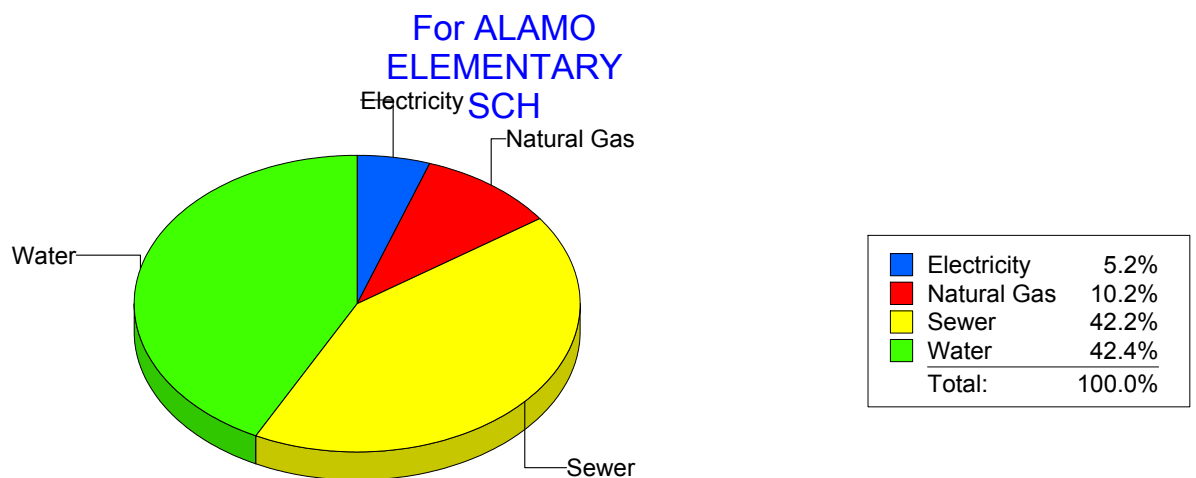
Energy CAP

Cost Avoidance Program

Cost Summary Graph

Grouped by Energy Type

Energy Type	Use	Units	Total Cost	Avg Unit Cost	% of Total Cost
Site: ALAMO ELEMENTARY SCH - ALAMO ELEMENTARY SCH					
Electricity	0	KWH	\$15.25	0.0000	5.17%
Natural Gas	0	CCF	\$30.10	0.0000	10.20%
Water	0	CCF	\$125.26	0.0000	42.45%
Sewer	0	CCF	\$124.48	0.0000	42.18%
Total Cost:			\$295.09		



Filters: Cost Center Name Not Equal To DoNotReport; Site Name Not Equal To DoNotReport; Billing Period Equal To 200807

elpaso

Energy CAP

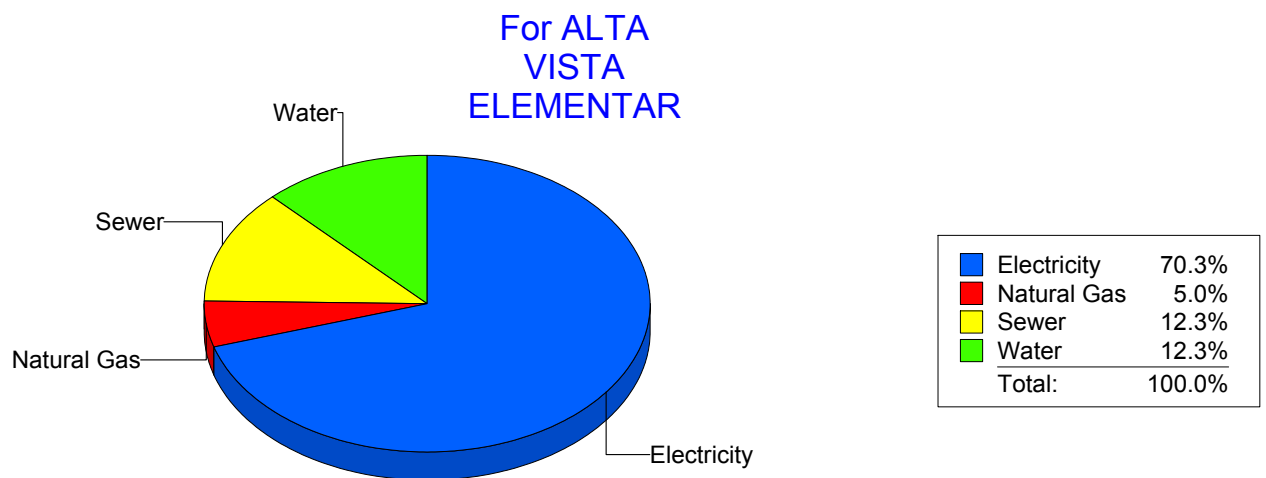
Cost Avoidance Program

Cost Summary Graph

Grouped by Energy Type

Energy Type	Use	Units	Total Cost	Avg Unit Cost	% of Total Cost
Site: ALTA VISTA ELEMENTAR - ALTA VISTA ELEMENTAR					
Electricity	10,500	KWH	\$1,298.78	0.1237	70.31%
Natural Gas	26	CCF	\$92.62	3.5623	5.01%
Water	114	CCF	\$227.93	1.9994	12.34%
Sewer	68	CCF	\$227.93	3.3519	12.34%

Total Cost: \$1,847.26



Filters: Cost Center Name Not Equal To DoNotReport; Site Name Not Equal To DoNotReport; Billing Period Equal To 200807

el Paso

Energy CAP

Cost Avoidance Program

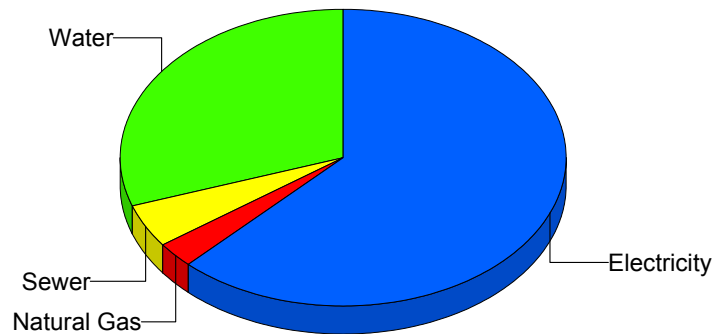
Cost Summary Graph

Grouped by Energy Type

Energy Type	Use	Units	Total Cost	Avg Unit Cost	% of Total Cost
Site: ANDRESS HIGH SCHOOL - ANDRESS HIGH SCHOOL					
Electricity	153,006	KWH	\$17,399.64	0.1137	62.15%
Natural Gas	512	CCF	\$775.45	1.5146	2.77%
Water	3,150	CCF	\$8,474.58	2.6903	30.27%
Sewer	953	CCF	\$1,347.92	1.4144	4.81%

Total Cost: \$27,997.59

For ANDRESS
HIGH SCHOOL



Electricity	62.1%
Natural Gas	2.8%
Sewer	4.8%
Water	30.3%
Total:	100.0%

Filters: Cost Center Name Not Equal To DoNotReport; Site Name Not Equal To DoNotReport; Billing Period Equal To 200807

el Paso

Energy CAP

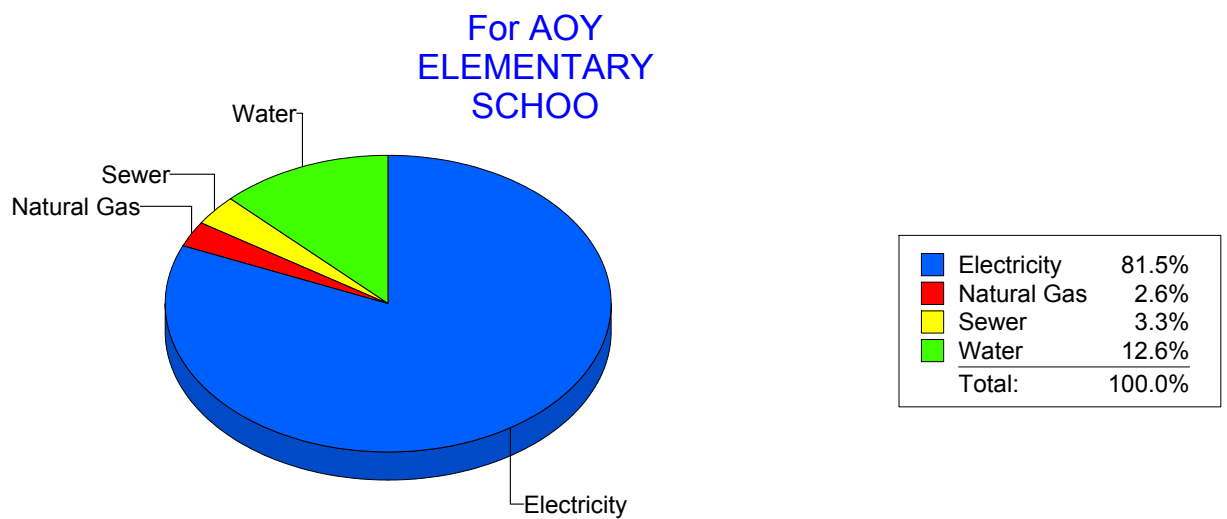
Cost Avoidance Program

Cost Summary Graph

Grouped by Energy Type

Energy Type	Use	Units	Total Cost	Avg Unit Cost	% of Total Cost
Site: AOY ELEMENTARY SCHOO - AOY ELEMENTARY SCHOO					
Electricity	63,465	KWH	\$9,060.37	0.1428	81.52%
Natural Gas	177	CCF	\$289.55	1.6359	2.61%
Water	259	CCF	\$1,395.33	5.3874	12.55%
Sewer	85	CCF	\$369.38	4.3456	3.32%

Total Cost: \$11,114.63



Filters: Cost Center Name Not Equal To DoNotReport; Site Name Not Equal To DoNotReport; Billing Period Equal To 200807

elpaso

Energy CAP

Cost Avoidance Program

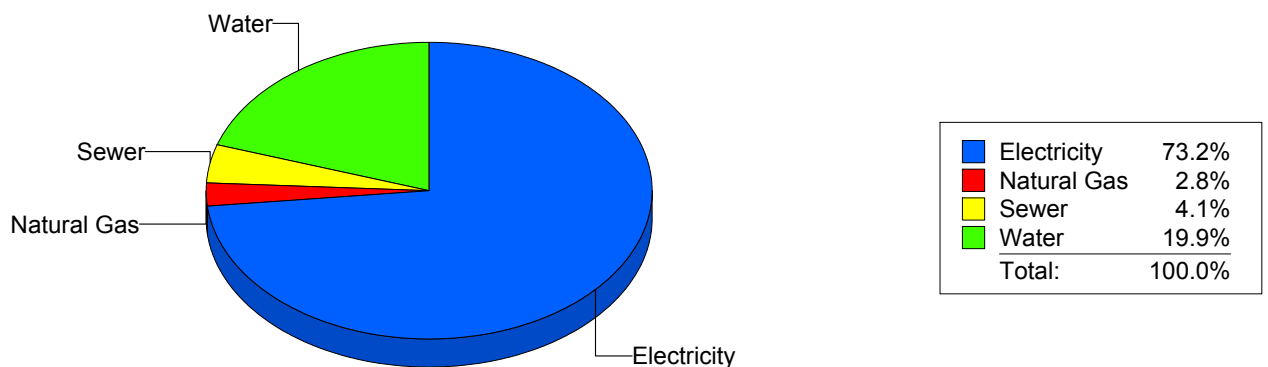
Cost Summary Graph

Grouped by Energy Type

Energy Type	Use	Units	Total Cost	Avg Unit Cost	% of Total Cost
Site: AUSTIN HIGH SCHOOL - AUSTIN HIGH SCHOOL					
Electricity	181,995	KWH	\$20,752.99	0.1140	73.20%
Natural Gas	523	CCF	\$787.27	1.5053	2.78%
Water	1,755	CCF	\$5,649.07	3.2188	19.92%
Sewer	484	CCF	\$1,163.06	2.4030	4.10%

Total Cost: \$28,352.39

For AUSTIN
HIGH SCHOOL



Filters: Cost Center Name Not Equal To DoNotReport; Site Name Not Equal To DoNotReport; Billing Period Equal To 200807

elpaso

Energy CAP

Cost Avoidance Program

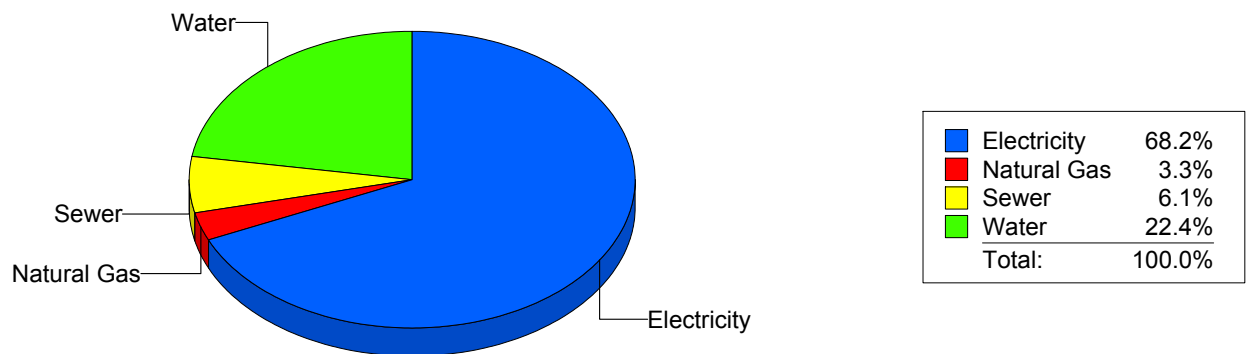
Cost Summary Graph

Grouped by Energy Type

Energy Type	Use	Units	Total Cost	Avg Unit Cost	% of Total Cost
Site: BARRON - BARRON					
Electricity	35,763	KWH	\$4,892.52	0.1368	68.20%
Natural Gas	136	CCF	\$233.20	1.7147	3.25%
Water	261	CCF	\$1,609.86	6.1680	22.44%
Sewer	160	CCF	\$438.39	2.7399	6.11%

Total Cost: \$7,173.97

For BARRON



Filters: Cost Center Name Not Equal To DoNotReport; Site Name Not Equal To DoNotReport; Billing Period Equal To 200807

elpaso

Energy CAP

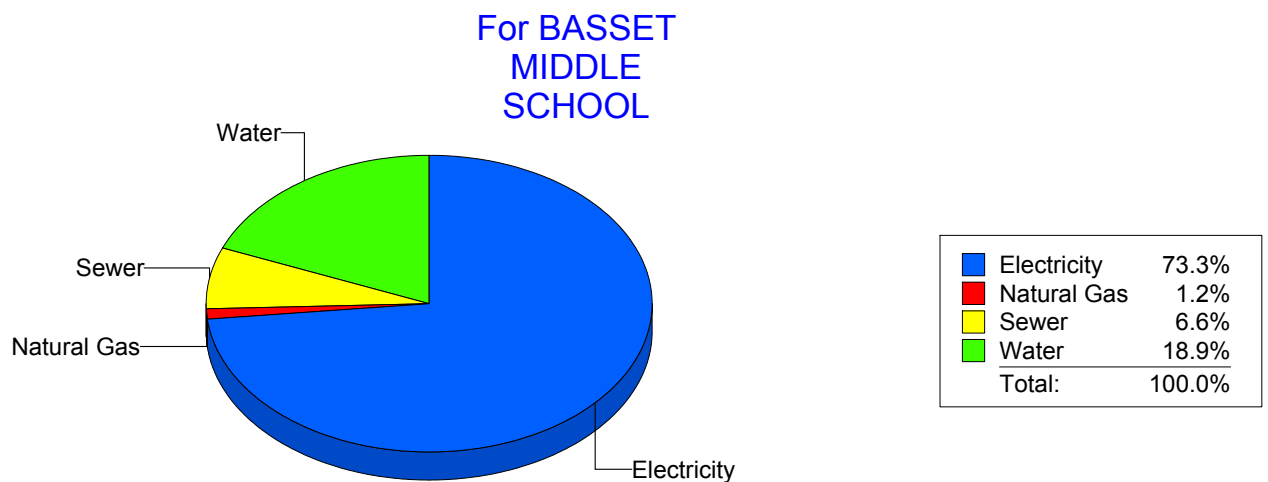
Cost Avoidance Program

Cost Summary Graph

Grouped by Energy Type

Energy Type	Use	Units	Total Cost	Avg Unit Cost	% of Total Cost
Site: BASSET MIDDLE SCHOOL - BASSET MIDDLE SCHOOL					
Electricity	28,322	KWH	\$5,592.50	0.1975	73.26%
Natural Gas	0	CCF	\$90.30	0.0000	1.18%
Water	694	CCF	\$1,443.92	2.0806	18.91%
Sewer	291	CCF	\$507.18	1.7429	6.64%

Total Cost: \$7,633.90



Filters: Cost Center Name Not Equal To DoNotReport; Site Name Not Equal To DoNotReport; Billing Period Equal To 200807

el Paso

Energy CAP

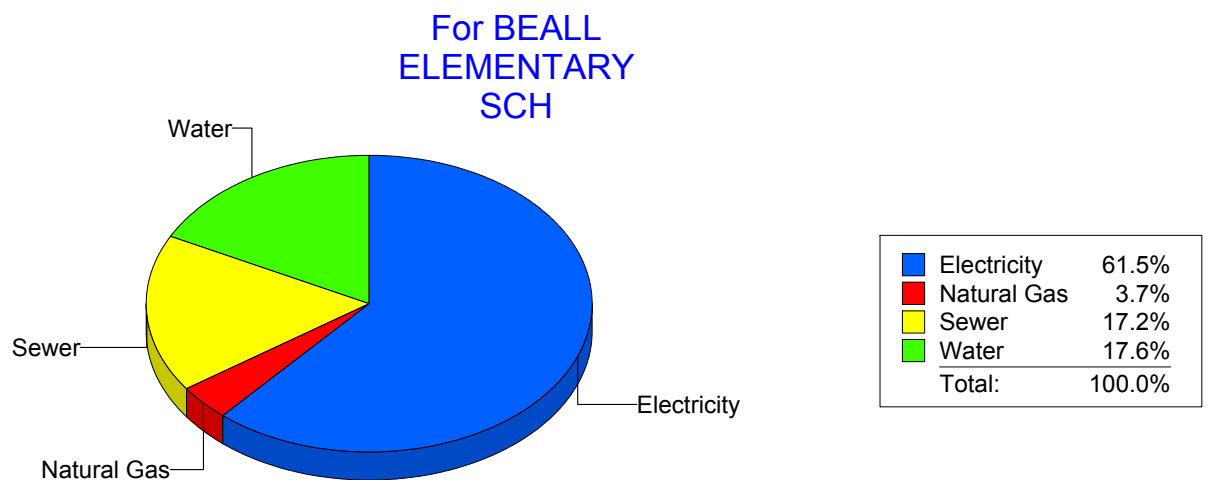
Cost Avoidance Program

Cost Summary Graph

Grouped by Energy Type

Energy Type	Use	Units	Total Cost	Avg Unit Cost	% of Total Cost
Site: BEALL ELEMENTARY SCH - BEALL ELEMENTARY SCH					
Electricity	6,400	KWH	\$750.80	0.1173	61.49%
Natural Gas	12	CCF	\$45.06	3.7550	3.69%
Water	62	CCF	\$215.09	3.4692	17.62%
Sewer	57	CCF	\$210.00	3.6842	17.20%

Total Cost: \$1,220.95



Filters: Cost Center Name Not Equal To DoNotReport; Site Name Not Equal To DoNotReport; Billing Period Equal To 200807

elpaso

Energy CAP

Cost Avoidance Program

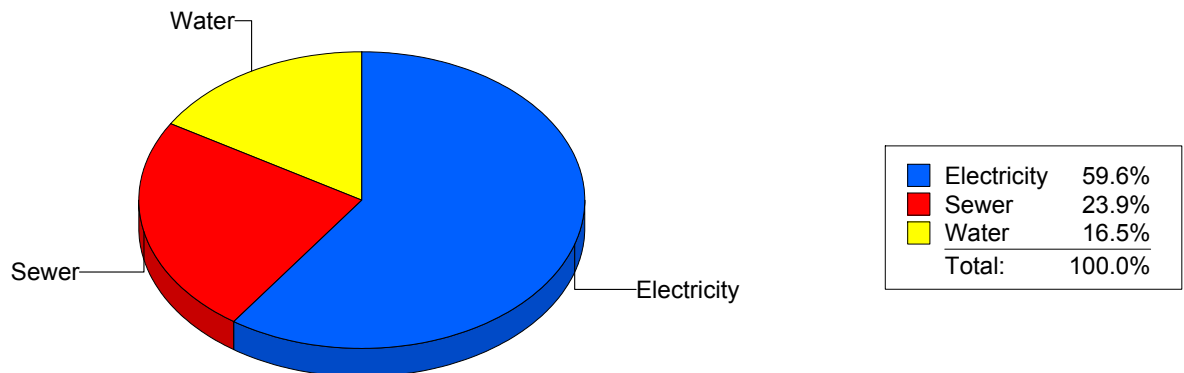
Cost Summary Graph

Grouped by Energy Type

Energy Type	Use	Units	Total Cost	Avg Unit Cost	% of Total Cost
Site: BLISS ELEMENTARY - BLISS ELEMENTARY					
Electricity	5,100	KWH	\$700.51	0.1374	59.62%
Water	47	CCF	\$193.34	4.1136	16.45%
Sewer	113	CCF	\$281.12	2.4878	23.93%

Total Cost: \$1,174.97

For BLISS
ELEMENTARY



Filters: Cost Center Name Not Equal To DoNotReport; Site Name Not Equal To DoNotReport; Billing Period Equal To 200807

el Paso

Energy CAP

Cost Avoidance Program

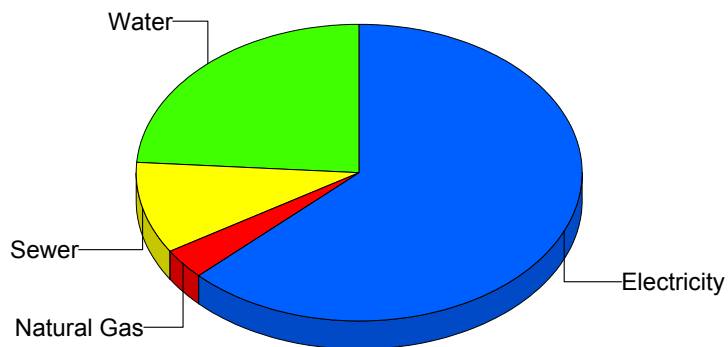
Cost Summary Graph

Grouped by Energy Type

Energy Type	Use	Units	Total Cost	Avg Unit Cost	% of Total Cost
Site: BOND - BOND ELEMENTARY					
Electricity	9,277	KWH	\$2,107.56	0.2272	62.85%
Natural Gas	40	CCF	\$109.53	2.7383	3.27%
Water	350	CCF	\$796.49	2.2757	23.75%
Sewer	159	CCF	\$339.54	2.1355	10.13%

Total Cost: \$3,353.12

For BOND
ELEMENTARY



Electricity	62.9%
Natural Gas	3.3%
Sewer	10.1%
Water	23.8%
Total:	100.0%

Filters: Cost Center Name Not Equal To DoNotReport; Site Name Not Equal To DoNotReport; Billing Period Equal To 200807

el paso

Energy CAP

Cost Avoidance Program

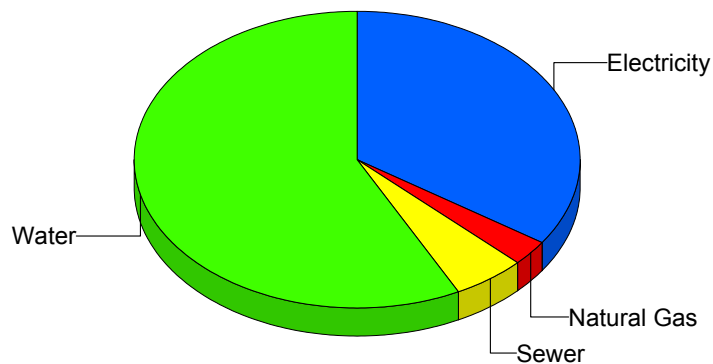
Cost Summary Graph

Grouped by Energy Type

Energy Type	Use	Units	Total Cost	Avg Unit Cost	% of Total Cost
Site: BONHAM ELEMENTARY SC - BONHAM ELEMENTARY SC					
Electricity	7,938	KWH	\$1,900.79	0.2395	34.43%
Natural Gas	72	CCF	\$149.97	2.0829	2.72%
Water	899	CCF	\$3,175.95	3.5328	57.53%
Sewer	174	CCF	\$293.33	1.6858	5.31%

Total Cost: \$5,520.04

For BONHAM
ELEMENTARY
SC



Electricity	34.4%
Natural Gas	2.7%
Sewer	5.3%
Water	57.5%
Total:	100.0%

Filters: Cost Center Name Not Equal To DoNotReport; Site Name Not Equal To DoNotReport; Billing Period Equal To 200807

el Paso

Energy CAP

Cost Avoidance Program

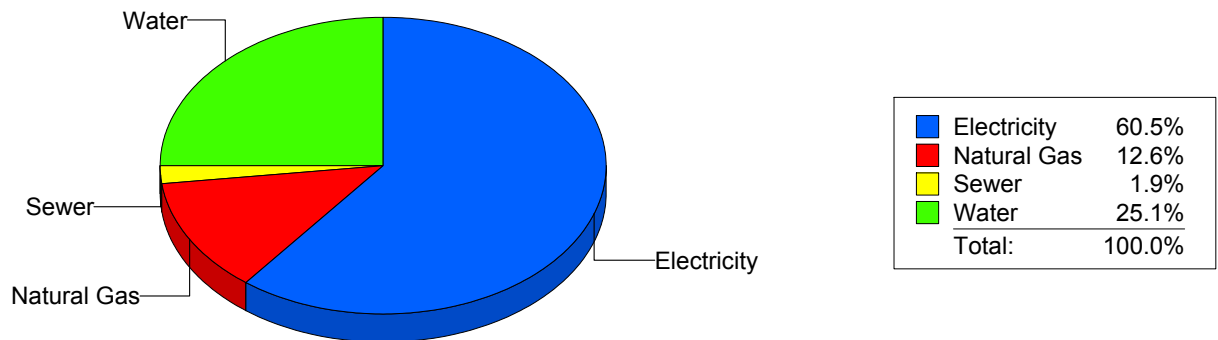
Cost Summary Graph

Grouped by Energy Type

Energy Type	Use	Units	Total Cost	Avg Unit Cost	% of Total Cost
Site: BOWIE HIGH SCHOOL - BOWIE HIGH SCHOOL					
Electricity	289,172	KWH	\$31,908.01	0.1103	60.45%
Natural Gas	4,921	CCF	\$6,631.99	1.3477	12.57%
Water	9,765	CCF	\$13,223.08	1.3541	25.05%
Sewer	477	CCF	\$1,017.59	2.1333	1.93%

Total Cost: \$52,780.67

For BOWIE
HIGH SCHOOL



Filters: Cost Center Name Not Equal To DoNotReport; Site Name Not Equal To DoNotReport; Billing Period Equal To 200807

elpaso

Energy CAP

Cost Avoidance Program

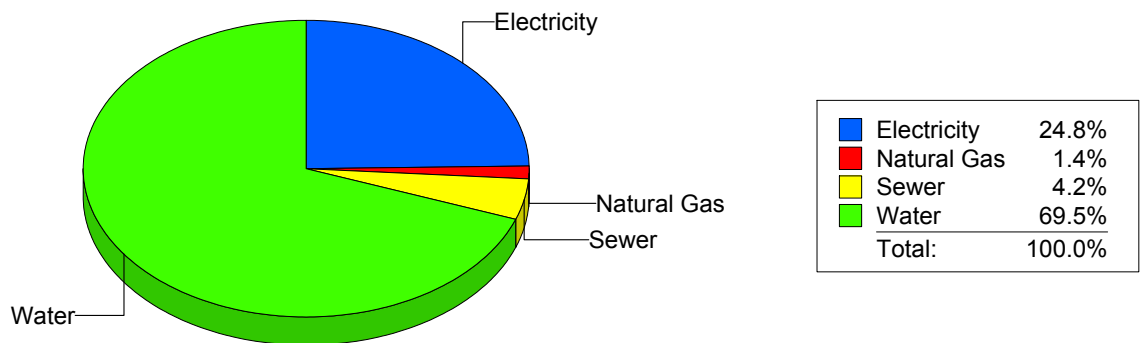
Cost Summary Graph

Grouped by Energy Type

Energy Type	Use	Units	Total Cost	Avg Unit Cost	% of Total Cost
Site: BRADLEY ELEMENTARY - BRADLEY ELEMENTARY					
Electricity	9,500	KWH	\$1,297.11	0.1365	24.80%
Natural Gas	36	CCF	\$74.99	2.0831	1.43%
Water	718	CCF	\$3,637.34	5.0659	69.54%
Sewer	7	CCF	\$220.84	31.5486	4.22%

Total Cost: \$5,230.28

For BRADLEY
ELEMENTARY



Filters: Cost Center Name Not Equal To DoNotReport; Site Name Not Equal To DoNotReport; Billing Period Equal To 200807

elpaso

Energy CAP

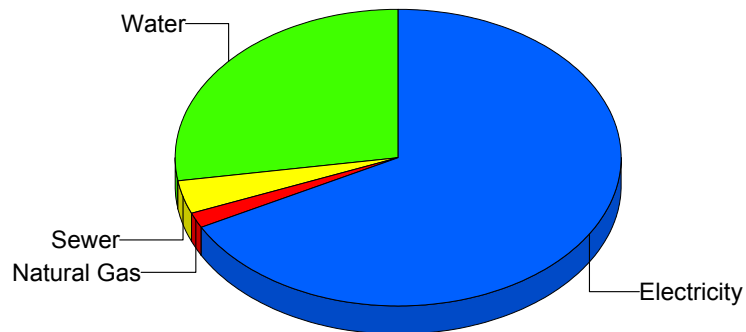
Cost Avoidance Program

Cost Summary Graph

Grouped by Energy Type

Energy Type	Use	Units	Total Cost	Avg Unit Cost	% of Total Cost
Site: BROWN MIDDLE SCHOOL - BROWN MIDDLE SCHOOL					
Electricity	82,400	KWH	\$11,748.97	0.1426	67.17%
Natural Gas	222	CCF	\$320.83	1.4452	1.83%
Water	1,416	CCF	\$4,807.45	3.3951	27.49%
Sewer	316	CCF	\$613.27	1.9407	3.51%
Total Cost:			\$17,490.52		

For BROWN
MIDDLE
SCHOOL



Electricity	67.2%
Natural Gas	1.8%
Sewer	3.5%
Water	27.5%
Total:	100.0%

Filters: Cost Center Name Not Equal To DoNotReport; Site Name Not Equal To DoNotReport; Billing Period Equal To 200807

elpaso

Energy CAP

Cost Avoidance Program

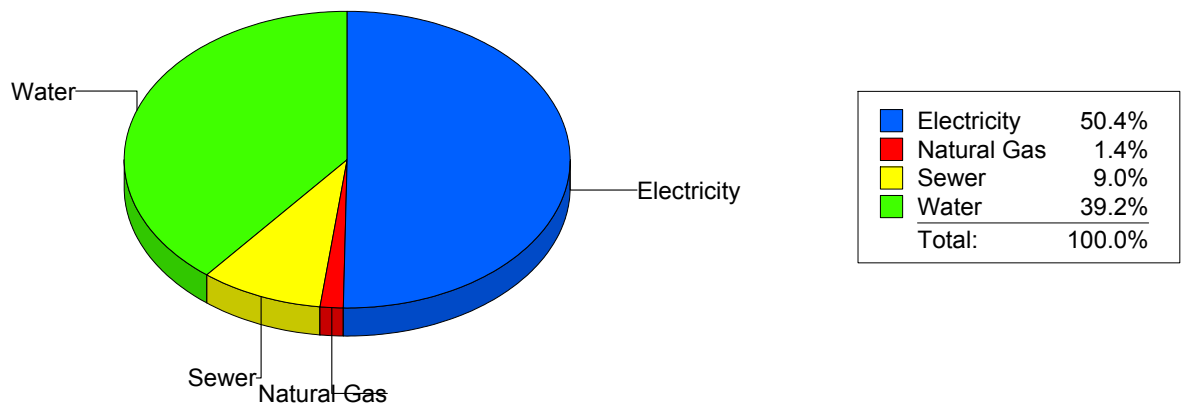
Cost Summary Graph

Grouped by Energy Type

Energy Type	Use	Units	Total Cost	Avg Unit Cost	% of Total Cost
Site: BURGESS HIGH SCHOOL - BURGESS HIGH SCHOOL					
Electricity	52,168	KWH	\$7,439.01	0.1426	50.38%
Natural Gas	121	CCF	\$213.35	1.7632	1.44%
Water	2,469	CCF	\$5,789.11	2.3447	39.20%
Sewer	877	CCF	\$1,325.74	1.5117	8.98%

Total Cost: \$14,767.21

For BURGESS
HIGH SCHOOL



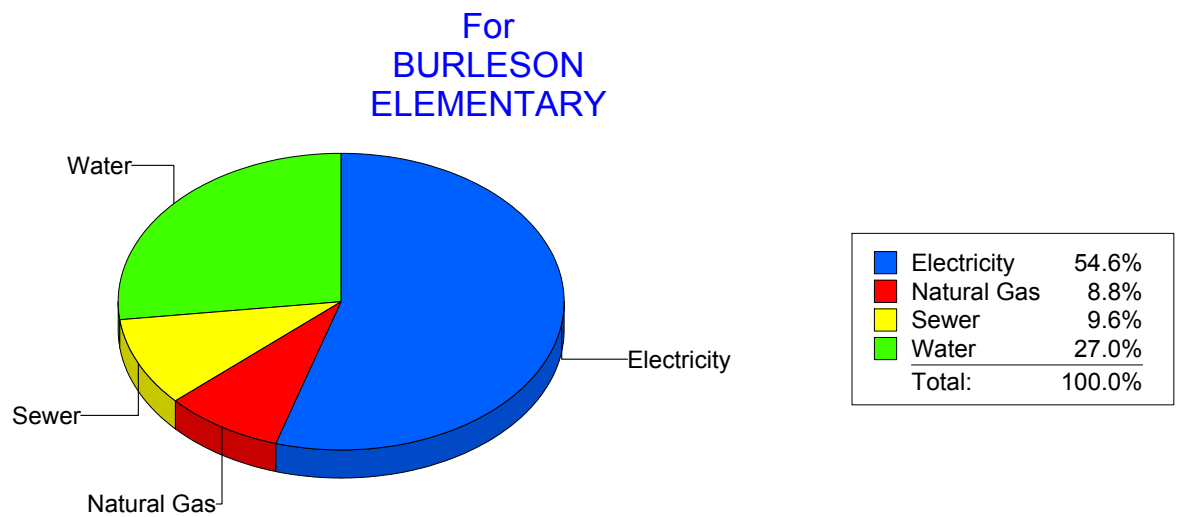
Filters: Cost Center Name Not Equal To DoNotReport; Site Name Not Equal To DoNotReport; Billing Period Equal To 200807

Cost Summary Graph

Grouped by Energy Type

Energy Type	Use	Units	Total Cost	Avg Unit Cost	% of Total Cost
Site: BURLESON ELEMENTARY - BURLESON ELEMENTARY					
Electricity	10,145	KWH	\$2,112.47	0.2082	54.59%
Natural Gas	171	CCF	\$339.77	1.9870	8.78%
Water	441	CCF	\$1,045.66	2.3711	27.02%
Sewer	195	CCF	\$372.13	1.9084	9.62%

Total Cost: \$3,870.03



Filters: Cost Center Name Not Equal To DoNotReport; Site Name Not Equal To DoNotReport; Billing Period Equal To 200807

el Paso

Energy CAP

Cost Avoidance Program

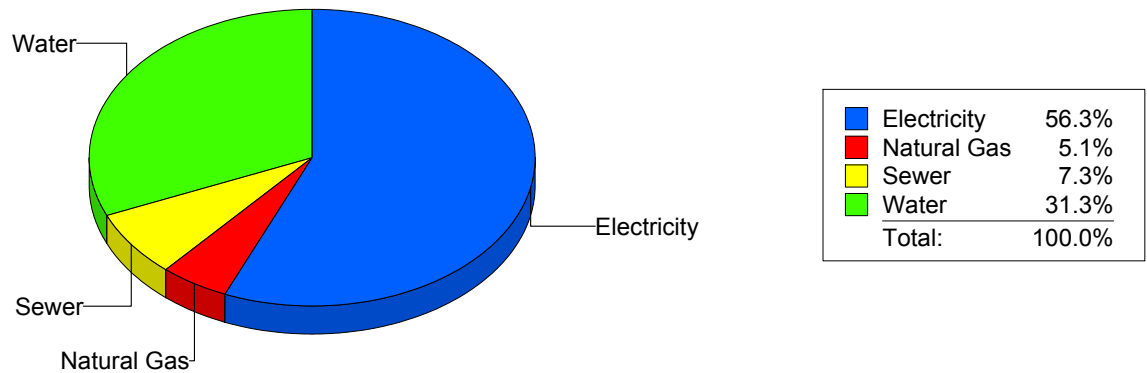
Cost Summary Graph

Grouped by Energy Type

Energy Type	Use	Units	Total Cost	Avg Unit Cost	% of Total Cost
Site: BURNET ELEMENTARY - BURNET ELEMENTARY					
Electricity	7,657	KWH	\$1,241.43	0.1621	56.30%
Natural Gas	42	CCF	\$112.80	2.6857	5.12%
Water	247	CCF	\$689.61	2.7919	31.27%
Sewer	78	CCF	\$161.30	2.0679	7.31%

Total Cost: \$2,205.14

For BURNET
ELEMENTARY



Filters: Cost Center Name Not Equal To DoNotReport; Site Name Not Equal To DoNotReport; Billing Period Equal To 200807

elpaso

Energy CAP

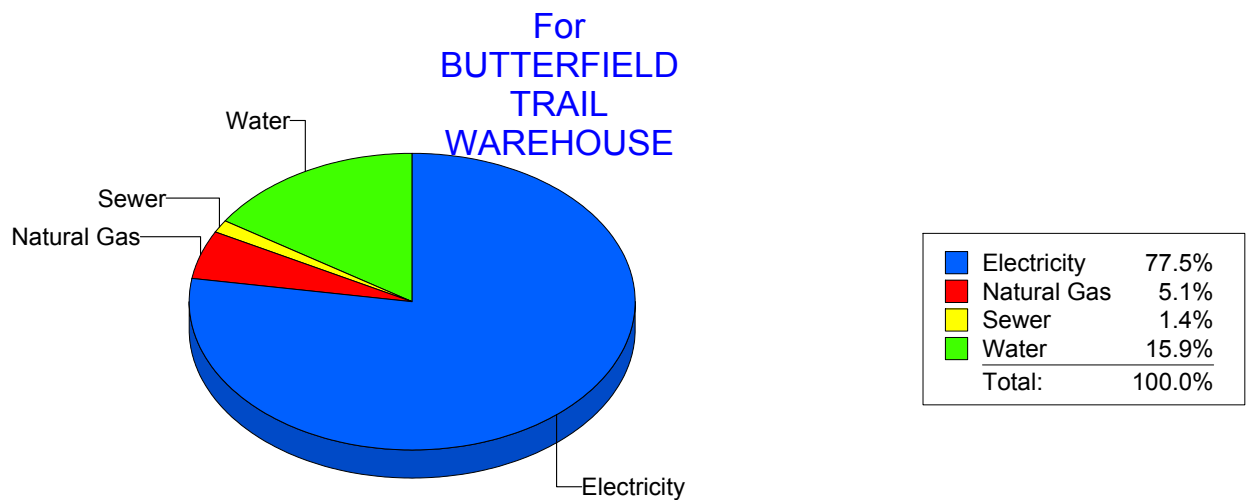
Cost Avoidance Program

Cost Summary Graph

Grouped by Energy Type

Energy Type	Use	Units	Total Cost	Avg Unit Cost	% of Total Cost
Site: BUTTERFIELDTRAILWAREHOUSE - BUTTERFIELD TRAIL WAREHOUSE					
Electricity	5,900	KWH	\$873.55	0.1481	77.55%
Natural Gas	22	CCF	\$57.53	2.6150	5.11%
Water	37	CCF	\$179.15	4.8419	15.90%
Sewer	3	CCF	\$16.26	5.4200	1.44%

Total Cost: \$1,126.49



Filters: Cost Center Name Not Equal To DoNotReport; Site Name Not Equal To DoNotReport; Billing Period Equal To 200807

elpaso

Energy CAP

Cost Avoidance Program

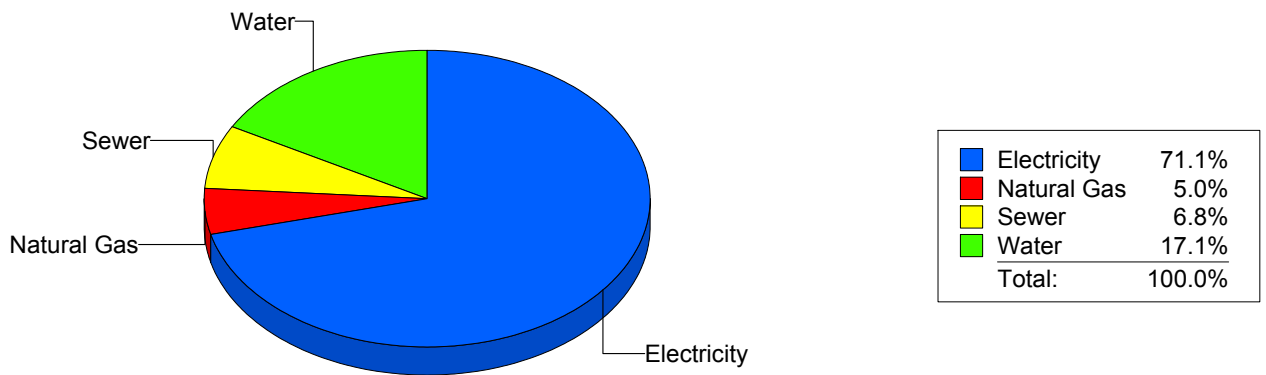
Cost Summary Graph

Grouped by Energy Type

Energy Type	Use	Units	Total Cost	Avg Unit Cost	% of Total Cost
Site: CANYON HILLS MIDDLE - CANYON HILLS MIDDLE					
Electricity	39,650	KWH	\$6,322.25	0.1595	71.09%
Natural Gas	294	CCF	\$448.91	1.5269	5.05%
Water	685	CCF	\$1,516.28	2.2135	17.05%
Sewer	310	CCF	\$605.65	1.9537	6.81%

Total Cost: \$8,893.09

For CANYON
HILLS MIDDLE



Filters: Cost Center Name Not Equal To DoNotReport; Site Name Not Equal To DoNotReport; Billing Period Equal To 200807

elpaso

Energy CAP

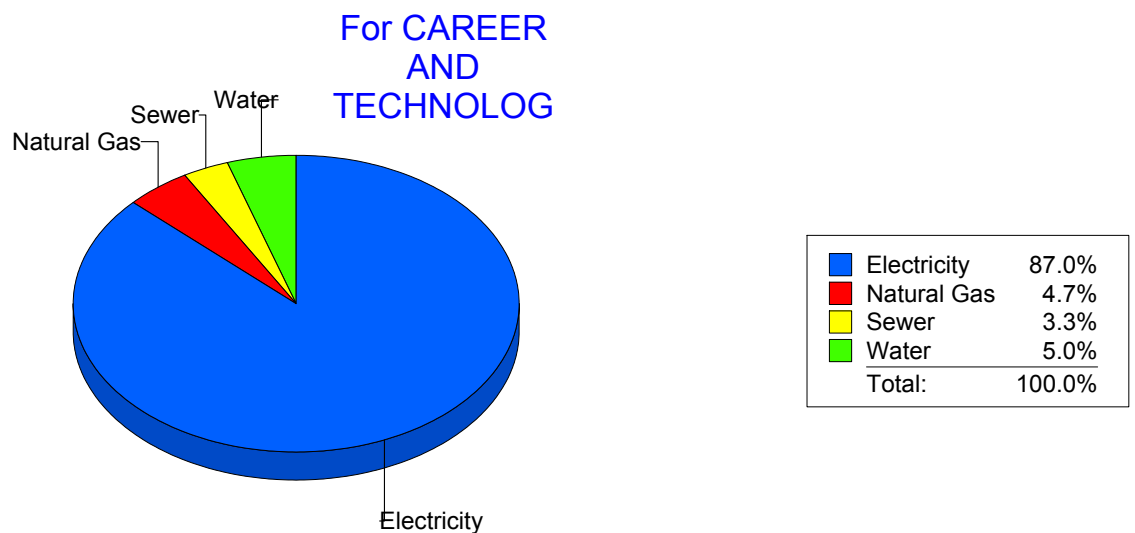
Cost Avoidance Program

Cost Summary Graph

Grouped by Energy Type

Energy Type	Use	Units	Total Cost	Avg Unit Cost	% of Total Cost
Site: CAREER AND TECHNOLOG - CAREER AND TECHNOLOG					
Electricity	87,409	KWH	\$9,642.03	0.1103	87.04%
Natural Gas	366	CCF	\$516.80	1.4120	4.67%
Water	242	CCF	\$551.93	2.2807	4.98%
Sewer	142	CCF	\$367.43	2.5875	3.32%

Total Cost: \$11,078.19



Filters: Cost Center Name Not Equal To DoNotReport; Site Name Not Equal To DoNotReport; Billing Period Equal To 200807

el Paso

Energy CAP

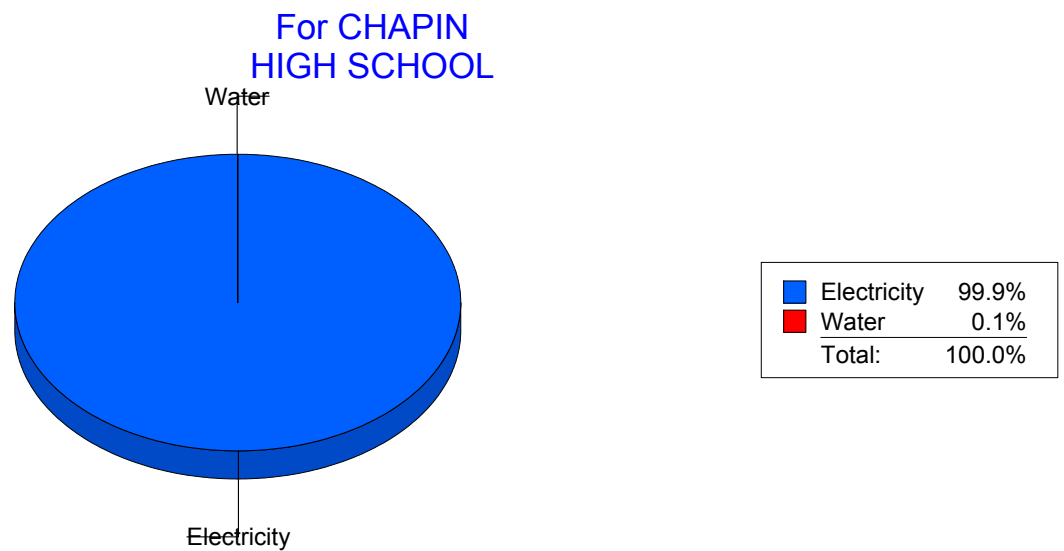
Cost Avoidance Program

Cost Summary Graph

Grouped by Energy Type

Energy Type	Use	Units	Total Cost	Avg Unit Cost	% of Total Cost
Site: CHAPIN HIGH SCHOOL - CHAPIN HIGH SCHOOL					
Electricity	184,800	KWH	\$22,371.97	0.1211	99.90%
Water	0	CCF	\$21.83	0.0000	0.10%

Total Cost: \$22,393.80



Filters: Cost Center Name Not Equal To DoNotReport; Site Name Not Equal To DoNotReport; Billing Period Equal To 200807

elpaso

Energy CAP

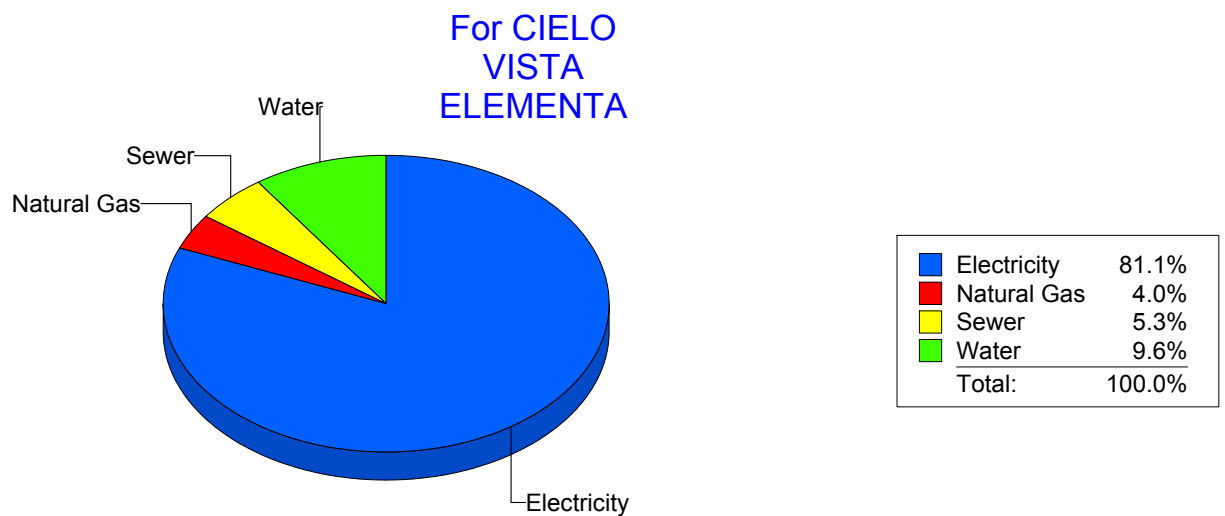
Cost Avoidance Program

Cost Summary Graph

Grouped by Energy Type

Energy Type	Use	Units	Total Cost	Avg Unit Cost	% of Total Cost
Site: CIELO VISTA ELEMENTA - CIELO VISTA ELEMENTA					
Electricity	25,640	KWH	\$4,015.90	0.1566	81.07%
Natural Gas	109	CCF	\$197.13	1.8085	3.98%
Water	181	CCF	\$476.02	2.6299	9.61%
Sewer	100	CCF	\$264.61	2.6461	5.34%

Total Cost: \$4,953.66



Filters: Cost Center Name Not Equal To DoNotReport; Site Name Not Equal To DoNotReport; Billing Period Equal To 200807

elpaso

Energy CAP

Cost Avoidance Program

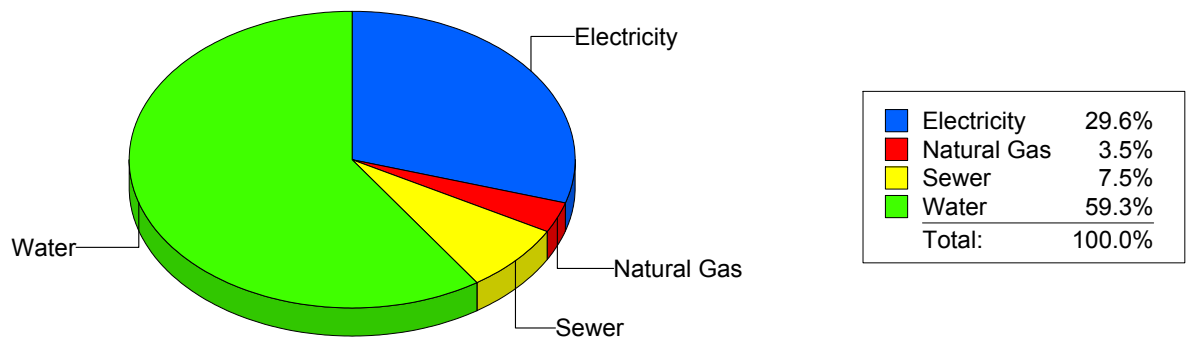
Cost Summary Graph

Grouped by Energy Type

Energy Type	Use	Units	Total Cost	Avg Unit Cost	% of Total Cost
Site: CLARDY ELEMENTARY SC - CLARDY ELEMENTARY SC					
Electricity	8,649	KWH	\$1,289.24	0.1491	29.63%
Natural Gas	75	CCF	\$153.72	2.0496	3.53%
Water	638	CCF	\$2,582.08	4.0471	59.35%
Sewer	99	CCF	\$325.58	3.2887	7.48%

Total Cost: \$4,350.62

For CLARDY
ELEMENTARY
SC



Filters: Cost Center Name Not Equal To DoNotReport; Site Name Not Equal To DoNotReport; Billing Period Equal To 200807

elpaso

Energy CAP

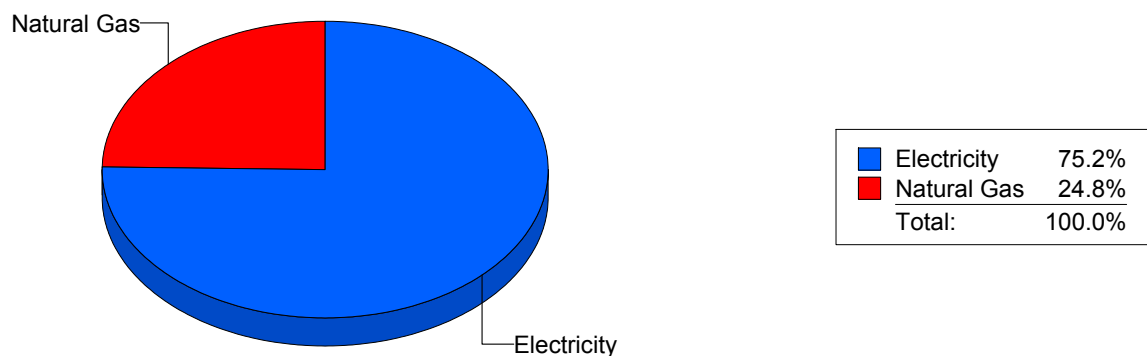
Cost Avoidance Program

Cost Summary Graph

Grouped by Energy Type

Energy Type	Use	Units	Total Cost	Avg Unit Cost	% of Total Cost
Site: CLENDININ - CLENDININ					
Electricity	51,250	KWH	\$6,050.89	0.1181	75.15%
Natural Gas	1,471	CCF	\$2,000.67	1.3601	24.85%
Total Cost:			\$8,051.56		

For CLENDININ



Filters: Cost Center Name Not Equal To DoNotReport; Site Name Not Equal To DoNotReport; Billing Period Equal To 200807

el paso

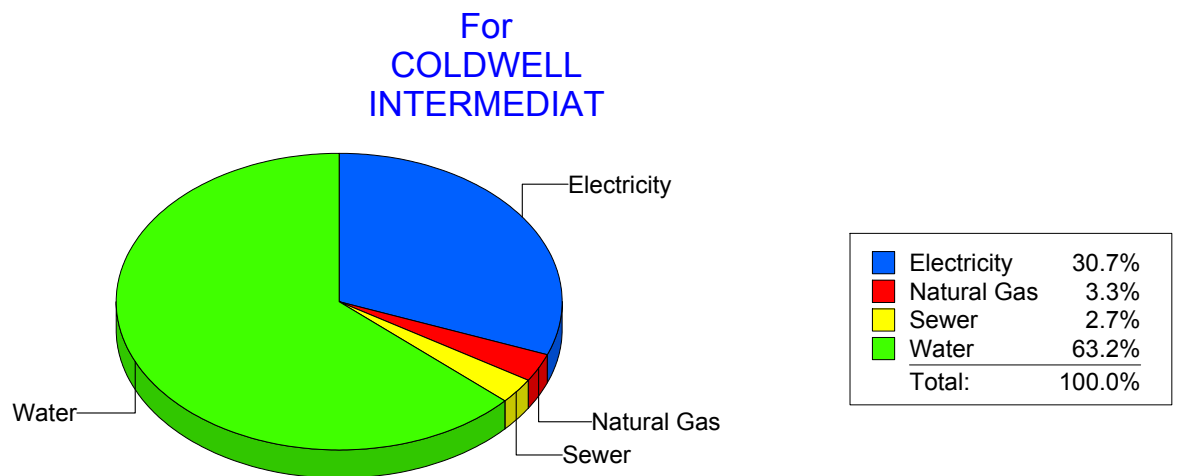
Energy CAP

Cost Avoidance Program

Cost Summary Graph

Grouped by Energy Type

Energy Type	Use	Units	Total Cost	Avg Unit Cost	% of Total Cost
Site: COLDWELL INTERMEDIAT - COLDWELL INTERMEDIAT					
Electricity	12,741	KWH	\$2,195.08	0.1723	30.71%
Natural Gas	138	CCF	\$236.61	1.7146	3.31%
Water	993	CCF	\$4,519.97	4.5518	63.24%
Sewer	66	CCF	\$195.54	2.9627	2.74%
Total Cost:			\$7,147.20		



Filters: Cost Center Name Not Equal To DoNotReport; Site Name Not Equal To DoNotReport; Billing Period Equal To 200807

el Paso

Energy CAP

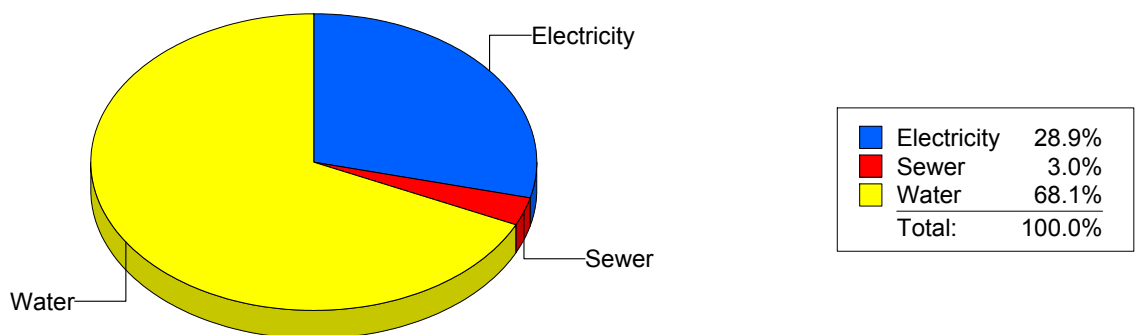
Cost Avoidance Program

Cost Summary Graph

Grouped by Energy Type

Energy Type	Use	Units	Total Cost	Avg Unit Cost	% of Total Cost
Site: COLLINS ELEMENTARY - COLLINS ELEMENTARY					
Electricity	23,180	KWH	\$3,710.98	0.1601	28.91%
Water	2,015	CCF	\$8,742.55	4.3387	68.10%
Sewer	194	CCF	\$383.99	1.9793	2.99%
Total Cost:			\$12,837.52		

For COLLINS
ELEMENTARY



Filters: Cost Center Name Not Equal To DoNotReport; Site Name Not Equal To DoNotReport; Billing Period Equal To 200807

elpaso

Energy CAP

Cost Avoidance Program

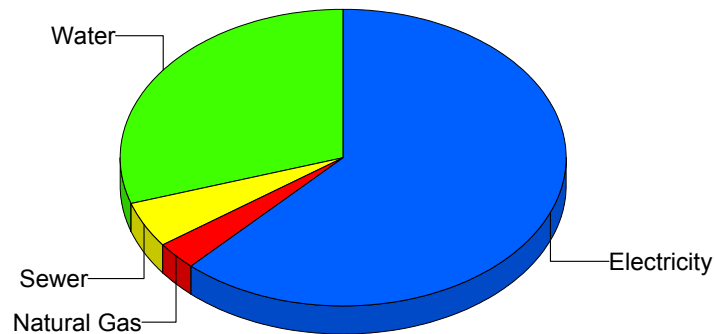
Cost Summary Graph

Grouped by Energy Type

Energy Type	Use	Units	Total Cost	Avg Unit Cost	% of Total Cost
Site: COOLEY ELEMENTARY SC - COOLEY ELEMENTARY SC					
Electricity	36,600	KWH	\$6,399.98	0.1749	61.97%
Natural Gas	217	CCF	\$314.02	1.4471	3.04%
Water	761	CCF	\$3,085.93	4.0551	29.88%
Sewer	170	CCF	\$527.47	3.1028	5.11%

Total Cost: \$10,327.40

For COOLEY
ELEMENTARY
SC



Electricity	62.0%
Natural Gas	3.0%
Sewer	5.1%
Water	29.9%
Total:	100.0%

Filters: Cost Center Name Not Equal To DoNotReport; Site Name Not Equal To DoNotReport; Billing Period Equal To 200807

elpaso

Energy CAP

Cost Avoidance Program

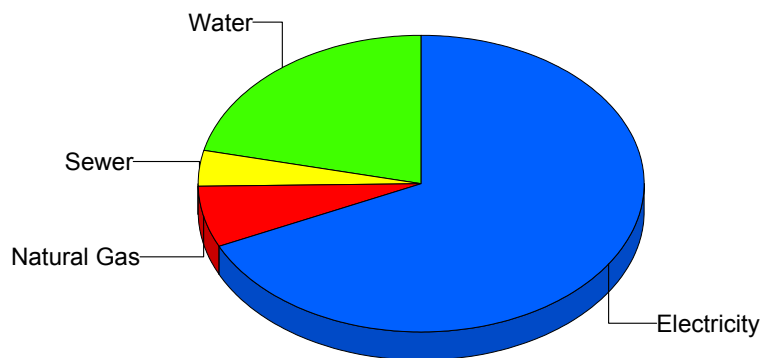
Cost Summary Graph

Grouped by Energy Type

Energy Type	Use	Units	Total Cost	Avg Unit Cost	% of Total Cost
Site: CORDOVA MIDDLE SCHOO - CORDOVA MIDDLE SCHOO					
Electricity	49,500	KWH	\$6,970.16	0.1408	68.19%
Natural Gas	482	CCF	\$674.68	1.3998	6.60%
Water	858	CCF	\$2,185.98	2.5478	21.39%
Sewer	141	CCF	\$391.02	2.7732	3.83%

Total Cost: \$10,221.84

For CORDOVA
MIDDLE
SCHOO



Electricity	68.2%
Natural Gas	6.6%
Sewer	3.8%
Water	21.4%
Total:	100.0%

Filters: Cost Center Name Not Equal To DoNotReport; Site Name Not Equal To DoNotReport; Billing Period Equal To 200807

elpaso

Energy CAP

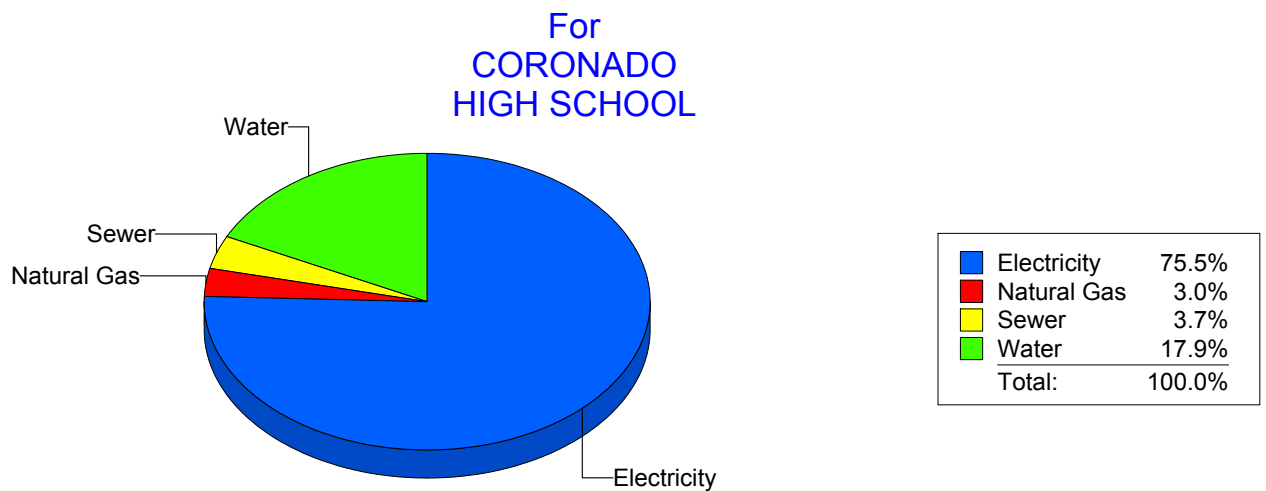
Cost Avoidance Program

Cost Summary Graph

Grouped by Energy Type

Energy Type	Use	Units	Total Cost	Avg Unit Cost	% of Total Cost
Site: CORONADO HIGH SCHOOL - CORONADO HIGH SCHOOL					
Electricity	126,472	KWH	\$17,530.61	0.1386	75.50%
Natural Gas	454	CCF	\$694.13	1.5289	2.99%
Water	3,020	CCF	\$4,145.22	1.3726	17.85%
Sewer	446	CCF	\$850.72	1.9074	3.66%

Total Cost: \$23,220.68



Filters: Cost Center Name Not Equal To DoNotReport; Site Name Not Equal To DoNotReport; Billing Period Equal To 200807

elpaso

Energy CAP

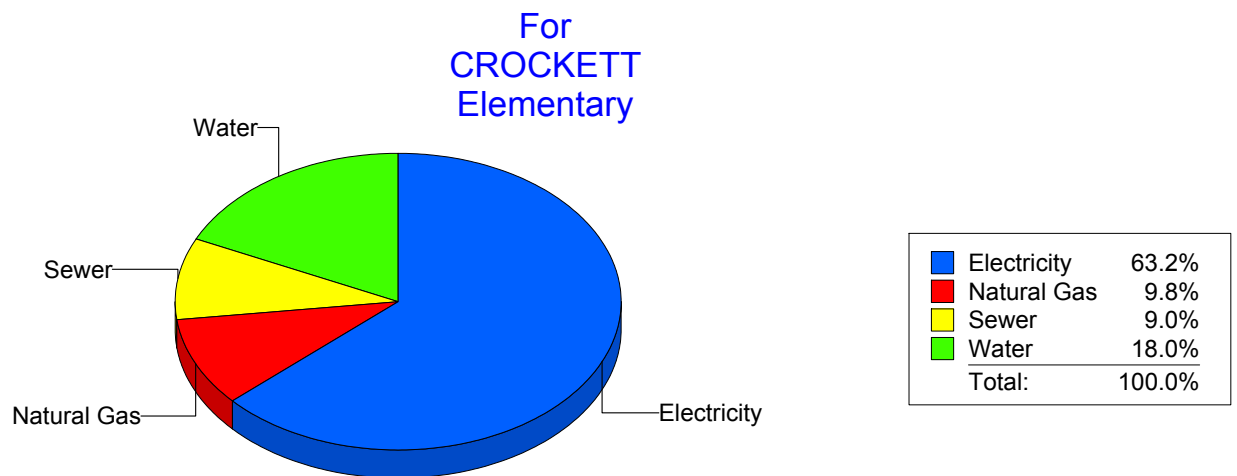
Cost Avoidance Program

Cost Summary Graph

Grouped by Energy Type

Energy Type	Use	Units	Total Cost	Avg Unit Cost	% of Total Cost
Site: CROCKETT - CROCKETT Elementary					
Electricity	11,800	KWH	\$1,754.31	0.1487	63.22%
Natural Gas	186	CCF	\$271.83	1.4615	9.80%
Water	179	CCF	\$499.67	2.7915	18.01%
Sewer	98	CCF	\$248.94	2.5402	8.97%

Total Cost: \$2,774.75



Filters: Cost Center Name Not Equal To DoNotReport; Site Name Not Equal To DoNotReport; Billing Period Equal To 200807

elpaso

Energy CAP

Cost Avoidance Program

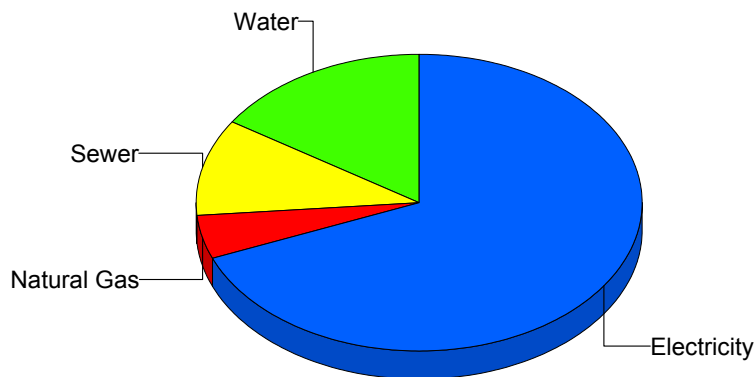
Cost Summary Graph

Grouped by Energy Type

Energy Type	Use	Units	Total Cost	Avg Unit Cost	% of Total Cost
Site: CROSBY ELEMENTARY - CROSBY ELEMENTARY					
Electricity	11,008	KWH	\$1,572.73	0.1429	68.92%
Natural Gas	35	CCF	\$103.84	2.9669	4.55%
Water	158	CCF	\$360.21	2.2798	15.79%
Sewer	95	CCF	\$245.13	2.5803	10.74%

Total Cost: \$2,281.91

For CROSBY
ELEMENTARY



Electricity	68.9%
Natural Gas	4.6%
Sewer	10.7%
Water	15.8%
Total:	100.0%

Filters: Cost Center Name Not Equal To DoNotReport; Site Name Not Equal To DoNotReport; Billing Period Equal To 200807

elpaso

Energy CAP

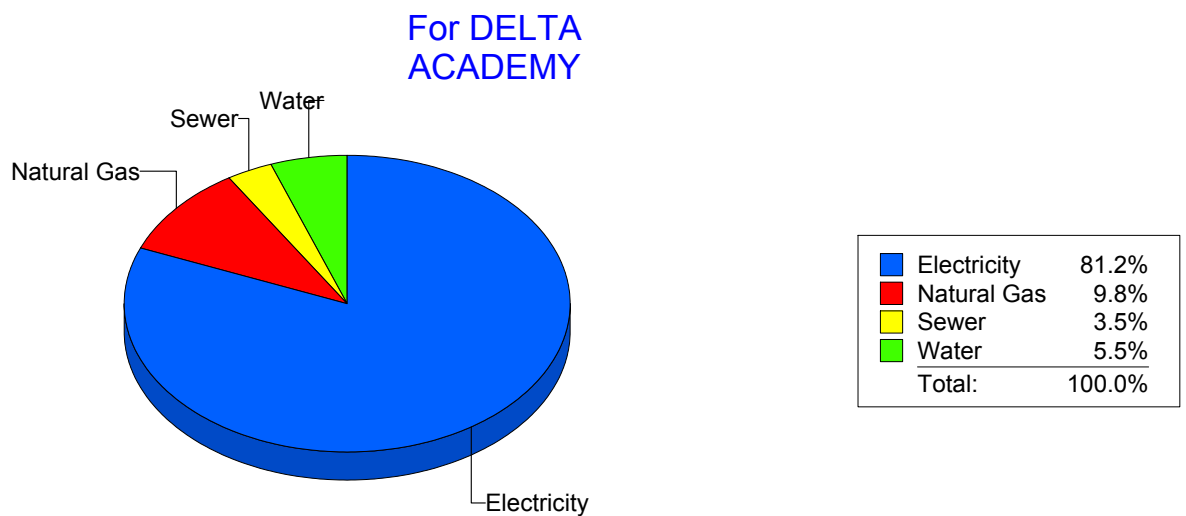
Cost Avoidance Program

Cost Summary Graph

Grouped by Energy Type

Energy Type	Use	Units	Total Cost	Avg Unit Cost	% of Total Cost
Site: DELTA ACADEMY - DELTA ACADEMY					
Electricity	8,078	KWH	\$705.38	0.0873	81.21%
Natural Gas	47	CCF	\$84.86	1.8055	9.77%
Water	13	CCF	\$47.90	3.6846	5.51%
Sewer	11	CCF	\$30.42	2.7655	3.50%

Total Cost: \$868.56



Filters: Cost Center Name Not Equal To DoNotReport; Site Name Not Equal To DoNotReport; Billing Period Equal To 200807

elpaso

Energy CAP

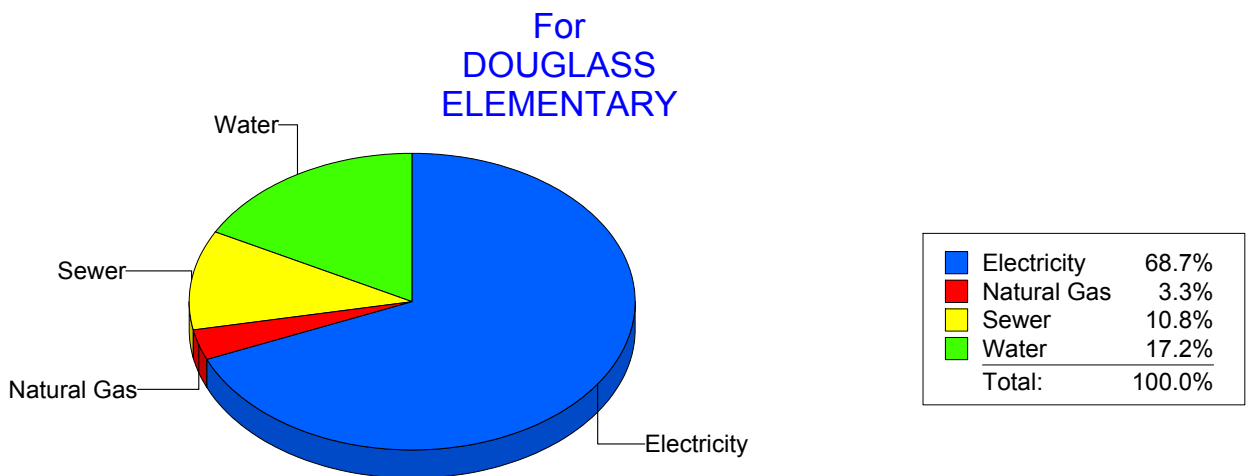
Cost Avoidance Program

Cost Summary Graph

Grouped by Energy Type

Energy Type	Use	Units	Total Cost	Avg Unit Cost	% of Total Cost
Site: DOUGLASS ELEMENTARY - DOUGLASS ELEMENTARY					
Electricity	27,454	KWH	\$4,182.82	0.1524	68.70%
Natural Gas	111	CCF	\$198.61	1.7893	3.26%
Water	582	CCF	\$1,047.75	1.8003	17.21%
Sewer	384	CCF	\$659.36	1.7171	10.83%

Total Cost: \$6,088.54



Filters: Cost Center Name Not Equal To DoNotReport; Site Name Not Equal To DoNotReport; Billing Period Equal To 200807

elpaso

Energy CAP

Cost Avoidance Program

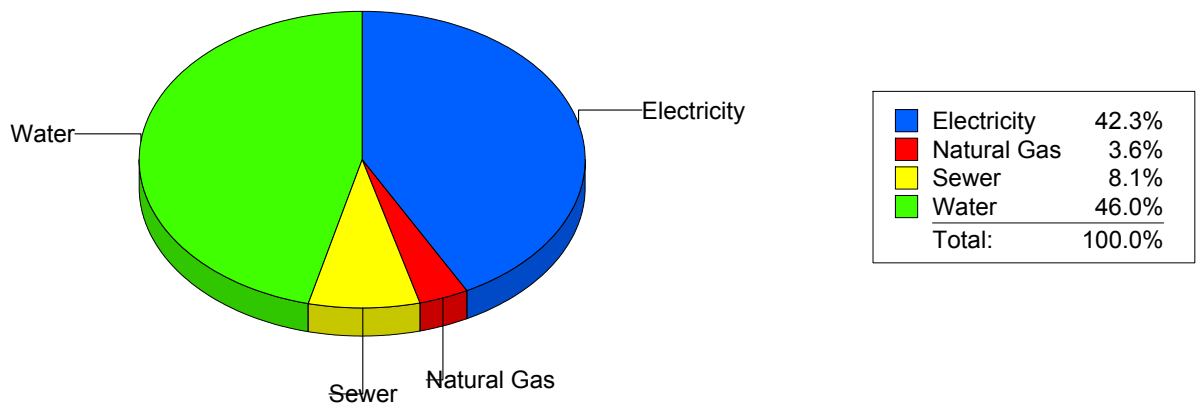
Cost Summary Graph

Grouped by Energy Type

Energy Type	Use	Units	Total Cost	Avg Unit Cost	% of Total Cost
Site: DOWELL ELEMENTARY - DOWELL ELEMENTARY					
Electricity	12,680	KWH	\$1,668.69	0.1316	42.27%
Natural Gas	91	CCF	\$144.05	1.5830	3.65%
Water	953	CCF	\$1,816.39	1.9060	46.01%
Sewer	212	CCF	\$318.72	1.5034	8.07%

Total Cost: \$3,947.85

For DOWELL
ELEMENTARY



Filters: Cost Center Name Not Equal To DoNotReport; Site Name Not Equal To DoNotReport; Billing Period Equal To 200807

elpaso

Energy CAP

Cost Avoidance Program

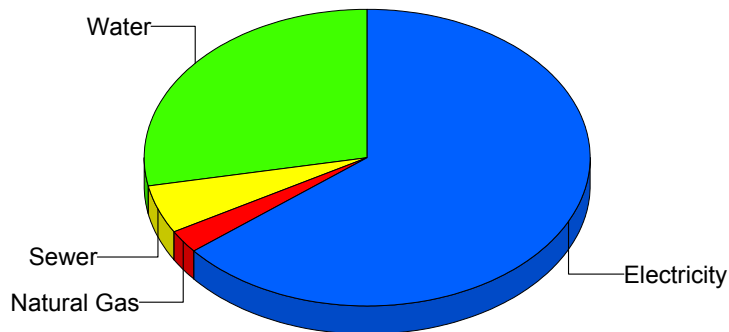
Cost Summary Graph

Grouped by Energy Type

Energy Type	Use	Units	Total Cost	Avg Unit Cost	% of Total Cost
Site: DR. HORNEDO MIDDLE S - DR. HORNEDO MIDDLE S					
Electricity	52,000	KWH	\$5,308.70	0.1021	64.11%
Natural Gas	149	CCF	\$221.47	1.4864	2.67%
Water	1,854	CCF	\$2,320.66	1.2517	28.02%
Sewer	172	CCF	\$430.39	2.5023	5.20%

Total Cost: \$8,281.22

For DR.
HORNEDO
MIDDLE S



Electricity	64.1%
Natural Gas	2.7%
Sewer	5.2%
Water	28.0%
Total:	100.0%

Filters: Cost Center Name Not Equal To DoNotReport; Site Name Not Equal To DoNotReport; Billing Period Equal To 200807

el Paso

Energy CAP

Cost Avoidance Program

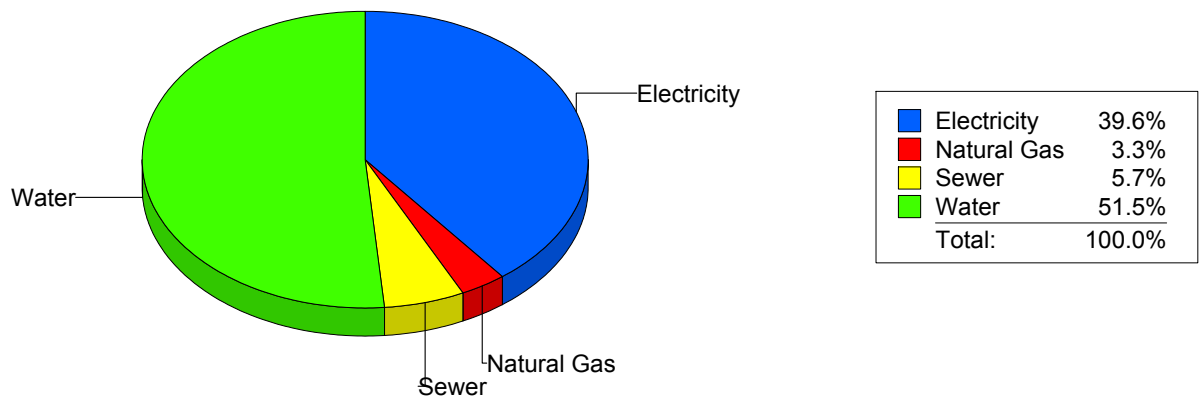
Cost Summary Graph

Grouped by Energy Type

Energy Type	Use	Units	Total Cost	Avg Unit Cost	% of Total Cost
Site: DR. L.A. NIXON ELEME - DR. L.A. NIXON ELEME					
Electricity	25,500	KWH	\$3,429.54	0.1345	39.57%
Natural Gas	172	CCF	\$282.86	1.6445	3.26%
Water	1,146	CCF	\$4,464.75	3.8959	51.51%
Sewer	190	CCF	\$490.63	2.5823	5.66%

Total Cost: \$8,667.78

For DR. L.A.
NIXON ELEME



Filters: Cost Center Name Not Equal To DoNotReport; Site Name Not Equal To DoNotReport; Billing Period Equal To 200807

elpaso

Energy CAP

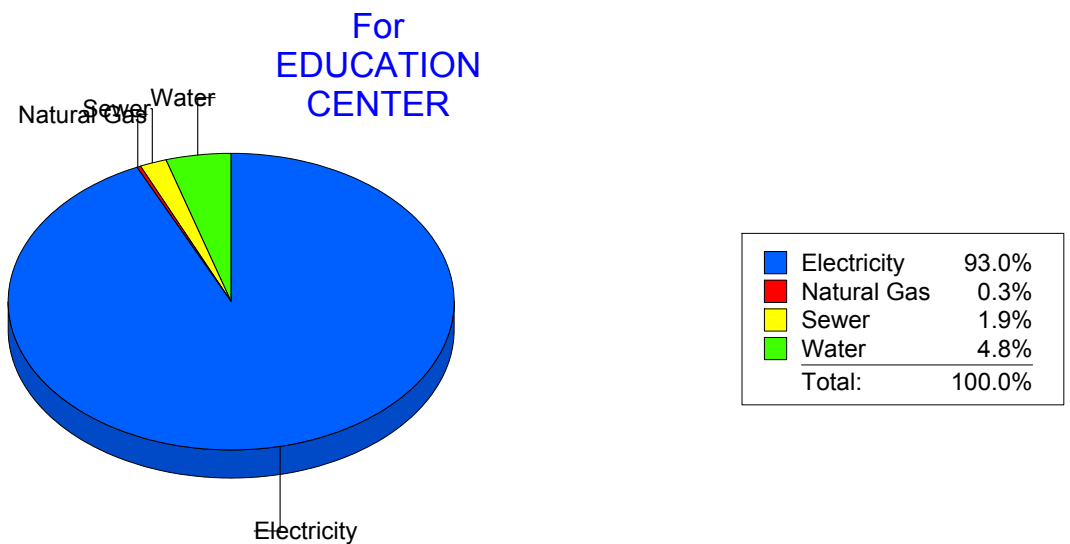
Cost Avoidance Program

Cost Summary Graph

Grouped by Energy Type

Energy Type	Use	Units	Total Cost	Avg Unit Cost	% of Total Cost
Site: EDUCATION CENTER - EDUCATION CENTER					
Electricity	331,581	KWH	\$35,980.87	0.1085	92.96%
Natural Gas	76	CCF	\$124.85	1.6428	0.32%
Water	663	CCF	\$1,852.78	2.7945	4.79%
Sewer	294	CCF	\$747.19	2.5415	1.93%

Total Cost: \$38,705.69



Filters: Cost Center Name Not Equal To DoNotReport; Site Name Not Equal To DoNotReport; Billing Period Equal To 200807

elpaso

Energy CAP

Cost Avoidance Program

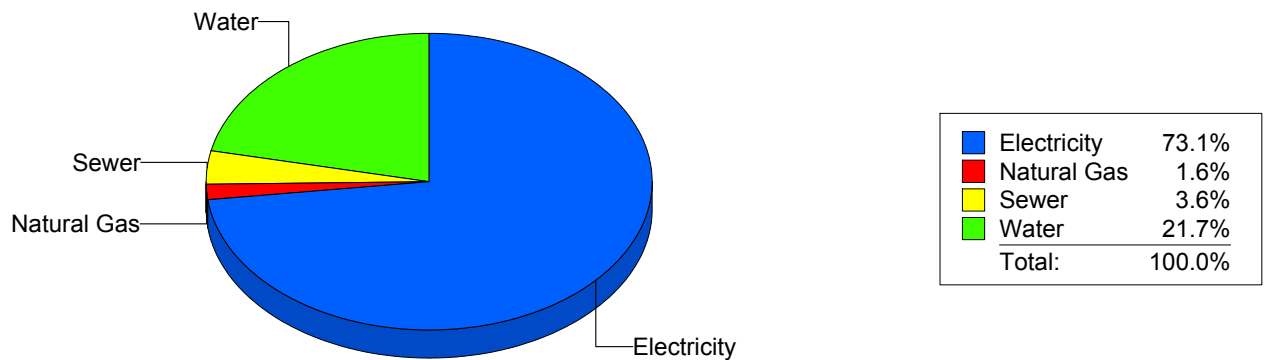
Cost Summary Graph

Grouped by Energy Type

Energy Type	Use	Units	Total Cost	Avg Unit Cost	% of Total Cost
Site: EL PASO HIGH SCHOOL - EL PASO HIGH SCHOOL					
Electricity	118,544	KWH	\$15,835.84	0.1336	73.11%
Natural Gas	127	CCF	\$340.99	2.6850	1.57%
Water	1,601	CCF	\$4,702.00	2.9369	21.71%
Sewer	340	CCF	\$781.36	2.2981	3.61%

Total Cost: \$21,660.19

For EL PASO
HIGH SCHOOL



Filters: Cost Center Name Not Equal To DoNotReport; Site Name Not Equal To DoNotReport; Billing Period Equal To 200807

elpaso

Energy CAP

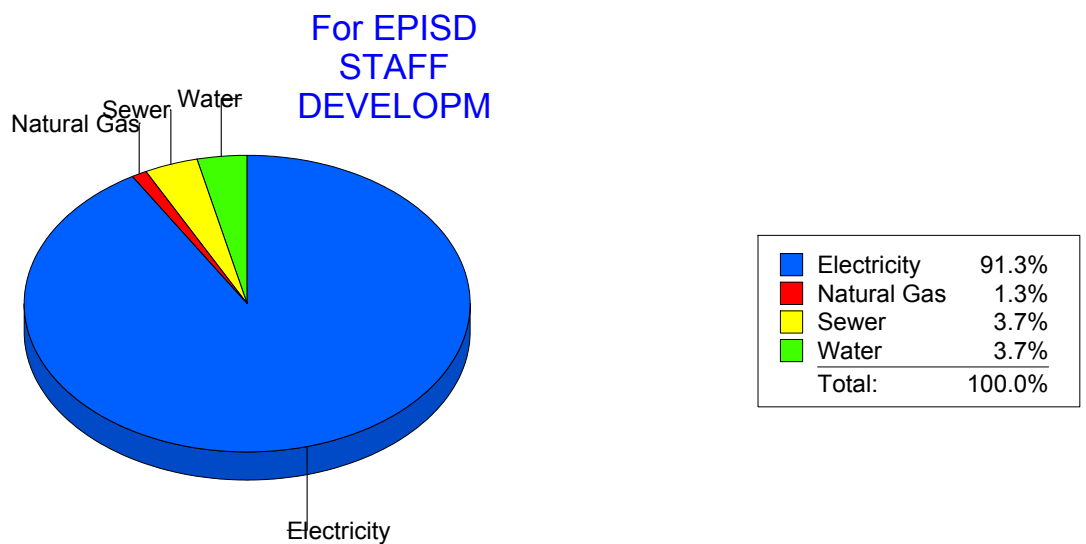
Cost Avoidance Program

Cost Summary Graph

Grouped by Energy Type

Energy Type	Use	Units	Total Cost	Avg Unit Cost	% of Total Cost
Site: EPISD STAFF DEVELOPM - EPISD STAFF DEVELOPM					
Electricity	26,320	KWH	\$3,006.41	0.1142	91.33%
Natural Gas	9	CCF	\$41.32	4.5911	1.26%
Water	40	CCF	\$122.14	3.0535	3.71%
Sewer	57	CCF	\$121.87	2.1381	3.70%

Total Cost: \$3,291.74



Filters: Cost Center Name Not Equal To DoNotReport; Site Name Not Equal To DoNotReport; Billing Period Equal To 200807

elpaso

Energy CAP

Cost Avoidance Program

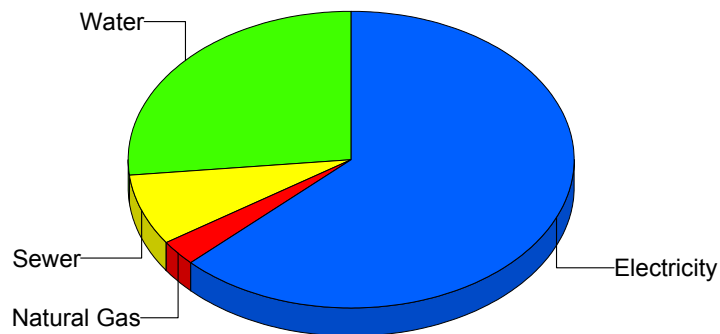
Cost Summary Graph

Grouped by Energy Type

Energy Type	Use	Units	Total Cost	Avg Unit Cost	% of Total Cost
Site: FANNIN ELEMENTARY - FANNIN ELEMENTARY					
Electricity	23,761	KWH	\$2,620.44	0.1103	62.70%
Natural Gas	24	CCF	\$120.23	5.0096	2.88%
Water	441	CCF	\$1,114.06	2.5262	26.66%
Sewer	106	CCF	\$324.47	3.0610	7.76%

Total Cost: \$4,179.20

For FANNIN
ELEMENTARY



Electricity	62.7%
Natural Gas	2.9%
Sewer	7.8%
Water	26.7%
Total:	100.0%

Filters: Cost Center Name Not Equal To DoNotReport; Site Name Not Equal To DoNotReport; Billing Period Equal To 200807

elpaso

Energy CAP

Cost Avoidance Program

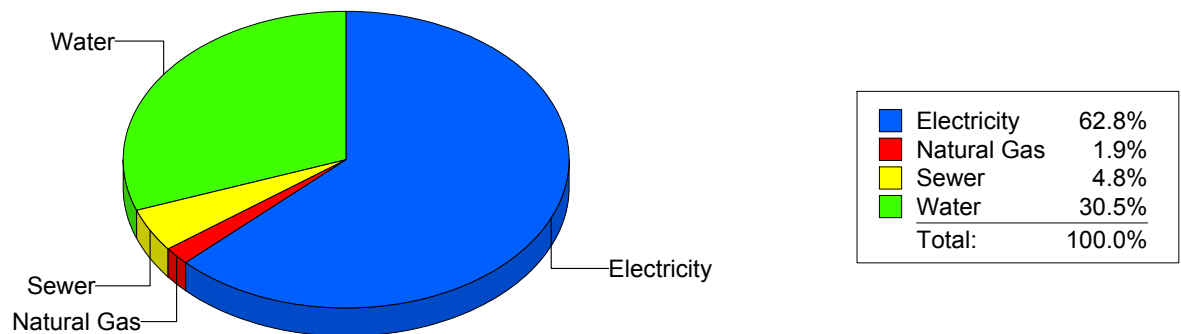
Cost Summary Graph

Grouped by Energy Type

Energy Type	Use	Units	Total Cost	Avg Unit Cost	% of Total Cost
Site: FINE ARTS/MULTIMEDIA - FINE ARTS/MULTIMEDIA					
Electricity	11,506	KWH	\$1,565.32	0.1360	62.80%
Natural Gas	14	CCF	\$47.56	3.3971	1.91%
Water	211	CCF	\$760.20	3.6028	30.50%
Sewer	96	CCF	\$119.39	1.2436	4.79%

Total Cost: \$2,492.47

For FINE
ARTS/MULTIMEDIA



Filters: Cost Center Name Not Equal To DoNotReport; Site Name Not Equal To DoNotReport; Billing Period Equal To 200807

elpaso

Energy CAP

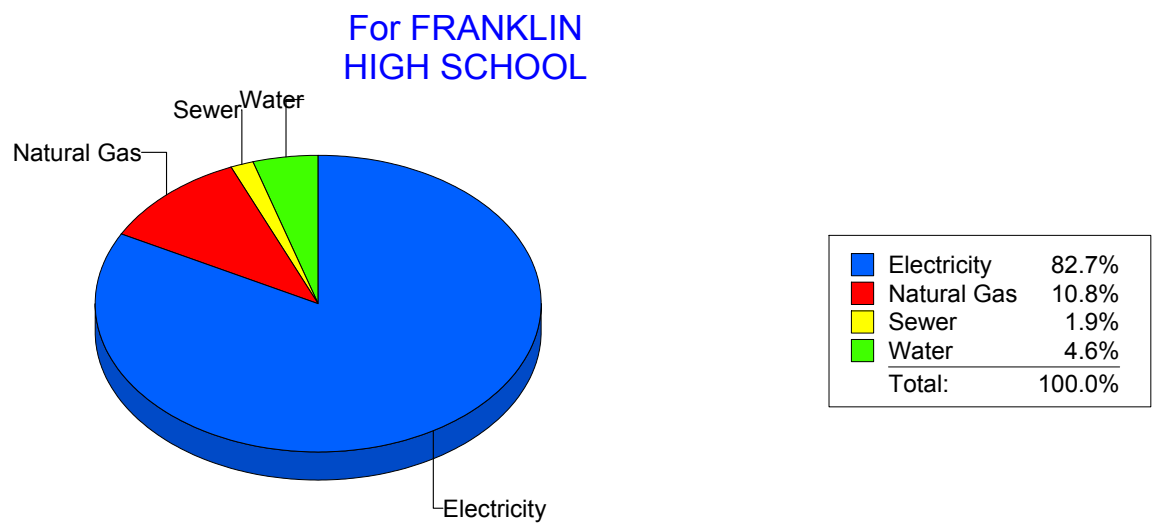
Cost Avoidance Program

Cost Summary Graph

Grouped by Energy Type

Energy Type	Use	Units	Total Cost	Avg Unit Cost	% of Total Cost
Site: FRANKLIN HIGH SCHOOL - FRANKLIN HIGH SCHOOL					
Electricity	283,500	KWH	\$31,402.97	0.1108	82.71%
Natural Gas	3,012	CCF	\$4,089.22	1.3576	10.77%
Water	835	CCF	\$1,746.74	2.0919	4.60%
Sewer	407	CCF	\$728.84	1.7908	1.92%

Total Cost: \$37,967.77



Filters: Cost Center Name Not Equal To DoNotReport; Site Name Not Equal To DoNotReport; Billing Period Equal To 200807

elpaso

Energy CAP

Cost Avoidance Program

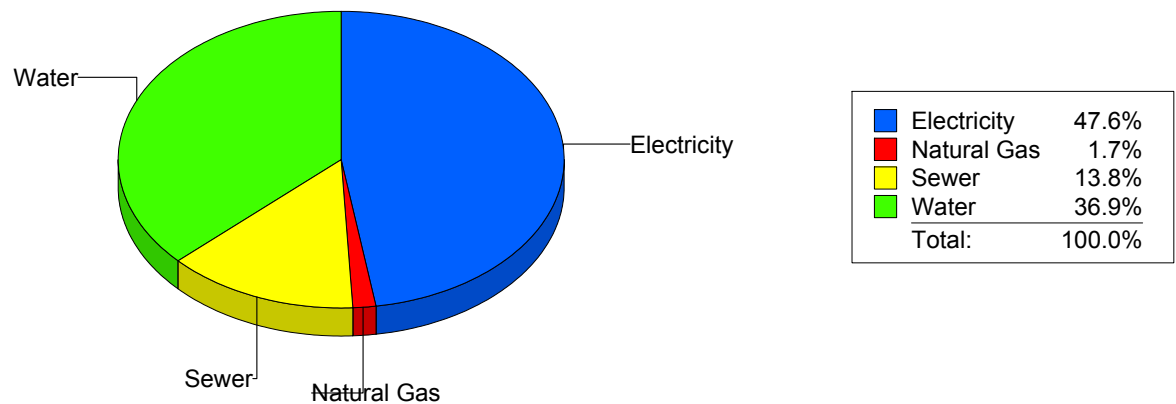
Cost Summary Graph

Grouped by Energy Type

Energy Type	Use	Units	Total Cost	Avg Unit Cost	% of Total Cost
Site: GREEN ELEMENTARY SCH - GREEN ELEMENTARY SCH					
Electricity	16,800	KWH	\$1,908.91	0.1136	47.59%
Natural Gas	6	CCF	\$67.68	11.2800	1.69%
Water	559	CCF	\$1,481.32	2.6499	36.93%
Sewer	220	CCF	\$553.59	2.5163	13.80%

Total Cost: \$4,011.50

For GREEN
ELEMENTARY
SCH



Filters: Cost Center Name Not Equal To DoNotReport; Site Name Not Equal To DoNotReport; Billing Period Equal To 200807

elpaso

Energy CAP

Cost Avoidance Program

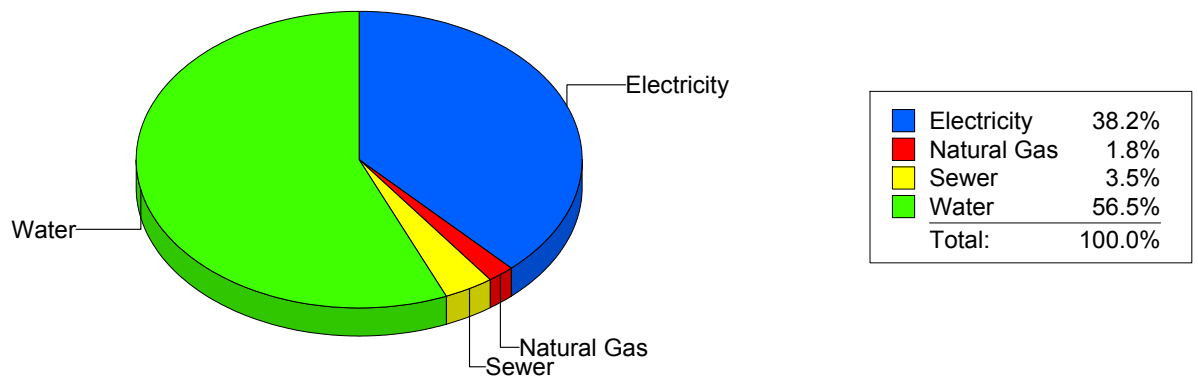
Cost Summary Graph

Grouped by Energy Type

Energy Type	Use	Units	Total Cost	Avg Unit Cost	% of Total Cost
Site: GUILLEN MIDDLE SCHOO - GUILLEN MIDDLE SCHOO					
Electricity	53,628	KWH	\$6,717.95	0.1253	38.18%
Natural Gas	197	CCF	\$316.90	1.6086	1.80%
Water	2,841	CCF	\$9,937.49	3.4979	56.48%
Sewer	332	CCF	\$621.49	1.8720	3.53%

Total Cost: \$17,593.83

For GUILLEN
MIDDLE
SCHOO



Filters: Cost Center Name Not Equal To DoNotReport; Site Name Not Equal To DoNotReport; Billing Period Equal To 200807

elpaso

Energy CAP

Cost Avoidance Program

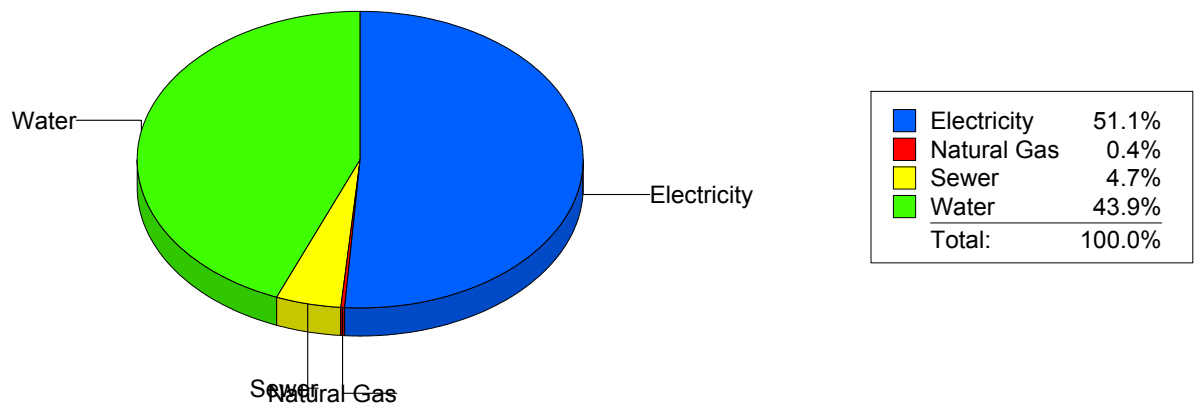
Cost Summary Graph

Grouped by Energy Type

Energy Type	Use	Units	Total Cost	Avg Unit Cost	% of Total Cost
Site: H.E. CHARLES MIDDLE - H.E. CHARLES MIDDLE					
Electricity	42,350	KWH	\$5,144.22	0.1215	51.06%
Natural Gas	7	CCF	\$38.82	5.5457	0.39%
Water	1,176	CCF	\$4,420.69	3.7591	43.88%
Sewer	204	CCF	\$471.03	2.3090	4.68%

Total Cost: \$10,074.76

For H.E.
CHARLES
MIDDLE



Filters: Cost Center Name Not Equal To DoNotReport; Site Name Not Equal To DoNotReport; Billing Period Equal To 200807

elpaso

Energy CAP

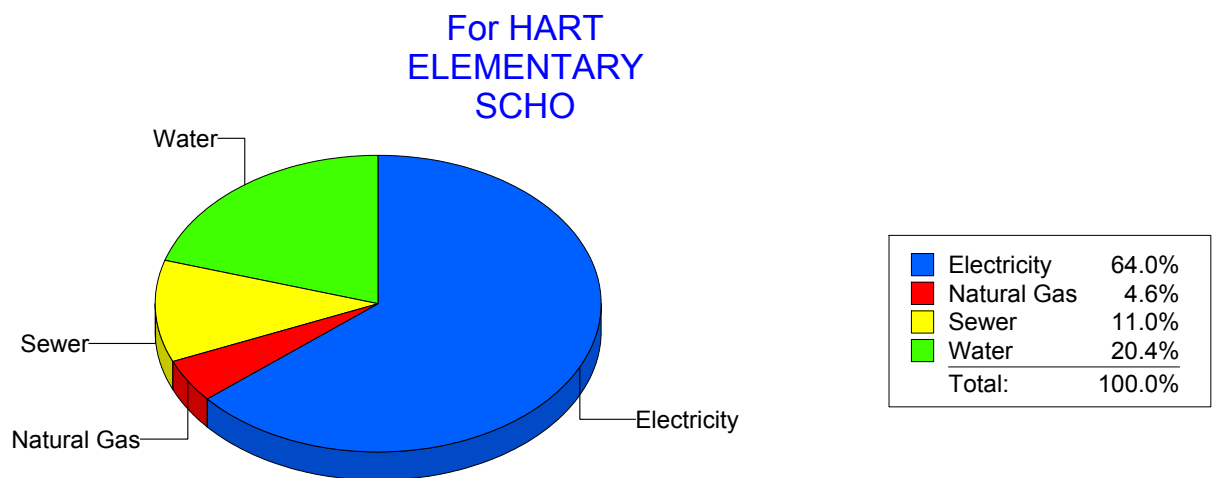
Cost Avoidance Program

Cost Summary Graph

Grouped by Energy Type

Energy Type	Use	Units	Total Cost	Avg Unit Cost	% of Total Cost
Site: HART ELEMENTARY SCHO - HART ELEMENTARY SCHO					
Electricity	13,790	KWH	\$2,229.63	0.1617	63.98%
Natural Gas	104	CCF	\$160.23	1.5407	4.60%
Water	343	CCF	\$711.24	2.0736	20.41%
Sewer	189	CCF	\$383.94	2.0314	11.02%

Total Cost: \$3,485.04



Filters: Cost Center Name Not Equal To DoNotReport; Site Name Not Equal To DoNotReport; Billing Period Equal To 200807

elpaso

Energy CAP

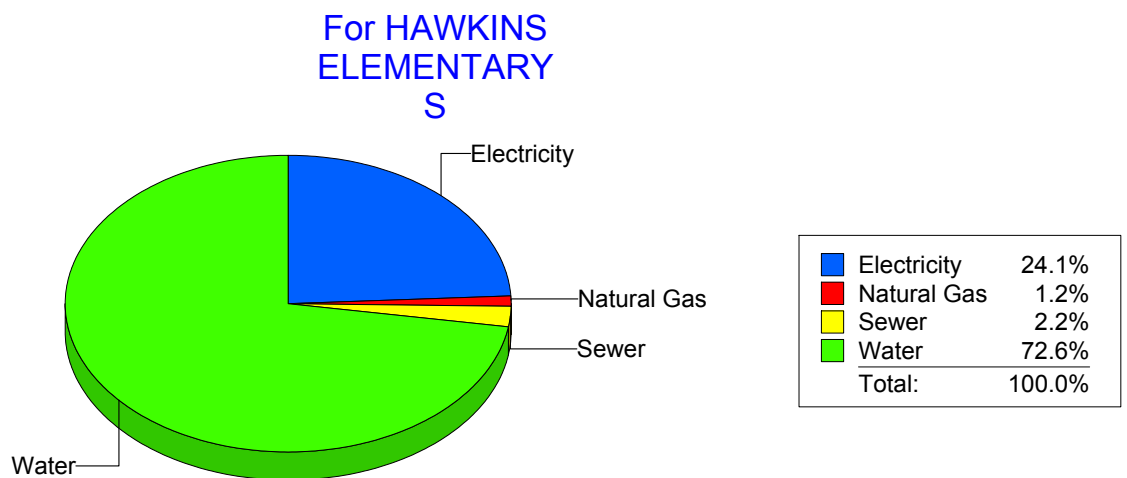
Cost Avoidance Program

Cost Summary Graph

Grouped by Energy Type

Energy Type	Use	Units	Total Cost	Avg Unit Cost	% of Total Cost
Site: HAWKINS ELEMENTARY S - HAWKINS ELEMENTARY S					
Electricity	12,839	KWH	\$2,005.32	0.1562	24.05%
Natural Gas	54	CCF	\$97.42	1.8041	1.17%
Water	1,263	CCF	\$6,049.77	4.7900	72.57%
Sewer	47	CCF	\$184.17	3.9185	2.21%

Total Cost: \$8,336.68



Filters: Cost Center Name Not Equal To DoNotReport; Site Name Not Equal To DoNotReport; Billing Period Equal To 200807

elpaso

Energy CAP

Cost Avoidance Program

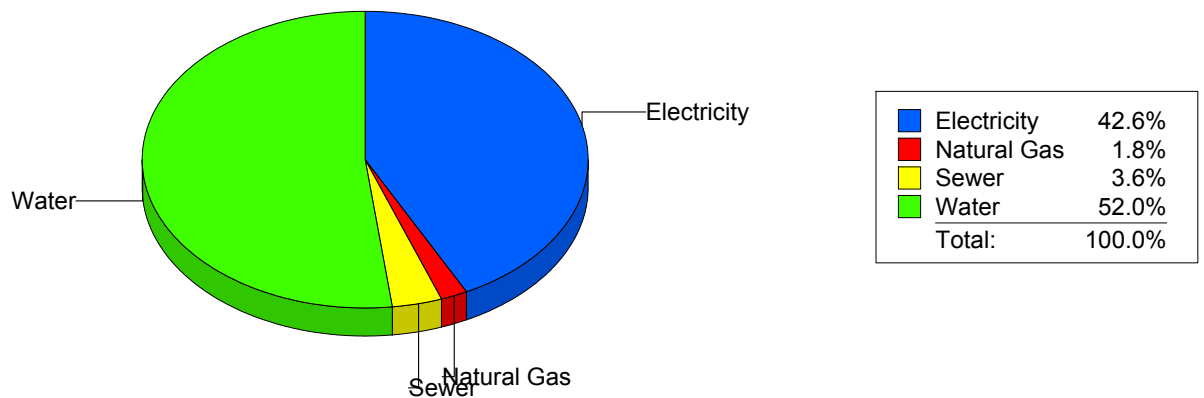
Cost Summary Graph

Grouped by Energy Type

Energy Type	Use	Units	Total Cost	Avg Unit Cost	% of Total Cost
Site: HENDERSON MIDDLE SCH - HENDERSON MIDDLE SCH					
Electricity	22,896	KWH	\$2,766.91	0.1208	42.57%
Natural Gas	68	CCF	\$114.88	1.6894	1.77%
Water	1,393	CCF	\$3,382.26	2.4280	52.04%
Sewer	136	CCF	\$234.96	1.7276	3.62%

Total Cost: \$6,499.01

For
HENDERSON
MIDDLE SCH



Filters: Cost Center Name Not Equal To DoNotReport; Site Name Not Equal To DoNotReport; Billing Period Equal To 200807

elpaso

Energy CAP

Cost Avoidance Program

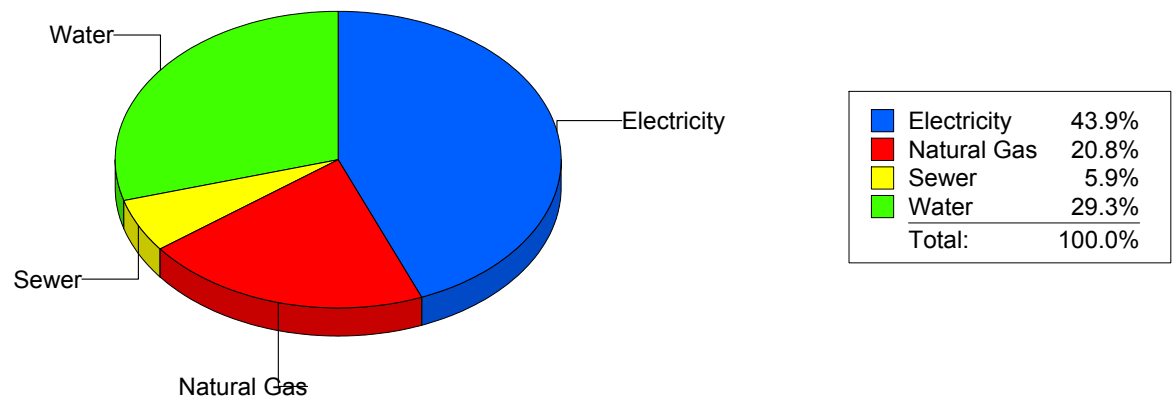
Cost Summary Graph

Grouped by Energy Type

Energy Type	Use	Units	Total Cost	Avg Unit Cost	% of Total Cost
Site: HERCULES COTTAGES - HERCULES COTTAGES					
Electricity	1,522	KWH	\$318.15	0.2090	43.93%
Natural Gas	0	CCF	\$150.50	0.0000	20.78%
Water	53	CCF	\$212.48	4.0091	29.34%
Sewer	10	CCF	\$43.03	4.3030	5.94%

Total Cost: \$724.16

For HERCULES
COTTAGES



Filters: Cost Center Name Not Equal To DoNotReport; Site Name Not Equal To DoNotReport; Billing Period Equal To 200807

elpaso

Energy CAP

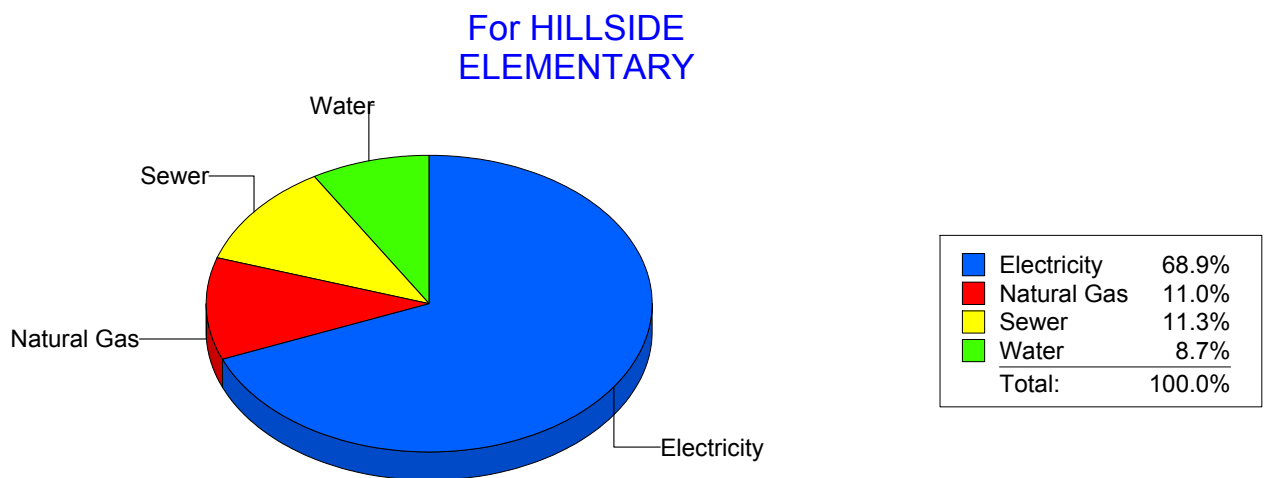
Cost Avoidance Program

Cost Summary Graph

Grouped by Energy Type

Energy Type	Use	Units	Total Cost	Avg Unit Cost	% of Total Cost
Site: HILLSIDE ELEMENTARY - HILLSIDE ELEMENTARY					
Electricity	15,963	KWH	\$2,491.28	0.1561	68.92%
Natural Gas	219	CCF	\$398.96	1.8217	11.04%
Water	80	CCF	\$315.04	3.9380	8.72%
Sewer	198	CCF	\$409.40	2.0677	11.33%

Total Cost: \$3,614.68



Filters: Cost Center Name Not Equal To DoNotReport; Site Name Not Equal To DoNotReport; Billing Period Equal To 200807

elpaso

Energy CAP

Cost Avoidance Program

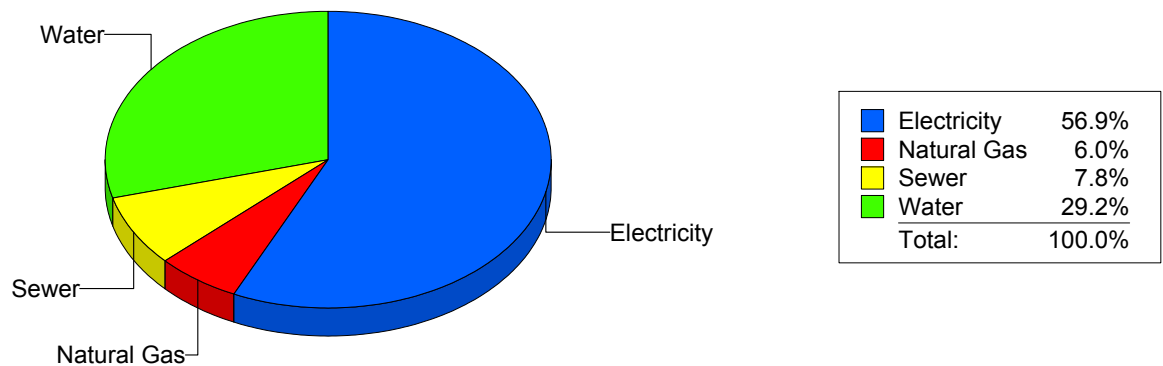
Cost Summary Graph

Grouped by Energy Type

Energy Type	Use	Units	Total Cost	Avg Unit Cost	% of Total Cost
Site: HOUSTON INTERMEDIATE - HOUSTON INTERMEDIATE					
Electricity	17,899	KWH	\$1,994.54	0.1114	56.94%
Natural Gas	96	CCF	\$209.99	2.1874	6.00%
Water	248	CCF	\$1,023.48	4.1269	29.22%
Sewer	51	CCF	\$274.73	5.3869	7.84%

Total Cost: \$3,502.74

For HOUSTON
INTERMEDIATE



Filters: Cost Center Name Not Equal To DoNotReport; Site Name Not Equal To DoNotReport; Billing Period Equal To 200807

elpaso

Energy CAP

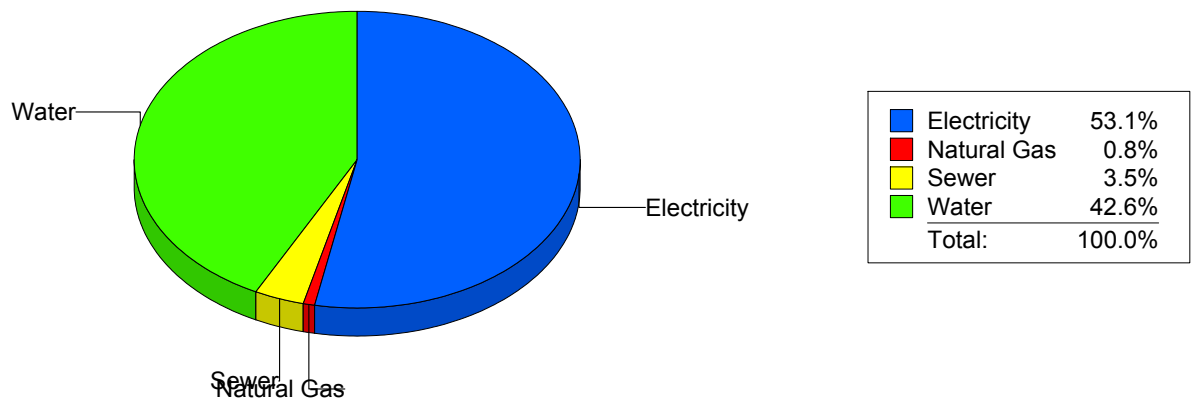
Cost Avoidance Program

Cost Summary Graph

Grouped by Energy Type

Energy Type	Use	Units	Total Cost	Avg Unit Cost	% of Total Cost
Site: MOYE - HR Moye					
Electricity	34,800	KWH	\$4,863.97	0.1398	53.06%
Natural Gas	37	CCF	\$76.23	2.0603	0.83%
Water	753	CCF	\$3,904.01	5.1846	42.59%
Sewer	87	CCF	\$322.44	3.7062	3.52%
Total Cost:			\$9,166.65		

For HR Moye



Filters: Cost Center Name Not Equal To DoNotReport; Site Name Not Equal To DoNotReport; Billing Period Equal To 200807

el paso

Energy CAP

Cost Avoidance Program

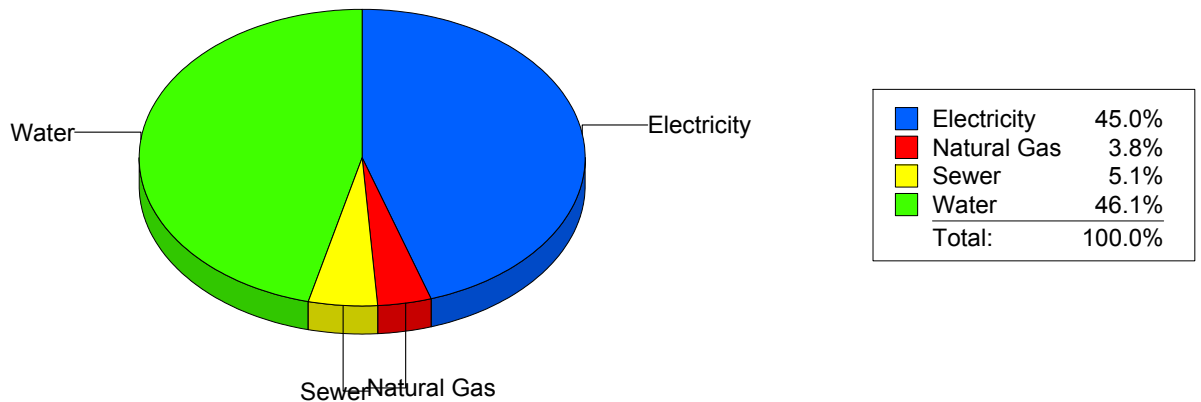
Cost Summary Graph

Grouped by Energy Type

Energy Type	Use	Units	Total Cost	Avg Unit Cost	% of Total Cost
Site: HUGHEY ELEMENTARY SC - HUGHEY ELEMENTARY SC					
Electricity	11,080	KWH	\$1,577.37	0.1424	44.95%
Natural Gas	84	CCF	\$134.83	1.6051	3.84%
Water	459	CCF	\$1,616.45	3.5217	46.07%
Sewer	93	CCF	\$180.35	1.9392	5.14%

Total Cost: \$3,509.00

For HUGHEY
ELEMENTARY
SC



Filters: Cost Center Name Not Equal To DoNotReport; Site Name Not Equal To DoNotReport; Billing Period Equal To 200807

elpaso

Energy CAP

Cost Avoidance Program

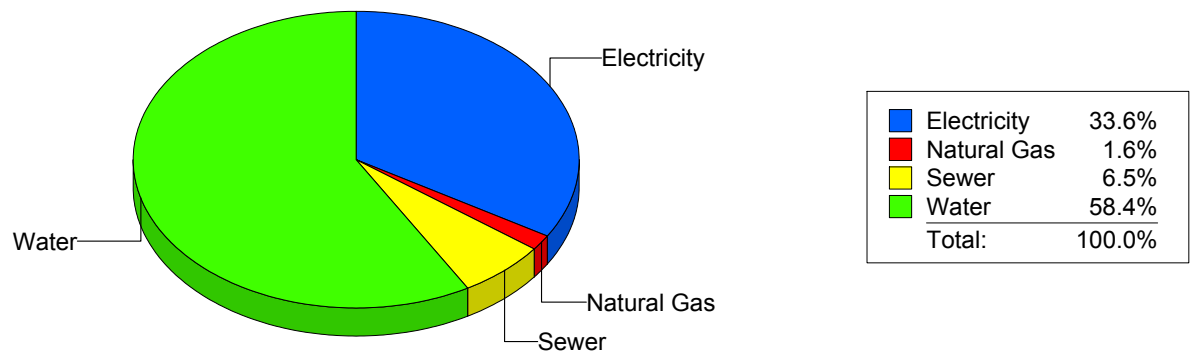
Cost Summary Graph

Grouped by Energy Type

Energy Type	Use	Units	Total Cost	Avg Unit Cost	% of Total Cost
Site: IRVIN HIGH SCHOOL - IRVIN HIGH SCHOOL					
Electricity	59,588	KWH	\$7,051.11	0.1183	33.59%
Natural Gas	204	CCF	\$325.98	1.5979	1.55%
Water	3,945	CCF	\$12,248.94	3.1049	58.35%
Sewer	967	CCF	\$1,365.70	1.4123	6.51%

Total Cost: \$20,991.73

For IRVIN HIGH
SCHOOL



Filters: Cost Center Name Not Equal To DoNotReport; Site Name Not Equal To DoNotReport; Billing Period Equal To 200807

elpaso

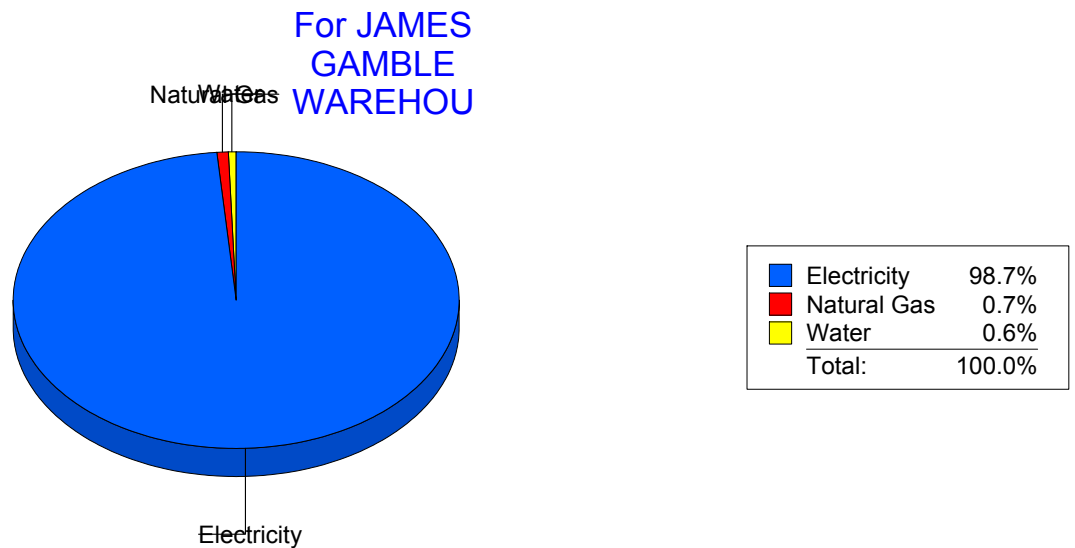
Energy CAP

Cost Avoidance Program

Cost Summary Graph

Grouped by Energy Type

Energy Type	Use	Units	Total Cost	Avg Unit Cost	% of Total Cost
Site: JAMES GAMBLE WAREHOU - JAMES GAMBLE WAREHOU					
Electricity	45,900	KWH	\$5,794.73	0.1262	98.67%
Natural Gas	10	CCF	\$42.01	4.2010	0.72%
Water	0	CCF	\$36.36	0.0000	0.62%
Total Cost:			\$5,873.10		



Filters: Cost Center Name Not Equal To DoNotReport; Site Name Not Equal To DoNotReport; Billing Period Equal To 200807

elpaso

Energy CAP

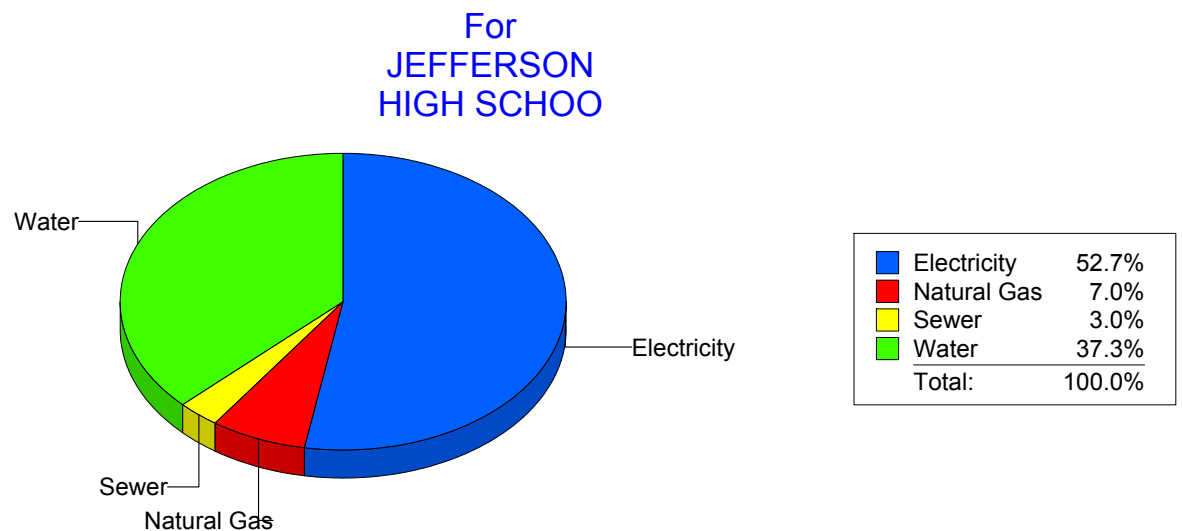
Cost Avoidance Program

Cost Summary Graph

Grouped by Energy Type

Energy Type	Use	Units	Total Cost	Avg Unit Cost	% of Total Cost
Site: JEFFERSON HIGH SCHOO - JEFFERSON HIGH SCHOO					
Electricity	82,301	KWH	\$11,486.32	0.1396	52.69%
Natural Gas	980	CCF	\$1,527.83	1.5590	7.01%
Water	1,950	CCF	\$8,128.08	4.1682	37.29%
Sewer	245	CCF	\$655.70	2.6763	3.01%

Total Cost: \$21,797.93



Filters: Cost Center Name Not Equal To DoNotReport; Site Name Not Equal To DoNotReport; Billing Period Equal To 200807

elpaso

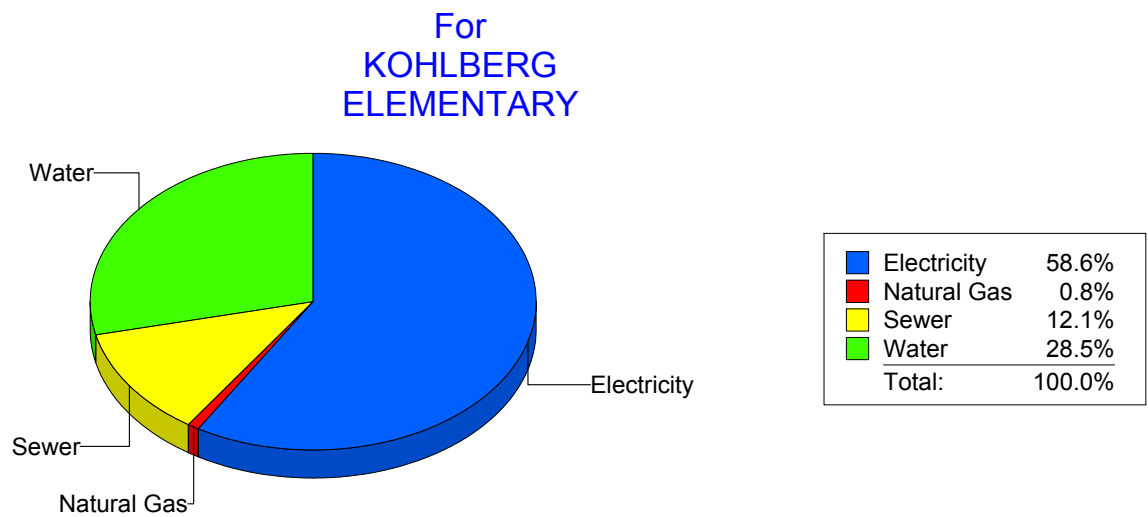
Energy CAP

Cost Avoidance Program

Cost Summary Graph

Grouped by Energy Type

Energy Type	Use	Units	Total Cost	Avg Unit Cost	% of Total Cost
Site: KOHLBERG ELEMENTARY - KOHLBERG ELEMENTARY					
Electricity	15,460	KWH	\$2,292.08	0.1483	58.60%
Natural Gas	1	CCF	\$31.34	31.3400	0.80%
Water	482	CCF	\$1,116.38	2.3161	28.54%
Sewer	228	CCF	\$471.57	2.0683	12.06%
Total Cost:			\$3,911.37		



Filters: Cost Center Name Not Equal To DoNotReport; Site Name Not Equal To DoNotReport; Billing Period Equal To 200807

elpaso

Energy CAP

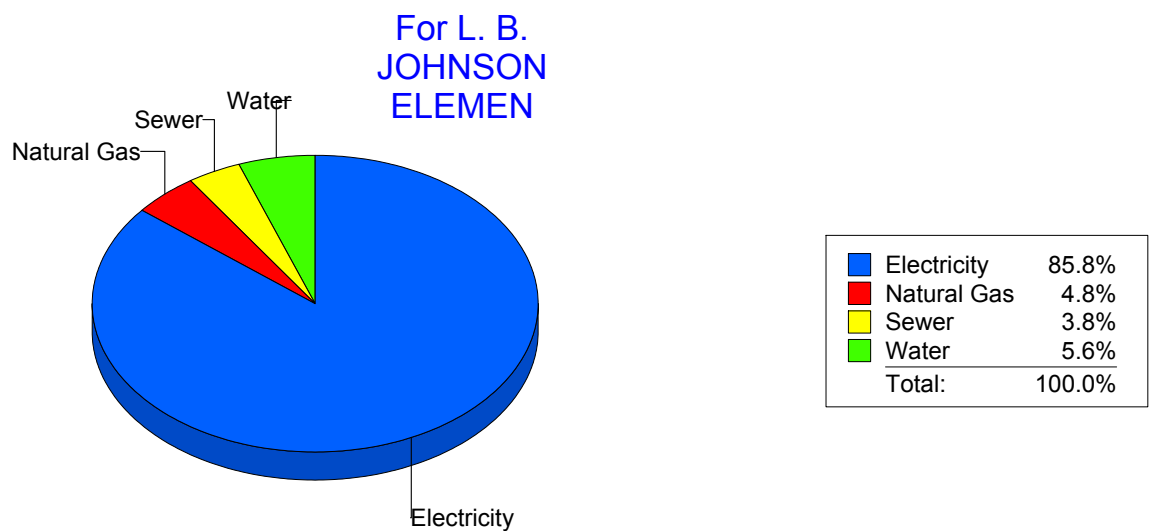
Cost Avoidance Program

Cost Summary Graph

Grouped by Energy Type

Energy Type	Use	Units	Total Cost	Avg Unit Cost	% of Total Cost
Site: L. B. JOHNSON ELEMEN - L. B. JOHNSON ELEMEN					
Electricity	39,400	KWH	\$6,152.93	0.1562	85.80%
Natural Gas	219	CCF	\$346.38	1.5816	4.83%
Water	287	CCF	\$399.38	1.3916	5.57%
Sewer	156	CCF	\$272.33	1.7457	3.80%

Total Cost: \$7,171.02



Filters: Cost Center Name Not Equal To DoNotReport; Site Name Not Equal To DoNotReport; Billing Period Equal To 200807

elpaso

Energy CAP

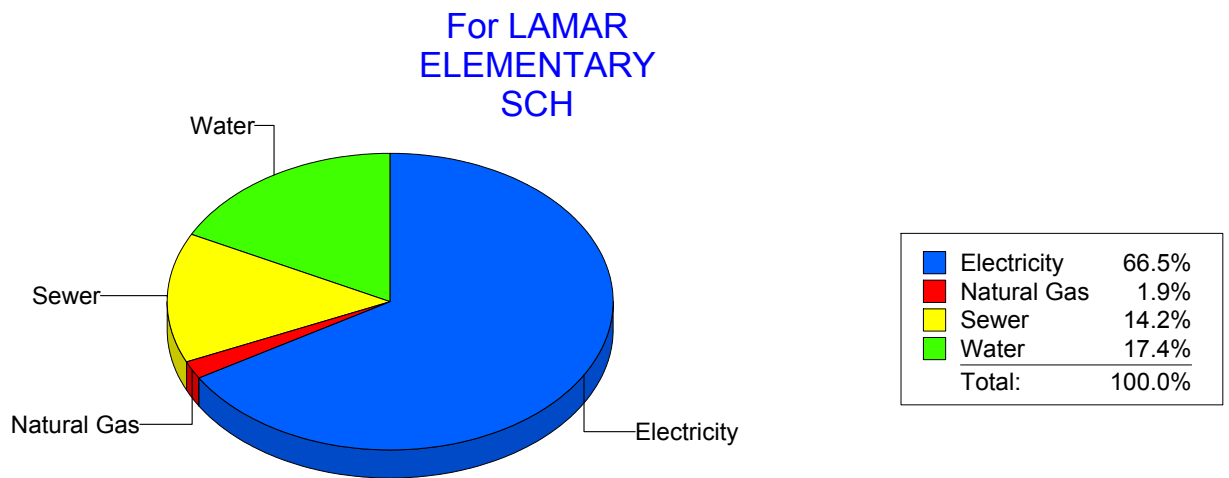
Cost Avoidance Program

Cost Summary Graph

Grouped by Energy Type

Energy Type	Use	Units	Total Cost	Avg Unit Cost	% of Total Cost
Site: LAMAR ELEMENTARY SCH - LAMAR ELEMENTARY SCH					
Electricity	12,000	KWH	\$3,324.40	0.2770	66.46%
Natural Gas	4	CCF	\$95.29	23.8225	1.90%
Water	380	CCF	\$871.81	2.2942	17.43%
Sewer	294	CCF	\$710.84	2.4178	14.21%

Total Cost: \$5,002.34



Filters: Cost Center Name Not Equal To DoNotReport; Site Name Not Equal To DoNotReport; Billing Period Equal To 200807

elpaso

Energy CAP

Cost Avoidance Program

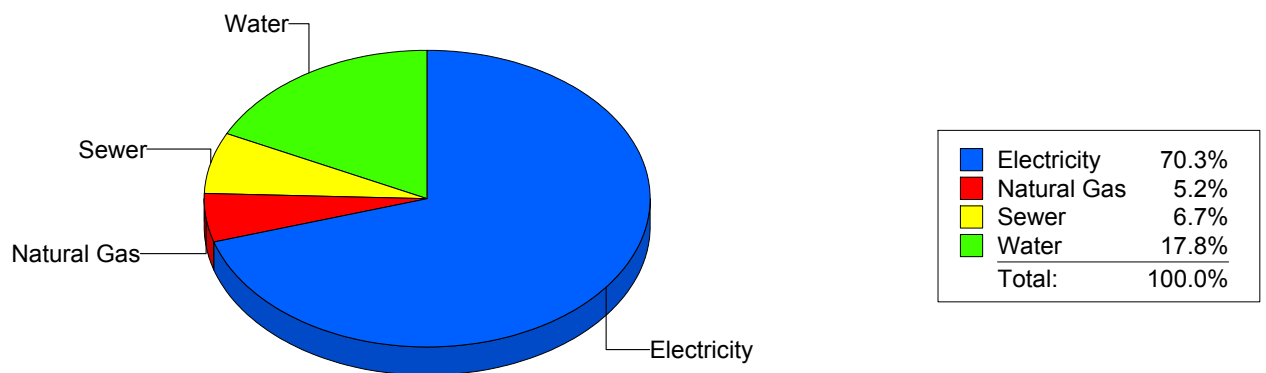
Cost Summary Graph

Grouped by Energy Type

Energy Type	Use	Units	Total Cost	Avg Unit Cost	% of Total Cost
Site: LEE ELEMENTARY - LEE ELEMENTARY					
Electricity	25,653	KWH	\$4,304.68	0.1678	70.33%
Natural Gas	184	CCF	\$316.86	1.7221	5.18%
Water	347	CCF	\$1,088.21	3.1361	17.78%
Sewer	102	CCF	\$411.19	4.0313	6.72%

Total Cost: \$6,120.94

For LEE
ELEMENTARY



Filters: Cost Center Name Not Equal To DoNotReport; Site Name Not Equal To DoNotReport; Billing Period Equal To 200807

elpaso

Energy CAP

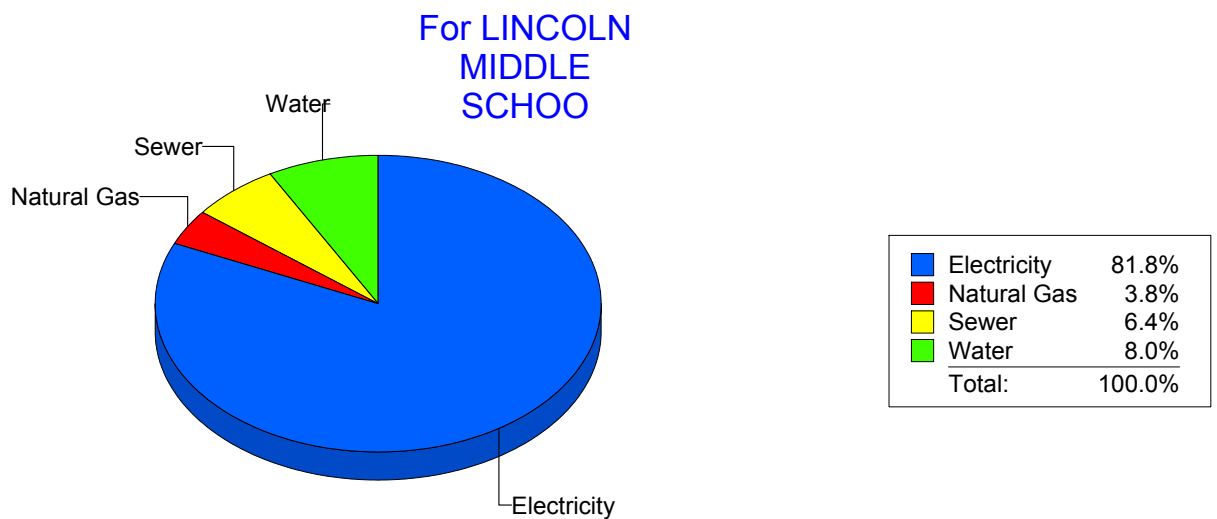
Cost Avoidance Program

Cost Summary Graph

Grouped by Energy Type

Energy Type	Use	Units	Total Cost	Avg Unit Cost	% of Total Cost
Site: LINCOLN MIDDLE SCHOO - LINCOLN MIDDLE SCHOO					
Electricity	62,100	KWH	\$10,686.26	0.1721	81.77%
Natural Gas	355	CCF	\$501.83	1.4136	3.84%
Water	638	CCF	\$1,050.29	1.6462	8.04%
Sewer	546	CCF	\$831.03	1.5220	6.36%

Total Cost: \$13,069.41



Filters: Cost Center Name Not Equal To DoNotReport; Site Name Not Equal To DoNotReport; Billing Period Equal To 200807

elpaso

Energy CAP

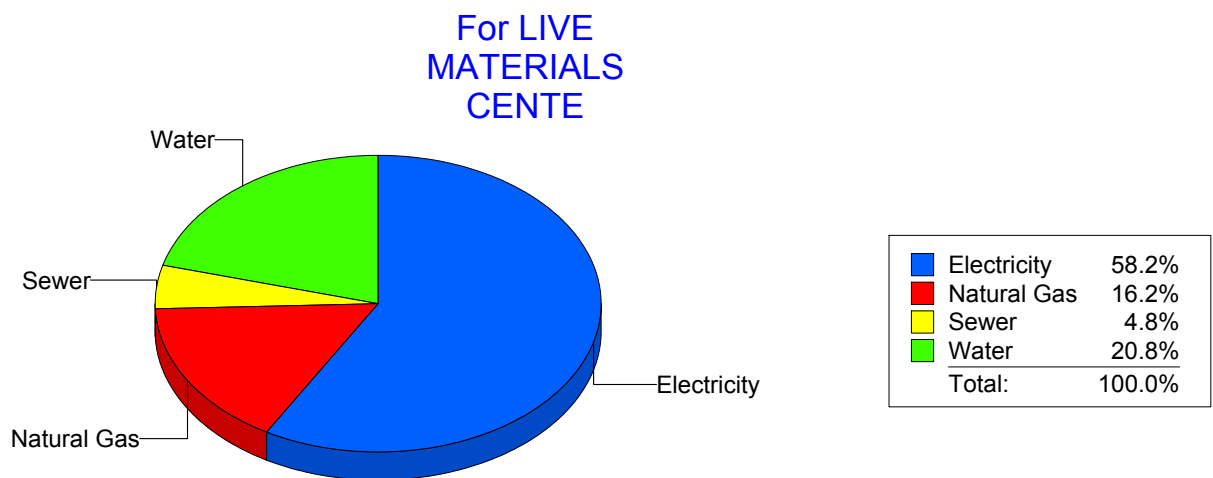
Cost Avoidance Program

Cost Summary Graph

Grouped by Energy Type

Energy Type	Use	Units	Total Cost	Avg Unit Cost	% of Total Cost
Site: LIVE MATERIALS CENTE - LIVE MATERIALS CENTE					
Electricity	1,574	KWH	\$275.33	0.1749	58.25%
Natural Gas	13	CCF	\$76.41	5.8777	16.16%
Water	24	CCF	\$98.20	4.0917	20.77%
Sewer	2	CCF	\$22.76	11.3800	4.81%

Total Cost: \$472.70



Filters: Cost Center Name Not Equal To DoNotReport; Site Name Not Equal To DoNotReport; Billing Period Equal To 200807

elpaso

Energy CAP

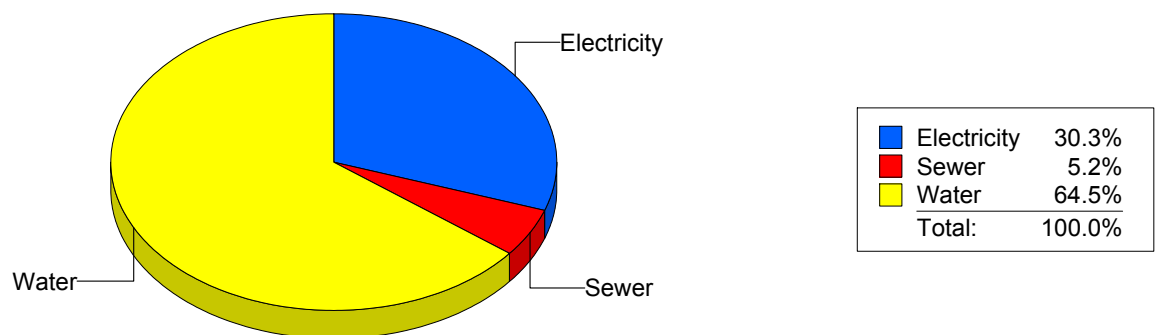
Cost Avoidance Program

Cost Summary Graph

Grouped by Energy Type

Energy Type	Use	Units	Total Cost	Avg Unit Cost	% of Total Cost
Site: LOGAN ELEMENTARY - LOGAN ELEMENTARY					
Electricity	9,400	KWH	\$1,096.06	0.1166	30.27%
Water	616	CCF	\$2,336.55	3.7931	64.54%
Sewer	99	CCF	\$187.97	1.8987	5.19%
Total Cost:			\$3,620.58		

For LOGAN
ELEMENTARY



Filters: Cost Center Name Not Equal To DoNotReport; Site Name Not Equal To DoNotReport; Billing Period Equal To 200807

elpaso

Energy CAP

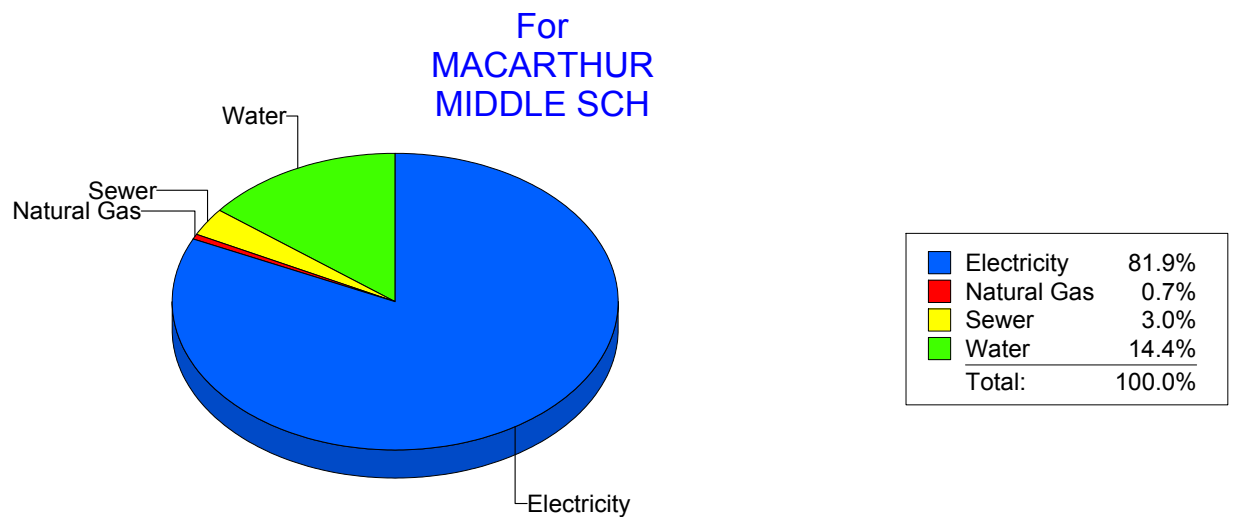
Cost Avoidance Program

Cost Summary Graph

Grouped by Energy Type

Energy Type	Use	Units	Total Cost	Avg Unit Cost	% of Total Cost
Site: MACARTHUR MIDDLE SCH - MACARTHUR MIDDLE SCH					
Electricity	42,480	KWH	\$7,343.39	0.1729	81.91%
Natural Gas	23	CCF	\$58.77	2.5552	0.66%
Water	426	CCF	\$1,291.07	3.0307	14.40%
Sewer	156	CCF	\$272.23	1.7451	3.04%

Total Cost: \$8,965.46



Filters: Cost Center Name Not Equal To DoNotReport; Site Name Not Equal To DoNotReport; Billing Period Equal To 200807

el Paso

Energy CAP

Cost Avoidance Program

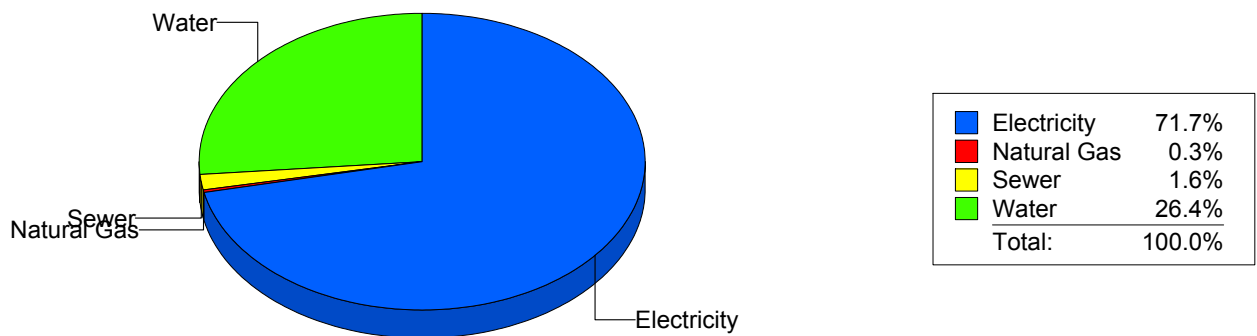
Cost Summary Graph

Grouped by Energy Type

Energy Type	Use	Units	Total Cost	Avg Unit Cost	% of Total Cost
Site: MAGOFFIN MIDDLE SCHO - MAGOFFIN MIDDLE SCHO					
Electricity	135,664	KWH	\$16,599.85	0.1224	71.74%
Natural Gas	0	CCF	\$60.20	0.0000	0.26%
Water	1,713	CCF	\$6,109.47	3.5665	26.40%
Sewer	124	CCF	\$369.43	2.9793	1.60%

Total Cost: \$23,138.95

For MAGOFFIN
MIDDLE SCHO



Filters: Cost Center Name Not Equal To DoNotReport; Site Name Not Equal To DoNotReport; Billing Period Equal To 200807

elpaso

Energy CAP

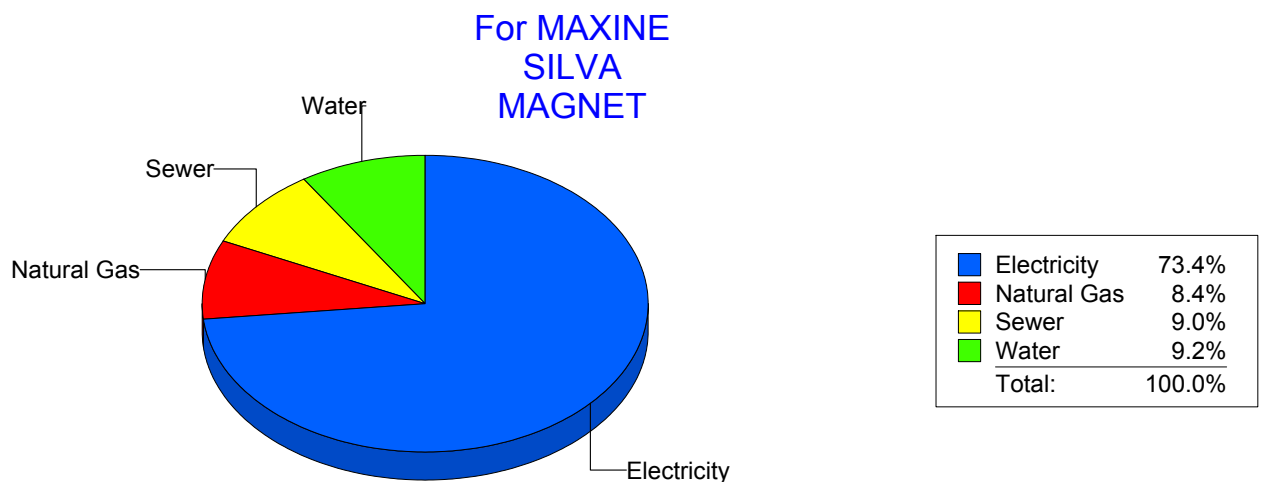
Cost Avoidance Program

Cost Summary Graph

Grouped by Energy Type

Energy Type	Use	Units	Total Cost	Avg Unit Cost	% of Total Cost
Site: MAXINE SILVA MAGNET - MAXINE SILVA MAGNET					
Electricity	21,300	KWH	\$2,477.06	0.1163	73.43%
Natural Gas	194	CCF	\$282.71	1.4573	8.38%
Water	112	CCF	\$309.42	2.7627	9.17%
Sewer	131	CCF	\$303.98	2.3205	9.01%

Total Cost: \$3,373.17



Filters: Cost Center Name Not Equal To DoNotReport; Site Name Not Equal To DoNotReport; Billing Period Equal To 200807

elpaso

Energy CAP

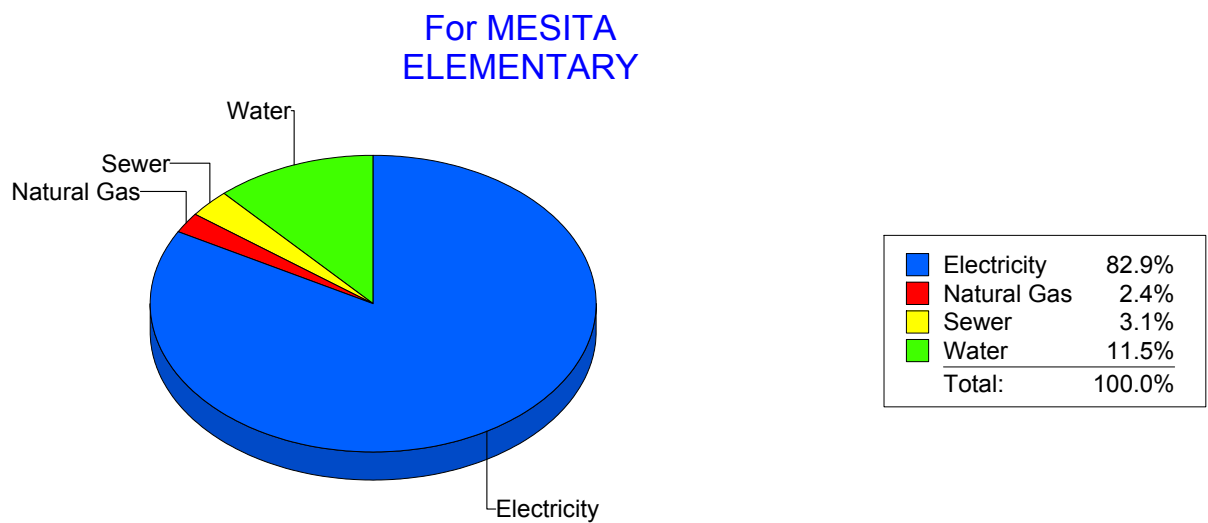
Cost Avoidance Program

Cost Summary Graph

Grouped by Energy Type

Energy Type	Use	Units	Total Cost	Avg Unit Cost	% of Total Cost
Site: MESITA ELEMENTARY - MESITA ELEMENTARY					
Electricity	82,800	KWH	\$11,444.13	0.1382	82.95%
Natural Gas	215	CCF	\$333.76	1.5524	2.42%
Water	359	CCF	\$1,591.36	4.4328	11.53%
Sewer	170	CCF	\$427.85	2.5168	3.10%

Total Cost: \$13,797.10



Filters: Cost Center Name Not Equal To DoNotReport; Site Name Not Equal To DoNotReport; Billing Period Equal To 200807

elpaso

Energy CAP

Cost Avoidance Program

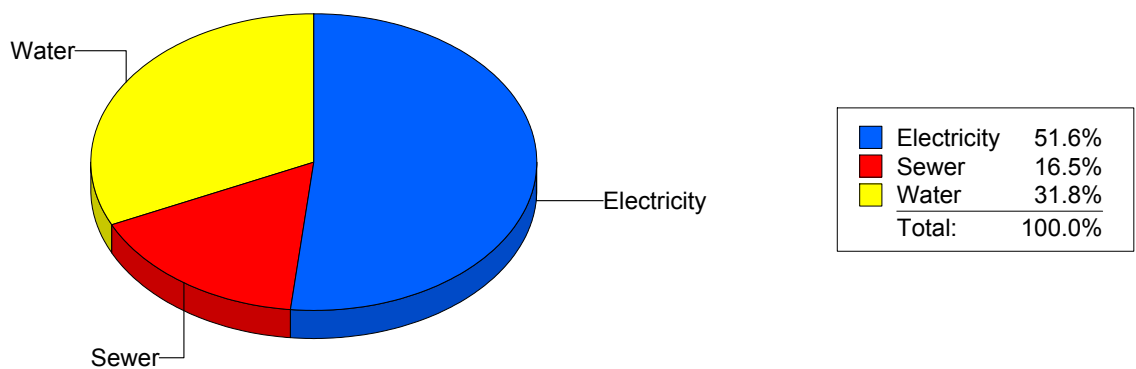
Cost Summary Graph

Grouped by Energy Type

Energy Type	Use	Units	Total Cost	Avg Unit Cost	% of Total Cost
Site: MILAM ELEMENTARY - MILAM ELEMENTARY					
Electricity	5,040	KWH	\$925.98	0.1837	51.63%
Water	251	CCF	\$571.04	2.2751	31.84%
Sewer	125	CCF	\$296.36	2.3709	16.53%

Total Cost: \$1,793.38

For MILAM
ELEMENTARY



Filters: Cost Center Name Not Equal To DoNotReport; Site Name Not Equal To DoNotReport; Billing Period Equal To 200807

el Paso

Energy CAP

Cost Avoidance Program

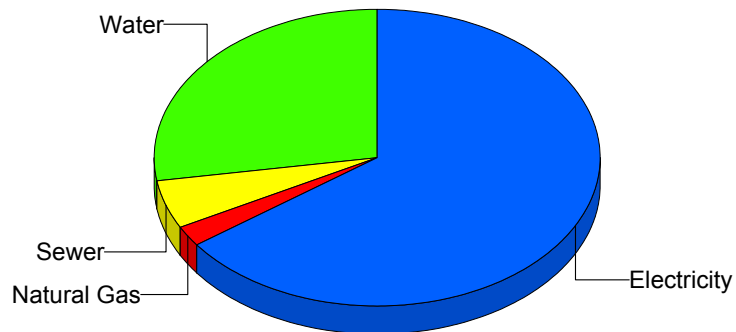
Cost Summary Graph

Grouped by Energy Type

Energy Type	Use	Units	Total Cost	Avg Unit Cost	% of Total Cost
Site: MOREHEAD MIDDLE SCHO - MOREHEAD MIDDLE SCHO					
Electricity	51,462	KWH	\$5,354.07	0.1040	65.10%
Natural Gas	114	CCF	\$173.84	1.5249	2.11%
Water	2,078	CCF	\$2,271.62	1.0932	27.62%
Sewer	168	CCF	\$425.31	2.5316	5.17%

Total Cost: \$8,224.84

For
MOREHEAD
MIDDLE SCHO



Filters: Cost Center Name Not Equal To DoNotReport; Site Name Not Equal To DoNotReport; Billing Period Equal To 200807

elpaso

Energy CAP

Cost Avoidance Program

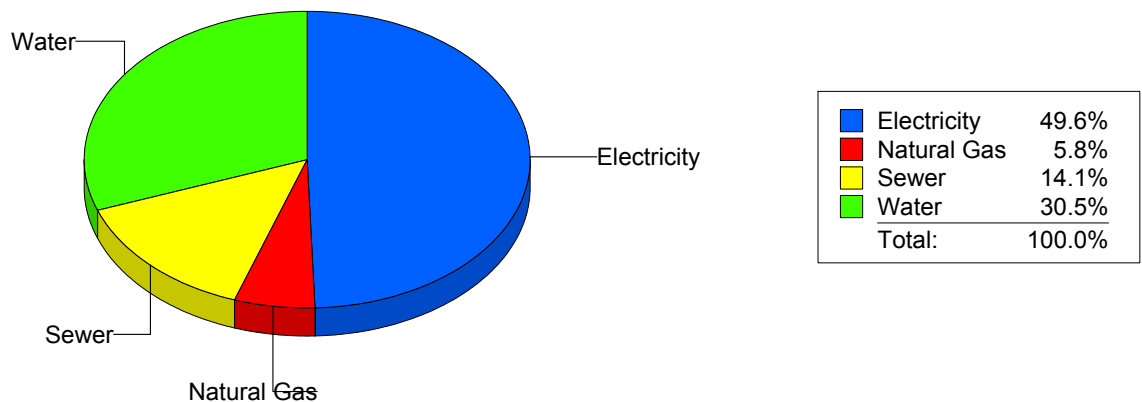
Cost Summary Graph

Grouped by Energy Type

Energy Type	Use	Units	Total Cost	Avg Unit Cost	% of Total Cost
Site: NEWMAN ELEMENTARY - NEWMAN ELEMENTARY					
Electricity	12,168	KWH	\$2,199.88	0.1808	49.56%
Natural Gas	153	CCF	\$257.02	1.6799	5.79%
Water	747	CCF	\$1,355.68	1.8148	30.54%
Sewer	405	CCF	\$626.07	1.5459	14.10%

Total Cost: \$4,438.65

For NEWMAN
ELEMENTARY



Filters: Cost Center Name Not Equal To DoNotReport; Site Name Not Equal To DoNotReport; Billing Period Equal To 200807

elpaso

Energy CAP

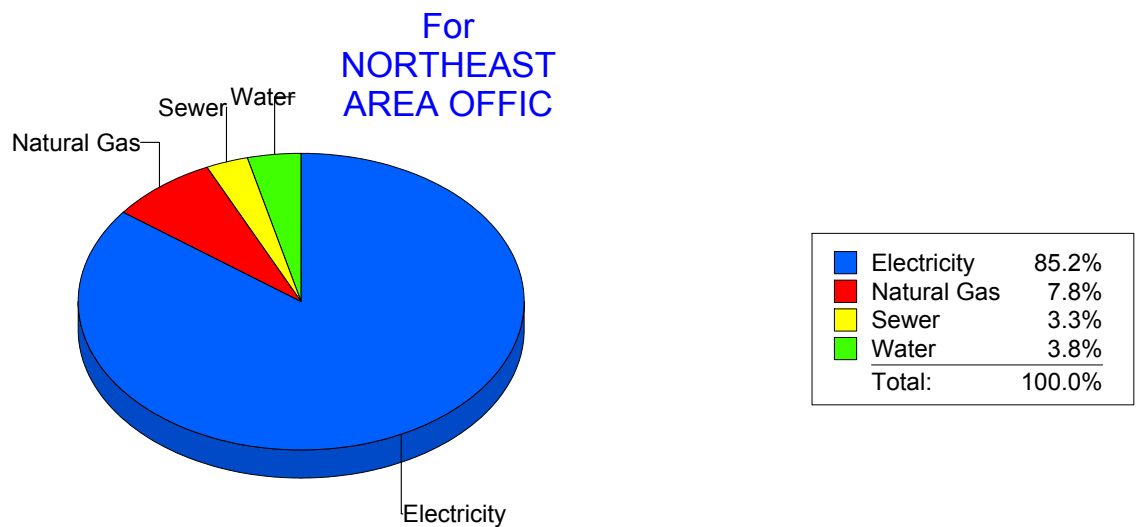
Cost Avoidance Program

Cost Summary Graph

Grouped by Energy Type

Energy Type	Use	Units	Total Cost	Avg Unit Cost	% of Total Cost
Site: NORTHEAST AREA OFFIC - NORTHEAST AREA OFFIC					
Electricity	8,760	KWH	\$1,211.03	0.1382	85.16%
Natural Gas	16	CCF	\$110.25	6.8906	7.75%
Water	7	CCF	\$53.95	7.7071	3.79%
Sewer	6	CCF	\$46.79	7.7983	3.29%

Total Cost: \$1,422.02



Filters: Cost Center Name Not Equal To DoNotReport; Site Name Not Equal To DoNotReport; Billing Period Equal To 200807

el Paso

Energy CAP

Cost Avoidance Program

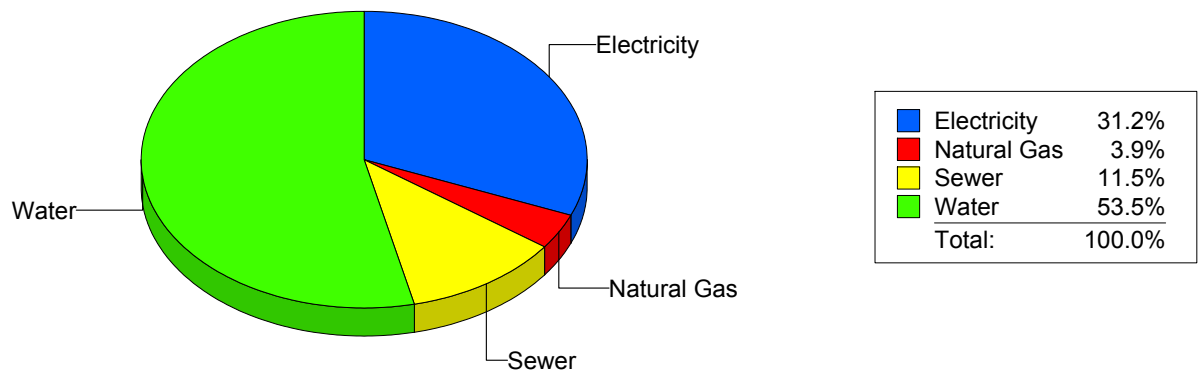
Cost Summary Graph

Grouped by Energy Type

Energy Type	Use	Units	Total Cost	Avg Unit Cost	% of Total Cost
Site: NORTHEAST AREA TRANS - NORTHEAST AREA TRANS					
Electricity	6,926	KWH	\$744.82	0.1075	31.16%
Natural Gas	26	CCF	\$92.61	3.5619	3.87%
Water	296	CCF	\$1,278.60	4.3196	53.49%
Sewer	49	CCF	\$274.18	5.5955	11.47%

Total Cost: \$2,390.21

For
NORTHEAST
AREA TRANS



Filters: Cost Center Name Not Equal To DoNotReport; Site Name Not Equal To DoNotReport; Billing Period Equal To 200807

el Paso

Energy CAP

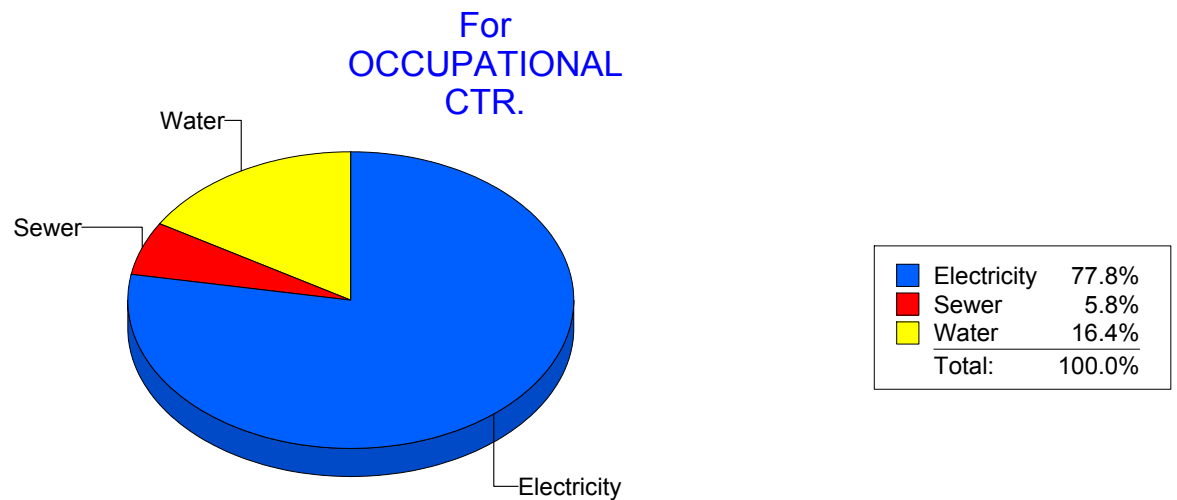
Cost Avoidance Program

Cost Summary Graph

Grouped by Energy Type

Energy Type	Use	Units	Total Cost	Avg Unit Cost	% of Total Cost
Site: OCCUPATIONAL CTR. - OCCUPATIONAL CTR.					
Electricity	7,600	KWH	\$1,038.80	0.1367	77.84%
Water	40	CCF	\$218.30	5.4575	16.36%
Sewer	22	CCF	\$77.42	3.5191	5.80%

Total Cost: \$1,334.52



Filters: Cost Center Name Not Equal To DoNotReport; Site Name Not Equal To DoNotReport; Billing Period Equal To 200807

elpaso

Energy CAP

Cost Avoidance Program

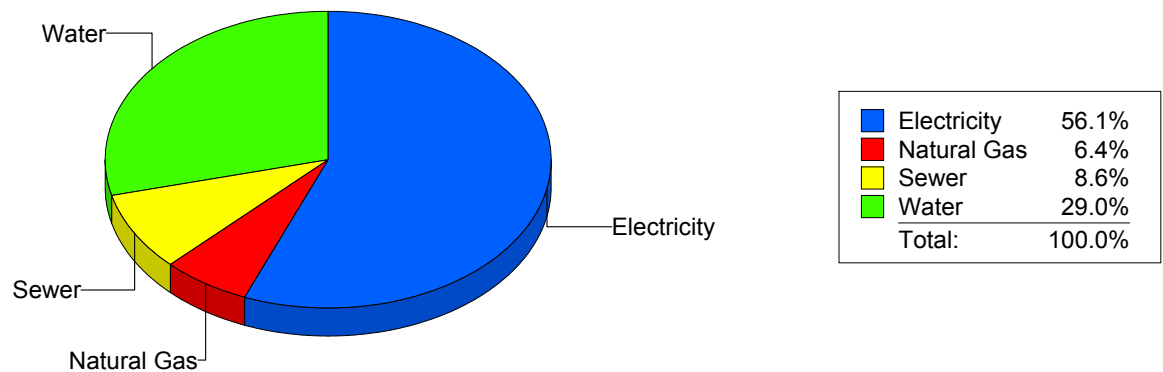
Cost Summary Graph

Grouped by Energy Type

Energy Type	Use	Units	Total Cost	Avg Unit Cost	% of Total Cost
Site: PARK ELEMENTARY - PARK ELEMENTARY					
Electricity	13,309	KWH	\$2,116.15	0.1590	56.07%
Natural Gas	121	CCF	\$240.95	1.9913	6.38%
Water	294	CCF	\$1,093.52	3.7195	28.97%
Sewer	118	CCF	\$323.82	2.7442	8.58%

Total Cost: \$3,774.44

For PARK
ELEMENTARY



Filters: Cost Center Name Not Equal To DoNotReport; Site Name Not Equal To DoNotReport; Billing Period Equal To 200807

elpaso

Energy CAP

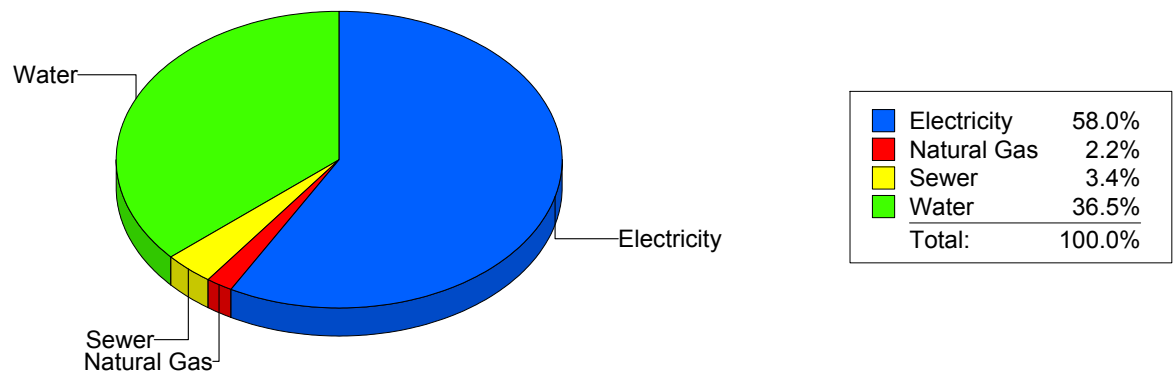
Cost Avoidance Program

Cost Summary Graph

Grouped by Energy Type

Energy Type	Use	Units	Total Cost	Avg Unit Cost	% of Total Cost
Site: PAUL MORENO - PAUL MORENO					
Electricity	57,300	KWH	\$5,315.93	0.0928	57.97%
Natural Gas	132	CCF	\$198.34	1.5026	2.16%
Water	719	CCF	\$3,346.51	4.6544	36.49%
Sewer	96	CCF	\$309.01	3.2189	3.37%
Total Cost:			\$9,169.79		

For PAUL
MORENO



Filters: Cost Center Name Not Equal To DoNotReport; Site Name Not Equal To DoNotReport; Billing Period Equal To 200807

elpaso

Energy CAP

Cost Avoidance Program

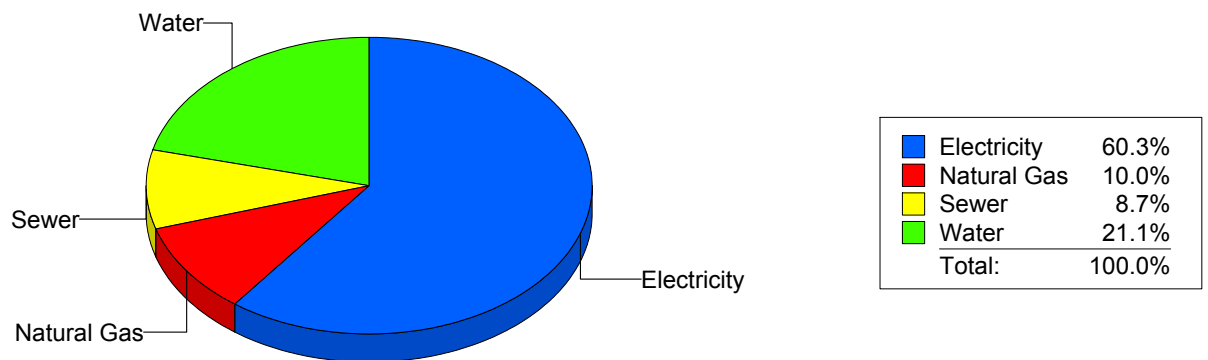
Cost Summary Graph

Grouped by Energy Type

Energy Type	Use	Units	Total Cost	Avg Unit Cost	% of Total Cost
Site: POLK ELEMENTARY - POLK ELEMENTARY					
Electricity	10,450	KWH	\$2,331.40	0.2231	60.29%
Natural Gas	247	CCF	\$384.95	1.5585	9.95%
Water	352	CCF	\$814.99	2.3153	21.08%
Sewer	156	CCF	\$335.73	2.1521	8.68%

Total Cost: \$3,867.07

For POLK
ELEMENTARY



Filters: Cost Center Name Not Equal To DoNotReport; Site Name Not Equal To DoNotReport; Billing Period Equal To 200807

el Paso

Energy CAP

Cost Avoidance Program

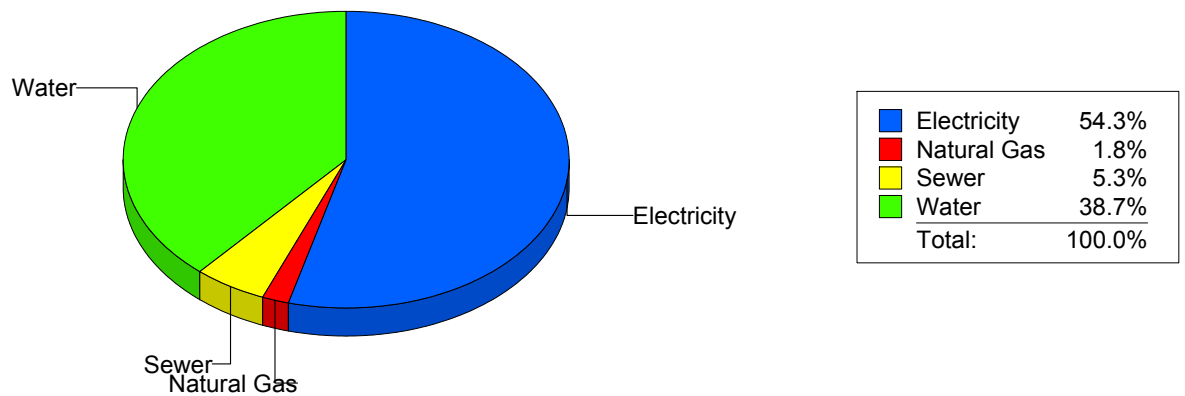
Cost Summary Graph

Grouped by Energy Type

Energy Type	Use	Units	Total Cost	Avg Unit Cost	% of Total Cost
Site: PUTNAM ELEMENTARY - PUTNAM ELEMENTARY					
Electricity	8,920	KWH	\$1,862.78	0.2088	54.29%
Natural Gas	0	CCF	\$60.20	0.0000	1.75%
Water	326	CCF	\$1,327.20	4.0712	38.68%
Sewer	85	CCF	\$180.67	2.1255	5.27%

Total Cost: \$3,430.85

For PUTNAM
ELEMENTARY



Filters: Cost Center Name Not Equal To DoNotReport; Site Name Not Equal To DoNotReport; Billing Period Equal To 200807

el paso

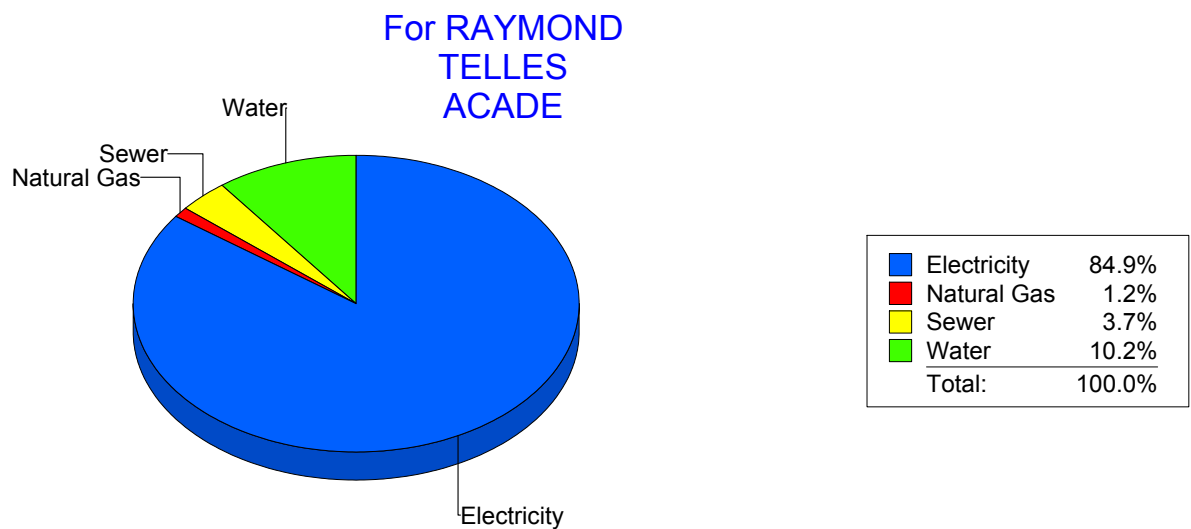
Energy CAP

Cost Avoidance Program

Cost Summary Graph

Grouped by Energy Type

Energy Type	Use	Units	Total Cost	Avg Unit Cost	% of Total Cost
Site: RAYMOND TELLES ACADE - RAYMOND TELLES ACADE					
Electricity	41,600	KWH	\$4,816.83	0.1158	84.88%
Natural Gas	32	CCF	\$70.00	2.1875	1.23%
Water	172	CCF	\$580.35	3.3741	10.23%
Sewer	55	CCF	\$207.46	3.7720	3.66%
Total Cost:			\$5,674.64		



Filters: Cost Center Name Not Equal To DoNotReport; Site Name Not Equal To DoNotReport; Billing Period Equal To 200807

elpaso

Energy CAP

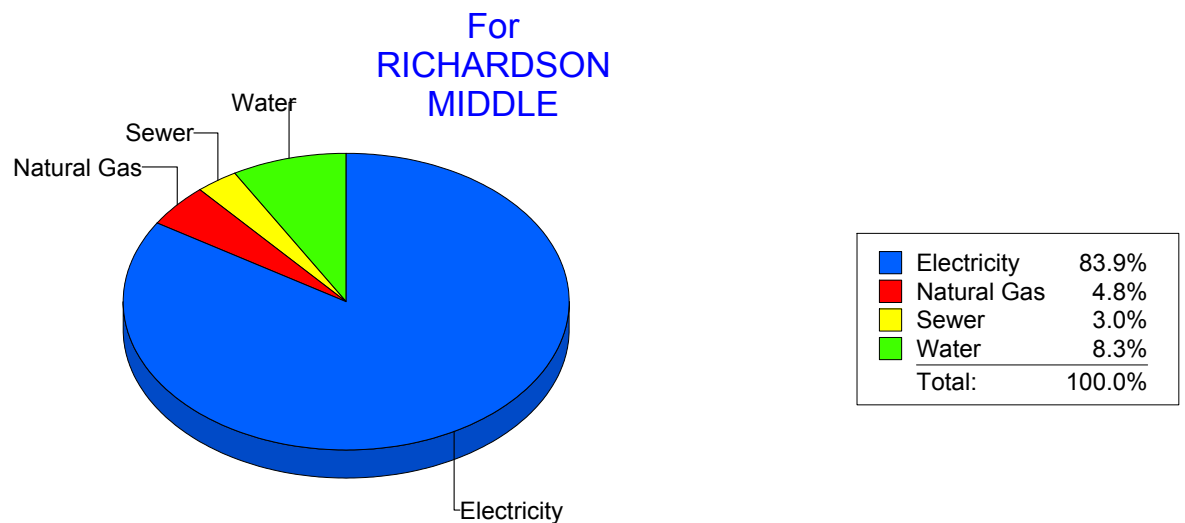
Cost Avoidance Program

Cost Summary Graph

Grouped by Energy Type

Energy Type	Use	Units	Total Cost	Avg Unit Cost	% of Total Cost
Site: RICHARDSON MIDDLE - RICHARDSON MIDDLE					
Electricity	51,300	KWH	\$6,573.41	0.1281	83.90%
Natural Gas	264	CCF	\$377.97	1.4317	4.82%
Water	145	CCF	\$646.62	4.4594	8.25%
Sewer	78	CCF	\$236.67	3.0342	3.02%

Total Cost: \$7,834.67



Filters: Cost Center Name Not Equal To DoNotReport; Site Name Not Equal To DoNotReport; Billing Period Equal To 200807

elpaso

Energy CAP

Cost Avoidance Program

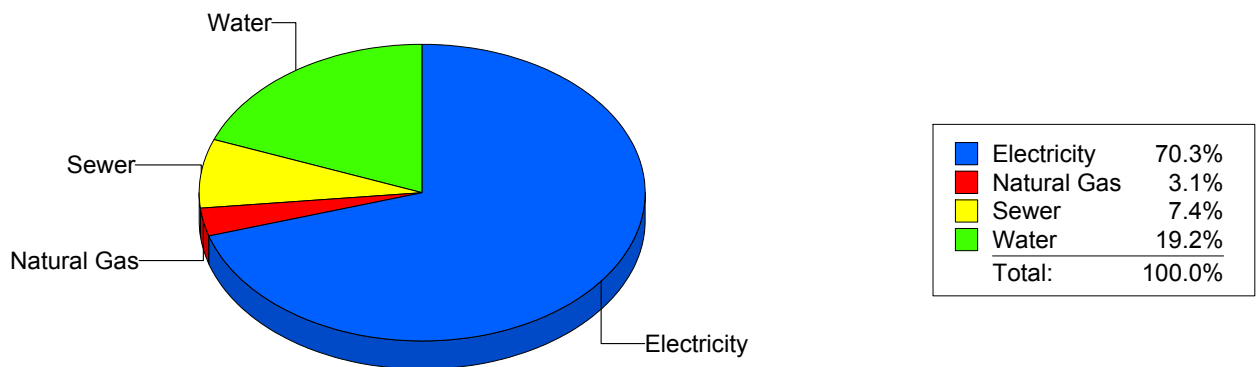
Cost Summary Graph

Grouped by Energy Type

Energy Type	Use	Units	Total Cost	Avg Unit Cost	% of Total Cost
Site: RIVERA ELEMENTARY - RIVERA ELEMENTARY					
Electricity	28,500	KWH	\$4,741.34	0.1664	70.33%
Natural Gas	121	CCF	\$211.19	1.7454	3.13%
Water	613	CCF	\$1,292.89	2.1091	19.18%
Sewer	282	CCF	\$495.75	1.7580	7.35%

Total Cost: \$6,741.17

For RIVERA
ELEMENTARY



Filters: Cost Center Name Not Equal To DoNotReport; Site Name Not Equal To DoNotReport; Billing Period Equal To 200807

el Paso

Energy CAP

Cost Avoidance Program

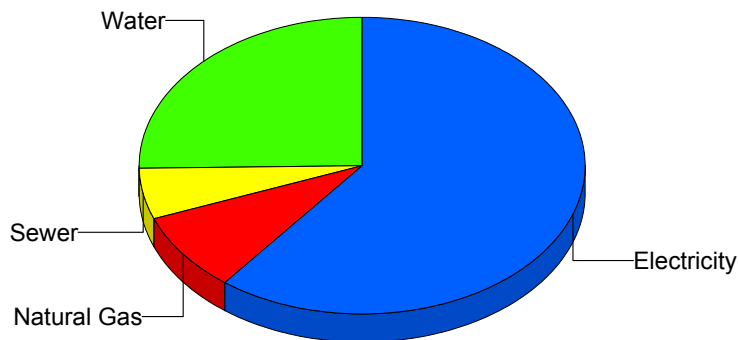
Cost Summary Graph

Grouped by Energy Type

Energy Type	Use	Units	Total Cost	Avg Unit Cost	% of Total Cost
Site: ROBERTS ELEMENTARY - ROBERTS ELEMENTARY					
Electricity	24,748	KWH	\$3,929.07	0.1588	60.51%
Natural Gas	380	CCF	\$561.27	1.4770	8.64%
Water	566	CCF	\$1,632.93	2.8850	25.15%
Sewer	281	CCF	\$369.97	1.3166	5.70%

Total Cost: \$6,493.24

For ROBERTS
ELEMENTARY



Electricity	60.5%
Natural Gas	8.6%
Sewer	5.7%
Water	25.1%
Total:	100.0%

Filters: Cost Center Name Not Equal To DoNotReport; Site Name Not Equal To DoNotReport; Billing Period Equal To 200807

elpaso

Energy CAP

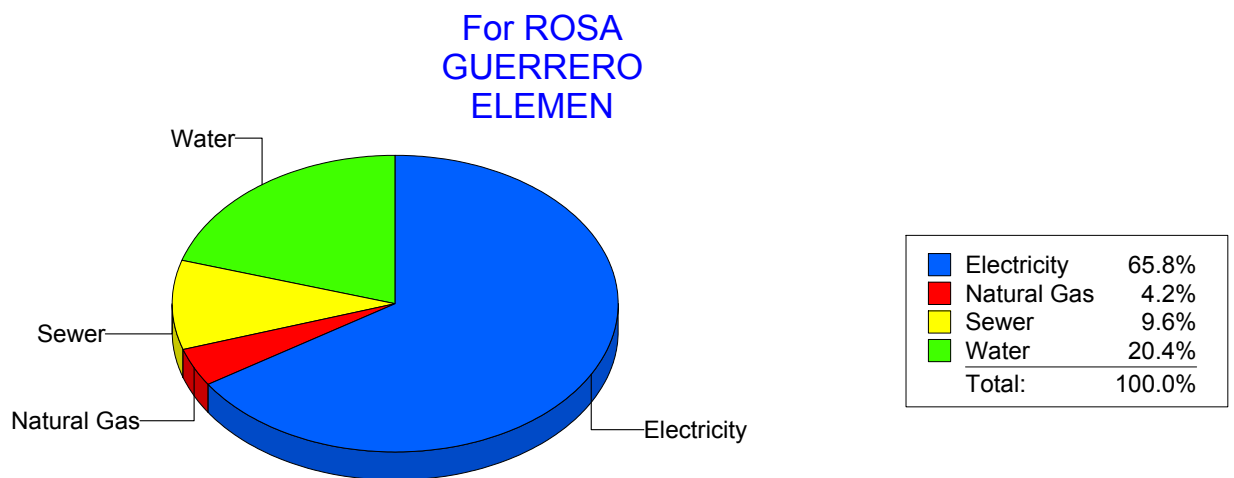
Cost Avoidance Program

Cost Summary Graph

Grouped by Energy Type

Energy Type	Use	Units	Total Cost	Avg Unit Cost	% of Total Cost
Site: ROSA GUERRERO ELEMEN - ROSA GUERRERO ELEMEN					
Electricity	25,040	KWH	\$2,898.15	0.1157	65.77%
Natural Gas	101	CCF	\$186.58	1.8473	4.23%
Water	673	CCF	\$896.91	1.3327	20.36%
Sewer	177	CCF	\$424.64	2.3991	9.64%

Total Cost: \$4,406.28



Filters: Cost Center Name Not Equal To DoNotReport; Site Name Not Equal To DoNotReport; Billing Period Equal To 200807

el Paso

Energy CAP

Cost Avoidance Program

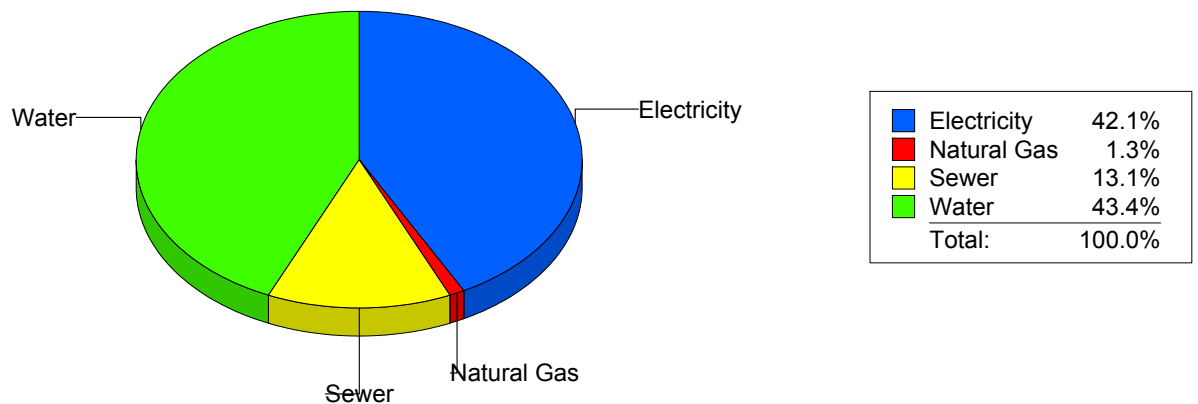
Cost Summary Graph

Grouped by Energy Type

Energy Type	Use	Units	Total Cost	Avg Unit Cost	% of Total Cost
Site: ROSS MIDDLE SCHOOL - ROSS MIDDLE SCHOOL					
Electricity	22,621	KWH	\$4,164.39	0.1841	42.11%
Natural Gas	79	CCF	\$128.60	1.6278	1.30%
Water	2,102	CCF	\$4,296.29	2.0439	43.45%
Sewer	915	CCF	\$1,299.66	1.4204	13.14%

Total Cost: \$9,888.94

For ROSS
MIDDLE
SCHOOL



Filters: Cost Center Name Not Equal To DoNotReport; Site Name Not Equal To DoNotReport; Billing Period Equal To 200807

elpaso

Energy CAP

Cost Avoidance Program

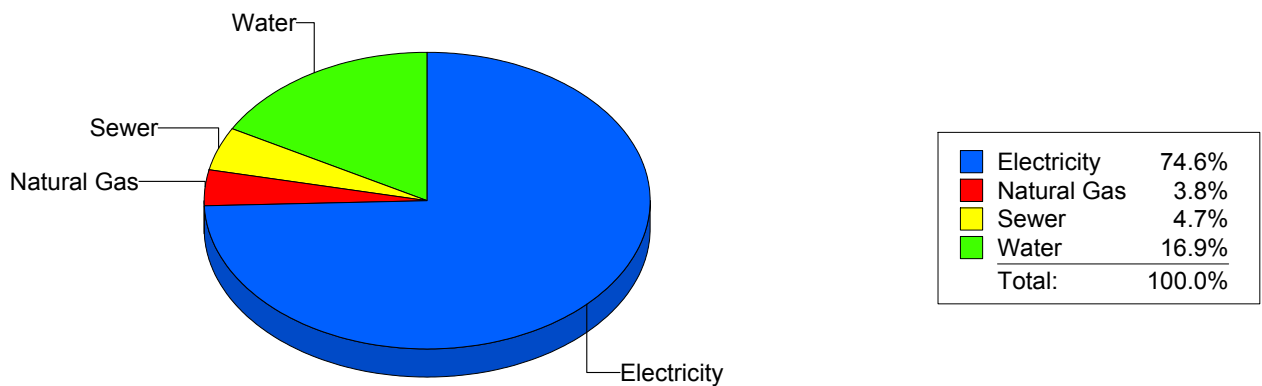
Cost Summary Graph

Grouped by Energy Type

Energy Type	Use	Units	Total Cost	Avg Unit Cost	% of Total Cost
Site: RUSK ELEMENTARY - RUSK ELEMENTARY					
Electricity	16,572	KWH	\$3,159.03	0.1906	74.58%
Natural Gas	81	CCF	\$161.19	1.9900	3.81%
Water	281	CCF	\$716.31	2.5491	16.91%
Sewer	100	CCF	\$199.35	1.9935	4.71%

Total Cost: \$4,235.88

For RUSK
ELEMENTARY



Filters: Cost Center Name Not Equal To DoNotReport; Site Name Not Equal To DoNotReport; Billing Period Equal To 200807

elpaso

Energy CAP

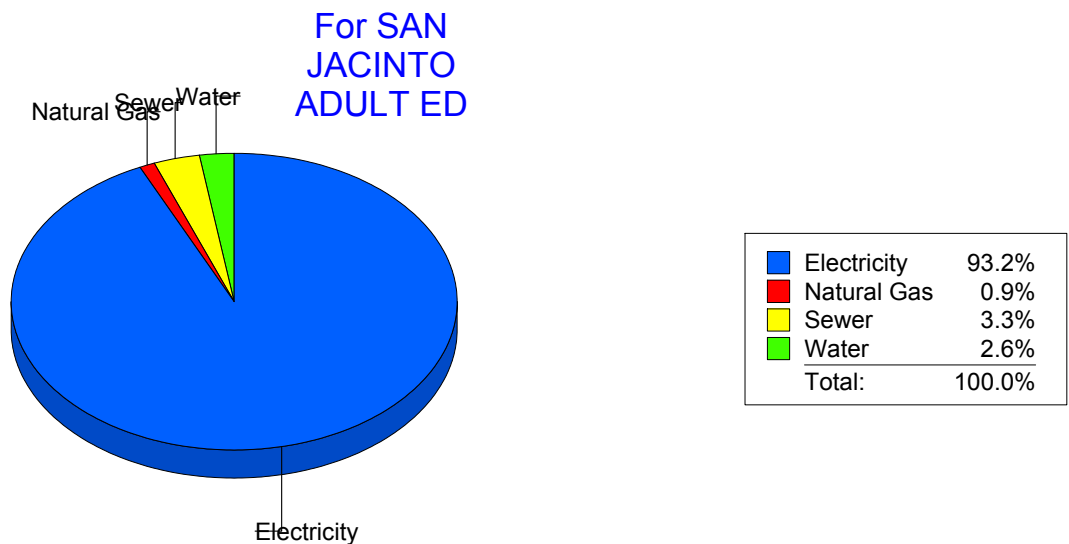
Cost Avoidance Program

Cost Summary Graph

Grouped by Energy Type

Energy Type	Use	Units	Total Cost	Avg Unit Cost	% of Total Cost
Site: SAN JACINTO ADULT ED - SAN JACINTO ADULT ED					
Electricity	14,000	KWH	\$3,083.99	0.2203	93.16%
Natural Gas	0	CCF	\$30.10	0.0000	0.91%
Water	16	CCF	\$85.83	5.3644	2.59%
Sewer	44	CCF	\$110.50	2.5114	3.34%

Total Cost: \$3,310.42



Filters: Cost Center Name Not Equal To DoNotReport; Site Name Not Equal To DoNotReport; Billing Period Equal To 200807

elpaso

Energy CAP

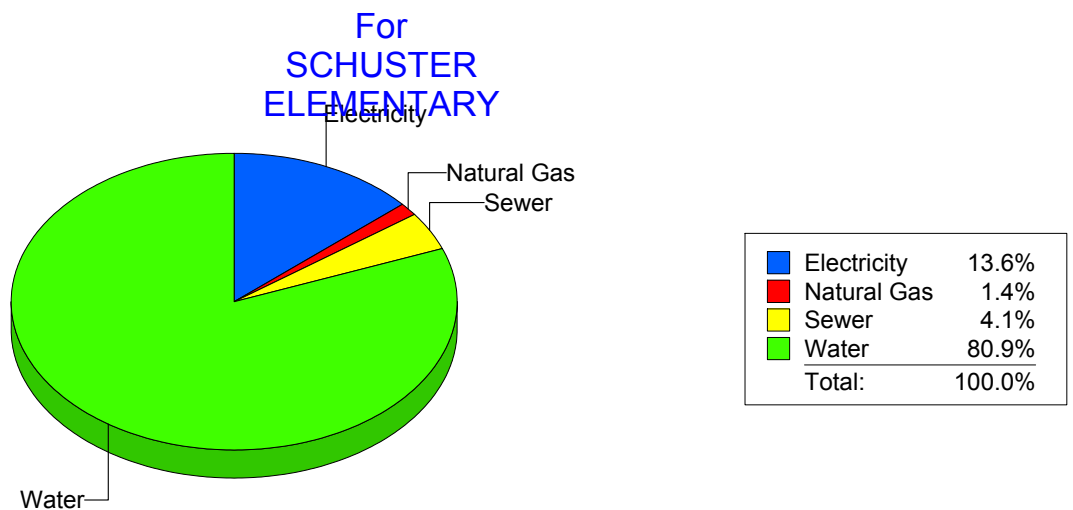
Cost Avoidance Program

Cost Summary Graph

Grouped by Energy Type

Energy Type	Use	Units	Total Cost	Avg Unit Cost	% of Total Cost
Site: SCHUSTER ELEMENTARY - SCHUSTER ELEMENTARY					
Electricity	6,080	KWH	\$733.67	0.1207	13.55%
Natural Gas	37	CCF	\$76.23	2.0603	1.41%
Water	1,078	CCF	\$4,380.19	4.0633	80.91%
Sewer	127	CCF	\$223.53	1.7601	4.13%

Total Cost: \$5,413.62



Filters: Cost Center Name Not Equal To DoNotReport; Site Name Not Equal To DoNotReport; Billing Period Equal To 200807

elpaso

Energy CAP

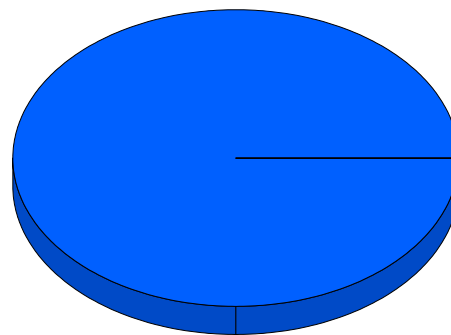
Cost Avoidance Program

Cost Summary Graph

Grouped by Energy Type

Energy Type	Use	Units	Total Cost	Avg Unit Cost	% of Total Cost
Site: SKYPARKIB1 - Sky Park I B1					
Electricity	2,131	KWH	\$325.32	0.1527	100.00%
Total Cost:			\$325.32		

For Sky Park I
B1



Electricity

■	Electricity	100.0%
	Total:	100.0%

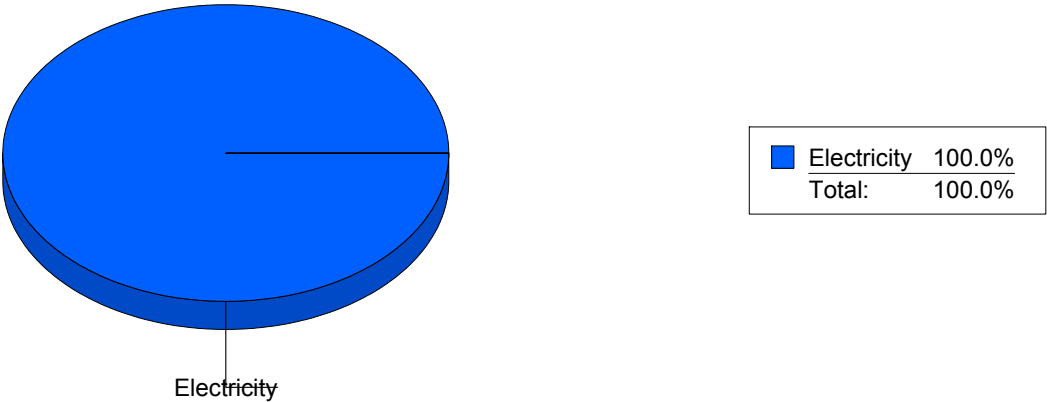
Filters: Cost Center Name Not Equal To DoNotReport; Site Name Not Equal To DoNotReport; Billing Period Equal To 200807

Cost Summary Graph

Grouped by Energy Type

Energy Type	Use	Units	Total Cost	Avg Unit Cost	% of Total Cost
Site: SKYPARK - Skypark					
Electricity	3,272	KWH	\$548.02	0.1675	100.00%
Total Cost:			\$548.02		

For Skypark



Filters: Cost Center Name Not Equal To DoNotReport; Site Name Not Equal To DoNotReport; Billing Period Equal To 200807

el Paso

Energy CAP

Cost Avoidance Program

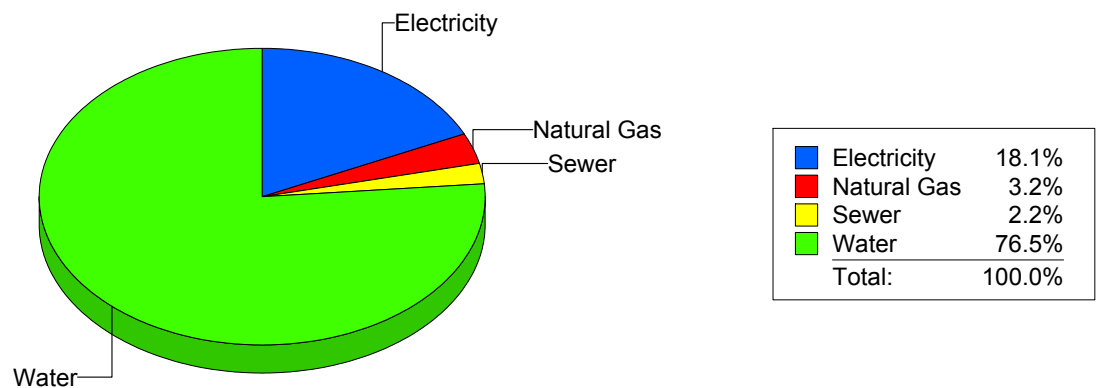
Cost Summary Graph

Grouped by Energy Type

Energy Type	Use	Units	Total Cost	Avg Unit Cost	% of Total Cost
Site: STANTON ELEMENTARY - STANTON ELEMENTARY					
Electricity	10,470	KWH	\$2,527.57	0.2414	18.12%
Natural Gas	295	CCF	\$449.76	1.5246	3.22%
Water	2,390	CCF	\$10,668.30	4.4637	76.49%
Sewer	198	CCF	\$302.22	1.5264	2.17%

Total Cost: \$13,947.85

**For STANTON
ELEMENTARY**



Filters: Cost Center Name Not Equal To DoNotReport; Site Name Not Equal To DoNotReport; Billing Period Equal To 200807

elpaso

Energy CAP

Cost Avoidance Program

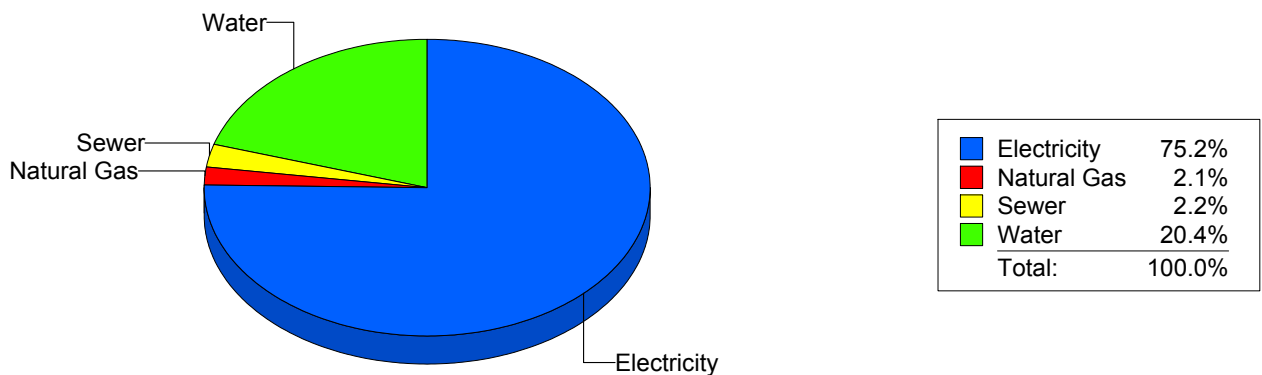
Cost Summary Graph

Grouped by Energy Type

Energy Type	Use	Units	Total Cost	Avg Unit Cost	% of Total Cost
Site: SUNSET HIGH - SUNSET HIGH					
Electricity	21,280	KWH	\$2,985.41	0.1403	75.22%
Natural Gas	44	CCF	\$84.53	1.9211	2.13%
Water	185	CCF	\$810.07	4.3788	20.41%
Sewer	21	CCF	\$88.91	4.2338	2.24%

Total Cost: \$3,968.92

For SUNSET
HIGH



Filters: Cost Center Name Not Equal To DoNotReport; Site Name Not Equal To DoNotReport; Billing Period Equal To 200807

elpaso

Energy CAP

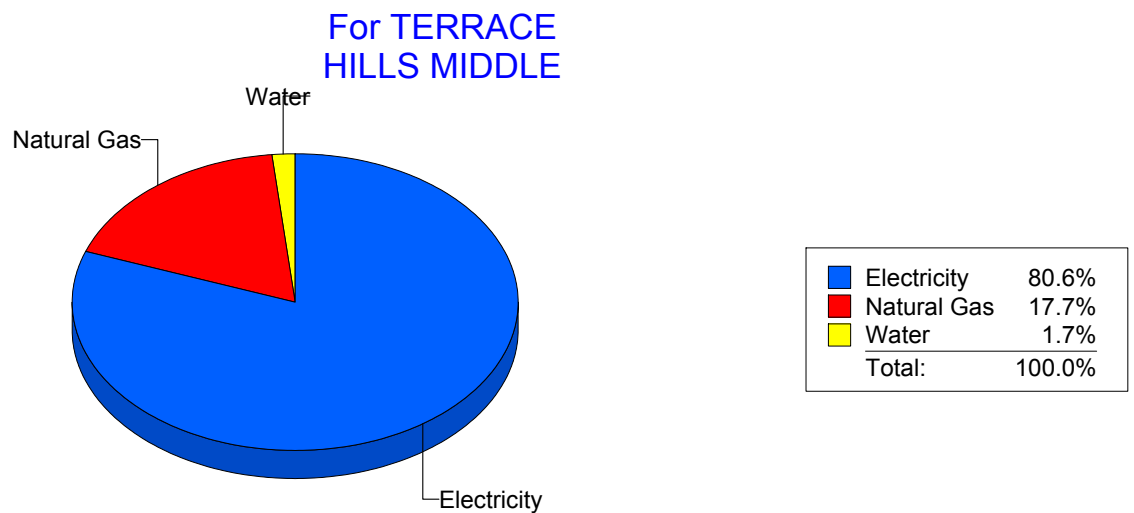
Cost Avoidance Program

Cost Summary Graph

Grouped by Energy Type

Energy Type	Use	Units	Total Cost	Avg Unit Cost	% of Total Cost
Site: TERRACE HILLS MIDDLE - TERRACE HILLS MIDDLE					
Electricity	13,950	KWH	\$1,700.22	0.1219	80.60%
Natural Gas	245	CCF	\$372.87	1.5219	17.68%
Water	0	CCF	\$36.36	0.0000	1.72%

Total Cost: \$2,109.45



Filters: Cost Center Name Not Equal To DoNotReport; Site Name Not Equal To DoNotReport; Billing Period Equal To 200807

elpaso

Energy CAP

Cost Avoidance Program

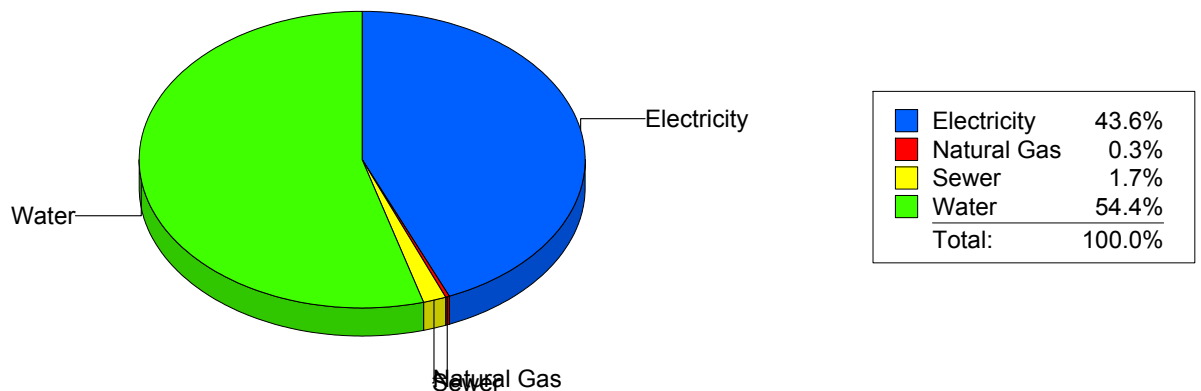
Cost Summary Graph

Grouped by Energy Type

Energy Type	Use	Units	Total Cost	Avg Unit Cost	% of Total Cost
Site: TIPPIN - TIPPIN ELEMENTARY					
Electricity	34,920	KWH	\$4,886.27	0.1399	43.63%
Natural Gas	1	CCF	\$31.34	31.3400	0.28%
Water	1,259	CCF	\$6,088.07	4.8356	54.36%
Sewer	45	CCF	\$194.76	4.3280	1.74%

Total Cost: \$11,200.44

For TIPPIN
ELEMENTARY



Filters: Cost Center Name Not Equal To DoNotReport; Site Name Not Equal To DoNotReport; Billing Period Equal To 200807

elpaso

Energy CAP

Cost Avoidance Program

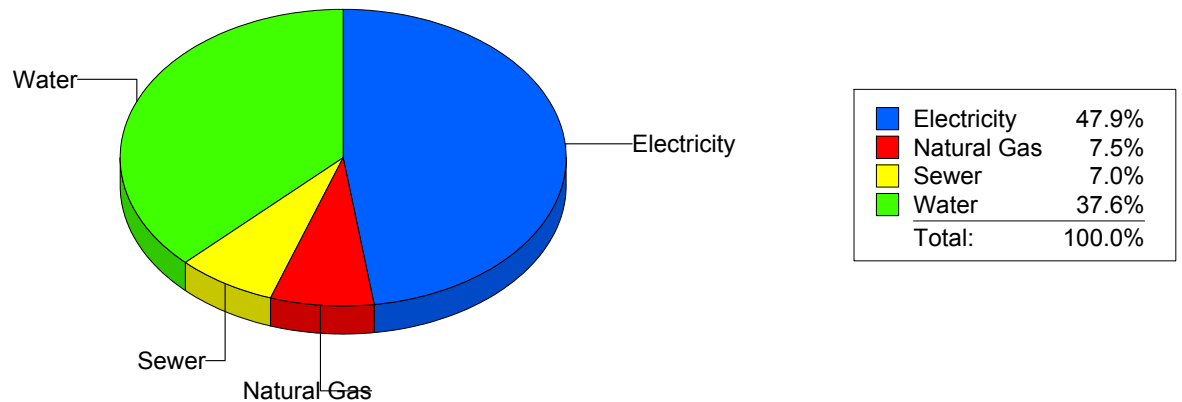
Cost Summary Graph

Grouped by Energy Type

Energy Type	Use	Units	Total Cost	Avg Unit Cost	% of Total Cost
Site: TRAVIS ELEMENTARY SC - TRAVIS ELEMENTARY SC					
Electricity	12,104	KWH	\$1,666.65	0.1377	47.87%
Natural Gas	158	CCF	\$261.65	1.6560	7.51%
Water	363	CCF	\$1,309.80	3.6083	37.62%
Sewer	104	CCF	\$243.81	2.3443	7.00%

Total Cost: \$3,481.91

For TRAVIS
ELEMENTARY
SC



Filters: Cost Center Name Not Equal To DoNotReport; Site Name Not Equal To DoNotReport; Billing Period Equal To 200807

elpaso

Energy CAP

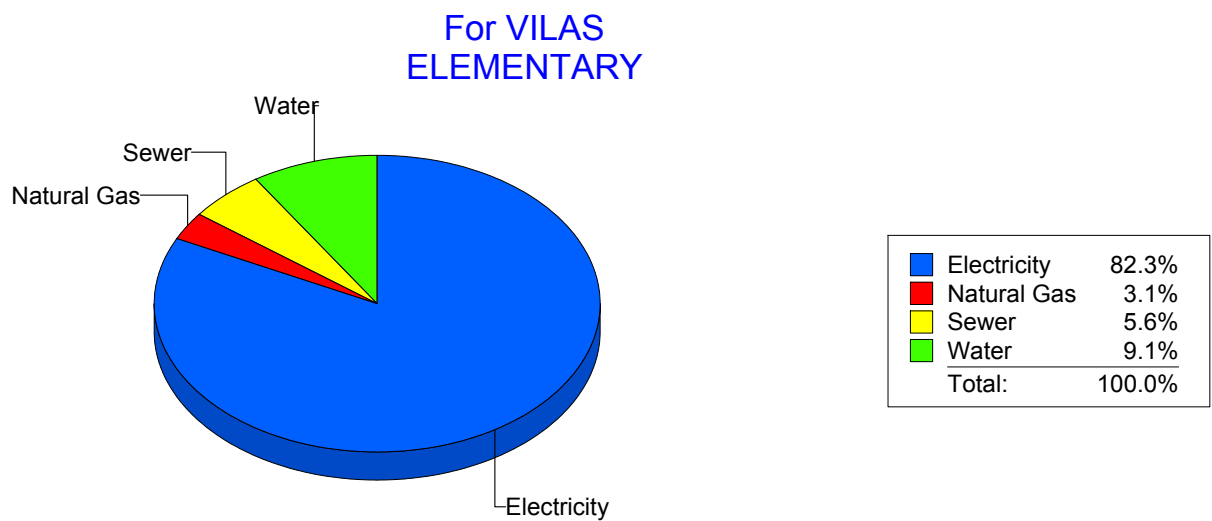
Cost Avoidance Program

Cost Summary Graph

Grouped by Energy Type

Energy Type	Use	Units	Total Cost	Avg Unit Cost	% of Total Cost
Site: VILAS ELEMENTARY - VILAS ELEMENTARY					
Electricity	38,154	KWH	\$5,566.74	0.1459	82.29%
Natural Gas	69	CCF	\$206.42	2.9916	3.05%
Water	154	CCF	\$615.32	3.9956	9.10%
Sewer	98	CCF	\$375.91	3.8358	5.56%

Total Cost: \$6,764.39



Filters: Cost Center Name Not Equal To DoNotReport; Site Name Not Equal To DoNotReport; Billing Period Equal To 200807

elpaso

Energy CAP

Cost Avoidance Program

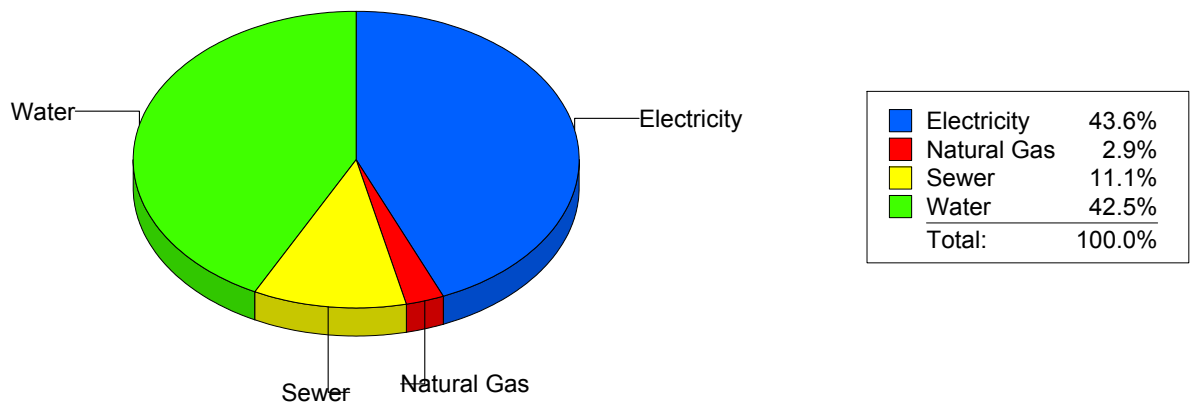
Cost Summary Graph

Grouped by Energy Type

Energy Type	Use	Units	Total Cost	Avg Unit Cost	% of Total Cost
Site: WAINWRIGHT ELEMENTAR - WAINWRIGHT ELEMENTAR					
Electricity	8,574	KWH	\$1,646.32	0.1920	43.60%
Natural Gas	14	CCF	\$107.76	7.6971	2.85%
Water	598	CCF	\$1,603.12	2.6808	42.45%
Sewer	224	CCF	\$419.14	1.8712	11.10%

Total Cost: \$3,776.34

For
WAINWRIGHT
ELEMENTAR



Filters: Cost Center Name Not Equal To DoNotReport; Site Name Not Equal To DoNotReport; Billing Period Equal To 200807

elpaso

Energy CAP

Cost Avoidance Program

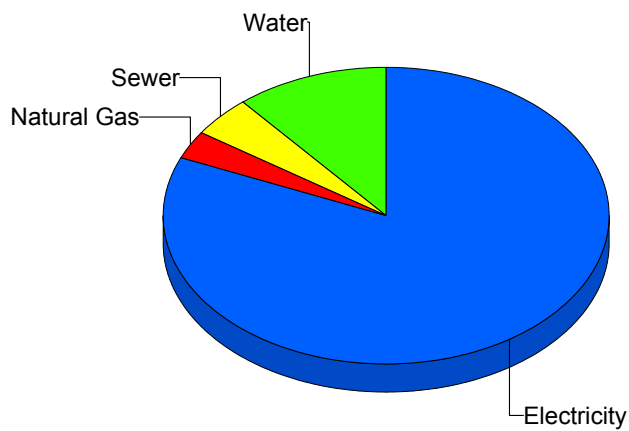
Cost Summary Graph

Grouped by Energy Type

Energy Type	Use	Units	Total Cost	Avg Unit Cost	% of Total Cost
Site: WESTERN HILLS ELEMEN - WESTERN HILLS ELEMEN					
Electricity	47,640	KWH	\$7,461.37	0.1566	81.33%
Natural Gas	158	CCF	\$293.92	1.8603	3.20%
Water	538	CCF	\$1,026.59	1.9082	11.19%
Sewer	59	CCF	\$392.12	6.6461	4.27%

Total Cost: \$9,174.00

For WESTERN
HILLS ELEMEN



Electricity	81.3%
Natural Gas	3.2%
Sewer	4.3%
Water	11.2%
Total:	100.0%

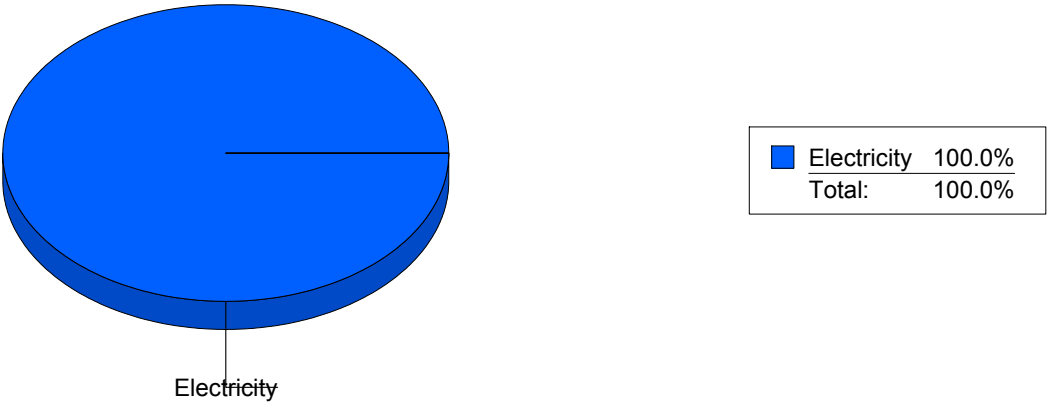
Filters: Cost Center Name Not Equal To DoNotReport; Site Name Not Equal To DoNotReport; Billing Period Equal To 200807

Cost Summary Graph

Grouped by Energy Type

Energy Type	Use	Units	Total Cost	Avg Unit Cost	% of Total Cost
Site: WESTSIDE TRANSPORTAT - WESTSIDE TRANSPORTAT					
Electricity	1,382	KWH	\$245.46	0.1776	100.00%
Total Cost:			\$245.46		

For WESTSIDE
TRANSPORTAT



Filters: Cost Center Name Not Equal To DoNotReport; Site Name Not Equal To DoNotReport; Billing Period Equal To 200807

elpaso

Energy CAP

Cost Avoidance Program

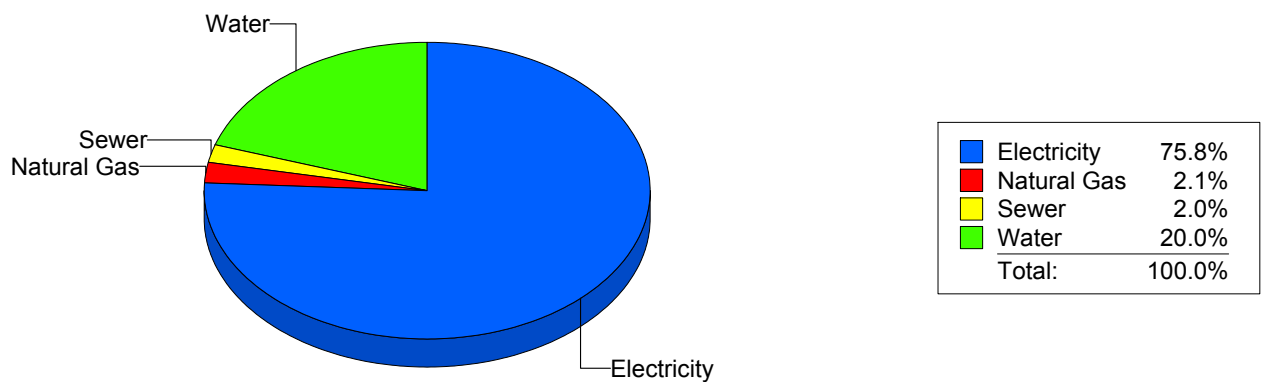
Cost Summary Graph

Grouped by Energy Type

Energy Type	Use	Units	Total Cost	Avg Unit Cost	% of Total Cost
Site: WHITAKER ELEMENTARY - WHITAKER ELEMENTARY					
Electricity	107,880	KWH	\$11,116.18	0.1030	75.83%
Natural Gas	213	CCF	\$308.57	1.4487	2.10%
Water	1,446	CCF	\$2,936.11	2.0305	20.03%
Sewer	127	CCF	\$298.90	2.3535	2.04%

Total Cost: \$14,659.76

For WHITAKER
ELEMENTARY



Filters: Cost Center Name Not Equal To DoNotReport; Site Name Not Equal To DoNotReport; Billing Period Equal To 200807

elpaso

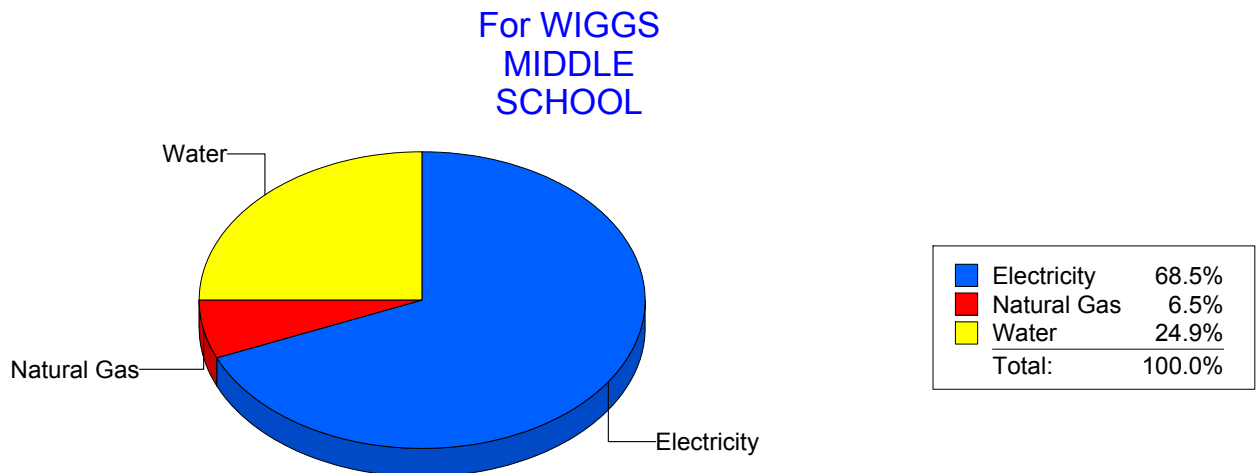
Energy CAP

Cost Avoidance Program

Cost Summary Graph

Grouped by Energy Type

Energy Type	Use	Units	Total Cost	Avg Unit Cost	% of Total Cost
Site: WIGGS MIDDLE SCHOOL - WIGGS MIDDLE SCHOOL					
Electricity	23,480	KWH	\$2,805.64	0.1195	68.53%
Natural Gas	183	CCF	\$267.75	1.4631	6.54%
Water	447	CCF	\$1,020.43	2.2828	24.93%
Total Cost:			\$4,093.82		



Filters: Cost Center Name Not Equal To DoNotReport; Site Name Not Equal To DoNotReport; Billing Period Equal To 200807

elpaso

Energy CAP

Cost Avoidance Program

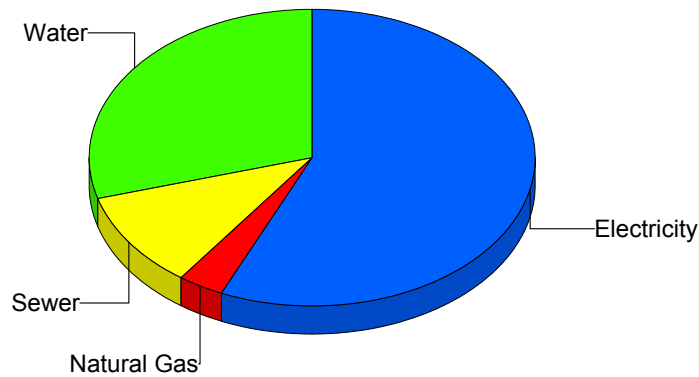
Cost Summary Graph

Grouped by Energy Type

Energy Type	Use	Units	Total Cost	Avg Unit Cost	% of Total Cost
Site: ZACH WHITE ELEMENTAR - ZACH WHITE ELEMENTAR					
Electricity	17,700	KWH	\$2,213.30	0.1250	56.70%
Natural Gas	57	CCF	\$131.27	2.3030	3.36%
Water	441	CCF	\$1,144.60	2.5955	29.32%
Sewer	120	CCF	\$414.49	3.4541	10.62%

Total Cost: \$3,903.66

For ZACH
WHITE
ELEMENTAR



Electricity	56.7%
Natural Gas	3.4%
Sewer	10.6%
Water	29.3%
Total:	100.0%

Filters: Cost Center Name Not Equal To DoNotReport; Site Name Not Equal To DoNotReport; Billing Period Equal To 200807

el Paso

Energy CAP

Cost Avoidance Program

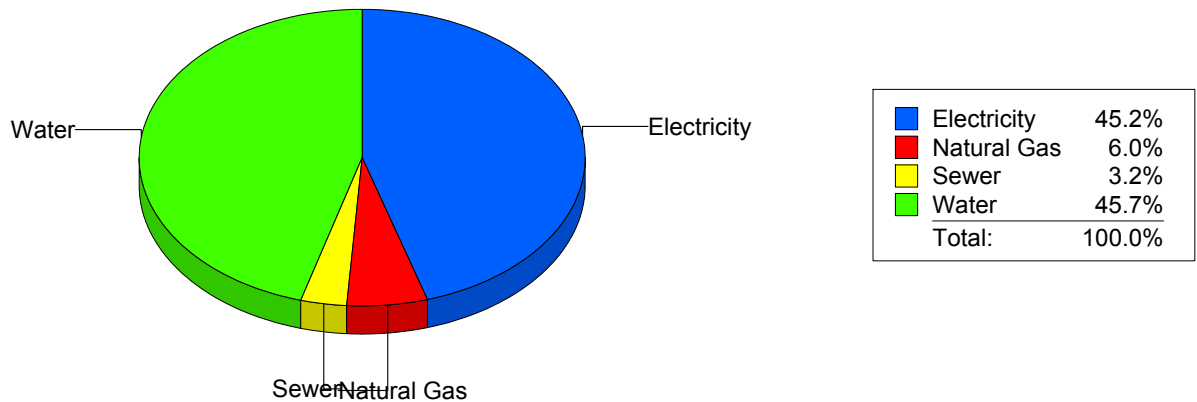
Cost Summary Graph

Grouped by Energy Type

Energy Type	Use	Units	Total Cost	Avg Unit Cost	% of Total Cost
Site: ZAVALA ELEMENTARY SC - ZAVALA ELEMENTARY SC					
Electricity	15,756	KWH	\$1,779.93	0.1130	45.17%
Natural Gas	160	CCF	\$236.44	1.4778	6.00%
Water	417	CCF	\$1,799.65	4.3157	45.67%
Sewer	49	CCF	\$124.47	2.5402	3.16%

Total Cost: \$3,940.49

For ZAVALA
ELEMENTARY
SC



Filters: Cost Center Name Not Equal To DoNotReport; Site Name Not Equal To DoNotReport; Billing Period Equal To 200807

elpaso

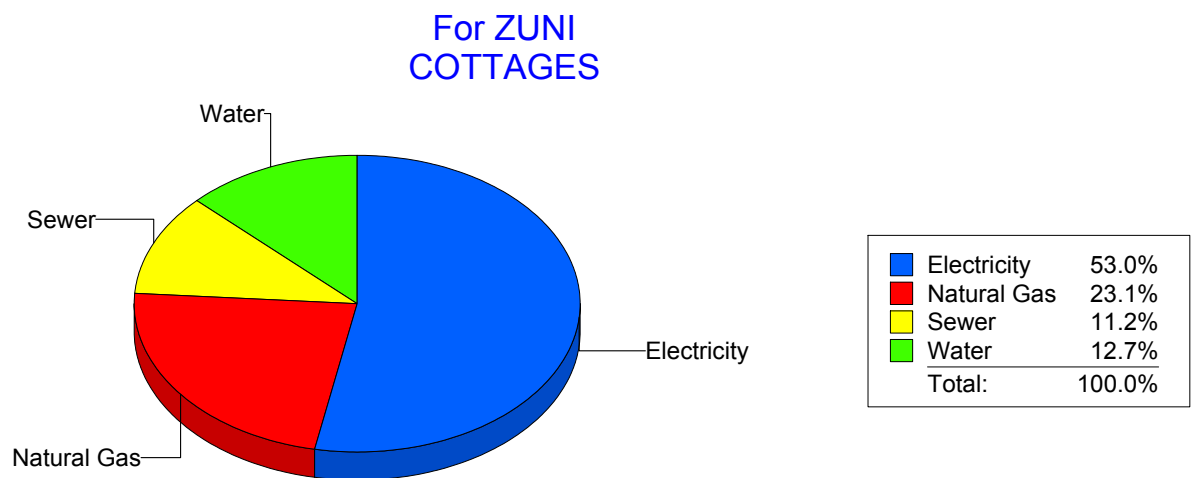
Energy CAP

Cost Avoidance Program

Cost Summary Graph

Grouped by Energy Type

Energy Type	Use	Units	Total Cost	Avg Unit Cost	% of Total Cost
Site: ZUNI COTTAGES - ZUNI COTTAGES					
Electricity		696 KWH	\$137.75	0.1979	52.97%
Natural Gas		0 CCF	\$60.20	0.0000	23.15%
Water		8 CCF	\$33.00	4.1250	12.69%
Sewer		7 CCF	\$29.11	4.1586	11.19%
Total Cost:			\$260.06		



Filters: Cost Center Name Not Equal To DoNotReport; Site Name Not Equal To DoNotReport; Billing Period Equal To 200807

elpaso

Energy CAP

Cost Avoidance Program

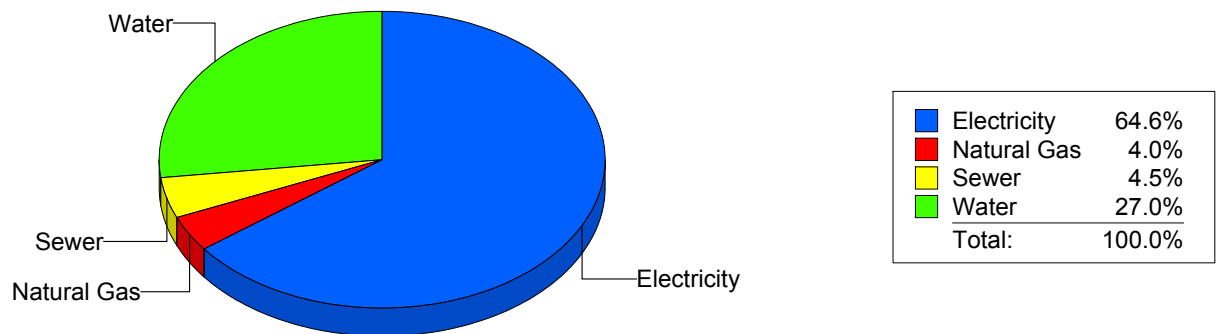
Cost Summary Graph

Grouped by Energy Type

Energy Type	Use	Units	Total Cost	Avg Unit Cost	% of Total Cost
All Sites					
Electricity	4,199,303	KWH	\$543,784.82	0.1295	64.59%
Natural Gas	21,467	CCF	\$33,562.25	1.5634	3.99%
Water	80,202	CCF	\$227,042.16	2.8309	26.97%
Sewer	17,755	CCF	\$37,516.62	2.1130	4.46%

Total Cost: \$841,905.85

For All Sites



Filters: Cost Center Name Not Equal To DoNotReport; Site Name Not Equal To DoNotReport; Billing Period Equal To 200807