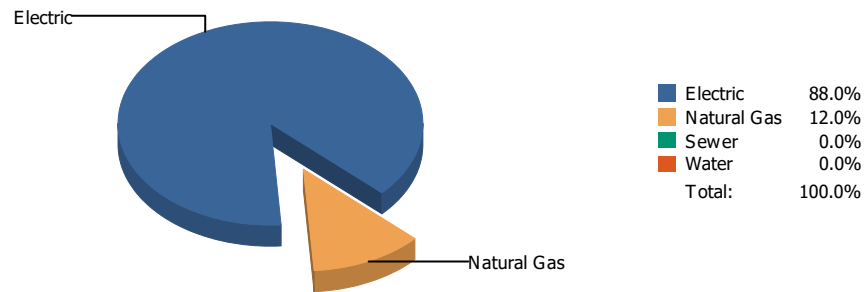
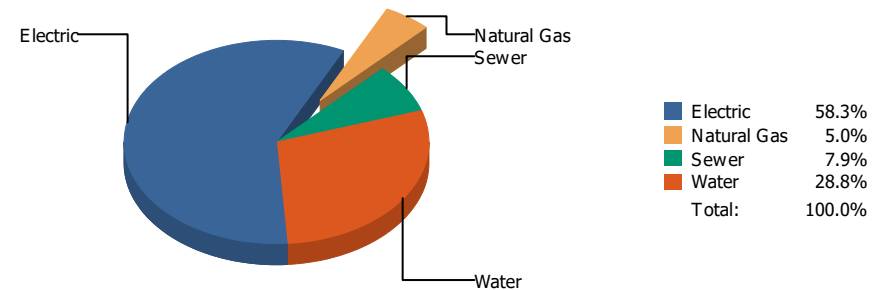


Energy



Cost

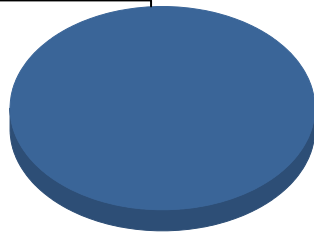


Commodity	Common Use	Energy Use	Energy Use / Area	Total Cost	Cost / Unit	Cost / Area
Place Summary Report						
Area: 10,194,175 SqFt						
Billing Period: Jun 2023						
ELECTRIC	5,337,943.00 kWh	18,213,062 KBtu	1.715 KBtu/SqFt	\$676,802.12	\$0.127 /kWh	\$0.064 /SqFt
NATURALGAS	24,174.00 CCF	2,489,922 KBtu	0.225 KBtu/SqFt	\$58,552.18	\$2.422 /CCF	\$0.005 /SqFt
SEWER	11,128.00 CCF			\$91,262.19	\$8.201 /CCF	\$0.009 /SqFt
WATER	55,820.00 CCF			\$334,335.46	\$5.990 /CCF	\$0.031 /SqFt
Totals:		20,702,984 KBtu	1.940 KBtu/SqFt	\$1,160,951.95		

* Please note per area calculations only include buildings with a floor area greater than 0.

Energy

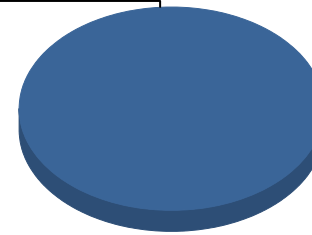
Electric



■ Electric 100.0%
Total: 100.0%

Cost

Electric



■ Electric 100.0%
Total: 100.0%

Commodity	Common Use	Energy Use	Energy Use / Area	Total Cost	Cost / Unit	Cost / Area
Place: [ALAMO] ALAMO 101 [BUILDING] Area: 58,978 SqFt Billing Period: Jun 2023						
ELECTRIC	3,200.00 kWh	10,918 KBtu	0.185 KBtu/SqFt	\$312.60	\$0.098 /kWh	\$0.005 /SqFt
Totals:		10,918 KBtu	0.185 KBtu/SqFt	\$312.60		

Energy


Electric



■ Electric 100.0%
 ■ Water 0.0%
 Total: 100.0%

Cost

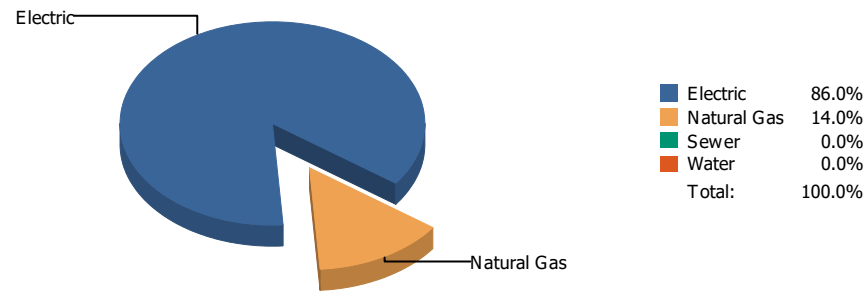
Electric



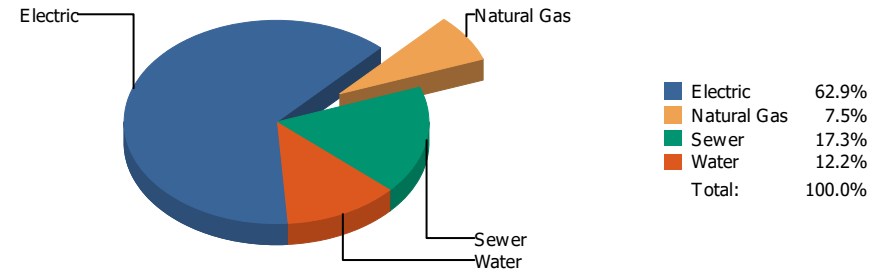
■ Electric 91.7%
 ■ Water 8.3%
 Total: 100.0%

Commodity	Common Use	Energy Use	Energy Use / Area	Total Cost	Cost / Unit	Cost / Area
Place: [ALTA] ALTA VISTA 102 [BUILDING]						
Area: 68,463 SqFt						
Billing Period: Jun 2023						
ELECTRIC	4,500.00 kWh	15,354 KBtu	0.224 KBtu/SqFt	\$345.84	\$0.077 /kWh	\$0.005 /SqFt
WATER	0.00 CCF			\$31.18	\$0.000 /CCF	\$0.000 /SqFt
Totals:		15,354 KBtu	0.224 KBtu/SqFt	\$377.02		

Energy

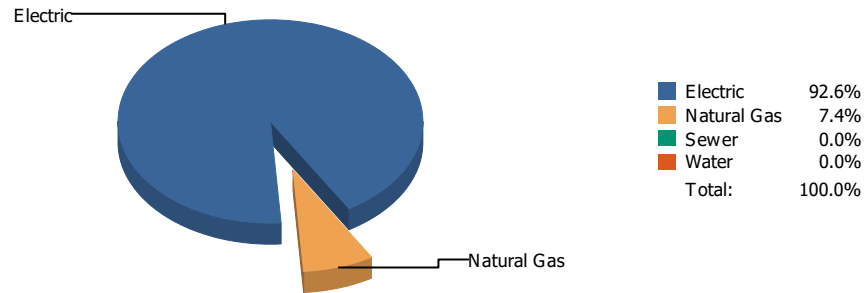


Cost

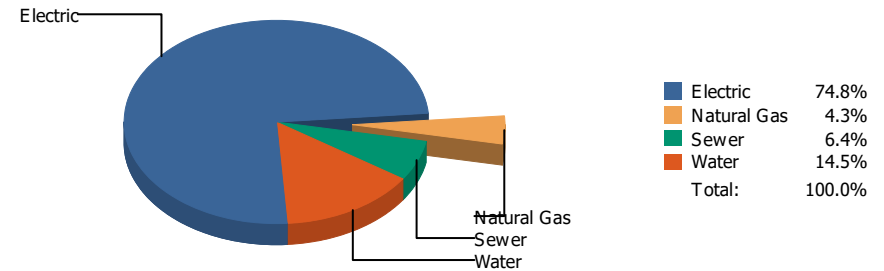


Commodity	Common Use	Energy Use	Energy Use / Area	Total Cost	Cost / Unit	Cost / Area
Place: [ADDRESS] ADDRESS 001 [BUILDING]						
Area: 266,968 SqFt						
Billing Period: Jun 2023						
ELECTRIC	130,982.00 kWh	446,911 KBtu	1.674 KBtu/SqFt	\$24,093.75	\$0.184 /kWh	\$0.090 /SqFt
NATURALGAS	704.00 CCF	72,512 KBtu	0.272 KBtu/SqFt	\$2,886.49	\$4.100 /CCF	\$0.011 /SqFt
SEWER	1,346.00 CCF			\$6,627.31	\$4.924 /CCF	\$0.025 /SqFt
WATER	1,126.00 CCF			\$4,670.10	\$4.148 /CCF	\$0.017 /SqFt
Totals:		519,423 KBtu	1.946 KBtu/SqFt	\$38,277.65		

Energy

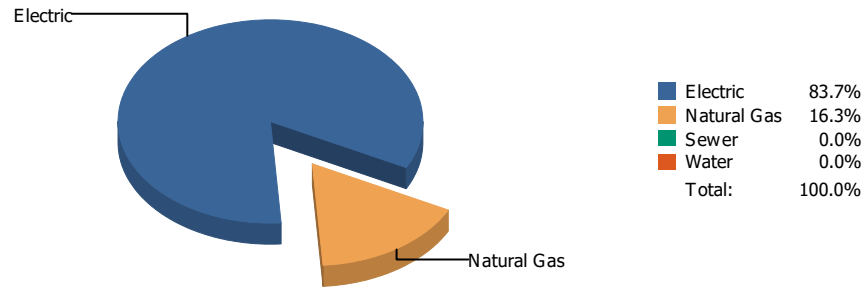


Cost

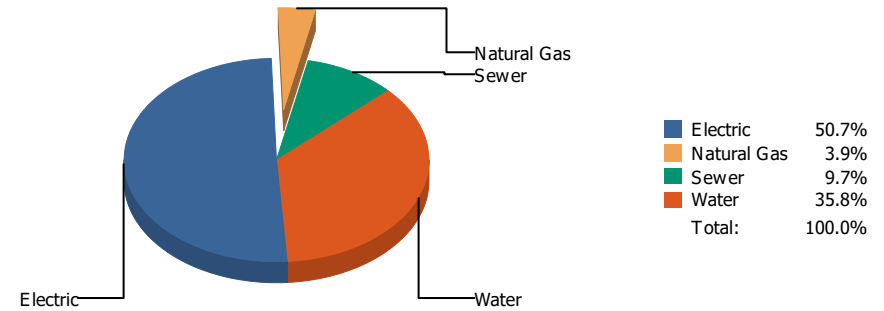


Commodity	Common Use	Energy Use	Energy Use / Area	Total Cost	Cost / Unit	Cost / Area
Place: [AOY] AOY 103 [BUILDING]						
Area: 105,486 SqFt						
Billing Period: Jun 2023						
ELECTRIC	73,148.00 kWh	249,581 KBtu	2.366 KBtu/SqFt	\$9,994.68	\$0.137 /kWh	\$0.095 /SqFt
NATURALGAS	193.00 CCF	19,879 KBtu	0.188 KBtu/SqFt	\$572.89	\$2.968 /CCF	\$0.005 /SqFt
SEWER	36.00 CCF			\$856.59	\$23.794 /CCF	\$0.008 /SqFt
WATER	197.00 CCF			\$1,935.70	\$9.826 /CCF	\$0.018 /SqFt
Totals:		269,460 KBtu	2.554 KBtu/SqFt	\$13,359.86		

Energy

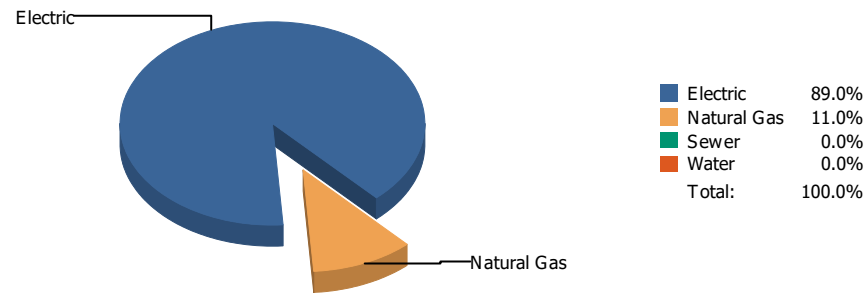


Cost

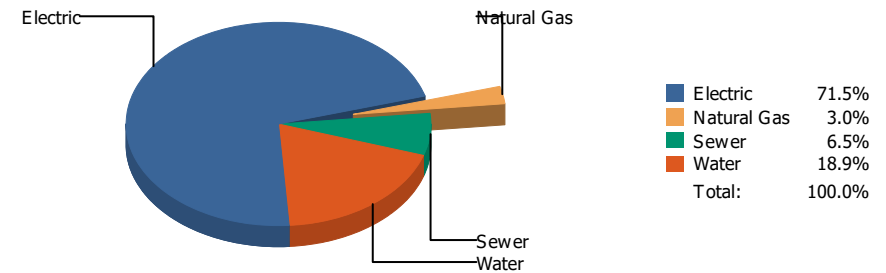


Commodity	Common Use	Energy Use	Energy Use / Area	Total Cost	Cost / Unit	Cost / Area
Place: [AUSTIN] AUSTIN 002 [BUILDING]						
Area: 269,216 SqFt						
Billing Period: Jun 2023						
ELECTRIC	145,880.00 kWh	497,743 KBtu	1.849 KBtu/SqFt	\$17,573.40	\$0.120 /kWh	\$0.065 /SqFt
NATURALGAS	944.00 CCF	97,232 KBtu	0.361 KBtu/SqFt	\$1,343.66	\$1.423 /CCF	\$0.005 /SqFt
SEWER	447.00 CCF			\$3,363.89	\$7.525 /CCF	\$0.012 /SqFt
WATER	1,795.00 CCF			\$12,402.83	\$6.910 /CCF	\$0.046 /SqFt
Totals:		594,975 KBtu	2.210 KBtu/SqFt	\$34,683.78		

Energy

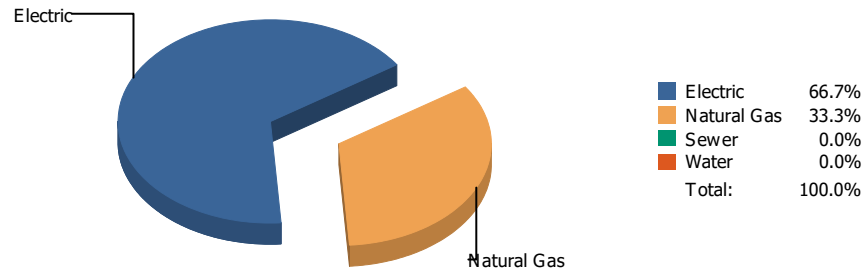


Cost

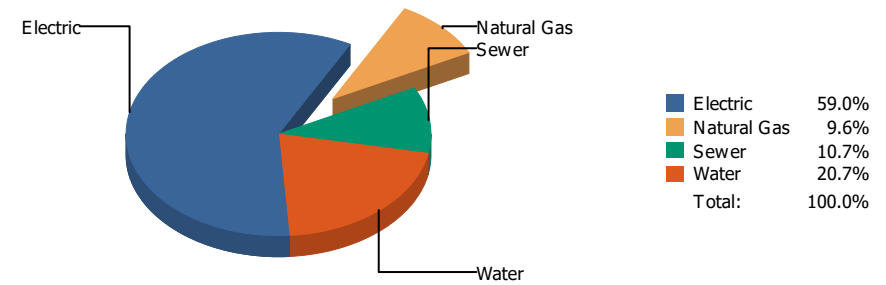


Commodity	Common Use	Energy Use	Energy Use / Area	Total Cost	Cost / Unit	Cost / Area
Place: [BARRONELEMENTARY] BARRON ELEMENTARY 165 [BUILDING]						
Area: 87,818 SqFt						
Billing Period: Jun 2023						
ELECTRIC	51,709.00 kWh	176,431 KBtu	2.009 KBtu/SqFt	\$8,763.61	\$0.169 /kWh	\$0.100 /SqFt
NATURALGAS	211.00 CCF	21,733 KBtu	0.247 KBtu/SqFt	\$371.16	\$1.759 /CCF	\$0.004 /SqFt
SEWER	41.00 CCF			\$799.80	\$19.507 /CCF	\$0.009 /SqFt
WATER	405.00 CCF			\$2,314.18	\$5.714 /CCF	\$0.026 /SqFt
Totals:		198,164 KBtu	2.257 KBtu/SqFt	\$12,248.75		

Energy



Cost



Commodity	Common Use	Energy Use	Energy Use / Area	Total Cost	Cost / Unit	Cost / Area
Place: [BASSETT] BASSETT 049 [BUILDING]						
Area: 174,250 SqFt						
Billing Period: Jun 2023						
ELECTRIC	134,050.00 kWh	457,379 KBtu	2.625 KBtu/SqFt	\$13,847.26	\$0.103 /kWh	\$0.079 /SqFt
NATURALGAS	2,218.00 CCF	228,454 KBtu	1.311 KBtu/SqFt	\$2,250.26	\$1.015 /CCF	\$0.013 /SqFt
SEWER	563.00 CCF			\$2,505.41	\$4.450 /CCF	\$0.014 /SqFt
WATER	1,158.00 CCF			\$4,857.92	\$4.195 /CCF	\$0.028 /SqFt
Totals:		685,833 KBtu	3.936 KBtu/SqFt	\$23,460.85		

Energy

Electric



■ Electric 100.0%
Total: 100.0%

Cost

Electric



■ Electric 100.0%
Total: 100.0%

Commodity	Common Use	Energy Use	Energy Use / Area	Total Cost	Cost / Unit	Cost / Area
Place: [BEALL] BEALL 104 [BUILDING] Area: 74,454 SqFt Billing Period: Jun 2023						
ELECTRIC	1,154.00 kWh	3,937 KBtu	0.053 KBtu/SqFt	\$162.78	\$0.141 /kWh	\$0.002 /SqFt
Totals:		3,937 KBtu	0.053 KBtu/SqFt	\$162.78		

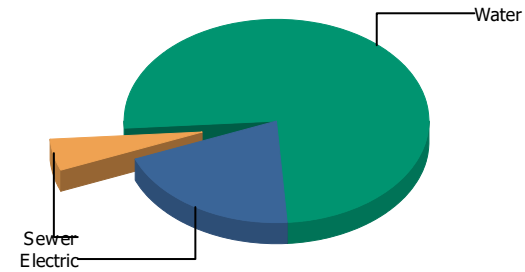
Energy

Electric



Electric 100.0%
 Sewer 0.0%
 Water 0.0%
 Total: 100.0%

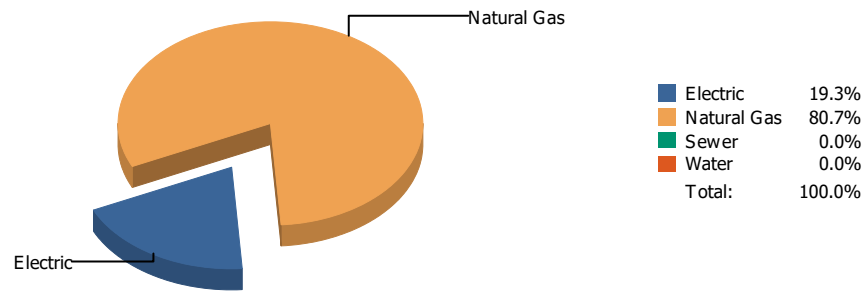
Cost



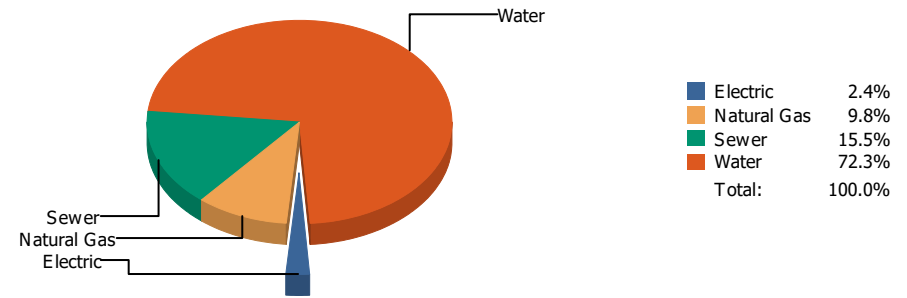
Electric 20.1%
 Sewer 5.0%
 Water 74.9%
 Total: 100.0%

Commodity	Common Use	Energy Use	Energy Use / Area	Total Cost	Cost / Unit	Cost / Area
Place: [BLISS] BLISS 105 [BUILDING]						
Area: 78,820 SqFt						
Billing Period: Jun 2023						
ELECTRIC	23,439.00 kWh	79,974 KBtu	1.015 KBtu/SqFt	\$2,813.21	\$0.120 /kWh	\$0.036 /SqFt
SEWER	84.00 CCF			\$694.79	\$8.271 /CCF	\$0.009 /SqFt
WATER	1,108.00 CCF			\$10,463.48	\$9.444 /CCF	\$0.133 /SqFt
Totals:		79,974 KBtu	1.015 KBtu/SqFt	\$13,971.48		

Energy



Cost



Commodity	Common Use	Energy Use	Energy Use / Area	Total Cost	Cost / Unit	Cost / Area
Place: [BOBBY_JOE_HILL] BOBBY JOE HILL 059 [BUILDING]						
Area: 0 SqFt						
Billing Period: Jun 2023						
ELECTRIC	1,599.00 kWh	5,456 KBtu		\$221.46	\$0.138 /kWh	
NATURALGAS	222.00 CCF	22,866 KBtu		\$890.21	\$4.010 /CCF	
SEWER	119.00 CCF			\$1,408.17	\$11.833 /CCF	
WATER	1,365.00 CCF			\$6,566.59	\$4.811 /CCF	
Totals:		28,322 KBtu		\$9,086.43		

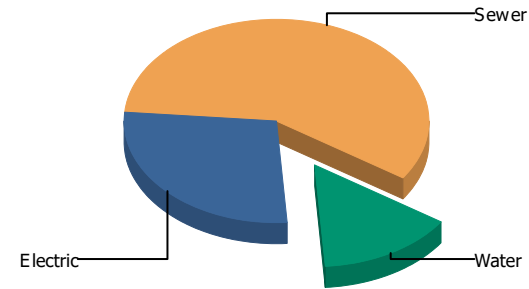
Energy

Electric



Electric 100.0%
 Sewer 0.0%
 Water 0.0%
 Total: 100.0%

Cost



Electric 27.6%
 Sewer 57.9%
 Water 14.5%
 Total: 100.0%

Commodity	Common Use	Energy Use	Energy Use / Area	Total Cost	Cost / Unit	Cost / Area
Place: [BOND_2] BOND 160 [BUILDING]						
Area: 89,988 SqFt						
Billing Period: Jun 2023						
ELECTRIC	1,790.00 kWh	6,107 KBtu	0.068 KBtu/SqFt	\$273.88	\$0.153 /kWh	\$0.003 /SqFt
SEWER	7.00 CCF			\$574.42	\$82.060 /CCF	\$0.006 /SqFt
WATER	3.00 CCF			\$143.87	\$47.957 /CCF	\$0.001 /SqFt
Totals:		6,107 KBtu	0.068 KBtu/SqFt	\$992.17		

Energy

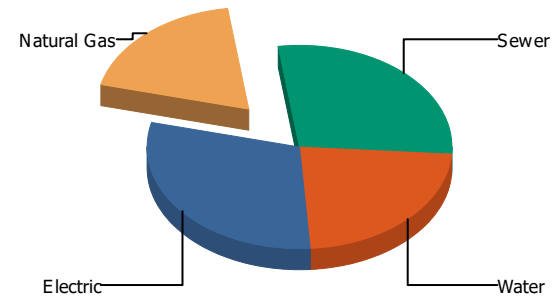
Electric



Electric	100.0%
Natural Gas	0.0%
Sewer	0.0%
Water	0.0%
Total:	100.0%

Cost

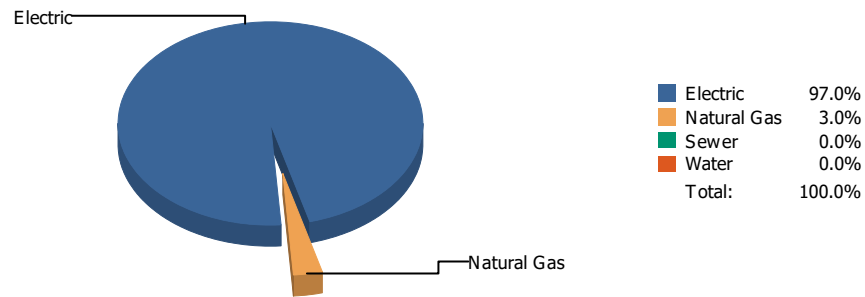
Natural Gas



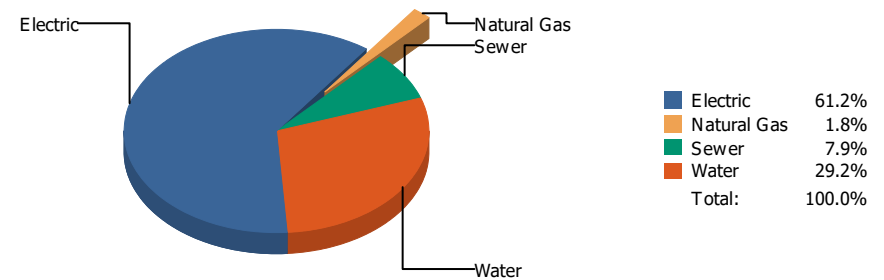
Electric	30.1%
Natural Gas	18.8%
Sewer	28.4%
Water	22.7%
Total:	100.0%

Commodity	Common Use	Energy Use	Energy Use / Area	Total Cost	Cost / Unit	Cost / Area
Place: [BONHAM] BONHAM 106 [BUILDING]						
Area: 53,522 SqFt						
Billing Period: Jun 2023						
ELECTRIC	2,593.00 kWh	8,847 KBtu	0.165 KBtu/SqFt	\$345.14	\$0.133 /kWh	\$0.006 /SqFt
NATURALGAS	0.00 CCF	0 KBtu	0.000 KBtu/SqFt	\$215.04	\$0.000 /CCF	\$0.004 /SqFt
SEWER	5.00 CCF			\$325.24	\$65.048 /CCF	\$0.006 /SqFt
WATER	30.00 CCF			\$260.39	\$8.680 /CCF	\$0.005 /SqFt
Totals:		8,847 KBtu	0.165 KBtu/SqFt	\$1,145.81		

Energy

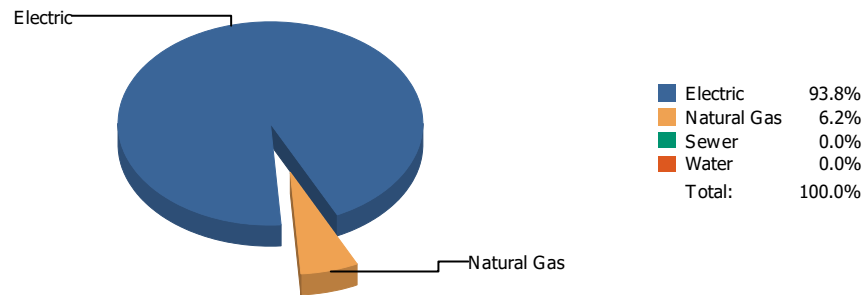


Cost

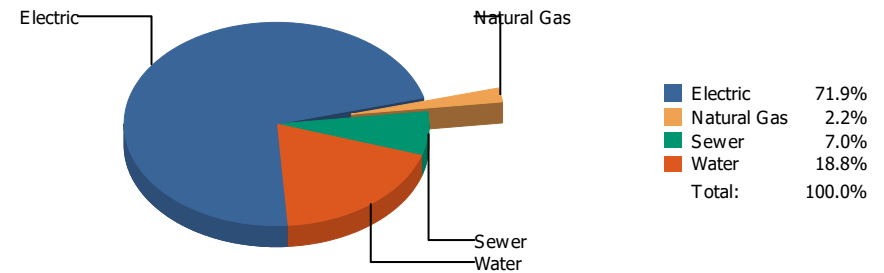


Commodity	Common Use	Energy Use	Energy Use / Area	Total Cost	Cost / Unit	Cost / Area
Place: [BOWIE] BOWIE 003 [BUILDING] Area: 282,931 SqFt Billing Period: Jun 2023						
ELECTRIC	219,554.00 kWh	749,118 KBtu	2.648 KBtu/SqFt	\$20,752.52	\$0.095 /kWh	\$0.073 /SqFt
NATURALGAS	224.00 CCF	23,072 KBtu	0.082 KBtu/SqFt	\$595.83	\$2.660 /CCF	\$0.002 /SqFt
SEWER	405.00 CCF			\$2,663.72	\$6.577 /CCF	\$0.009 /SqFt
WATER	2,873.00 CCF			\$9,896.65	\$3.445 /CCF	\$0.035 /SqFt
Totals:		772,190 KBtu	2.729 KBtu/SqFt	\$33,908.72		

Energy

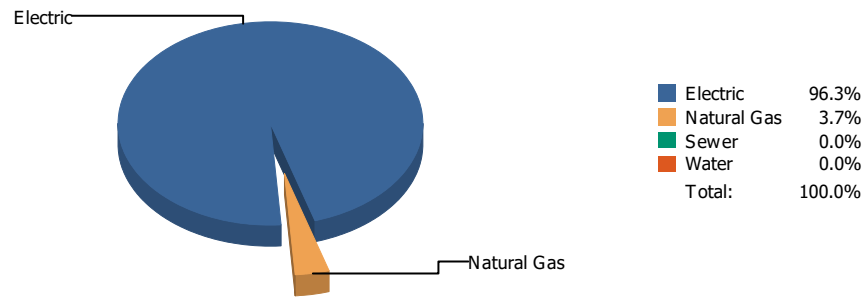


Cost

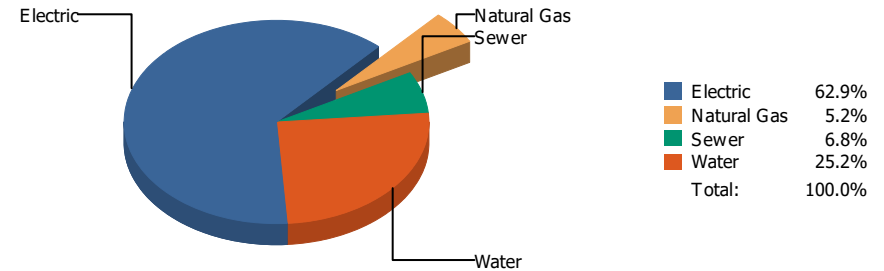


Commodity	Common Use	Energy Use	Energy Use / Area	Total Cost	Cost / Unit	Cost / Area
Place: [BROWN] BROWN MIDDLE SCHOOL 056 [BUILDING]						
Area: 173,263 SqFt						
Billing Period: Jun 2023						
ELECTRIC	89,000.00 kWh	303,668 KBtu	1.753 KBtu/SqFt	\$11,482.30	\$0.129 /kWh	\$0.066 /SqFt
NATURALGAS	194.00 CCF	19,982 KBtu	0.115 KBtu/SqFt	\$358.59	\$1.848 /CCF	\$0.002 /SqFt
SEWER	143.00 CCF			\$1,121.62	\$7.843 /CCF	\$0.006 /SqFt
WATER	481.00 CCF			\$3,008.19	\$6.254 /CCF	\$0.017 /SqFt
Totals:		323,650 KBtu	1.868 KBtu/SqFt	\$15,970.70		

Energy



Cost



Commodity	Common Use	Energy Use	Energy Use / Area	Total Cost	Cost / Unit	Cost / Area
Place: [BURGES] BURGES 004 [BUILDING]						
Area: 241,219 SqFt						
Billing Period: Jun 2023						
ELECTRIC	142,418.00 kWh	485,930 KBtu	2.014 KBtu/SqFt	\$19,945.19	\$0.140 /kWh	\$0.082 /SqFt
NATURALGAS	181.00 CCF	18,643 KBtu	0.077 KBtu/SqFt	\$1,639.89	\$9.060 /CCF	\$0.007 /SqFt
SEWER	195.00 CCF			\$2,153.82	\$11.045 /CCF	\$0.009 /SqFt
WATER	1,075.00 CCF			\$7,978.87	\$7.422 /CCF	\$0.033 /SqFt
Totals:		504,573 KBtu	2.092 KBtu/SqFt	\$31,717.77		

Energy

Electric



■ Electric 100.0%
Total: 100.0%

Cost

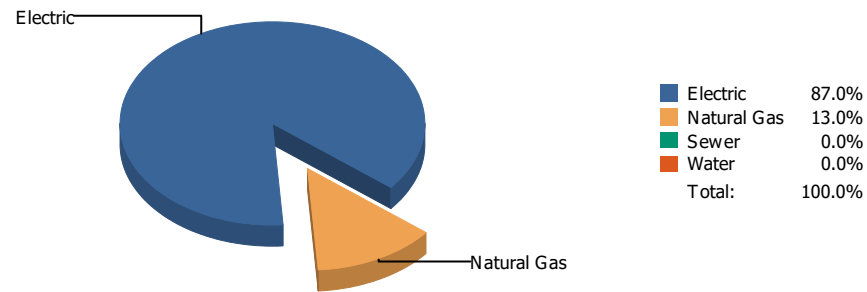
Electric



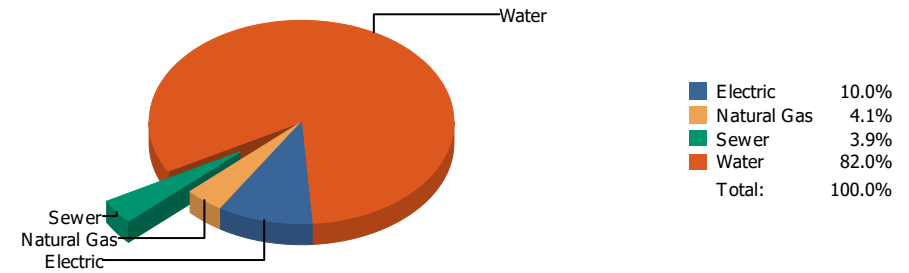
■ Electric 100.0%
Total: 100.0%

Commodity	Common Use	Energy Use	Energy Use / Area	Total Cost	Cost / Unit	Cost / Area
Place: [BURLESON] BURLESON 107 [BUILDING]						
Area: 73,772 SqFt						
Billing Period: Jun 2023						
ELECTRIC	238.00 kWh	812 KBtu	0.011 KBtu/SqFt	\$92.98	\$0.391 /kWh	\$0.001 /SqFt
Totals:		812 KBtu	0.011 KBtu/SqFt	\$92.98		

Energy

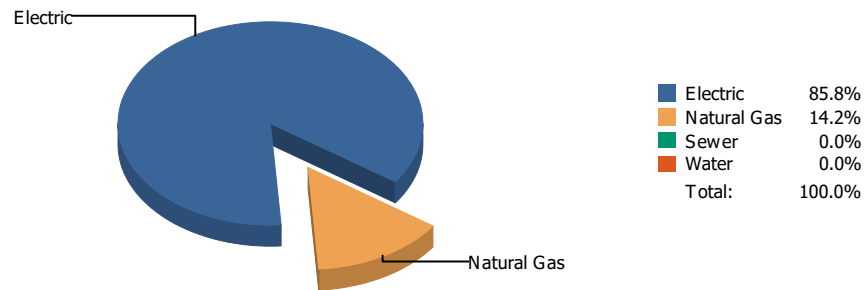


Cost

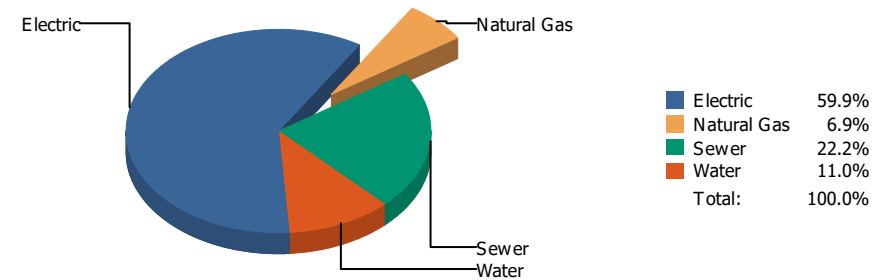


Commodity	Common Use	Energy Use	Energy Use / Area	Total Cost	Cost / Unit	Cost / Area
Place: [BURNET] BURNET 108 [BUILDING]						
Area: 50,520 SqFt						
Billing Period: Jun 2023						
ELECTRIC	9,875.00 kWh	33,694 KBtu	0.667 KBtu/SqFt	\$1,148.38	\$0.116 /kWh	\$0.023 /SqFt
NATURALGAS	49.00 CCF	5,047 KBtu	0.100 KBtu/SqFt	\$466.40	\$9.518 /CCF	\$0.009 /SqFt
SEWER	29.00 CCF			\$451.00	\$15.552 /CCF	\$0.009 /SqFt
WATER	980.00 CCF			\$9,379.16	\$9.571 /CCF	\$0.186 /SqFt
Totals:		38,741 KBtu	0.767 KBtu/SqFt	\$11,444.94		

Energy

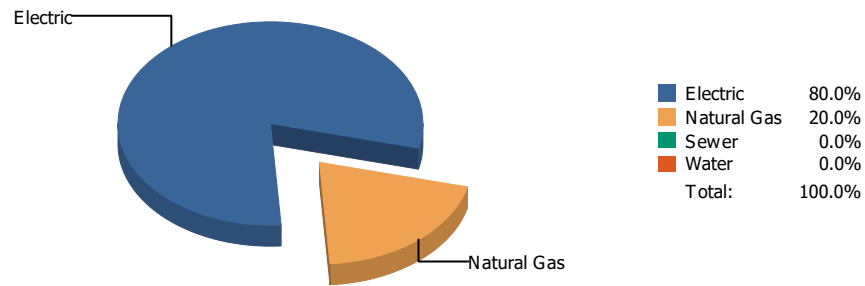


Cost

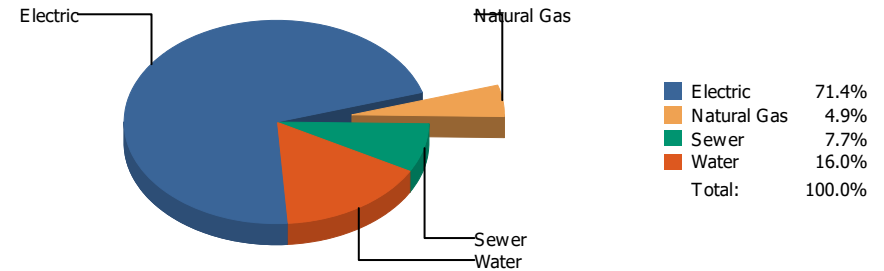


Commodity	Common Use	Energy Use	Energy Use / Area	Total Cost	Cost / Unit	Cost / Area
Place: [CANYON-HILLS] CANYON HILLS 043 [BUILDING]						
Area: 133,149 SqFt						
Billing Period: Jun 2023						
ELECTRIC	40,170.00 kWh	137,060 KBtu	1.029 KBtu/SqFt	\$5,169.03	\$0.129 /kWh	\$0.039 /SqFt
NATURALGAS	221.00 CCF	22,763 KBtu	0.171 KBtu/SqFt	\$593.61	\$2.686 /CCF	\$0.004 /SqFt
SEWER	200.00 CCF			\$1,918.16	\$9.591 /CCF	\$0.014 /SqFt
WATER	118.00 CCF			\$953.38	\$8.079 /CCF	\$0.007 /SqFt
Totals:		159,823 KBtu	1.200 KBtu/SqFt	\$8,634.18		

Energy

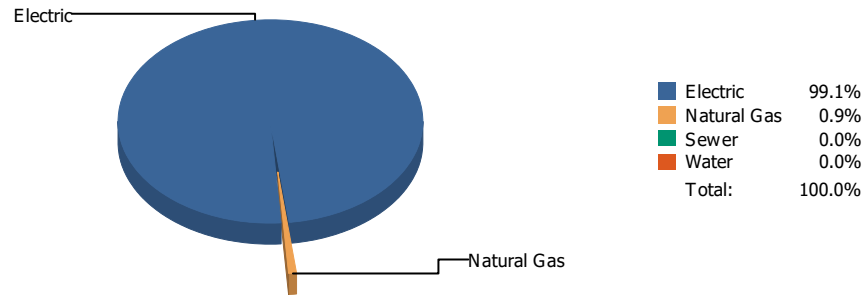


Cost

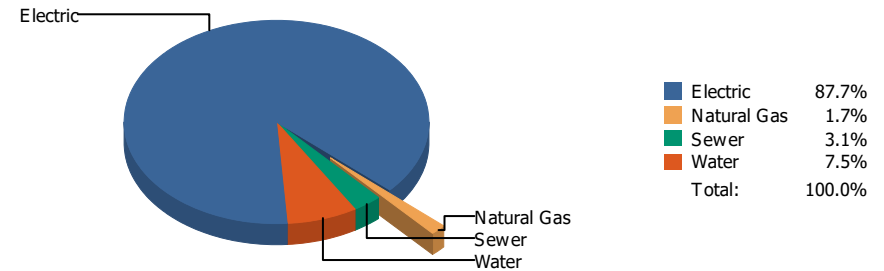


Commodity	Common Use	Energy Use	Energy Use / Area	Total Cost	Cost / Unit	Cost / Area
Place: [CAREER] CAREER AND TECHNOLOGY [BUILDING]						
Area: 146,485 SqFt						
Billing Period: Jun 2023						
ELECTRIC	58,051.00 kWh	198,070 KBtu	1.352 KBtu/SqFt	\$8,330.01	\$0.143 /kWh	\$0.057 /SqFt
NATURALGAS	482.00 CCF	49,646 KBtu	0.339 KBtu/SqFt	\$572.34	\$1.187 /CCF	\$0.004 /SqFt
SEWER	103.00 CCF			\$902.26	\$8.760 /CCF	\$0.006 /SqFt
WATER	338.00 CCF			\$1,863.50	\$5.513 /CCF	\$0.013 /SqFt
Totals:		247,716 KBtu	1.691 KBtu/SqFt	\$11,668.11		

Energy



Cost



Commodity	Common Use	Energy Use	Energy Use / Area	Total Cost	Cost / Unit	Cost / Area
Place: [CENTRAL_OFFICE_STANTON] CENTRAL OFFICE STANTON [BUILDING]						
Area: 131,287 SqFt						
Billing Period: Jun 2023						
ELECTRIC	129,348.00 kWh	441,335 KBtu	3.362 KBtu/SqFt	\$20,298.42	\$0.157 /kWh	\$0.155 /SqFt
NATURALGAS	39.00 CCF	4,017 KBtu	0.031 KBtu/SqFt	\$386.63	\$9.914 /CCF	\$0.003 /SqFt
SEWER	35.00 CCF			\$713.38	\$20.382 /CCF	\$0.005 /SqFt
WATER	95.00 CCF			\$1,734.93	\$18.262 /CCF	\$0.013 /SqFt
Totals:		445,352 KBtu	3.392 KBtu/SqFt	\$23,133.36		

Energy

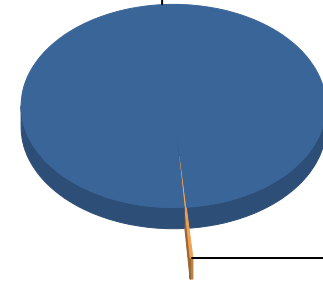
Electric



■ Electric 100.0%
 ■ Water 0.0%
 Total: 100.0%

Cost

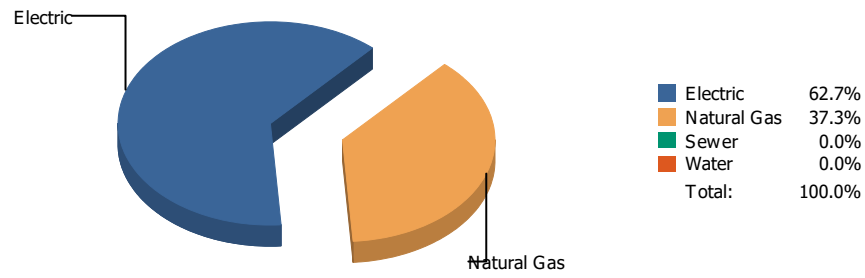
Electric



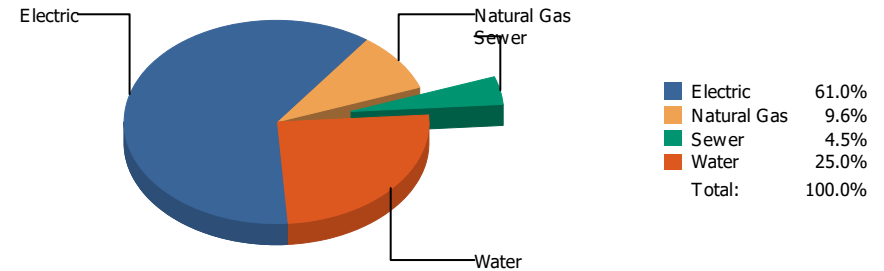
■ Electric 99.7%
 ■ Water 0.3%
 Total: 100.0%

Commodity	Common Use	Energy Use	Energy Use / Area	Total Cost	Cost / Unit	Cost / Area
Place: [CHAPIN] CHAPIN 012 [BUILDING]						
Area: 273,727 SqFt						
Billing Period: Jun 2023						
ELECTRIC	246,014.00 kWh	839,400 KBtu	3.067 KBtu/SqFt	\$27,580.92	\$0.112 /kWh	\$0.101 /SqFt
WATER	1.00 CCF			\$86.52	\$86.520 /CCF	\$0.000 /SqFt
Totals:		839,400 KBtu	3.067 KBtu/SqFt	\$27,667.44		

Energy

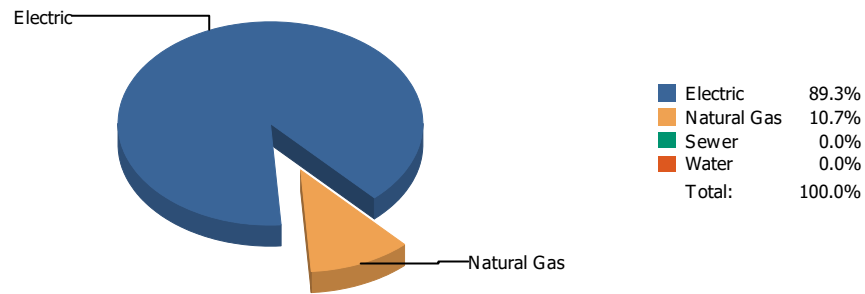


Cost

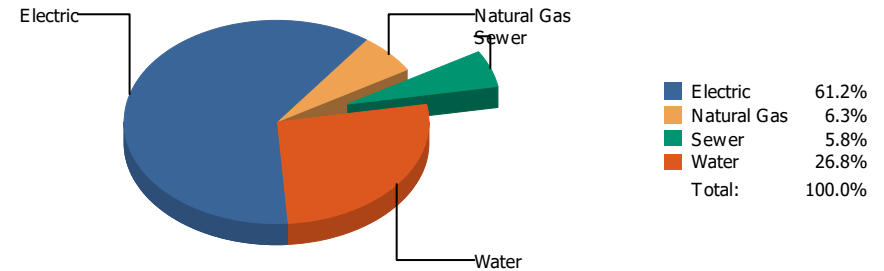


Commodity	Common Use	Energy Use	Energy Use / Area	Total Cost	Cost / Unit	Cost / Area
Place: [CHARLES] H.E. CHARLES 045 [BUILDING] Area: 107,867 SqFt Billing Period: Jun 2023						
ELECTRIC	58,563.00 kWh	199,817 KBtu	1.852 KBtu/SqFt	\$8,180.87	\$0.140 /kWh	\$0.076 /SqFt
NATURALGAS	1,153.00 CCF	118,759 KBtu	1.101 KBtu/SqFt	\$1,283.27	\$1.113 /CCF	\$0.012 /SqFt
SEWER	5.00 CCF			\$599.98	\$119.996 /CCF	\$0.006 /SqFt
WATER	517.00 CCF			\$3,352.68	\$6.485 /CCF	\$0.031 /SqFt
Totals:		318,576 KBtu	2.953 KBtu/SqFt	\$13,416.80		

Energy



Cost



Commodity	Common Use	Energy Use	Energy Use / Area	Total Cost	Cost / Unit	Cost / Area
Place: [CIELO-VISTA] CIELO VISTA 151 [BUILDING] Area: 66,034 SqFt Billing Period: Jun 2023						
ELECTRIC	33,120.00 kWh	113,005 KBtu	1.711 KBtu/SqFt	\$5,141.73	\$0.155 /kWh	\$0.078 /SqFt
NATURALGAS	132.00 CCF	13,596 KBtu	0.206 KBtu/SqFt	\$527.74	\$3.998 /CCF	\$0.008 /SqFt
SEWER	28.00 CCF			\$483.11	\$17.254 /CCF	\$0.007 /SqFt
WATER	470.00 CCF			\$2,249.18	\$4.785 /CCF	\$0.034 /SqFt
Totals:		126,601 KBtu	1.917 KBtu/SqFt	\$8,401.76		

Energy

Electric



Electric	100.0%
Natural Gas	0.0%
Sewer	0.0%
Water	0.0%
Total:	100.0%

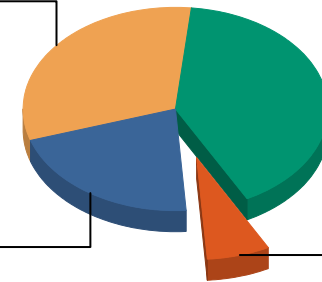
Cost

Natural Gas

Sewer

Electric

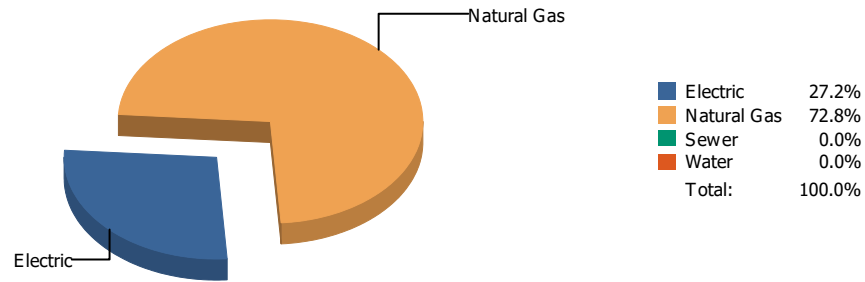
Water



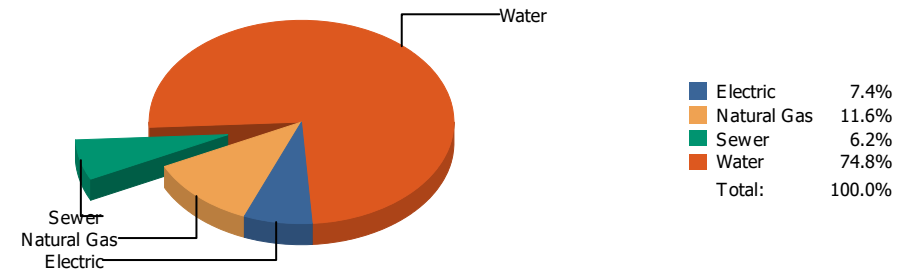
Electric	21.1%
Natural Gas	31.7%
Sewer	40.4%
Water	6.7%
Total:	100.0%

Commodity	Common Use	Energy Use	Energy Use / Area	Total Cost	Cost / Unit	Cost / Area
Place: [CLARDY] CLARDY 109 [BUILDING]						
Area: 70,700 SqFt						
Billing Period: Jun 2023						
ELECTRIC	2,106.00 kWh	7,186 KBtu	0.102 KBtu/SqFt	\$285.63	\$0.136 /kWh	\$0.004 /SqFt
NATURALGAS	0.00 CCF	0 KBtu	0.000 KBtu/SqFt	\$430.08	\$0.000 /CCF	\$0.006 /SqFt
SEWER	0.00 CCF			\$547.96	\$0.000 /CCF	\$0.008 /SqFt
WATER	0.00 CCF			\$91.40	\$0.000 /CCF	\$0.001 /SqFt
Totals:		7,186 KBtu	0.102 KBtu/SqFt	\$1,355.07		

Energy

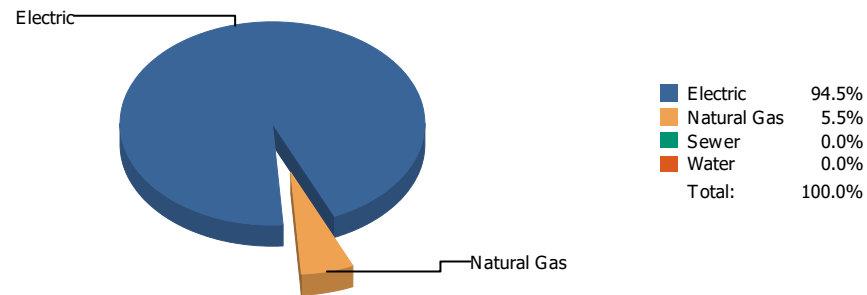


Cost

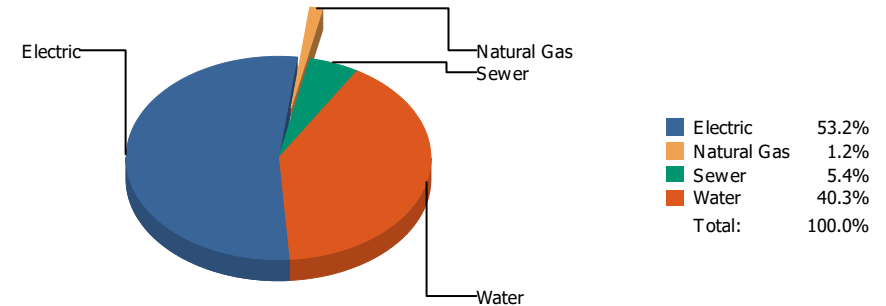


Commodity	Common Use	Energy Use	Energy Use / Area	Total Cost	Cost / Unit	Cost / Area
Place: [CLENDEININ] CLENDEININ 149 [BUILDING] Area: 62,721 SqFt Billing Period: Jun 2023						
ELECTRIC	1,897.00 kWh	6,473 KBtu	0.103 KBtu/SqFt	\$214.77	\$0.113 /kWh	\$0.003 /SqFt
NATURALGAS	168.00 CCF	17,304 KBtu	0.276 KBtu/SqFt	\$339.37	\$2.020 /CCF	\$0.005 /SqFt
SEWER	3.00 CCF			\$182.03	\$60.677 /CCF	\$0.003 /SqFt
WATER	244.00 CCF			\$2,181.82	\$8.942 /CCF	\$0.035 /SqFt
Totals:		23,777 KBtu	0.379 KBtu/SqFt	\$2,917.99		

Energy

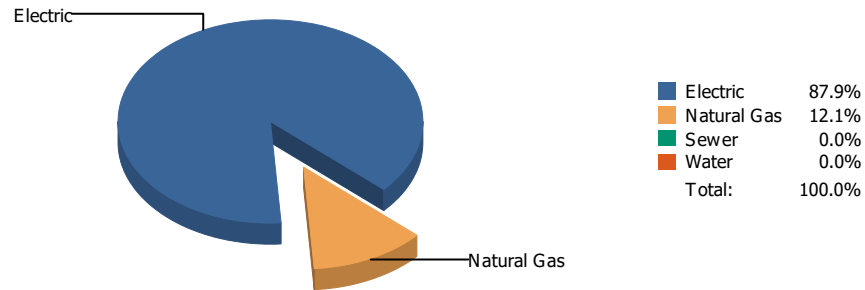


Cost

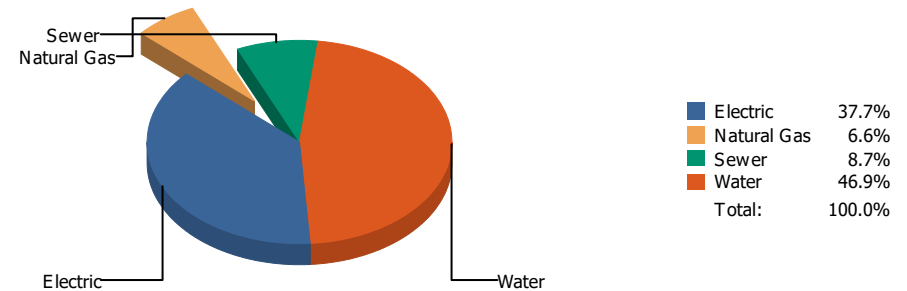


Commodity	Common Use	Energy Use	Energy Use / Area	Total Cost	Cost / Unit	Cost / Area
Place: [COACH_ARCHIE_DURAN] COACH ARCHIE DURAN [BUILDING]						
Area: 0 SqFt						
Billing Period: Jun 2023						
ELECTRIC	63,800.00 kWh	217,686 KBtu		\$7,599.92	\$0.119 /kWh	
NATURALGAS	124.00 CCF	12,772 KBtu		\$166.92	\$1.346 /CCF	
SEWER	49.00 CCF			\$766.30	\$15.639 /CCF	
WATER	735.00 CCF			\$5,760.66	\$7.838 /CCF	
Totals:		230,458 KBtu		\$14,293.80		

Energy

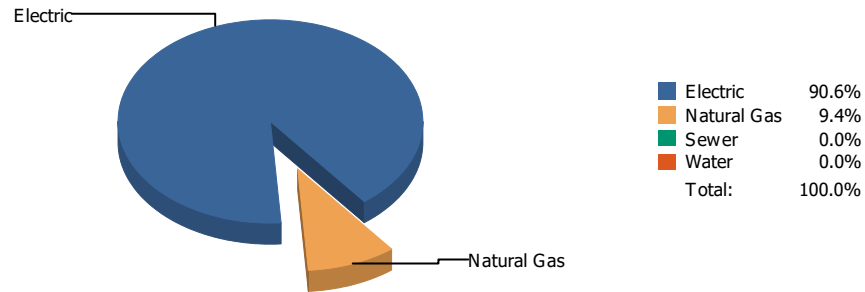


Cost

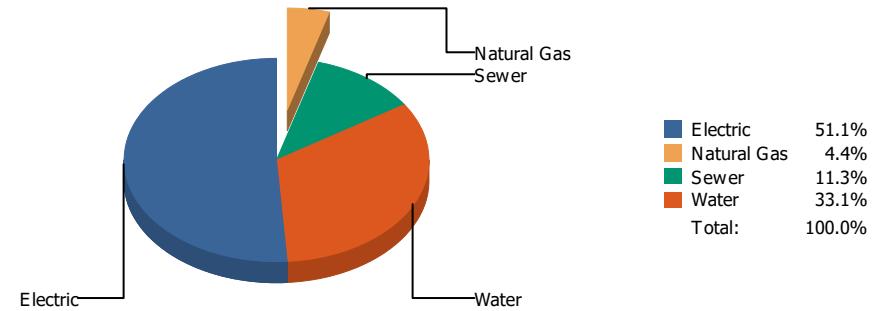


Commodity	Common Use	Energy Use	Energy Use / Area	Total Cost	Cost / Unit	Cost / Area
Place: [COLDWELL] COLDWELL 110 [BUILDING]						
Area: 67,310 SqFt						
Billing Period: Jun 2023						
ELECTRIC	22,531.00 kWh	76,876 KBtu	1.142 KBtu/SqFt	\$2,883.88	\$0.128 /kWh	\$0.043 /SqFt
NATURALGAS	103.00 CCF	10,609 KBtu	0.158 KBtu/SqFt	\$506.78	\$4.920 /CCF	\$0.007 /SqFt
SEWER	50.00 CCF			\$666.03	\$13.321 /CCF	\$0.010 /SqFt
WATER	696.00 CCF			\$3,586.14	\$5.153 /CCF	\$0.053 /SqFt
Totals:		87,485 KBtu	1.300 KBtu/SqFt	\$7,642.83		

Energy

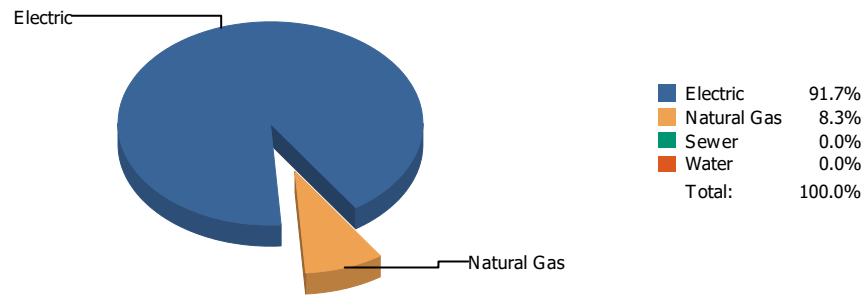


Cost

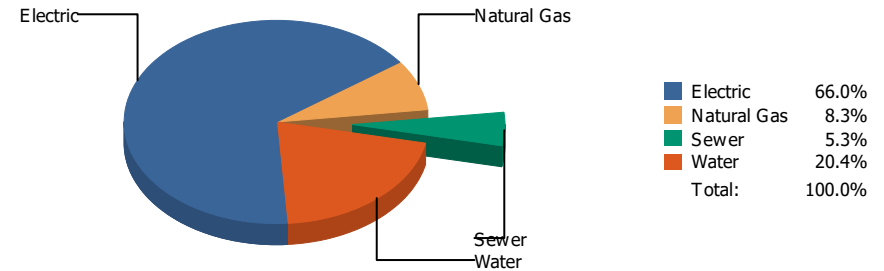


Commodity	Common Use	Energy Use	Energy Use / Area	Total Cost	Cost / Unit	Cost / Area
Place: [COOLEY] COOLEY 111 [BUILDING]						
Area: 95,590 SqFt						
Billing Period: Jun 2023						
ELECTRIC	63,200.00 kWh	215,638 KBtu	2.256 KBtu/SqFt	\$6,798.78	\$0.108 /kWh	\$0.071 /SqFt
NATURALGAS	218.00 CCF	22,454 KBtu	0.235 KBtu/SqFt	\$591.57	\$2.714 /CCF	\$0.006 /SqFt
SEWER	126.00 CCF			\$1,501.27	\$11.915 /CCF	\$0.016 /SqFt
WATER	568.00 CCF			\$4,402.26	\$7.750 /CCF	\$0.046 /SqFt
Totals:		238,092 KBtu	2.491 KBtu/SqFt	\$13,293.88		

Energy

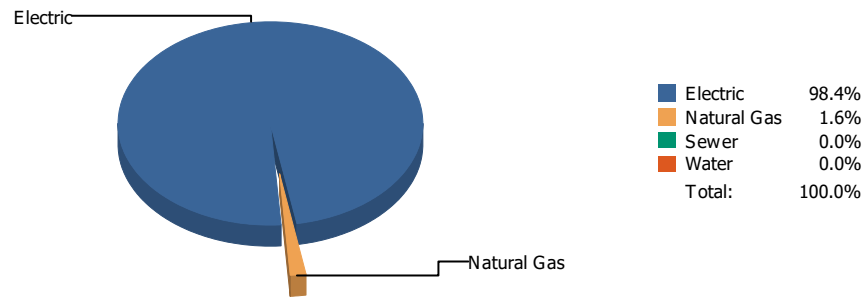


Cost

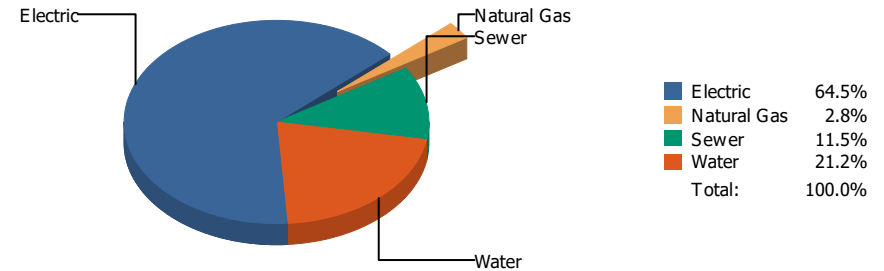


Commodity	Common Use	Energy Use	Energy Use / Area	Total Cost	Cost / Unit	Cost / Area
Place: [CORONADO] CORONADO 005 [BUILDING]						
Area: 406,757 SqFt						
Billing Period: Jun 2023						
ELECTRIC	249,031.00 kWh	849,694 KBtu	2.089 KBtu/SqFt	\$31,127.93	\$0.125 /kWh	\$0.076 /SqFt
NATURALGAS	742.00 CCF	76,426 KBtu	0.188 KBtu/SqFt	\$3,916.13	\$5.278 /CCF	\$0.009 /SqFt
SEWER	441.00 CCF			\$2,501.88	\$5.673 /CCF	\$0.006 /SqFt
WATER	2,717.00 CCF			\$9,636.91	\$3.547 /CCF	\$0.023 /SqFt
Totals:		926,120 KBtu	2.277 KBtu/SqFt	\$47,182.85		

Energy

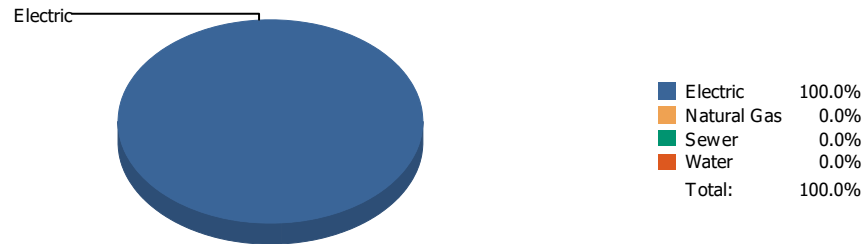


Cost

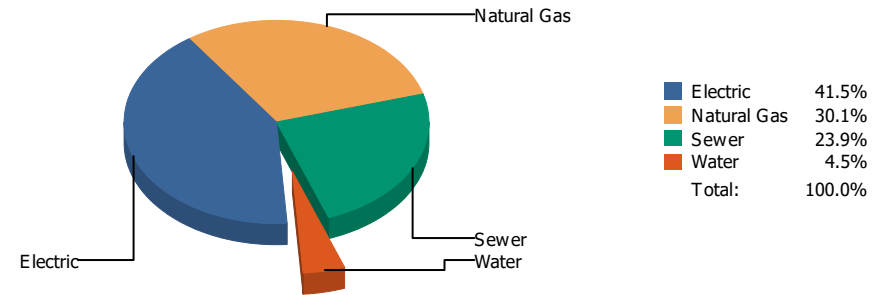


Commodity	Common Use	Energy Use	Energy Use / Area	Total Cost	Cost / Unit	Cost / Area
Place: [CROCKETT_1] CROCKETT 112 [BUILDING]						
Area: 92,585 SqFt						
Billing Period: Jun 2023						
ELECTRIC	34,832.00 kWh	118,847 KBtu	1.284 KBtu/SqFt	\$5,245.62	\$0.151 /kWh	\$0.057 /SqFt
NATURALGAS	19.00 CCF	1,957 KBtu	0.021 KBtu/SqFt	\$229.17	\$12.062 /CCF	\$0.002 /SqFt
SEWER	113.00 CCF			\$939.21	\$8.312 /CCF	\$0.010 /SqFt
WATER	287.00 CCF			\$1,724.67	\$6.009 /CCF	\$0.018 /SqFt
Totals:		120,804 KBtu	1.305 KBtu/SqFt	\$8,138.67		

Energy

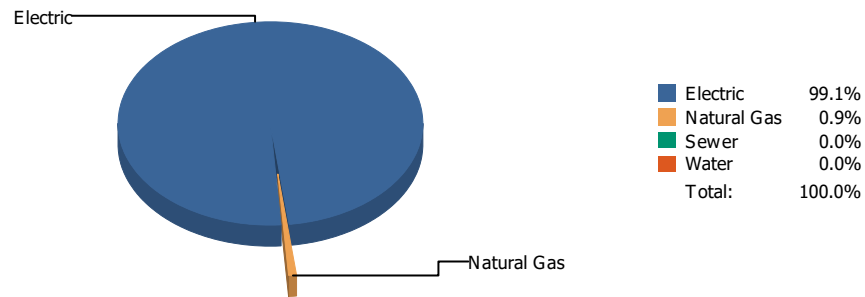


Cost

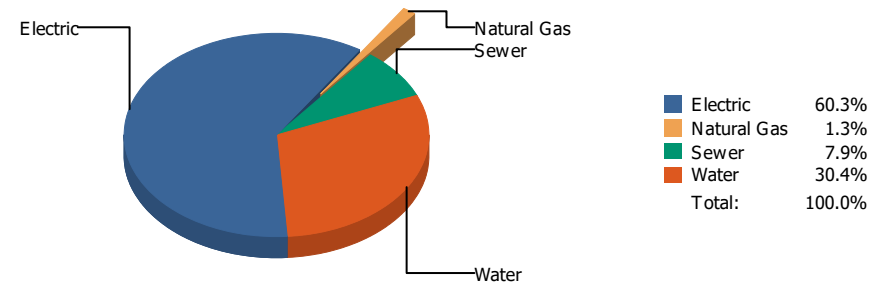


Commodity	Common Use	Energy Use	Energy Use / Area	Total Cost	Cost / Unit	Cost / Area
Place: [CROSBY] CROSBY 113 [BUILDING]						
Area: 83,100 SqFt						
Billing Period: Jun 2023						
ELECTRIC	6,720.00 kWh	22,929 KBtu	0.276 KBtu/SqFt	\$593.06	\$0.088 /kWh	\$0.007 /SqFt
NATURALGAS	0.00 CCF	0 KBtu	0.000 KBtu/SqFt	\$430.08	\$0.000 /CCF	\$0.005 /SqFt
SEWER	0.00 CCF			\$341.38	\$0.000 /CCF	\$0.004 /SqFt
WATER	1.00 CCF			\$64.07	\$64.070 /CCF	\$0.001 /SqFt
Totals:		22,929 KBtu	0.276 KBtu/SqFt	\$1,428.59		

Energy

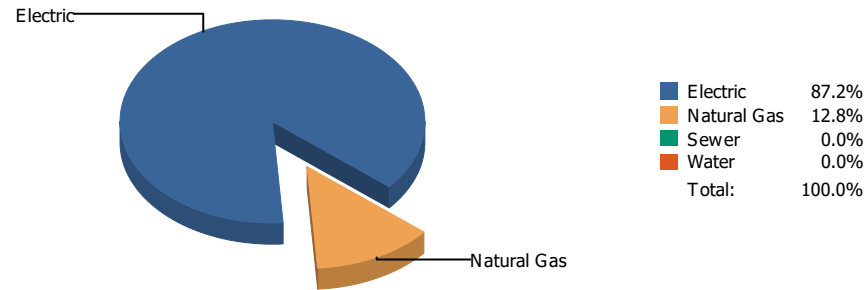


Cost

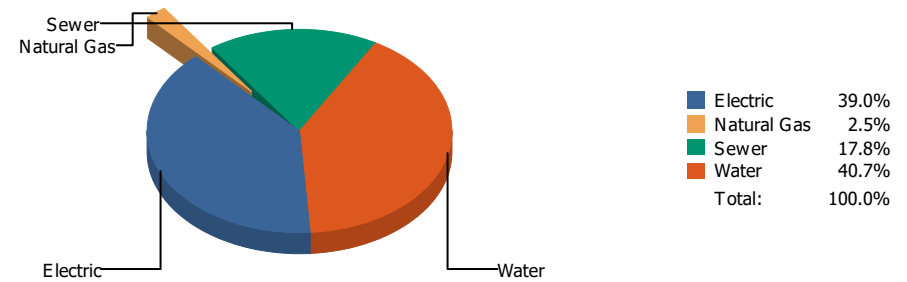


Commodity	Common Use	Energy Use	Energy Use / Area	Total Cost	Cost / Unit	Cost / Area
Place: [DELTA_OPERATIONS_CENTER_] DELTA OPERATIONS CENTER [BUILDING]						
Area: 0 SqFt						
Billing Period: Jun 2023						
ELECTRIC	52,800.00 kWh	180,154 KBtu		\$4,128.05	\$0.078 /kWh	
NATURALGAS	16.00 CCF	1,648 KBtu		\$92.01	\$5.751 /CCF	
SEWER	44.00 CCF			\$543.59	\$12.354 /CCF	
WATER	291.00 CCF			\$2,081.00	\$7.151 /CCF	
Totals:		181,802 KBtu		\$6,844.65		

Energy

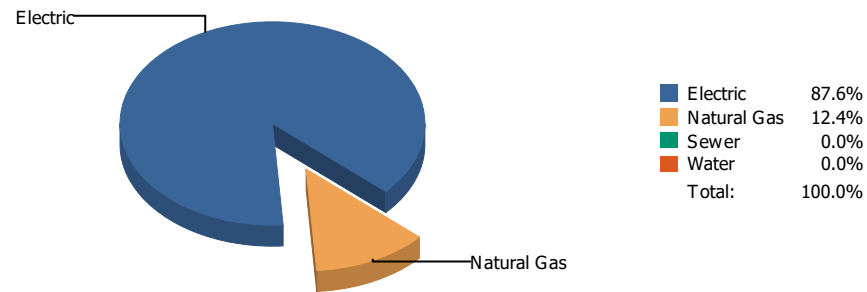


Cost

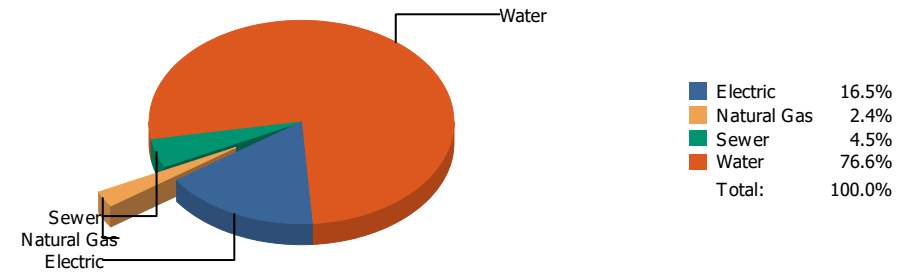


Commodity	Common Use	Energy Use	Energy Use / Area	Total Cost	Cost / Unit	Cost / Area
Place: [DONHASKINSPK8] DON HASKINS PK-8 051 [BUILDING]						
Area: 163,678 SqFt						
Billing Period: Jun 2023						
ELECTRIC	60,600.00 kWh	206,767 KBtu	1.263 KBtu/SqFt	\$6,851.25	\$0.113 /kWh	\$0.042 /SqFt
NATURALGAS	295.00 CCF	30,385 KBtu	0.186 KBtu/SqFt	\$433.34	\$1.469 /CCF	\$0.003 /SqFt
SEWER	490.00 CCF			\$3,129.49	\$6.387 /CCF	\$0.019 /SqFt
WATER	932.00 CCF			\$7,134.29	\$7.655 /CCF	\$0.044 /SqFt
Totals:		237,152 KBtu	1.449 KBtu/SqFt	\$17,548.37		

Energy

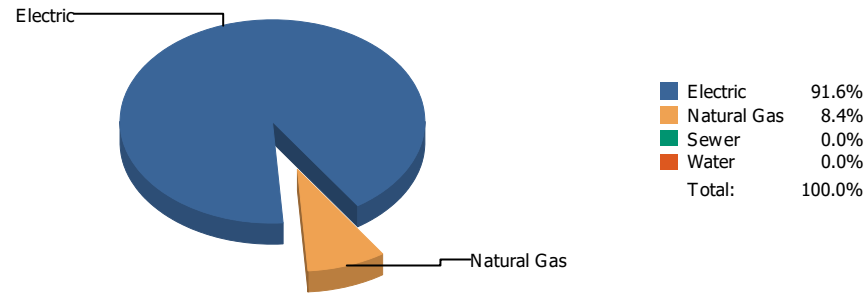


Cost

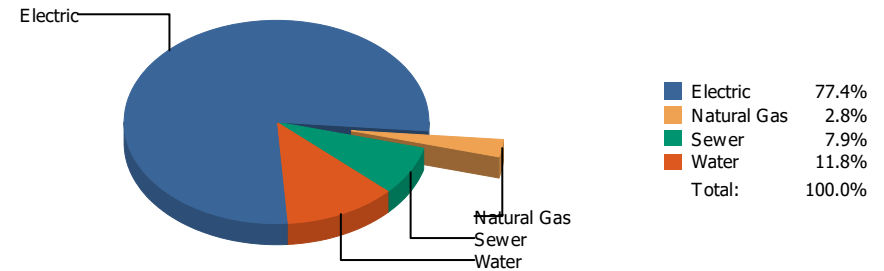


Commodity	Common Use	Energy Use	Energy Use / Area	Total Cost	Cost / Unit	Cost / Area
Place: [DOUGLASS] DOUGLASS 114 [BUILDING]						
Area: 86,903 SqFt						
Billing Period: Jun 2023						
ELECTRIC	26,765.00 kWh	91,322 KBtu	1.051 KBtu/SqFt	\$3,546.00	\$0.132 /kWh	\$0.041 /SqFt
NATURALGAS	125.00 CCF	12,875 KBtu	0.148 KBtu/SqFt	\$522.58	\$4.181 /CCF	\$0.006 /SqFt
SEWER	129.00 CCF			\$958.31	\$7.429 /CCF	\$0.011 /SqFt
WATER	1,766.00 CCF			\$16,427.08	\$9.302 /CCF	\$0.189 /SqFt
Totals:		104,197 KBtu	1.199 KBtu/SqFt	\$21,453.97		

Energy

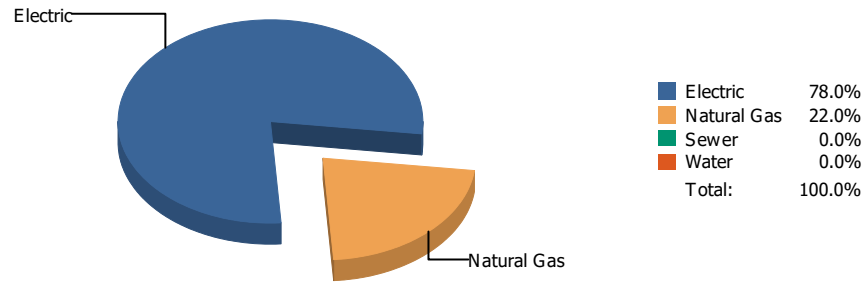


Cost

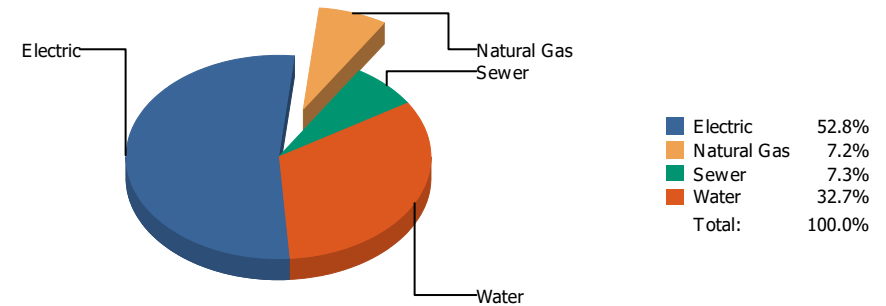


Commodity	Common Use	Energy Use	Energy Use / Area	Total Cost	Cost / Unit	Cost / Area
Place: [DRHORNEDOMIDDLESCHOOL_1] DR. HORNEDO MIDDLE SCHOOL 058 [BUILDING]						
Area: 184,871 SqFt						
Billing Period: Jun 2023						
ELECTRIC	102,400.00 kWh	349,389 KBtu	1.890 KBtu/SqFt	\$12,267.46	\$0.120 /kWh	\$0.066 /SqFt
NATURALGAS	311.00 CCF	32,033 KBtu	0.173 KBtu/SqFt	\$445.16	\$1.431 /CCF	\$0.002 /SqFt
SEWER	178.00 CCF			\$1,253.92	\$7.044 /CCF	\$0.007 /SqFt
WATER	355.00 CCF			\$1,877.05	\$5.287 /CCF	\$0.010 /SqFt
Totals:		381,422 KBtu	2.063 KBtu/SqFt	\$15,843.59		

Energy



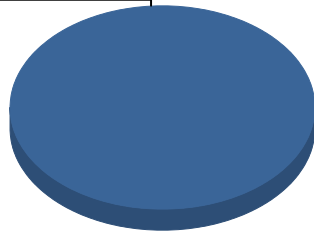
Cost



Commodity	Common Use	Energy Use	Energy Use / Area	Total Cost	Cost / Unit	Cost / Area
Place: [EL-PASO-HIGH] EL PASO HIGH 006 [BUILDING] Area: 236,062 SqFt Billing Period: Jun 2023						
ELECTRIC	163,403.00 kWh	557,531 KBtu	2.362 KBtu/SqFt	\$21,044.37	\$0.129 /kWh	\$0.089 /SqFt
NATURALGAS	1,530.00 CCF	157,590 KBtu	0.668 KBtu/SqFt	\$2,852.90	\$1.865 /CCF	\$0.012 /SqFt
SEWER	417.00 CCF			\$2,909.11	\$6.976 /CCF	\$0.012 /SqFt
WATER	2,119.00 CCF			\$13,025.78	\$6.147 /CCF	\$0.055 /SqFt
Totals:		715,121 KBtu	3.029 KBtu/SqFt	\$39,832.16		

Energy

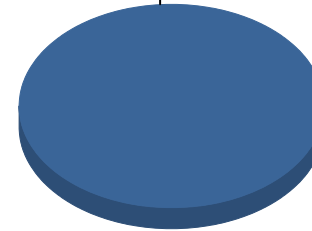
Electric



■ Electric 100.0%
Total: 100.0%

Cost

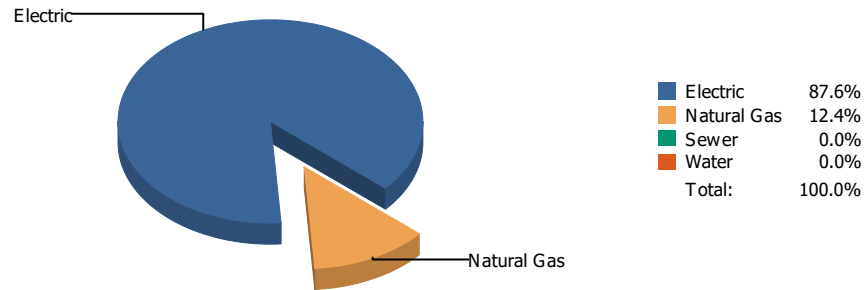
Electric



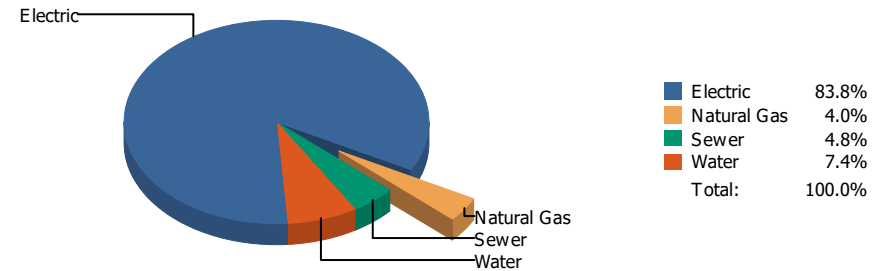
■ Electric 100.0%
Total: 100.0%

Commodity	Common Use	Energy Use	Energy Use / Area	Total Cost	Cost / Unit	Cost / Area
Place: [FANNIN] FANNIN 116 [BUILDING]						
Area: 73,291 SqFt						
Billing Period: Jun 2023						
ELECTRIC	1,990.00 kWh	6,790 KBtu	0.093 KBtu/SqFt	\$291.88	\$0.147 /kWh	\$0.004 /SqFt
Totals:		6,790 KBtu	0.093 KBtu/SqFt	\$291.88		

Energy

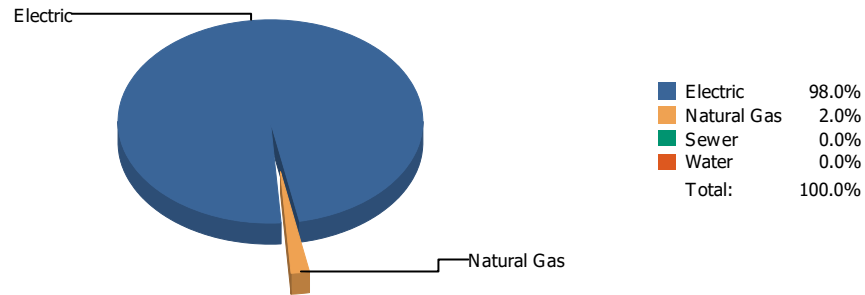


Cost

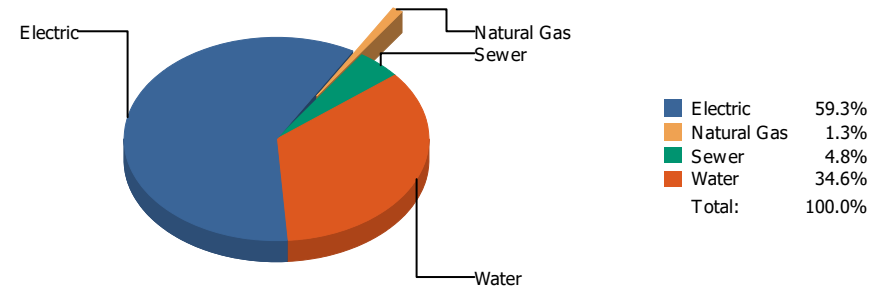


Commodity	Common Use	Energy Use	Energy Use / Area	Total Cost	Cost / Unit	Cost / Area
Place: [FRANKLIN] FRANKLIN HIGH SCHOOL 010 [BUILDING]						
Area: 329,377 SqFt						
Billing Period: Jun 2023						
ELECTRIC	194,741.00 kWh	664,456 KBtu	2.017 KBtu/SqFt	\$22,984.87	\$0.118 /kWh	\$0.070 /SqFt
NATURALGAS	914.00 CCF	94,142 KBtu	0.286 KBtu/SqFt	\$1,106.90	\$1.211 /CCF	\$0.003 /SqFt
SEWER	196.00 CCF			\$1,321.96	\$6.745 /CCF	\$0.004 /SqFt
WATER	397.00 CCF			\$2,025.65	\$5.102 /CCF	\$0.006 /SqFt
Totals:		758,598 KBtu	2.303 KBtu/SqFt	\$27,439.38		

Energy

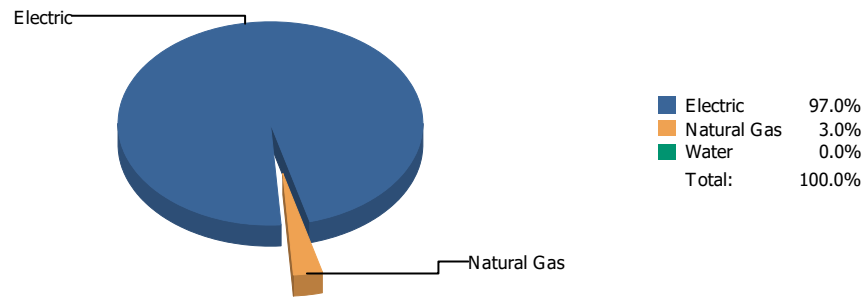


Cost

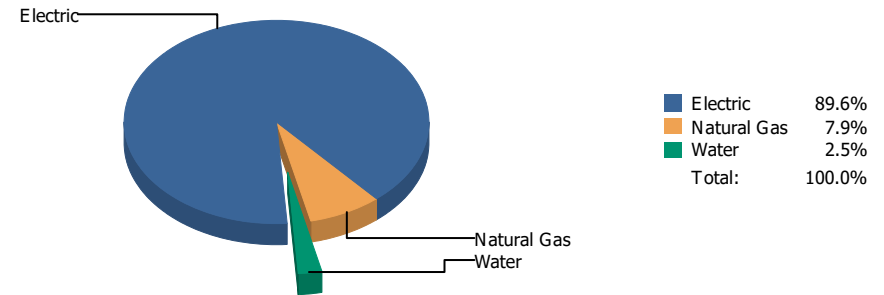


Commodity	Common Use	Energy Use	Energy Use / Area	Total Cost	Cost / Unit	Cost / Area
Place: [FRANKLIN9THGRADECENTER_2] FRANKLIN 9TH GRADE CENTER 053 [BUILDING]						
Area: 193,158 SqFt						
Billing Period: Jun 2023						
ELECTRIC	109,628.00 kWh	374,051 KBtu	1.937 KBtu/SqFt	\$12,456.24	\$0.114 /kWh	\$0.064 /SqFt
NATURALGAS	73.00 CCF	7,519 KBtu	0.039 KBtu/SqFt	\$269.05	\$3.686 /CCF	\$0.001 /SqFt
SEWER	112.00 CCF			\$1,004.44	\$8.968 /CCF	\$0.005 /SqFt
WATER	2,335.00 CCF			\$7,262.71	\$3.110 /CCF	\$0.038 /SqFt
Totals:		381,570 KBtu	1.975 KBtu/SqFt	\$20,992.44		

Energy

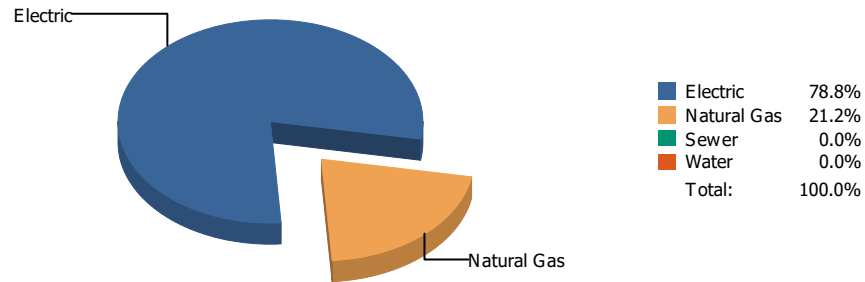


Cost

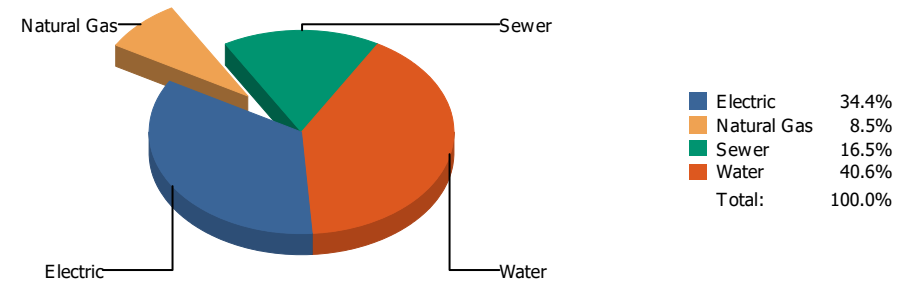


Commodity	Common Use	Energy Use	Energy Use / Area	Total Cost	Cost / Unit	Cost / Area
Place: [GAMBLE] JAMES GAMBLE WAREHOUSE [BUILDING]						
Area: 53,241 SqFt						
Billing Period: Jun 2023						
ELECTRIC	23,500.00 kWh	80,182 KBtu	1.506 KBtu/SqFt	\$2,632.75	\$0.112 /kWh	\$0.049 /SqFt
NATURALGAS	24.00 CCF	2,472 KBtu	0.046 KBtu/SqFt	\$233.22	\$9.718 /CCF	\$0.004 /SqFt
WATER	0.00 CCF			\$72.09	\$0.000 /CCF	\$0.001 /SqFt
Totals:		82,654 KBtu	1.552 KBtu/SqFt	\$2,938.06		

Energy



Cost



Commodity	Common Use	Energy Use	Energy Use / Area	Total Cost	Cost / Unit	Cost / Area
Place: [GREEN] GREEN ELEMENTARY SCHOOL 162 [BUILDING]						
Area: 88,156 SqFt						
Billing Period: Jun 2023						
ELECTRIC	22,500.00 kWh	76,770 KBtu	0.871 KBtu/SqFt	\$2,353.60	\$0.105 /kWh	\$0.027 /SqFt
NATURALGAS	200.00 CCF	20,600 KBtu	0.234 KBtu/SqFt	\$578.45	\$2.892 /CCF	\$0.007 /SqFt
SEWER	99.00 CCF			\$1,125.99	\$11.374 /CCF	\$0.013 /SqFt
WATER	450.00 CCF			\$2,778.56	\$6.175 /CCF	\$0.031 /SqFt
Totals:		97,370 KBtu	1.105 KBtu/SqFt	\$6,836.60		

Energy

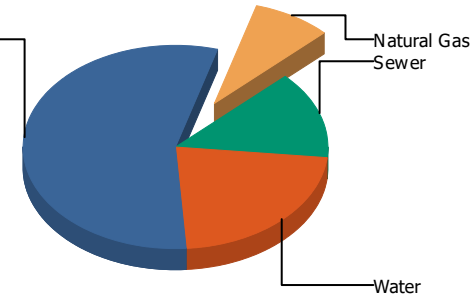
Electric



Electric	100.0%
Natural Gas	0.0%
Sewer	0.0%
Water	0.0%
Total:	100.0%

Cost

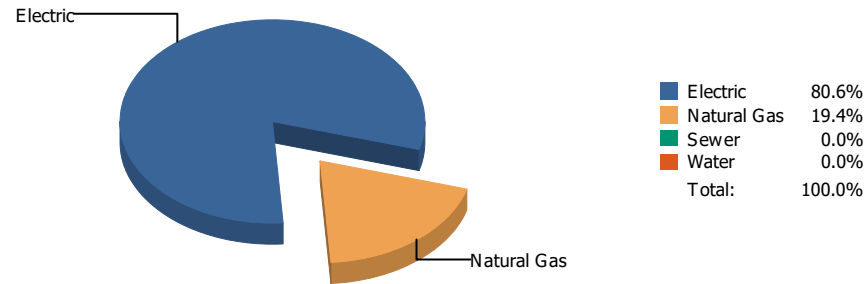
Electric



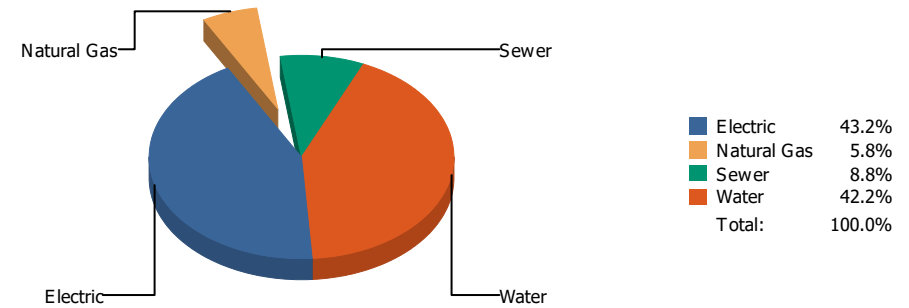
Electric	55.6%
Natural Gas	8.2%
Sewer	13.9%
Water	22.3%
Total:	100.0%

Commodity	Common Use	Energy Use	Energy Use / Area	Total Cost	Cost / Unit	Cost / Area
Place: [GUERRERO] ROSA GUERRERO ELEMENTARY 163 [BUILDING]						
Area: 88,641 SqFt						
Billing Period: Jun 2023						
ELECTRIC	29,440.00 kWh	100,449 KBtu	1.133 KBtu/SqFt	\$2,910.90	\$0.099 /kWh	\$0.033 /SqFt
NATURALGAS	0.00 CCF	0 KBtu	0.000 KBtu/SqFt	\$430.08	\$0.000 /CCF	\$0.005 /SqFt
SEWER	48.00 CCF			\$729.40	\$15.196 /CCF	\$0.008 /SqFt
WATER	199.00 CCF			\$1,169.55	\$5.877 /CCF	\$0.013 /SqFt
Totals:		100,449 KBtu	1.133 KBtu/SqFt	\$5,239.93		

Energy

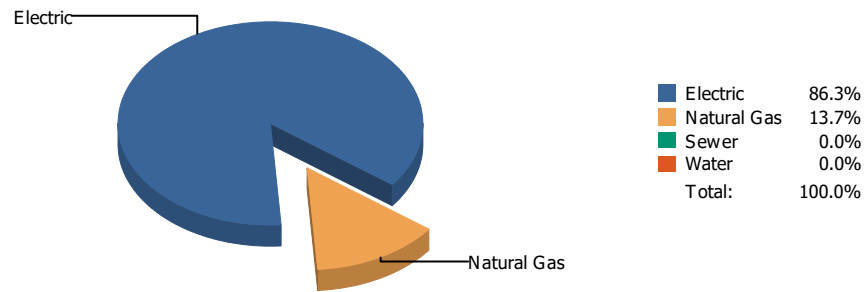


Cost

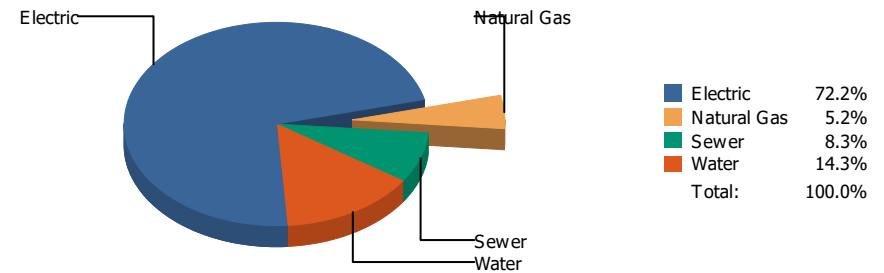


Commodity	Common Use	Energy Use	Energy Use / Area	Total Cost	Cost / Unit	Cost / Area
Place: [GUILLEN] GUILLEN 044 [BUILDING]						
Area: 223,773 SqFt						
Billing Period: Jun 2023						
ELECTRIC	55,268.00 kWh	188,574 KBtu	0.843 KBtu/SqFt	\$5,618.40	\$0.102 /kWh	\$0.025 /SqFt
NATURALGAS	440.00 CCF	45,320 KBtu	0.203 KBtu/SqFt	\$755.68	\$1.717 /CCF	\$0.003 /SqFt
SEWER	158.00 CCF			\$1,145.20	\$7.248 /CCF	\$0.005 /SqFt
WATER	1,012.00 CCF			\$5,497.64	\$5.432 /CCF	\$0.024 /SqFt
Totals:		233,894 KBtu	1.045 KBtu/SqFt	\$13,016.92		

Energy

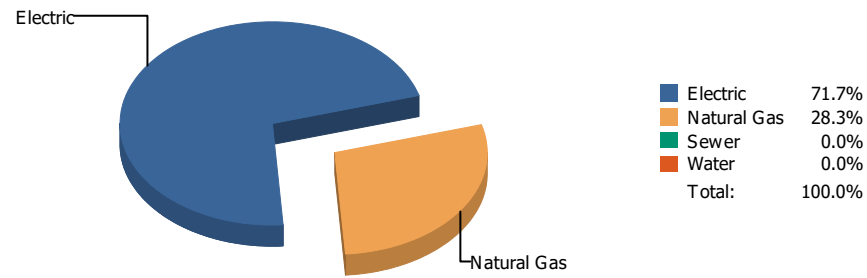


Cost

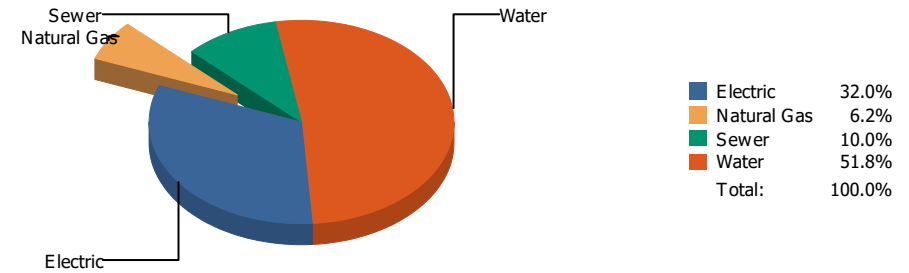


Commodity	Common Use	Energy Use	Energy Use / Area	Total Cost	Cost / Unit	Cost / Area
Place: [HART] HART 118 [BUILDING] Area: 63,357 SqFt Billing Period: Jun 2023						
ELECTRIC	50,760.00 kWh	173,193 KBtu	2.734 KBtu/SqFt	\$5,776.96	\$0.114 /kWh	\$0.091 /SqFt
NATURALGAS	268.00 CCF	27,604 KBtu	0.436 KBtu/SqFt	\$413.88	\$1.544 /CCF	\$0.007 /SqFt
SEWER	76.00 CCF			\$664.55	\$8.744 /CCF	\$0.010 /SqFt
WATER	188.00 CCF			\$1,145.60	\$6.094 /CCF	\$0.018 /SqFt
Totals:		200,797 KBtu	3.169 KBtu/SqFt	\$8,000.99		

Energy



Cost



Commodity	Common Use	Energy Use	Energy Use / Area	Total Cost	Cost / Unit	Cost / Area
Place: [HAWKINS] HAWKINS 119 [BUILDING] Area: 57,207 SqFt Billing Period: Jun 2023						
ELECTRIC	20,946.00 kWh	71,468 KBtu	1.249 KBtu/SqFt	\$2,144.55	\$0.102 /kWh	\$0.037 /SqFt
NATURALGAS	274.00 CCF	28,222 KBtu	0.493 KBtu/SqFt	\$417.92	\$1.525 /CCF	\$0.007 /SqFt
SEWER	87.00 CCF			\$670.24	\$7.704 /CCF	\$0.012 /SqFt
WATER	458.00 CCF			\$3,472.28	\$7.581 /CCF	\$0.061 /SqFt
Totals:		99,690 KBtu	1.743 KBtu/SqFt	\$6,704.99		

Energy

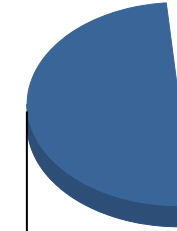
Electric



■ Electric 100.0%
 ■ Natural Gas 0.0%
 Total: 100.0%

Cost

Electric



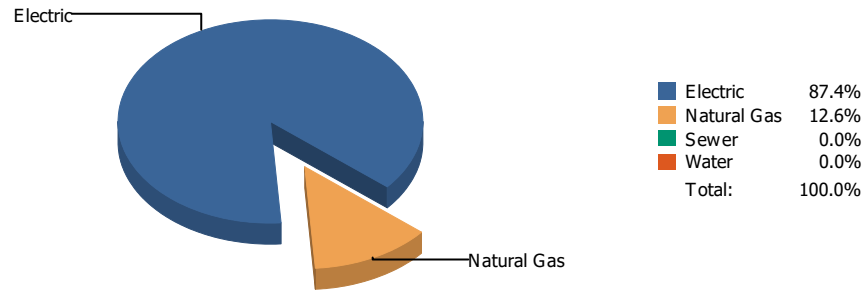
Natural Gas



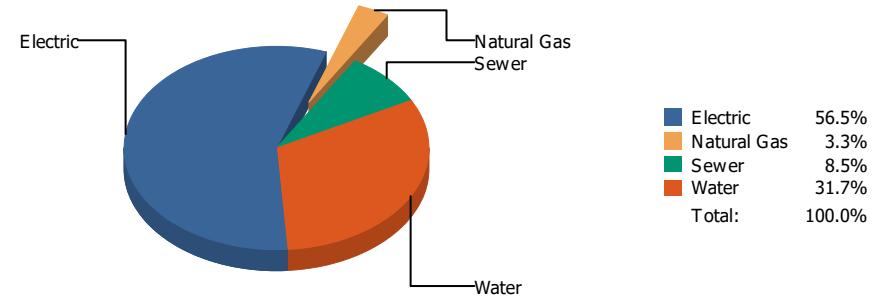
■ Electric 49.6%
 ■ Natural Gas 50.4%
 Total: 100.0%

Commodity	Common Use	Energy Use	Energy Use / Area	Total Cost	Cost / Unit	Cost / Area
Place: [HERCULES] HERCULES COTTAGES Lafarelle 141A [BUILDING]						
Area: 10,160 SqFt						
Billing Period: Jun 2023						
ELECTRIC	162.00 kWh	553 KBtu	0.054 KBtu/SqFt	\$211.87	\$1.308 /kWh	\$0.021 /SqFt
NATURALGAS	0.00 CCF	0 KBtu	0.000 KBtu/SqFt	\$215.04	\$0.000 /CCF	\$0.021 /SqFt
Totals:		553 KBtu	0.054 KBtu/SqFt	\$426.91		

Energy



Cost



Commodity	Common Use	Energy Use	Energy Use / Area	Total Cost	Cost / Unit	Cost / Area
Place: [HERRERA_1] HERRERA ELEMENTARY 174 [BUILDING]						
Area: 86,275 SqFt						
Billing Period: Jun 2023						
ELECTRIC	58,000.00 kWh	197,896 KBtu	2.294 KBtu/SqFt	\$7,118.32	\$0.123 /kWh	\$0.083 /SqFt
NATURALGAS	278.00 CCF	28,634 KBtu	0.332 KBtu/SqFt	\$420.76	\$1.514 /CCF	\$0.005 /SqFt
SEWER	130.00 CCF			\$1,072.48	\$8.250 /CCF	\$0.012 /SqFt
WATER	564.00 CCF			\$3,997.98	\$7.089 /CCF	\$0.046 /SqFt
Totals:		226,530 KBtu	2.626 KBtu/SqFt	\$12,609.54		

Energy

Electric



■ Electric 100.0%
Total: 100.0%

Cost

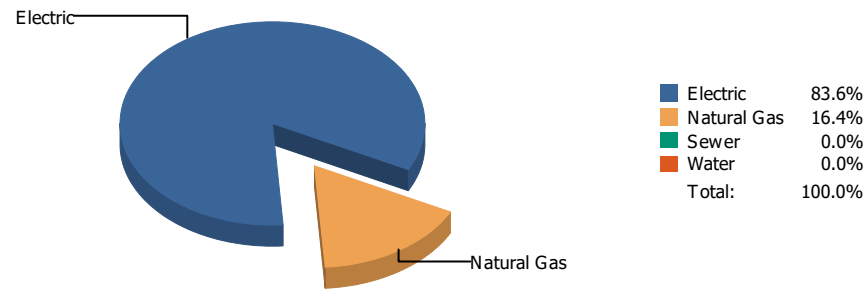
Electric



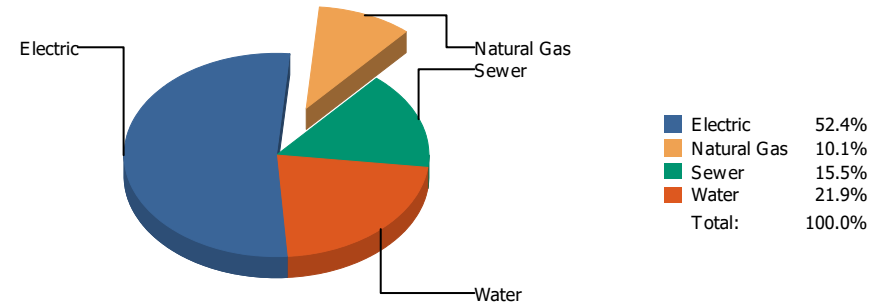
■ Electric 100.0%
Total: 100.0%

Commodity	Common Use	Energy Use	Energy Use / Area	Total Cost	Cost / Unit	Cost / Area
Place: [HIGHLAND] HIGHLAND/ANNEX 120 [BUILDING]						
Area: 33,705 SqFt						
Billing Period: Jun 2023						
ELECTRIC	30,560.00 kWh	104,271 KBtu	3.094 KBtu/SqFt	\$2,030.37	\$0.066 /kWh	\$0.060 /SqFt
Totals:		104,271 KBtu	3.094 KBtu/SqFt	\$2,030.37		

Energy

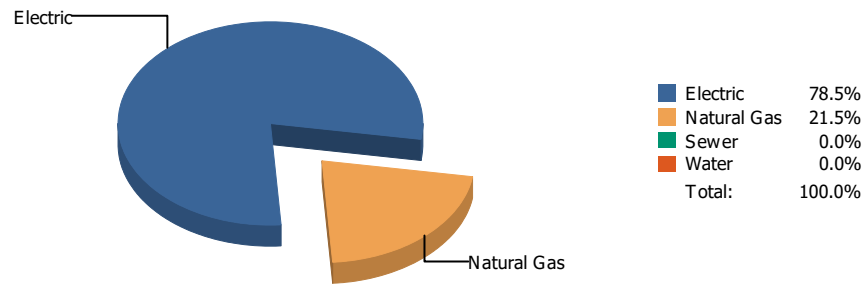


Cost

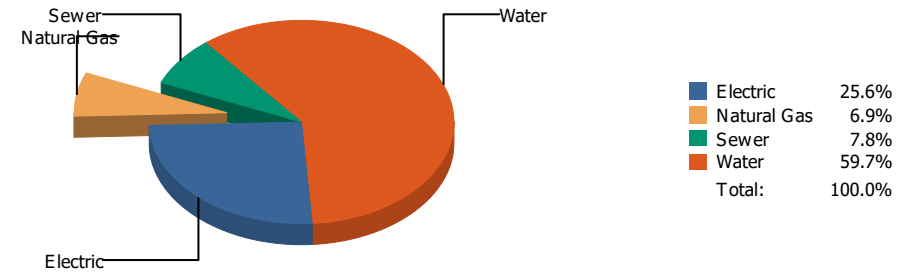


Commodity	Common Use	Energy Use	Energy Use / Area	Total Cost	Cost / Unit	Cost / Area
Place: [HILLSIDE] HILLSIDE 121 [BUILDING] Area: 80,656 SqFt Billing Period: Jun 2023						
ELECTRIC	35,509.00 kWh	121,157 KBtu	1.502 KBtu/SqFt	\$4,215.55	\$0.119 /kWh	\$0.052 /SqFt
NATURALGAS	231.00 CCF	23,793 KBtu	0.295 KBtu/SqFt	\$816.27	\$3.534 /CCF	\$0.010 /SqFt
SEWER	185.00 CCF			\$1,247.26	\$6.742 /CCF	\$0.015 /SqFt
WATER	370.00 CCF			\$1,765.16	\$4.771 /CCF	\$0.022 /SqFt
Totals:		144,950 KBtu	1.797 KBtu/SqFt	\$8,044.24		

Energy

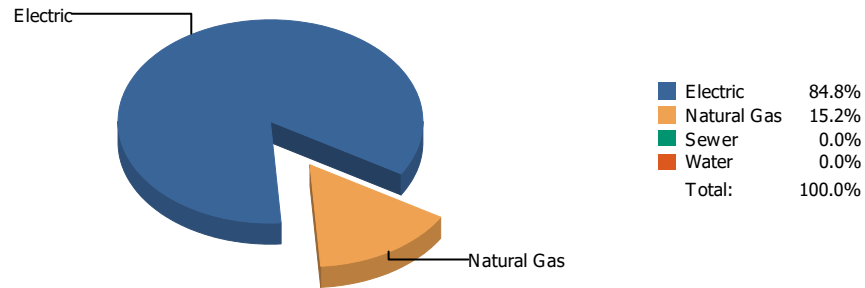


Cost

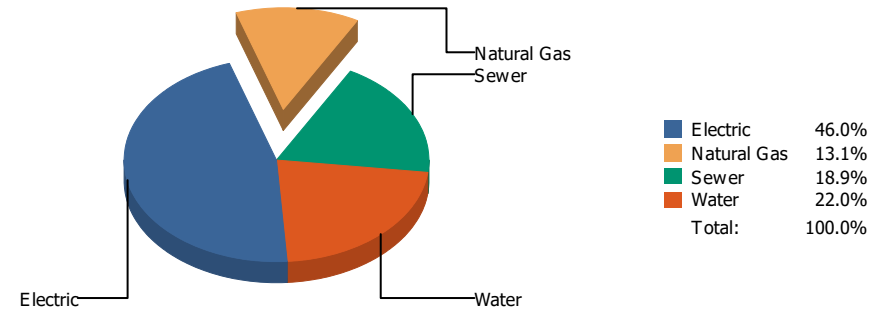


Commodity	Common Use	Energy Use	Energy Use / Area	Total Cost	Cost / Unit	Cost / Area
Place: [HOUSTON] HOUSTON 122 [BUILDING]						
Area: 84,178 SqFt						
Billing Period: Jun 2023						
ELECTRIC	19,440.00 kWh	66,329 KBtu	0.788 KBtu/SqFt	\$2,084.90	\$0.107 /kWh	\$0.025 /SqFt
NATURALGAS	176.00 CCF	18,128 KBtu	0.215 KBtu/SqFt	\$560.31	\$3.184 /CCF	\$0.007 /SqFt
SEWER	23.00 CCF			\$634.90	\$27.604 /CCF	\$0.008 /SqFt
WATER	869.00 CCF			\$4,858.45	\$5.591 /CCF	\$0.058 /SqFt
Totals:		84,457 KBtu	1.003 KBtu/SqFt	\$8,138.56		

Energy

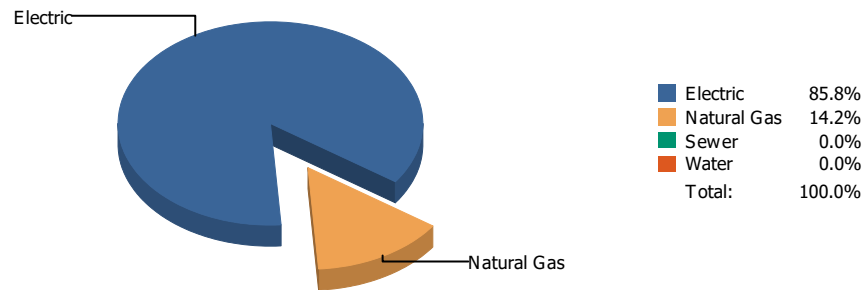


Cost

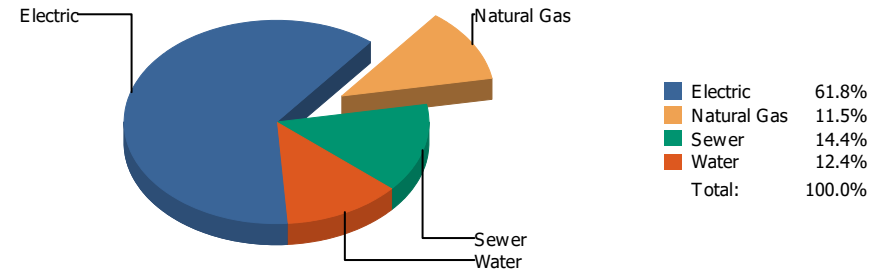


Commodity	Common Use	Energy Use	Energy Use / Area	Total Cost	Cost / Unit	Cost / Area
Place: [HUGHEY] HUGHEY 123 [BUILDING] Area: 74,815 SqFt Billing Period: Jun 2023						
ELECTRIC	25,134.00 kWh	85,757 KBtu	1.146 KBtu/SqFt	\$2,938.79	\$0.117 /kWh	\$0.039 /SqFt
NATURALGAS	149.00 CCF	15,347 KBtu	0.205 KBtu/SqFt	\$836.57	\$5.615 /CCF	\$0.011 /SqFt
SEWER	134.00 CCF			\$1,210.05	\$9.030 /CCF	\$0.016 /SqFt
WATER	216.00 CCF			\$1,403.34	\$6.497 /CCF	\$0.019 /SqFt
Totals:		101,104 KBtu	1.351 KBtu/SqFt	\$6,388.75		

Energy

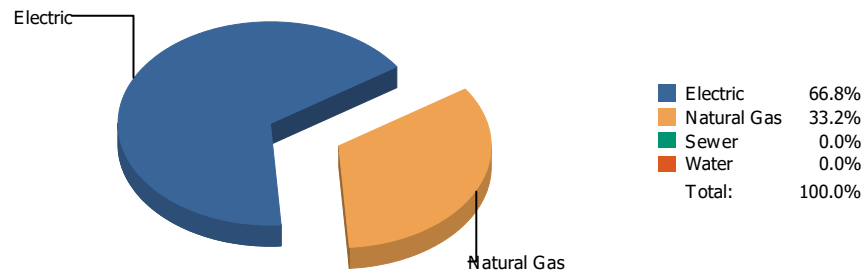


Cost

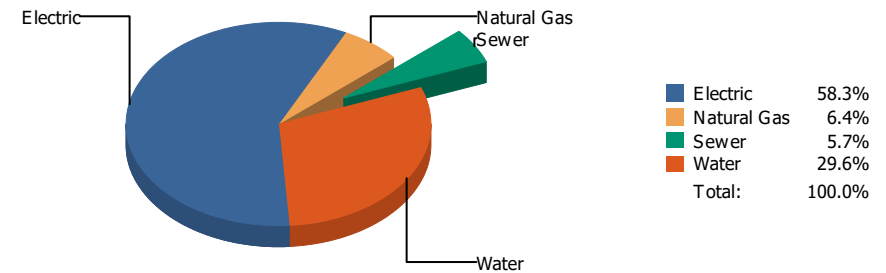


Commodity	Common Use	Energy Use	Energy Use / Area	Total Cost	Cost / Unit	Cost / Area
Place: [IRVIN] IRVIN 008 [BUILDING]						
Area: 303,804 SqFt						
Billing Period: Jun 2023						
ELECTRIC	118,213.00 kWh	403,343 KBtu	1.328 KBtu/SqFt	\$14,168.52	\$0.120 /kWh	\$0.046 /SqFt
NATURALGAS	648.00 CCF	66,744 KBtu	0.220 KBtu/SqFt	\$2,630.76	\$4.060 /CCF	\$0.008 /SqFt
SEWER	772.00 CCF			\$3,295.43	\$4.269 /CCF	\$0.011 /SqFt
WATER	390.00 CCF			\$2,837.47	\$7.276 /CCF	\$0.009 /SqFt
Totals:		470,087 KBtu	1.547 KBtu/SqFt	\$22,932.18		

Energy

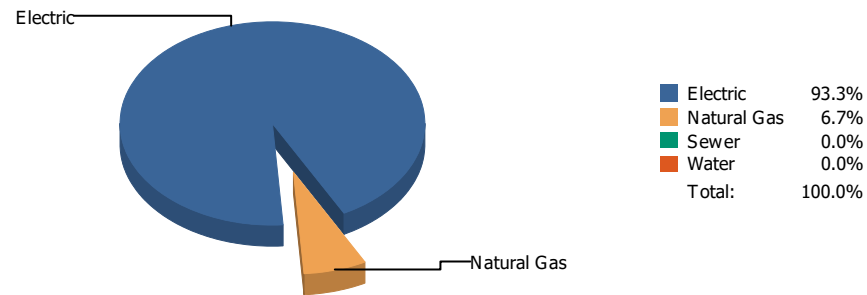


Cost

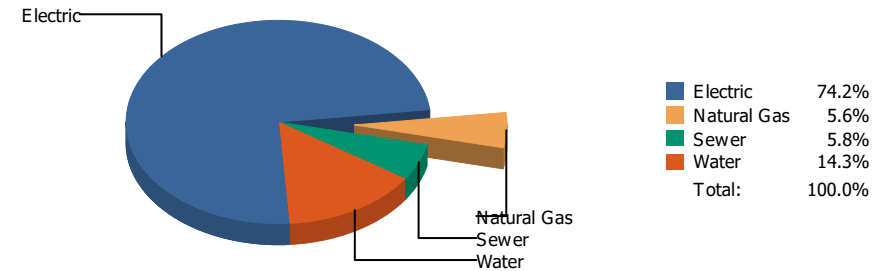


Commodity	Common Use	Energy Use	Energy Use / Area	Total Cost	Cost / Unit	Cost / Area
Place: [J_V_TINAJERO] J. V. TINAJERO 000 [ORGANIZATION]						
* Area Missing						
Billing Period: Jun 2023						
ELECTRIC	93,798.00 kWh	320,039 KBtu		\$10,820.40	\$0.115 /kWh	
NATURALGAS	1,545.00 CCF	159,135 KBtu		\$1,182.93	\$0.766 /CCF	
SEWER	80.00 CCF			\$1,054.17	\$13.177 /CCF	
WATER	912.00 CCF			\$5,500.71	\$6.031 /CCF	
Totals:		479,174 KBtu		\$18,558.21		

Energy

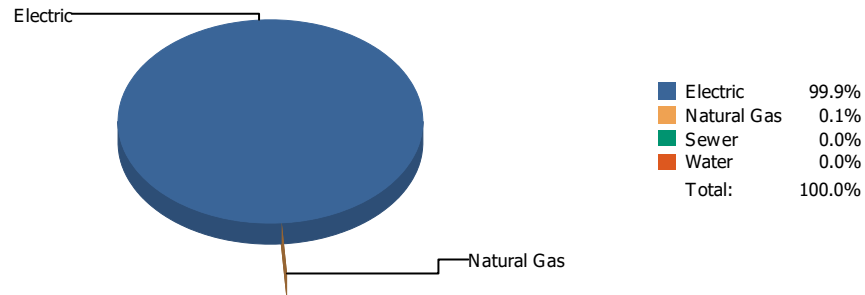


Cost

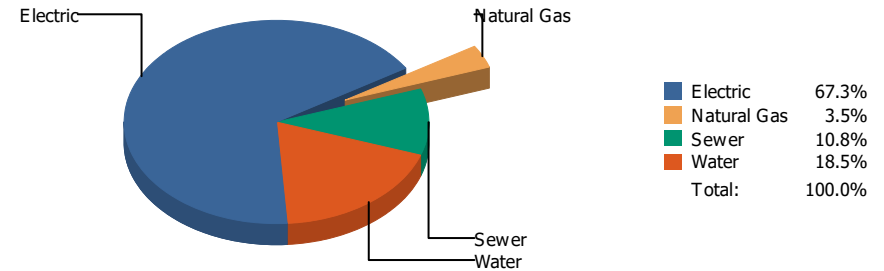


Commodity	Common Use	Energy Use	Energy Use / Area	Total Cost	Cost / Unit	Cost / Area
Place: [JEFFERSN] JEFFERSON 009 [BUILDING]						
Area: 257,708 SqFt						
Billing Period: Jun 2023						
ELECTRIC	153,511.00 kWh	523,780 KBtu	2.032 KBtu/SqFt	\$17,689.59	\$0.115 /kWh	\$0.068 /SqFt
NATURALGAS	363.00 CCF	37,389 KBtu	0.145 KBtu/SqFt	\$1,345.72	\$3.707 /CCF	\$0.005 /SqFt
SEWER	180.00 CCF			\$1,390.87	\$7.727 /CCF	\$0.005 /SqFt
WATER	586.00 CCF			\$3,415.79	\$5.829 /CCF	\$0.013 /SqFt
Totals:		561,169 KBtu	2.178 KBtu/SqFt	\$23,841.97		

Energy

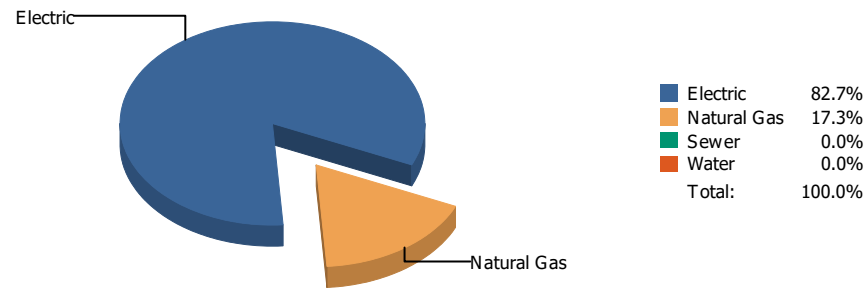


Cost

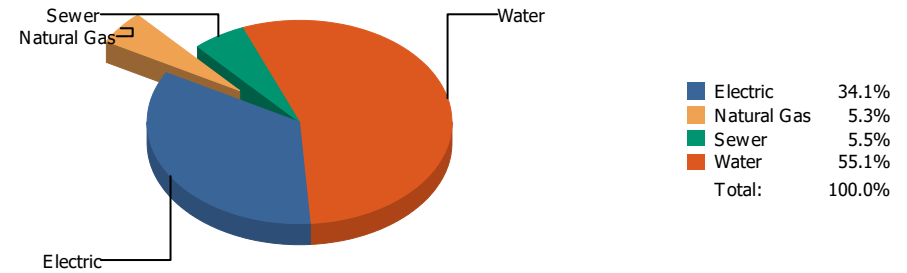


Commodity	Common Use	Energy Use	Energy Use / Area	Total Cost	Cost / Unit	Cost / Area
Place: [JOHNSON] L.B. JOHNSON 155 [BUILDING]						
Area: 87,993 SqFt						
Billing Period: Jun 2023						
ELECTRIC	32,750.00 kWh	111,743 KBtu	1.270 KBtu/SqFt	\$4,203.64	\$0.128 /kWh	\$0.048 /SqFt
NATURALGAS	1.00 CCF	103 KBtu	0.001 KBtu/SqFt	\$215.78	\$215.780 /CCF	\$0.002 /SqFt
SEWER	78.00 CCF			\$672.11	\$8.617 /CCF	\$0.008 /SqFt
WATER	298.00 CCF			\$1,156.14	\$3.880 /CCF	\$0.013 /SqFt
Totals:		111,846 KBtu	1.271 KBtu/SqFt	\$6,247.67		

Energy

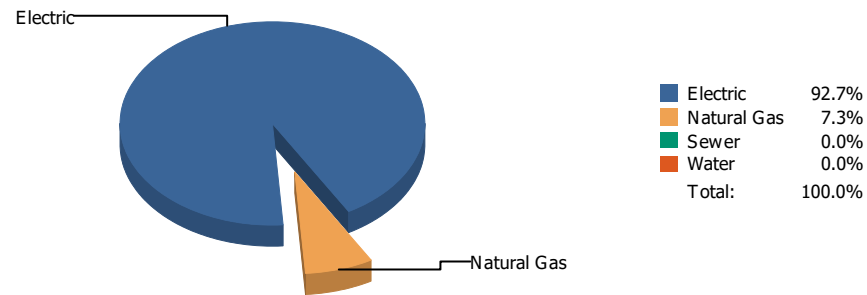


Cost

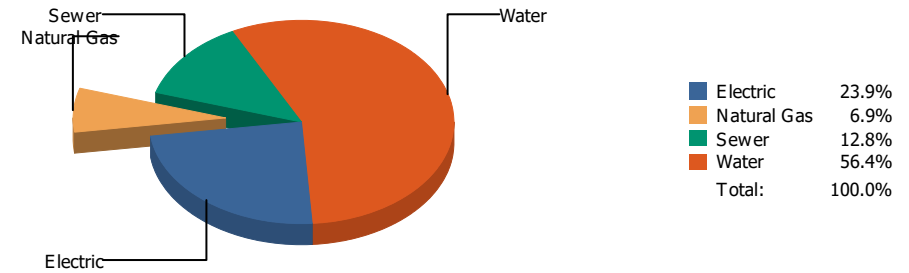


Commodity	Common Use	Energy Use	Energy Use / Area	Total Cost	Cost / Unit	Cost / Area
Place: [KOHLBERG] KOHLBERG ELEMENTARY [BUILDING]						
Area: 99,884 SqFt						
Billing Period: Jun 2023						
ELECTRIC	31,640.00 kWh	107,956 KBtu	1.081 KBtu/SqFt	\$3,818.10	\$0.121 /kWh	\$0.038 /SqFt
NATURALGAS	219.00 CCF	22,557 KBtu	0.226 KBtu/SqFt	\$592.14	\$2.704 /CCF	\$0.006 /SqFt
SEWER	28.00 CCF			\$618.76	\$22.099 /CCF	\$0.006 /SqFt
WATER	687.00 CCF			\$6,169.44	\$8.980 /CCF	\$0.062 /SqFt
Totals:		130,513 KBtu	1.307 KBtu/SqFt	\$11,198.44		

Energy



Cost

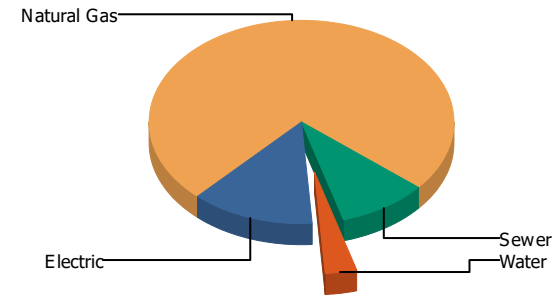


Commodity	Common Use	Energy Use	Energy Use / Area	Total Cost	Cost / Unit	Cost / Area
Place: [LAMAR] LAMAR 125 [BUILDING] Area: 76,252 SqFt Billing Period: Jun 2023						
ELECTRIC	24,600.00 kWh	83,935 KBtu	1.101 KBtu/SqFt	\$2,383.47	\$0.097 /kWh	\$0.031 /SqFt
NATURALGAS	64.00 CCF	6,592 KBtu	0.086 KBtu/SqFt	\$692.49	\$10.820 /CCF	\$0.009 /SqFt
SEWER	92.00 CCF			\$1,272.99	\$13.837 /CCF	\$0.017 /SqFt
WATER	734.00 CCF			\$5,620.20	\$7.657 /CCF	\$0.074 /SqFt
Totals:		90,527 KBtu	1.187 KBtu/SqFt	\$9,969.15		

Energy

Cost

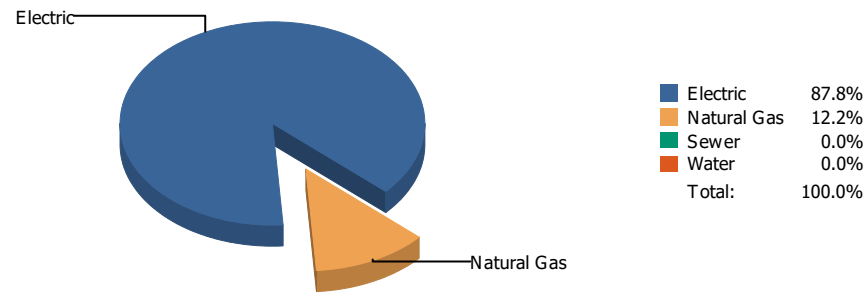
Electric	0.0%
Natural Gas	0.0%
Sewer	0.0%
Water	0.0%
Total:	100.0%



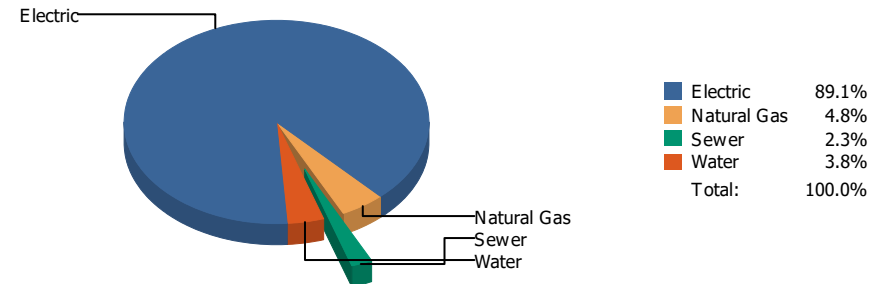
Electric	13.0%
Natural Gas	74.2%
Sewer	9.6%
Water	3.3%
Total:	100.0%

Commodity	Common Use	Energy Use	Energy Use / Area	Total Cost	Cost / Unit	Cost / Area
Place: [LIVE-MAT] LIVE MATERIAL CENTER 929 [BUILDING]						
Area: 2,483 SqFt						
Billing Period: Jun 2023						
ELECTRIC	0.00 kWh	0 KBtu	0.000 KBtu/SqFt	\$75.24	\$0.000 /kWh	\$0.030 /SqFt
NATURALGAS	0.00 CCF	0 KBtu	0.000 KBtu/SqFt	\$430.08	\$0.000 /CCF	\$0.173 /SqFt
SEWER	0.00 CCF			\$55.42	\$0.000 /CCF	\$0.022 /SqFt
WATER	0.00 CCF			\$18.96	\$0.000 /CCF	\$0.008 /SqFt
Totals:		0 KBtu	0.000 KBtu/SqFt	\$579.70		

Energy

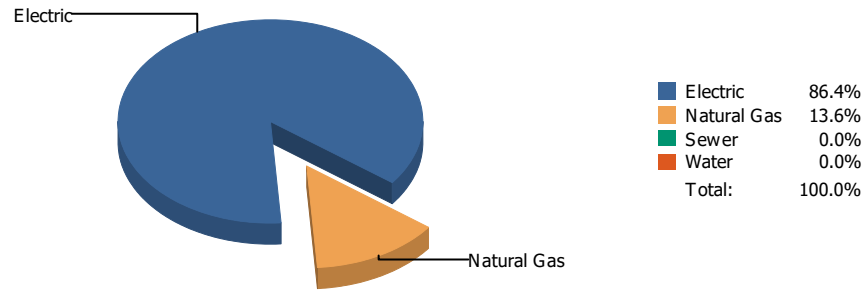


Cost

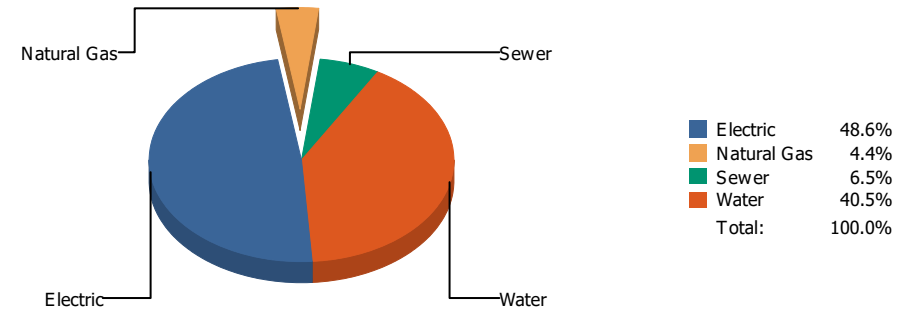


Commodity	Common Use	Energy Use	Energy Use / Area	Total Cost	Cost / Unit	Cost / Area
Place: [LOGAN] LOGAN 128 [BUILDING] Area: 72,248 SqFt Billing Period: Jun 2023						
ELECTRIC	60,800.00 kWh	207,450 KBtu	2.871 KBtu/SqFt	\$7,850.79	\$0.129 /kWh	\$0.109 /SqFt
NATURALGAS	281.00 CCF	28,943 KBtu	0.401 KBtu/SqFt	\$422.99	\$1.505 /CCF	\$0.006 /SqFt
SEWER	9.00 CCF			\$204.71	\$22.746 /CCF	\$0.003 /SqFt
WATER	59.00 CCF			\$332.43	\$5.634 /CCF	\$0.005 /SqFt
Totals:		236,393 KBtu	3.272 KBtu/SqFt	\$8,810.92		

Energy

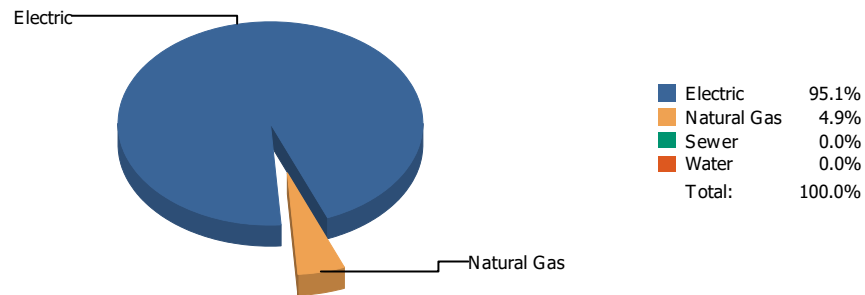


Cost

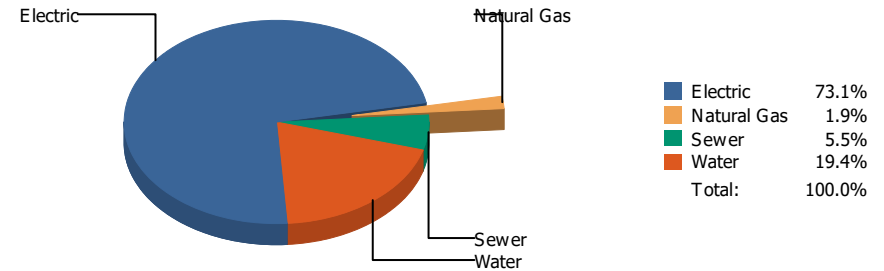


Commodity	Common Use	Energy Use	Energy Use / Area	Total Cost	Cost / Unit	Cost / Area
Place: [LUNDY_2] LUNDY 177 [BUILDING]						
Area: 112,731 SqFt						
Billing Period: Jun 2023						
ELECTRIC	63,600.00 kWh	217,003 KBtu	1.925 KBtu/SqFt	\$7,499.55	\$0.118 /kWh	\$0.067 /SqFt
NATURALGAS	332.00 CCF	34,196 KBtu	0.303 KBtu/SqFt	\$675.77	\$2.035 /CCF	\$0.006 /SqFt
SEWER	113.00 CCF			\$1,008.22	\$8.922 /CCF	\$0.009 /SqFt
WATER	855.00 CCF			\$6,241.49	\$7.300 /CCF	\$0.055 /SqFt
Totals:		251,199 KBtu	2.228 KBtu/SqFt	\$15,425.03		

Energy



Cost



Commodity	Common Use	Energy Use	Energy Use / Area	Total Cost	Cost / Unit	Cost / Area
Place: [MAC] MACARTHUR 129 [BUILDING]						
Area: 143,341 SqFt						
Billing Period: Jun 2023						
ELECTRIC	112,000.00 kWh	382,144 KBtu	2.666 KBtu/SqFt	\$13,641.66	\$0.122 /kWh	\$0.095 /SqFt
NATURALGAS	191.00 CCF	19,673 KBtu	0.137 KBtu/SqFt	\$356.37	\$1.866 /CCF	\$0.002 /SqFt
SEWER	174.00 CCF			\$1,034.99	\$5.948 /CCF	\$0.007 /SqFt
WATER	578.00 CCF			\$3,617.38	\$6.258 /CCF	\$0.025 /SqFt
Totals:		401,817 KBtu	2.803 KBtu/SqFt	\$18,650.40		

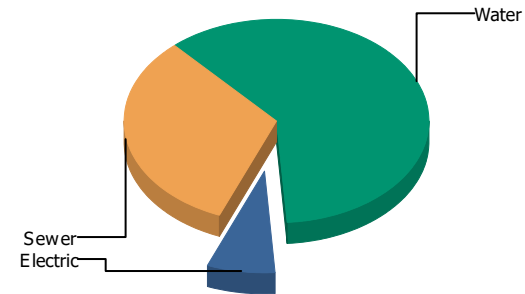
Energy

Electric



Electric 100.0%
 Sewer 0.0%
 Water 0.0%
 Total: 100.0%

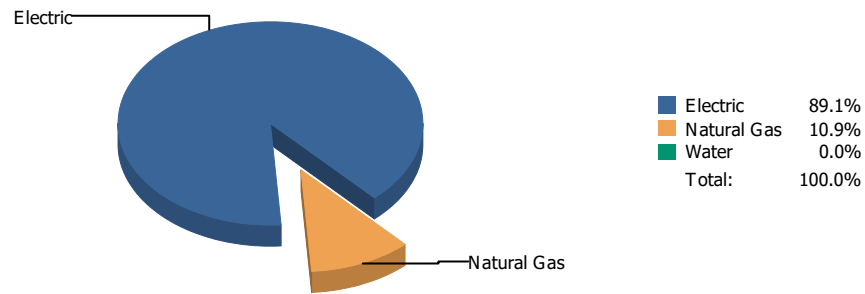
Cost



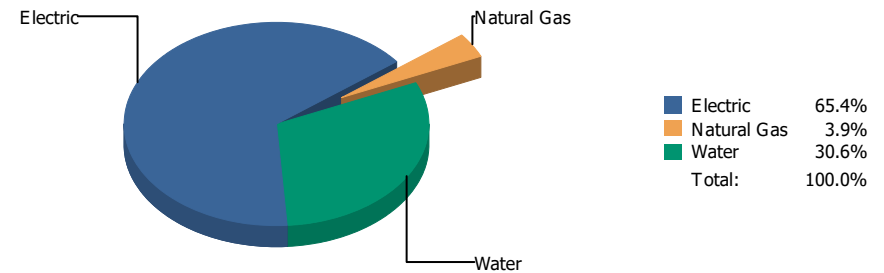
Electric 7.3%
 Sewer 32.1%
 Water 60.6%
 Total: 100.0%

Commodity	Common Use	Energy Use	Energy Use / Area	Total Cost	Cost / Unit	Cost / Area
Place: [MAGOFFIN] MAGOFFIN CUSTODIAL 047 [BUILDING]						
Area: 76,378 SqFt						
Billing Period: Jun 2023						
ELECTRIC	1,039.00 kWh	3,545 KBtu	0.046 KBtu/SqFt	\$136.77	\$0.132 /kWh	\$0.002 /SqFt
SEWER	6.00 CCF			\$603.76	\$100.627 /CCF	\$0.008 /SqFt
WATER	72.00 CCF			\$1,140.34	\$15.838 /CCF	\$0.015 /SqFt
Totals:		3,545 KBtu	0.046 KBtu/SqFt	\$1,880.87		

Energy

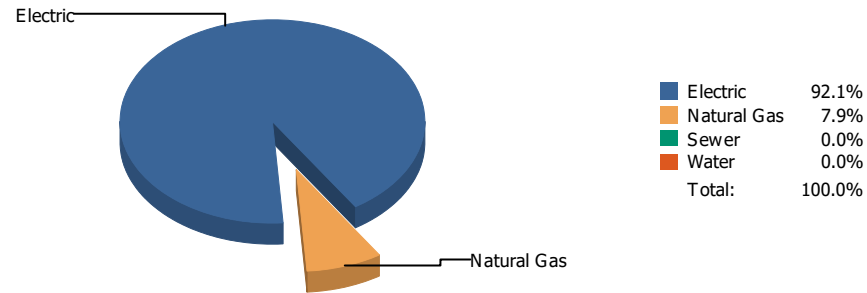


Cost

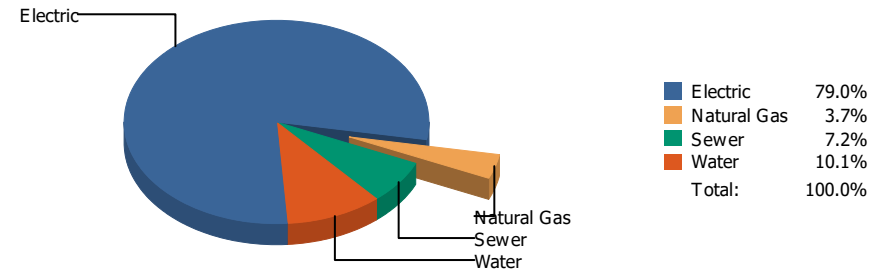


Commodity	Common Use	Energy Use	Energy Use / Area	Total Cost	Cost / Unit	Cost / Area
Place: [MAGOFFINNEWMIDDLESCHOOL] MAGOFFIN MIDDLE SCHOOL [BUILDING]						
Area: 116,136 SqFt						
Billing Period: Jun 2023						
ELECTRIC	94,700.00 kWh	323,116 KBtu	2.782 KBtu/SqFt	\$11,954.05	\$0.126 /kWh	\$0.103 /SqFt
NATURALGAS	385.00 CCF	39,655 KBtu	0.341 KBtu/SqFt	\$714.99	\$1.857 /CCF	\$0.006 /SqFt
WATER	705.00 CCF			\$5,596.68	\$7.939 /CCF	\$0.048 /SqFt
Totals:		362,771 KBtu	3.124 KBtu/SqFt	\$18,265.72		

Energy

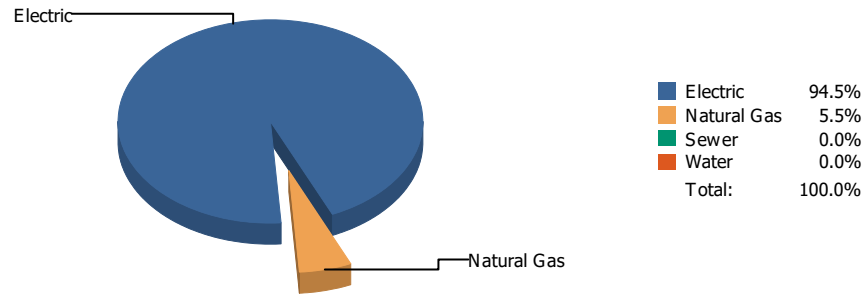


Cost

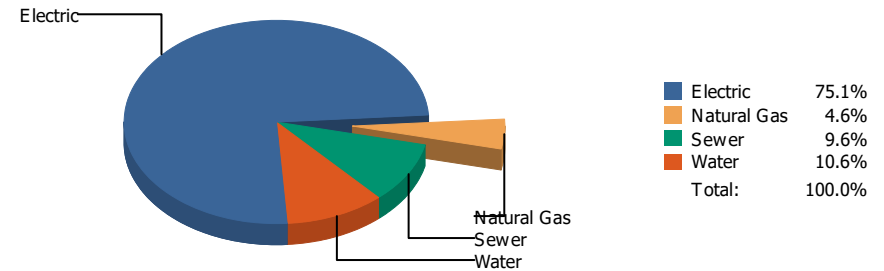


Commodity	Common Use	Energy Use	Energy Use / Area	Total Cost	Cost / Unit	Cost / Area
Place: [MAXINE] MAXINE SILVA HEALTH MAGNET 011 [BUILDING]						
Area: 80,909 SqFt						
Billing Period: Jun 2023						
ELECTRIC	58,800.00 kWh	200,626 KBtu	2.480 KBtu/SqFt	\$7,329.27	\$0.125 /kWh	\$0.091 /SqFt
NATURALGAS	168.00 CCF	17,304 KBtu	0.214 KBtu/SqFt	\$339.37	\$2.020 /CCF	\$0.004 /SqFt
SEWER	76.00 CCF			\$664.55	\$8.744 /CCF	\$0.008 /SqFt
WATER	164.00 CCF			\$941.10	\$5.738 /CCF	\$0.012 /SqFt
Totals:		217,930 KBtu	2.694 KBtu/SqFt	\$9,274.29		

Energy



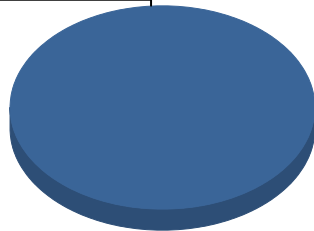
Cost



Commodity	Common Use	Energy Use	Energy Use / Area	Total Cost	Cost / Unit	Cost / Area
Place: [MESITA] MESITA 130 [BUILDING]						
Area: 100,583 SqFt						
Billing Period: Jun 2023						
ELECTRIC	70,800.00 kWh	241,570 KBtu	2.402 KBtu/SqFt	\$8,588.41	\$0.121 /kWh	\$0.085 /SqFt
NATURALGAS	137.00 CCF	14,111 KBtu	0.140 KBtu/SqFt	\$531.46	\$3.879 /CCF	\$0.005 /SqFt
SEWER	138.00 CCF			\$1,102.72	\$7.991 /CCF	\$0.011 /SqFt
WATER	205.00 CCF			\$1,217.05	\$5.937 /CCF	\$0.012 /SqFt
Totals:		255,681 KBtu	2.542 KBtu/SqFt	\$11,439.64		

Energy

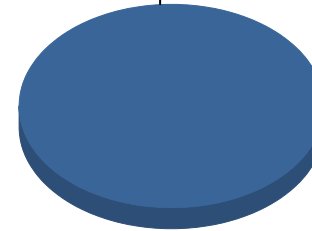
Electric



■ Electric 100.0%
Total: 100.0%

Cost

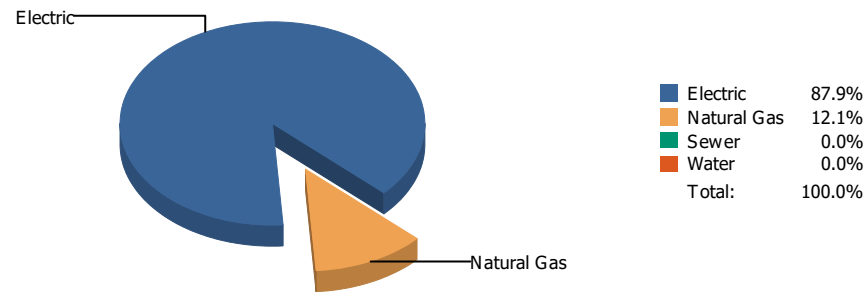
Electric



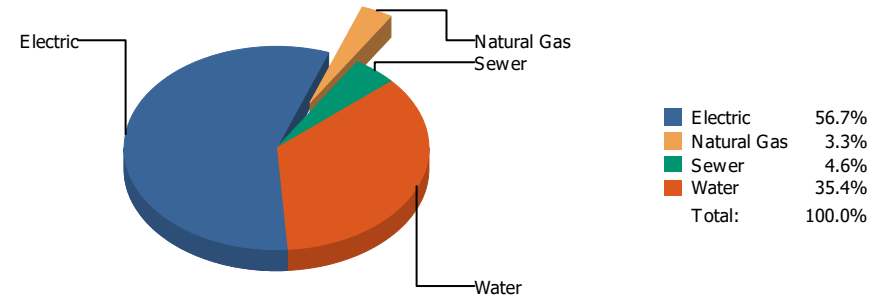
■ Electric 100.0%
Total: 100.0%

Commodity	Common Use	Energy Use	Energy Use / Area	Total Cost	Cost / Unit	Cost / Area
Place: [MILAM] MILAM 131 [BUILDING] Area: 63,641 SqFt Billing Period: Jun 2023						
ELECTRIC	13,080.00 kWh	44,629 KBtu	0.701 KBtu/SqFt	\$18,495.14	\$1.414 /kWh	\$0.291 /SqFt
Totals:		44,629 KBtu	0.701 KBtu/SqFt	\$18,495.14		

Energy

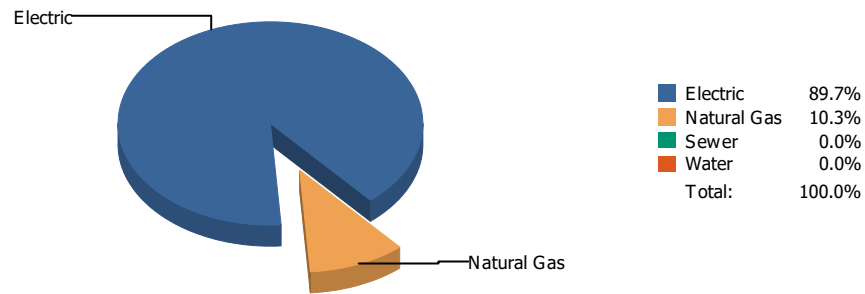


Cost

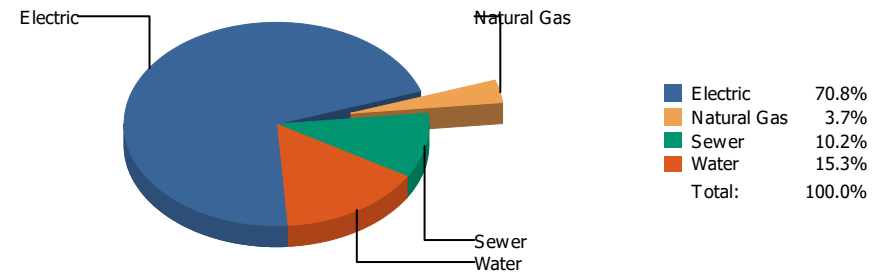


Commodity	Common Use	Energy Use	Energy Use / Area	Total Cost	Cost / Unit	Cost / Area
Place: [MOREHEAD] MOREHEAD 046 [BUILDING]						
Area: 119,353 SqFt						
Billing Period: Jun 2023						
ELECTRIC	100,867.00 kWh	344,158 KBtu	2.884 KBtu/SqFt	\$16,693.07	\$0.165 /kWh	\$0.140 /SqFt
NATURALGAS	459.00 CCF	47,277 KBtu	0.396 KBtu/SqFt	\$985.17	\$2.146 /CCF	\$0.008 /SqFt
SEWER	47.00 CCF			\$1,339.82	\$28.507 /CCF	\$0.011 /SqFt
WATER	1,954.00 CCF			\$10,421.03	\$5.333 /CCF	\$0.087 /SqFt
Totals:		391,435 KBtu	3.280 KBtu/SqFt	\$29,439.09		

Energy

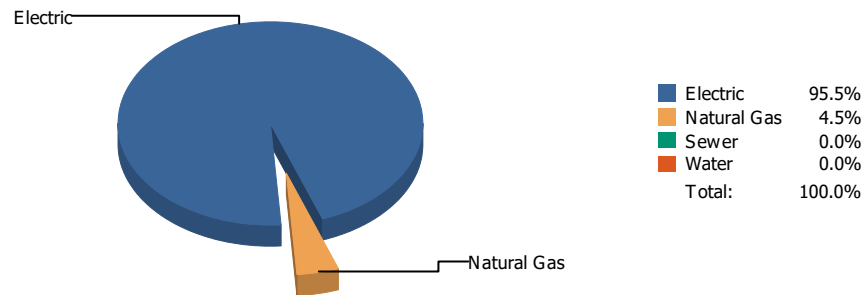


Cost

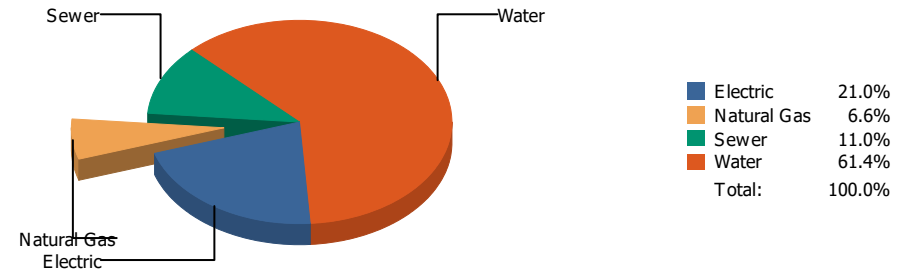


Commodity	Common Use	Energy Use	Energy Use / Area	Total Cost	Cost / Unit	Cost / Area
Place: [MOYE_2] MOYE [BUILDING]						
Area: 93,197 SqFt						
Billing Period: Jun 2023						
ELECTRIC	52,680.00 kWh	179,744 KBtu	1.929 KBtu/SqFt	\$6,958.55	\$0.132 /kWh	\$0.075 /SqFt
NATURALGAS	201.00 CCF	20,703 KBtu	0.222 KBtu/SqFt	\$363.77	\$1.810 /CCF	\$0.004 /SqFt
SEWER	111.00 CCF			\$1,000.66	\$9.015 /CCF	\$0.011 /SqFt
WATER	257.00 CCF			\$1,501.72	\$5.843 /CCF	\$0.016 /SqFt
Totals:		200,447 KBtu	2.151 KBtu/SqFt	\$9,824.70		

Energy



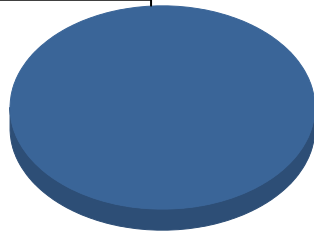
Cost



Commodity	Common Use	Energy Use	Energy Use / Area	Total Cost	Cost / Unit	Cost / Area
Place: [MULTI-MEDIACENTER] MULTI-MEDIA CENTER [BUILDING]						
Area: 27,633 SqFt						
Billing Period: Jun 2023						
ELECTRIC	7,772.00 kWh	26,518 KBtu	0.960 KBtu/SqFt	\$718.05	\$0.092 /kWh	\$0.026 /SqFt
NATURALGAS	12.00 CCF	1,236 KBtu	0.045 KBtu/SqFt	\$223.91	\$18.659 /CCF	\$0.008 /SqFt
SEWER	54.00 CCF			\$374.81	\$6.941 /CCF	\$0.014 /SqFt
WATER	270.00 CCF			\$2,098.64	\$7.773 /CCF	\$0.076 /SqFt
Totals:		27,754 KBtu	1.004 KBtu/SqFt	\$3,415.41		

Energy

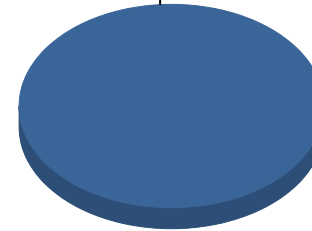
Electric



■ Electric 100.0%
Total: 100.0%

Cost

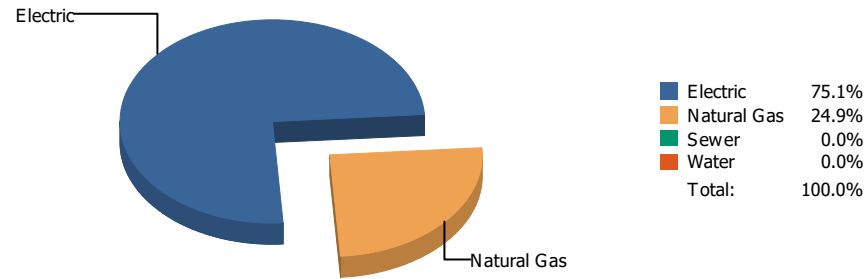
Electric



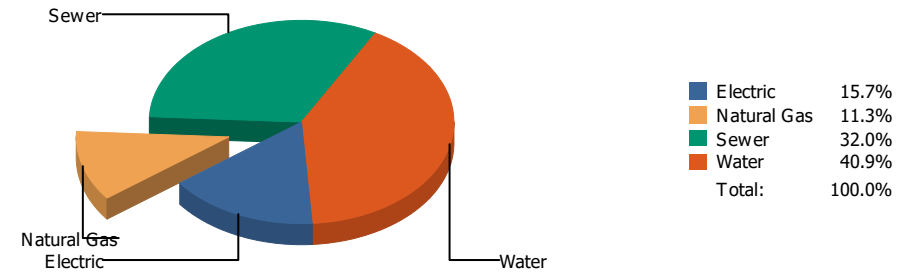
■ Electric 100.0%
Total: 100.0%

Commodity	Common Use	Energy Use	Energy Use / Area	Total Cost	Cost / Unit	Cost / Area
Place: [NE-AREA-OFFICES] N.E. AREA OFFICES Hondo Cottages 882 [BUILDING]						
Area: 7,328 SqFt						
Billing Period: Jun 2023						
ELECTRIC	120.00 kWh	409 KBtu	0.056 KBtu/SqFt	\$48.43	\$0.404 /kWh	\$0.007 /SqFt
Totals:		409 KBtu	0.056 KBtu/SqFt	\$48.43		

Energy

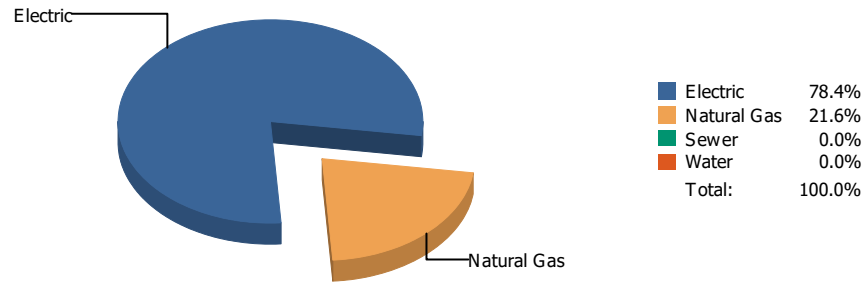


Cost

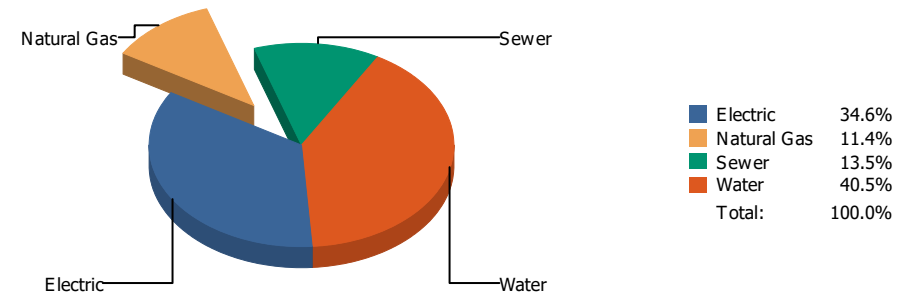


Commodity	Common Use	Energy Use	Energy Use / Area	Total Cost	Cost / Unit	Cost / Area
Place: [NETTRANSPORTATION] N.E. TRANSPORTATION 826 [BUILDING]						
Area: 5,995 SqFt						
Billing Period: Jun 2023						
ELECTRIC	3,269.00 kWh	11,154 KBtu	1.861 KBtu/SqFt	\$334.79	\$0.102 /kWh	\$0.056 /SqFt
NATURALGAS	36.00 CCF	3,708 KBtu	0.619 KBtu/SqFt	\$241.66	\$6.713 /CCF	\$0.040 /SqFt
SEWER	27.00 CCF			\$683.14	\$25.301 /CCF	\$0.114 /SqFt
WATER	140.00 CCF			\$871.97	\$6.228 /CCF	\$0.145 /SqFt
Totals:		14,862 KBtu	2.479 KBtu/SqFt	\$2,131.56		

Energy

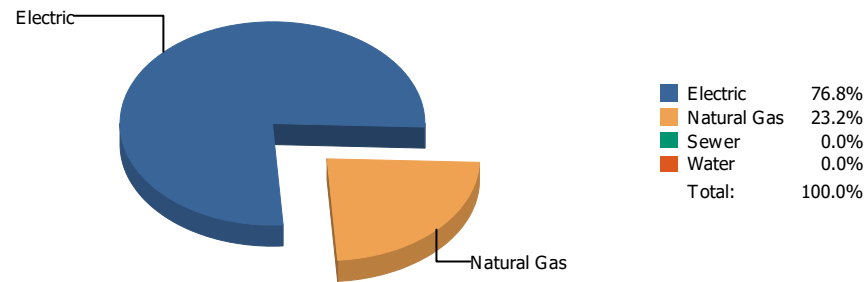


Cost

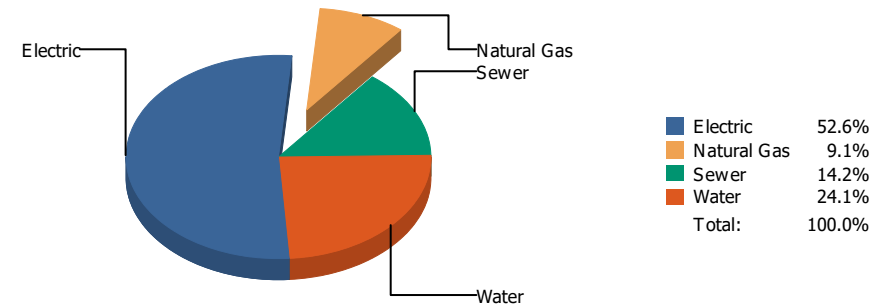


Commodity	Common Use	Energy Use	Energy Use / Area	Total Cost	Cost / Unit	Cost / Area
Place: [NEWMAN] NEWMAN ELEMENTARY 133 [BUILDING]						
Area: 73,291 SqFt						
Billing Period: Jun 2023						
ELECTRIC	18,002.00 kWh	61,423 KBtu	0.838 KBtu/SqFt	\$2,333.12	\$0.130 /kWh	\$0.032 /SqFt
NATURALGAS	164.00 CCF	16,892 KBtu	0.230 KBtu/SqFt	\$766.49	\$4.674 /CCF	\$0.010 /SqFt
SEWER	159.00 CCF			\$907.36	\$5.707 /CCF	\$0.012 /SqFt
WATER	493.00 CCF			\$2,729.63	\$5.537 /CCF	\$0.037 /SqFt
Totals:		78,315 KBtu	1.069 KBtu/SqFt	\$6,736.60		

Energy

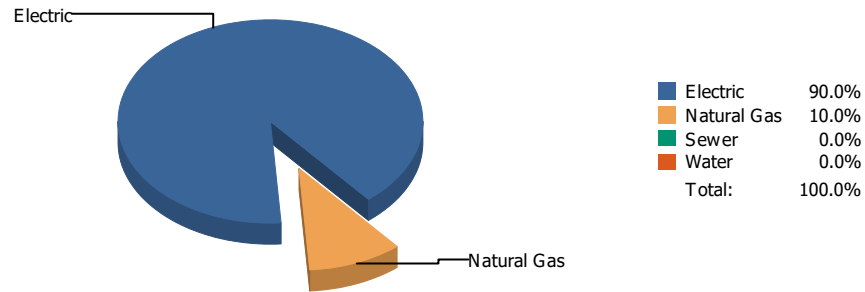


Cost

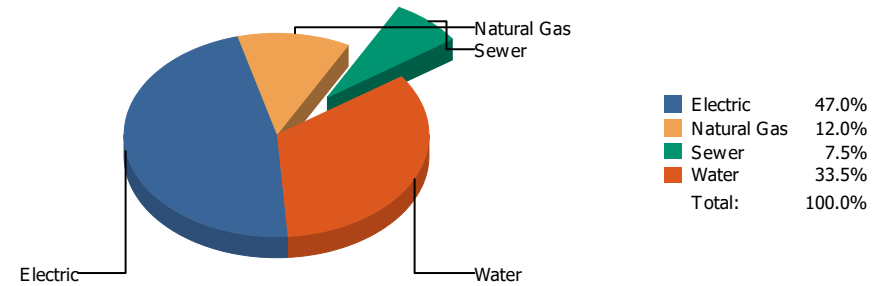


Commodity	Common Use	Energy Use	Energy Use / Area	Total Cost	Cost / Unit	Cost / Area
Place: [NIXON] L.A. NIXON 161 [BUILDING] Area: 76,873 SqFt Billing Period: Jun 2023						
ELECTRIC	21,440.00 kWh	73,153 KBtu	0.952 KBtu/SqFt	\$3,390.75	\$0.158 /kWh	\$0.044 /SqFt
NATURALGAS	215.00 CCF	22,145 KBtu	0.288 KBtu/SqFt	\$589.14	\$2.740 /CCF	\$0.008 /SqFt
SEWER	61.00 CCF			\$914.19	\$14.987 /CCF	\$0.012 /SqFt
WATER	248.00 CCF			\$1,553.12	\$6.263 /CCF	\$0.020 /SqFt
Totals:		95,298 KBtu	1.240 KBtu/SqFt	\$6,447.20		

Energy

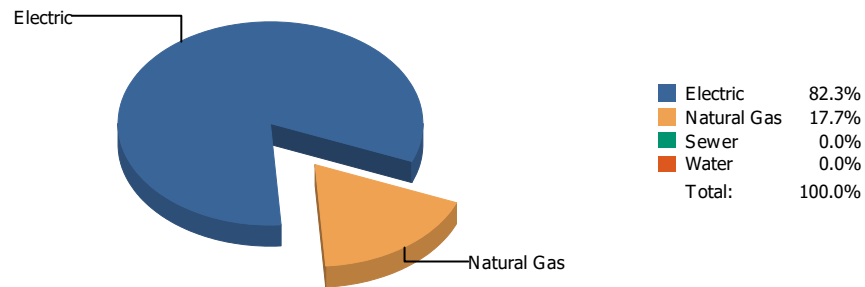


Cost

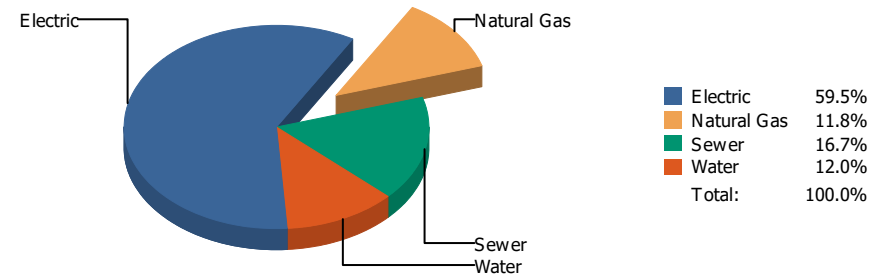


Commodity	Common Use	Energy Use	Energy Use / Area	Total Cost	Cost / Unit	Cost / Area
Place: [OCC-CTR] OCCUPATIONAL CTR. [BUILDING]						
Area: 11,845 SqFt						
Billing Period: Jun 2023						
ELECTRIC	9,200.00 kWh	31,390 KBtu	2.650 KBtu/SqFt	\$942.17	\$0.102 /kWh	\$0.080 /SqFt
NATURALGAS	34.00 CCF	3,502 KBtu	0.296 KBtu/SqFt	\$240.21	\$7.065 /CCF	\$0.020 /SqFt
SEWER	4.00 CCF			\$150.77	\$37.693 /CCF	\$0.013 /SqFt
WATER	127.00 CCF			\$671.47	\$5.287 /CCF	\$0.057 /SqFt
Totals:		34,892 KBtu	2.946 KBtu/SqFt	\$2,004.62		

Energy

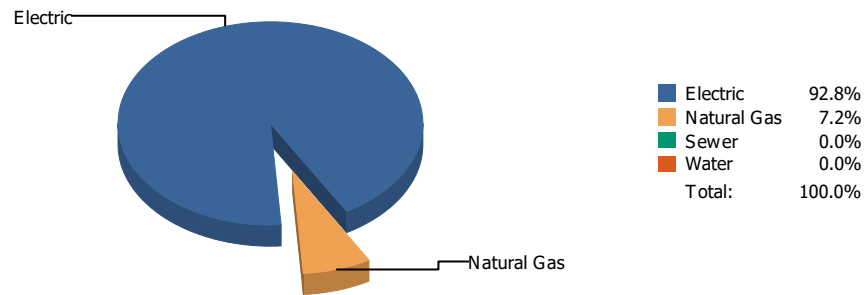


Cost

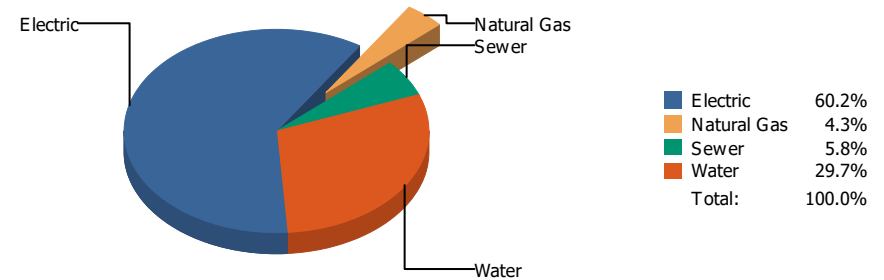


Commodity	Common Use	Energy Use	Energy Use / Area	Total Cost	Cost / Unit	Cost / Area
Place: [PARK] PARK 134 [BUILDING] Area: 63,609 SqFt Billing Period: Jun 2023						
ELECTRIC	19,050.00 kWh	64,999 KBtu	1.022 KBtu/SqFt	\$2,668.39	\$0.140 /kWh	\$0.042 /SqFt
NATURALGAS	136.00 CCF	14,008 KBtu	0.220 KBtu/SqFt	\$531.39	\$3.907 /CCF	\$0.008 /SqFt
SEWER	72.00 CCF			\$749.19	\$10.405 /CCF	\$0.012 /SqFt
WATER	72.00 CCF			\$536.45	\$7.451 /CCF	\$0.008 /SqFt
Totals:		79,007 KBtu	1.242 KBtu/SqFt	\$4,485.42		

Energy

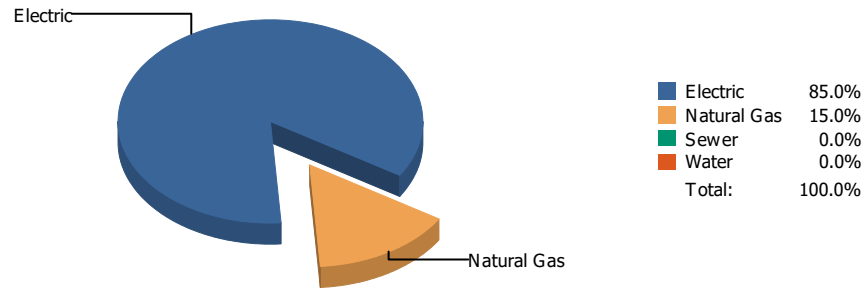


Cost

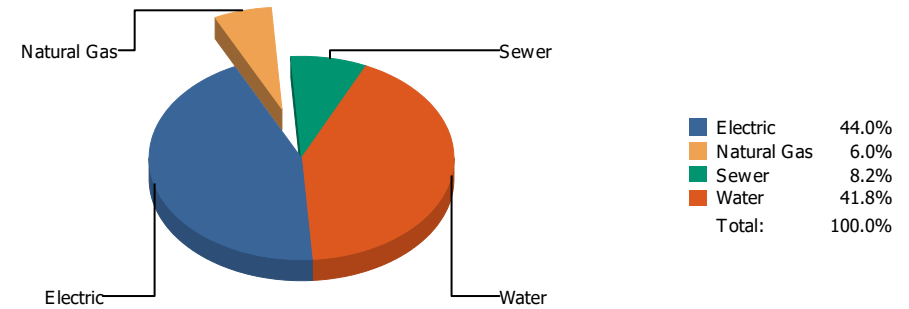


Commodity	Common Use	Energy Use	Energy Use / Area	Total Cost	Cost / Unit	Cost / Area
Place: [PAUL-MORENO_1] PAUL MORENO 167 [BUILDING]						
Area: 87,824 SqFt						
Billing Period: Jun 2023						
ELECTRIC	66,200.00 kWh	225,874 KBtu	2.572 KBtu/SqFt	\$7,851.73	\$0.119 /kWh	\$0.089 /SqFt
NATURALGAS	171.00 CCF	17,613 KBtu	0.201 KBtu/SqFt	\$556.61	\$3.255 /CCF	\$0.006 /SqFt
SEWER	65.00 CCF			\$758.62	\$11.671 /CCF	\$0.009 /SqFt
WATER	833.00 CCF			\$3,865.07	\$4.640 /CCF	\$0.044 /SqFt
Totals:		243,487 KBtu	2.772 KBtu/SqFt	\$13,032.03		

Energy

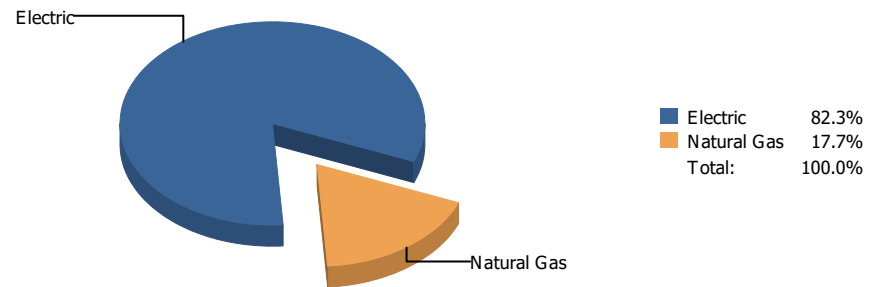


Cost

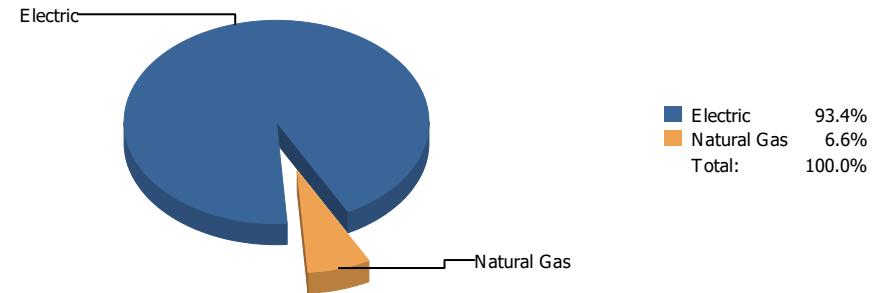


Commodity	Common Use	Energy Use	Energy Use / Area	Total Cost	Cost / Unit	Cost / Area
Place: [POLK] POLK 159 [BUILDING] Area: 67,321 SqFt Billing Period: Jun 2023						
ELECTRIC	41,560.00 kWh	141,803 KBtu	2.106 KBtu/SqFt	\$4,484.53	\$0.108 /kWh	\$0.067 /SqFt
NATURALGAS	243.00 CCF	25,029 KBtu	0.372 KBtu/SqFt	\$609.89	\$2.510 /CCF	\$0.009 /SqFt
SEWER	122.00 CCF			\$838.43	\$6.872 /CCF	\$0.012 /SqFt
WATER	568.00 CCF			\$4,262.32	\$7.504 /CCF	\$0.063 /SqFt
Totals:		166,832 KBtu	2.478 KBtu/SqFt	\$10,195.17		

Energy

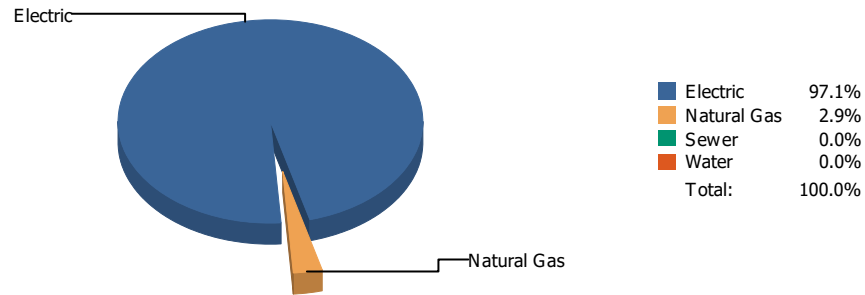


Cost

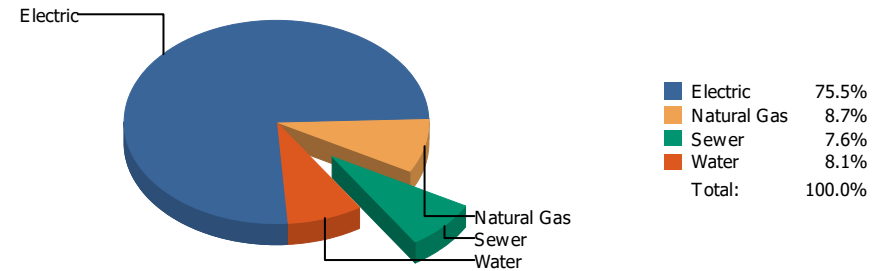


Commodity	Common Use	Energy Use	Energy Use / Area	Total Cost	Cost / Unit	Cost / Area
Place: [POWELL_2] POWELL Area: 79,770 SqFt Billing Period: Jun 2023						
ELECTRIC	47,400.00 kWh	161,729 KBtu	2.027 KBtu/SqFt	\$6,593.72	\$0.139 /kWh	\$0.083 /SqFt
NATURALGAS	338.00 CCF	34,814 KBtu	0.436 KBtu/SqFt	\$465.17	\$1.376 /CCF	\$0.006 /SqFt
Totals:		196,543 KBtu	2.464 KBtu/SqFt	\$7,058.89		

Energy

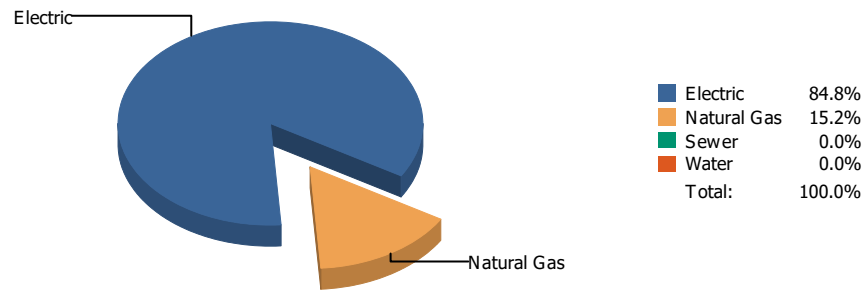


Cost

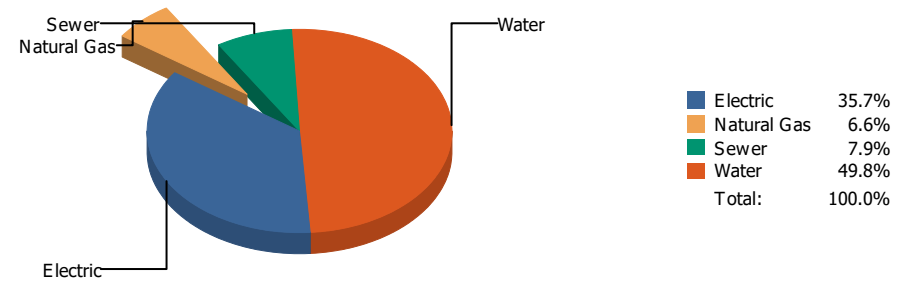


Commodity	Common Use	Energy Use	Energy Use / Area	Total Cost	Cost / Unit	Cost / Area
Place: [PROFESSIONAL-DEV] EPISD PROF DEVELOPMENT CENTER931 [BUILDING]						
Area: 18,400 SqFt						
Billing Period: Jun 2023						
ELECTRIC	14,040.00 kWh	47,904 KBtu	2.604 KBtu/SqFt	\$1,946.90	\$0.139 /kWh	\$0.106 /SqFt
NATURALGAS	14.00 CCF	1,442 KBtu	0.078 KBtu/SqFt	\$225.41	\$16.101 /CCF	\$0.012 /SqFt
SEWER	16.00 CCF			\$196.13	\$12.258 /CCF	\$0.011 /SqFt
WATER	23.00 CCF			\$209.49	\$9.108 /CCF	\$0.011 /SqFt
Totals:		49,346 KBtu	2.682 KBtu/SqFt	\$2,577.93		

Energy

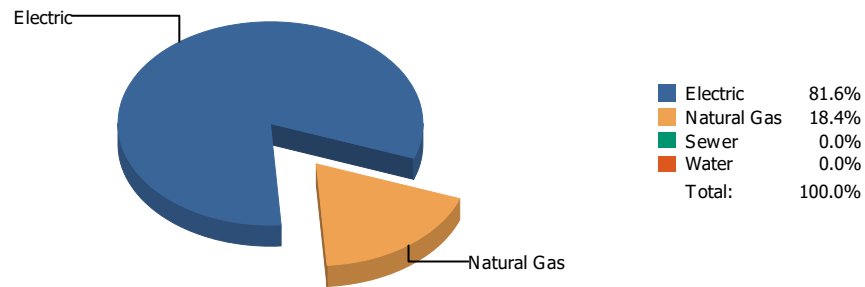


Cost

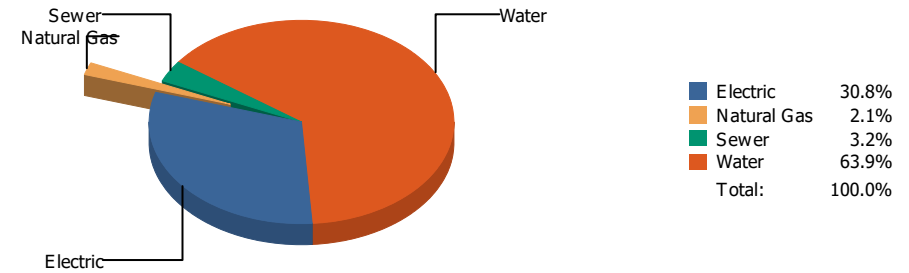


Commodity	Common Use	Energy Use	Energy Use / Area	Total Cost	Cost / Unit	Cost / Area
Place: [PUTNAM] PUTNAM 135 [BUILDING] Area: 61,978 SqFt Billing Period: Jun 2023						
ELECTRIC	26,695.00 kWh	91,083 KBtu	1.470 KBtu/SqFt	\$2,967.69	\$0.111 /kWh	\$0.048 /SqFt
NATURALGAS	159.00 CCF	16,377 KBtu	0.264 KBtu/SqFt	\$547.72	\$3.445 /CCF	\$0.009 /SqFt
SEWER	76.00 CCF			\$657.36	\$8.649 /CCF	\$0.011 /SqFt
WATER	476.00 CCF			\$4,134.78	\$8.687 /CCF	\$0.066 /SqFt
Totals:		107,460 KBtu	1.734 KBtu/SqFt	\$8,307.55		

Energy

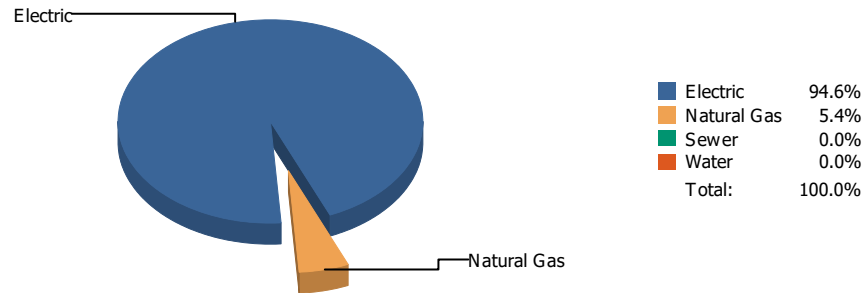


Cost

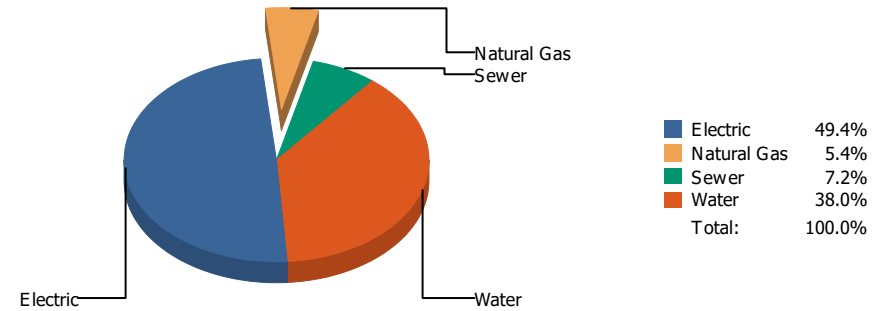


Commodity	Common Use	Energy Use	Energy Use / Area	Total Cost	Cost / Unit	Cost / Area
Place: [RICHARDS] RICHARDSON [BUILDING]						
Area: 115,872 SqFt						
Billing Period: Jun 2023						
ELECTRIC	66,600.00 kWh	227,239 KBtu	1.961 KBtu/SqFt	\$8,433.44	\$0.127 /kWh	\$0.073 /SqFt
NATURALGAS	497.00 CCF	51,191 KBtu	0.442 KBtu/SqFt	\$582.79	\$1.173 /CCF	\$0.005 /SqFt
SEWER	131.00 CCF			\$872.45	\$6.660 /CCF	\$0.008 /SqFt
WATER	2,792.00 CCF			\$17,528.22	\$6.278 /CCF	\$0.151 /SqFt
Totals:		278,430 KBtu	2.403 KBtu/SqFt	\$27,416.90		

Energy



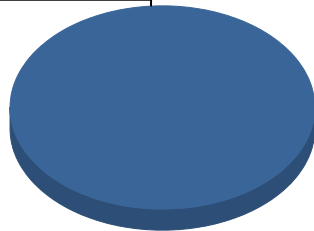
Cost



Commodity	Common Use	Energy Use	Energy Use / Area	Total Cost	Cost / Unit	Cost / Area
Place: [RIVERA] RIVERA 156 [BUILDING]						
Area: 77,562 SqFt						
Billing Period: Jun 2023						
ELECTRIC	38,592.00 kWh	131,676 KBtu	1.698 KBtu/SqFt	\$4,401.10	\$0.114 /kWh	\$0.057 /SqFt
NATURALGAS	73.00 CCF	7,519 KBtu	0.097 KBtu/SqFt	\$484.09	\$6.631 /CCF	\$0.006 /SqFt
SEWER	24.00 CCF			\$638.68	\$26.612 /CCF	\$0.008 /SqFt
WATER	465.00 CCF			\$3,379.97	\$7.269 /CCF	\$0.043 /SqFt
Totals:		139,195 KBtu	1.795 KBtu/SqFt	\$8,903.84		

Energy

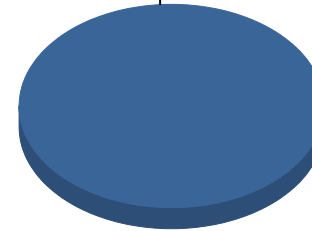
Electric



■ Electric 100.0%
Total: 100.0%

Cost

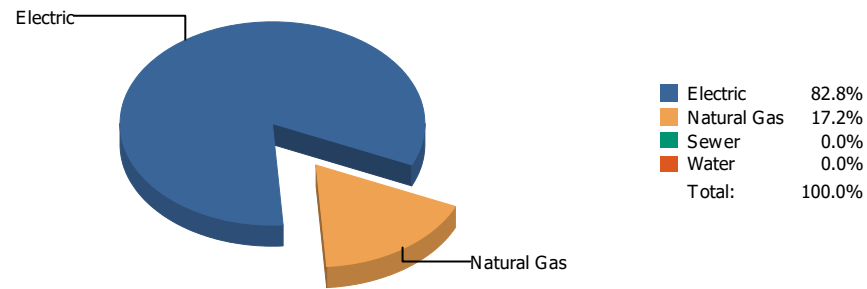
Electric



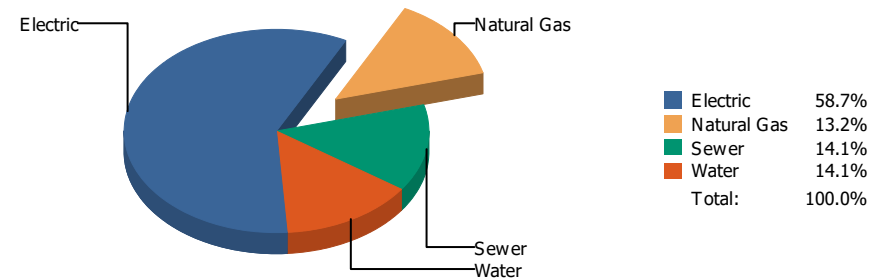
■ Electric 100.0%
Total: 100.0%

Commodity	Common Use	Energy Use	Energy Use / Area	Total Cost	Cost / Unit	Cost / Area
Place: [ROBERTS] ROBERTS 136 [BUILDING] Area: 81,457 SqFt Billing Period: Jun 2023						
ELECTRIC	4,740.00 kWh	16,173 KBtu	0.199 KBtu/SqFt	\$392.17	\$0.083 /kWh	\$0.005 /SqFt
Totals:		16,173 KBtu	0.199 KBtu/SqFt	\$392.17		

Energy

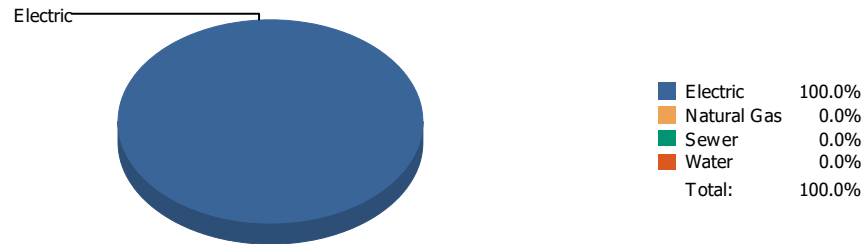


Cost

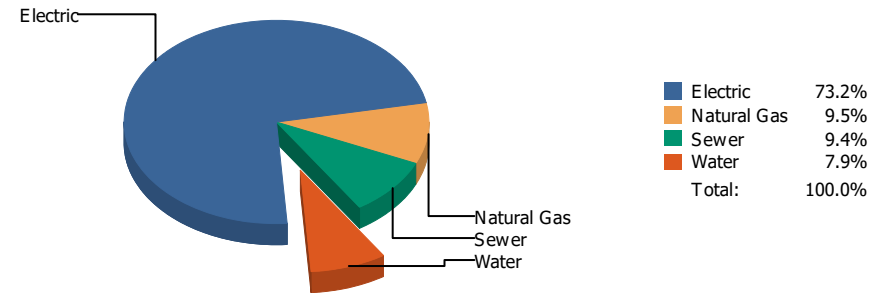


Commodity	Common Use	Energy Use	Energy Use / Area	Total Cost	Cost / Unit	Cost / Area
Place: [RUSK] RUSK 138 [BUILDING] Area: 67,240 SqFt Billing Period: Jun 2023						
ELECTRIC	16,435.00 kWh	56,076 KBtu	0.834 KBtu/SqFt	\$2,293.16	\$0.140 /kWh	\$0.034 /SqFt
NATURALGAS	113.00 CCF	11,639 KBtu	0.173 KBtu/SqFt	\$513.70	\$4.546 /CCF	\$0.008 /SqFt
SEWER	55.00 CCF			\$549.28	\$9.987 /CCF	\$0.008 /SqFt
WATER	86.00 CCF			\$549.90	\$6.394 /CCF	\$0.008 /SqFt
Totals:		67,715 KBtu	1.007 KBtu/SqFt	\$3,906.04		

Energy



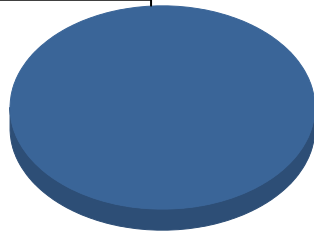
Cost



Commodity	Common Use	Energy Use	Energy Use / Area	Total Cost	Cost / Unit	Cost / Area
Place: [SAN-JAC] SAN JACINTO 139 [BUILDING]						
Area: 29,589 SqFt						
Billing Period: Jun 2023						
ELECTRIC	12,000.00 kWh	40,944 KBtu	1.384 KBtu/SqFt	\$1,656.66	\$0.138 /kWh	\$0.056 /SqFt
NATURALGAS	0.00 CCF	0 KBtu	0.000 KBtu/SqFt	\$215.04	\$0.000 /CCF	\$0.007 /SqFt
SEWER	11.00 CCF			\$212.27	\$19.297 /CCF	\$0.007 /SqFt
WATER	12.00 CCF			\$179.78	\$14.982 /CCF	\$0.006 /SqFt
Totals:		40,944 KBtu	1.384 KBtu/SqFt	\$2,263.75		

Energy

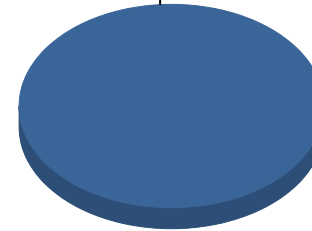
Electric



■ Electric 100.0%
Total: 100.0%

Cost

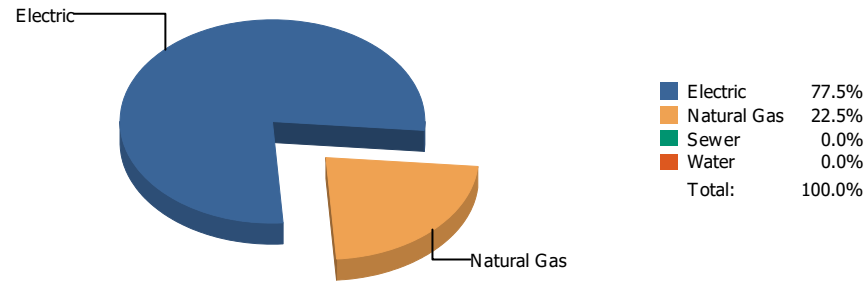
Electric



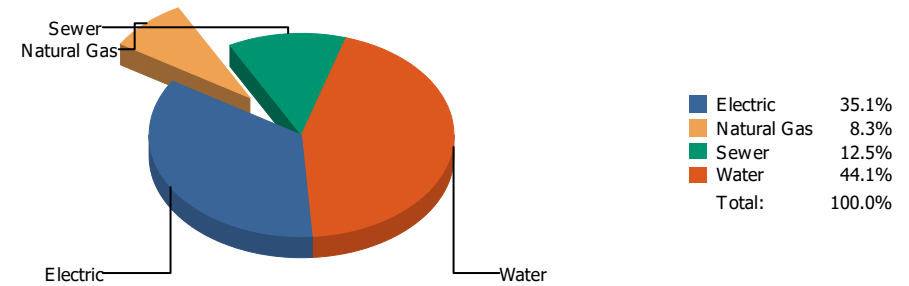
■ Electric 100.0%
Total: 100.0%

Commodity	Common Use	Energy Use	Energy Use / Area	Total Cost	Cost / Unit	Cost / Area
Place: [SCHUSTER] SCHUSTER 140 [BUILDING]						
Area: 34,371 SqFt						
Billing Period: Jun 2023						
ELECTRIC	160.00 kWh	546 KBtu	0.016 KBtu/SqFt	\$560.33	\$3.502 /kWh	\$0.016 /SqFt
Totals:		546 KBtu	0.016 KBtu/SqFt	\$560.33		

Energy



Cost



Commodity	Common Use	Energy Use	Energy Use / Area	Total Cost	Cost / Unit	Cost / Area
Place: [STANTON] STANTON 141 [BUILDING]						
Area: 75,957 SqFt						
Billing Period: Jun 2023						
ELECTRIC	12,448.00 kWh	42,473 KBtu	0.559 KBtu/SqFt	\$2,196.03	\$0.176 /kWh	\$0.029 /SqFt
NATURALGAS	120.00 CCF	12,360 KBtu	0.163 KBtu/SqFt	\$518.89	\$4.324 /CCF	\$0.007 /SqFt
SEWER	126.00 CCF			\$782.62	\$6.211 /CCF	\$0.010 /SqFt
WATER	442.00 CCF			\$2,758.40	\$6.241 /CCF	\$0.036 /SqFt
Totals:		54,833 KBtu	0.722 KBtu/SqFt	\$6,255.94		

Energy

Electric



Electric	100.0%
Natural Gas	0.0%
Sewer	0.0%
Water	0.0%
Total:	100.0%

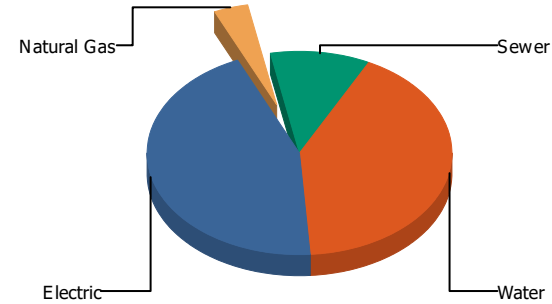
Cost

Natural Gas

Sewer

Electric

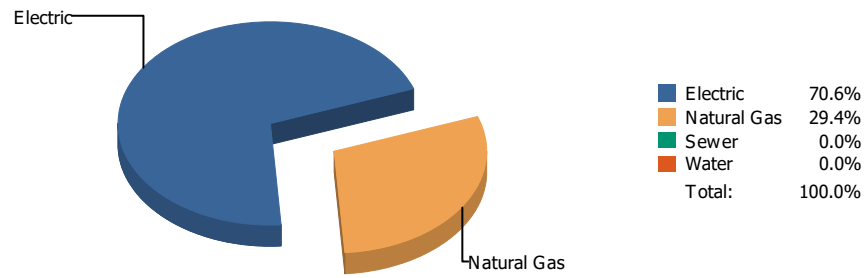
Water



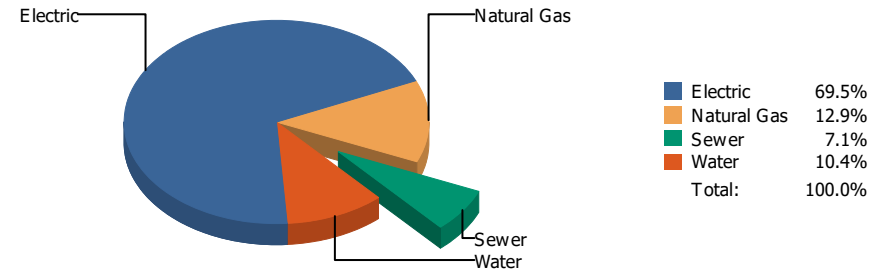
Electric	44.5%
Natural Gas	3.5%
Sewer	10.6%
Water	41.4%
Total:	100.0%

Commodity	Common Use	Energy Use	Energy Use / Area	Total Cost	Cost / Unit	Cost / Area
Place: [SUNRISEMOUNT] SUNRISE MOUNTAIN ELEMENTARY 150 [BUILDING]						
Area: 78,368 SqFt						
Billing Period: Jun 2023						
ELECTRIC	21,600.00 kWh	73,699 KBtu	0.940 KBtu/SqFt	\$2,749.75	\$0.127 /kWh	\$0.035 /SqFt
NATURALGAS	0.00 CCF	0 KBtu	0.000 KBtu/SqFt	\$215.04	\$0.000 /CCF	\$0.003 /SqFt
SEWER	38.00 CCF			\$656.56	\$17.278 /CCF	\$0.008 /SqFt
WATER	494.00 CCF			\$2,555.54	\$5.173 /CCF	\$0.033 /SqFt
Totals:		73,699 KBtu	0.940 KBtu/SqFt	\$6,176.89		

Energy

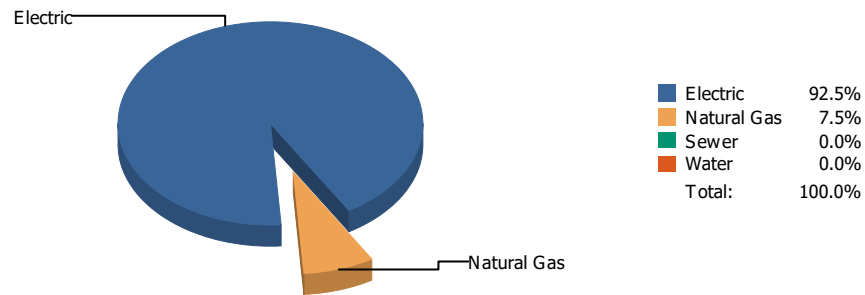


Cost

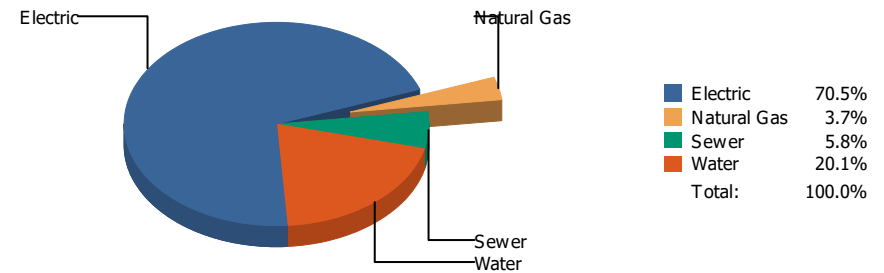


Commodity	Common Use	Energy Use	Energy Use / Area	Total Cost	Cost / Unit	Cost / Area
Place: [SUNSET-HIGH_1] TECHNOLOGY SERVICES [BUILDING]						
Area: 33,263 SqFt						
Billing Period: Jun 2023						
ELECTRIC	30,880.00 kWh	105,363 KBtu	3.168 KBtu/SqFt	\$2,846.25	\$0.092 /kWh	\$0.086 /SqFt
NATURALGAS	425.00 CCF	43,775 KBtu	1.316 KBtu/SqFt	\$529.95	\$1.247 /CCF	\$0.016 /SqFt
SEWER	32.00 CCF			\$291.65	\$9.114 /CCF	\$0.009 /SqFt
WATER	72.00 CCF			\$426.68	\$5.926 /CCF	\$0.013 /SqFt
Totals:		149,138 KBtu	4.484 KBtu/SqFt	\$4,094.53		

Energy

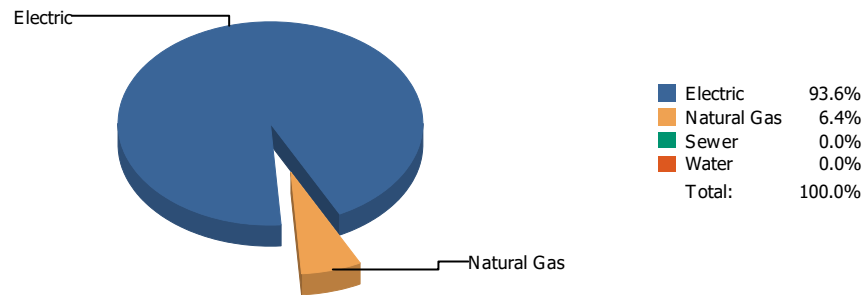


Cost

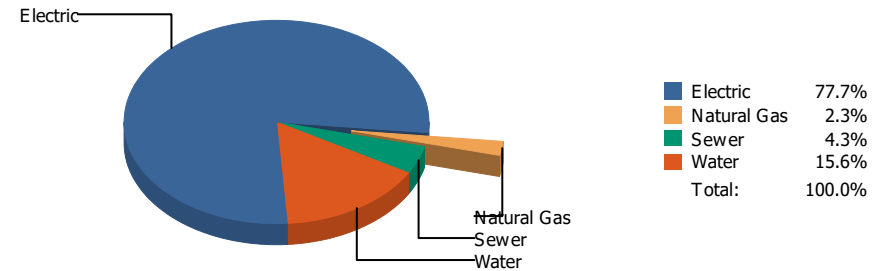


Commodity	Common Use	Energy Use	Energy Use / Area	Total Cost	Cost / Unit	Cost / Area
Place: [TIPPENELEMENTARY] TIPPIN ELEMENTARY 168 [BUILDING]						
Area: 88,360 SqFt						
Billing Period: Jun 2023						
ELECTRIC	82,440.00 kWh	281,285 KBtu	3.183 KBtu/SqFt	\$7,242.89	\$0.088 /kWh	\$0.082 /SqFt
NATURALGAS	220.00 CCF	22,660 KBtu	0.256 KBtu/SqFt	\$378.53	\$1.721 /CCF	\$0.004 /SqFt
SEWER	57.00 CCF			\$592.73	\$10.399 /CCF	\$0.007 /SqFt
WATER	322.00 CCF			\$2,065.95	\$6.416 /CCF	\$0.023 /SqFt
Totals:		303,945 KBtu	3.440 KBtu/SqFt	\$10,280.10		

Energy

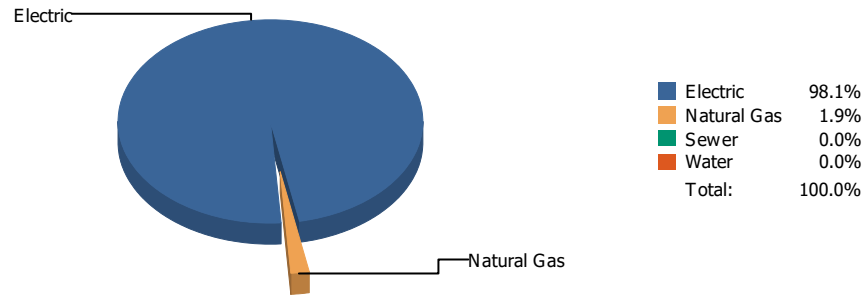


Cost

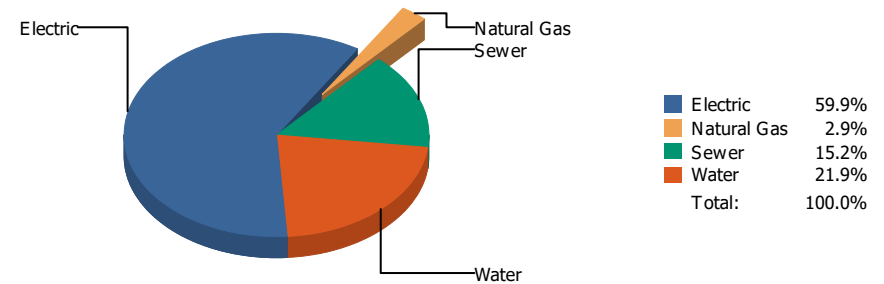


Commodity	Common Use	Energy Use	Energy Use / Area	Total Cost	Cost / Unit	Cost / Area
Place: [TOMLEA_2] TOM LEA 178 [BUILDING]						
Area: 88,828 SqFt						
Billing Period: Jun 2023						
ELECTRIC	88,200.00 kWh	300,938 KBtu	3.388 KBtu/SqFt	\$12,375.13	\$0.140 /kWh	\$0.139 /SqFt
NATURALGAS	201.00 CCF	20,703 KBtu	0.233 KBtu/SqFt	\$363.77	\$1.810 /CCF	\$0.004 /SqFt
SEWER	82.00 CCF			\$687.23	\$8.381 /CCF	\$0.008 /SqFt
WATER	358.00 CCF			\$2,490.54	\$6.957 /CCF	\$0.028 /SqFt
Totals:		321,641 KBtu	3.621 KBtu/SqFt	\$15,916.67		

Energy

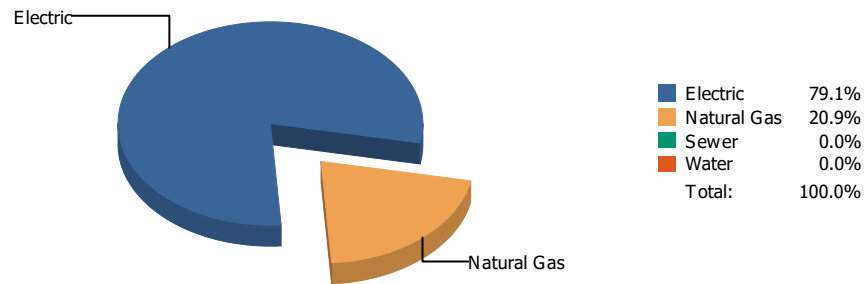


Cost

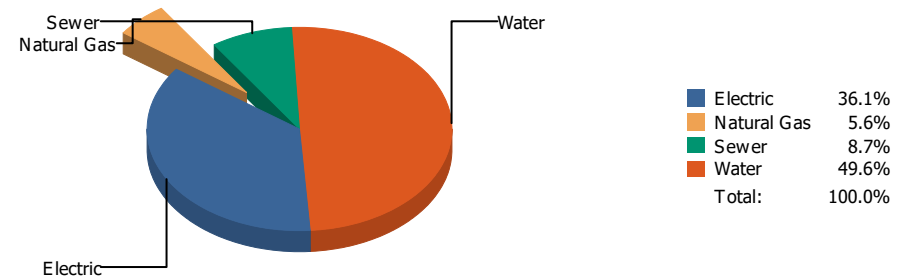


Commodity	Common Use	Energy Use	Energy Use / Area	Total Cost	Cost / Unit	Cost / Area
Place: [TORRES] TORRES 158 [BUILDING]						
Area: 59,142 SqFt						
Billing Period: Jun 2023						
ELECTRIC	52,000.00 kWh	177,424 KBtu	3.000 KBtu/SqFt	\$6,314.79	\$0.121 /kWh	\$0.107 /SqFt
NATURALGAS	33.00 CCF	3,399 KBtu	0.057 KBtu/SqFt	\$310.14	\$9.398 /CCF	\$0.005 /SqFt
SEWER	117.00 CCF			\$1,604.42	\$13.713 /CCF	\$0.027 /SqFt
WATER	353.00 CCF			\$2,313.74	\$6.555 /CCF	\$0.039 /SqFt
Totals:		180,823 KBtu	3.057 KBtu/SqFt	\$10,543.09		

Energy

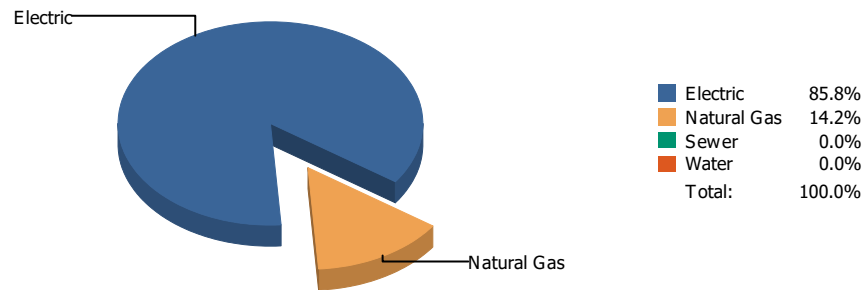


Cost

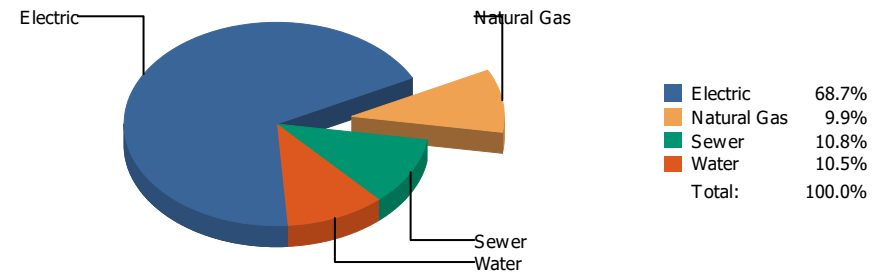


Commodity	Common Use	Energy Use	Energy Use / Area	Total Cost	Cost / Unit	Cost / Area
Place: [TRAVIS] TRAVIS 143 [BUILDING] Area: 78,925 SqFt Billing Period: Jun 2023						
ELECTRIC	16,562.00 kWh	56,510 KBtu	0.716 KBtu/SqFt	\$2,094.28	\$0.126 /kWh	\$0.026 /SqFt
NATURALGAS	145.00 CCF	14,935 KBtu	0.189 KBtu/SqFt	\$323.04	\$2.228 /CCF	\$0.004 /SqFt
SEWER	53.00 CCF			\$506.68	\$9.560 /CCF	\$0.006 /SqFt
WATER	511.00 CCF			\$2,878.55	\$5.633 /CCF	\$0.036 /SqFt
Totals:		71,445 KBtu	0.905 KBtu/SqFt	\$5,802.55		

Energy



Cost



Commodity	Common Use	Energy Use	Energy Use / Area	Total Cost	Cost / Unit	Cost / Area
Place: [VILAS] VILAS 144 [BUILDING] Area: 66,992 SqFt Billing Period: Jun 2023						
ELECTRIC	39,240.00 kWh	133,887 KBtu	1.999 KBtu/SqFt	\$5,581.73	\$0.142 /kWh	\$0.083 /SqFt
NATURALGAS	215.00 CCF	22,145 KBtu	0.331 KBtu/SqFt	\$804.60	\$3.742 /CCF	\$0.012 /SqFt
SEWER	52.00 CCF			\$879.32	\$16.910 /CCF	\$0.013 /SqFt
WATER	92.00 CCF			\$854.20	\$9.285 /CCF	\$0.013 /SqFt
Totals:		156,032 KBtu	2.329 KBtu/SqFt	\$8,119.85		

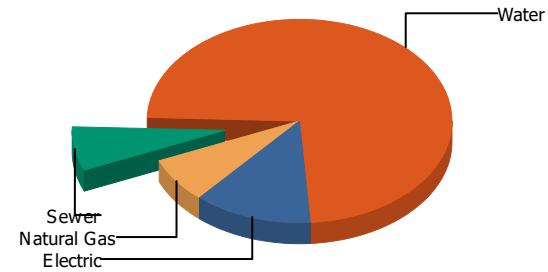
Energy

Electric



Electric	100.0%
Natural Gas	0.0%
Sewer	0.0%
Water	0.0%
Total:	100.0%

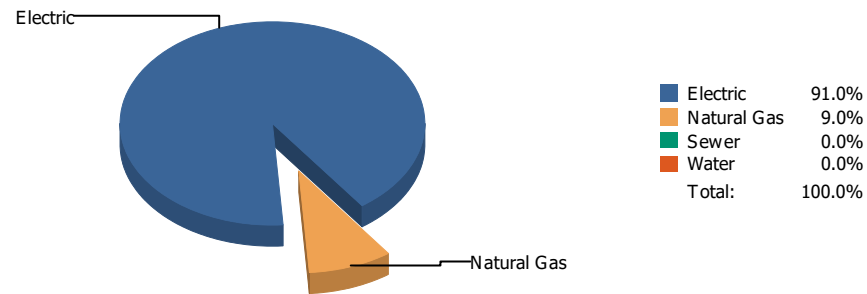
Cost



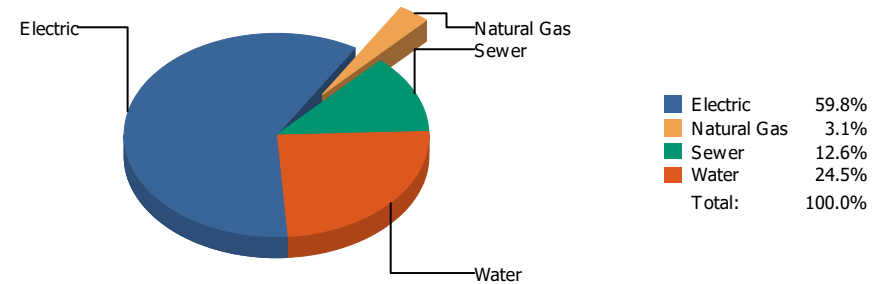
Electric	12.4%
Natural Gas	7.2%
Sewer	7.1%
Water	73.3%
Total:	100.0%

Commodity	Common Use	Energy Use	Energy Use / Area	Total Cost	Cost / Unit	Cost / Area
Place: [WAINWRIG] WAINWRIGHT 145 [BUILDING] Area: 38,227 SqFt Billing Period: Jun 2023						
ELECTRIC	8,211.00 kWh	28,016 KBtu	0.733 KBtu/SqFt	\$736.80	\$0.090 /kWh	\$0.019 /SqFt
NATURALGAS	0.00 CCF	0 KBtu	0.000 KBtu/SqFt	\$430.08	\$0.000 /CCF	\$0.011 /SqFt
SEWER	22.00 CCF			\$424.54	\$19.297 /CCF	\$0.011 /SqFt
WATER	496.00 CCF			\$4,360.08	\$8.790 /CCF	\$0.114 /SqFt
Totals:		28,016 KBtu	0.733 KBtu/SqFt	\$5,951.50		

Energy



Cost



Commodity	Common Use	Energy Use	Energy Use / Area	Total Cost	Cost / Unit	Cost / Area
Place: [WALLY-HARTLEY-PK-8] WALLY HARTLEY PK-8 042 [BUILDING]						
Area: 131,497 SqFt						
Billing Period: Jun 2023						
ELECTRIC	82,573.00 kWh	281,739 KBtu	2.143 KBtu/SqFt	\$10,964.55	\$0.133 /kWh	\$0.083 /SqFt
NATURALGAS	271.00 CCF	27,913 KBtu	0.212 KBtu/SqFt	\$575.15	\$2.122 /CCF	\$0.004 /SqFt
SEWER	356.00 CCF			\$2,304.03	\$6.472 /CCF	\$0.017 /SqFt
WATER	845.00 CCF			\$4,480.89	\$5.303 /CCF	\$0.034 /SqFt
Totals:		309,652 KBtu	2.355 KBtu/SqFt	\$18,324.62		

Energy

Electric



■ Electric 100.0%
Total: 100.0%

Cost

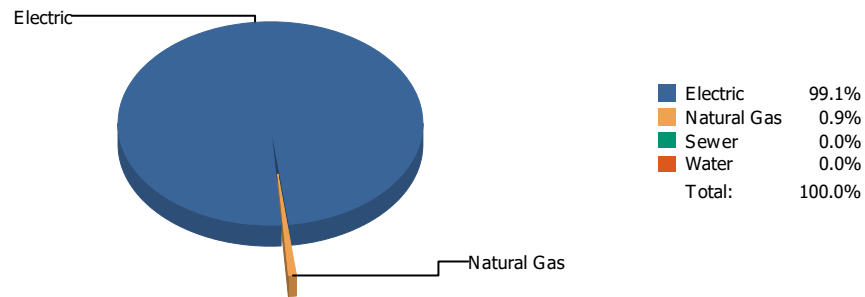
Electric



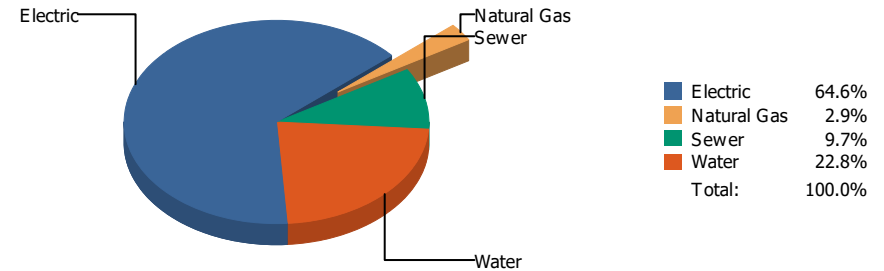
■ Electric 100.0%
Total: 100.0%

Commodity	Common Use	Energy Use	Energy Use / Area	Total Cost	Cost / Unit	Cost / Area
Place: [WESTSIDE] WESTSIDE TRANSPORTATION 951 [BUILDING]						
Area: 4,040 SqFt						
Billing Period: Jun 2023						
ELECTRIC	2,864.00 kWh	9,772 KBtu	2.419 KBtu/SqFt	\$332.90	\$0.116 /kWh	\$0.082 /SqFt
Totals:		9,772 KBtu	2.419 KBtu/SqFt	\$332.90		

Energy

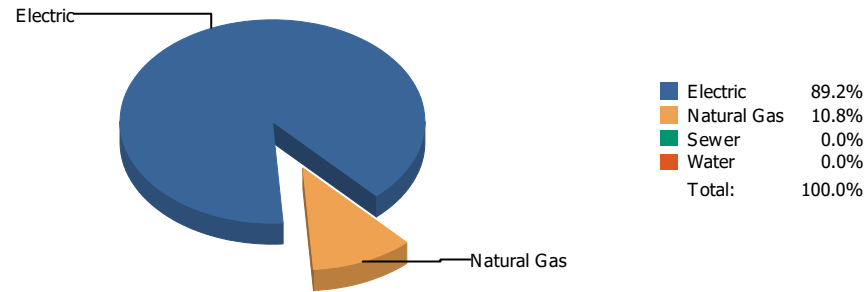


Cost

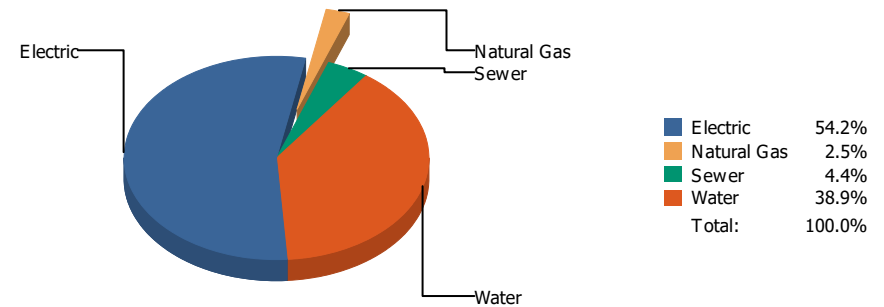


Commodity	Common Use	Energy Use	Energy Use / Area	Total Cost	Cost / Unit	Cost / Area
Place: [W-HILLS] WESTERN HILLS 146 [BUILDING]						
Area: 77,753 SqFt						
Billing Period: Jun 2023						
ELECTRIC	48,240.00 kWh	164,595 KBtu	2.117 KBtu/SqFt	\$5,035.41	\$0.104 /kWh	\$0.065 /SqFt
NATURALGAS	14.00 CCF	1,442 KBtu	0.019 KBtu/SqFt	\$225.41	\$16.101 /CCF	\$0.003 /SqFt
SEWER	46.00 CCF			\$754.96	\$16.412 /CCF	\$0.010 /SqFt
WATER	450.00 CCF			\$1,780.25	\$3.956 /CCF	\$0.023 /SqFt
Totals:		166,037 KBtu	2.135 KBtu/SqFt	\$7,796.03		

Energy

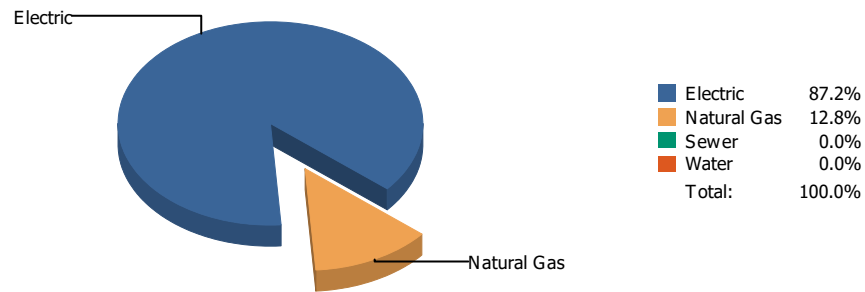


Cost

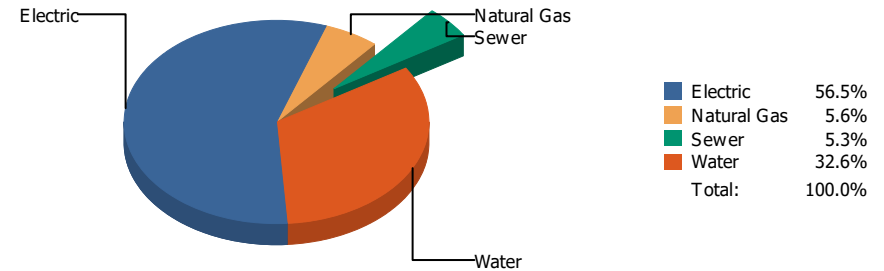


Commodity	Common Use	Energy Use	Energy Use / Area	Total Cost	Cost / Unit	Cost / Area
Place: [WHITAKER] WHITAKER 153 [BUILDING]						
Area: 89,458 SqFt						
Billing Period: Jun 2023						
ELECTRIC	50,400.00 kWh	171,965 KBtu	1.922 KBtu/SqFt	\$7,924.17	\$0.157 /kWh	\$0.089 /SqFt
NATURALGAS	203.00 CCF	20,909 KBtu	0.234 KBtu/SqFt	\$365.24	\$1.799 /CCF	\$0.004 /SqFt
SEWER	25.00 CCF			\$642.46	\$25.698 /CCF	\$0.007 /SqFt
WATER	1,284.00 CCF			\$5,682.06	\$4.425 /CCF	\$0.063 /SqFt
Totals:		192,874 KBtu	2.156 KBtu/SqFt	\$14,613.93		

Energy

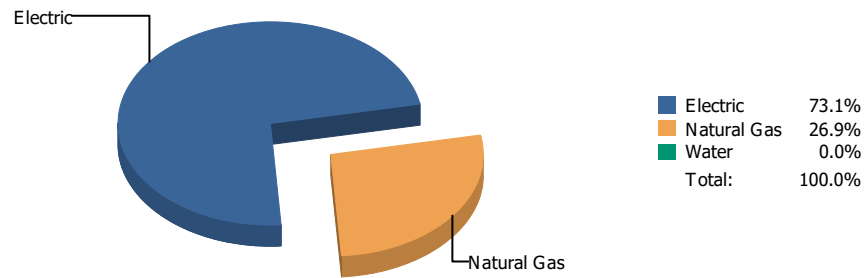


Cost

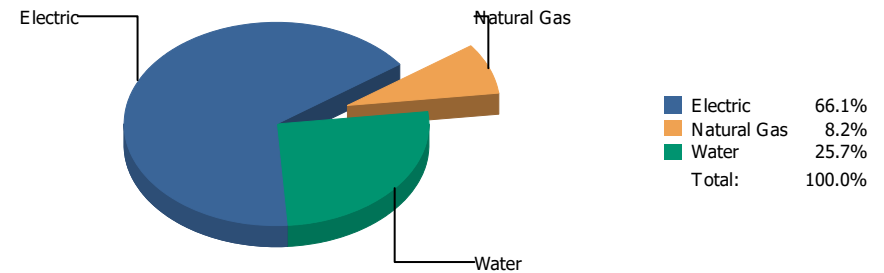


Commodity	Common Use	Energy Use	Energy Use / Area	Total Cost	Cost / Unit	Cost / Area
Place: [WHITE] ZACH WHITE ELEMENTARY NEW-1997 [BUILDING]						
Area: 92,458 SqFt						
Billing Period: Jun 2023						
ELECTRIC	47,100.00 kWh	160,705 KBtu	1.738 KBtu/SqFt	\$6,101.60	\$0.130 /kWh	\$0.066 /SqFt
NATURALGAS	230.00 CCF	23,690 KBtu	0.256 KBtu/SqFt	\$600.64	\$2.611 /CCF	\$0.006 /SqFt
SEWER	60.00 CCF			\$568.18	\$9.470 /CCF	\$0.006 /SqFt
WATER	798.00 CCF			\$3,524.24	\$4.416 /CCF	\$0.038 /SqFt
Totals:		184,395 KBtu	1.994 KBtu/SqFt	\$10,794.66		

Energy

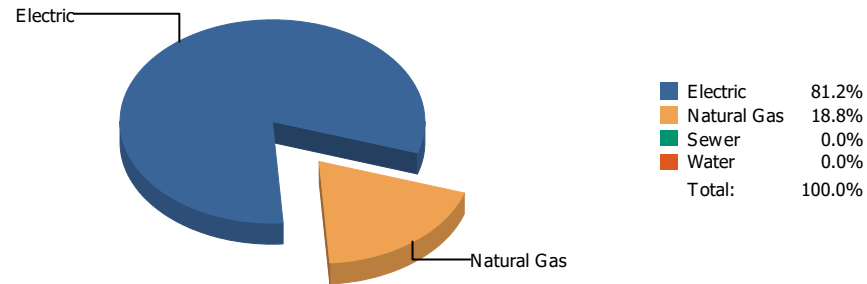


Cost

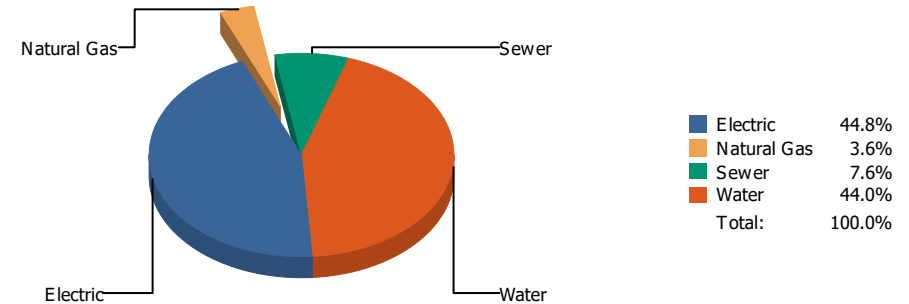


Commodity	Common Use	Energy Use	Energy Use / Area	Total Cost	Cost / Unit	Cost / Area
Place: [WIGGS] WIGGS 052 [BUILDING]						
Area: 110,689 SqFt						
Billing Period: Jun 2023						
ELECTRIC	40,080.00 kWh	136,753 KBtu	1.235 KBtu/SqFt	\$4,645.17	\$0.116 /kWh	\$0.042 /SqFt
NATURALGAS	489.00 CCF	50,367 KBtu	0.455 KBtu/SqFt	\$576.89	\$1.180 /CCF	\$0.005 /SqFt
WATER	357.00 CCF			\$1,809.48	\$5.069 /CCF	\$0.016 /SqFt
Totals:		187,120 KBtu	1.691 KBtu/SqFt	\$7,031.54		

Energy



Cost



Commodity	Common Use	Energy Use	Energy Use / Area	Total Cost	Cost / Unit	Cost / Area
Place: [YOUNG/WOMENS/ACADEMY/1] YOUNG WOMENS ACADEMY [BUILDING]						
Area: 133,779 SqFt						
Billing Period: Jun 2023						
ELECTRIC	65,000.00 kWh	221,780 KBtu	1.658 KBtu/SqFt	\$7,297.23	\$0.112 /kWh	\$0.055 /SqFt
NATURALGAS	499.00 CCF	51,397 KBtu	0.384 KBtu/SqFt	\$584.28	\$1.171 /CCF	\$0.004 /SqFt
SEWER	173.00 CCF			\$1,235.02	\$7.139 /CCF	\$0.009 /SqFt
WATER	1,538.00 CCF			\$7,168.47	\$4.661 /CCF	\$0.054 /SqFt
Totals:		273,177 KBtu	2.042 KBtu/SqFt	\$16,285.00		

Energy

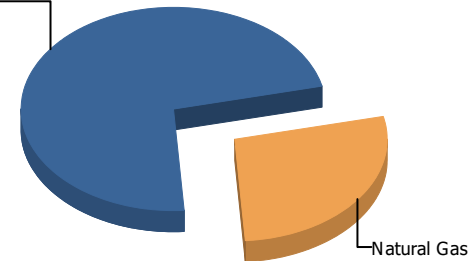
Electric



■ Electric 100.0%
 ■ Natural Gas 0.0%
 Total: 100.0%

Cost

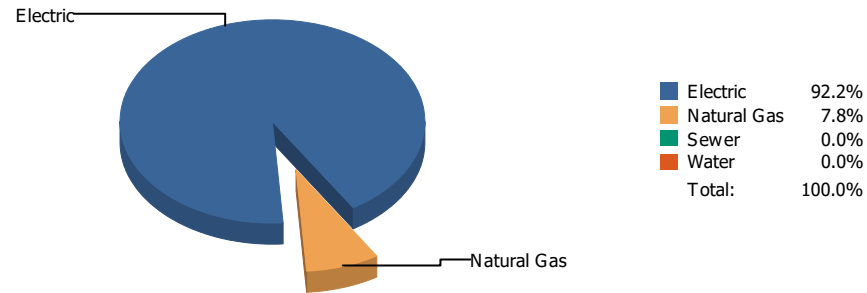
Electric



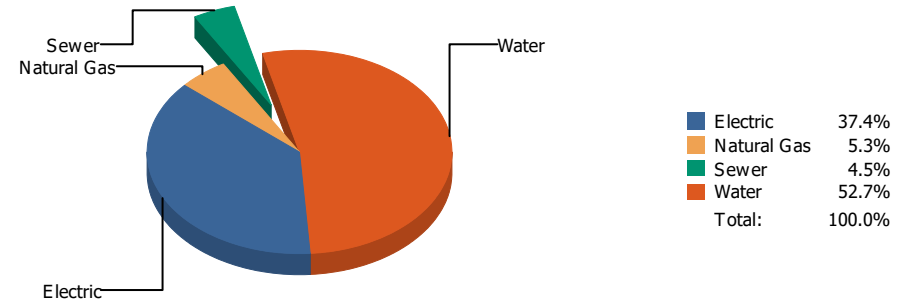
■ Electric 72.5%
 ■ Natural Gas 27.5%
 Total: 100.0%

Commodity	Common Use	Energy Use	Energy Use / Area	Total Cost	Cost / Unit	Cost / Area
Place: [ZANEGREYWAREHOUSE] ZANE GREY WAREHOUSE [BUILDING]						
Area: 0 SqFt						
Billing Period: Jun 2023						
ELECTRIC	2,645.00 kWh	9,025 KBtu		\$472.34	\$0.179 /kWh	
NATURALGAS	0.00 CCF	0 KBtu		\$178.89	\$0.000 /CCF	
Totals:		9,025 KBtu		\$651.23		

Energy



Cost



Commodity	Common Use	Energy Use	Energy Use / Area	Total Cost	Cost / Unit	Cost / Area
Place: [ZAVALA] ZAVALA 148 [BUILDING]						
Area: 53,356 SqFt						
Billing Period: Jun 2023						
ELECTRIC	23,249.00 kWh	79,326 KBtu	1.487 KBtu/SqFt	\$2,341.12	\$0.101 /kWh	\$0.044 /SqFt
NATURALGAS	65.00 CCF	6,695 KBtu	0.125 KBtu/SqFt	\$334.40	\$5.145 /CCF	\$0.006 /SqFt
SEWER	29.00 CCF			\$280.31	\$9.666 /CCF	\$0.005 /SqFt
WATER	443.00 CCF			\$3,296.21	\$7.441 /CCF	\$0.062 /SqFt
Totals:		86,021 KBtu	1.612 KBtu/SqFt	\$6,252.04		

Requested by: eagarci2

Client version:

Report version: 9

Filters: Meters in Building Name: Not one of ZACH WHITE MODULAR SCHOOL 147;START SCHOOL EARLY 1 DAY VALUE;STADIUM RATE CHANGES;SKY PARK IB1;SKY PARK I 200;SKY PARK;ROOSEVELT 137;REMCON COTTAGES;PARKDALE COTTAGES 957;NORTHEAST BOOK DEPOSITORY 814;NEW COMPUTERS SINCE JUNE 1990;Lighting;CANYON HILLS PORTABLES;Butterfield Trail Warehouse;BRANON COTTAGES 955;BLUE FLAME BLDG.;BARCELONA COTTAGES;ALL REFUNDS AND REBATES; ; Bill is Void Equals 0; Account is Active Equals 1; Bill is from External Vendor Equals 1; ; Billing Period Equals Jun 2023

Record count: 0