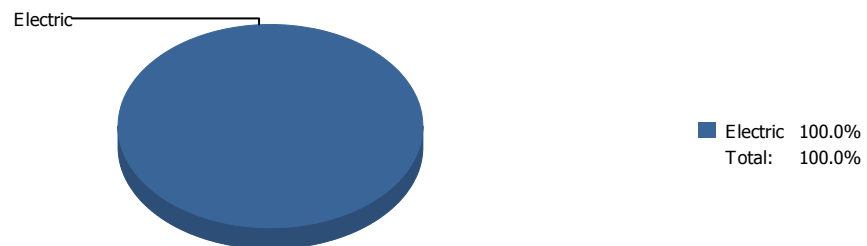
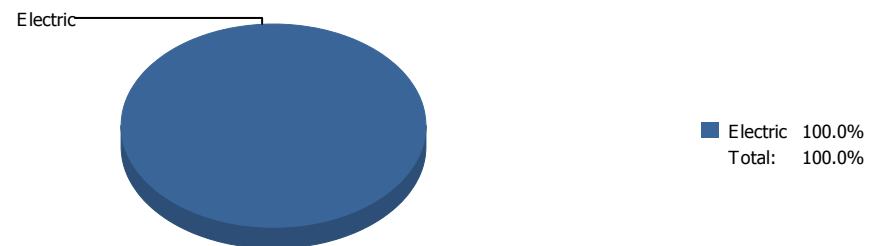


### Energy

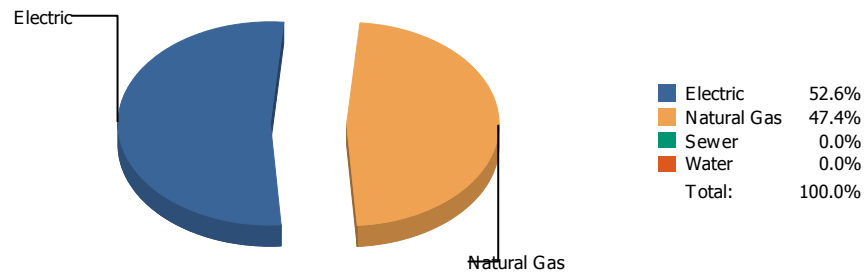


### Cost

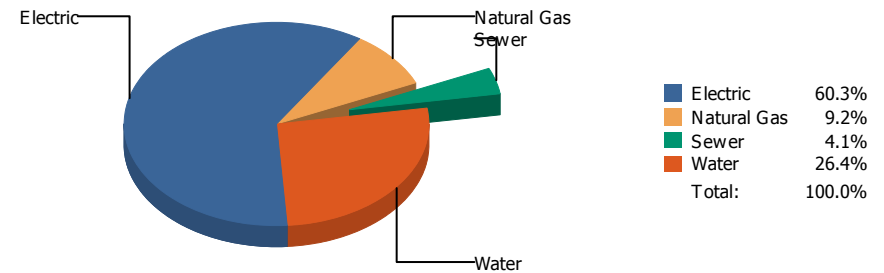


Commodity	Common Use	Energy Use	Energy Use / Area	Total Cost	Cost / Unit	Cost / Area
<b>Place: [ALAMO] ALAMO      101 [BUILDING]</b> <b>Area: 58,978 SqFt</b> <b>Billing Period: Jun 2019</b>						
ELECTRIC	8,600.00 kWh	29,343 KBtu	0.498 KBtu/SqFt	\$673.44	\$0.078 /kWh	\$0.011 /SqFt
<b>Totals:</b>		<b>29,343 KBtu</b>	<b>0.498 KBtu/SqFt</b>	<b>\$673.44</b>		

## Energy

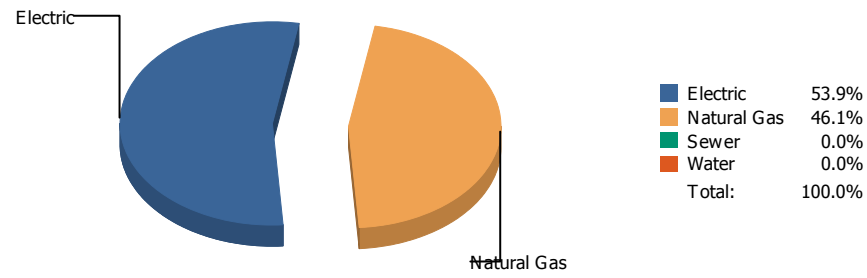


## Cost

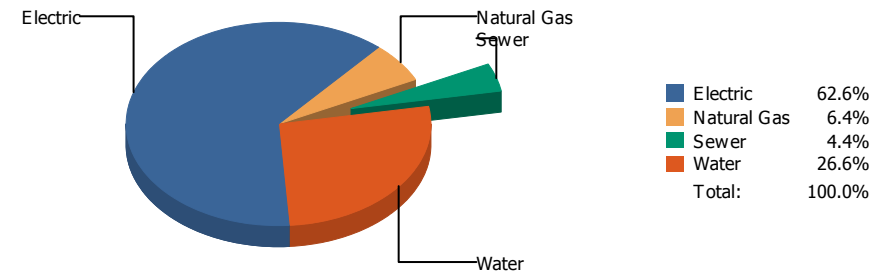


Commodity	Common Use	Energy Use	Energy Use / Area	Total Cost	Cost / Unit	Cost / Area
<b>Place: [ALTA] ALTA VISTA      102 [BUILDING]</b> <b>Area: 68,463 SqFt</b> <b>Billing Period: Jun 2019</b>						
ELECTRIC	18,300.00 kWh	62,440 KBtu	0.912 KBtu/SqFt	\$2,998.27	\$0.164 /kWh	\$0.044 /SqFt
NATURALGAS	546.00 CCF	56,238 KBtu	0.821 KBtu/SqFt	\$459.15	\$0.841 /CCF	\$0.007 /SqFt
SEWER	50.00 CCF			\$203.73	\$4.075 /CCF	\$0.003 /SqFt
WATER	230.00 CCF			\$1,313.09	\$5.709 /CCF	\$0.019 /SqFt
<b>Totals:</b>		<b>118,678 KBtu</b>	<b>1.733 KBtu/SqFt</b>	<b>\$4,974.24</b>		

## Energy

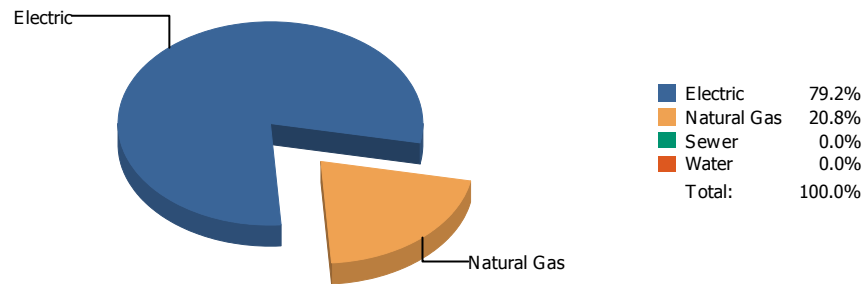


## Cost

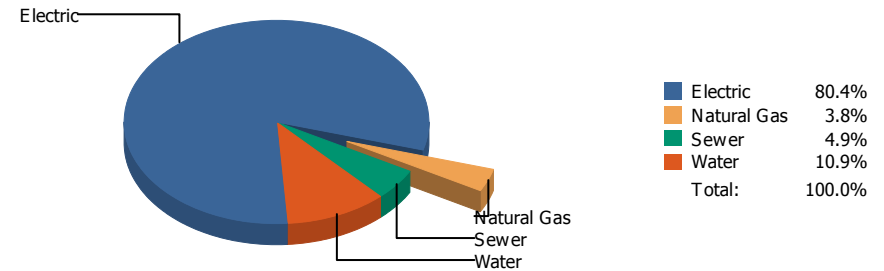


Commodity	Common Use	Energy Use	Energy Use / Area	Total Cost	Cost / Unit	Cost / Area
Place: [ADDRESS] ADDRESS 001 [BUILDING]						
Area: 266,968 SqFt						
Billing Period: Jun 2019						
ELECTRIC	111,677.00 kWh	381,042 KBtu	1.427 KBtu/SqFt	\$14,497.90	\$0.130 /kWh	\$0.054 /SqFt
NATURALGAS	3,159.00 CCF	325,377 KBtu	1.219 KBtu/SqFt	\$1,472.12	\$0.466 /CCF	\$0.005 /SqFt
SEWER	388.00 CCF			\$1,021.95	\$2.634 /CCF	\$0.004 /SqFt
WATER	1,367.00 CCF			\$6,155.91	\$4.503 /CCF	\$0.023 /SqFt
<b>Totals:</b>		<b>706,419 KBtu</b>	<b>2.646 KBtu/SqFt</b>	<b>\$23,147.88</b>		

## Energy

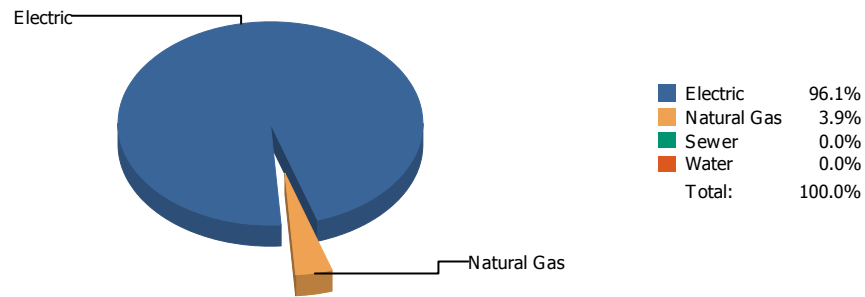


## Cost

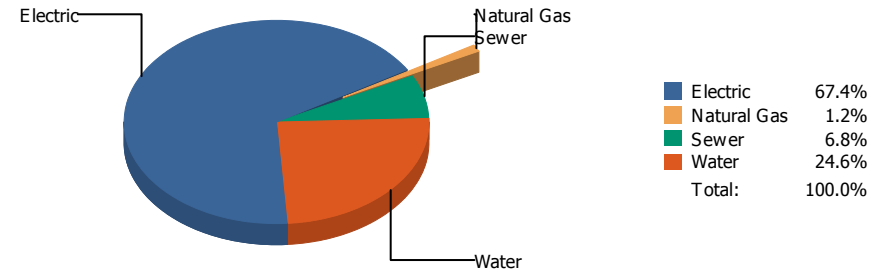


Commodity	Common Use	Energy Use	Energy Use / Area	Total Cost	Cost / Unit	Cost / Area
<b>Place: [AOY] AOY      103 [BUILDING]</b> <b>Area: 105,486 SqFt</b> <b>Billing Period: Jun 2019</b>						
ELECTRIC	58,570.00 kWh	199,841 KBtu	1.894 KBtu/SqFt	\$9,401.94	\$0.161 /kWh	\$0.089 /SqFt
NATURALGAS	510.00 CCF	52,530 KBtu	0.498 KBtu/SqFt	\$443.65	\$0.870 /CCF	\$0.004 /SqFt
SEWER	70.00 CCF			\$567.22	\$8.103 /CCF	\$0.005 /SqFt
WATER	164.00 CCF			\$1,276.51	\$7.784 /CCF	\$0.012 /SqFt
<b>Totals:</b>		<b>252,371 KBtu</b>	<b>2.392 KBtu/SqFt</b>	<b>\$11,689.32</b>		

## Energy

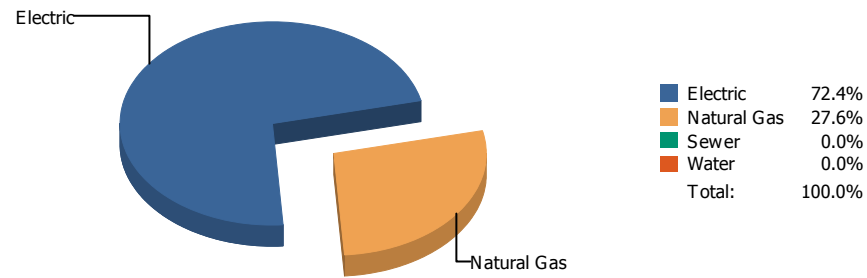


## Cost

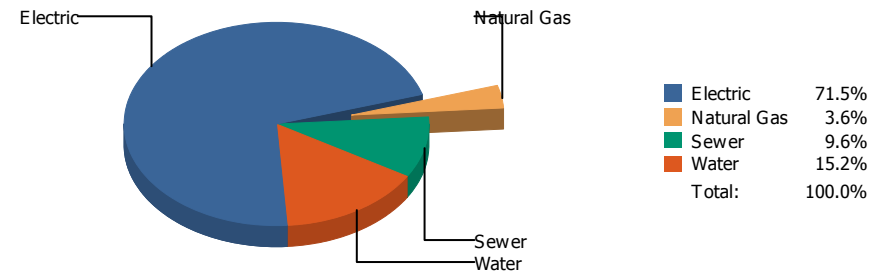


Commodity	Common Use	Energy Use	Energy Use / Area	Total Cost	Cost / Unit	Cost / Area
<b>Place: [ARMENDARIZ_1] ARMENDARIZ MIDDLE SCHOOL [BUILDING]</b>						
<b>Area: 133,779 SqFt</b>						
<b>Billing Period: Jun 2019</b>						
ELECTRIC	64,000.00 kWh	218,368 KBtu	1.632 KBtu/SqFt	\$8,916.65	\$0.139 /kWh	\$0.067 /SqFt
NATURALGAS	86.00 CCF	8,858 KBtu	0.066 KBtu/SqFt	\$162.97	\$1.895 /CCF	\$0.001 /SqFt
SEWER	269.00 CCF			\$897.10	\$3.335 /CCF	\$0.007 /SqFt
WATER	1,072.00 CCF			\$3,249.74	\$3.031 /CCF	\$0.024 /SqFt
<b>Totals:</b>		<b>227,226 KBtu</b>	<b>1.699 KBtu/SqFt</b>	<b>\$13,226.46</b>		

## Energy

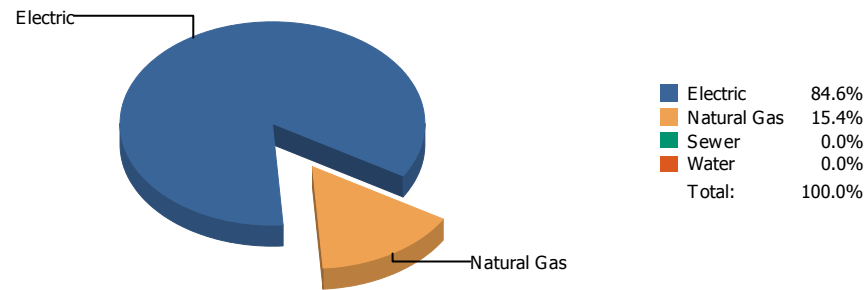


## Cost

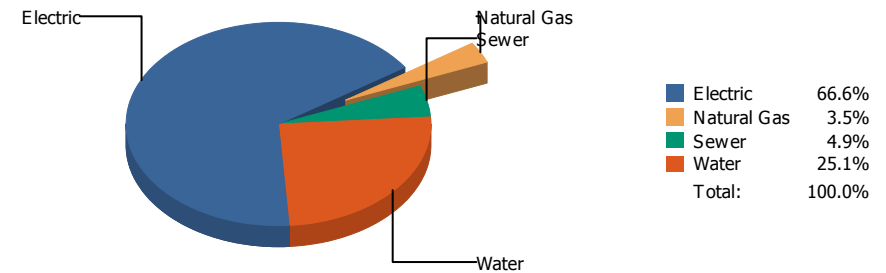


Commodity	Common Use	Energy Use	Energy Use / Area	Total Cost	Cost / Unit	Cost / Area
Place: [AUSTIN] AUSTIN      002 [BUILDING]						
Area: 269,216 SqFt						
Billing Period: Jun 2019						
ELECTRIC	115,216.00 kWh	393,117 KBtu	1.460 KBtu/SqFt	\$17,655.00	\$0.153 /kWh	\$0.065 /SqFt
NATURALGAS	1,456.00 CCF	149,968 KBtu	0.557 KBtu/SqFt	\$891.75	\$0.612 /CCF	\$0.003 /SqFt
SEWER	725.00 CCF			\$2,380.88	\$3.284 /CCF	\$0.009 /SqFt
WATER	1,036.00 CCF			\$3,764.22	\$3.633 /CCF	\$0.014 /SqFt
<b>Totals:</b>		<b>543,085 KBtu</b>	<b>2.017 KBtu/SqFt</b>	<b>\$24,691.85</b>		

## Energy

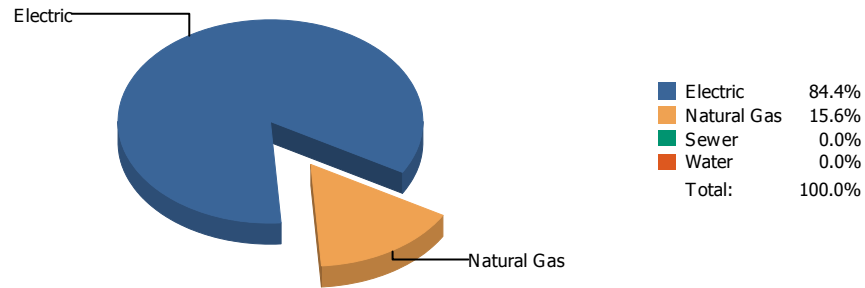


## Cost

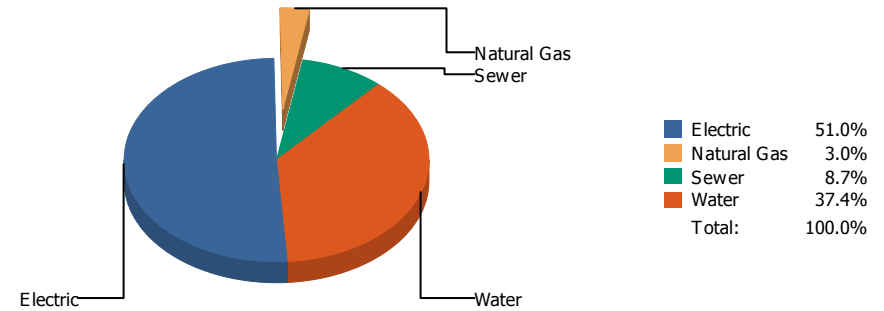


Commodity	Common Use	Energy Use	Energy Use / Area	Total Cost	Cost / Unit	Cost / Area
<b>Place: [BARRON ELEMENTARY] Barron Elementary 165 [BUILDING]</b>						
<b>Area: 87,818 SqFt</b>						
<b>Billing Period: Jun 2019</b>						
ELECTRIC	38,512.00 kWh	131,403 KBtu	1.496 KBtu/SqFt	\$6,617.00	\$0.172 /kWh	\$0.075 /SqFt
NATURALGAS	232.00 CCF	23,896 KBtu	0.272 KBtu/SqFt	\$346.82	\$1.495 /CCF	\$0.004 /SqFt
SEWER	51.00 CCF			\$485.64	\$9.522 /CCF	\$0.006 /SqFt
WATER	377.00 CCF			\$2,491.20	\$6.608 /CCF	\$0.028 /SqFt
<b>Totals:</b>		<b>155,299 KBtu</b>	<b>1.768 KBtu/SqFt</b>	<b>\$9,940.66</b>		

## Energy



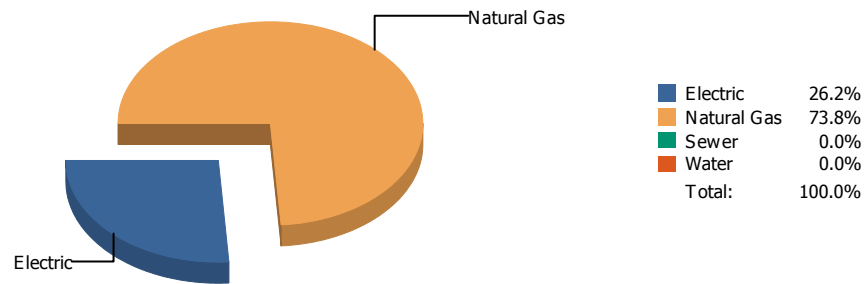
## Cost



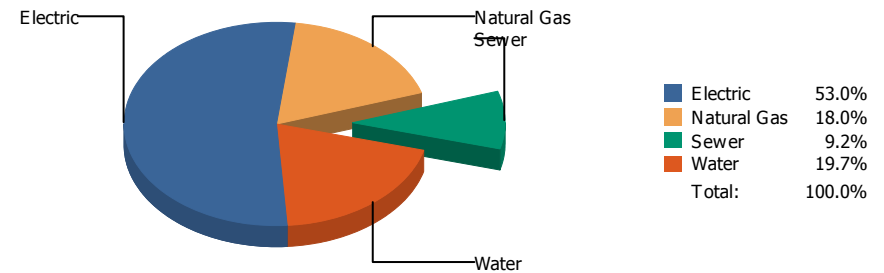
Commodity	Common Use	Energy Use	Energy Use / Area	Total Cost	Cost / Unit	Cost / Area
Place: [BASSETT] BASSETT 049 [BUILDING]						
Area: 174,250 SqFt						
Billing Period: Jun 2019						
ELECTRIC	43,800.00 kWh	149,446 KBtu	0.858 KBtu/SqFt	\$6,151.64	\$0.140 /kWh	\$0.035 /SqFt
NATURALGAS	268.00 CCF	27,604 KBtu	0.158 KBtu/SqFt	\$359.41	\$1.341 /CCF	\$0.002 /SqFt
SEWER	403.00 CCF			\$1,052.85	\$2.613 /CCF	\$0.006 /SqFt
WATER	1,271.00 CCF			\$4,509.71	\$3.548 /CCF	\$0.026 /SqFt
<b>Totals:</b>		<b>177,050 KBtu</b>	<b>1.016 KBtu/SqFt</b>	<b>\$12,073.61</b>		



## Energy



## Cost



Commodity	Common Use	Energy Use	Energy Use / Area	Total Cost	Cost / Unit	Cost / Area
<b>Place: [BEALL] BEALL      104 [BUILDING]</b> <b>Area: 74,454 SqFt</b> <b>Billing Period: Jun 2019</b>						
ELECTRIC	17,768.00 kWh	60,624 KBtu	0.814 KBtu/SqFt	\$2,469.59	\$0.139 /kWh	\$0.033 /SqFt
NATURALGAS	1,657.00 CCF	170,671 KBtu	2.292 KBtu/SqFt	\$840.19	\$0.507 /CCF	\$0.011 /SqFt
SEWER	101.00 CCF			\$430.73	\$4.265 /CCF	\$0.006 /SqFt
WATER	245.00 CCF			\$917.60	\$3.745 /CCF	\$0.012 /SqFt
<b>Totals:</b>		<b>231,295 KBtu</b>	<b>3.107 KBtu/SqFt</b>	<b>\$4,658.11</b>		

## Energy

Electric

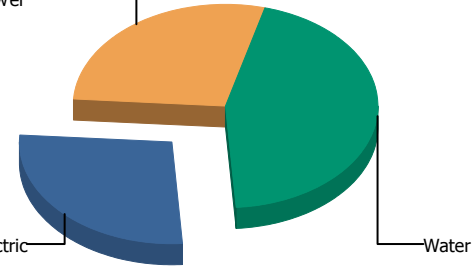


Electric 100.0%  
 Sewer 0.0%  
 Water 0.0%  
 Total: 100.0%

## Cost

Sewer

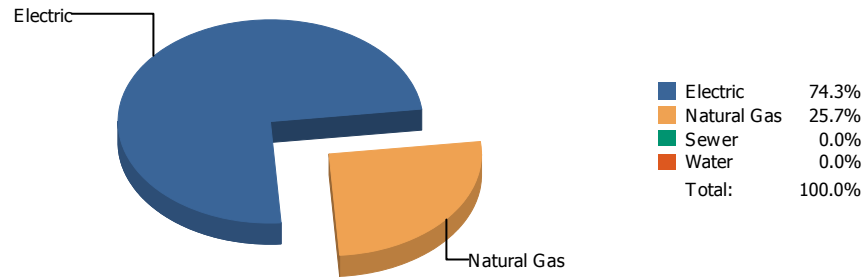
Electric



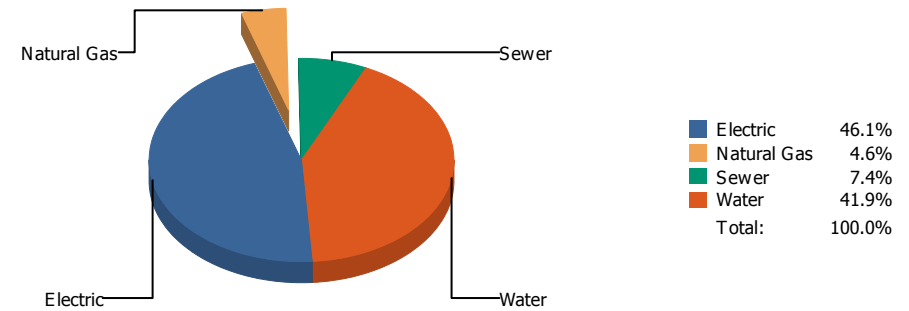
Electric 27.1%  
 Sewer 28.2%  
 Water 44.7%  
 Total: 100.0%

Commodity	Common Use	Energy Use	Energy Use / Area	Total Cost	Cost / Unit	Cost / Area
<b>Place: [BLISS] BLISS      105 [BUILDING]</b> <b>Area: 78,820 SqFt</b> <b>Billing Period: Jun 2019</b>						
ELECTRIC	16,149.00 kWh	55,100 KBtu	0.699 KBtu/SqFt	\$3,086.24	\$0.191 /kWh	\$0.039 /SqFt
SEWER	1,451.00 CCF			\$3,211.73	\$2.213 /CCF	\$0.041 /SqFt
WATER	2,171.00 CCF			\$5,087.55	\$2.343 /CCF	\$0.065 /SqFt
<b>Totals:</b>		<b>55,100 KBtu</b>	<b>0.699 KBtu/SqFt</b>	<b>\$11,385.52</b>		

## Energy

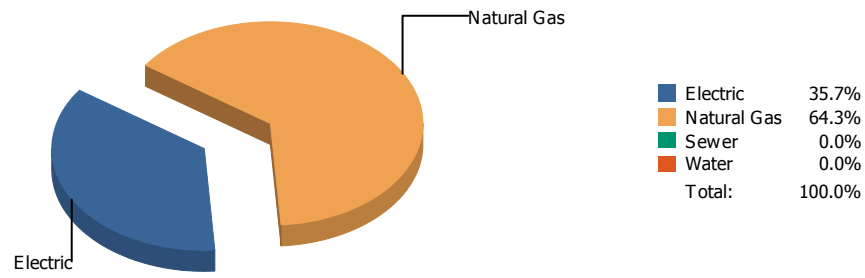


## Cost

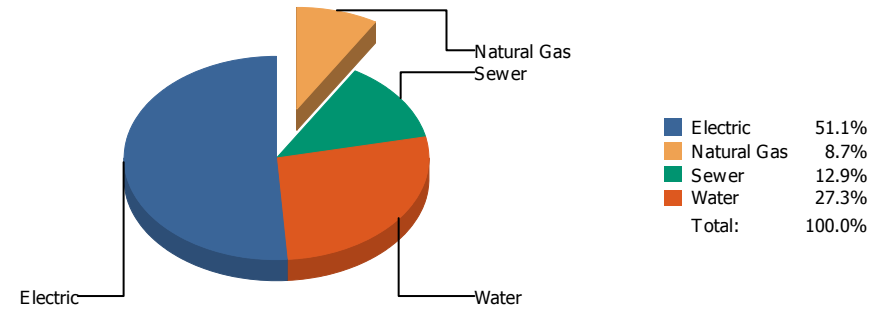


Commodity	Common Use	Energy Use	Energy Use / Area	Total Cost	Cost / Unit	Cost / Area
<b>Place: [BOND_2] BOND      160 [BUILDING]</b> <b>Area: 89,988 SqFt</b> <b>Billing Period: Jun 2019</b>						
ELECTRIC	24,066.00 kWh	82,113 KBtu	0.912 KBtu/SqFt	\$3,636.35	\$0.151 /kWh	\$0.040 /SqFt
NATURALGAS	276.00 CCF	28,428 KBtu	0.316 KBtu/SqFt	\$364.05	\$1.319 /CCF	\$0.004 /SqFt
SEWER	125.00 CCF			\$580.90	\$4.647 /CCF	\$0.006 /SqFt
WATER	573.00 CCF			\$3,306.15	\$5.770 /CCF	\$0.037 /SqFt
<b>Totals:</b>		<b>110,541 KBtu</b>	<b>1.228 KBtu/SqFt</b>	<b>\$7,887.45</b>		

## Energy

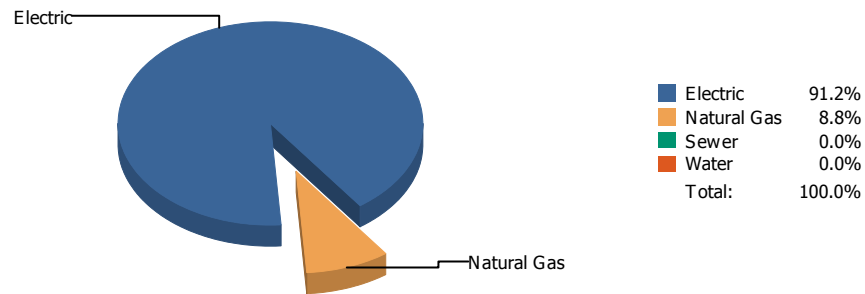


## Cost

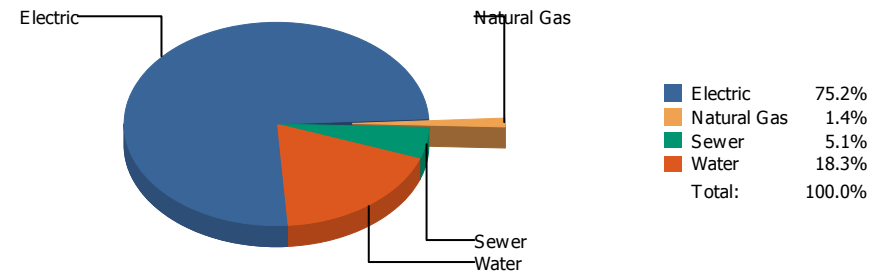


Commodity	Common Use	Energy Use	Energy Use / Area	Total Cost	Cost / Unit	Cost / Area
Place: [BONHAM] BONHAM 106 [BUILDING]						
Area: 53,522 SqFt						
Billing Period: Jun 2019						
ELECTRIC	15,328.00 kWh	52,299 KBtu	0.977 KBtu/SqFt	\$2,591.19	\$0.169 /kWh	\$0.048 /SqFt
NATURALGAS	913.00 CCF	94,039 KBtu	1.757 KBtu/SqFt	\$442.03	\$0.484 /CCF	\$0.008 /SqFt
SEWER	222.00 CCF			\$654.46	\$2.948 /CCF	\$0.012 /SqFt
WATER	334.00 CCF			\$1,385.85	\$4.149 /CCF	\$0.026 /SqFt
<b>Totals:</b>		<b>146,338 KBtu</b>	<b>2.734 KBtu/SqFt</b>	<b>\$5,073.53</b>		

## Energy

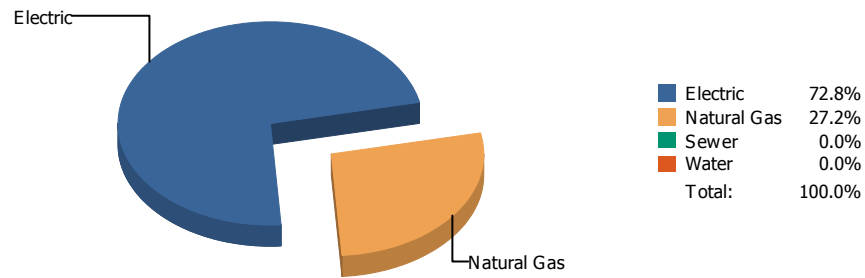


## Cost

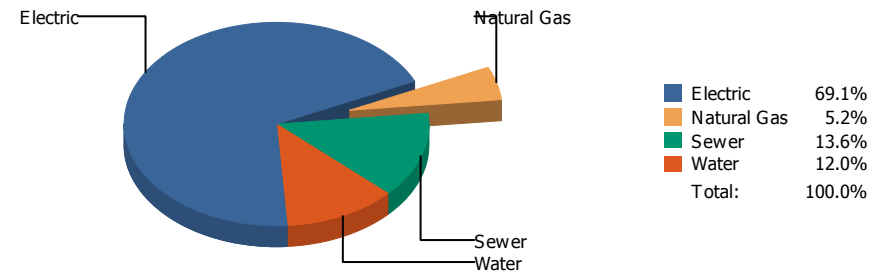


Commodity	Common Use	Energy Use	Energy Use / Area	Total Cost	Cost / Unit	Cost / Area
Place: [BOWIE] BOWIE 003 [BUILDING]						
Area: 282,931 SqFt						
Billing Period: Jun 2019						
ELECTRIC	259,028.00 kWh	883,804 KBtu	3.124 KBtu/SqFt	\$30,324.53	\$0.117 /kWh	\$0.107 /SqFt
NATURALGAS	823.00 CCF	84,769 KBtu	0.300 KBtu/SqFt	\$552.92	\$0.672 /CCF	\$0.002 /SqFt
SEWER	676.00 CCF			\$2,058.92	\$3.046 /CCF	\$0.007 /SqFt
WATER	3,173.00 CCF			\$7,365.92	\$2.321 /CCF	\$0.026 /SqFt
<b>Totals:</b>		<b>968,573 KBtu</b>	<b>3.423 KBtu/SqFt</b>	<b>\$40,302.29</b>		

## Energy

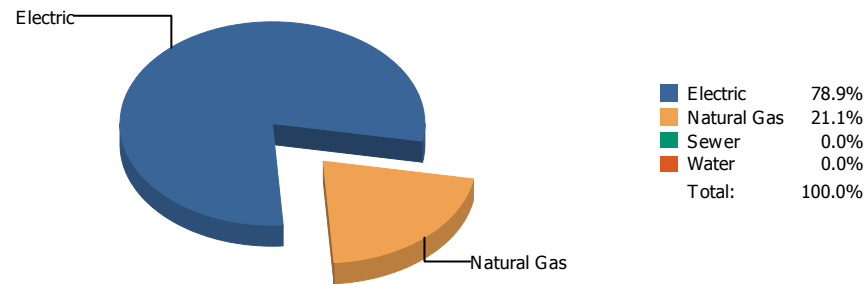


## Cost

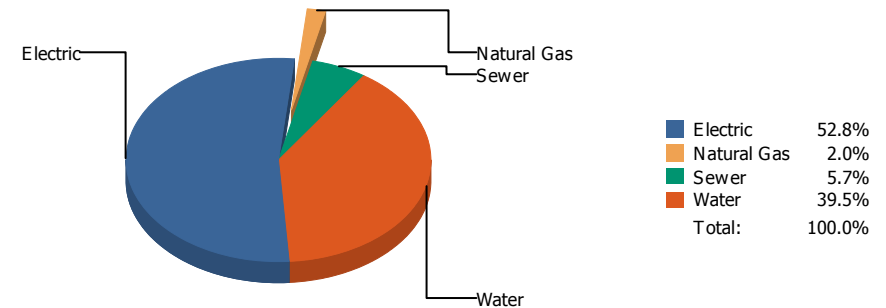


Commodity	Common Use	Energy Use	Energy Use / Area	Total Cost	Cost / Unit	Cost / Area
Place: [BRADLEY] BRADLEY 158 [BUILDING]						
Area: 59,142 SqFt						
Billing Period: Jun 2019						
ELECTRIC	12,500.00 kWh	42,650 KBtu	0.721 KBtu/SqFt	\$2,483.09	\$0.199 /kWh	\$0.042 /SqFt
NATURALGAS	155.00 CCF	15,965 KBtu	0.270 KBtu/SqFt	\$188.07	\$1.213 /CCF	\$0.003 /SqFt
SEWER	71.00 CCF			\$489.22	\$6.890 /CCF	\$0.008 /SqFt
WATER	38.00 CCF			\$432.61	\$11.384 /CCF	\$0.007 /SqFt
<b>Totals:</b>		<b>58,615 KBtu</b>	<b>0.991 KBtu/SqFt</b>	<b>\$3,592.99</b>		

## Energy

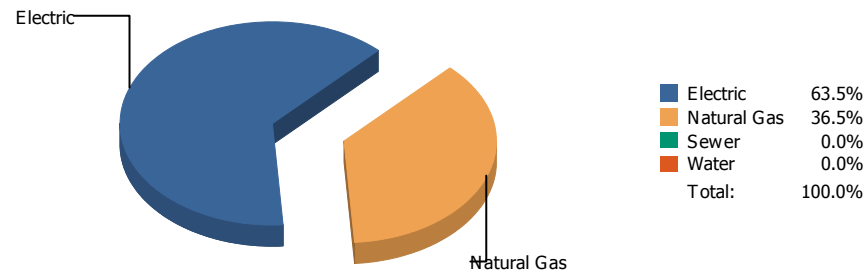


## Cost

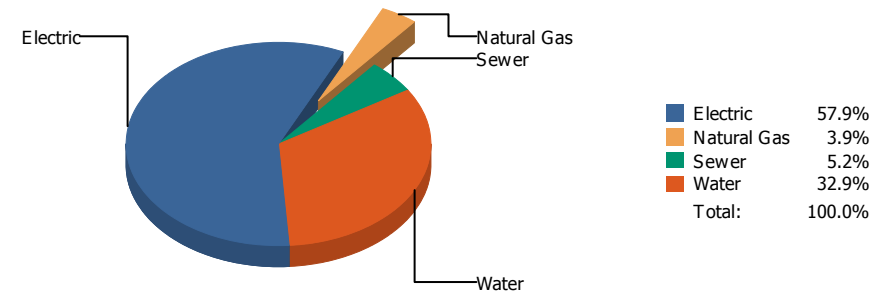


Commodity	Common Use	Energy Use	Energy Use / Area	Total Cost	Cost / Unit	Cost / Area
<b>Place: [BROWN] BROWN MIDDLE SCHOOL 056 [BUILDING]</b>						
<b>Area: 173,263 SqFt</b>						
<b>Billing Period: Jun 2019</b>						
ELECTRIC	103,000.00 kWh	351,436 KBtu	2.028 KBtu/SqFt	\$11,403.49	\$0.111 /kWh	\$0.066 /SqFt
NATURALGAS	911.00 CCF	93,833 KBtu	0.542 KBtu/SqFt	\$441.37	\$0.484 /CCF	\$0.003 /SqFt
SEWER	426.00 CCF			\$1,220.52	\$2.865 /CCF	\$0.007 /SqFt
WATER	1,714.00 CCF			\$8,536.47	\$4.980 /CCF	\$0.049 /SqFt
<b>Totals:</b>		<b>445,269 KBtu</b>	<b>2.570 KBtu/SqFt</b>	<b>\$21,601.85</b>		

## Energy



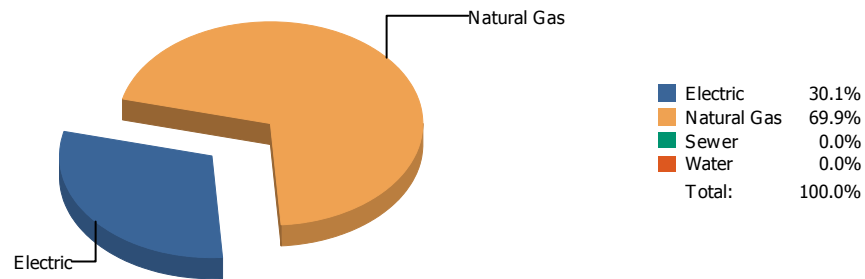
## Cost



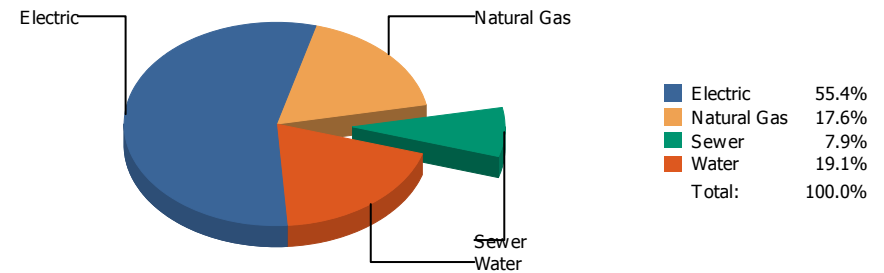
Commodity	Common Use	Energy Use	Energy Use / Area	Total Cost	Cost / Unit	Cost / Area
Place: [BURGES] BURGES 004 [BUILDING]						
Area: 241,219 SqFt						
Billing Period: Jun 2019						
ELECTRIC	60,638.00 kWh	206,897 KBtu	0.858 KBtu/SqFt	\$11,720.72	\$0.193 /kWh	\$0.048 /SqFt
NATURALGAS	1,157.00 CCF	119,171 KBtu	0.494 KBtu/SqFt	\$795.09	\$0.687 /CCF	\$0.003 /SqFt
SEWER	241.00 CCF			\$1,062.09	\$4.407 /CCF	\$0.004 /SqFt
WATER	1,226.00 CCF			\$6,653.87	\$5.427 /CCF	\$0.027 /SqFt
<b>Totals:</b>		<b>326,068 KBtu</b>	<b>1.352 KBtu/SqFt</b>	<b>\$20,231.77</b>		



## Energy

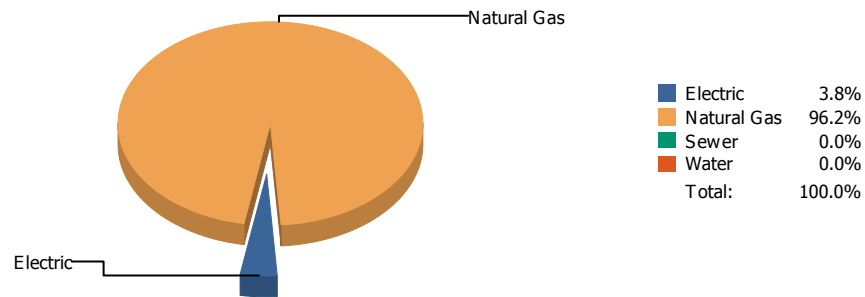


## Cost

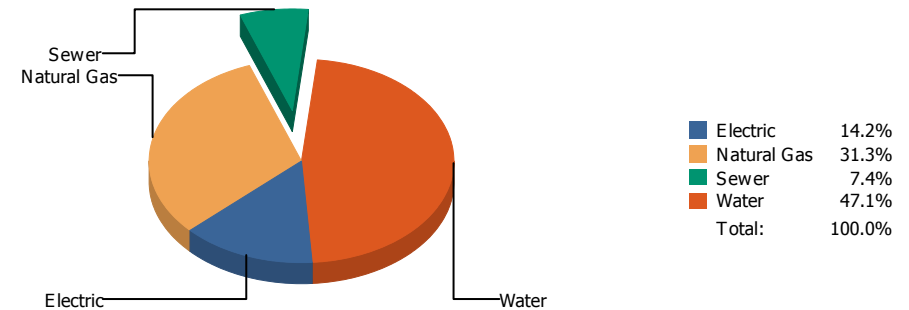


Commodity	Common Use	Energy Use	Energy Use / Area	Total Cost	Cost / Unit	Cost / Area
Place: [BURLESON] BURLESON 107 [BUILDING]						
Area: 73,772 SqFt						
Billing Period: Jun 2019						
ELECTRIC	18,677.00 kWh	63,726 KBtu	0.864 KBtu/SqFt	\$2,818.77	\$0.151 /kWh	\$0.038 /SqFt
NATURALGAS	1,437.00 CCF	148,011 KBtu	2.006 KBtu/SqFt	\$896.97	\$0.624 /CCF	\$0.012 /SqFt
SEWER	97.00 CCF			\$401.28	\$4.137 /CCF	\$0.005 /SqFt
WATER	423.00 CCF			\$969.84	\$2.293 /CCF	\$0.013 /SqFt
<b>Totals:</b>		<b>211,737 KBtu</b>	<b>2.870 KBtu/SqFt</b>	<b>\$5,086.86</b>		

## Energy

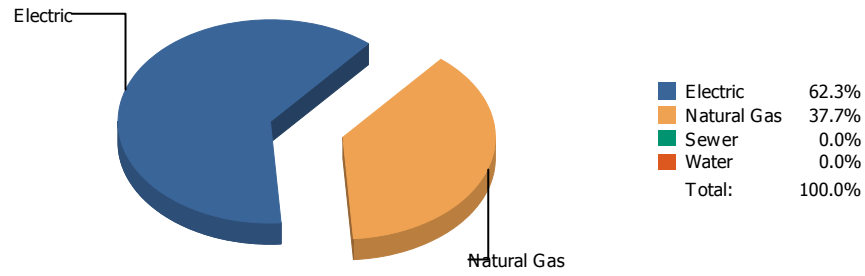


## Cost

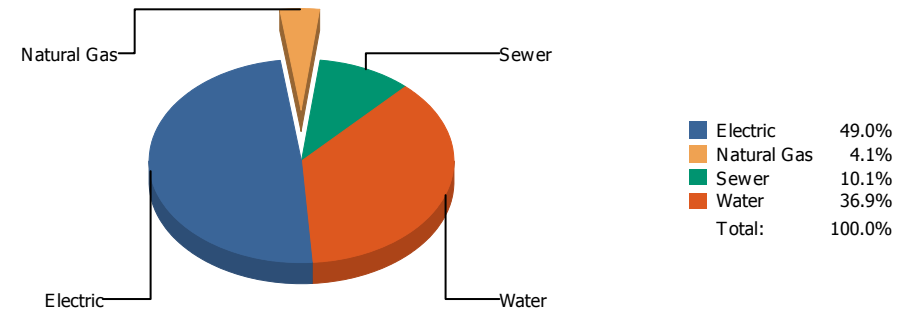


Commodity	Common Use	Energy Use	Energy Use / Area	Total Cost	Cost / Unit	Cost / Area
<b>Place: [BURNET] BURNET      108 [BUILDING]</b>						
<b>Area: 50,520 SqFt</b>						
<b>Billing Period: Jun 2019</b>						
ELECTRIC	4,268.00 kWh	14,562 KBtu	0.288 KBtu/SqFt	\$665.17	\$0.156 /kWh	\$0.013 /SqFt
NATURALGAS	3,556.00 CCF	366,268 KBtu	7.250 KBtu/SqFt	\$1,472.30	\$0.414 /CCF	\$0.029 /SqFt
SEWER	71.00 CCF			\$347.72	\$4.897 /CCF	\$0.007 /SqFt
WATER	412.00 CCF			\$2,212.84	\$5.371 /CCF	\$0.044 /SqFt
<b>Totals:</b>		<b>380,830 KBtu</b>	<b>7.538 KBtu/SqFt</b>	<b>\$4,698.03</b>		

## Energy

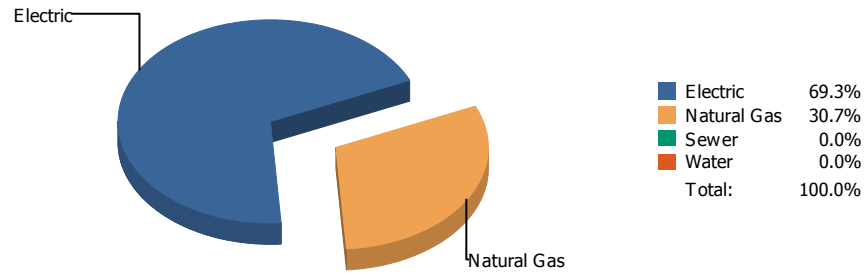


## Cost

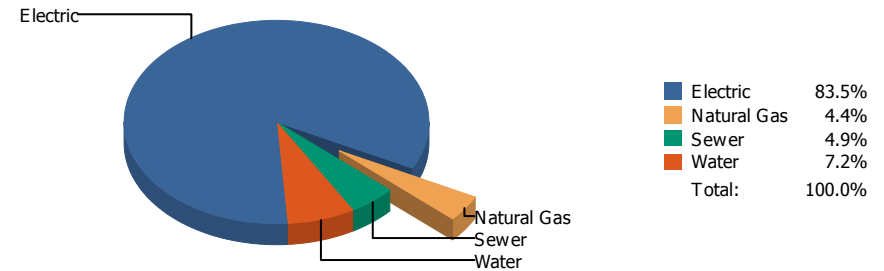


Commodity	Common Use	Energy Use	Energy Use / Area	Total Cost	Cost / Unit	Cost / Area
<b>Place: [CANYON HILLS] CANYON HILLS 043 [BUILDING]</b> <b>Area: 133,149 SqFt</b> <b>Billing Period: Jun 2019</b>						
ELECTRIC	39,590.00 kWh	135,081 KBtu	1.015 KBtu/SqFt	\$6,423.68	\$0.162 /kWh	\$0.048 /SqFt
NATURALGAS	795.00 CCF	81,885 KBtu	0.615 KBtu/SqFt	\$536.53	\$0.675 /CCF	\$0.004 /SqFt
SEWER	309.00 CCF			\$1,322.46	\$4.280 /CCF	\$0.010 /SqFt
WATER	1,018.00 CCF			\$4,836.30	\$4.751 /CCF	\$0.036 /SqFt
<b>Totals:</b>		<b>216,966 KBtu</b>	<b>1.629 KBtu/SqFt</b>	<b>\$13,118.97</b>		

## Energy



## Cost



Commodity	Common Use	Energy Use	Energy Use / Area	Total Cost	Cost / Unit	Cost / Area
<b>Place: [CAREER] CAREER AND TECHNOLOGY [BUILDING]</b>						
<b>Area: 146,485 SqFt</b>						
<b>Billing Period: Jun 2019</b>						
ELECTRIC	86,348.00 kWh	294,619 KBtu	2.011 KBtu/SqFt	\$10,739.54	\$0.124 /kWh	\$0.073 /SqFt
NATURALGAS	1,266.00 CCF	130,398 KBtu	0.890 KBtu/SqFt	\$566.00	\$0.447 /CCF	\$0.004 /SqFt
SEWER	159.00 CCF			\$630.27	\$3.964 /CCF	\$0.004 /SqFt
WATER	265.00 CCF			\$927.26	\$3.499 /CCF	\$0.006 /SqFt
<b>Totals:</b>		<b>425,017 KBtu</b>	<b>2.901 KBtu/SqFt</b>	<b>\$12,863.07</b>		

## Energy

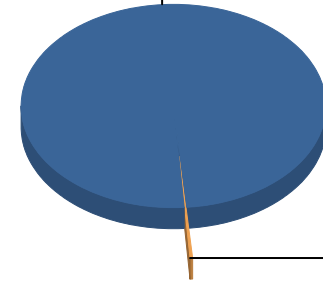
Electric



■ Electric 100.0%  
 ■ Water 0.0%  
 Total: 100.0%

## Cost

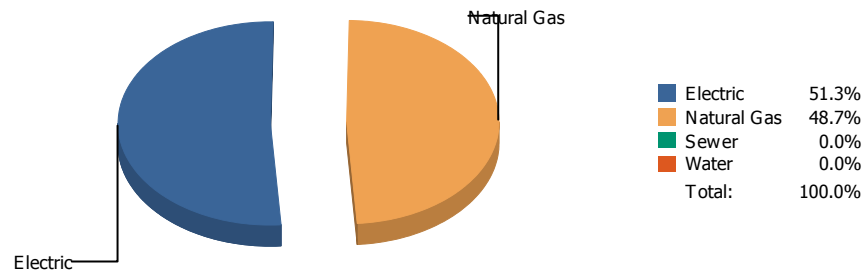
Electric



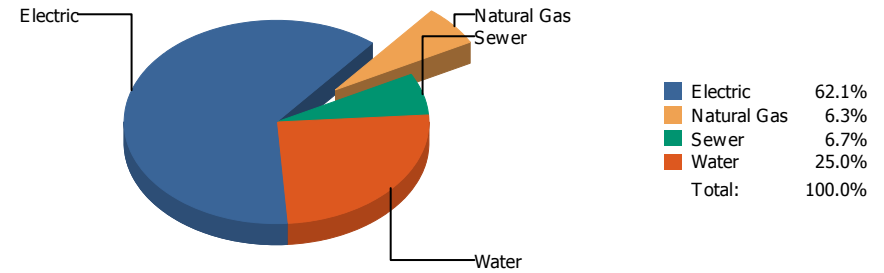
■ Electric 99.8%  
 ■ Water 0.2%  
 Total: 100.0%

Commodity	Common Use	Energy Use	Energy Use / Area	Total Cost	Cost / Unit	Cost / Area
Place: [CHAPIN] CHAPIN 012 [BUILDING]						
Area: 273,727 SqFt						
Billing Period: Jun 2019						
ELECTRIC	273,032.00 kWh	931,585 KBtu	3.403 KBtu/SqFt	\$30,962.98	\$0.113 /kWh	\$0.113 /SqFt
WATER	0.00 CCF			\$68.00	\$0.000 /CCF	\$0.000 /SqFt
<b>Totals:</b>		<b>931,585 KBtu</b>	<b>3.403 KBtu/SqFt</b>	<b>\$31,030.98</b>		

## Energy

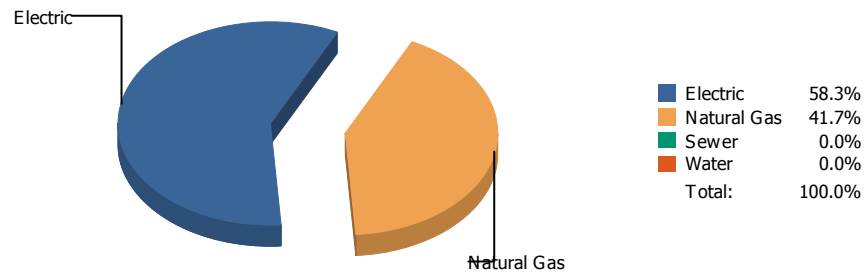


## Cost

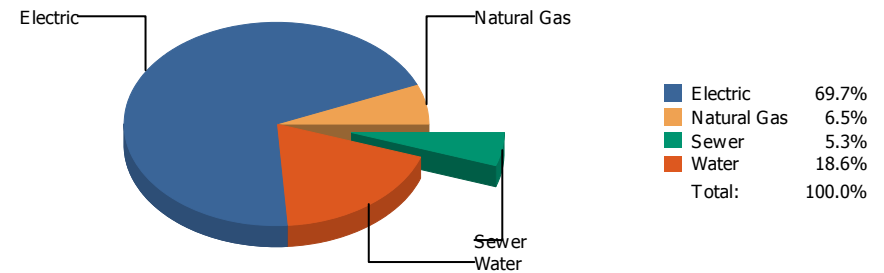


Commodity	Common Use	Energy Use	Energy Use / Area	Total Cost	Cost / Unit	Cost / Area
Place: [CHARLES] H.E. CHARLES 045 [BUILDING]						
Area: 107,867 SqFt						
Billing Period: Jun 2019						
ELECTRIC	50,224.00 kWh	171,364 KBtu	1.589 KBtu/SqFt	\$7,942.67	\$0.158 /kWh	\$0.074 /SqFt
NATURALGAS	1,577.00 CCF	162,431 KBtu	1.506 KBtu/SqFt	\$802.57	\$0.509 /CCF	\$0.007 /SqFt
SEWER	249.00 CCF			\$855.90	\$3.437 /CCF	\$0.008 /SqFt
WATER	747.00 CCF			\$3,194.06	\$4.276 /CCF	\$0.030 /SqFt
<b>Totals:</b>		<b>333,795 KBtu</b>	<b>3.095 KBtu/SqFt</b>	<b>\$12,795.20</b>		

## Energy

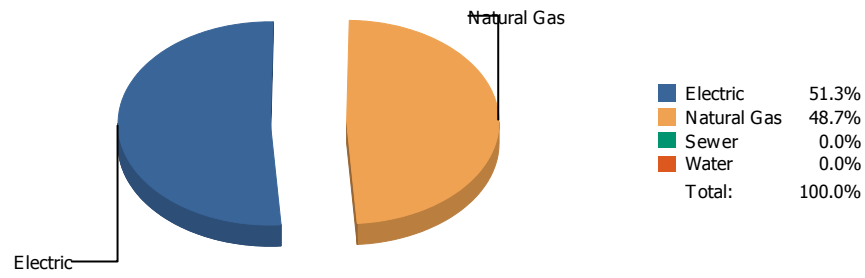


## Cost

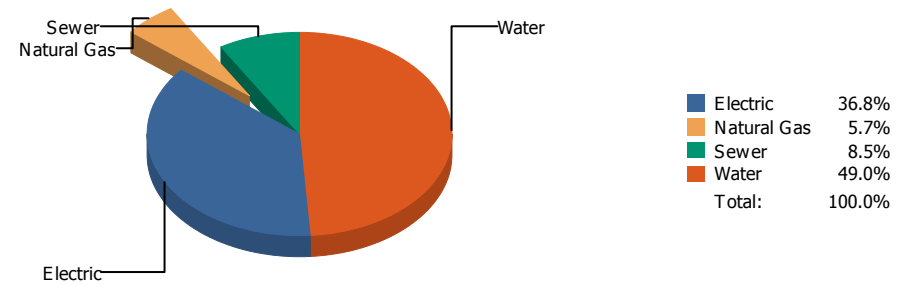


Commodity	Common Use	Energy Use	Energy Use / Area	Total Cost	Cost / Unit	Cost / Area
<b>Place: [CIELO VI] CIELO VISTA 151 [BUILDING]</b> <b>Area: 66,034 SqFt</b> <b>Billing Period: Jun 2019</b>						
ELECTRIC	31,100.00 kWh	106,113 KBtu	1.607 KBtu/SqFt	\$5,530.51	\$0.178 /kWh	\$0.084 /SqFt
NATURALGAS	737.00 CCF	75,911 KBtu	1.150 KBtu/SqFt	\$517.58	\$0.702 /CCF	\$0.008 /SqFt
SEWER	95.00 CCF			\$418.37	\$4.404 /CCF	\$0.006 /SqFt
WATER	427.00 CCF			\$1,472.92	\$3.449 /CCF	\$0.022 /SqFt
<b>Totals:</b>		<b>182,024 KBtu</b>	<b>2.757 KBtu/SqFt</b>	<b>\$7,939.38</b>		

## Energy



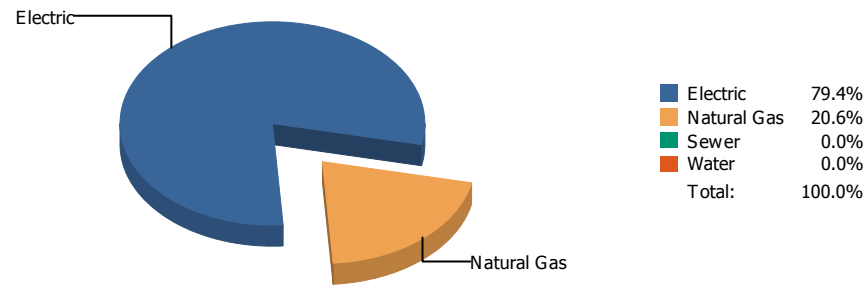
## Cost



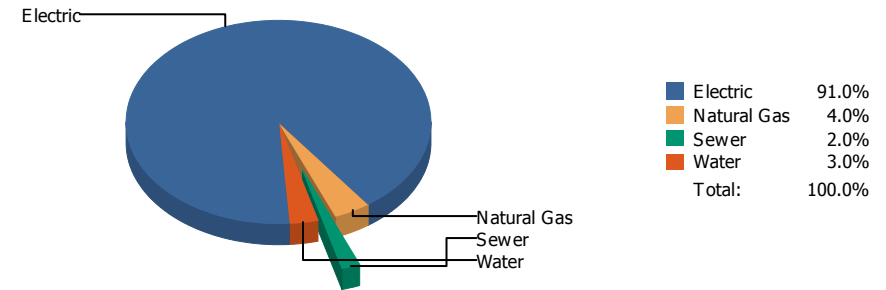
Commodity	Common Use	Energy Use	Energy Use / Area	Total Cost	Cost / Unit	Cost / Area
Place: [CLARDY] CLARDY 109 [BUILDING]						
Area: 70,700 SqFt						
Billing Period: Jun 2019						
ELECTRIC	17,940.00 kWh	61,211 KBtu	0.866 KBtu/SqFt	\$2,990.23	\$0.167 /kWh	\$0.042 /SqFt
NATURALGAS	564.00 CCF	58,092 KBtu	0.822 KBtu/SqFt	\$463.61	\$0.822 /CCF	\$0.007 /SqFt
SEWER	178.00 CCF			\$690.08	\$3.877 /CCF	\$0.010 /SqFt
WATER	747.00 CCF			\$3,977.58	\$5.325 /CCF	\$0.056 /SqFt
<b>Totals:</b>		<b>119,303 KBtu</b>	<b>1.687 KBtu/SqFt</b>	<b>\$8,121.50</b>		



## Energy

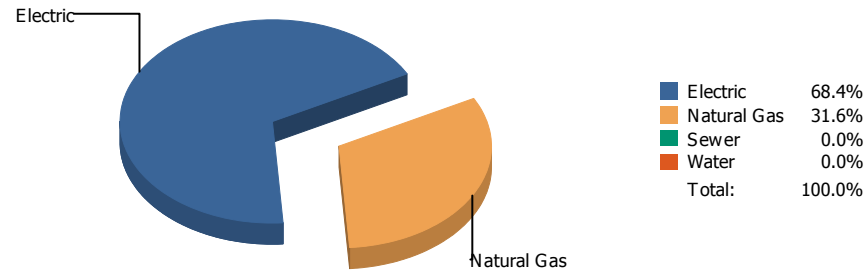


## Cost

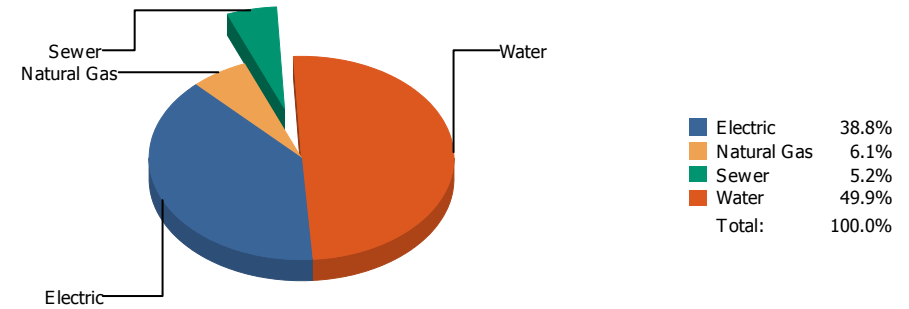


Commodity	Common Use	Energy Use	Energy Use / Area	Total Cost	Cost / Unit	Cost / Area
<b>Place: [CLEDENIN] CLEDENIN 149 [BUILDING]</b> <b>Area: 62,721 SqFt</b> <b>Billing Period: Jun 2019</b>						
ELECTRIC	26,069.00 kWh	88,947 KBtu	1.418 KBtu/SqFt	\$4,835.49	\$0.185 /kWh	\$0.077 /SqFt
NATURALGAS	224.00 CCF	23,072 KBtu	0.368 KBtu/SqFt	\$210.91	\$0.942 /CCF	\$0.003 /SqFt
SEWER	2.00 CCF			\$104.85	\$52.425 /CCF	\$0.002 /SqFt
WATER	6.00 CCF			\$159.77	\$26.628 /CCF	\$0.003 /SqFt
<b>Totals:</b>		<b>112,019 KBtu</b>	<b>1.786 KBtu/SqFt</b>	<b>\$5,311.02</b>		

## Energy

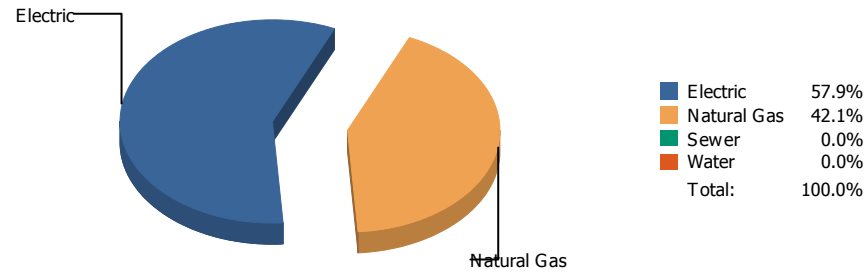


## Cost

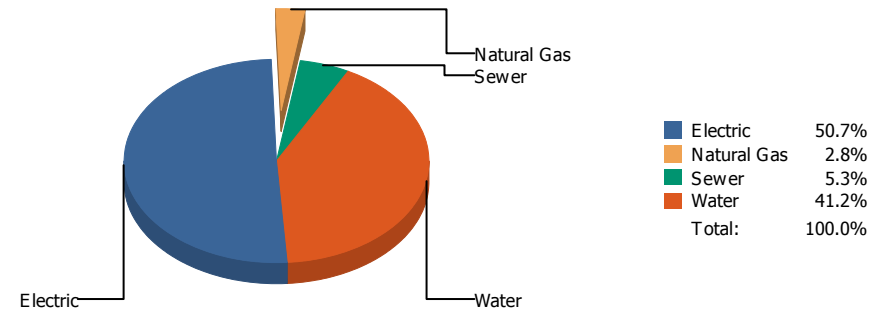


Commodity	Common Use	Energy Use	Energy Use / Area	Total Cost	Cost / Unit	Cost / Area
Place: [COLDWELL] COLDWELL 110 [BUILDING]						
Area: 67,310 SqFt						
Billing Period: Jun 2019						
ELECTRIC	17,686.00 kWh	60,345 KBtu	0.897 KBtu/SqFt	\$3,164.70	\$0.179 /kWh	\$0.047 /SqFt
NATURALGAS	271.00 CCF	27,913 KBtu	0.415 KBtu/SqFt	\$495.23	\$1.827 /CCF	\$0.007 /SqFt
SEWER	70.00 CCF			\$425.72	\$6.082 /CCF	\$0.006 /SqFt
WATER	622.00 CCF			\$4,062.35	\$6.531 /CCF	\$0.060 /SqFt
<b>Totals:</b>		<b>88,258 KBtu</b>	<b>1.311 KBtu/SqFt</b>	<b>\$8,148.00</b>		

## Energy

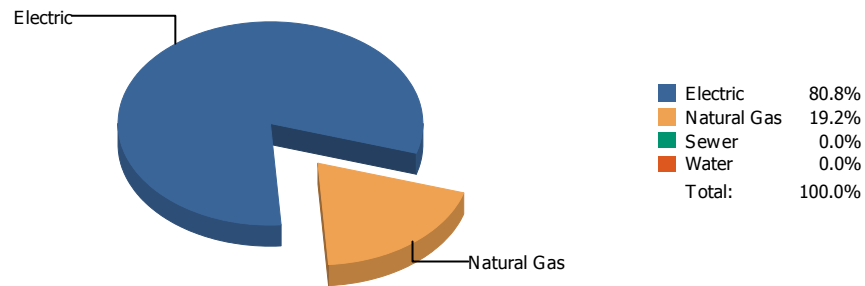


## Cost

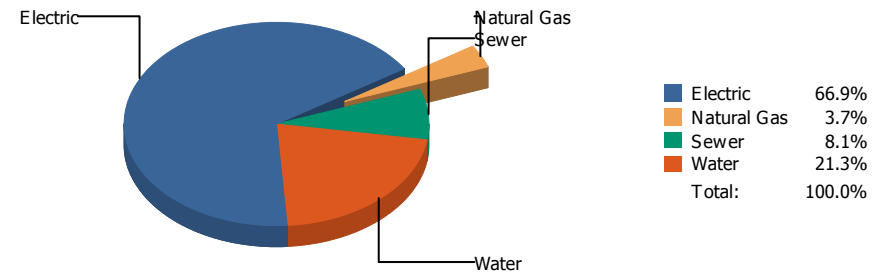


Commodity	Common Use	Energy Use	Energy Use / Area	Total Cost	Cost / Unit	Cost / Area
<b>Place: [COLLINS] COLLINS      142 [BUILDING]</b> <b>Area: 81,245 SqFt</b> <b>Billing Period: Jun 2019</b>						
ELECTRIC	6,464.00 kWh	22,055 KBtu	0.271 KBtu/SqFt	\$5,743.49	\$0.889 /kWh	\$0.071 /SqFt
NATURALGAS	156.00 CCF	16,068 KBtu	0.198 KBtu/SqFt	\$320.40	\$2.054 /CCF	\$0.004 /SqFt
SEWER	181.00 CCF			\$595.53	\$3.290 /CCF	\$0.007 /SqFt
WATER	791.00 CCF			\$4,674.19	\$5.909 /CCF	\$0.057 /SqFt
<b>Totals:</b>		<b>38,123 KBtu</b>	<b>0.469 KBtu/SqFt</b>	<b>\$11,333.61</b>		

## Energy

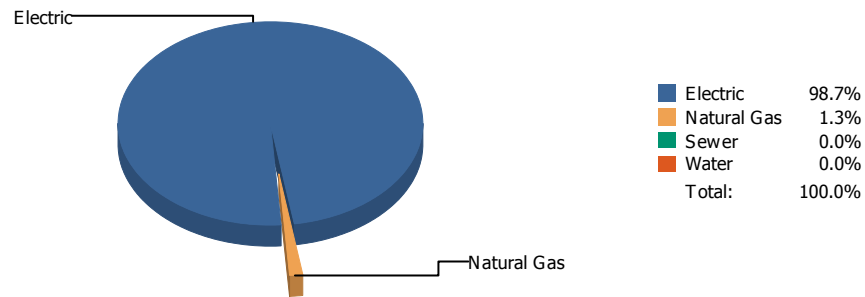


## Cost

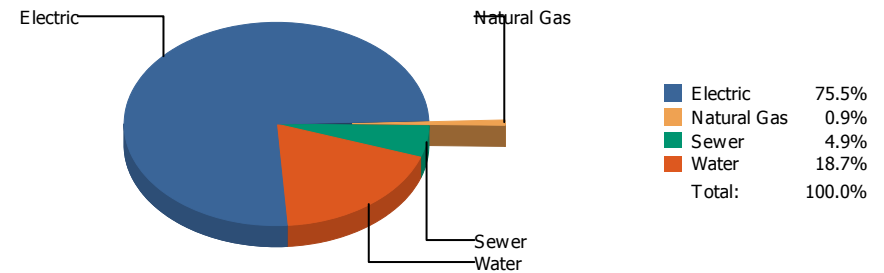


Commodity	Common Use	Energy Use	Energy Use / Area	Total Cost	Cost / Unit	Cost / Area
Place: [COOLEY] COOLEY 111 [BUILDING]						
Area: 95,590 SqFt						
Billing Period: Jun 2019						
ELECTRIC	63,800.00 kWh	217,686 KBtu	2.277 KBtu/SqFt	\$7,996.77	\$0.125 /kWh	\$0.084 /SqFt
NATURALGAS	503.00 CCF	51,809 KBtu	0.542 KBtu/SqFt	\$441.16	\$0.877 /CCF	\$0.005 /SqFt
SEWER	174.00 CCF			\$963.36	\$5.537 /CCF	\$0.010 /SqFt
WATER	507.00 CCF			\$2,543.94	\$5.018 /CCF	\$0.026 /SqFt
<b>Totals:</b>		<b>269,495 KBtu</b>	<b>2.819 KBtu/SqFt</b>	<b>\$11,945.23</b>		

## Energy



## Cost



Commodity	Common Use	Energy Use	Energy Use / Area	Total Cost	Cost / Unit	Cost / Area
Place: [CORONADO] CORONADO 005 [BUILDING]						
Area: 406,757 SqFt						
Billing Period: Jun 2019						
ELECTRIC	190,462.00 kWh	649,856 KBtu	1.598 KBtu/SqFt	\$24,262.97	\$0.127 /kWh	\$0.059 /SqFt
NATURALGAS	85.00 CCF	8,755 KBtu	0.022 KBtu/SqFt	\$295.54	\$3.477 /CCF	\$0.001 /SqFt
SEWER	522.00 CCF			\$1,568.06	\$3.004 /CCF	\$0.004 /SqFt
WATER	2,771.00 CCF			\$6,012.89	\$2.170 /CCF	\$0.014 /SqFt
<b>Totals:</b>		<b>658,611 KBtu</b>	<b>1.619 KBtu/SqFt</b>	<b>\$32,139.46</b>		

## Energy

Electric



Electric	100.0%
Natural Gas	0.0%
Sewer	0.0%
Water	0.0%
<b>Total:</b>	<b>100.0%</b>

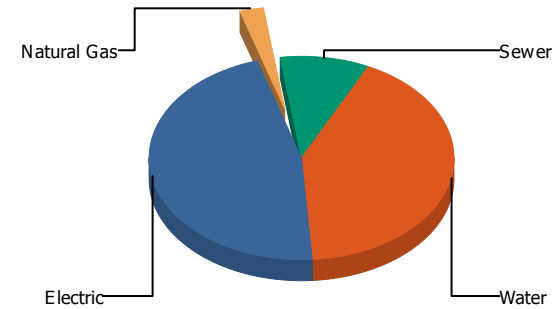
## Cost

Natural Gas

Sewer

Electric

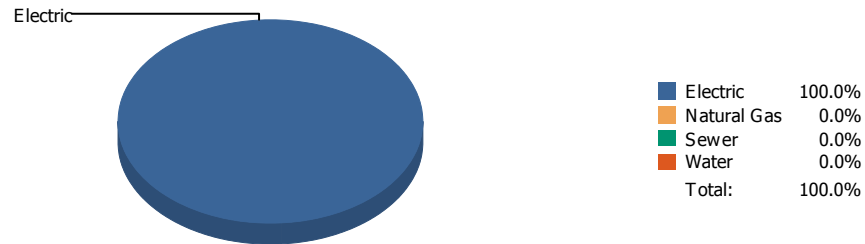
Water



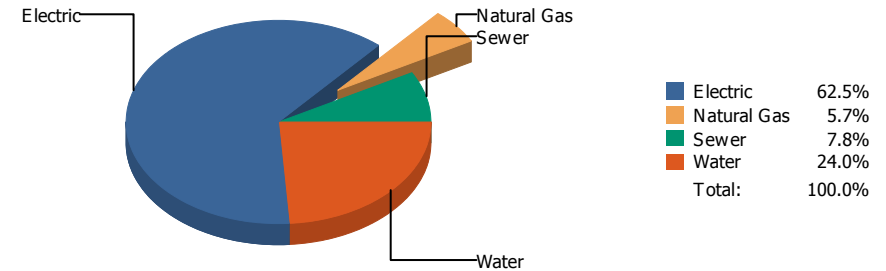
Electric	46.3%
Natural Gas	2.4%
Sewer	9.5%
Water	41.7%
<b>Total:</b>	<b>100.0%</b>

Commodity	Common Use	Energy Use	Energy Use / Area	Total Cost	Cost / Unit	Cost / Area
Place: [CROCKETT_1] CROCKETT 112 [BUILDING]						
Area: 92,585 SqFt						
Billing Period: Jun 2019						
ELECTRIC	13,297.00 kWh	45,369 KBtu	0.490 KBtu/SqFt	\$2,528.69	\$0.190 /kWh	\$0.027 /SqFt
NATURALGAS	0.00 CCF	0 KBtu	0.000 KBtu/SqFt	\$133.05	\$0.000 /CCF	\$0.001 /SqFt
SEWER	106.00 CCF			\$520.55	\$4.911 /CCF	\$0.006 /SqFt
WATER	466.00 CCF			\$2,275.90	\$4.884 /CCF	\$0.024 /SqFt
<b>Totals:</b>		<b>45,369 KBtu</b>	<b>0.490 KBtu/SqFt</b>	<b>\$5,458.19</b>		

## Energy

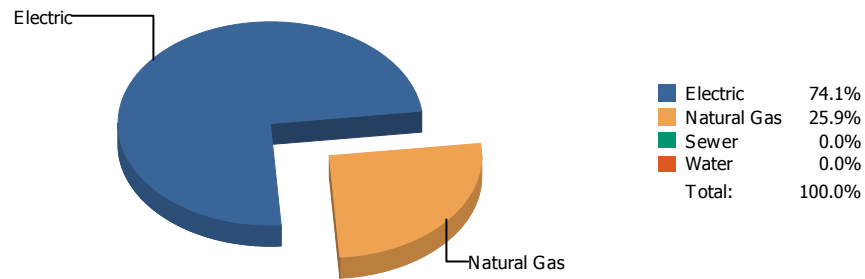


## Cost

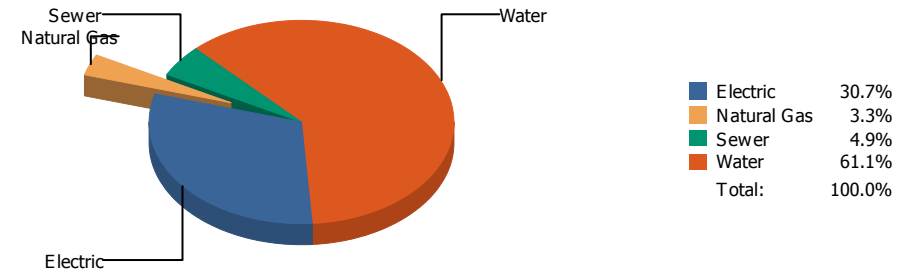


Commodity	Common Use	Energy Use	Energy Use / Area	Total Cost	Cost / Unit	Cost / Area
Place: [CROSBY] CROSBY 113 [BUILDING]						
Area: 83,100 SqFt						
Billing Period: Jun 2019						
ELECTRIC	15,539.00 kWh	53,019 KBtu	0.638 KBtu/SqFt	\$2,919.93	\$0.188 /kWh	\$0.035 /SqFt
NATURALGAS	0.00 CCF	0 KBtu	0.000 KBtu/SqFt	\$266.10	\$0.000 /CCF	\$0.003 /SqFt
SEWER	80.00 CCF			\$366.26	\$4.578 /CCF	\$0.004 /SqFt
WATER	239.00 CCF			\$1,120.34	\$4.688 /CCF	\$0.013 /SqFt
<b>Totals:</b>		<b>53,019 KBtu</b>	<b>0.638 KBtu/SqFt</b>	<b>\$4,672.63</b>		

## Energy



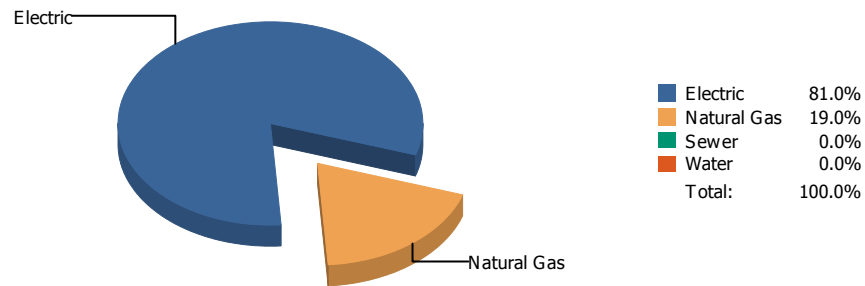
## Cost



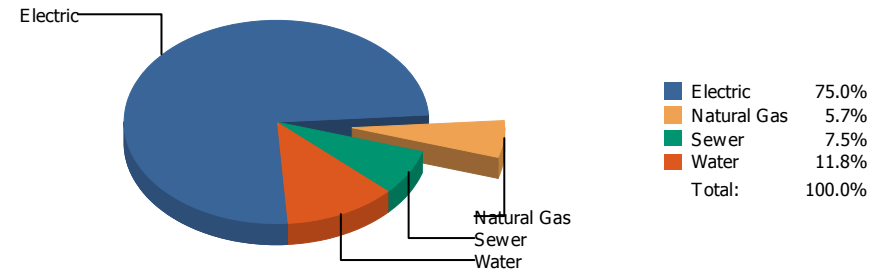
Commodity	Common Use	Energy Use	Energy Use / Area	Total Cost	Cost / Unit	Cost / Area
Place: [DOUGLASS] DOUGLASS 114 [BUILDING]						
Area: 86,903 SqFt						
Billing Period: Jun 2019						
ELECTRIC	25,613.00 kWh	87,392 KBtu	1.006 KBtu/SqFt	\$3,429.77	\$0.134 /kWh	\$0.039 /SqFt
NATURALGAS	296.00 CCF	30,488 KBtu	0.351 KBtu/SqFt	\$369.75	\$1.249 /CCF	\$0.004 /SqFt
SEWER	134.00 CCF			\$553.84	\$4.133 /CCF	\$0.006 /SqFt
WATER	1,045.00 CCF			\$6,835.53	\$6.541 /CCF	\$0.078 /SqFt
<b>Totals:</b>		<b>117,880 KBtu</b>	<b>1.356 KBtu/SqFt</b>	<b>\$11,188.89</b>		



## Energy

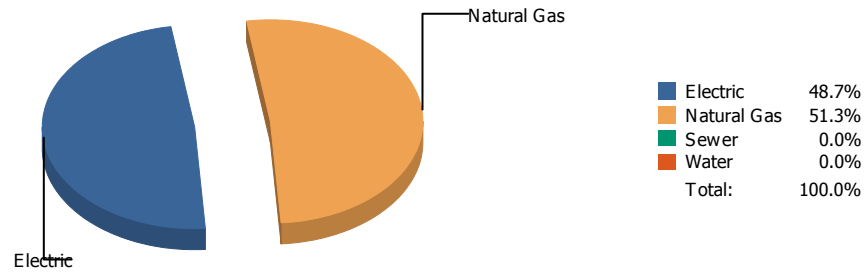


## Cost

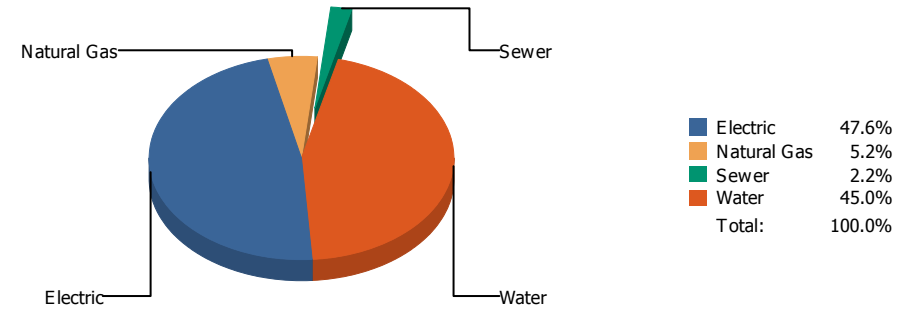


Commodity	Common Use	Energy Use	Energy Use / Area	Total Cost	Cost / Unit	Cost / Area
Place: [DOWELL] DOWELL 115 [BUILDING]						
Area: 55,801 SqFt						
Billing Period: Jun 2019						
ELECTRIC	8,741.00 kWh	29,824 KBtu	0.534 KBtu/SqFt	\$2,066.89	\$0.236 /kWh	\$0.037 /SqFt
NATURALGAS	68.00 CCF	7,004 KBtu	0.126 KBtu/SqFt	\$157.20	\$2.312 /CCF	\$0.003 /SqFt
SEWER	61.00 CCF			\$205.72	\$3.372 /CCF	\$0.004 /SqFt
WATER	101.00 CCF			\$325.36	\$3.221 /CCF	\$0.006 /SqFt
<b>Totals:</b>		<b>36,828 KBtu</b>	<b>0.660 KBtu/SqFt</b>	<b>\$2,755.17</b>		

## Energy

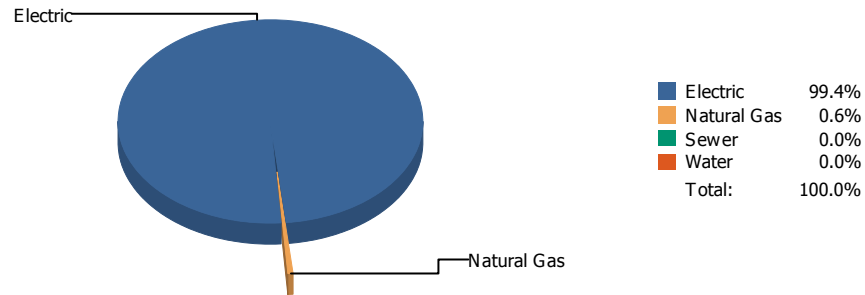


## Cost

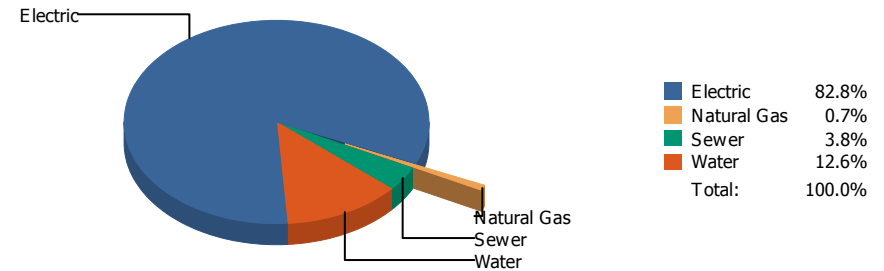


Commodity	Common Use	Energy Use	Energy Use / Area	Total Cost	Cost / Unit	Cost / Area
<b>Place: [DRHORNEDOMIDDLESCHOOL_1] DR. HORNEDO MIDDLE SCHOOL 058 [BUILDING]</b>						
<b>Area: 184,871 SqFt</b>						
<b>Billing Period: Jun 2019</b>						
ELECTRIC	75,400.00 kWh	257,265 KBtu	1.392 KBtu/SqFt	\$9,307.88	\$0.123 /kWh	\$0.050 /SqFt
NATURALGAS	2,627.00 CCF	270,581 KBtu	1.464 KBtu/SqFt	\$1,019.87	\$0.388 /CCF	\$0.006 /SqFt
SEWER	46.00 CCF			\$437.72	\$9.516 /CCF	\$0.002 /SqFt
WATER	1,581.00 CCF			\$8,791.86	\$5.561 /CCF	\$0.047 /SqFt
<b>Totals:</b>		<b>527,846 KBtu</b>	<b>2.855 KBtu/SqFt</b>	<b>\$19,557.33</b>		

## Energy

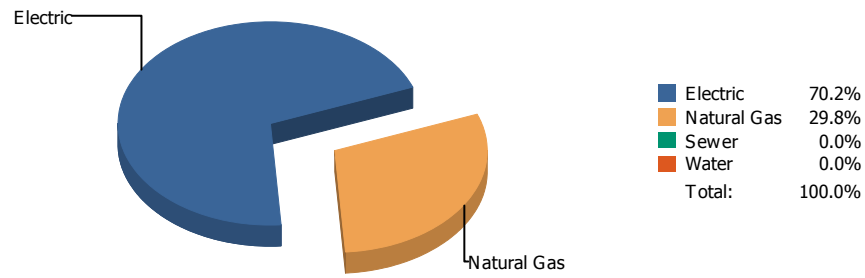


## Cost

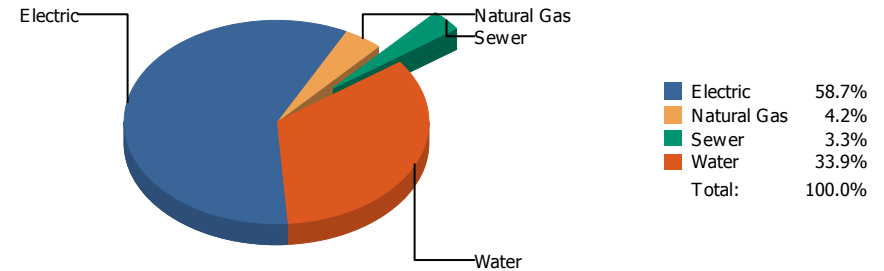


Commodity	Common Use	Energy Use	Energy Use / Area	Total Cost	Cost / Unit	Cost / Area
Place: [ED CENTER] ED CENTER 919 [BUILDING]						
Area: 220,243 SqFt						
Billing Period: Jun 2019						
ELECTRIC	684,008.00 kWh	2,333,835 KBtu	10.597 KBtu/SqFt	\$33,999.95	\$0.050 /kWh	\$0.154 /SqFt
NATURALGAS	135.00 CCF	13,905 KBtu	0.063 KBtu/SqFt	\$301.77	\$2.235 /CCF	\$0.001 /SqFt
SEWER	355.00 CCF			\$1,578.45	\$4.446 /CCF	\$0.007 /SqFt
WATER	1,088.00 CCF			\$5,162.28	\$4.745 /CCF	\$0.023 /SqFt
<b>Totals:</b>		<b>2,347,740 KBtu</b>	<b>10.660 KBtu/SqFt</b>	<b>\$41,042.45</b>		

## Energy

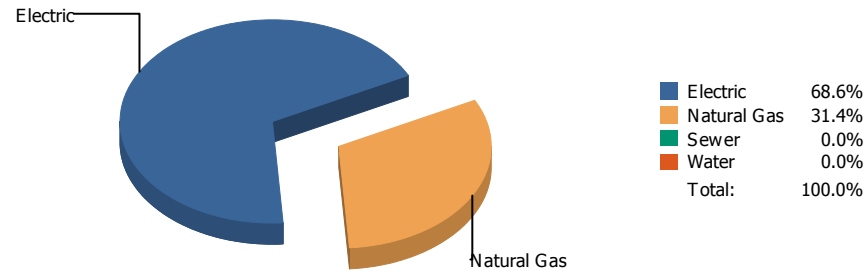


## Cost

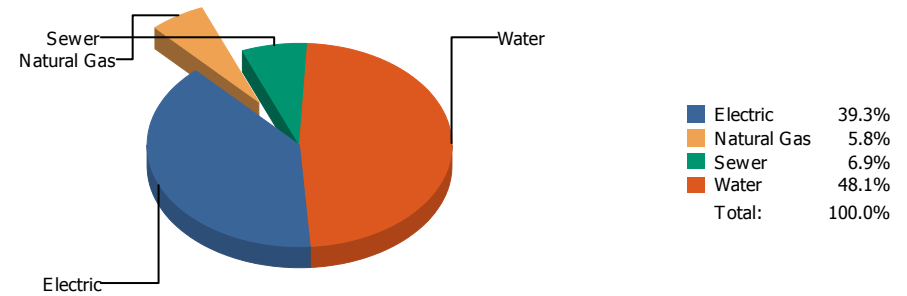


Commodity	Common Use	Energy Use	Energy Use / Area	Total Cost	Cost / Unit	Cost / Area
Place: [EL PASO] EL PASO HIGH 006 [BUILDING]						
Area: 236,062 SqFt						
Billing Period: Jun 2019						
ELECTRIC	145,481.00 kWh	496,381 KBtu	2.103 KBtu/SqFt	\$19,141.92	\$0.132 /kWh	\$0.081 /SqFt
NATURALGAS	2,047.00 CCF	210,841 KBtu	0.893 KBtu/SqFt	\$1,355.58	\$0.662 /CCF	\$0.005 /SqFt
SEWER	191.00 CCF			\$1,059.82	\$5.549 /CCF	\$0.004 /SqFt
WATER	1,786.00 CCF			\$11,049.51	\$6.187 /CCF	\$0.047 /SqFt
<b>Totals:</b>		<b>707,222 KBtu</b>	<b>2.996 KBtu/SqFt</b>	<b>\$32,606.83</b>		

## Energy

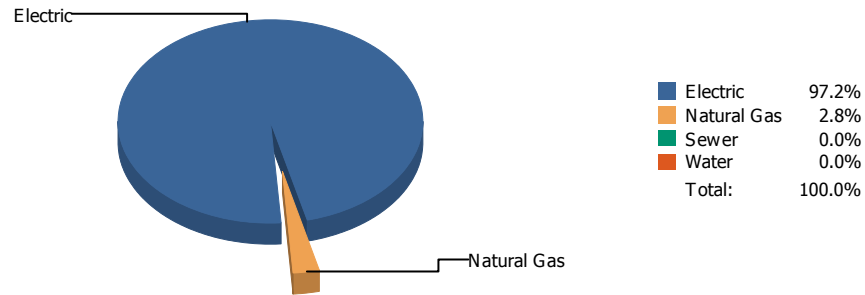


## Cost

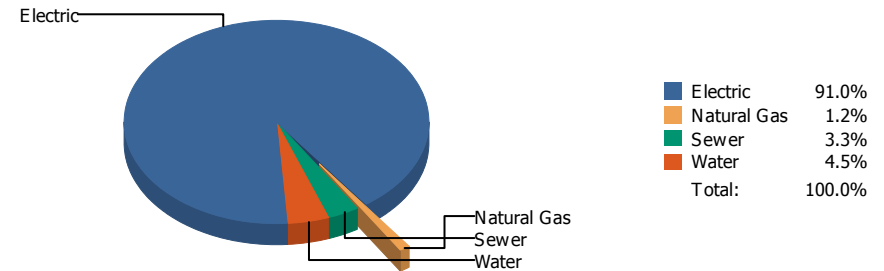


Commodity	Common Use	Energy Use	Energy Use / Area	Total Cost	Cost / Unit	Cost / Area
Place: [FANNIN] FANNIN 116 [BUILDING]						
Area: 73,291 SqFt						
Billing Period: Jun 2019						
ELECTRIC	14,218.00 kWh	48,512 KBtu	0.662 KBtu/SqFt	\$3,216.86	\$0.226 /kWh	\$0.044 /SqFt
NATURALGAS	216.00 CCF	22,248 KBtu	0.304 KBtu/SqFt	\$475.81	\$2.203 /CCF	\$0.006 /SqFt
SEWER	116.00 CCF			\$562.36	\$4.848 /CCF	\$0.008 /SqFt
WATER	1,267.00 CCF			\$3,939.39	\$3.109 /CCF	\$0.054 /SqFt
<b>Totals:</b>		<b>70,760 KBtu</b>	<b>0.965 KBtu/SqFt</b>	<b>\$8,194.42</b>		

## Energy

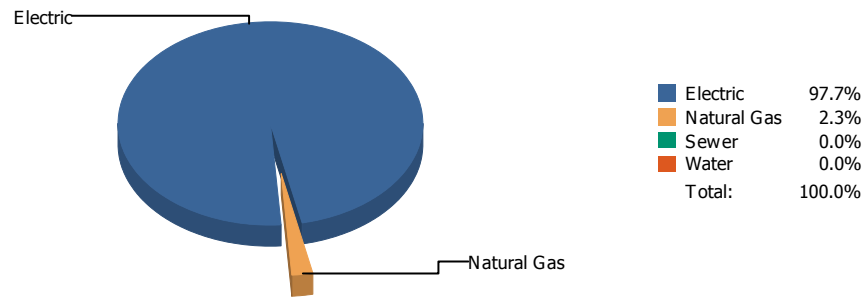


## Cost

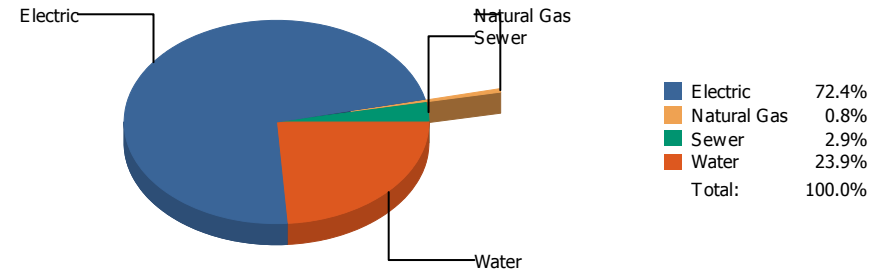


Commodity	Common Use	Energy Use	Energy Use / Area	Total Cost	Cost / Unit	Cost / Area
Place: [FRANKLIN] FRANKLIN HIGH SCHOOL 010 [BUILDING]						
Area: 329,377 SqFt						
Billing Period: Jun 2019						
ELECTRIC	223,701.00 kWh	763,268 KBtu	2.317 KBtu/SqFt	\$26,880.35	\$0.120 /kWh	\$0.081 /SqFt
NATURALGAS	214.00 CCF	22,042 KBtu	0.067 KBtu/SqFt	\$340.61	\$1.592 /CCF	\$0.001 /SqFt
SEWER	309.00 CCF			\$979.50	\$3.170 /CCF	\$0.003 /SqFt
WATER	419.00 CCF			\$1,342.71	\$3.205 /CCF	\$0.004 /SqFt
<b>Totals:</b>		<b>785,310 KBtu</b>	<b>2.384 KBtu/SqFt</b>	<b>\$29,543.17</b>		

## Energy

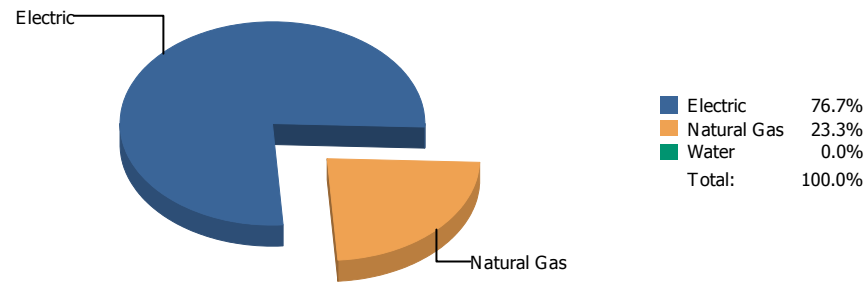


## Cost

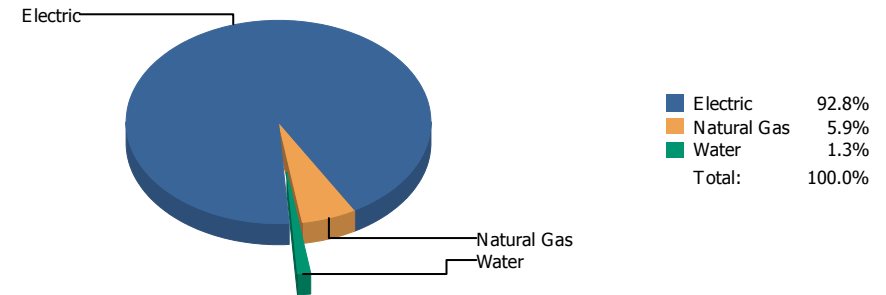


Commodity	Common Use	Energy Use	Energy Use / Area	Total Cost	Cost / Unit	Cost / Area
<b>Place: [FRANKLIN9THGRADECENTER_2] FRANKLIN 9TH GRADE CENTER 053 [BUILDING]</b>						
<b>Area: 193,158 SqFt</b>						
<b>Billing Period: Jun 2019</b>						
ELECTRIC	98,400.00 kWh	335,741 KBtu	1.738 KBtu/SqFt	\$15,371.11	\$0.156 /kWh	\$0.080 /SqFt
NATURALGAS	77.00 CCF	7,931 KBtu	0.041 KBtu/SqFt	\$160.37	\$2.083 /CCF	\$0.001 /SqFt
SEWER	133.00 CCF			\$616.94	\$4.639 /CCF	\$0.003 /SqFt
WATER	2,521.00 CCF			\$5,074.16	\$2.013 /CCF	\$0.026 /SqFt
<b>Totals:</b>		<b>343,672 KBtu</b>	<b>1.779 KBtu/SqFt</b>	<b>\$21,222.58</b>		

## Energy



## Cost



Commodity	Common Use	Energy Use	Energy Use / Area	Total Cost	Cost / Unit	Cost / Area
<b>Place: [GAMBLE] JAMES GAMBLE WAREHOUSE [BUILDING]</b>						
<b>Area: 53,241 SqFt</b>						
<b>Billing Period: Jun 2019</b>						
ELECTRIC	36,400.00 kWh	124,197 KBtu	2.333 KBtu/SqFt	\$4,088.16	\$0.112 /kWh	\$0.077 /SqFt
NATURALGAS	367.00 CCF	37,801 KBtu	0.710 KBtu/SqFt	\$260.82	\$0.711 /CCF	\$0.005 /SqFt
WATER	0.00 CCF			\$56.66	\$0.000 /CCF	\$0.001 /SqFt
<b>Totals:</b>		<b>161,998 KBtu</b>	<b>3.043 KBtu/SqFt</b>	<b>\$4,405.64</b>		



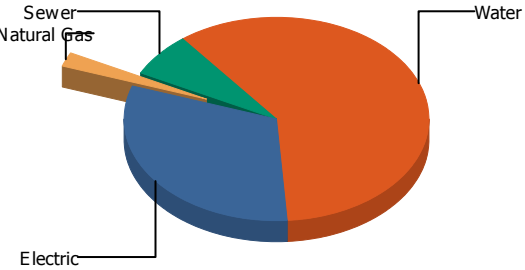
## Energy

Electric



Electric	100.0%
Natural Gas	0.0%
Sewer	0.0%
Water	0.0%
<b>Total:</b>	<b>100.0%</b>

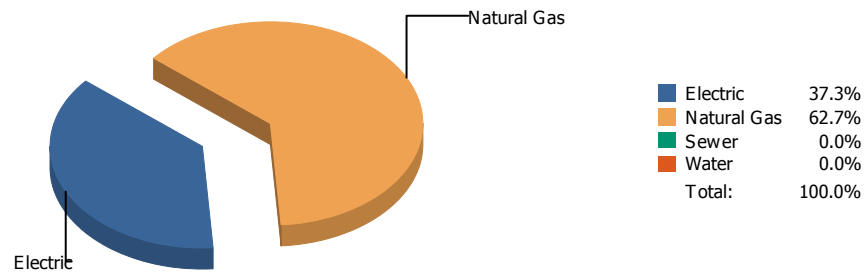
## Cost

Sewer  
Natural Gas

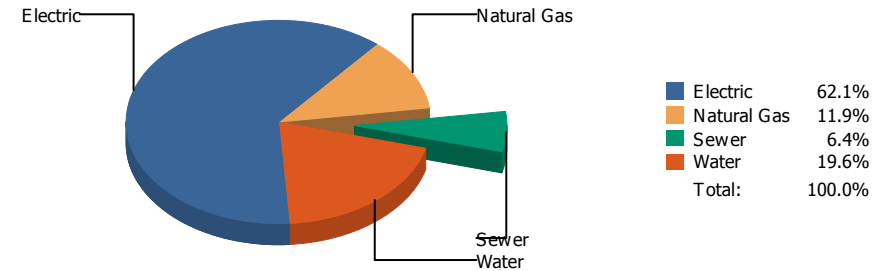
Electric	31.3%
Natural Gas	2.4%
Sewer	6.8%
Water	59.5%
<b>Total:</b>	<b>100.0%</b>

Commodity	Common Use	Energy Use	Energy Use / Area	Total Cost	Cost / Unit	Cost / Area
<b>Place: [GREEN] GREEN ELEMENTARY SCHOOL 162 [BUILDING]</b>						
<b>Area: 88,156 SqFt</b>						
<b>Billing Period: Jun 2019</b>						
ELECTRIC	30,000.00 kWh	102,360 KBtu	1.161 KBtu/SqFt	\$3,472.75	\$0.116 /kWh	\$0.039 /SqFt
NATURALGAS	0.00 CCF	0 KBtu	0.000 KBtu/SqFt	\$266.10	\$0.000 /CCF	\$0.003 /SqFt
SEWER	149.00 CCF			\$750.63	\$5.038 /CCF	\$0.008 /SqFt
WATER	1,051.00 CCF			\$6,591.53	\$6.272 /CCF	\$0.075 /SqFt
<b>Totals:</b>		<b>102,360 KBtu</b>	<b>1.161 KBtu/SqFt</b>	<b>\$11,081.01</b>		

## Energy



## Cost



Commodity	Common Use	Energy Use	Energy Use / Area	Total Cost	Cost / Unit	Cost / Area
<b>Place: [GUERRERO] ROSA GUERRERO ELEMENTARY 163 [BUILDING]</b>						
<b>Area: 88,641 SqFt</b>						
<b>Billing Period: Jun 2019</b>						
ELECTRIC	36,460.00 kWh	124,402 KBtu	1.403 KBtu/SqFt	\$5,025.00	\$0.138 /kWh	\$0.057 /SqFt
NATURALGAS	2,026.00 CCF	208,678 KBtu	2.354 KBtu/SqFt	\$963.21	\$0.475 /CCF	\$0.011 /SqFt
SEWER	94.00 CCF			\$517.04	\$5.500 /CCF	\$0.006 /SqFt
WATER	700.00 CCF			\$1,585.65	\$2.265 /CCF	\$0.018 /SqFt
<b>Totals:</b>		<b>333,080 KBtu</b>	<b>3.758 KBtu/SqFt</b>	<b>\$8,090.90</b>		

## Energy

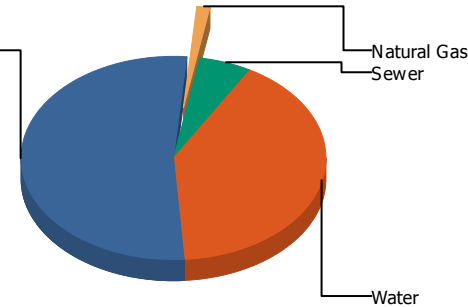
Electric



Electric	100.0%
Natural Gas	0.0%
Sewer	0.0%
Water	0.0%
Total:	100.0%

## Cost

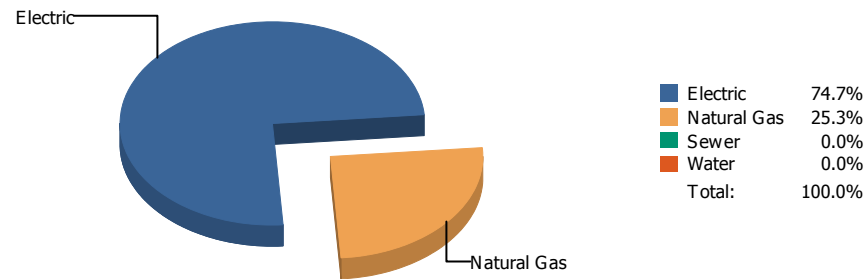
Electric



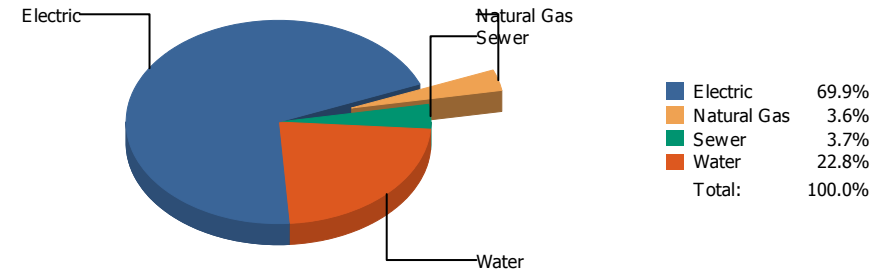
Electric	52.4%
Natural Gas	1.6%
Sewer	5.3%
Water	40.7%
Total:	100.0%

Commodity	Common Use	Energy Use	Energy Use / Area	Total Cost	Cost / Unit	Cost / Area
Place: [GUILLEN] GUILLEN 044 [BUILDING]						
Area: 223,773 SqFt						
Billing Period: Jun 2019						
ELECTRIC	69,674.00 kWh	237,728 KBtu	1.062 KBtu/SqFt	\$8,699.20	\$0.125 /kWh	\$0.039 /SqFt
NATURALGAS	0.00 CCF	0 KBtu	0.000 KBtu/SqFt	\$266.10	\$0.000 /CCF	\$0.001 /SqFt
SEWER	272.00 CCF			\$883.72	\$3.249 /CCF	\$0.004 /SqFt
WATER	1,643.00 CCF			\$6,753.78	\$4.111 /CCF	\$0.030 /SqFt
<b>Totals:</b>		<b>237,728 KBtu</b>	<b>1.062 KBtu/SqFt</b>	<b>\$16,602.80</b>		

## Energy



## Cost



Commodity	Common Use	Energy Use	Energy Use / Area	Total Cost	Cost / Unit	Cost / Area
<b>Place: [HART] HART      118 [BUILDING]</b> <b>Area: 63,357 SqFt</b> <b>Billing Period: Jun 2019</b>						
ELECTRIC	51,120.00 kWh	174,421 KBtu	2.753 KBtu/SqFt	\$6,513.67	\$0.127 /kWh	\$0.103 /SqFt
NATURALGAS	573.00 CCF	59,019 KBtu	0.932 KBtu/SqFt	\$330.92	\$0.578 /CCF	\$0.005 /SqFt
SEWER	61.00 CCF			\$348.33	\$5.710 /CCF	\$0.005 /SqFt
WATER	365.00 CCF			\$2,127.86	\$5.830 /CCF	\$0.034 /SqFt
<b>Totals:</b>		<b>233,440 KBtu</b>	<b>3.685 KBtu/SqFt</b>	<b>\$9,320.78</b>		

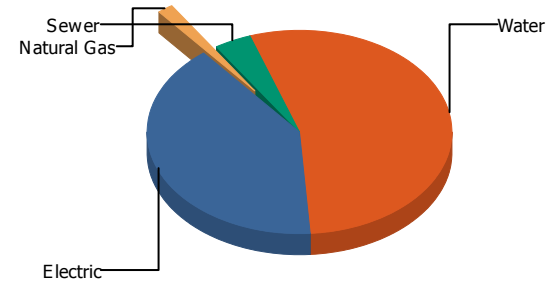
## Energy

Electric



Electric	100.0%
Natural Gas	0.0%
Sewer	0.0%
Water	0.0%
<b>Total:</b>	<b>100.0%</b>

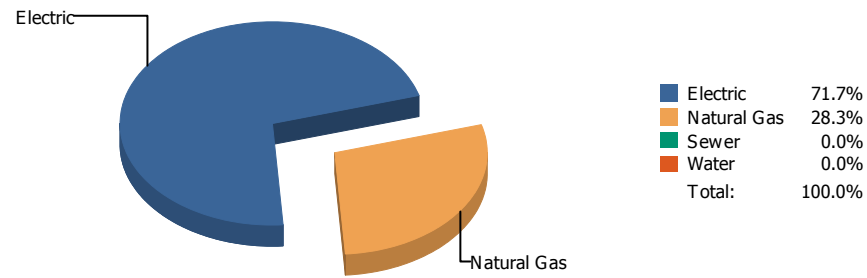
## Cost



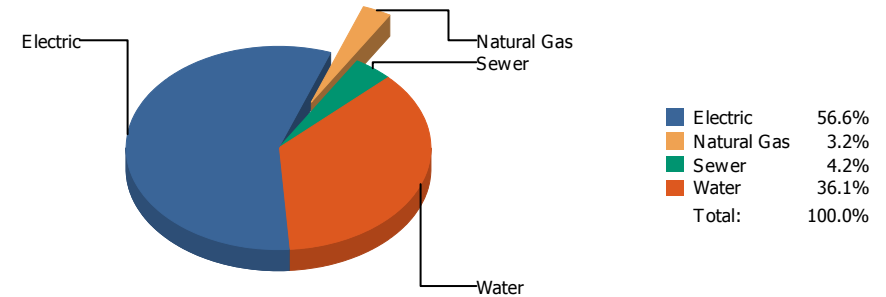
Electric	40.3%
Natural Gas	1.7%
Sewer	3.9%
Water	54.1%
<b>Total:</b>	<b>100.0%</b>

Commodity	Common Use	Energy Use	Energy Use / Area	Total Cost	Cost / Unit	Cost / Area
<b>Place: [HAWKINS] HAWKINS      119 [BUILDING]</b> <b>Area: 57,207 SqFt</b> <b>Billing Period: Jun 2019</b>						
ELECTRIC	24,364.00 kWh	83,130 KBtu	1.453 KBtu/SqFt	\$3,146.20	\$0.129 /kWh	\$0.055 /SqFt
NATURALGAS	0.00 CCF	0 KBtu	0.000 KBtu/SqFt	\$133.05	\$0.000 /CCF	\$0.002 /SqFt
SEWER	50.00 CCF			\$304.46	\$6.089 /CCF	\$0.005 /SqFt
WATER	617.00 CCF			\$4,225.87	\$6.849 /CCF	\$0.074 /SqFt
<b>Totals:</b>		<b>83,130 KBtu</b>	<b>1.453 KBtu/SqFt</b>	<b>\$7,809.58</b>		

## Energy



## Cost



Commodity	Common Use	Energy Use	Energy Use / Area	Total Cost	Cost / Unit	Cost / Area
Place: [HENDERSO] HENDERSON 041 [BUILDING]						
Area: 145,254 SqFt						
Billing Period: Jun 2019						
ELECTRIC	38,277.00 kWh	130,601 KBtu	0.899 KBtu/SqFt	\$5,487.61	\$0.143 /kWh	\$0.038 /SqFt
NATURALGAS	500.00 CCF	51,500 KBtu	0.355 KBtu/SqFt	\$307.13	\$0.614 /CCF	\$0.002 /SqFt
SEWER	147.00 CCF			\$403.55	\$2.745 /CCF	\$0.003 /SqFt
WATER	942.00 CCF			\$3,495.45	\$3.711 /CCF	\$0.024 /SqFt
<b>Totals:</b>		<b>182,101 KBtu</b>	<b>1.254 KBtu/SqFt</b>	<b>\$9,693.74</b>		

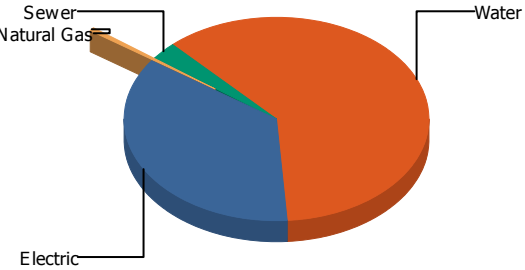
## Energy

Electric



Electric	100.0%
Natural Gas	0.0%
Sewer	0.0%
Water	0.0%
<b>Total:</b>	<b>100.0%</b>

## Cost

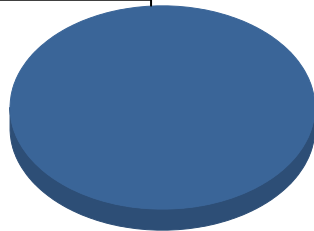
Sewer  
Natural Gas

Electric	35.9%
Natural Gas	0.6%
Sewer	2.7%
Water	60.8%
<b>Total:</b>	<b>100.0%</b>

Commodity	Common Use	Energy Use	Energy Use / Area	Total Cost	Cost / Unit	Cost / Area
<b>Place: [HERRERA_1] HERRERA ELEMENTARY 174 [BUILDING]</b> <b>Area: 86,275 SqFt</b> <b>Billing Period: Jun 2019</b>						
ELECTRIC	56,600.00 kWh	193,119 KBtu	2.238 KBtu/SqFt	\$7,468.78	\$0.132 /kWh	\$0.087 /SqFt
NATURALGAS	0.00 CCF	0 KBtu	0.000 KBtu/SqFt	\$133.05	\$0.000 /CCF	\$0.002 /SqFt
SEWER	104.00 CCF			\$557.20	\$5.358 /CCF	\$0.006 /SqFt
WATER	2,331.00 CCF			\$12,666.91	\$5.434 /CCF	\$0.147 /SqFt
<b>Totals:</b>		<b>193,119 KBtu</b>	<b>2.238 KBtu/SqFt</b>	<b>\$20,825.94</b>		

## Energy

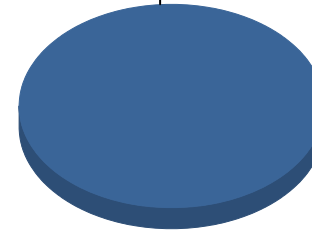
Electric



■ Electric 100.0%  
Total: 100.0%

## Cost

Electric

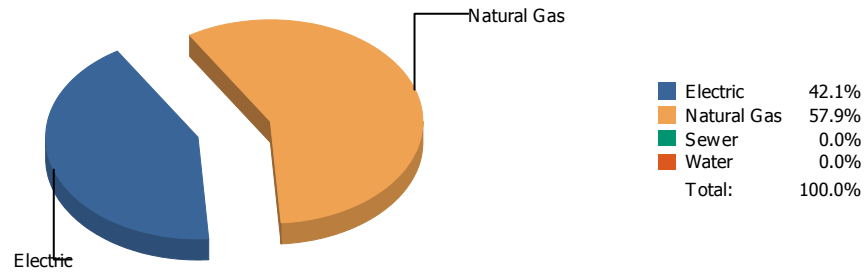


■ Electric 100.0%  
Total: 100.0%

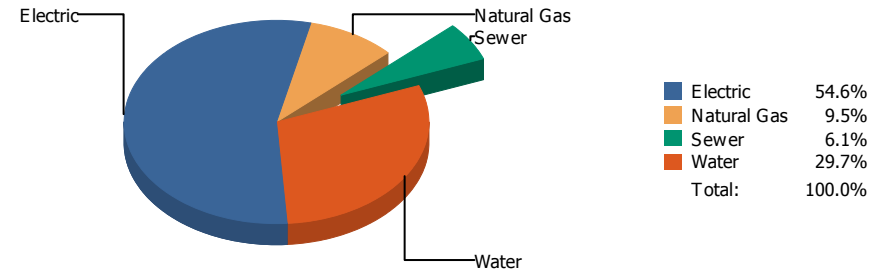
Commodity	Common Use	Energy Use	Energy Use / Area	Total Cost	Cost / Unit	Cost / Area
Place: [HIGHLAND] HIGHLAND/ANNEX 120 [BUILDING]						
Area: 33,705 SqFt						
Billing Period: Jun 2019						
ELECTRIC	32,360.00 kWh	110,412 KBtu	3.276 KBtu/SqFt	\$2,518.59	\$0.078 /kWh	\$0.075 /SqFt
<b>Totals:</b>		<b>110,412 KBtu</b>	<b>3.276 KBtu/SqFt</b>	<b>\$2,518.59</b>		



## Energy

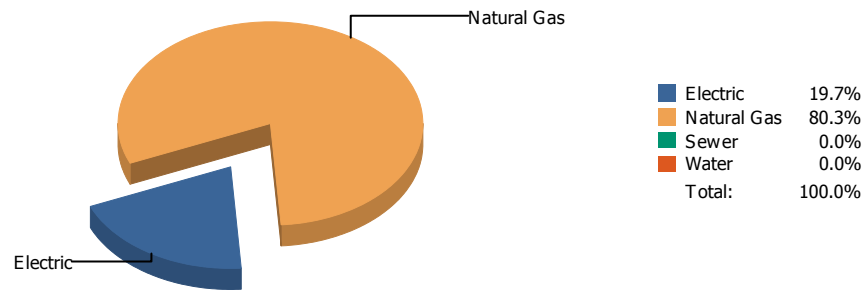


## Cost

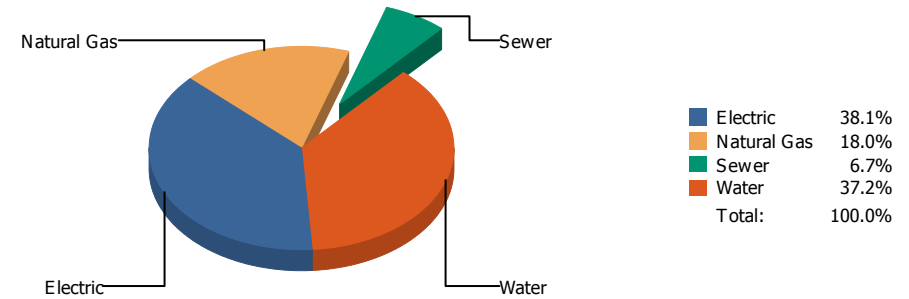


Commodity	Common Use	Energy Use	Energy Use / Area	Total Cost	Cost / Unit	Cost / Area
<b>Place: [HILLSIDE] HILLSIDE 121 [BUILDING]</b> <b>Area: 80,656 SqFt</b> <b>Billing Period: Jun 2019</b>						
ELECTRIC	24,123.00 kWh	82,308 KBtu	1.020 KBtu/SqFt	\$4,453.82	\$0.185 /kWh	\$0.055 /SqFt
NATURALGAS	1,097.00 CCF	112,991 KBtu	1.401 KBtu/SqFt	\$777.57	\$0.709 /CCF	\$0.010 /SqFt
SEWER	83.00 CCF			\$494.38	\$5.956 /CCF	\$0.006 /SqFt
WATER	474.00 CCF			\$2,424.44	\$5.115 /CCF	\$0.030 /SqFt
<b>Totals:</b>		<b>195,299 KBtu</b>	<b>2.421 KBtu/SqFt</b>	<b>\$8,150.21</b>		

## Energy

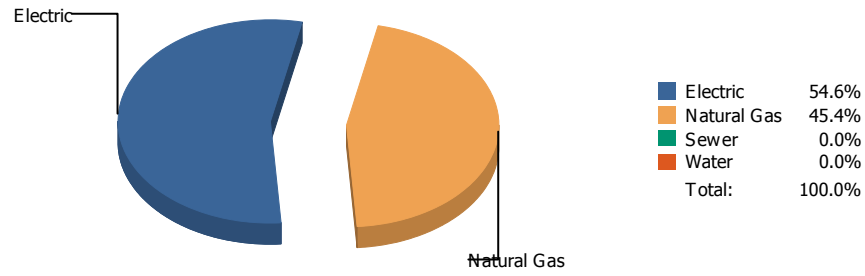


## Cost

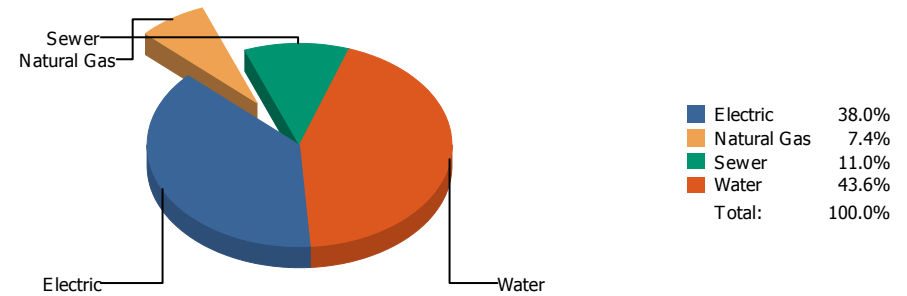


Commodity	Common Use	Energy Use	Energy Use / Area	Total Cost	Cost / Unit	Cost / Area
Place: [HOUSTON] HOUSTON 122 [BUILDING]						
Area: 84,178 SqFt						
Billing Period: Jun 2019						
ELECTRIC	19,200.00 kWh	65,510 KBtu	0.778 KBtu/SqFt	\$2,411.25	\$0.126 /kWh	\$0.029 /SqFt
NATURALGAS	2,589.00 CCF	266,667 KBtu	3.168 KBtu/SqFt	\$1,143.67	\$0.442 /CCF	\$0.014 /SqFt
SEWER	48.00 CCF			\$422.28	\$8.798 /CCF	\$0.005 /SqFt
WATER	697.00 CCF			\$2,359.47	\$3.385 /CCF	\$0.028 /SqFt
<b>Totals:</b>		<b>332,177 KBtu</b>	<b>3.946 KBtu/SqFt</b>	<b>\$6,336.67</b>		

## Energy

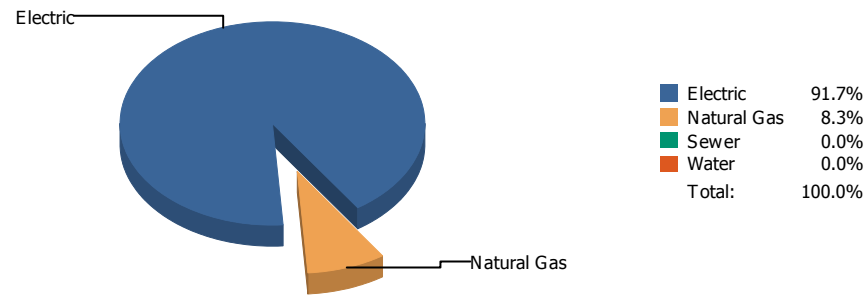


## Cost

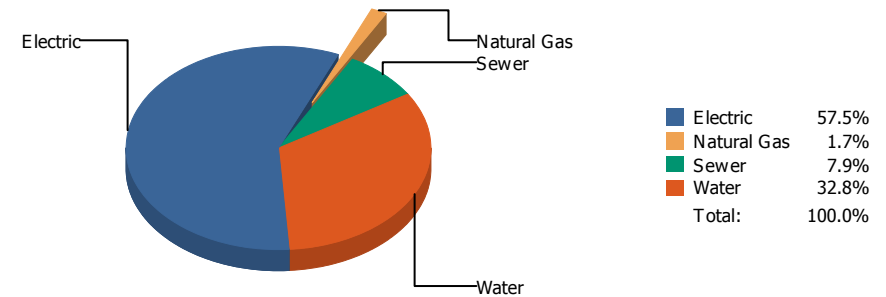


Commodity	Common Use	Energy Use	Energy Use / Area	Total Cost	Cost / Unit	Cost / Area
<b>Place: [HUGHEY] HUGHEY      123 [BUILDING]</b> <b>Area: 74,815 SqFt</b> <b>Billing Period: Jun 2019</b>						
ELECTRIC	24,385.00 kWh	83,202 KBtu	1.112 KBtu/SqFt	\$3,937.99	\$0.161 /kWh	\$0.053 /SqFt
NATURALGAS	673.00 CCF	69,319 KBtu	0.927 KBtu/SqFt	\$767.75	\$1.141 /CCF	\$0.010 /SqFt
SEWER	350.00 CCF			\$1,145.13	\$3.272 /CCF	\$0.015 /SqFt
WATER	1,058.00 CCF			\$4,519.25	\$4.272 /CCF	\$0.060 /SqFt
<b>Totals:</b>		<b>152,521 KBtu</b>	<b>2.039 KBtu/SqFt</b>	<b>\$10,370.12</b>		

## Energy

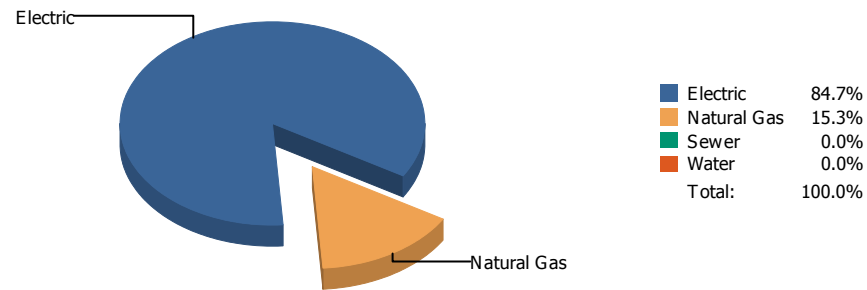


## Cost

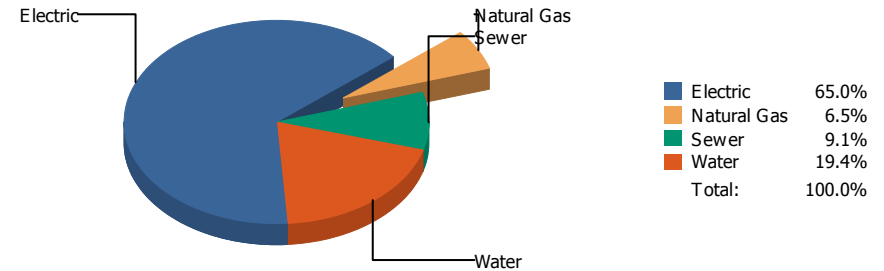


Commodity	Common Use	Energy Use	Energy Use / Area	Total Cost	Cost / Unit	Cost / Area
Place: [IRVIN] IRVIN 008 [BUILDING]						
Area: 303,804 SqFt						
Billing Period: Jun 2019						
ELECTRIC	68,409.00 kWh	233,412 KBtu	0.768 KBtu/SqFt	\$11,143.13	\$0.163 /kWh	\$0.036 /SqFt
NATURALGAS	206.00 CCF	21,218 KBtu	0.070 KBtu/SqFt	\$337.94	\$1.640 /CCF	\$0.001 /SqFt
SEWER	633.00 CCF			\$1,526.65	\$2.412 /CCF	\$0.005 /SqFt
WATER	1,763.00 CCF			\$6,358.59	\$3.607 /CCF	\$0.021 /SqFt
<b>Totals:</b>		<b>254,630 KBtu</b>	<b>0.838 KBtu/SqFt</b>	<b>\$19,366.31</b>		

## Energy

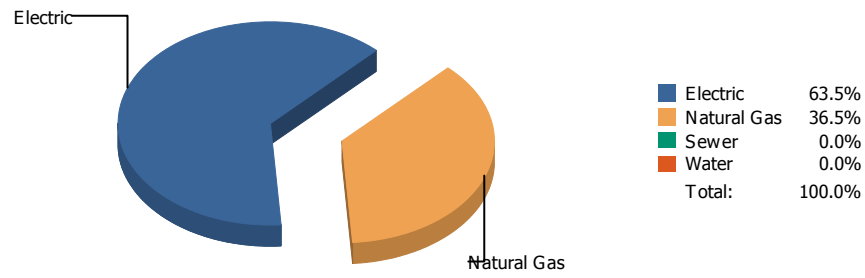


## Cost

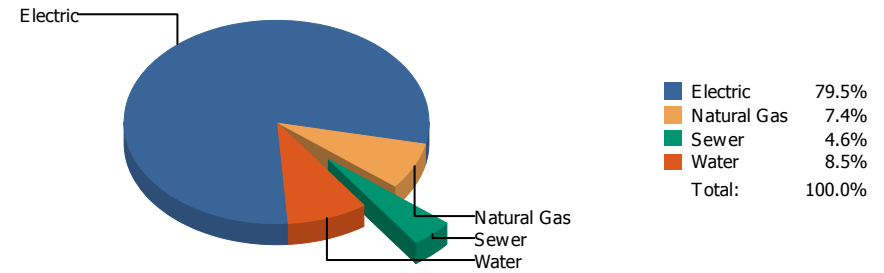


Commodity	Common Use	Energy Use	Energy Use / Area	Total Cost	Cost / Unit	Cost / Area
Place: [JEFFERSN] JEFFERSON 009 [BUILDING]						
Area: 257,708 SqFt						
Billing Period: Jun 2019						
ELECTRIC	111,053.00 kWh	378,913 KBtu	1.470 KBtu/SqFt	\$12,986.51	\$0.117 /kWh	\$0.050 /SqFt
NATURALGAS	666.00 CCF	68,598 KBtu	0.266 KBtu/SqFt	\$1,298.83	\$1.950 /CCF	\$0.005 /SqFt
SEWER	612.00 CCF			\$1,818.34	\$2.971 /CCF	\$0.007 /SqFt
WATER	1,294.00 CCF			\$3,883.91	\$3.001 /CCF	\$0.015 /SqFt
<b>Totals:</b>		<b>447,511 KBtu</b>	<b>1.737 KBtu/SqFt</b>	<b>\$19,987.59</b>		

## Energy

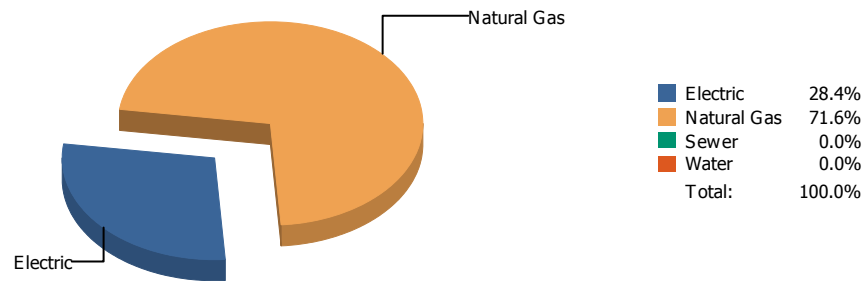


## Cost

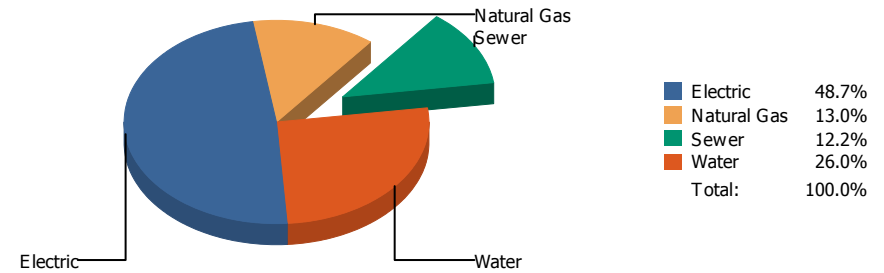


Commodity	Common Use	Energy Use	Energy Use / Area	Total Cost	Cost / Unit	Cost / Area
Place: [JOHNSON] L.B. JOHNSON 155 [BUILDING]						
Area: 87,993 SqFt						
Billing Period: Jun 2019						
ELECTRIC	51,800.00 kWh	176,742 KBtu	2.009 KBtu/SqFt	\$6,544.82	\$0.126 /kWh	\$0.074 /SqFt
NATURALGAS	988.00 CCF	101,764 KBtu	1.157 KBtu/SqFt	\$608.60	\$0.616 /CCF	\$0.007 /SqFt
SEWER	77.00 CCF			\$381.29	\$4.952 /CCF	\$0.004 /SqFt
WATER	248.00 CCF			\$700.90	\$2.826 /CCF	\$0.008 /SqFt
<b>Totals:</b>		<b>278,506 KBtu</b>	<b>3.165 KBtu/SqFt</b>	<b>\$8,235.61</b>		

## Energy

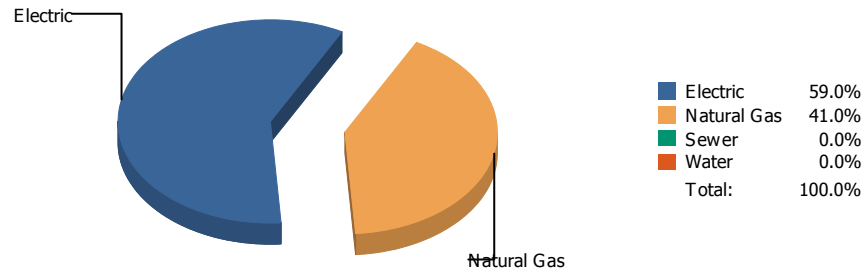


## Cost

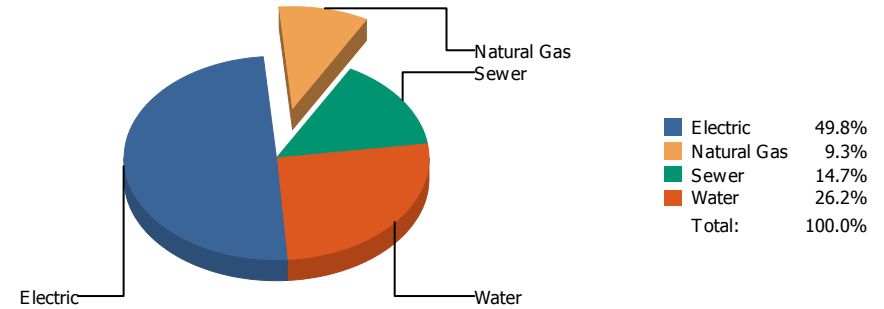


Commodity	Common Use	Energy Use	Energy Use / Area	Total Cost	Cost / Unit	Cost / Area
<b>Place: [KOHLBERG] KOHLBERG ELEMENTARY [BUILDING]</b>						
<b>Area: 99,884 SqFt</b>						
<b>Billing Period: Jun 2019</b>						
ELECTRIC	28,580.00 kWh	97,515 KBtu	0.976 KBtu/SqFt	\$4,006.34	\$0.140 /kWh	\$0.040 /SqFt
NATURALGAS	2,386.00 CCF	245,758 KBtu	2.460 KBtu/SqFt	\$1,072.54	\$0.450 /CCF	\$0.011 /SqFt
SEWER	342.00 CCF			\$1,007.25	\$2.945 /CCF	\$0.010 /SqFt
WATER	680.00 CCF			\$2,142.40	\$3.151 /CCF	\$0.021 /SqFt
<b>Totals:</b>		<b>343,273 KBtu</b>	<b>3.437 KBtu/SqFt</b>	<b>\$8,228.53</b>		

## Energy



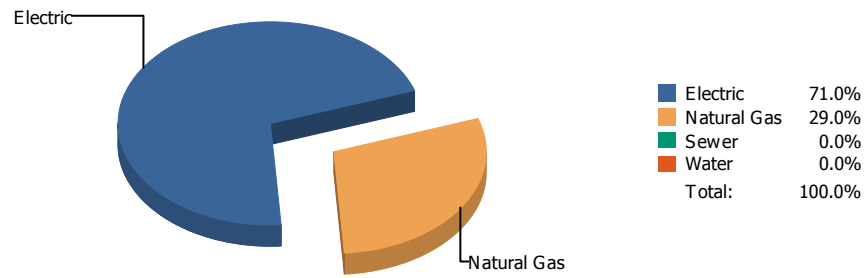
## Cost



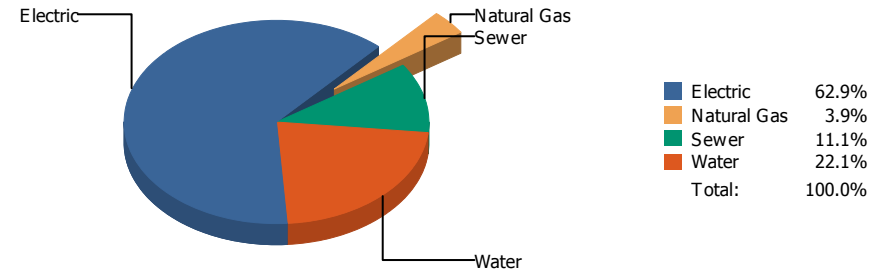
Commodity	Common Use	Energy Use	Energy Use / Area	Total Cost	Cost / Unit	Cost / Area
<b>Place: [LAMAR] LAMAR 125 [BUILDING]</b> <b>Area: 76,252 SqFt</b> <b>Billing Period: Jun 2019</b>						
ELECTRIC	20,400.00 kWh	69,605 KBtu	0.913 KBtu/SqFt	\$3,017.52	\$0.148 /kWh	\$0.040 /SqFt
NATURALGAS	470.00 CCF	48,410 KBtu	0.635 KBtu/SqFt	\$562.69	\$1.197 /CCF	\$0.007 /SqFt
SEWER	168.00 CCF			\$892.15	\$5.310 /CCF	\$0.012 /SqFt
WATER	362.00 CCF			\$1,584.06	\$4.376 /CCF	\$0.021 /SqFt
<b>Totals:</b>		<b>118,015 KBtu</b>	<b>1.548 KBtu/SqFt</b>	<b>\$6,056.42</b>		



## Energy



## Cost



Commodity	Common Use	Energy Use	Energy Use / Area	Total Cost	Cost / Unit	Cost / Area
<b>Place: [LEE] LEE 150 [BUILDING]</b> <b>Area: 78,368 SqFt</b> <b>Billing Period: Jun 2019</b>						
ELECTRIC	14,980.00 kWh	51,112 KBtu	0.652 KBtu/SqFt	\$3,291.29	\$0.220 /kWh	\$0.042 /SqFt
NATURALGAS	203.00 CCF	20,909 KBtu	0.267 KBtu/SqFt	\$203.80	\$1.004 /CCF	\$0.003 /SqFt
SEWER	76.00 CCF			\$579.58	\$7.626 /CCF	\$0.007 /SqFt
WATER	165.00 CCF			\$1,157.30	\$7.014 /CCF	\$0.015 /SqFt
<b>Totals:</b>		<b>72,021 KBtu</b>	<b>0.919 KBtu/SqFt</b>	<b>\$5,231.97</b>		

## Energy

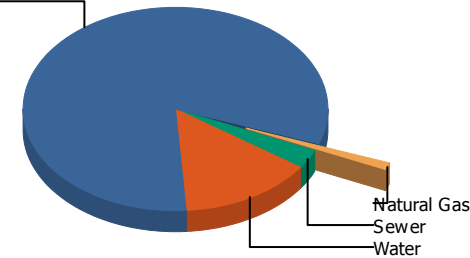
Electric



Electric	100.0%
Natural Gas	0.0%
Sewer	0.0%
Water	0.0%
<b>Total:</b>	<b>100.0%</b>

## Cost

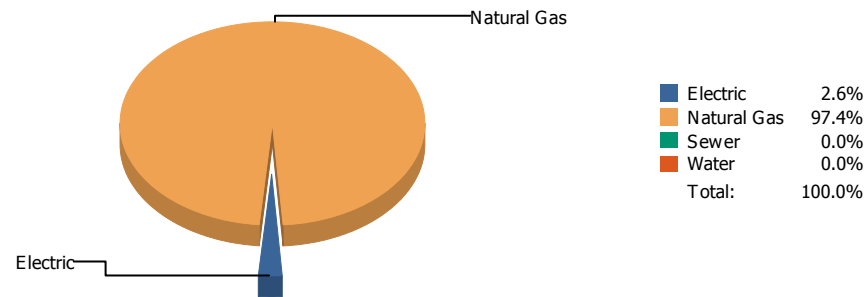
Electric



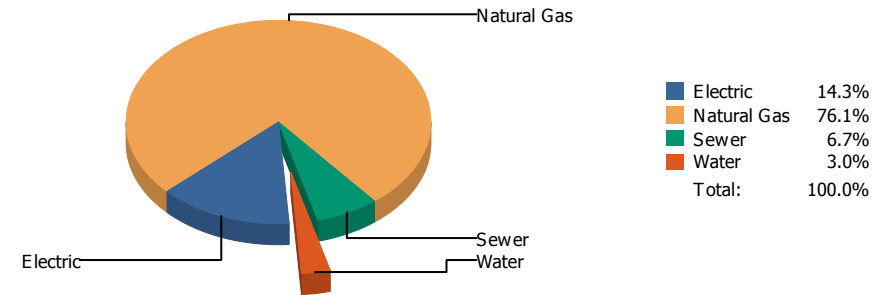
Electric	81.8%
Natural Gas	1.0%
Sewer	3.1%
Water	14.2%
<b>Total:</b>	<b>100.0%</b>

Commodity	Common Use	Energy Use	Energy Use / Area	Total Cost	Cost / Unit	Cost / Area
Place: [LINCOLN] LINCOLN 051 [BUILDING]						
Area: 163,678 SqFt						
Billing Period: Jun 2019						
ELECTRIC	106,050.00 kWh	361,843 KBtu	2.211 KBtu/SqFt	\$11,279.87	\$0.106 /kWh	\$0.069 /SqFt
NATURALGAS	0.00 CCF	0 KBtu	0.000 KBtu/SqFt	\$133.05	\$0.000 /CCF	\$0.001 /SqFt
SEWER	99.00 CCF			\$426.61	\$4.309 /CCF	\$0.003 /SqFt
WATER	407.00 CCF			\$1,953.38	\$4.799 /CCF	\$0.012 /SqFt
<b>Totals:</b>		<b>361,843 KBtu</b>	<b>2.211 KBtu/SqFt</b>	<b>\$13,792.91</b>		

## Energy

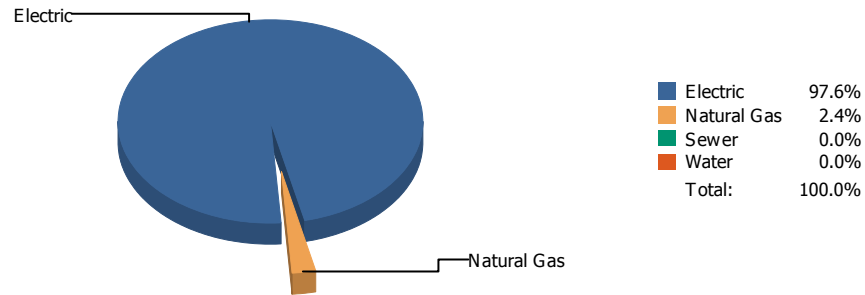


## Cost

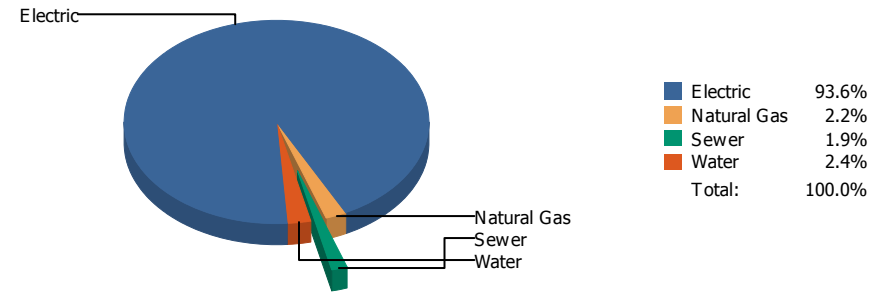


Commodity	Common Use	Energy Use	Energy Use / Area	Total Cost	Cost / Unit	Cost / Area
<b>Place: [LIVE MAT] LIVE MATERIAL CENTER 929 [BUILDING]</b>						
<b>Area: 2,483 SqFt</b>						
<b>Billing Period: Jun 2019</b>						
ELECTRIC	395.00 kWh	1,348 KBtu	0.543 KBtu/SqFt	\$82.94	\$0.210 /kWh	\$0.033 /SqFt
NATURALGAS	495.00 CCF	50,985 KBtu	20.534 KBtu/SqFt	\$441.81	\$0.893 /CCF	\$0.178 /SqFt
SEWER	3.00 CCF			\$38.88	\$12.960 /CCF	\$0.016 /SqFt
WATER	1.00 CCF			\$17.14	\$17.140 /CCF	\$0.007 /SqFt
<b>Totals:</b>		<b>52,333 KBtu</b>	<b>21.076 KBtu/SqFt</b>	<b>\$580.77</b>		

## Energy

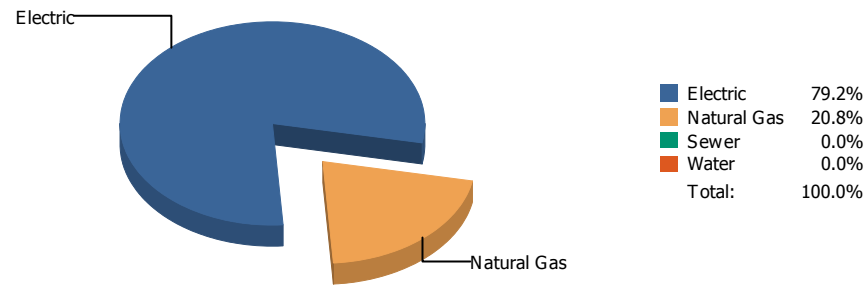


## Cost

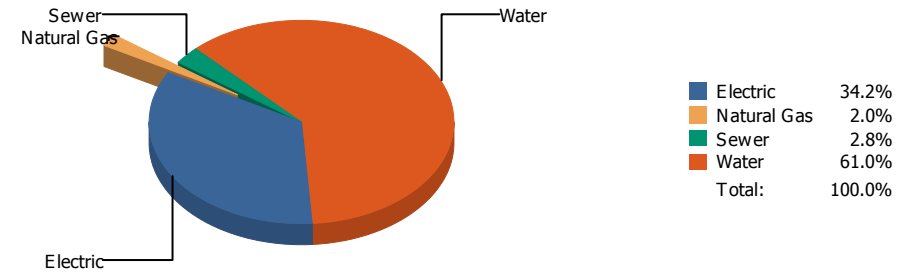


Commodity	Common Use	Energy Use	Energy Use / Area	Total Cost	Cost / Unit	Cost / Area
<b>Place: [LOGAN] LOGAN      128 [BUILDING]</b> <b>Area: 72,248 SqFt</b> <b>Billing Period: Jun 2019</b>						
ELECTRIC	40,800.00 kWh	139,210 KBtu	1.927 KBtu/SqFt	\$6,226.86	\$0.153 /kWh	\$0.086 /SqFt
NATURALGAS	33.00 CCF	3,399 KBtu	0.047 KBtu/SqFt	\$144.75	\$4.386 /CCF	\$0.002 /SqFt
SEWER	11.00 CCF			\$123.39	\$11.217 /CCF	\$0.002 /SqFt
WATER	21.00 CCF			\$159.37	\$7.589 /CCF	\$0.002 /SqFt
<b>Totals:</b>		<b>142,609 KBtu</b>	<b>1.974 KBtu/SqFt</b>	<b>\$6,654.37</b>		

## Energy

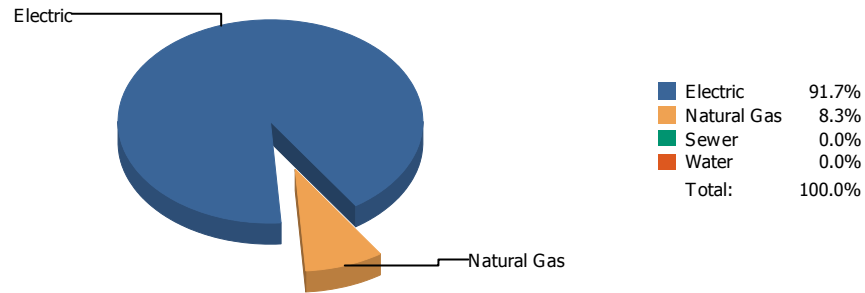


## Cost

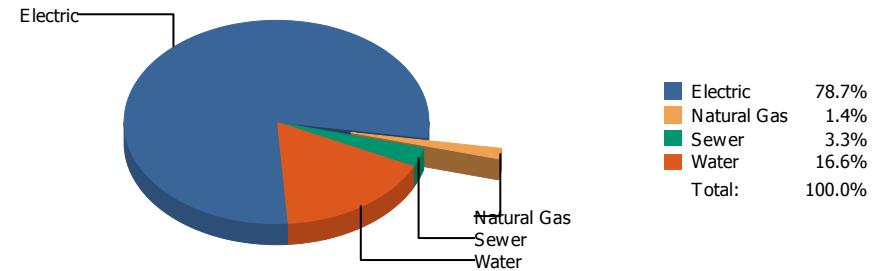


Commodity	Common Use	Energy Use	Energy Use / Area	Total Cost	Cost / Unit	Cost / Area
Place: [LUNDY_2] LUNDY 177 [BUILDING]						
Area: 112,731 SqFt						
Billing Period: Jun 2019						
ELECTRIC	50,600.00 kWh	172,647 KBtu	1.531 KBtu/SqFt	\$7,236.08	\$0.143 /kWh	\$0.064 /SqFt
NATURALGAS	439.00 CCF	45,217 KBtu	0.401 KBtu/SqFt	\$421.93	\$0.961 /CCF	\$0.004 /SqFt
SEWER	124.00 CCF			\$598.40	\$4.826 /CCF	\$0.005 /SqFt
WATER	2,368.00 CCF			\$12,927.85	\$5.459 /CCF	\$0.115 /SqFt
<b>Totals:</b>		<b>217,864 KBtu</b>	<b>1.933 KBtu/SqFt</b>	<b>\$21,184.26</b>		

## Energy

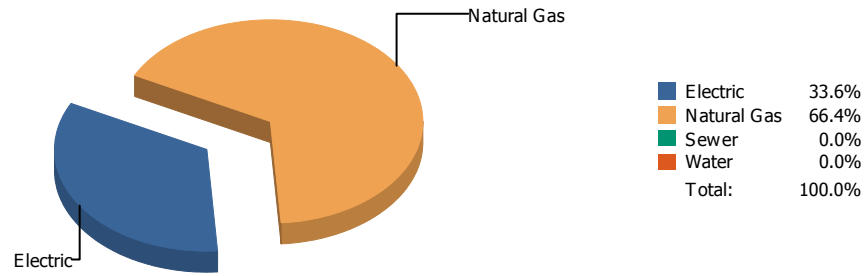


## Cost

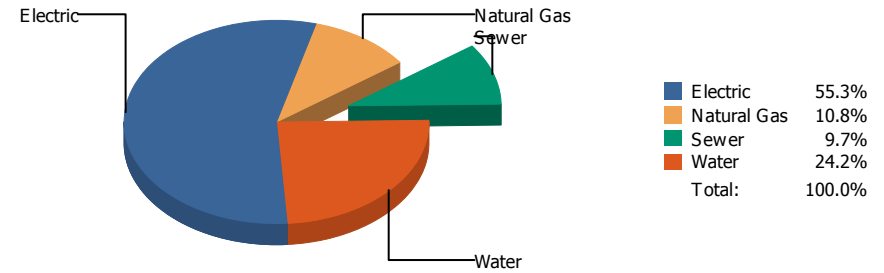


Commodity	Common Use	Energy Use	Energy Use / Area	Total Cost	Cost / Unit	Cost / Area
Place: [MAC] MACARTHUR 129 [BUILDING]						
Area: 143,341 SqFt						
Billing Period: Jun 2019						
ELECTRIC	77,640.00 kWh	264,908 KBtu	1.848 KBtu/SqFt	\$11,845.45	\$0.153 /kWh	\$0.083 /SqFt
NATURALGAS	233.00 CCF	23,999 KBtu	0.167 KBtu/SqFt	\$215.75	\$0.926 /CCF	\$0.002 /SqFt
SEWER	130.00 CCF			\$490.47	\$3.773 /CCF	\$0.003 /SqFt
WATER	531.00 CCF			\$2,496.40	\$4.701 /CCF	\$0.017 /SqFt
<b>Totals:</b>		<b>288,907 KBtu</b>	<b>2.016 KBtu/SqFt</b>	<b>\$15,048.07</b>		

## Energy

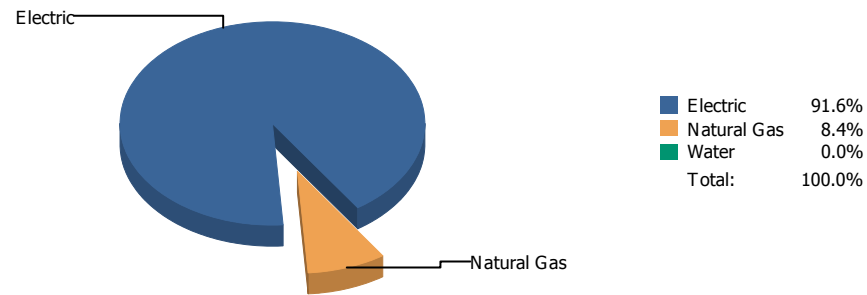


## Cost

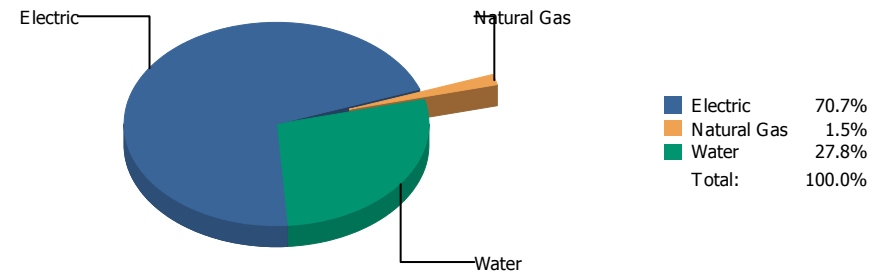


Commodity	Common Use	Energy Use	Energy Use / Area	Total Cost	Cost / Unit	Cost / Area
Place: [MAGOFFIN] MAGOFFIN 047 [BUILDING]						
Area: 76,378 SqFt						
Billing Period: Jun 2019						
ELECTRIC	14,719.00 kWh	50,221 KBtu	0.658 KBtu/SqFt	\$2,339.07	\$0.159 /kWh	\$0.031 /SqFt
NATURALGAS	963.00 CCF	99,189 KBtu	1.299 KBtu/SqFt	\$458.35	\$0.476 /CCF	\$0.006 /SqFt
SEWER	32.00 CCF			\$408.88	\$12.778 /CCF	\$0.005 /SqFt
WATER	142.00 CCF			\$1,025.38	\$7.221 /CCF	\$0.013 /SqFt
<b>Totals:</b>		<b>149,410 KBtu</b>	<b>1.956 KBtu/SqFt</b>	<b>\$4,231.68</b>		

## Energy



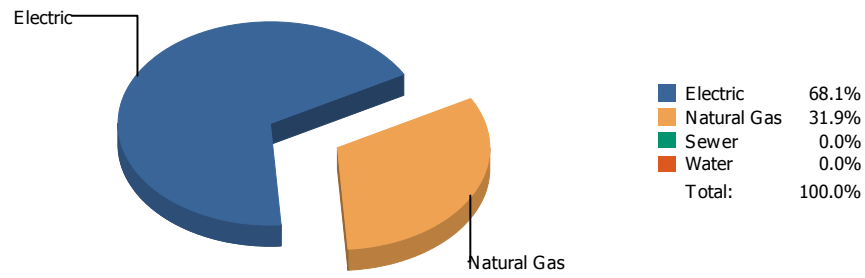
## Cost



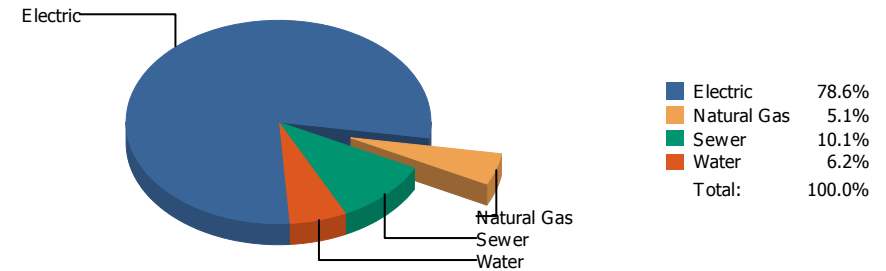
Commodity	Common Use	Energy Use	Energy Use / Area	Total Cost	Cost / Unit	Cost / Area
<b>Place: [MAGOFFINNEWMIDDLESCHOOL] MAGOFFIN NEW MIDDLE SCHOOL [BUILDING]</b>						
<b>Area: 116,136 SqFt</b>						
<b>Billing Period: Jun 2019</b>						
ELECTRIC	88,800.00 kWh	302,986 KBtu	2.609 KBtu/SqFt	\$10,769.87	\$0.121 /kWh	\$0.093 /SqFt
NATURALGAS	271.00 CCF	27,913 KBtu	0.240 KBtu/SqFt	\$229.24	\$0.846 /CCF	\$0.002 /SqFt
WATER	727.00 CCF			\$4,241.86	\$5.835 /CCF	\$0.036 /SqFt
<b>Totals:</b>		<b>330,899 KBtu</b>	<b>2.849 KBtu/SqFt</b>	<b>\$15,240.97</b>		



## Energy

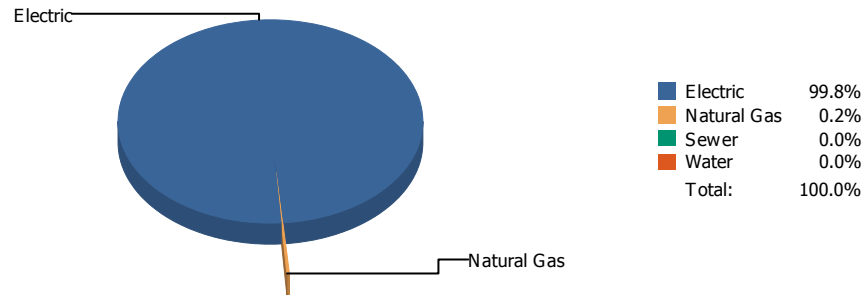


## Cost

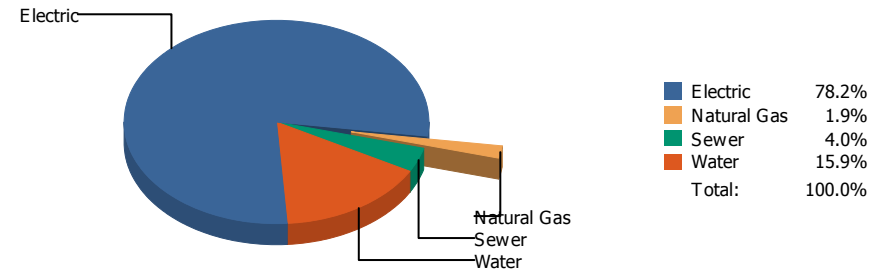


Commodity	Common Use	Energy Use	Energy Use / Area	Total Cost	Cost / Unit	Cost / Area
Place: [MAXINE] MAXINE SILVA HEALTH MAGNET 011 [BUILDING]						
Area: 80,909 SqFt						
Billing Period: Jun 2019						
ELECTRIC	78,600.00 kWh	268,183 KBtu	3.315 KBtu/SqFt	\$8,508.58	\$0.108 /kWh	\$0.105 /SqFt
NATURALGAS	1,219.00 CCF	125,557 KBtu	1.552 KBtu/SqFt	\$550.30	\$0.451 /CCF	\$0.007 /SqFt
SEWER	423.00 CCF			\$1,094.05	\$2.586 /CCF	\$0.014 /SqFt
WATER	184.00 CCF			\$670.67	\$3.645 /CCF	\$0.008 /SqFt
<b>Totals:</b>		<b>393,740 KBtu</b>	<b>4.866 KBtu/SqFt</b>	<b>\$10,823.60</b>		

## Energy



## Cost



Commodity	Common Use	Energy Use	Energy Use / Area	Total Cost	Cost / Unit	Cost / Area
Place: [MESITA] MESITA 130 [BUILDING]						
Area: 100,583 SqFt						
Billing Period: Jun 2019						
ELECTRIC	82,560.00 kWh	281,695 KBtu	2.801 KBtu/SqFt	\$10,859.53	\$0.132 /kWh	\$0.108 /SqFt
NATURALGAS	5.00 CCF	515 KBtu	0.005 KBtu/SqFt	\$267.85	\$53.570 /CCF	\$0.003 /SqFt
SEWER	100.00 CCF			\$548.96	\$5.490 /CCF	\$0.005 /SqFt
WATER	362.00 CCF			\$2,203.97	\$6.088 /CCF	\$0.022 /SqFt
<b>Totals:</b>		<b>282,210 KBtu</b>	<b>2.806 KBtu/SqFt</b>	<b>\$13,880.31</b>		

## Energy

Electric

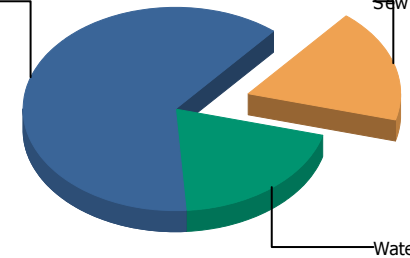


■ Electric 100.0%  
 ■ Sewer 0.0%  
 ■ Water 0.0%  
 Total: 100.0%

## Cost

Electric

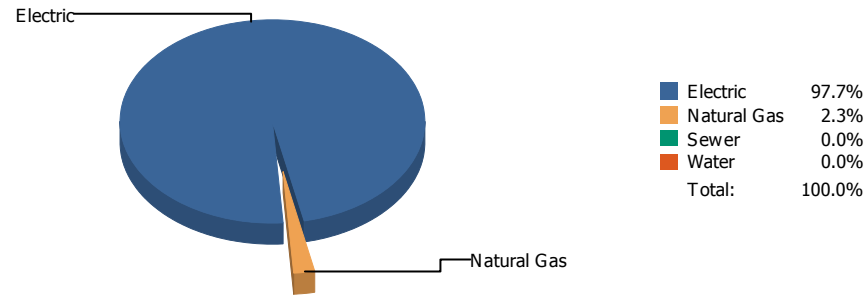
Sewer



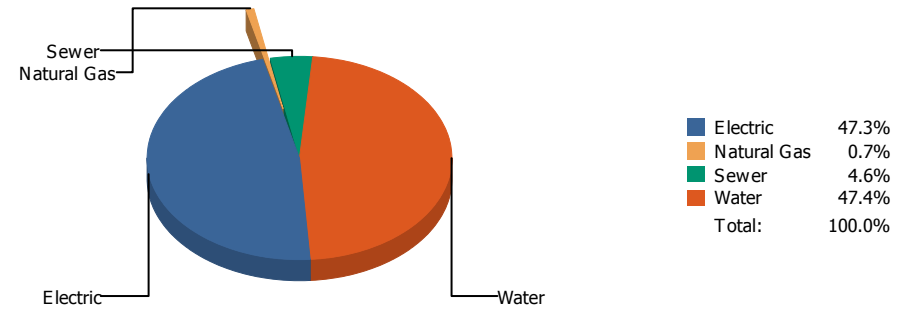
■ Electric 62.1%  
 ■ Sewer 18.3%  
 ■ Water 19.6%  
 Total: 100.0%

Commodity	Common Use	Energy Use	Energy Use / Area	Total Cost	Cost / Unit	Cost / Area
<b>Place: [MILAM] MILAM 131 [BUILDING]</b> <b>Area: 63,641 SqFt</b> <b>Billing Period: Jun 2019</b>						
ELECTRIC	7,560.00 kWh	25,795 KBtu	0.405 KBtu/SqFt	\$1,254.99	\$0.166 /kWh	\$0.020 /SqFt
SEWER	71.00 CCF			\$368.93	\$5.196 /CCF	\$0.006 /SqFt
WATER	77.00 CCF			\$396.99	\$5.156 /CCF	\$0.006 /SqFt
<b>Totals:</b>		<b>25,795 KBtu</b>	<b>0.405 KBtu/SqFt</b>	<b>\$2,020.91</b>		

## Energy

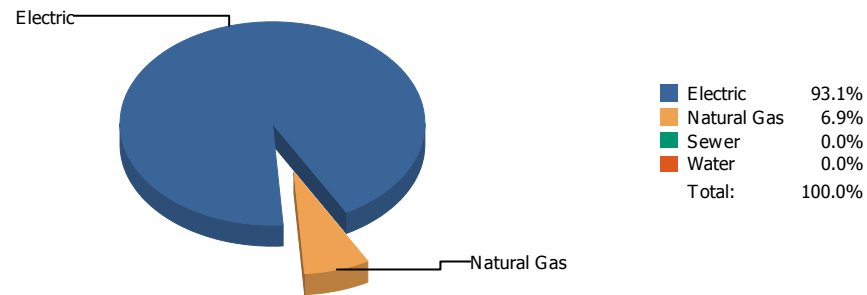


## Cost

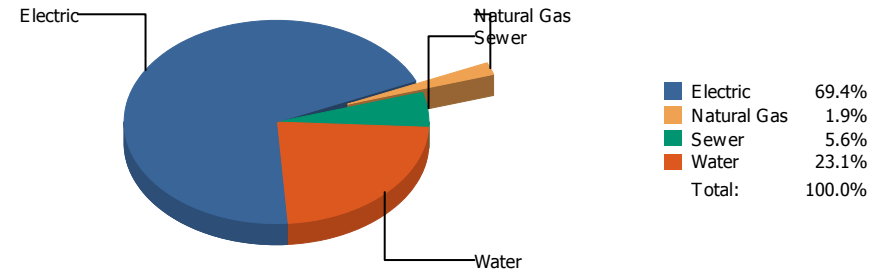


Commodity	Common Use	Energy Use	Energy Use / Area	Total Cost	Cost / Unit	Cost / Area
Place: [MOREHEAD] MOREHEAD 046 [BUILDING]						
Area: 119,353 SqFt						
Billing Period: Jun 2019						
ELECTRIC	73,331.00 kWh	250,205 KBtu	2.096 KBtu/SqFt	\$9,735.00	\$0.133 /kWh	\$0.081 /SqFt
NATURALGAS	56.00 CCF	5,768 KBtu	0.048 KBtu/SqFt	\$152.93	\$2.731 /CCF	\$0.001 /SqFt
SEWER	295.00 CCF			\$950.66	\$3.223 /CCF	\$0.008 /SqFt
WATER	3,011.00 CCF			\$9,763.42	\$3.243 /CCF	\$0.082 /SqFt
<b>Totals:</b>		<b>255,973 KBtu</b>	<b>2.145 KBtu/SqFt</b>	<b>\$20,602.01</b>		

## Energy

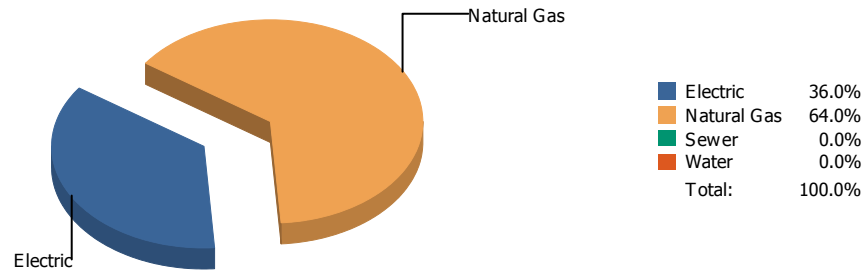


## Cost

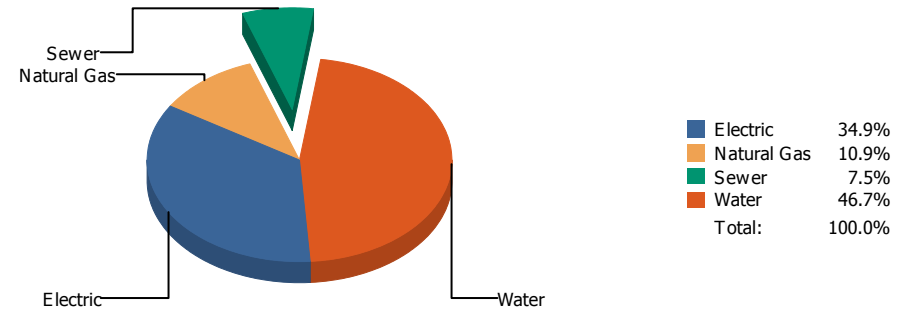


Commodity	Common Use	Energy Use	Energy Use / Area	Total Cost	Cost / Unit	Cost / Area
<b>Place: [MOYE_2] HR MOYE [BUILDING]</b>						
<b>Area: 93,197 SqFt</b>						
<b>Billing Period: Jun 2019</b>						
ELECTRIC	29,760.00 kWh	101,541 KBtu	1.090 KBtu/SqFt	\$5,888.84	\$0.198 /kWh	\$0.063 /SqFt
NATURALGAS	73.00 CCF	7,519 KBtu	0.081 KBtu/SqFt	\$158.96	\$2.178 /CCF	\$0.002 /SqFt
SEWER	65.00 CCF			\$476.86	\$7.336 /CCF	\$0.005 /SqFt
WATER	207.00 CCF			\$1,957.95	\$9.459 /CCF	\$0.021 /SqFt
<b>Totals:</b>		<b>109,060 KBtu</b>	<b>1.170 KBtu/SqFt</b>	<b>\$8,482.61</b>		

## Energy



## Cost



Commodity	Common Use	Energy Use	Energy Use / Area	Total Cost	Cost / Unit	Cost / Area
<b>Place: [MULTI-MEDIA CENTER] MULTI-MEDIA CENTER [BUILDING]</b>						
<b>Area: 27,633 SqFt</b>						
<b>Billing Period: Jun 2019</b>						
ELECTRIC	9,372.00 kWh	31,977 KBtu	1.157 KBtu/SqFt	\$1,034.42	\$0.110 /kWh	\$0.037 /SqFt
NATURALGAS	553.00 CCF	56,959 KBtu	2.061 KBtu/SqFt	\$324.43	\$0.587 /CCF	\$0.012 /SqFt
SEWER	59.00 CCF			\$222.27	\$3.767 /CCF	\$0.008 /SqFt
WATER	256.00 CCF			\$1,382.87	\$5.402 /CCF	\$0.050 /SqFt
<b>Totals:</b>		<b>88,936 KBtu</b>	<b>3.218 KBtu/SqFt</b>	<b>\$2,963.99</b>		

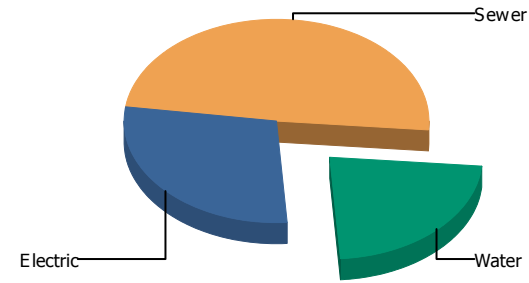
## Energy

Electric



Electric 100.0%  
 Sewer 0.0%  
 Water 0.0%  
 Total: 100.0%

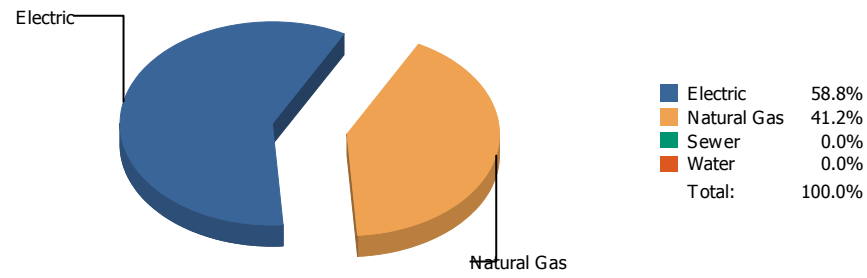
## Cost



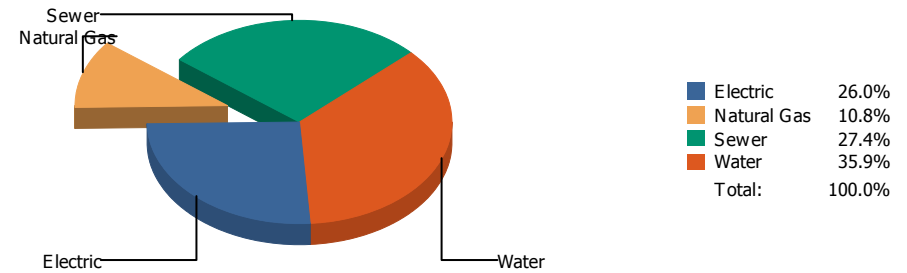
Electric 28.3%  
 Sewer 49.3%  
 Water 22.4%  
 Total: 100.0%

Commodity	Common Use	Energy Use	Energy Use / Area	Total Cost	Cost / Unit	Cost / Area
Place: [NE AREA OFFICES] N.E. AREA OFFICES 882 [BUILDING]						
Area: 7,328 SqFt						
Billing Period: Jun 2019						
ELECTRIC	160.00 kWh	546 KBtu	0.074 KBtu/SqFt	\$37.58	\$0.235 /kWh	\$0.005 /SqFt
SEWER	0.00 CCF			\$65.40	\$0.000 /CCF	\$0.009 /SqFt
WATER	0.00 CCF			\$29.80	\$0.000 /CCF	\$0.004 /SqFt
<b>Totals:</b>		<b>546 KBtu</b>	<b>0.074 KBtu/SqFt</b>	<b>\$132.78</b>		

## Energy



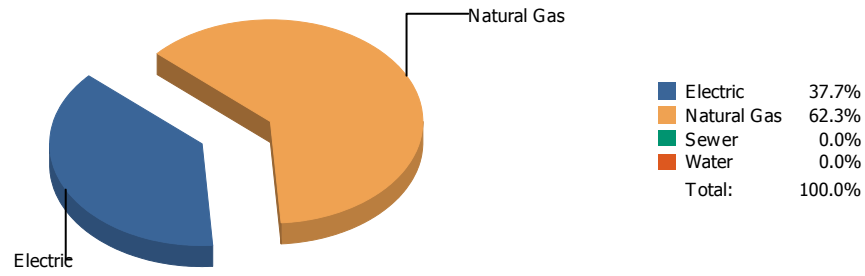
## Cost



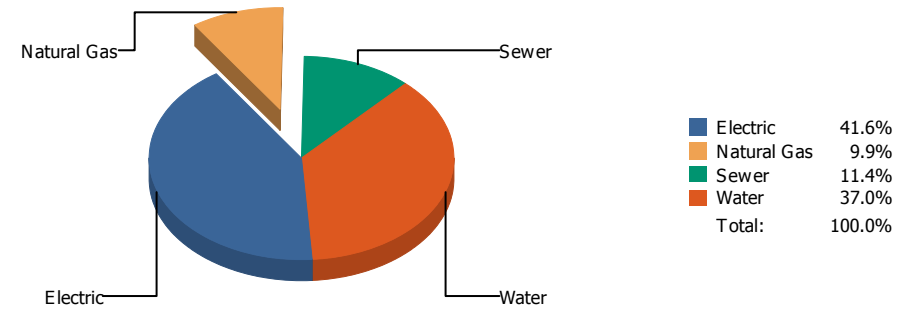
Commodity	Common Use	Energy Use	Energy Use / Area	Total Cost	Cost / Unit	Cost / Area
<b>Place: [NE TRANSPORTATION] N.E. TRANSPORTATION 826 [BUILDING]</b> <b>Area: 5,995 SqFt</b> <b>Billing Period: Jun 2019</b>						
ELECTRIC	4,533.00 kWh	15,467 KBtu	2.580 KBtu/SqFt	\$411.28	\$0.091 /kWh	\$0.069 /SqFt
NATURALGAS	105.00 CCF	10,815 KBtu	1.804 KBtu/SqFt	\$170.34	\$1.622 /CCF	\$0.028 /SqFt
SEWER	44.00 CCF			\$433.60	\$9.855 /CCF	\$0.072 /SqFt
WATER	99.00 CCF			\$569.25	\$5.750 /CCF	\$0.095 /SqFt
<b>Totals:</b>		<b>26,282 KBtu</b>	<b>4.384 KBtu/SqFt</b>	<b>\$1,584.47</b>		



## Energy

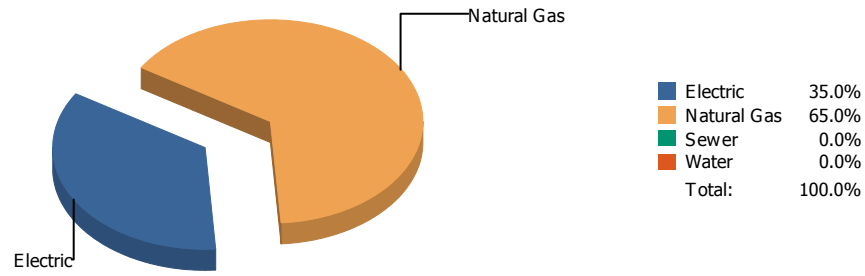


## Cost

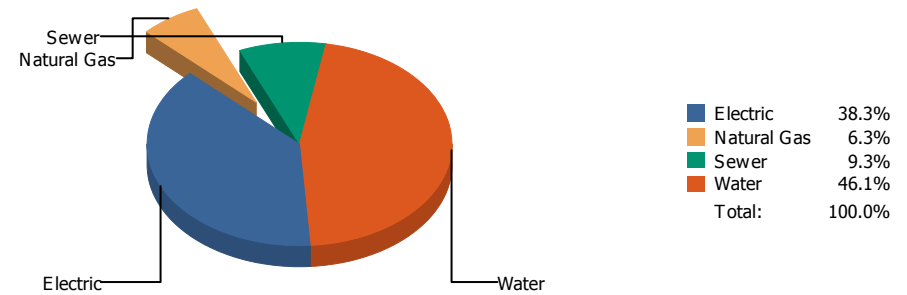


Commodity	Common Use	Energy Use	Energy Use / Area	Total Cost	Cost / Unit	Cost / Area
Place: [NEWMAN] NEWMAN ELEMENTARY 133 [BUILDING]						
Area: 73,291 SqFt						
Billing Period: Jun 2019						
ELECTRIC	10,420.00 kWh	35,553 KBtu	0.485 KBtu/SqFt	\$2,514.58	\$0.241 /kWh	\$0.034 /SqFt
NATURALGAS	571.00 CCF	58,813 KBtu	0.802 KBtu/SqFt	\$597.48	\$1.046 /CCF	\$0.008 /SqFt
SEWER	248.00 CCF			\$691.67	\$2.789 /CCF	\$0.009 /SqFt
WATER	618.00 CCF			\$2,238.45	\$3.622 /CCF	\$0.030 /SqFt
<b>Totals:</b>		<b>94,366 KBtu</b>	<b>1.288 KBtu/SqFt</b>	<b>\$6,042.18</b>		

## Energy

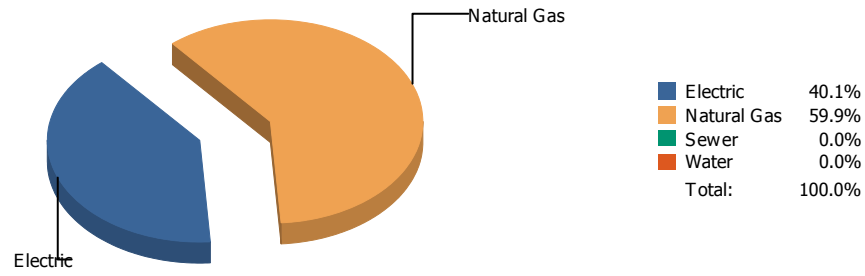


## Cost

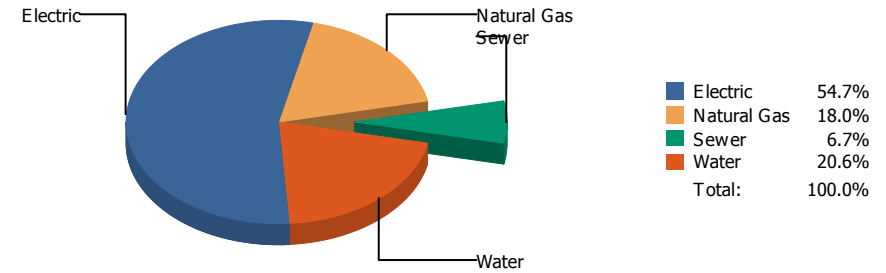


Commodity	Common Use	Energy Use	Energy Use / Area	Total Cost	Cost / Unit	Cost / Area
<b>Place: [NIXON] L.A. NIXON      161 [BUILDING]</b> <b>Area: 76,873 SqFt</b> <b>Billing Period: Jun 2019</b>						
ELECTRIC	14,760.00 kWh	50,361 KBtu	0.655 KBtu/SqFt	\$3,584.24	\$0.243 /kWh	\$0.047 /SqFt
NATURALGAS	908.00 CCF	93,524 KBtu	1.217 KBtu/SqFt	\$587.10	\$0.647 /CCF	\$0.008 /SqFt
SEWER	226.00 CCF			\$869.02	\$3.845 /CCF	\$0.011 /SqFt
WATER	852.00 CCF			\$4,308.23	\$5.057 /CCF	\$0.056 /SqFt
<b>Totals:</b>		<b>143,885 KBtu</b>	<b>1.872 KBtu/SqFt</b>	<b>\$9,348.59</b>		

## Energy

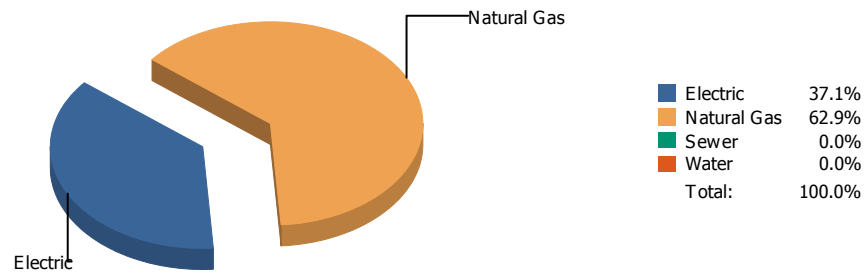


## Cost

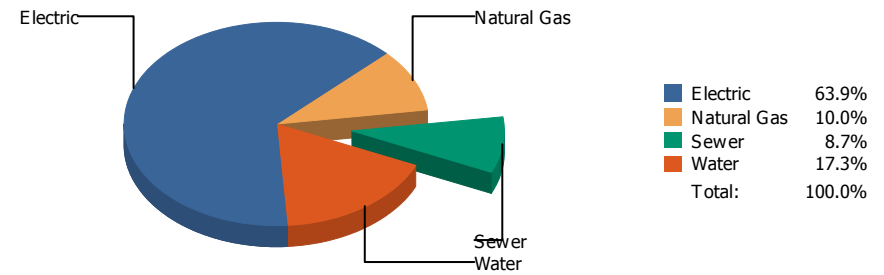


Commodity	Common Use	Energy Use	Energy Use / Area	Total Cost	Cost / Unit	Cost / Area
<b>Place: [OCC. CTR] OCCUPATIONAL CTR. [BUILDING]</b>						
<b>Area: 11,845 SqFt</b>						
<b>Billing Period: Jun 2019</b>						
ELECTRIC	6,900.00 kWh	23,543 KBtu	1.988 KBtu/SqFt	\$773.35	\$0.112 /kWh	\$0.065 /SqFt
NATURALGAS	342.00 CCF	35,226 KBtu	2.974 KBtu/SqFt	\$254.47	\$0.744 /CCF	\$0.021 /SqFt
SEWER	7.00 CCF			\$94.48	\$13.497 /CCF	\$0.008 /SqFt
WATER	38.00 CCF			\$290.46	\$7.644 /CCF	\$0.025 /SqFt
<b>Totals:</b>		<b>58,769 KBtu</b>	<b>4.961 KBtu/SqFt</b>	<b>\$1,412.76</b>		

## Energy

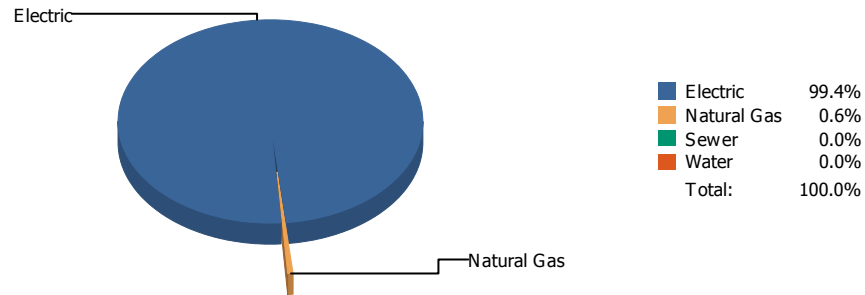


## Cost

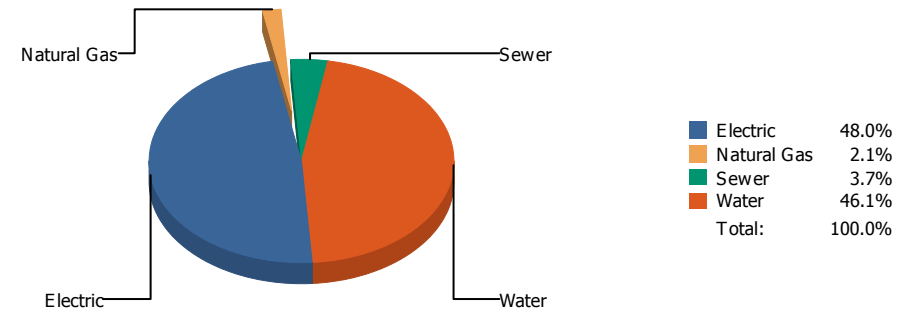


Commodity	Common Use	Energy Use	Energy Use / Area	Total Cost	Cost / Unit	Cost / Area
<b>Place: [PARK] PARK      134 [BUILDING]</b> <b>Area: 63,609 SqFt</b> <b>Billing Period: Jun 2019</b>						
ELECTRIC	15,536.00 kWh	53,009 KBtu	0.833 KBtu/SqFt	\$3,625.77	\$0.233 /kWh	\$0.057 /SqFt
NATURALGAS	874.00 CCF	90,022 KBtu	1.415 KBtu/SqFt	\$567.61	\$0.649 /CCF	\$0.009 /SqFt
SEWER	104.00 CCF			\$495.76	\$4.767 /CCF	\$0.008 /SqFt
WATER	242.00 CCF			\$983.11	\$4.062 /CCF	\$0.015 /SqFt
<b>Totals:</b>		<b>143,031 KBtu</b>	<b>2.249 KBtu/SqFt</b>	<b>\$5,672.25</b>		

## Energy

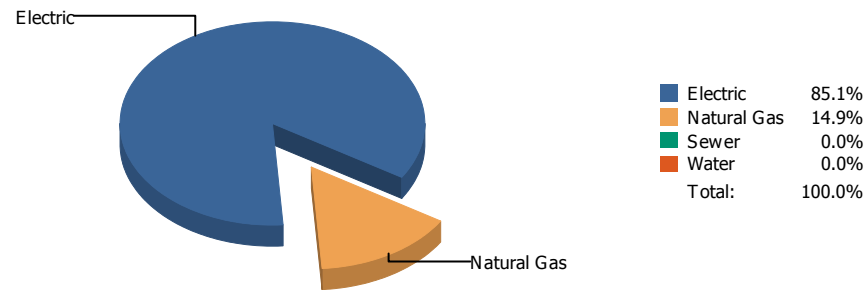


## Cost

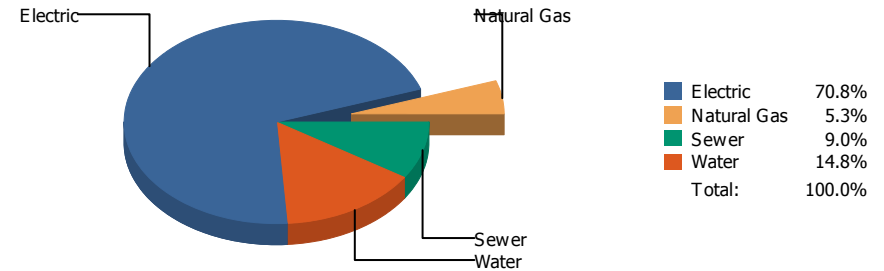


Commodity	Common Use	Energy Use	Energy Use / Area	Total Cost	Cost / Unit	Cost / Area
Place: [PAUL MORENO_1] PAUL MORENO 167 [BUILDING]						
Area: 87,824 SqFt						
Billing Period: Jun 2019						
ELECTRIC	41,800.00 kWh	142,622 KBtu	1.624 KBtu/SqFt	\$6,044.85	\$0.145 /kWh	\$0.069 /SqFt
NATURALGAS	8.00 CCF	824 KBtu	0.009 KBtu/SqFt	\$268.87	\$33.609 /CCF	\$0.003 /SqFt
SEWER	82.00 CCF			\$471.65	\$5.752 /CCF	\$0.005 /SqFt
WATER	792.00 CCF			\$5,814.93	\$7.342 /CCF	\$0.066 /SqFt
<b>Totals:</b>		<b>143,446 KBtu</b>	<b>1.633 KBtu/SqFt</b>	<b>\$12,600.30</b>		

## Energy

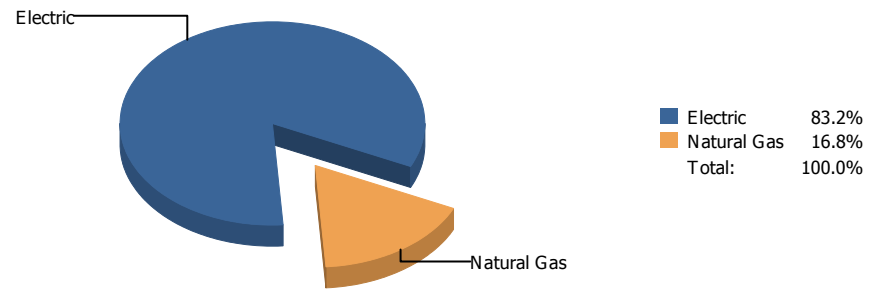


## Cost

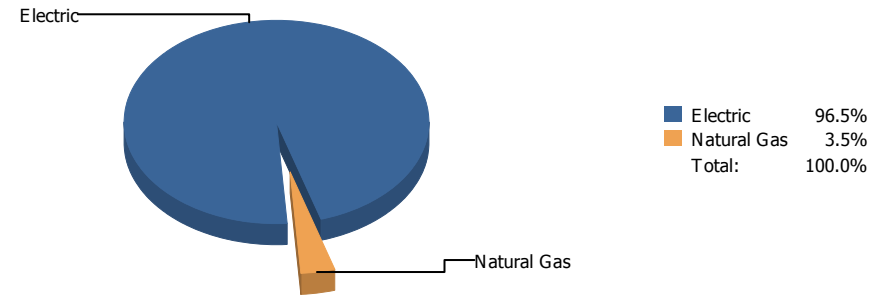


Commodity	Common Use	Energy Use	Energy Use / Area	Total Cost	Cost / Unit	Cost / Area
<b>Place: [POLK] POLK      159 [BUILDING]</b> <b>Area: 67,321 SqFt</b> <b>Billing Period: Jun 2019</b>						
ELECTRIC	30,600.00 kWh	104,407 KBtu	1.551 KBtu/SqFt	\$4,359.75	\$0.142 /kWh	\$0.065 /SqFt
NATURALGAS	177.00 CCF	18,231 KBtu	0.271 KBtu/SqFt	\$329.02	\$1.859 /CCF	\$0.005 /SqFt
SEWER	160.00 CCF			\$552.27	\$3.452 /CCF	\$0.008 /SqFt
WATER	284.00 CCF			\$912.86	\$3.214 /CCF	\$0.014 /SqFt
<b>Totals:</b>		<b>122,638 KBtu</b>	<b>1.822 KBtu/SqFt</b>	<b>\$6,153.90</b>		

## Energy

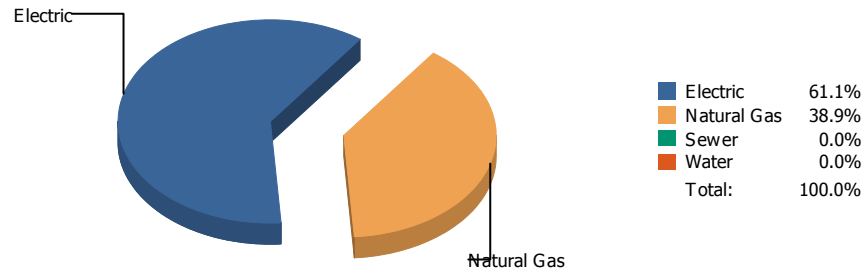


## Cost

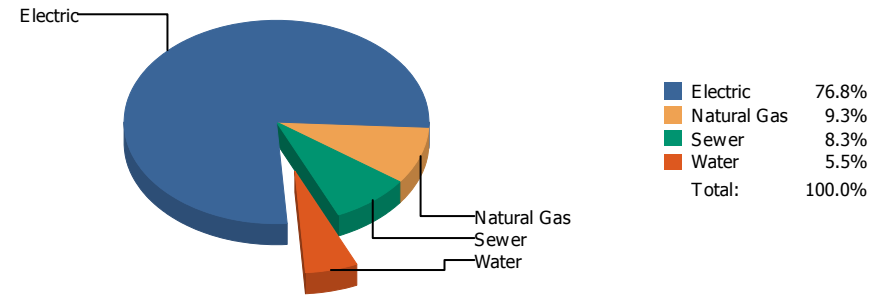


Commodity	Common Use	Energy Use	Energy Use / Area	Total Cost	Cost / Unit	Cost / Area
Place: [POWELL_2] POWELL 175 [BUILDING]						
Area: 79,770 SqFt						
Billing Period: Jun 2019						
ELECTRIC	45,360.00 kWh	154,768 KBtu	1.940 KBtu/SqFt	\$6,595.26	\$0.145 /kWh	\$0.083 /SqFt
NATURALGAS	304.00 CCF	31,312 KBtu	0.393 KBtu/SqFt	\$240.96	\$0.793 /CCF	\$0.003 /SqFt
<b>Totals:</b>		<b>186,080 KBtu</b>	<b>2.333 KBtu/SqFt</b>	<b>\$6,836.22</b>		

## Energy



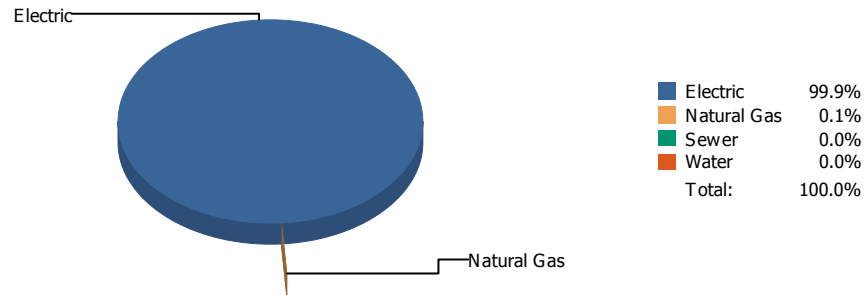
## Cost



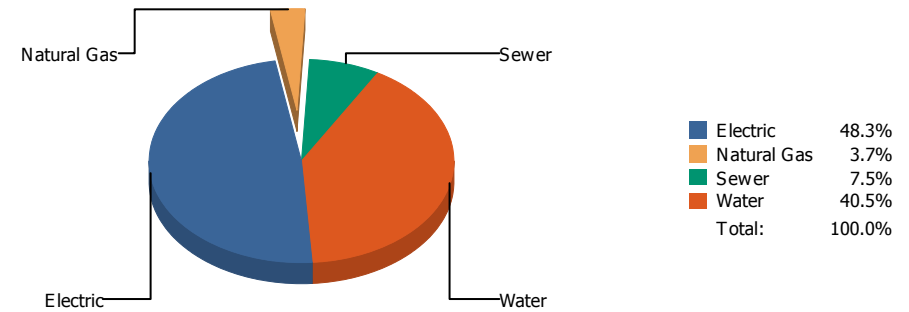
Commodity	Common Use	Energy Use	Energy Use / Area	Total Cost	Cost / Unit	Cost / Area
<b>Place: [PROFESSIONAL DEV] EPISD PROF DEVELOPMENT CENTER931 [BUILDING]</b>						
<b>Area: 18,400 SqFt</b>						
<b>Billing Period: Jun 2019</b>						
ELECTRIC	16,800.00 kWh	57,322 KBtu	3.115 KBtu/SqFt	\$2,110.89	\$0.126 /kWh	\$0.115 /SqFt
NATURALGAS	355.00 CCF	36,565 KBtu	1.987 KBtu/SqFt	\$256.64	\$0.723 /CCF	\$0.014 /SqFt
SEWER	72.00 CCF			\$228.38	\$3.172 /CCF	\$0.012 /SqFt
WATER	19.00 CCF			\$151.71	\$7.985 /CCF	\$0.008 /SqFt
<b>Totals:</b>		<b>93,887 KBtu</b>	<b>5.103 KBtu/SqFt</b>	<b>\$2,747.62</b>		



## Energy

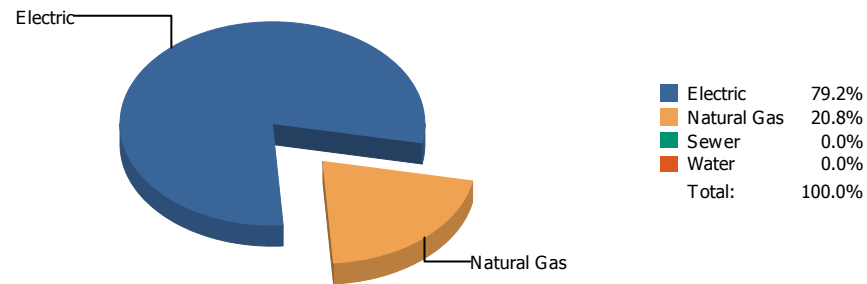


## Cost

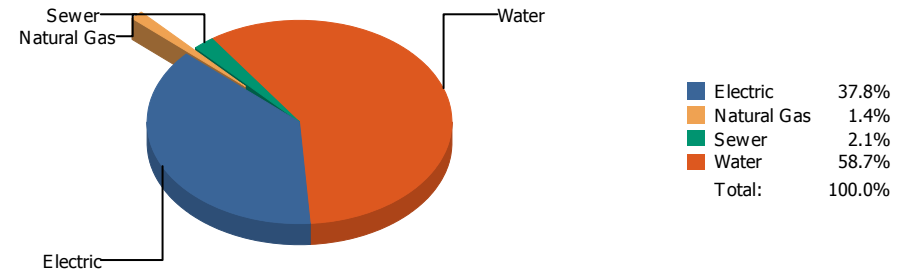


Commodity	Common Use	Energy Use	Energy Use / Area	Total Cost	Cost / Unit	Cost / Area
<b>Place: [PUTNAM] PUTNAM 135 [BUILDING]</b> <b>Area: 61,978 SqFt</b> <b>Billing Period: Jun 2019</b>						
ELECTRIC	25,202.00 kWh	85,989 KBtu	1.387 KBtu/SqFt	\$3,443.00	\$0.137 /kWh	\$0.055 /SqFt
NATURALGAS	1.00 CCF	103 KBtu	0.002 KBtu/SqFt	\$266.43	\$266.430 /CCF	\$0.004 /SqFt
SEWER	152.00 CCF			\$531.53	\$3.497 /CCF	\$0.008 /SqFt
WATER	590.00 CCF			\$2,889.78	\$4.898 /CCF	\$0.047 /SqFt
<b>Totals:</b>		<b>86,092 KBtu</b>	<b>1.389 KBtu/SqFt</b>	<b>\$7,130.74</b>		

## Energy

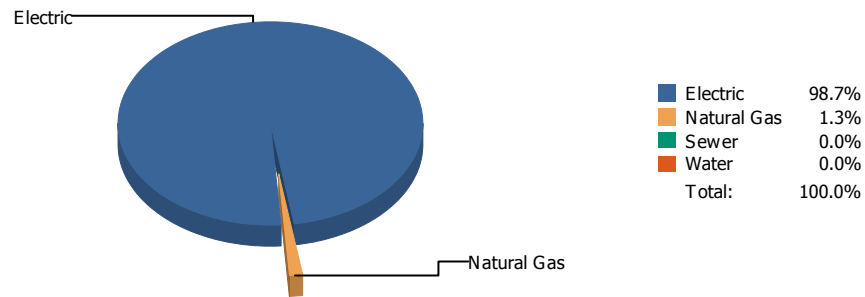


## Cost

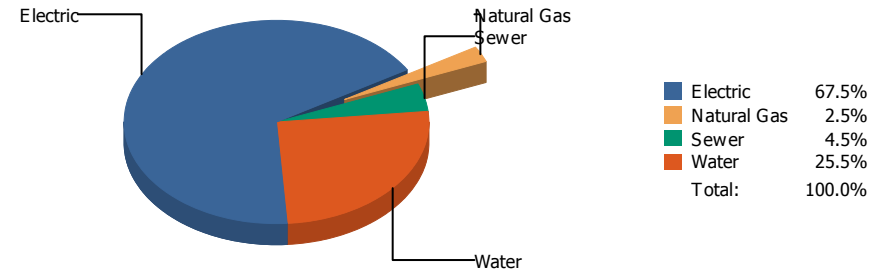


Commodity	Common Use	Energy Use	Energy Use / Area	Total Cost	Cost / Unit	Cost / Area
<b>Place: [RICHARDS] RICHARDSON [BUILDING]</b>						
<b>Area: 115,872 SqFt</b>						
<b>Billing Period: Jun 2019</b>						
ELECTRIC	66,600.00 kWh	227,239 KBtu	1.961 KBtu/SqFt	\$9,017.49	\$0.135 /kWh	\$0.078 /SqFt
NATURALGAS	580.00 CCF	59,740 KBtu	0.516 KBtu/SqFt	\$333.25	\$0.575 /CCF	\$0.003 /SqFt
SEWER	140.00 CCF			\$511.07	\$3.651 /CCF	\$0.004 /SqFt
WATER	1,977.00 CCF			\$13,992.39	\$7.078 /CCF	\$0.121 /SqFt
<b>Totals:</b>		<b>286,979 KBtu</b>	<b>2.477 KBtu/SqFt</b>	<b>\$23,854.20</b>		

## Energy

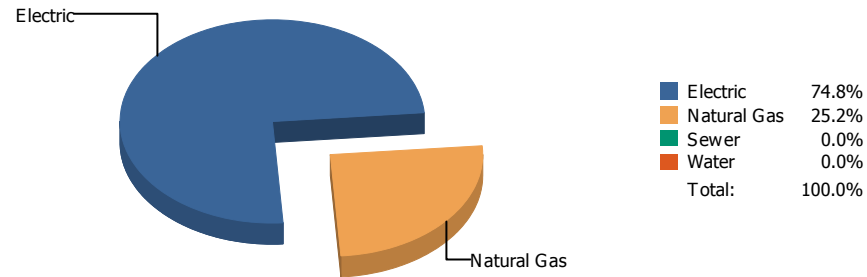


## Cost

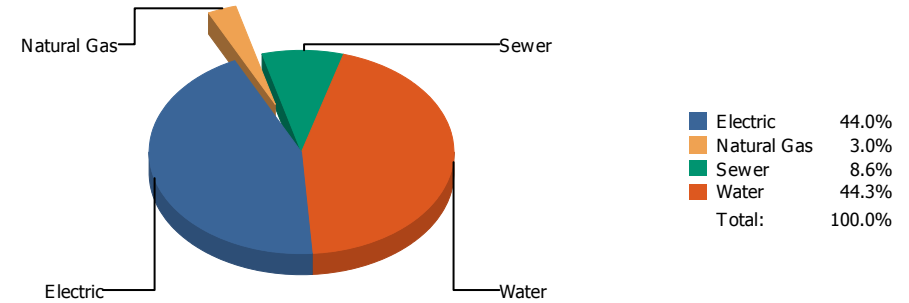


Commodity	Common Use	Energy Use	Energy Use / Area	Total Cost	Cost / Unit	Cost / Area
Place: [RIVERA] RIVERA 156 [BUILDING]						
Area: 77,562 SqFt						
Billing Period: Jun 2019						
ELECTRIC	46,498.00 kWh	158,651 KBtu	2.045 KBtu/SqFt	\$7,519.03	\$0.162 /kWh	\$0.097 /SqFt
NATURALGAS	20.00 CCF	2,060 KBtu	0.027 KBtu/SqFt	\$273.03	\$13.652 /CCF	\$0.004 /SqFt
SEWER	87.00 CCF			\$502.62	\$5.777 /CCF	\$0.006 /SqFt
WATER	513.00 CCF			\$2,836.40	\$5.529 /CCF	\$0.036 /SqFt
<b>Totals:</b>		<b>160,711 KBtu</b>	<b>2.072 KBtu/SqFt</b>	<b>\$11,131.08</b>		

## Energy

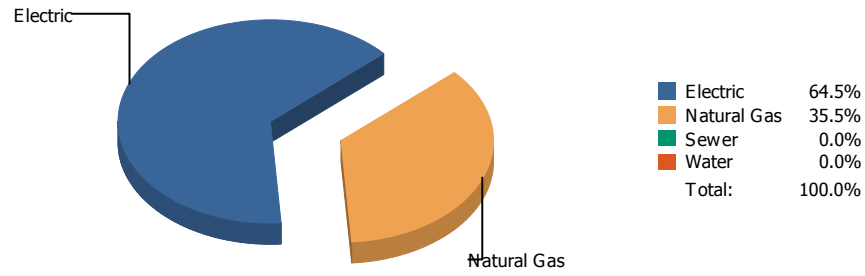


## Cost

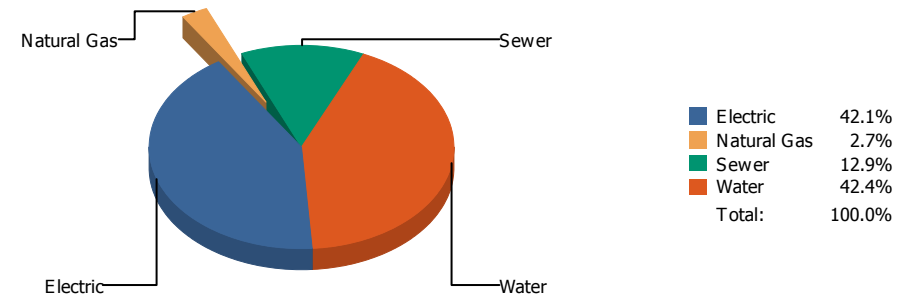


Commodity	Common Use	Energy Use	Energy Use / Area	Total Cost	Cost / Unit	Cost / Area
<b>Place: [ROBERTS] ROBERTS      136 [BUILDING]</b> <b>Area: 81,457 SqFt</b> <b>Billing Period: Jun 2019</b>						
ELECTRIC	29,460.00 kWh	100,518 KBtu	1.234 KBtu/SqFt	\$3,607.56	\$0.122 /kWh	\$0.044 /SqFt
NATURALGAS	329.00 CCF	33,887 KBtu	0.416 KBtu/SqFt	\$249.85	\$0.759 /CCF	\$0.003 /SqFt
SEWER	236.00 CCF			\$708.83	\$3.004 /CCF	\$0.009 /SqFt
WATER	806.00 CCF			\$3,633.27	\$4.508 /CCF	\$0.045 /SqFt
<b>Totals:</b>		<b>134,405 KBtu</b>	<b>1.650 KBtu/SqFt</b>	<b>\$8,199.51</b>		

## Energy

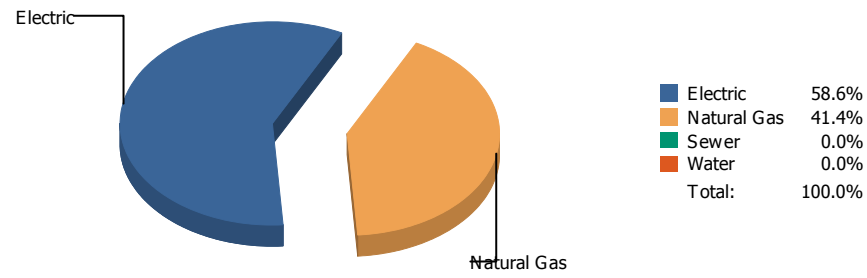


## Cost

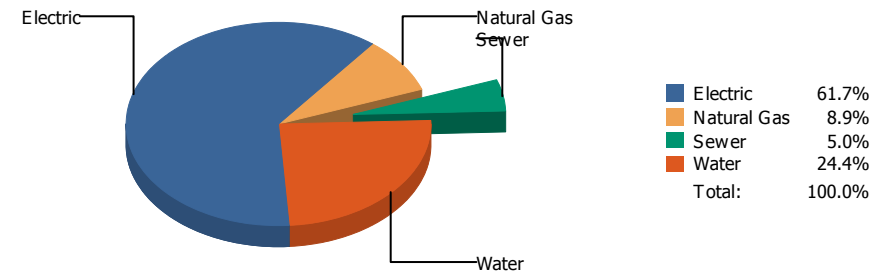


Commodity	Common Use	Energy Use	Energy Use / Area	Total Cost	Cost / Unit	Cost / Area
<b>Place: [ROSS] ROSS      042 [BUILDING]</b> <b>Area: 131,497 SqFt</b> <b>Billing Period: Jun 2019</b>						
ELECTRIC	32,194.00 kWh	109,846 KBtu	0.835 KBtu/SqFt	\$5,278.87	\$0.164 /kWh	\$0.040 /SqFt
NATURALGAS	588.00 CCF	60,564 KBtu	0.461 KBtu/SqFt	\$335.90	\$0.571 /CCF	\$0.003 /SqFt
SEWER	679.00 CCF			\$1,621.41	\$2.388 /CCF	\$0.012 /SqFt
WATER	1,613.00 CCF			\$5,317.37	\$3.297 /CCF	\$0.040 /SqFt
<b>Totals:</b>		<b>170,410 KBtu</b>	<b>1.296 KBtu/SqFt</b>	<b>\$12,553.55</b>		

## Energy

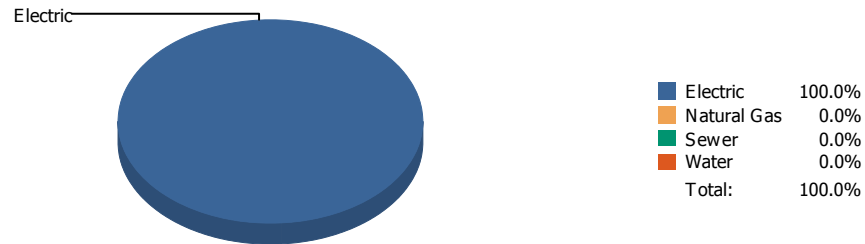


## Cost

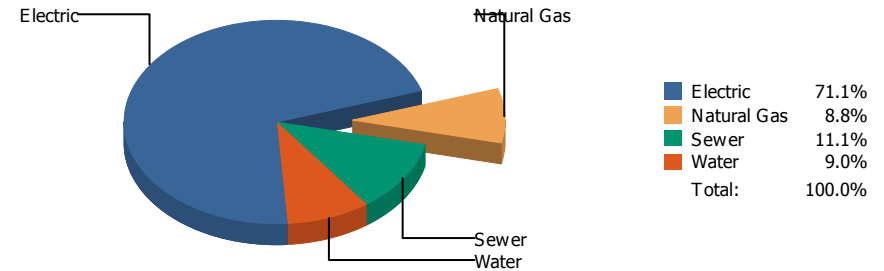


Commodity	Common Use	Energy Use	Energy Use / Area	Total Cost	Cost / Unit	Cost / Area
<b>Place: [RUSK] RUSK      138 [BUILDING]</b> <b>Area: 67,240 SqFt</b> <b>Billing Period: Jun 2019</b>						
ELECTRIC	15,880.00 kWh	54,183 KBtu	0.806 KBtu/SqFt	\$2,723.23	\$0.171 /kWh	\$0.040 /SqFt
NATURALGAS	371.00 CCF	38,213 KBtu	0.568 KBtu/SqFt	\$395.26	\$1.065 /CCF	\$0.006 /SqFt
SEWER	9.00 CCF			\$220.00	\$24.444 /CCF	\$0.003 /SqFt
WATER	191.00 CCF			\$1,078.15	\$5.645 /CCF	\$0.016 /SqFt
<b>Totals:</b>		<b>92,396 KBtu</b>	<b>1.374 KBtu/SqFt</b>	<b>\$4,416.64</b>		

## Energy

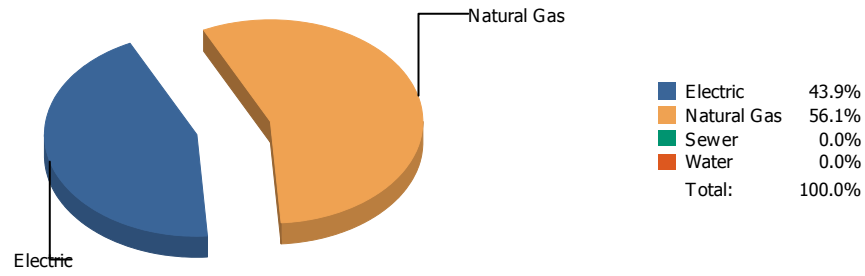


## Cost

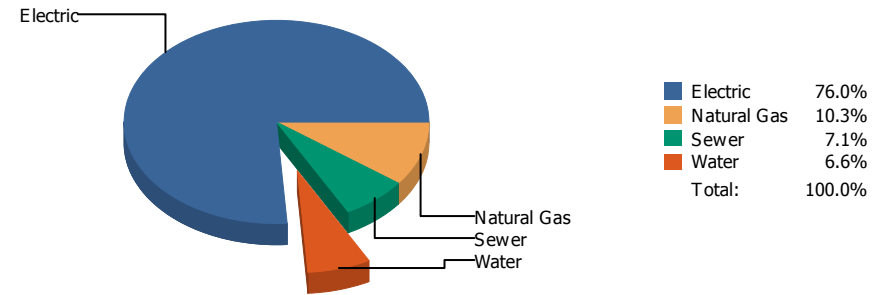


Commodity	Common Use	Energy Use	Energy Use / Area	Total Cost	Cost / Unit	Cost / Area
Place: [SAN JAC] SAN JACINTO 139 [BUILDING]						
Area: 29,589 SqFt						
Billing Period: Jun 2019						
ELECTRIC	7,300.00 kWh	24,908 KBtu	0.842 KBtu/SqFt	\$1,079.08	\$0.148 /kWh	\$0.036 /SqFt
NATURALGAS	0.00 CCF	0 KBtu	0.000 KBtu/SqFt	\$133.05	\$0.000 /CCF	\$0.004 /SqFt
SEWER	33.00 CCF			\$168.71	\$5.112 /CCF	\$0.006 /SqFt
WATER	11.00 CCF			\$136.97	\$12.452 /CCF	\$0.005 /SqFt
<b>Totals:</b>		<b>24,908 KBtu</b>	<b>0.842 KBtu/SqFt</b>	<b>\$1,517.81</b>		

## Energy



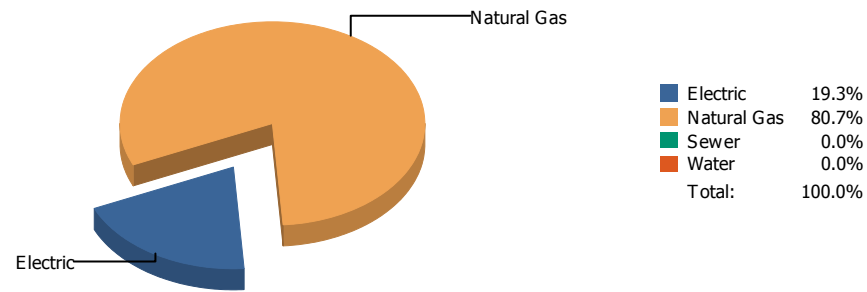
## Cost



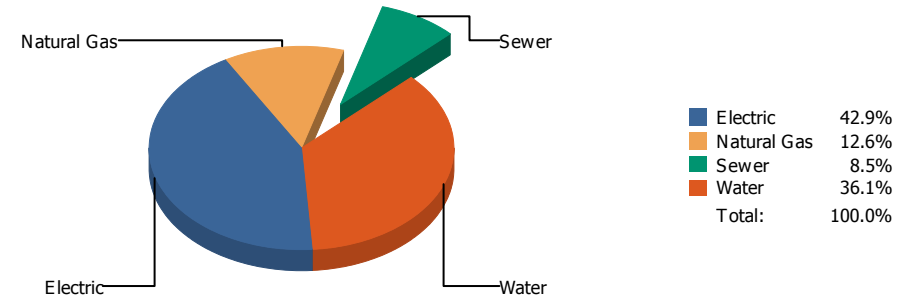
Commodity	Common Use	Energy Use	Energy Use / Area	Total Cost	Cost / Unit	Cost / Area
<b>Place: [SCHUSTER] SCHUSTER      140 [BUILDING]</b> <b>Area: 34,371 SqFt</b> <b>Billing Period: Jun 2019</b>						
ELECTRIC	6,589.00 kWh	22,482 KBtu	0.654 KBtu/SqFt	\$1,701.27	\$0.258 /kWh	\$0.049 /SqFt
NATURALGAS	279.00 CCF	28,737 KBtu	0.836 KBtu/SqFt	\$230.17	\$0.825 /CCF	\$0.007 /SqFt
SEWER	28.00 CCF			\$158.41	\$5.658 /CCF	\$0.005 /SqFt
WATER	16.00 CCF			\$148.17	\$9.261 /CCF	\$0.004 /SqFt
<b>Totals:</b>		<b>51,219 KBtu</b>	<b>1.490 KBtu/SqFt</b>	<b>\$2,238.02</b>		



## Energy

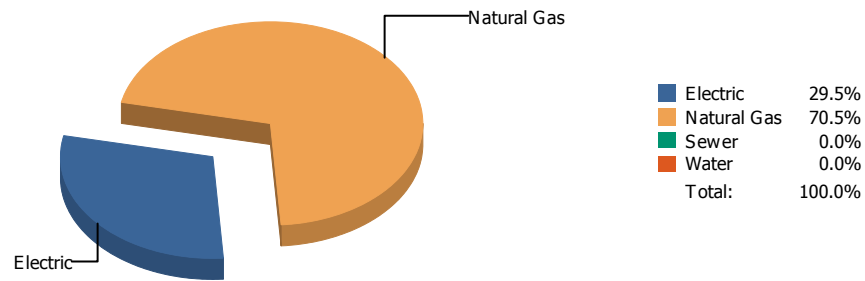


## Cost

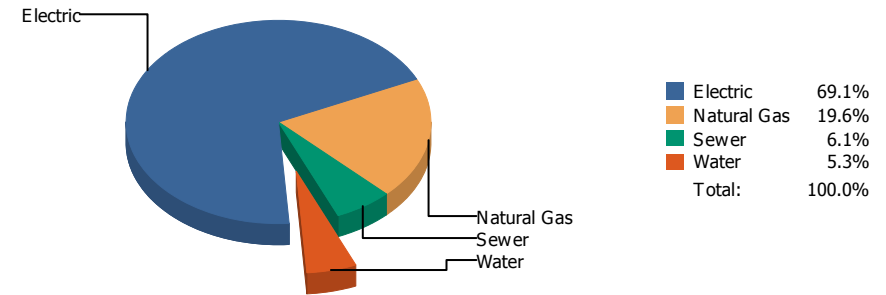


Commodity	Common Use	Energy Use	Energy Use / Area	Total Cost	Cost / Unit	Cost / Area
<b>Place: [STANTON] STANTON      141 [BUILDING]</b> <b>Area: 75,957 SqFt</b> <b>Billing Period: Jun 2019</b>						
ELECTRIC	8,658.00 kWh	29,541 KBtu	0.389 KBtu/SqFt	\$2,329.46	\$0.269 /kWh	\$0.031 /SqFt
NATURALGAS	1,197.00 CCF	123,291 KBtu	1.623 KBtu/SqFt	\$681.87	\$0.570 /CCF	\$0.009 /SqFt
SEWER	136.00 CCF			\$460.95	\$3.389 /CCF	\$0.006 /SqFt
WATER	436.00 CCF			\$1,960.09	\$4.496 /CCF	\$0.026 /SqFt
<b>Totals:</b>		<b>152,832 KBtu</b>	<b>2.012 KBtu/SqFt</b>	<b>\$5,432.37</b>		

## Energy

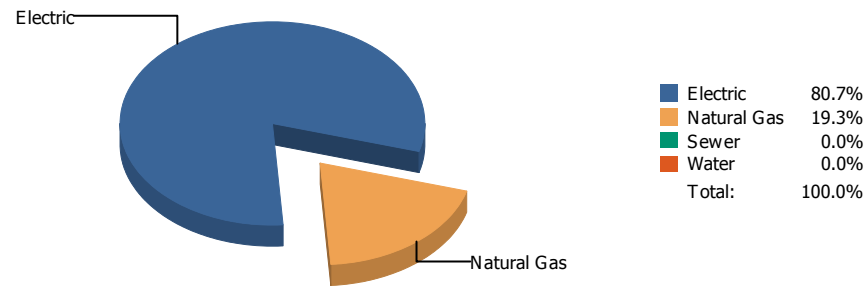


## Cost

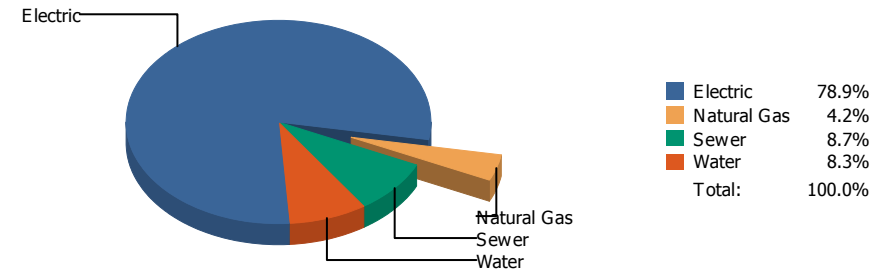


Commodity	Common Use	Energy Use	Energy Use / Area	Total Cost	Cost / Unit	Cost / Area
<b>Place: [SUNSET HIGH_1] SUNSET HIGH SCHOOL [BUILDING]</b>						
<b>Area: 33,263 SqFt</b>						
<b>Billing Period: Jun 2019</b>						
ELECTRIC	21,760.00 kWh	74,245 KBtu	2.232 KBtu/SqFt	\$2,531.59	\$0.116 /kWh	\$0.076 /SqFt
NATURALGAS	1,723.00 CCF	177,469 KBtu	5.335 KBtu/SqFt	\$718.40	\$0.417 /CCF	\$0.022 /SqFt
SEWER	59.00 CCF			\$222.27	\$3.767 /CCF	\$0.007 /SqFt
WATER	36.00 CCF			\$192.97	\$5.360 /CCF	\$0.006 /SqFt
<b>Totals:</b>		<b>251,714 KBtu</b>	<b>7.567 KBtu/SqFt</b>	<b>\$3,665.23</b>		

## Energy

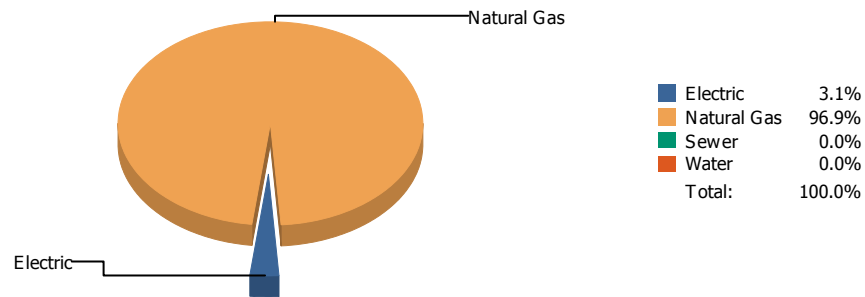


## Cost

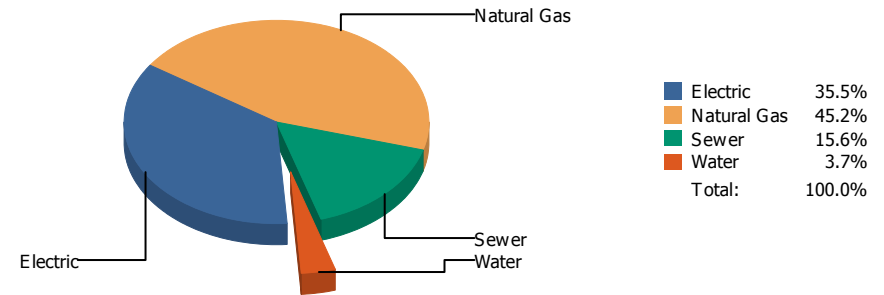


Commodity	Common Use	Energy Use	Energy Use / Area	Total Cost	Cost / Unit	Cost / Area
Place: [TELLES] R. TELLES ACADEMY 027 [BUILDING]						
Area: 38,000 SqFt						
Billing Period: Jun 2019						
ELECTRIC	33,000.00 kWh	112,596 KBtu	2.963 KBtu/SqFt	\$4,252.46	\$0.129 /kWh	\$0.112 /SqFt
NATURALGAS	262.00 CCF	26,986 KBtu	0.710 KBtu/SqFt	\$224.23	\$0.856 /CCF	\$0.006 /SqFt
SEWER	119.00 CCF			\$467.81	\$3.931 /CCF	\$0.012 /SqFt
WATER	84.00 CCF			\$446.67	\$5.318 /CCF	\$0.012 /SqFt
<b>Totals:</b>		<b>139,582 KBtu</b>	<b>3.673 KBtu/SqFt</b>	<b>\$5,391.17</b>		

## Energy

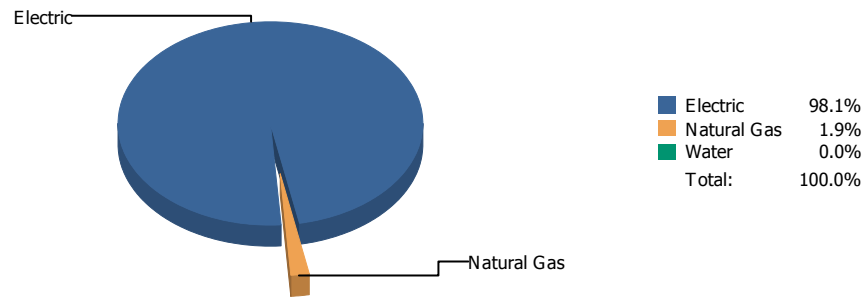


## Cost

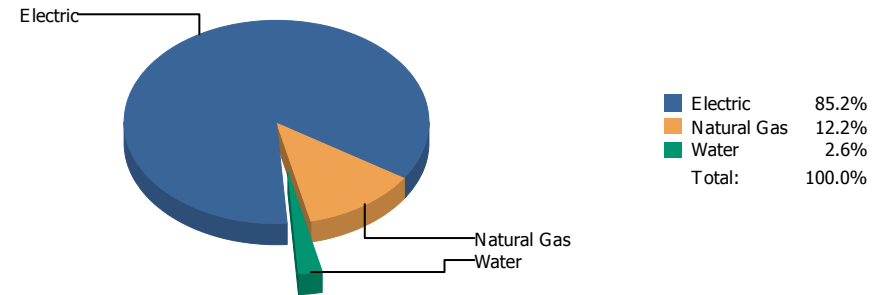


Commodity	Common Use	Energy Use	Energy Use / Area	Total Cost	Cost / Unit	Cost / Area
<b>Place: [TENNISCENTER_2] TENNIS CENTER 000 [BUILDING]</b>						
<b>Area: 3,867 SqFt</b>						
<b>Billing Period: Jun 2019</b>						
ELECTRIC	440.00 kWh	1,501 KBtu	0.388 KBtu/SqFt	\$228.86	\$0.520 /kWh	\$0.059 /SqFt
NATURALGAS	456.00 CCF	46,968 KBtu	12.146 KBtu/SqFt	\$291.79	\$0.640 /CCF	\$0.075 /SqFt
SEWER	0.00 CCF			\$100.73	\$0.000 /CCF	\$0.026 /SqFt
WATER	0.00 CCF			\$23.97	\$0.000 /CCF	\$0.006 /SqFt
<b>Totals:</b>		<b>48,469 KBtu</b>	<b>12.534 KBtu/SqFt</b>	<b>\$645.35</b>		

## Energy

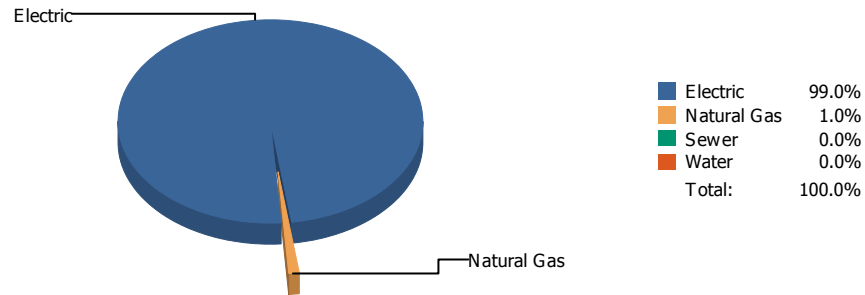


## Cost

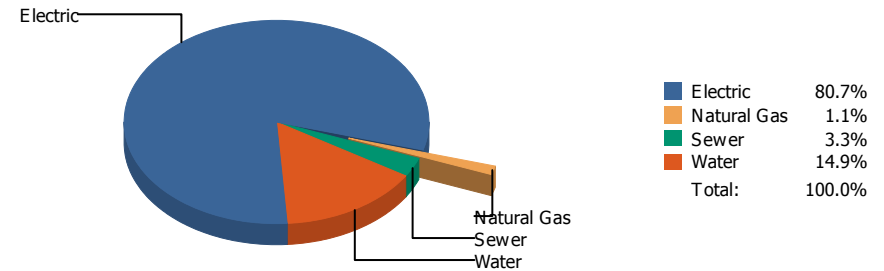


Commodity	Common Use	Energy Use	Energy Use / Area	Total Cost	Cost / Unit	Cost / Area
<b>Place: [TERRACE] TERRACE HILLS 048 [BUILDING]</b> <b>Area: 138,021 SqFt</b> <b>Billing Period: Jun 2019</b>						
ELECTRIC	7,950.00 kWh	27,125 KBtu	0.197 KBtu/SqFt	\$1,871.31	\$0.235 /kWh	\$0.014 /SqFt
NATURALGAS	5.00 CCF	515 KBtu	0.004 KBtu/SqFt	\$267.99	\$53.598 /CCF	\$0.002 /SqFt
WATER	0.00 CCF			\$56.66	\$0.000 /CCF	\$0.000 /SqFt
<b>Totals:</b>		<b>27,640 KBtu</b>	<b>0.200 KBtu/SqFt</b>	<b>\$2,195.96</b>		

## Energy

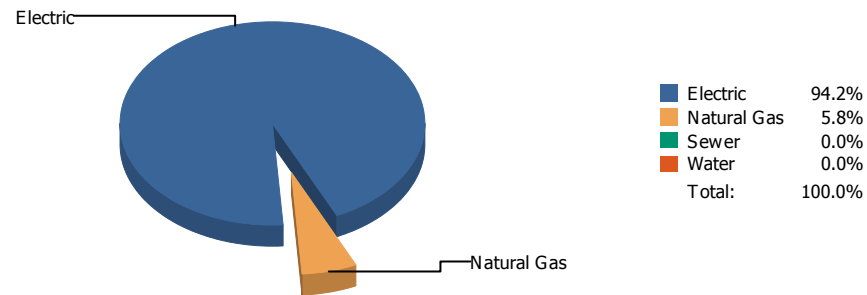


## Cost

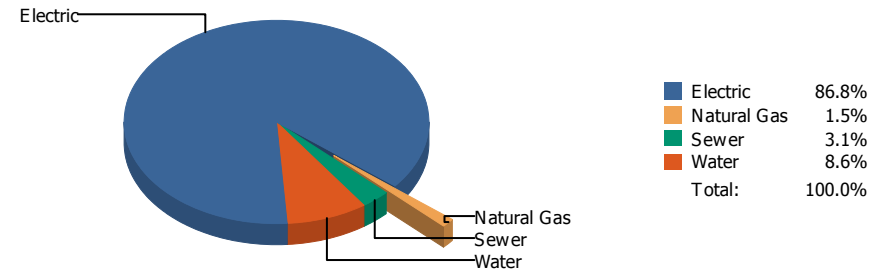


Commodity	Common Use	Energy Use	Energy Use / Area	Total Cost	Cost / Unit	Cost / Area
Place: [TIPPENELEMENTARY] TIPPIN ELEMENTARY 168 [BUILDING]						
Area: 88,360 SqFt						
Billing Period: Jun 2019						
ELECTRIC	83,400.00 kWh	284,561 KBtu	3.220 KBtu/SqFt	\$10,208.01	\$0.122 /kWh	\$0.116 /SqFt
NATURALGAS	28.00 CCF	2,884 KBtu	0.033 KBtu/SqFt	\$143.00	\$5.107 /CCF	\$0.002 /SqFt
SEWER	96.00 CCF			\$420.43	\$4.379 /CCF	\$0.005 /SqFt
WATER	353.00 CCF			\$1,881.69	\$5.331 /CCF	\$0.021 /SqFt
<b>Totals:</b>		<b>287,445 KBtu</b>	<b>3.253 KBtu/SqFt</b>	<b>\$12,653.13</b>		

## Energy

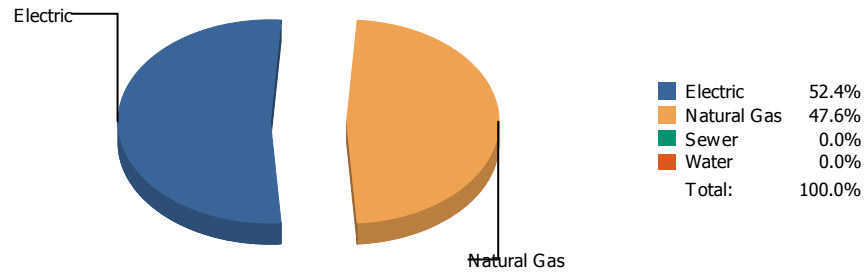


## Cost

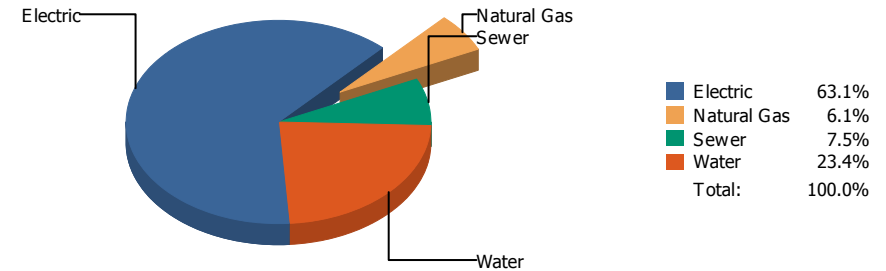


Commodity	Common Use	Energy Use	Energy Use / Area	Total Cost	Cost / Unit	Cost / Area
Place: [TOMLEA_2] TOM LEA 178 [BUILDING]						
Area: 88,828 SqFt						
Billing Period: Jun 2019						
ELECTRIC	70,880.00 kWh	241,843 KBtu	2.723 KBtu/SqFt	\$10,830.09	\$0.153 /kWh	\$0.122 /SqFt
NATURALGAS	144.00 CCF	14,832 KBtu	0.167 KBtu/SqFt	\$184.16	\$1.279 /CCF	\$0.002 /SqFt
SEWER	81.00 CCF			\$389.53	\$4.809 /CCF	\$0.004 /SqFt
WATER	189.00 CCF			\$1,070.50	\$5.664 /CCF	\$0.012 /SqFt
<b>Totals:</b>		<b>256,675 KBtu</b>	<b>2.890 KBtu/SqFt</b>	<b>\$12,474.28</b>		

## Energy



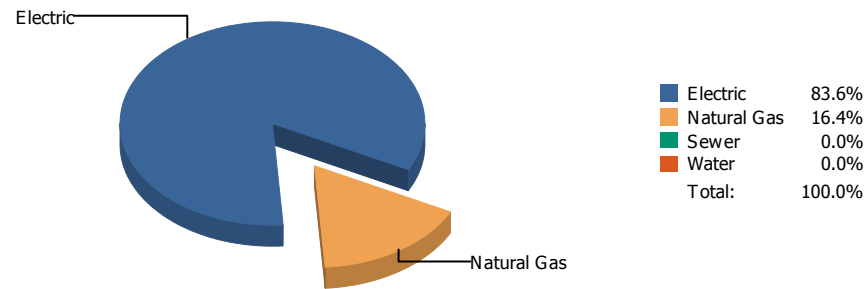
## Cost



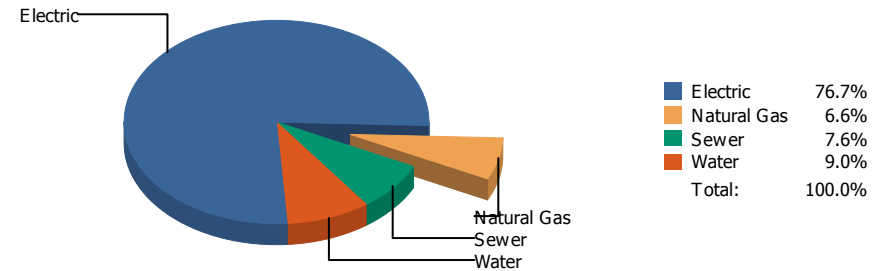
Commodity	Common Use	Energy Use	Energy Use / Area	Total Cost	Cost / Unit	Cost / Area
<b>Place: [TRAVIS] TRAVIS      143 [BUILDING]</b> <b>Area: 78,925 SqFt</b> <b>Billing Period: Jun 2019</b>						
ELECTRIC	14,760.00 kWh	50,361 KBtu	0.638 KBtu/SqFt	\$2,993.35	\$0.203 /kWh	\$0.038 /SqFt
NATURALGAS	445.00 CCF	45,835 KBtu	0.581 KBtu/SqFt	\$287.84	\$0.647 /CCF	\$0.004 /SqFt
SEWER	84.00 CCF			\$353.83	\$4.212 /CCF	\$0.004 /SqFt
WATER	260.00 CCF			\$1,111.52	\$4.275 /CCF	\$0.014 /SqFt
<b>Totals:</b>		<b>96,196 KBtu</b>	<b>1.219 KBtu/SqFt</b>	<b>\$4,746.54</b>		



## Energy

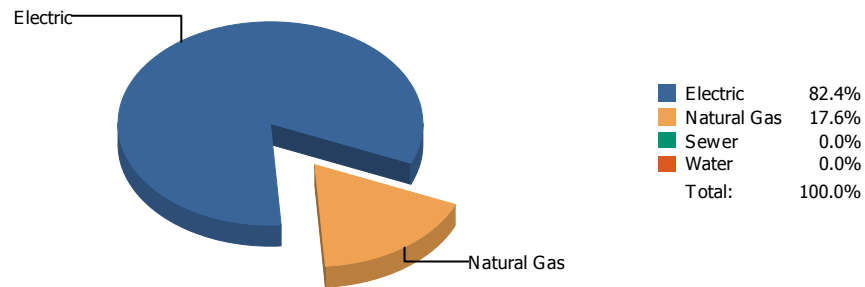


## Cost

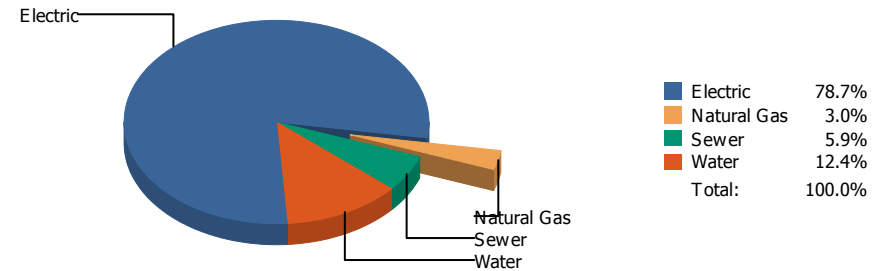


Commodity	Common Use	Energy Use	Energy Use / Area	Total Cost	Cost / Unit	Cost / Area
<b>Place: [VILAS] VILAS      144 [BUILDING]</b> <b>Area: 66,992 SqFt</b> <b>Billing Period: Jun 2019</b>						
ELECTRIC	37,860.00 kWh	129,178 KBtu	1.928 KBtu/SqFt	\$5,607.16	\$0.148 /kWh	\$0.084 /SqFt
NATURALGAS	246.00 CCF	25,338 KBtu	0.378 KBtu/SqFt	\$485.23	\$1.972 /CCF	\$0.007 /SqFt
SEWER	75.00 CCF			\$557.42	\$7.432 /CCF	\$0.008 /SqFt
WATER	94.00 CCF			\$659.88	\$7.020 /CCF	\$0.010 /SqFt
<b>Totals:</b>		<b>154,516 KBtu</b>	<b>2.306 KBtu/SqFt</b>	<b>\$7,309.69</b>		

## Energy

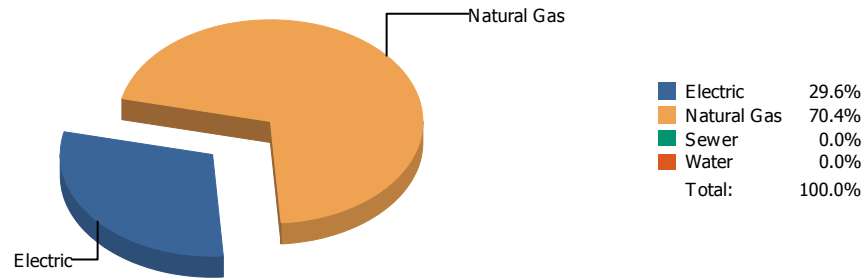


## Cost

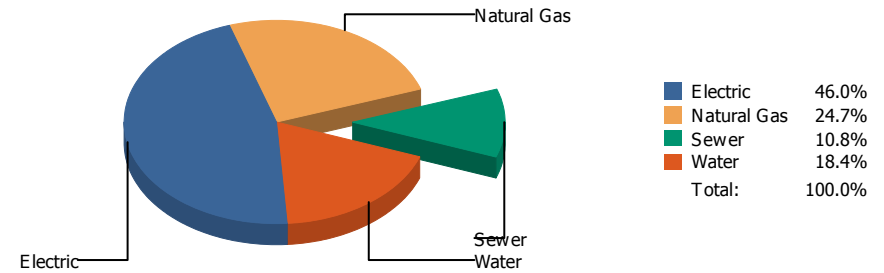


Commodity	Common Use	Energy Use	Energy Use / Area	Total Cost	Cost / Unit	Cost / Area
<b>Place: [W HILLS] WESTERN HILLS      146 [BUILDING]</b> <b>Area: 77,753 SqFt</b> <b>Billing Period: Jun 2019</b>						
ELECTRIC	38,760.00 kWh	132,249 KBtu	1.701 KBtu/SqFt	\$6,030.60	\$0.156 /kWh	\$0.078 /SqFt
NATURALGAS	274.00 CCF	28,222 KBtu	0.363 KBtu/SqFt	\$230.30	\$0.841 /CCF	\$0.003 /SqFt
SEWER	54.00 CCF			\$454.20	\$8.411 /CCF	\$0.006 /SqFt
WATER	307.00 CCF			\$952.26	\$3.102 /CCF	\$0.012 /SqFt
<b>Totals:</b>		<b>160,471 KBtu</b>	<b>2.064 KBtu/SqFt</b>	<b>\$7,667.36</b>		

## Energy



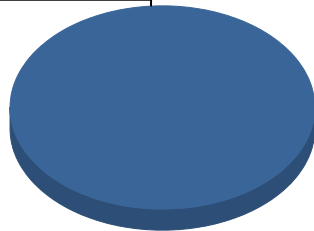
## Cost



Commodity	Common Use	Energy Use	Energy Use / Area	Total Cost	Cost / Unit	Cost / Area
<b>Place: [WAINWRIG] WAINWRIGHT 145 [BUILDING]</b> <b>Area: 38,227 SqFt</b> <b>Billing Period: Jun 2019</b>						
ELECTRIC	10,923.00 kWh	37,269 KBtu	0.975 KBtu/SqFt	\$1,049.52	\$0.096 /kWh	\$0.027 /SqFt
NATURALGAS	859.00 CCF	88,477 KBtu	2.315 KBtu/SqFt	\$563.32	\$0.656 /CCF	\$0.015 /SqFt
SEWER	22.00 CCF			\$246.78	\$11.217 /CCF	\$0.006 /SqFt
WATER	87.00 CCF			\$419.54	\$4.822 /CCF	\$0.011 /SqFt
<b>Totals:</b>		<b>125,746 KBtu</b>	<b>3.289 KBtu/SqFt</b>	<b>\$2,279.16</b>		

## Energy

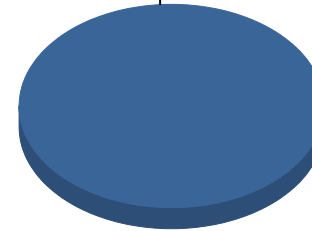
Electric



■ Electric 100.0%  
Total: 100.0%

## Cost

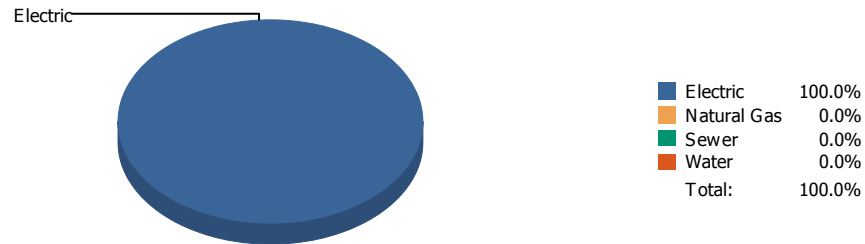
Electric



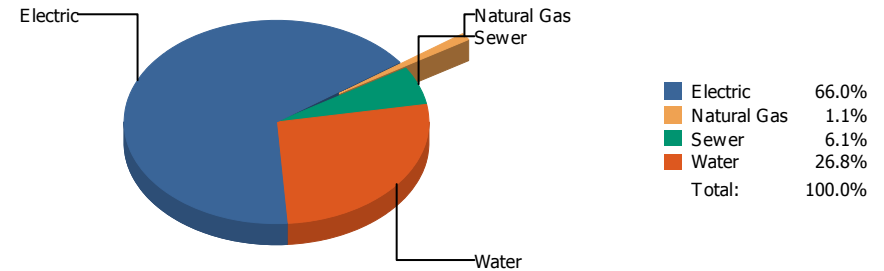
■ Electric 100.0%  
Total: 100.0%

Commodity	Common Use	Energy Use	Energy Use / Area	Total Cost	Cost / Unit	Cost / Area
Place: [WESTSIDE] WESTSIDE TRANSPORTATION 951 [BUILDING]						
Area: 4,040 SqFt						
Billing Period: Jun 2019						
ELECTRIC	2,265.00 kWh	7,728 KBtu	1.913 KBtu/SqFt	\$276.70	\$0.122 /kWh	\$0.068 /SqFt
<b>Totals:</b>		<b>7,728 KBtu</b>	<b>1.913 KBtu/SqFt</b>	<b>\$276.70</b>		

## Energy



## Cost



Commodity	Common Use	Energy Use	Energy Use / Area	Total Cost	Cost / Unit	Cost / Area
Place: [WHITAKER] WHITAKER 153 [BUILDING]						
Area: 89,458 SqFt						
Billing Period: Jun 2019						
ELECTRIC	48,960.00 kWh	167,052 KBtu	1.867 KBtu/SqFt	\$8,146.78	\$0.166 /kWh	\$0.091 /SqFt
NATURALGAS	0.00 CCF	0 KBtu	0.000 KBtu/SqFt	\$133.05	\$0.000 /CCF	\$0.001 /SqFt
SEWER	211.00 CCF			\$758.06	\$3.593 /CCF	\$0.008 /SqFt
WATER	1,001.00 CCF			\$3,300.67	\$3.297 /CCF	\$0.037 /SqFt
<b>Totals:</b>		<b>167,052 KBtu</b>	<b>1.867 KBtu/SqFt</b>	<b>\$12,338.56</b>		

## Energy

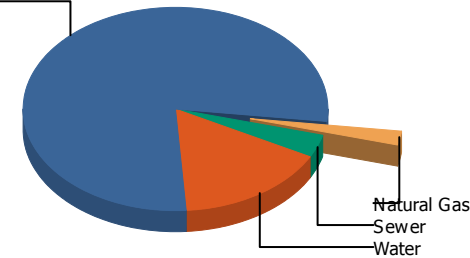
Electric



Electric	100.0%
Natural Gas	0.0%
Sewer	0.0%
Water	0.0%
<b>Total</b>	<b>100.0%</b>

## Cost

Electric



Electric	78.0%
Natural Gas	2.4%
Sewer	3.4%
Water	16.2%
<b>Total</b>	<b>100.0%</b>

Commodity	Common Use	Energy Use	Energy Use / Area	Total Cost	Cost / Unit	Cost / Area
<b>Place: [WHITE] ZACH WHITE ELEMENTARY NEW-1997 [BUILDING]</b>						
<b>Area: 92,458 SqFt</b>						
<b>Billing Period: Jun 2019</b>						
ELECTRIC	80,100.00 kWh	273,301 KBtu	2.956 KBtu/SqFt	\$8,483.84	\$0.106 /kWh	\$0.092 /SqFt
NATURALGAS	0.00 CCF	0 KBtu	0.000 KBtu/SqFt	\$266.10	\$0.000 /CCF	\$0.003 /SqFt
SEWER	82.00 CCF			\$370.38	\$4.517 /CCF	\$0.004 /SqFt
WATER	481.00 CCF			\$1,762.67	\$3.665 /CCF	\$0.019 /SqFt
<b>Totals:</b>		<b>273,301 KBtu</b>	<b>2.956 KBtu/SqFt</b>	<b>\$10,882.99</b>		

## Energy

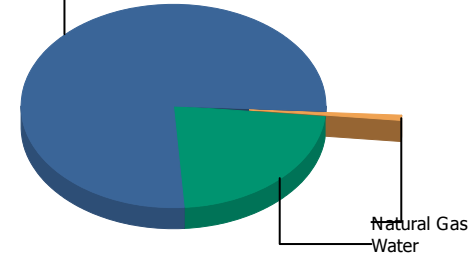
Electric



Electric 100.0%  
 Natural Gas 0.0%  
 Water 0.0%  
 Total: 100.0%

## Cost

Electric



Electric 76.9%  
 Natural Gas 0.8%  
 Water 22.3%  
 Total: 100.0%

Commodity	Common Use	Energy Use	Energy Use / Area	Total Cost	Cost / Unit	Cost / Area
Place: [WIGGS] WIGGS 052 [BUILDING]						
Area: 110,689 SqFt						
Billing Period: Jun 2019						
ELECTRIC	33,360.00 kWh	113,824 KBtu	1.028 KBtu/SqFt	\$4,842.09	\$0.145 /kWh	\$0.044 /SqFt
NATURALGAS	0.00 CCF	0 KBtu	0.000 KBtu/SqFt	\$52.47	\$0.000 /CCF	\$0.000 /SqFt
WATER	377.00 CCF			\$1,403.09	\$3.722 /CCF	\$0.013 /SqFt
<b>Totals:</b>		<b>113,824 KBtu</b>	<b>1.028 KBtu/SqFt</b>	<b>\$6,297.65</b>		

## Energy

Electric



■ Electric 100.0%  
 ■ Natural Gas 0.0%  
 Total: 100.0%

## Cost

Electric



■ Electric 70.9%  
 ■ Natural Gas 29.1%  
 Total: 100.0%

Commodity	Common Use	Energy Use	Energy Use / Area	Total Cost	Cost / Unit	Cost / Area
Place: [ZANEGREYWAREHOUSE] ZANE GREY WAREHOUSE [BUILDING]						
Area: 0 SqFt						
Billing Period: Jun 2019						
ELECTRIC	1,244.00 kWh	4,245 KBtu		\$323.42	\$0.260 /kWh	
NATURALGAS	0.00 CCF	0 KBtu		\$133.05	\$0.000 /CCF	
<b>Totals:</b>		<b>4,245 KBtu</b>		<b>\$456.47</b>		



## Energy

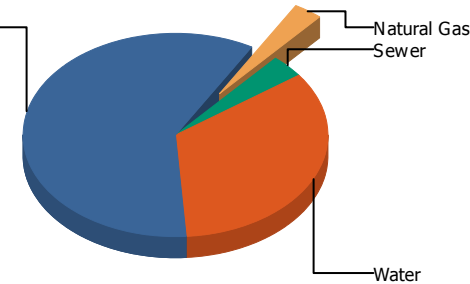
Electric



Electric	100.0%
Natural Gas	0.0%
Sewer	0.0%
Water	0.0%
Total:	100.0%

## Cost

Electric



Electric	59.5%
Natural Gas	2.9%
Sewer	3.9%
Water	33.8%
Total:	100.0%

Commodity	Common Use	Energy Use	Energy Use / Area	Total Cost	Cost / Unit	Cost / Area
Place: [ZAVALA] ZAVALA 148 [BUILDING]						
Area: 53,356 SqFt						
Billing Period: Jun 2019						
ELECTRIC	21,000.00 kWh	71,652 KBtu	1.343 KBtu/SqFt	\$2,729.82	\$0.130 /kWh	\$0.051 /SqFt
NATURALGAS	0.00 CCF	0 KBtu	0.000 KBtu/SqFt	\$133.05	\$0.000 /CCF	\$0.002 /SqFt
SEWER	37.00 CCF			\$176.95	\$4.782 /CCF	\$0.003 /SqFt
WATER	238.00 CCF			\$1,550.35	\$6.514 /CCF	\$0.029 /SqFt
<b>Totals:</b>		<b>71,652 KBtu</b>	<b>1.343 KBtu/SqFt</b>	<b>\$4,590.17</b>		

## Energy

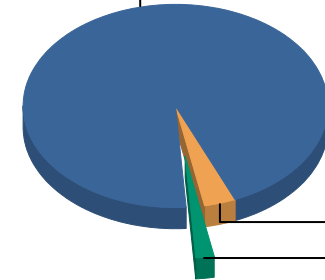
Natural Gas



■ Natural Gas 100.0%  
 ■ Sewer 0.0%  
 ■ Water 0.0%  
 Total: 100.0%

## Cost

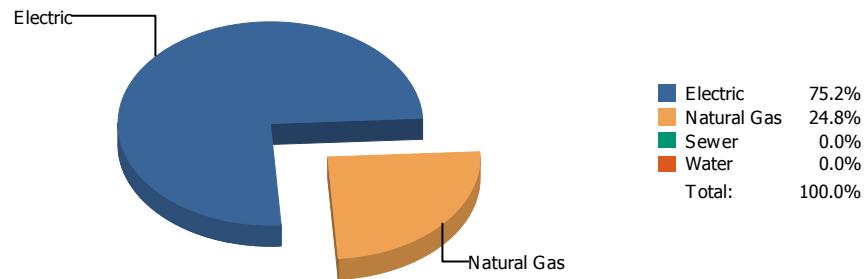
Natural Gas



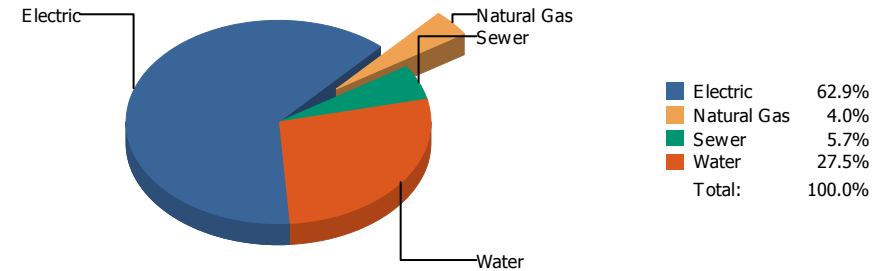
■ Natural Gas 94.7%  
 ■ Sewer 3.5%  
 ■ Water 1.8%  
 Total: 100.0%

Commodity	Common Use	Energy Use	Energy Use / Area	Total Cost	Cost / Unit	Cost / Area
Place: [ZUNI] ZUNI COTTAGES 952 [BUILDING]						
Area: 3,505 SqFt						
Billing Period: Jun 2019						
NATURALGAS	1,843.00 CCF	189,829 KBtu	54.159 KBtu/SqFt	\$889.61	\$0.483 /CCF	\$0.254 /SqFt
SEWER	0.00 CCF			\$32.70	\$0.000 /CCF	\$0.009 /SqFt
WATER	0.00 CCF			\$17.14	\$0.000 /CCF	\$0.005 /SqFt
<b>Totals:</b>		<b>189,829 KBtu</b>	<b>54.159 KBtu/SqFt</b>	<b>\$939.45</b>		

## Energy



## Cost



Commodity	Common Use	Energy Use	Energy Use / Area	Total Cost	Cost / Unit	Cost / Area
<b>Place Summary Report</b>						
<b>Area: 10,738,664 SqFt</b>						
<b>Billing Period: Jun 2019</b>						
ELECTRIC	5,427,494.00 kWh	18,518,610 KBtu	1.724 KBtu/SqFt	\$690,003.63	\$0.127 /kWh	\$0.064 /SqFt
NATURALGAS	59,378.00 CCF	6,115,934 KBtu	0.570 KBtu/SqFt	\$43,466.51	\$0.732 /CCF	\$0.004 /SqFt
SEWER	16,948.00 CCF			\$62,639.89	\$3.696 /CCF	\$0.006 /SqFt
WATER	69,528.00 CCF			\$301,447.63	\$4.336 /CCF	\$0.028 /SqFt
<b>Totals:</b>		<b>24,634,544 KBtu</b>	<b>2.294 KBtu/SqFt</b>	<b>\$1,097,557.66</b>		

\* Please note per area calculations only include buildings with a floor area greater than 0.

**Requested by:** eagarci2

**Client version:**

**Report version:** 9

**Filters:** Meters in Building Name: Not one of ZACH WHITE MODULAR SCHOOL 147;START SCHOOL EARLY 1 DAY VALUE;STADIUM RATE CHANGES;SKY PARK  
IB1;SKY PARK I 200;SKY PARK;ROOSEVELT 137;REMCON COTTAGES;PARKDALE COTTAGES 957;NORTHEAST BOOK DEPOSITORY 814;NEW  
COMPUTERS SINCE JUNE 1990;Lighting;HERCULES COTTAGES 141A;Butterfield Trail Warehouse;BRANON COTTAGES 955;BLUE FLAME  
BLDG.;BARCELONA COTTAGES;ALL REFUNDS AND REBATES; ; Bill is Void Equals 0; Account is Active Equals 1; Bill is from External Vendor Equals 1; ; Billing Period  
Equals Jun 2019

**Record count:** 0