

elpaso

Energy CAP

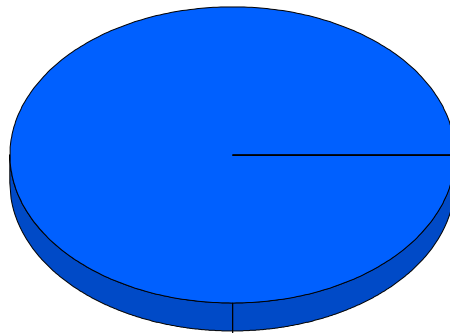
Cost Avoidance Program

Cost Summary Graph

Grouped by Energy Type

Energy Type	Use	Units	Meter Cost	Special Charges	Total Cost	Avg Unit Cost	% of Total Cost
Site: ALAMO ELEMENTARY SCH - ALAMO ELEMENTARY SCH							
Electricity	6,000	KWH	\$531.27	\$0.00	\$531.27	0.0885	100.00%
Total Cost:			\$531.27	\$0.00	\$531.27		

For ALAMO
ELEMENTARY
SCH



Electricity

■ Electricity	100.0%
Total:	100.0%

Filters: Billing Period Equal To 201305All Meter CodesAll Group Names

elpaso

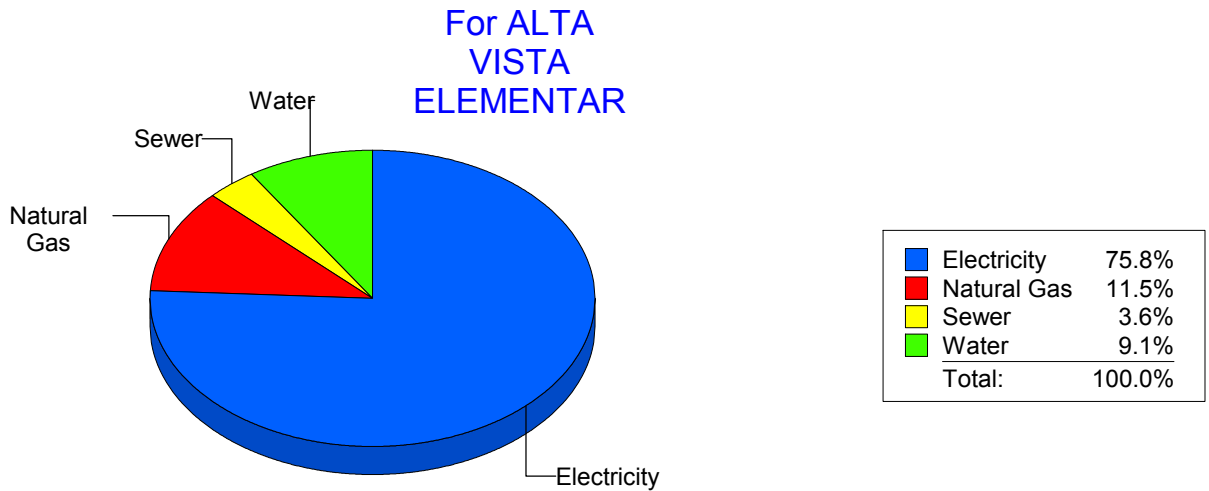
Energy CAP

Cost Avoidance Program

Cost Summary Graph

Grouped by Energy Type

Energy Type	Use	Units	Meter Cost	Special Charges	Total Cost	Avg Unit Cost	% of Total Cost
Site: ALTA VISTA ELEMENTAR - ALTA VISTA ELEMENTAR							
Electricity	34,200	KWH	\$4,414.18	\$0.00	\$4,414.18	0.1291	75.84%
Natural Gas	954	CCF	\$666.50	\$0.00	\$666.50	0.6986	11.45%
Water	225	CCF	\$528.97	\$0.00	\$528.97	2.3510	9.09%
Sewer	104	CCF	\$210.84	\$0.00	\$210.84	2.0273	3.62%
Total Cost:			\$5,820.49	\$0.00	\$5,820.49		



Filters: Billing Period Equal To 201305 All Meter Codes All Group Names

elpaso

Energy CAP

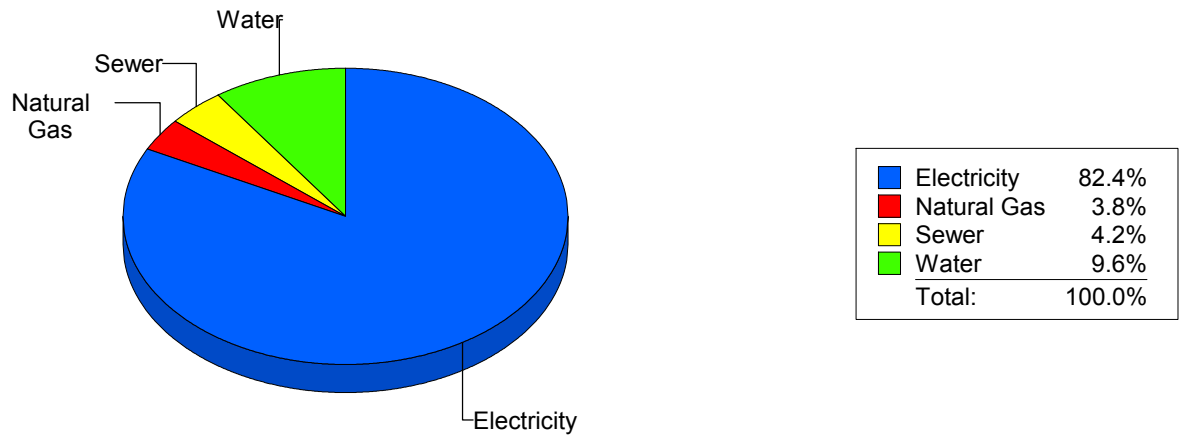
Cost Avoidance Program

Cost Summary Graph

Grouped by Energy Type

Energy Type	Use	Units	Meter Cost	Special Charges	Total Cost	Avg Unit Cost	% of Total Cost
Site: ANDRESS HIGH SCHOOL - ANDRESS HIGH SCHOOL							
Electricity	167,593	KWH	\$20,841.77	\$0.00	\$20,841.77	0.1244	82.40%
Natural Gas	1,372	CCF	\$965.01	\$0.00	\$965.01	0.7034	3.82%
Water	1,252	CCF	\$2,436.19	\$0.00	\$2,436.19	1.9458	9.63%
Sewer	653	CCF	\$1,049.97	\$0.00	\$1,049.97	1.6079	4.15%
Total Cost:			\$25,292.94	\$0.00	\$25,292.94		

For ANDRESS HIGH SCHOOL



Filters: Billing Period Equal To 201305All Meter CodesAll Group Names

elpaso

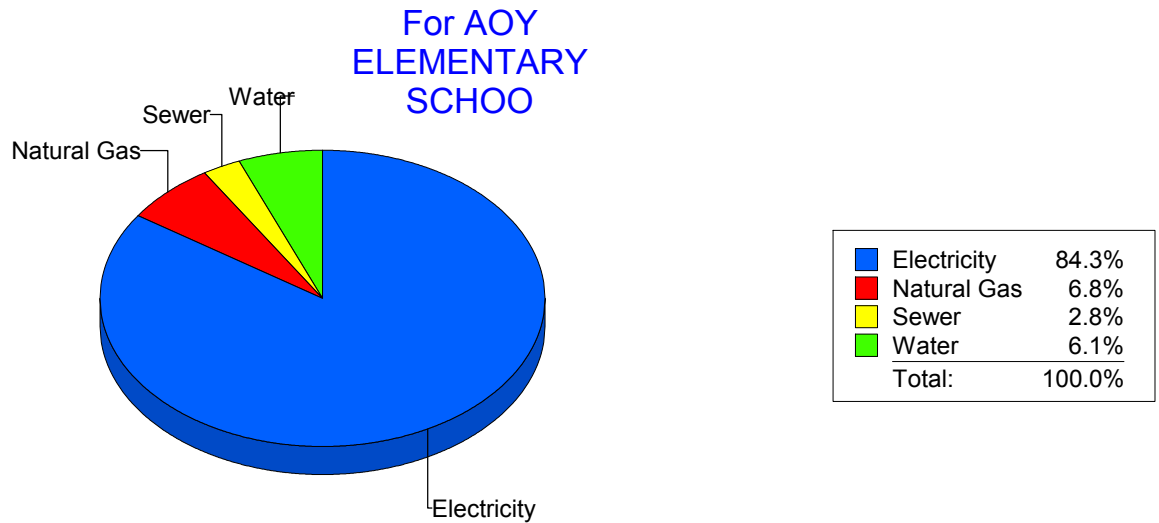
Energy CAP

Cost Avoidance Program

Cost Summary Graph

Grouped by Energy Type

Energy Type	Use	Units	Meter Cost	Special Charges	Total Cost	Avg Unit Cost	% of Total Cost
Site: AOY ELEMENTARY SCHOO - AOY ELEMENTARY SCHOO							
Electricity	88,850	KWH	\$12,568.78	\$0.00	\$12,568.78	0.1415	84.35%
Natural Gas	1,507	CCF	\$1,007.62	\$0.00	\$1,007.62	0.6686	6.76%
Water	249	CCF	\$906.39	\$0.00	\$906.39	3.6401	6.08%
Sewer	98	CCF	\$417.98	\$0.00	\$417.98	4.2651	2.81%
Total Cost:			\$14,900.77	\$0.00	\$14,900.77		



Filters: Billing Period Equal To 201305All Meter CodesAll Group Names

el paso

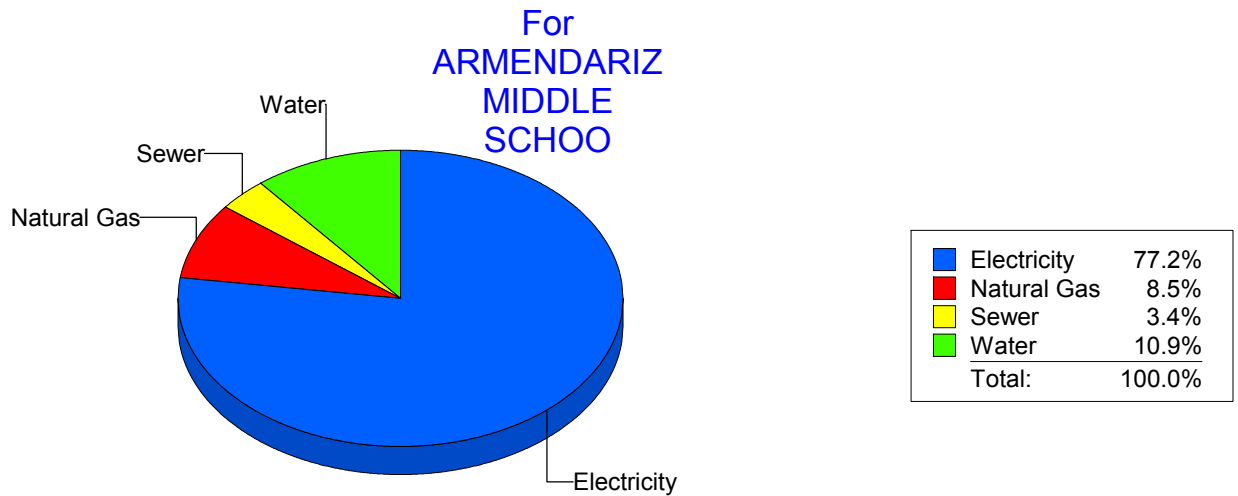
Energy CAP

Cost Avoidance Program

Cost Summary Graph

Grouped by Energy Type

Energy Type	Use	Units	Meter Cost	Special Charges	Total Cost	Avg Unit Cost	% of Total Cost
Site: ARMENDARIZ MIDDLE SCHOO - ARMENDARIZ MIDDLE SCHOO							
Electricity	87,500	KWH	\$9,950.73	\$0.00	\$9,950.73	0.1137	77.18%
Natural Gas	1,717	CCF	\$1,095.98	\$0.00	\$1,095.98	0.6383	8.50%
Water	555	CCF	\$1,403.80	\$0.00	\$1,403.80	2.5294	10.89%
Sewer	154	CCF	\$441.75	\$0.00	\$441.75	2.8685	3.43%
Total Cost:			\$12,892.26	\$0.00	\$12,892.26		



Filters: Billing Period Equal To 201305All Meter CodesAll Group Names

el Paso

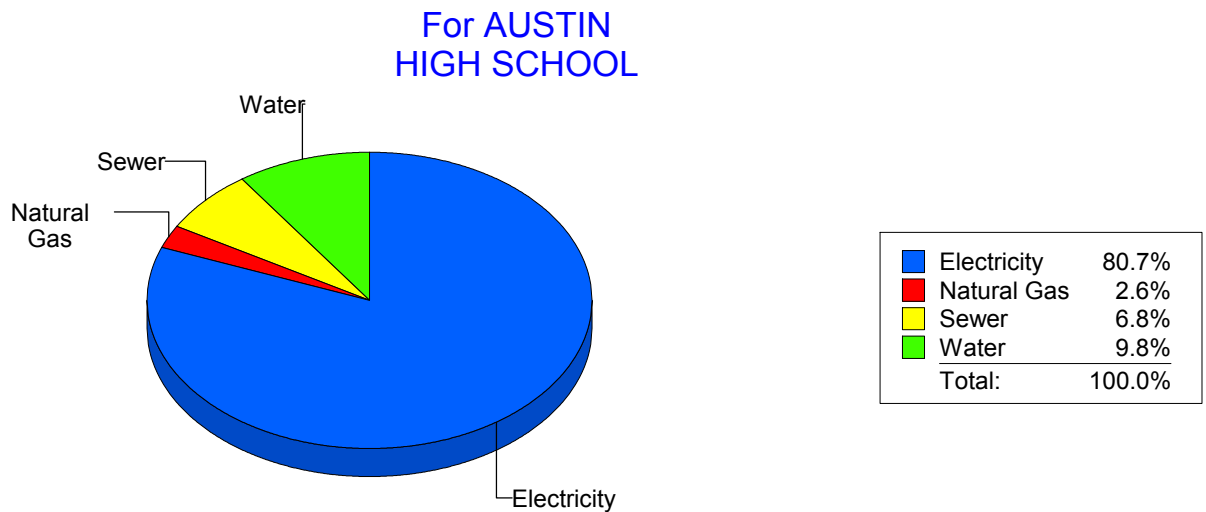
Energy CAP

Cost Avoidance Program

Cost Summary Graph

Grouped by Energy Type

Energy Type	Use	Units	Meter Cost	Special Charges	Total Cost	Avg Unit Cost	% of Total Cost
Site: AUSTIN HIGH SCHOOL - AUSTIN HIGH SCHOOL							
Electricity	191,695	KWH	\$23,110.10	\$0.00	\$23,110.10	0.1206	80.74%
Natural Gas	1,023	CCF	\$752.95	\$0.00	\$752.95	0.7360	2.63%
Water	1,195	CCF	\$2,804.17	\$0.00	\$2,804.17	2.3466	9.80%
Sewer	988	CCF	\$1,956.54	\$0.00	\$1,956.54	1.9803	6.84%
Total Cost:			\$28,623.76	\$0.00	\$28,623.76		



Filters: Billing Period Equal To 201305All Meter CodesAll Group Names

elpaso

Energy CAP

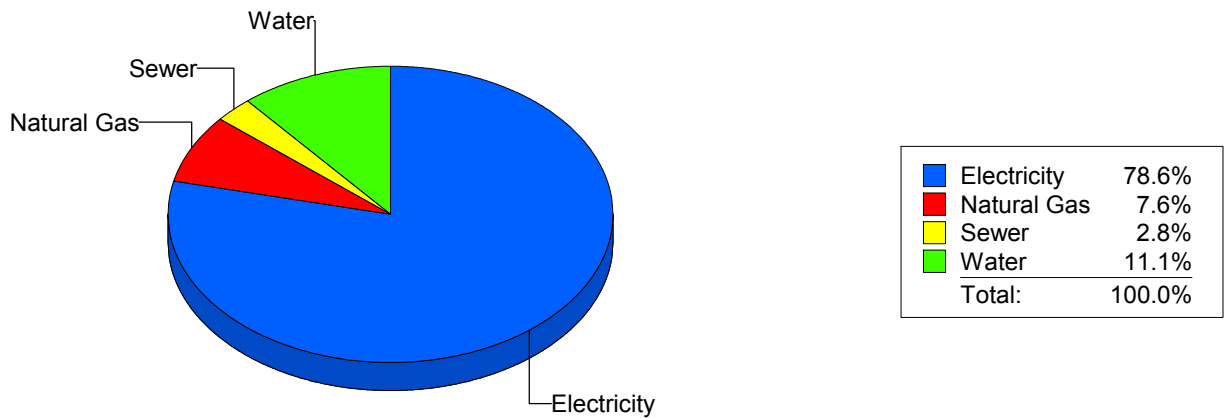
Cost Avoidance Program

Cost Summary Graph

Grouped by Energy Type

Energy Type	Use	Units	Meter Cost	Special Charges	Total Cost	Avg Unit Cost	% of Total Cost
Site: BARRON - BARRON							
Electricity	75,603	KWH	\$9,653.46	\$0.00	\$9,653.46	0.1277	78.61%
Natural Gas	1,380	CCF	\$930.62	\$0.00	\$930.62	0.6744	7.58%
Water	241	CCF	\$1,358.12	\$0.00	\$1,358.12	5.6354	11.06%
Sewer	61	CCF	\$338.55	\$0.00	\$338.55	5.5500	2.76%
Total Cost:			\$12,280.75	\$0.00	\$12,280.75		

For BARRON



Filters: Billing Period Equal To 201305All Meter CodesAll Group Names

el Paso

Energy CAP

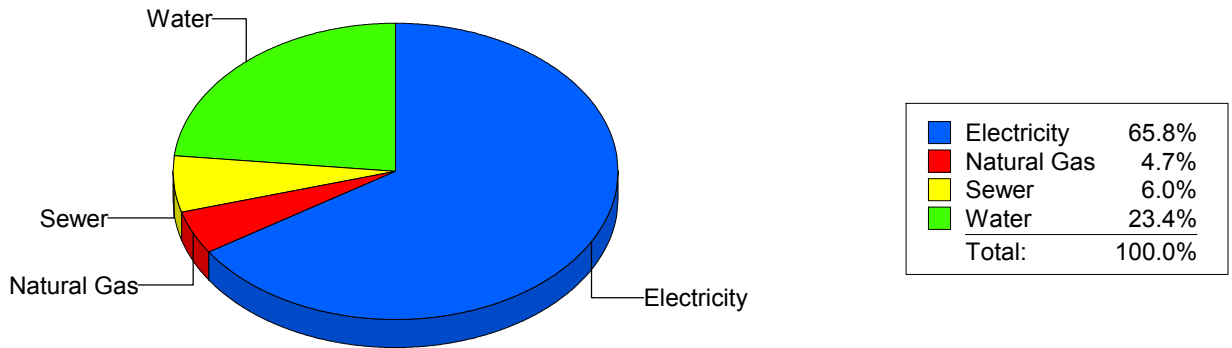
Cost Avoidance Program

Cost Summary Graph

Grouped by Energy Type

Energy Type	Use	Units	Meter Cost	Special Charges	Total Cost	Avg Unit Cost	% of Total Cost
Site: BASSET MIDDLE SCHOOL - BASSET MIDDLE SCHOOL							
Electricity	64,179	KWH	\$8,416.93	\$0.00	\$8,416.93	0.1311	65.84%
Natural Gas	856	CCF	\$604.11	\$0.00	\$604.11	0.7057	4.73%
Water	1,259	CCF	\$2,995.80	\$0.00	\$2,995.80	2.3795	23.43%
Sewer	448	CCF	\$767.07	\$0.00	\$767.07	1.7122	6.00%
Total Cost:			\$12,783.91	\$0.00	\$12,783.91		

For BASSET MIDDLE SCHOOL



Filters: Billing Period Equal To 201305All Meter CodesAll Group Names

el paso

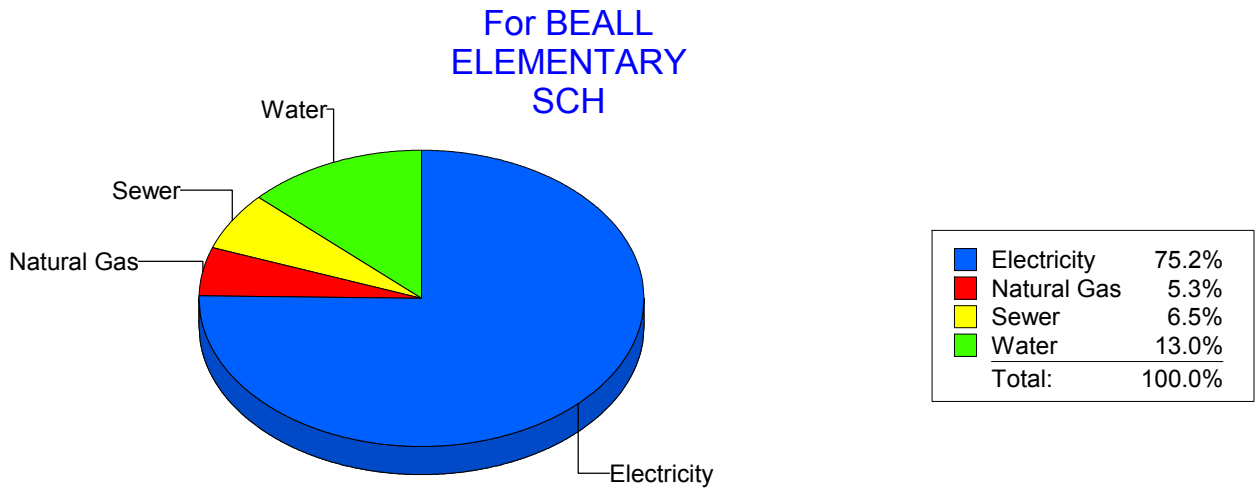
Energy CAP

Cost Avoidance Program

Cost Summary Graph

Grouped by Energy Type

Energy Type	Use	Units	Meter Cost	Special Charges	Total Cost	Avg Unit Cost	% of Total Cost
Site: BEALL ELEMENTARY SCH - BEALL ELEMENTARY SCH							
Electricity	27,072	KWH	\$3,506.36	\$0.00	\$3,506.36	0.1295	75.21%
Natural Gas	279	CCF	\$249.22	\$0.00	\$249.22	0.8933	5.35%
Water	234	CCF	\$604.31	\$0.00	\$604.31	2.5825	12.96%
Sewer	111	CCF	\$302.01	\$0.00	\$302.01	2.7208	6.48%
Total Cost:			\$4,661.90	\$0.00	\$4,661.90		



Filters: Billing Period Equal To 201305All Meter CodesAll Group Names

el Paso

Energy CAP

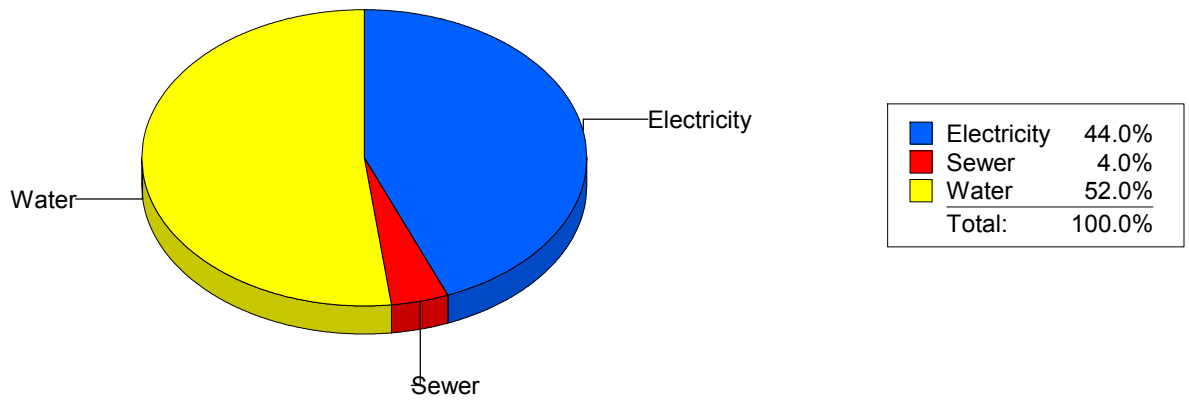
Cost Avoidance Program

Cost Summary Graph

Grouped by Energy Type

Energy Type	Use	Units	Meter Cost	Special Charges	Total Cost	Avg Unit Cost	% of Total Cost
Site: BLISS ELEMENTARY - BLISS ELEMENTARY							
Electricity	28,554	KWH	\$3,534.73	\$0.00	\$3,534.73	0.1238	44.00%
Water	954	CCF	\$4,180.88	\$0.00	\$4,180.88	4.3825	52.04%
Sewer	123	CCF	\$318.57	\$0.00	\$318.57	2.5900	3.97%
Total Cost:			\$8,034.18	\$0.00	\$8,034.18		

For BLISS ELEMENTARY



Filters: Billing Period Equal To 201305All Meter CodesAll Group Names

elpaso

Energy CAP

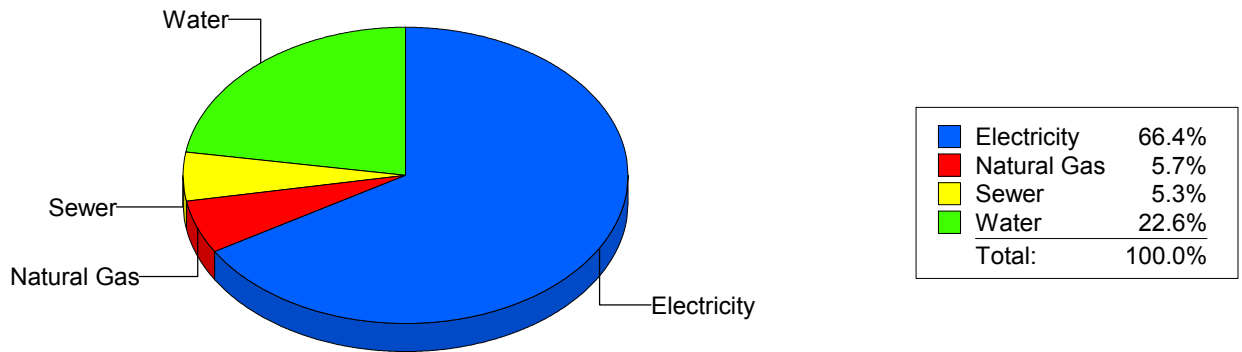
Cost Avoidance Program

Cost Summary Graph

Grouped by Energy Type

Energy Type	Use	Units	Meter Cost	Special Charges	Total Cost	Avg Unit Cost	% of Total Cost
Site: BOND - BOND ELEMENTARY							
Electricity	29,680	KWH	\$4,199.52	\$0.00	\$4,199.52	0.1415	66.38%
Natural Gas	459	CCF	\$361.19	\$0.00	\$361.19	0.7869	5.71%
Water	355	CCF	\$1,430.83	\$0.00	\$1,430.83	4.0305	22.62%
Sewer	86	CCF	\$334.83	\$0.00	\$334.83	3.8934	5.29%
Total Cost:			\$6,326.37	\$0.00	\$6,326.37		

For BOND ELEMENTARY



Filters: Billing Period Equal To 201305All Meter CodesAll Group Names

elpaso

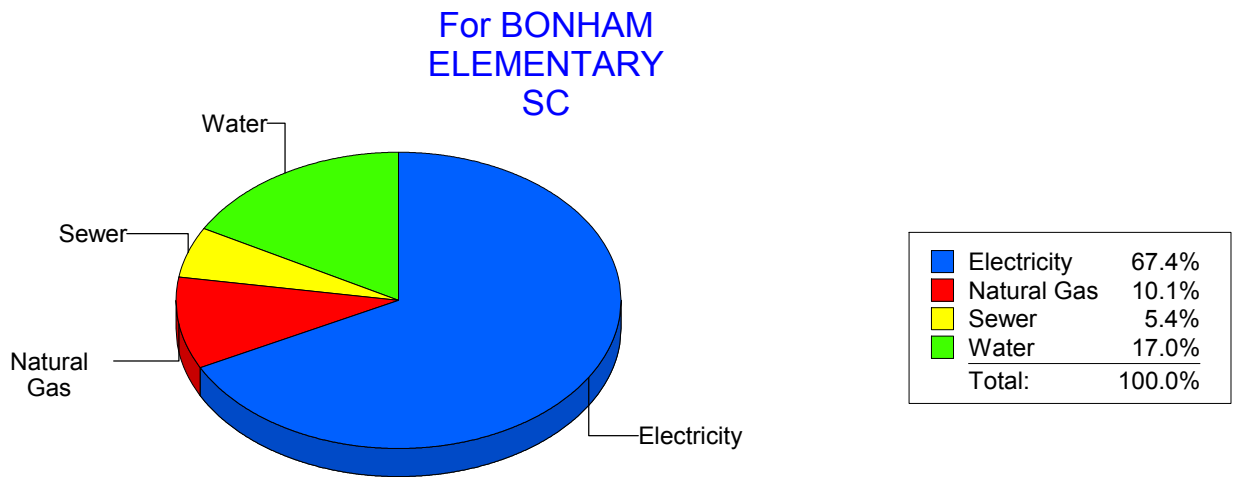
Energy CAP

Cost Avoidance Program

Cost Summary Graph

Grouped by Energy Type

Energy Type	Use	Units	Meter Cost	Special Charges	Total Cost	Avg Unit Cost	% of Total Cost
Site: BONHAM ELEMENTARY SC - BONHAM ELEMENTARY SC							
Electricity	26,198	KWH	\$4,270.82	\$0.00	\$4,270.82	0.1630	67.41%
Natural Gas	978	CCF	\$641.65	\$0.00	\$641.65	0.6561	10.13%
Water	407	CCF	\$1,080.10	\$0.00	\$1,080.10	2.6538	17.05%
Sewer	153	CCF	\$342.90	\$0.00	\$342.90	2.2412	5.41%
Total Cost:			\$6,335.47	\$0.00	\$6,335.47		



Filters: Billing Period Equal To 201305All Meter CodesAll Group Names

elpaso

Energy CAP

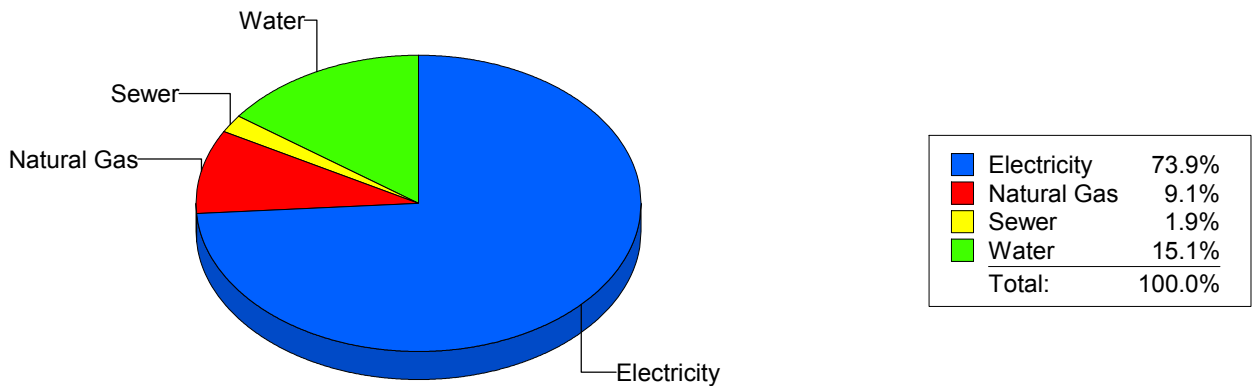
Cost Avoidance Program

Cost Summary Graph

Grouped by Energy Type

Energy Type	Use	Units	Meter Cost	Special Charges	Total Cost	Avg Unit Cost	% of Total Cost
Site: BOWIE HIGH SCHOOL - BOWIE HIGH SCHOOL							
Electricity	323,593	KWH	\$35,113.01	\$0.00	\$35,113.01	0.1085	73.92%
Natural Gas	6,955	CCF	\$4,310.68	\$0.00	\$4,310.68	0.6198	9.07%
Water	4,727	CCF	\$7,180.75	\$0.00	\$7,180.75	1.5191	15.12%
Sewer	328	CCF	\$898.02	\$0.00	\$898.02	2.7379	1.89%
Total Cost:			\$47,502.46	\$0.00	\$47,502.46		

For BOWIE HIGH SCHOOL



Filters: Billing Period Equal To 201305All Meter CodesAll Group Names

elpaso

Energy CAP

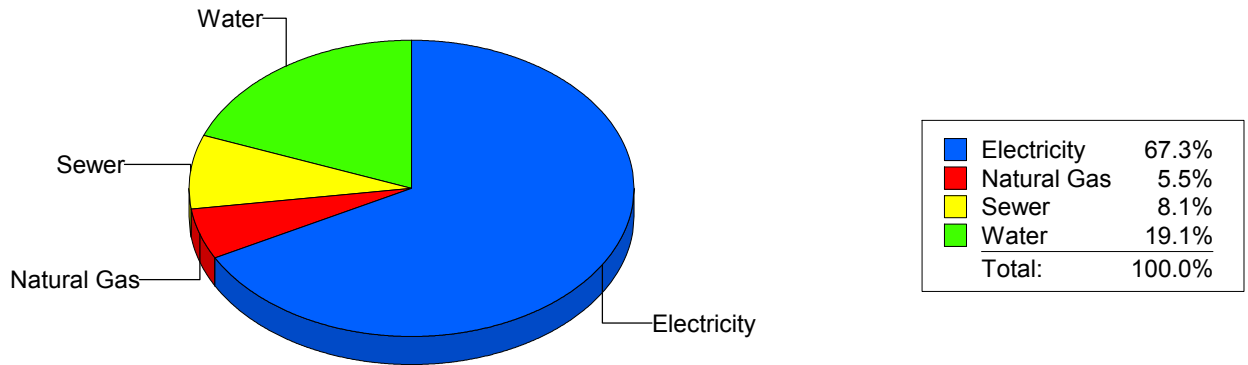
Cost Avoidance Program

Cost Summary Graph

Grouped by Energy Type

Energy Type	Use	Units	Meter Cost	Special Charges	Total Cost	Avg Unit Cost	% of Total Cost
Site: BRADLEY ELEMENTARY - BRADLEY ELEMENTARY							
Electricity	27,100	KWH	\$3,498.93	\$0.00	\$3,498.93	0.1291	67.28%
Natural Gas	404	CCF	\$286.79	\$0.00	\$286.79	0.7099	5.51%
Water	347	CCF	\$992.25	\$0.00	\$992.25	2.8595	19.08%
Sewer	140	CCF	\$422.43	\$0.00	\$422.43	3.0174	8.12%
Total Cost:			\$5,200.40	\$0.00	\$5,200.40		

For BRADLEY ELEMENTARY



Filters: Billing Period Equal To 201305All Meter CodesAll Group Names

elpaso

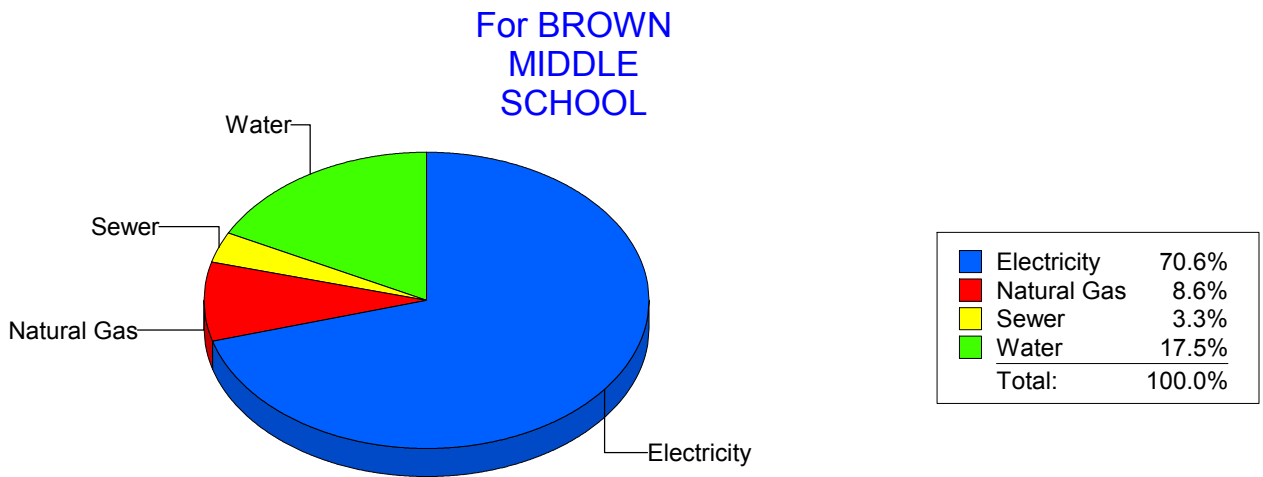
Energy CAP

Cost Avoidance Program

Cost Summary Graph

Grouped by Energy Type

Energy Type	Use	Units	Meter Cost	Special Charges	Total Cost	Avg Unit Cost	% of Total Cost
Site: BROWN MIDDLE SCHOOL - BROWN MIDDLE SCHOOL							
Electricity	128,400	KWH	\$13,427.07	\$0.00	\$13,427.07	0.1046	70.56%
Natural Gas	2,604	CCF	\$1,641.29	\$0.00	\$1,641.29	0.6303	8.63%
Water	1,020	CCF	\$3,334.37	\$0.00	\$3,334.37	3.2690	17.52%
Sewer	288	CCF	\$626.67	\$0.00	\$626.67	2.1759	3.29%
Total Cost:			\$19,029.40	\$0.00	\$19,029.40		



Filters: Billing Period Equal To 201305 All Meter Codes All Group Names

elpaso

Energy CAP

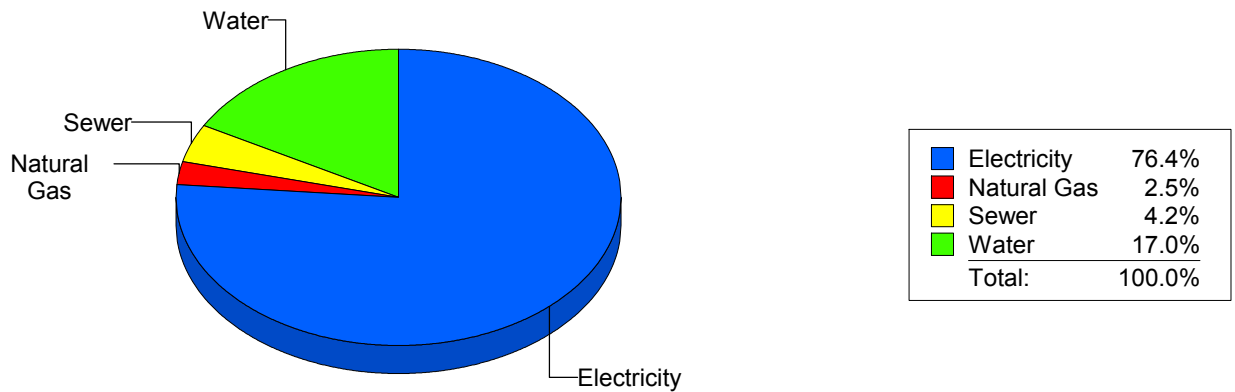
Cost Avoidance Program

Cost Summary Graph

Grouped by Energy Type

Energy Type	Use	Units	Meter Cost	Special Charges	Total Cost	Avg Unit Cost	% of Total Cost
Site: BURGES HIGH SCHOOL - BURGES HIGH SCHOOL							
Electricity	135,870	KWH	\$16,270.13	\$0.00	\$16,270.13	0.1197	76.35%
Natural Gas	667	CCF	\$533.11	\$0.00	\$533.11	0.7993	2.50%
Water	1,151	CCF	\$3,613.30	\$0.00	\$3,613.30	3.1393	16.96%
Sewer	373	CCF	\$892.80	\$0.00	\$892.80	2.3936	4.19%
Total Cost:			\$21,309.34	\$0.00	\$21,309.34		

For BURGES HIGH SCHOOL



Filters: Billing Period Equal To 201305 All Meter Codes All Group Names

elpaso

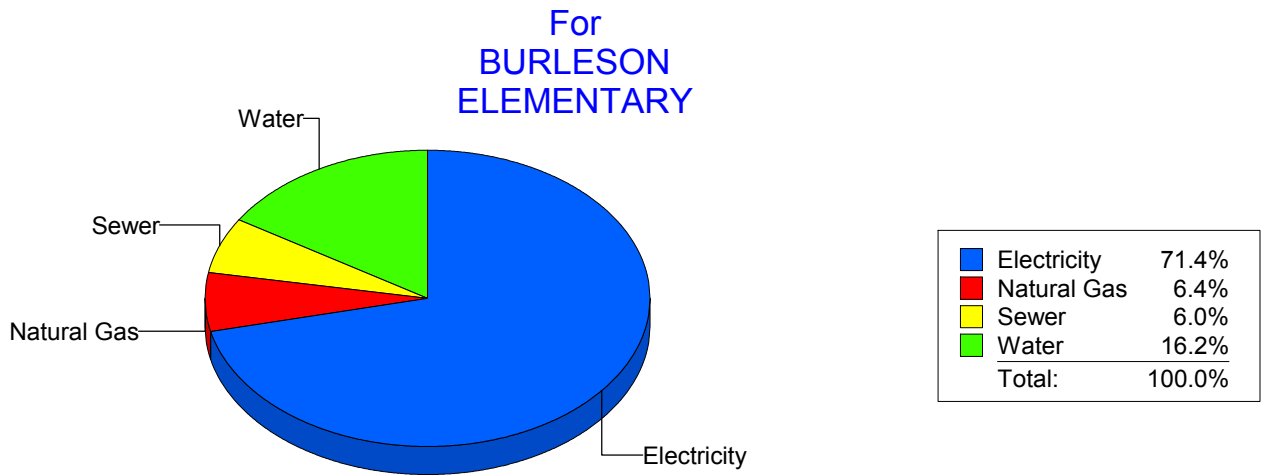
Energy CAP

Cost Avoidance Program

Cost Summary Graph

Grouped by Energy Type

Energy Type	Use	Units	Meter Cost	Special Charges	Total Cost	Avg Unit Cost	% of Total Cost
Site: BURLESON ELEMENTARY - BURLESON ELEMENTARY							
Electricity	23,558	KWH	\$3,127.61	\$0.00	\$3,127.61	0.1328	71.43%
Natural Gas	261	CCF	\$279.61	\$0.00	\$279.61	1.0713	6.39%
Water	310	CCF	\$710.03	\$0.00	\$710.03	2.2904	16.21%
Sewer	92	CCF	\$261.60	\$0.00	\$261.60	2.8435	5.97%
Total Cost:			\$4,378.85	\$0.00	\$4,378.85		



Filters: Billing Period Equal To 201305All Meter CodesAll Group Names

elpaso

Energy CAP

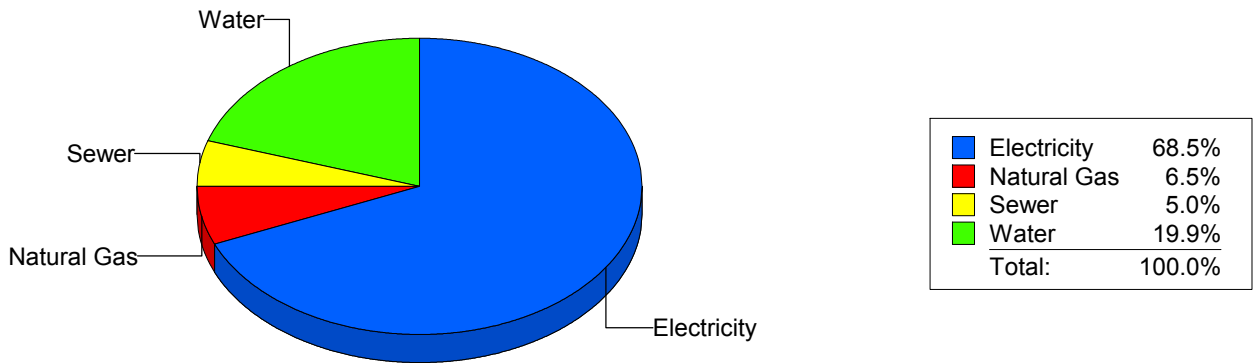
Cost Avoidance Program

Cost Summary Graph

Grouped by Energy Type

Energy Type	Use	Units	Meter Cost	Special Charges	Total Cost	Avg Unit Cost	% of Total Cost
Site: BURNET ELEMENTARY - BURNET ELEMENTARY							
Electricity	23,518	KWH	\$3,606.28	\$0.00	\$3,606.28	0.1533	68.51%
Natural Gas	365	CCF	\$343.20	\$0.00	\$343.20	0.9403	6.52%
Water	318	CCF	\$1,048.65	\$0.00	\$1,048.65	3.2976	19.92%
Sewer	95	CCF	\$265.74	\$0.00	\$265.74	2.7973	5.05%
Total Cost:			\$5,263.87	\$0.00	\$5,263.87		

For BURNET ELEMENTARY



Filters: Billing Period Equal To 201305All Meter CodesAll Group Names

elpaso

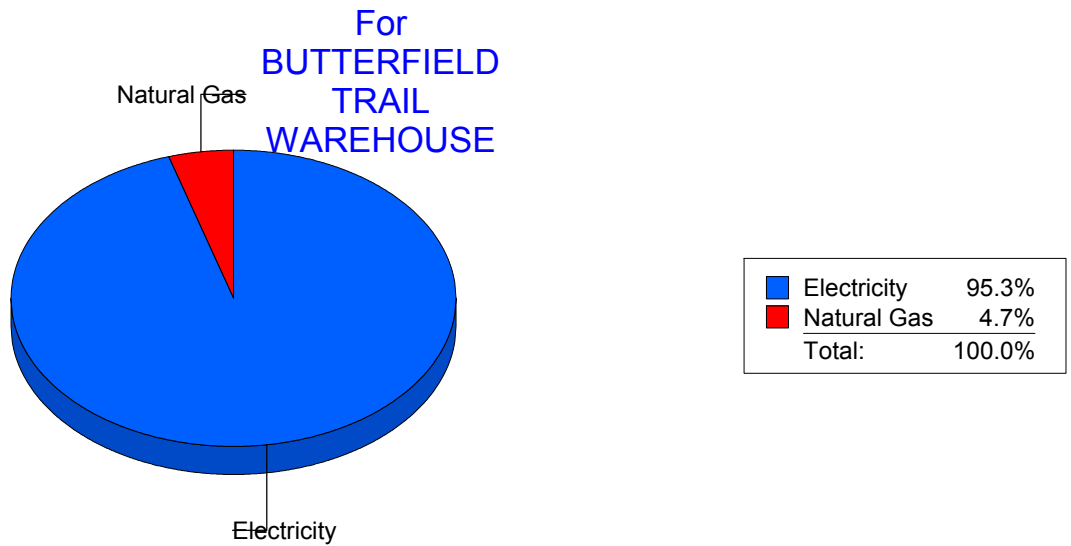
Energy CAP

Cost Avoidance Program

Cost Summary Graph

Grouped by Energy Type

Energy Type	Use	Units	Meter Cost	Special Charges	Total Cost	Avg Unit Cost	% of Total Cost
Site: BUTTERFIELDTRAILWAREHOUSE - BUTTERFIELD TRAIL WAREHOUSE							
Electricity	6,200	KWH	\$852.53	\$0.00	\$852.53	0.1375	95.27%
Natural Gas	1	CCF	\$42.35	\$0.00	\$42.35	42.3500	4.73%
Total Cost:			\$894.88	\$0.00	\$894.88		



Filters: Billing Period Equal To 201305All Meter CodesAll Group Names

elpaso

Energy CAP

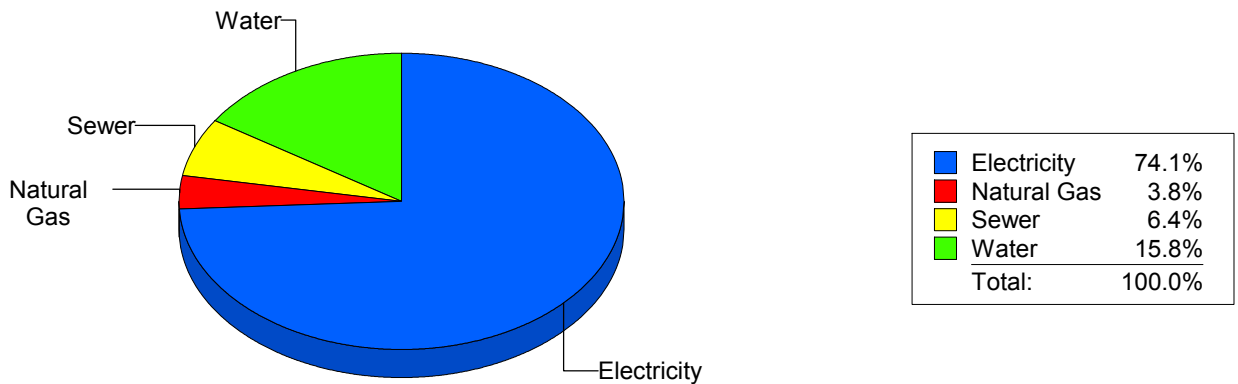
Cost Avoidance Program

Cost Summary Graph

Grouped by Energy Type

Energy Type	Use	Units	Meter Cost	Special Charges	Total Cost	Avg Unit Cost	% of Total Cost
Site: CANYON HILLS MIDDLE - CANYON HILLS MIDDLE							
Electricity	72,920	KWH	\$8,930.06	\$0.00	\$8,930.06	0.1225	74.06%
Natural Gas	621	CCF	\$454.56	\$0.00	\$454.56	0.7320	3.77%
Water	616	CCF	\$1,904.89	\$0.00	\$1,904.89	3.0924	15.80%
Sewer	225	CCF	\$768.96	\$0.00	\$768.96	3.4176	6.38%
Total Cost:			\$12,058.47	\$0.00	\$12,058.47		

For CANYON HILLS MIDDLE



Filters: Billing Period Equal To 201305 All Meter Codes All Group Names

elpaso

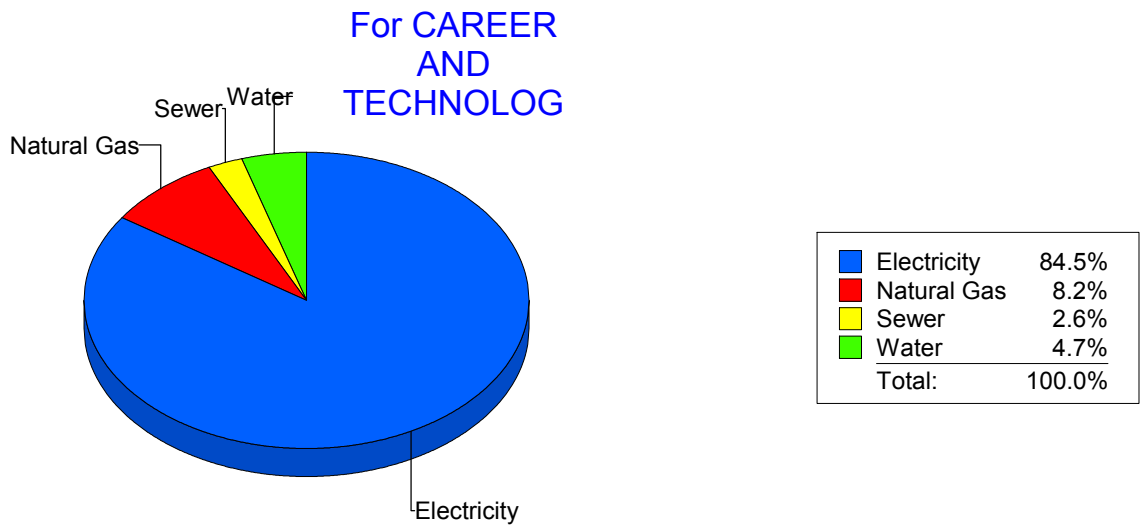
Energy CAP

Cost Avoidance Program

Cost Summary Graph

Grouped by Energy Type

Energy Type	Use	Units	Meter Cost	Special Charges	Total Cost	Avg Unit Cost	% of Total Cost
Site: CAREER AND TECHNOLOG - CAREER AND TECHNOLOG							
Electricity	119,337	KWH	\$13,238.44	\$0.00	\$13,238.44	0.1109	84.49%
Natural Gas	2,034	CCF	\$1,290.86	\$0.00	\$1,290.86	0.6346	8.24%
Water	280	CCF	\$730.59	\$0.00	\$730.59	2.6093	4.66%
Sewer	150	CCF	\$409.34	\$0.00	\$409.34	2.7289	2.61%
Total Cost:			\$15,669.23	\$0.00	\$15,669.23		



Filters: Billing Period Equal To 201305All Meter CodesAll Group Names

el Paso

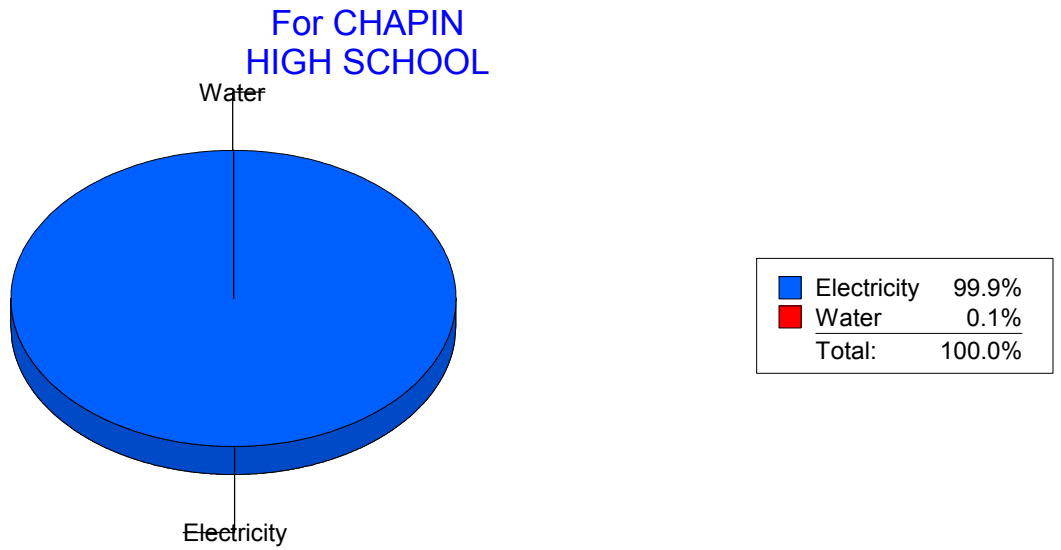
Energy CAP

Cost Avoidance Program

Cost Summary Graph

Grouped by Energy Type

Energy Type	Use	Units	Meter Cost	Special Charges	Total Cost	Avg Unit Cost	% of Total Cost
Site: CHAPIN HIGH SCHOOL - CHAPIN HIGH SCHOOL							
Electricity	315,066	KWH	\$34,830.21	\$0.00	\$34,830.21	0.1105	99.86%
Water	1	CCF	\$48.76	\$0.00	\$48.76	48.7600	0.14%
Total Cost:			\$34,878.97	\$0.00	\$34,878.97		



Filters: Billing Period Equal To 201305All Meter CodesAll Group Names

elpaso

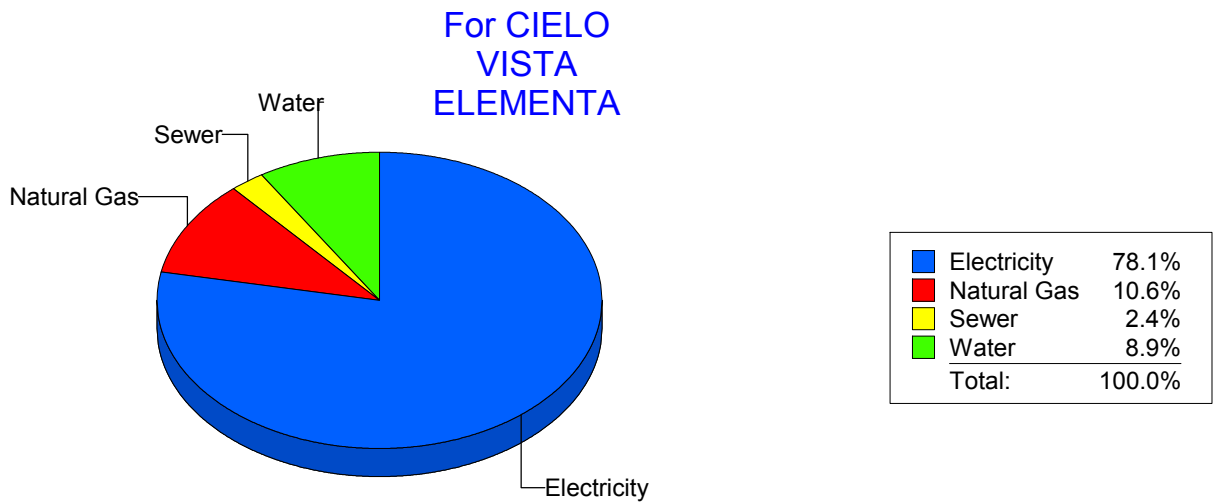
Energy CAP

Cost Avoidance Program

Cost Summary Graph

Grouped by Energy Type

Energy Type	Use	Units	Meter Cost	Special Charges	Total Cost	Avg Unit Cost	% of Total Cost
Site: CIELO VISTA ELEMENTA - CIELO VISTA ELEMENTA							
Electricity	61,800	KWH	\$7,938.59	\$0.00	\$7,938.59	0.1285	78.09%
Natural Gas	1,636	CCF	\$1,081.30	\$0.00	\$1,081.30	0.6609	10.64%
Water	326	CCF	\$905.29	\$0.00	\$905.29	2.7770	8.90%
Sewer	67	CCF	\$241.29	\$0.00	\$241.29	3.6013	2.37%
Total Cost:			\$10,166.47	\$0.00	\$10,166.47		



Filters: Billing Period Equal To 201305 All Meter Codes All Group Names

elpaso

Energy CAP

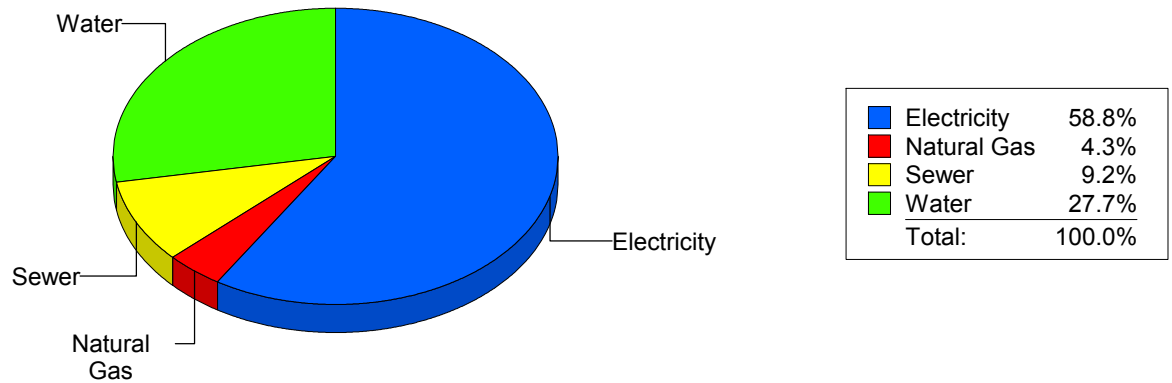
Cost Avoidance Program

Cost Summary Graph

Grouped by Energy Type

Energy Type	Use	Units	Meter Cost	Special Charges	Total Cost	Avg Unit Cost	% of Total Cost
Site: CLARDY ELEMENTARY SC - CLARDY ELEMENTARY SC							
Electricity	29,656	KWH	\$3,999.43	\$0.00	\$3,999.43	0.1349	58.81%
Natural Gas	345	CCF	\$291.05	\$0.00	\$291.05	0.8436	4.28%
Water	741	CCF	\$1,885.37	\$0.00	\$1,885.37	2.5444	27.72%
Sewer	296	CCF	\$624.63	\$0.00	\$624.63	2.1102	9.19%
Total Cost:			\$6,800.48	\$0.00	\$6,800.48		

For CLARDY
ELEMENTARY
SC



Filters: Billing Period Equal To 201305All Meter CodesAll Group Names

el paso

Energy CAP

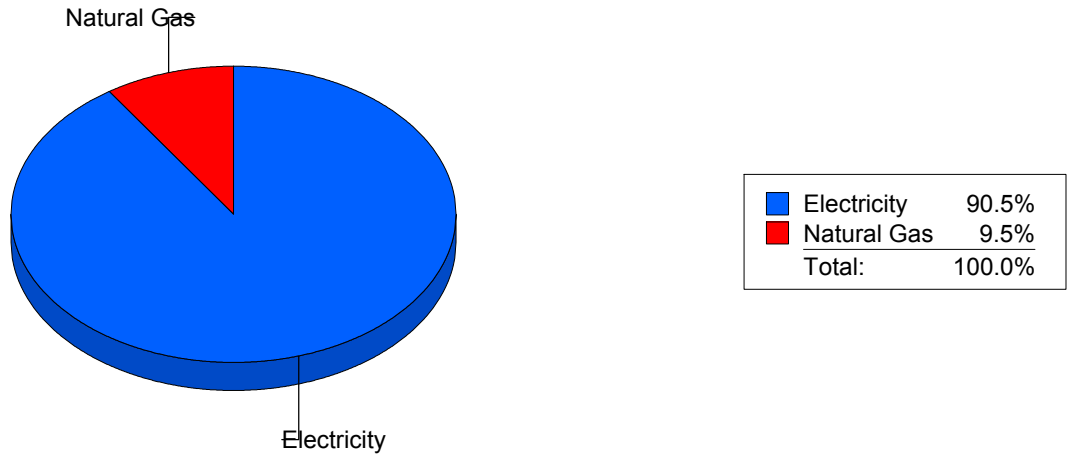
Cost Avoidance Program

Cost Summary Graph

Grouped by Energy Type

Energy Type	Use	Units	Meter Cost	Special Charges	Total Cost	Avg Unit Cost	% of Total Cost
Site: CLENDININ - CLENDININ							
Electricity	54,900	KWH	\$7,040.05	\$0.00	\$7,040.05	0.1282	90.55%
Natural Gas	1,130	CCF	\$735.09	\$0.00	\$735.09	0.6505	9.45%
Total Cost:			\$7,775.14	\$0.00	\$7,775.14		

For CLENDININ



Filters: Billing Period Equal To 201305All Meter CodesAll Group Names

el Paso

Energy CAP

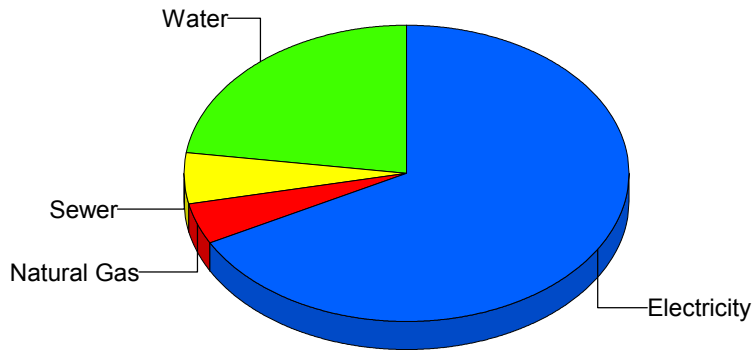
Cost Avoidance Program

Cost Summary Graph

Grouped by Energy Type

Energy Type	Use	Units	Meter Cost	Special Charges	Total Cost	Avg Unit Cost	% of Total Cost
Site: COLDWELL INTERMEDIAT - COLDWELL INTERMEDIAT							
Electricity	31,863	KWH	\$4,026.27	\$0.00	\$4,026.27	0.1264	67.23%
Natural Gas	237	CCF	\$264.36	\$0.00	\$264.36	1.1154	4.41%
Water	343	CCF	\$1,368.09	\$0.00	\$1,368.09	3.9886	22.84%
Sewer	103	CCF	\$330.29	\$0.00	\$330.29	3.2067	5.51%
Total Cost:			\$5,989.01	\$0.00	\$5,989.01		

For
COLDWELL
INTERMEDIAT



Electricity	67.2%
Natural Gas	4.4%
Sewer	5.5%
Water	22.8%
Total:	100.0%

Filters: Billing Period Equal To 201305All Meter CodesAll Group Names

el Paso

Energy CAP

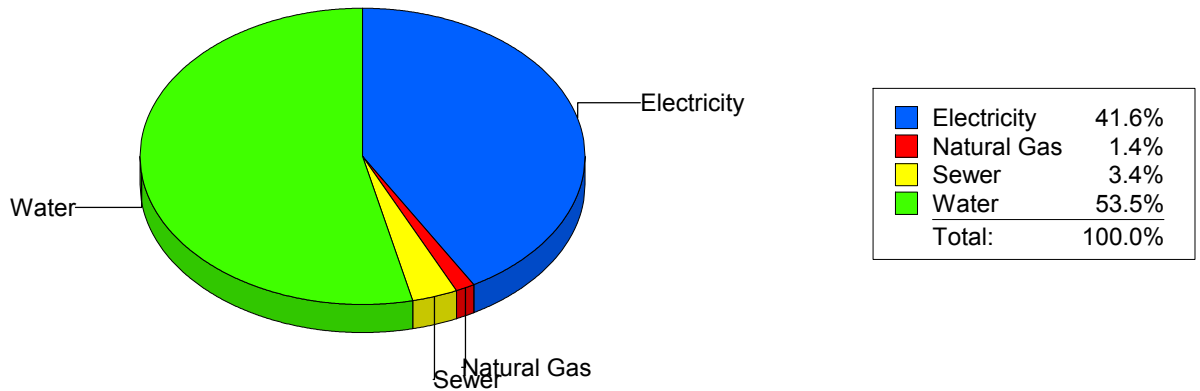
Cost Avoidance Program

Cost Summary Graph

Grouped by Energy Type

Energy Type	Use	Units	Meter Cost	Special Charges	Total Cost	Avg Unit Cost	% of Total Cost
Site: COLLINS ELEMENTARY - COLLINS ELEMENTARY							
Electricity	43,647	KWH	\$5,590.40	\$0.00	\$5,590.40	0.1281	41.63%
Natural Gas	192	CCF	\$193.96	\$0.00	\$193.96	1.0102	1.44%
Water	1,652	CCF	\$7,189.39	\$0.00	\$7,189.39	4.3519	53.54%
Sewer	221	CCF	\$453.81	\$0.00	\$453.81	2.0534	3.38%
Total Cost:			\$13,427.56	\$0.00	\$13,427.56		

For COLLINS ELEMENTARY



Filters: Billing Period Equal To 201305All Meter CodesAll Group Names

elpaso

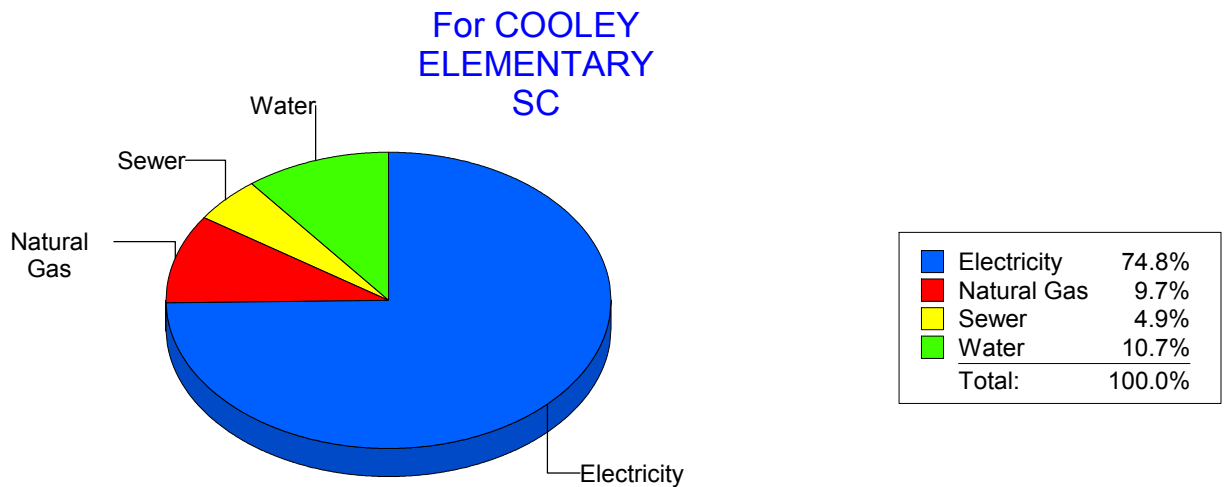
Energy CAP

Cost Avoidance Program

Cost Summary Graph

Grouped by Energy Type

Energy Type	Use	Units	Meter Cost	Special Charges	Total Cost	Avg Unit Cost	% of Total Cost
Site: COOLEY ELEMENTARY SC - COOLEY ELEMENTARY SC							
Electricity	92,600	KWH	\$10,781.94	\$0.00	\$10,781.94	0.1164	74.76%
Natural Gas	2,137	CCF	\$1,396.02	\$0.00	\$1,396.02	0.6533	9.68%
Water	479	CCF	\$1,537.56	\$0.00	\$1,537.56	3.2099	10.66%
Sewer	219	CCF	\$706.52	\$0.00	\$706.52	3.2261	4.90%
Total Cost:			\$14,422.04	\$0.00	\$14,422.04		



Filters: Billing Period Equal To 201305All Meter CodesAll Group Names

elpaso

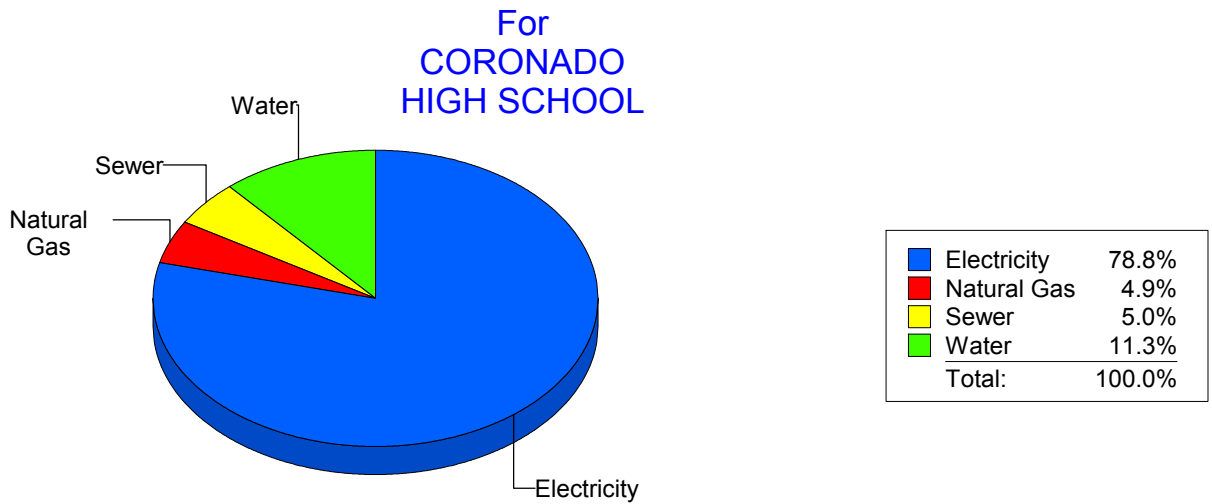
Energy CAP

Cost Avoidance Program

Cost Summary Graph

Grouped by Energy Type

Energy Type	Use	Units	Meter Cost	Special Charges	Total Cost	Avg Unit Cost	% of Total Cost
Site: CORONADO HIGH SCHOOL - CORONADO HIGH SCHOOL							
Electricity	236,194	KWH	\$29,728.44	\$0.00	\$29,728.44	0.1259	78.76%
Natural Gas	2,838	CCF	\$1,864.37	\$0.00	\$1,864.37	0.6569	4.94%
Water	2,721	CCF	\$4,257.97	\$0.00	\$4,257.97	1.5649	11.28%
Sewer	1,141	CCF	\$1,892.99	\$0.00	\$1,892.99	1.6591	5.02%
Total Cost:			\$37,743.77	\$0.00	\$37,743.77		



Filters: Billing Period Equal To 201305All Meter CodesAll Group Names

elpaso

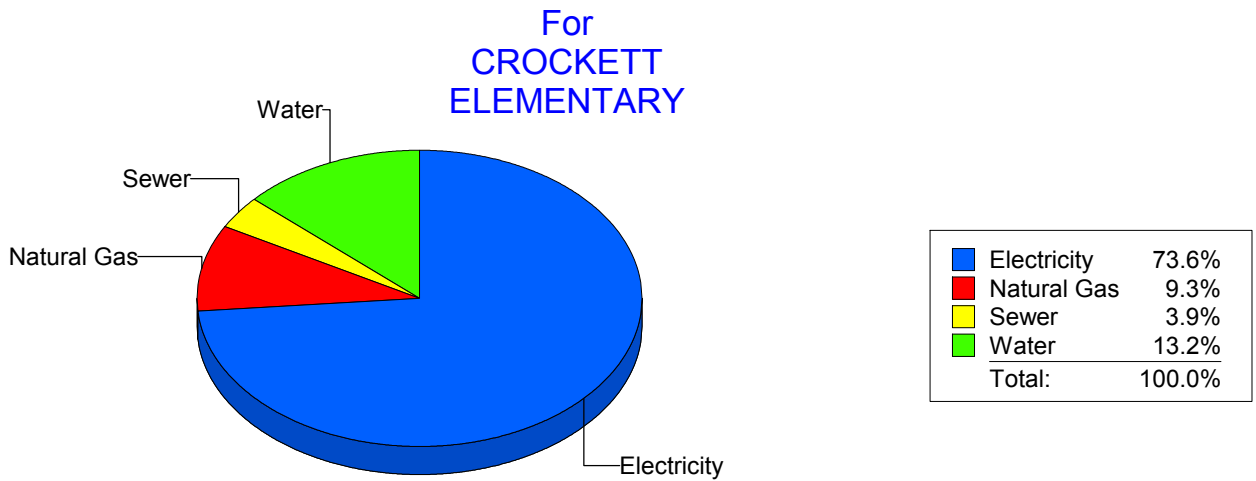
Energy CAP

Cost Avoidance Program

Cost Summary Graph

Grouped by Energy Type

Energy Type	Use	Units	Meter Cost	Special Charges	Total Cost	Avg Unit Cost	% of Total Cost
Site: CROCKETT - CROCKETT ELEMENTARY							
Electricity	29,400	KWH	\$3,741.10	\$0.00	\$3,741.10	0.1272	73.60%
Natural Gas	705	CCF	\$473.82	\$0.00	\$473.82	0.6721	9.32%
Water	234	CCF	\$670.81	\$0.00	\$670.81	2.8667	13.20%
Sewer	94	CCF	\$197.04	\$0.00	\$197.04	2.0962	3.88%
Total Cost:			\$5,082.77	\$0.00	\$5,082.77		



Filters: Billing Period Equal To 201305All Meter CodesAll Group Names

elpaso

Energy CAP

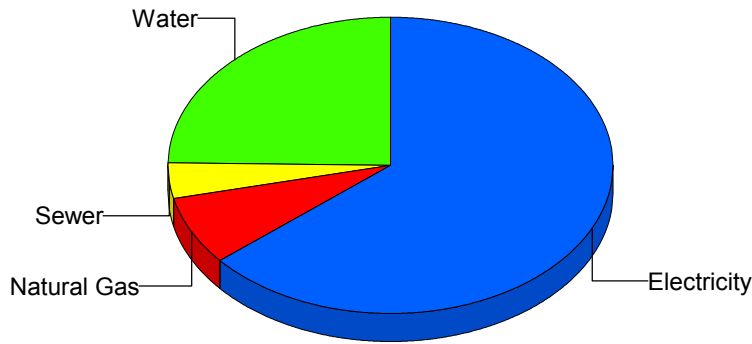
Cost Avoidance Program

Cost Summary Graph

Grouped by Energy Type

Energy Type	Use	Units	Meter Cost	Special Charges	Total Cost	Avg Unit Cost	% of Total Cost
Site: CROSBY ELEMENTARY - CROSBY ELEMENTARY							
Electricity	36,051	KWH	\$4,484.24	\$0.00	\$4,484.24	0.1244	63.94%
Natural Gas	703	CCF	\$514.42	\$0.00	\$514.42	0.7317	7.33%
Water	464	CCF	\$1,732.74	\$0.00	\$1,732.74	3.7344	24.71%
Sewer	107	CCF	\$282.30	\$0.00	\$282.30	2.6383	4.02%
Total Cost:			\$7,013.70	\$0.00	\$7,013.70		

For CROSBY ELEMENTARY



Electricity	63.9%
Natural Gas	7.3%
Sewer	4.0%
Water	24.7%
Total:	100.0%

Filters: Billing Period Equal To 201305All Meter CodesAll Group Names

elpaso

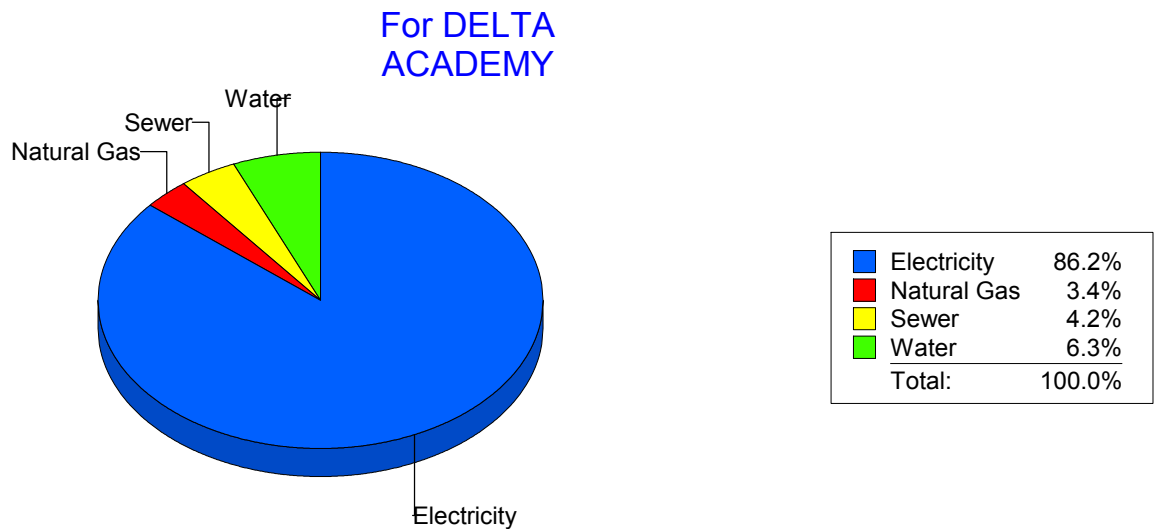
Energy CAP

Cost Avoidance Program

Cost Summary Graph

Grouped by Energy Type

Energy Type	Use	Units	Meter Cost	Special Charges	Total Cost	Avg Unit Cost	% of Total Cost
Site: DELTA ACADEMY - DELTA ACADEMY							
Electricity	11,471	KWH	\$1,154.09	\$0.00	\$1,154.09	0.1006	86.16%
Natural Gas	63	CCF	\$45.15	\$0.00	\$45.15	0.7167	3.37%
Water	29	CCF	\$84.02	\$0.00	\$84.02	2.8972	6.27%
Sewer	18	CCF	\$56.26	\$0.00	\$56.26	3.1256	4.20%
Total Cost:			\$1,339.52	\$0.00	\$1,339.52		



Filters: Billing Period Equal To 201305All Meter CodesAll Group Names

elpaso

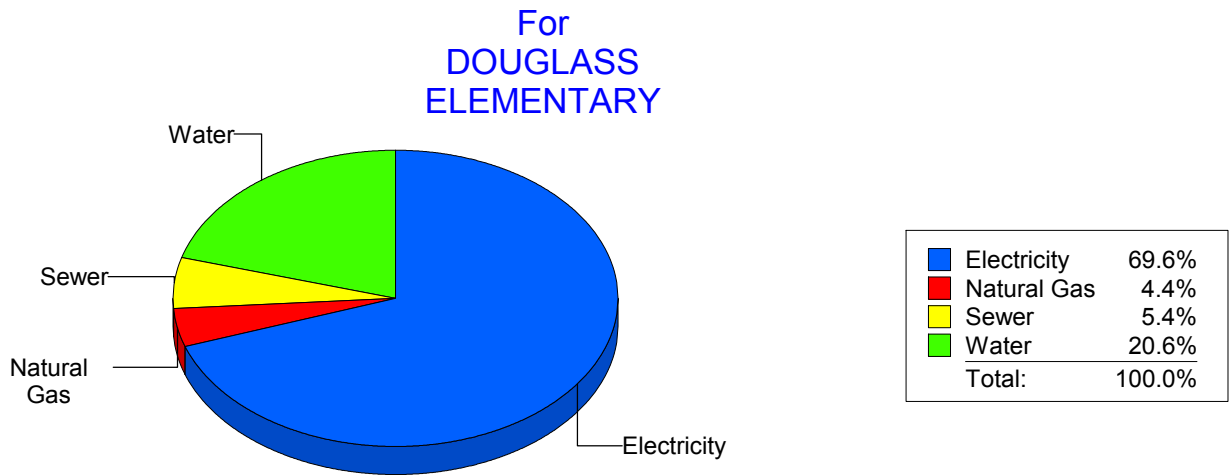
Energy CAP

Cost Avoidance Program

Cost Summary Graph

Grouped by Energy Type

Energy Type	Use	Units	Meter Cost	Special Charges	Total Cost	Avg Unit Cost	% of Total Cost
Site: DOUGLASS ELEMENTARY - DOUGLASS ELEMENTARY							
Electricity	39,508	KWH	\$4,930.07	\$0.00	\$4,930.07	0.1248	69.64%
Natural Gas	373	CCF	\$308.58	\$0.00	\$308.58	0.8273	4.36%
Water	458	CCF	\$1,458.79	\$0.00	\$1,458.79	3.1851	20.61%
Sewer	142	CCF	\$381.63	\$0.00	\$381.63	2.6875	5.39%
Total Cost:			\$7,079.07	\$0.00	\$7,079.07		



Filters: Billing Period Equal To 201305All Meter CodesAll Group Names

elpaso

Energy CAP

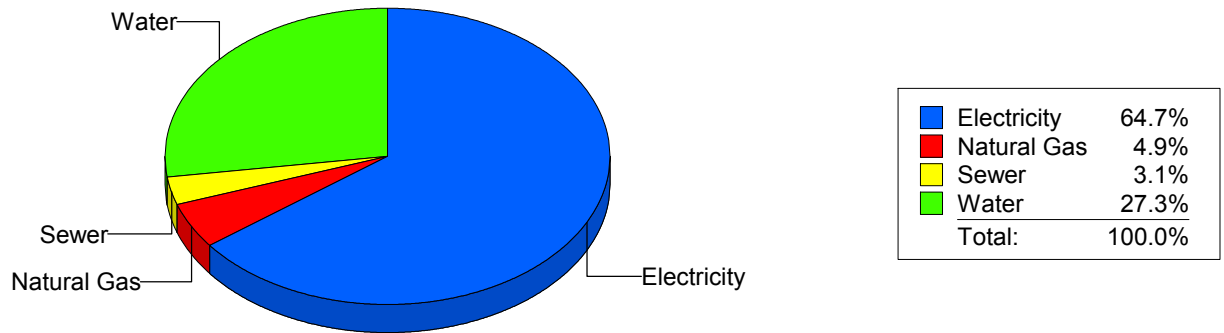
Cost Avoidance Program

Cost Summary Graph

Grouped by Energy Type

Energy Type	Use	Units	Meter Cost	Special Charges	Total Cost	Avg Unit Cost	% of Total Cost
Site: DOWELL ELEMENTARY - DOWELL ELEMENTARY							
Electricity		23,997 KWH	\$2,964.98	\$0.00	\$2,964.98	0.1236	64.73%
Natural Gas		304 CCF	\$223.37	\$0.00	\$223.37	0.7348	4.88%
Water		495 CCF	\$1,250.58	\$0.00	\$1,250.58	2.5264	27.30%
Sewer		64 CCF	\$141.83	\$0.00	\$141.83	2.2161	3.10%
Total Cost:			\$4,580.76	\$0.00	\$4,580.76		

For DOWELL ELEMENTARY



Filters: Billing Period Equal To 201305All Meter CodesAll Group Names

elpaso

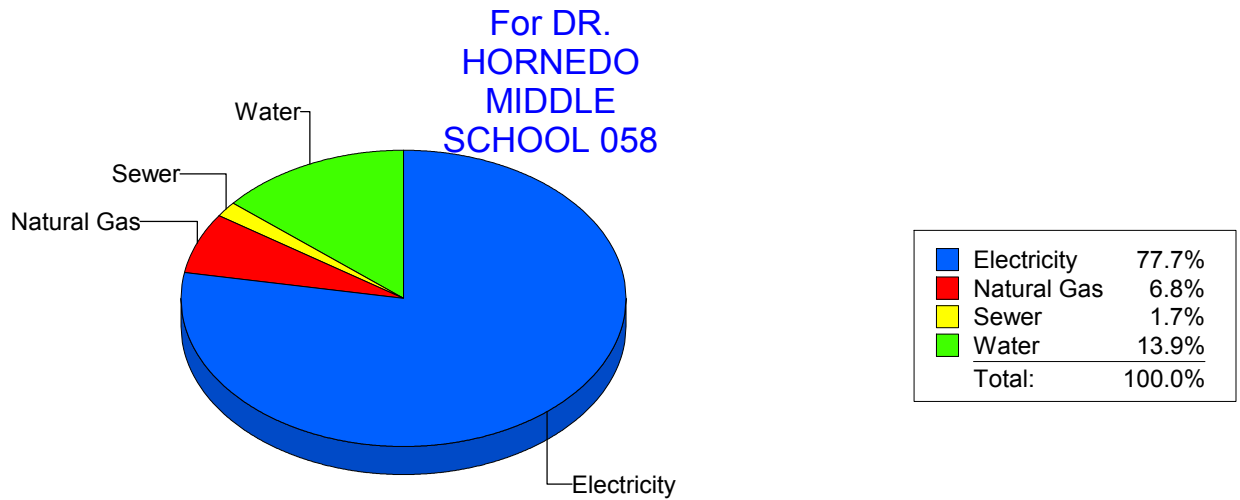
Energy CAP

Cost Avoidance Program

Cost Summary Graph

Grouped by Energy Type

Energy Type	Use	Units	Meter Cost	Special Charges	Total Cost	Avg Unit Cost	% of Total Cost
Site: DRHORNEDOMIDDLESCHOOL - DR. HORNEDO MIDDLE SCHOOL 058							
Electricity	118,400	KWH	\$16,899.89	\$0.00	\$16,899.89	0.1427	77.70%
Natural Gas	2,333	CCF	\$1,474.71	\$0.00	\$1,474.71	0.6321	6.78%
Water	826	CCF	\$3,012.54	\$0.00	\$3,012.54	3.6471	13.85%
Sewer	97	CCF	\$363.09	\$0.00	\$363.09	3.7432	1.67%
Total Cost:			\$21,750.23	\$0.00	\$21,750.23		



Filters: Billing Period Equal To 201305 All Meter Codes All Group Names

el Paso

Energy CAP

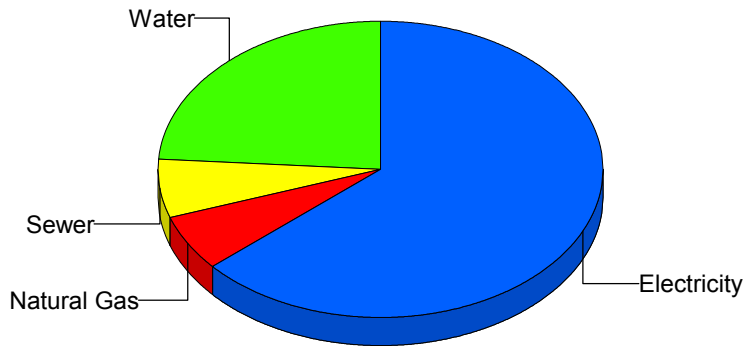
Cost Avoidance Program

Cost Summary Graph

Grouped by Energy Type

Energy Type	Use	Units	Meter Cost	Special Charges	Total Cost	Avg Unit Cost	% of Total Cost
Site: DR. L.A. NIXON ELEME - DR. L.A. NIXON ELEME							
Electricity	44,880	KWH	\$5,273.14	\$0.00	\$5,273.14	0.1175	63.72%
Natural Gas	666	CCF	\$491.67	\$0.00	\$491.67	0.7382	5.94%
Water	622	CCF	\$1,968.62	\$0.00	\$1,968.62	3.1650	23.79%
Sewer	197	CCF	\$541.52	\$0.00	\$541.52	2.7488	6.54%
Total Cost:			\$8,274.95	\$0.00	\$8,274.95		

For DR. L.A. NIXON ELEME



Filters: Billing Period Equal To 201305All Meter CodesAll Group Names

elpaso

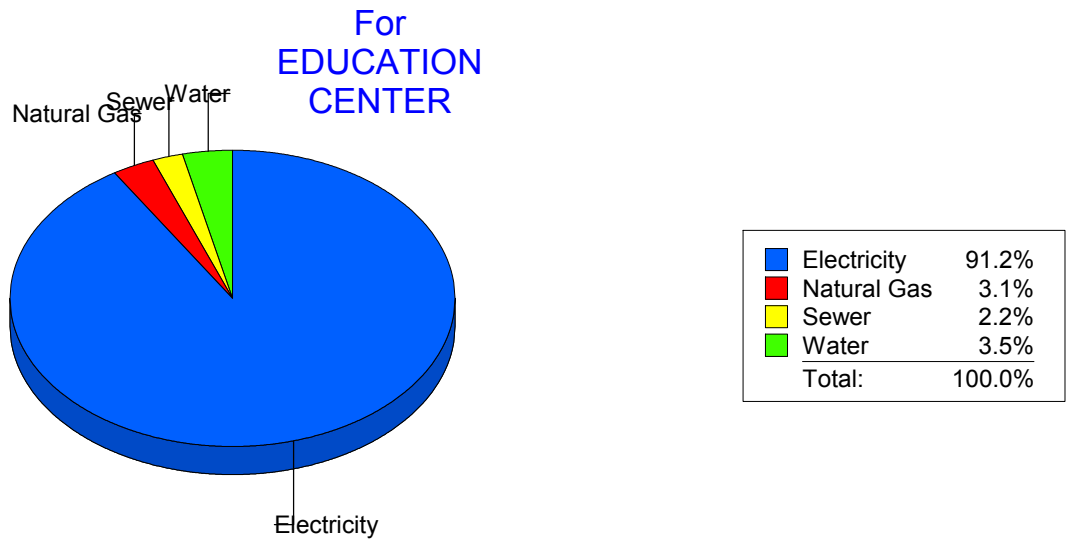
Energy CAP

Cost Avoidance Program

Cost Summary Graph

Grouped by Energy Type

Energy Type	Use	Units	Meter Cost	Special Charges	Total Cost	Avg Unit Cost	% of Total Cost
Site: EDUCATION CENTER - EDUCATION CENTER							
Electricity	326,529	KWH	\$33,415.44	\$0.00	\$33,415.44	0.1023	91.17%
Natural Gas	1,783	CCF	\$1,136.56	\$0.00	\$1,136.56	0.6374	3.10%
Water	555	CCF	\$1,296.26	\$0.00	\$1,296.26	2.3356	3.54%
Sewer	338	CCF	\$803.42	\$0.00	\$803.42	2.3770	2.19%
Total Cost:			\$36,651.68	\$0.00	\$36,651.68		



Filters: Billing Period Equal To 201305 All Meter Codes All Group Names

elpaso

Energy CAP

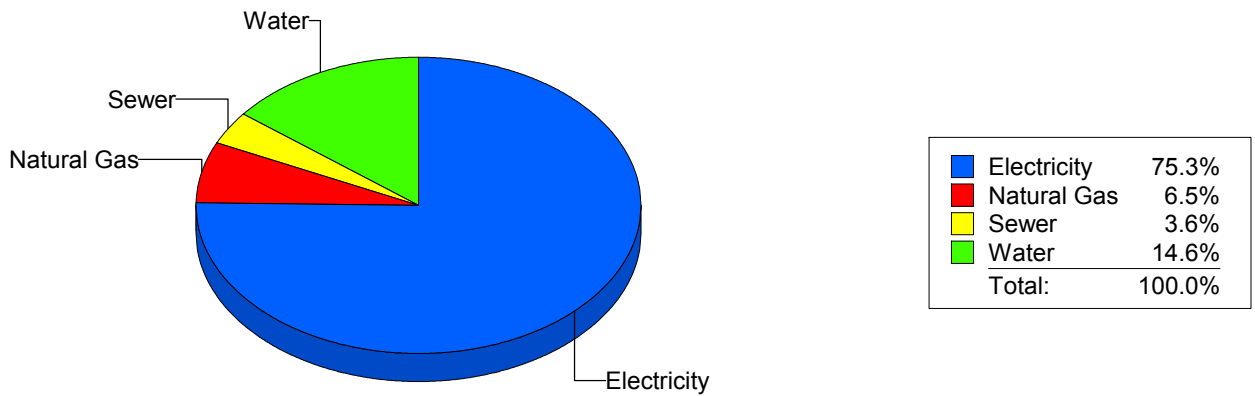
Cost Avoidance Program

Cost Summary Graph

Grouped by Energy Type

Energy Type	Use	Units	Meter Cost	Special Charges	Total Cost	Avg Unit Cost	% of Total Cost
Site: EL PASO HIGH SCHOOL - EL PASO HIGH SCHOOL							
Electricity	208,828	KWH	\$24,326.66	\$0.00	\$24,326.66	0.1165	75.33%
Natural Gas	3,049	CCF	\$2,103.93	\$0.00	\$2,103.93	0.6900	6.51%
Water	1,569	CCF	\$4,703.13	\$0.00	\$4,703.13	2.9975	14.56%
Sewer	518	CCF	\$1,160.22	\$0.00	\$1,160.22	2.2398	3.59%
Total Cost:			\$32,293.94	\$0.00	\$32,293.94		

For EL PASO HIGH SCHOOL



Filters: Billing Period Equal To 201305All Meter CodesAll Group Names

elpaso

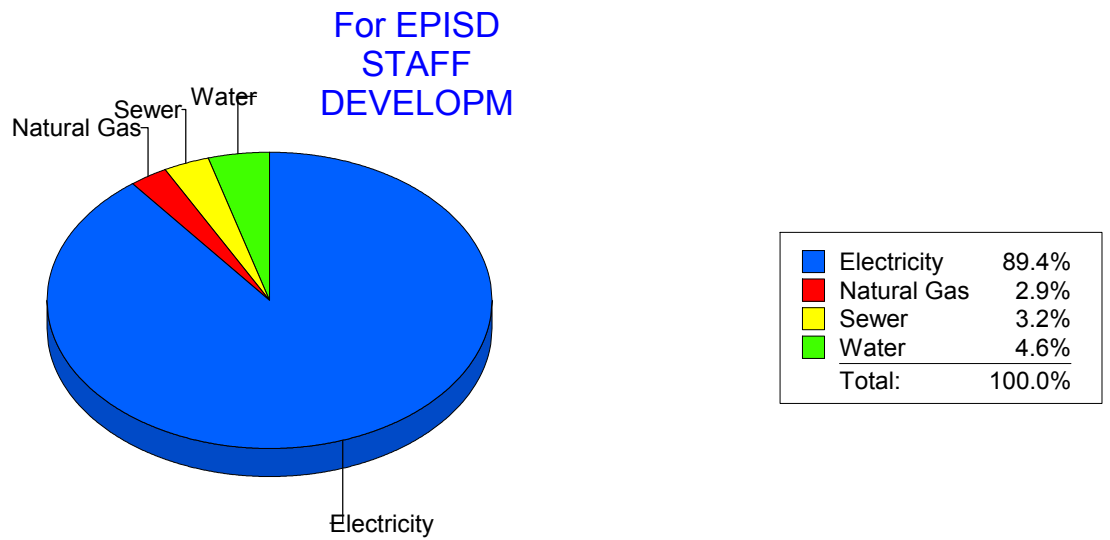
Energy CAP

Cost Avoidance Program

Cost Summary Graph

Grouped by Energy Type

Energy Type	Use	Units	Meter Cost	Special Charges	Total Cost	Avg Unit Cost	% of Total Cost
Site: EPISD STAFF DEVELOPM - EPISD STAFF DEVELOPM							
Electricity	20,160	KWH	\$2,395.43	\$0.00	\$2,395.43	0.1188	89.36%
Natural Gas	69	CCF	\$77.62	\$0.00	\$77.62	1.1249	2.90%
Water	34	CCF	\$122.40	\$0.00	\$122.40	3.6000	4.57%
Sewer	23	CCF	\$85.25	\$0.00	\$85.25	3.7065	3.18%
Total Cost:			\$2,680.70	\$0.00	\$2,680.70		



Filters: Billing Period Equal To 201305All Meter CodesAll Group Names

elpaso

Energy CAP

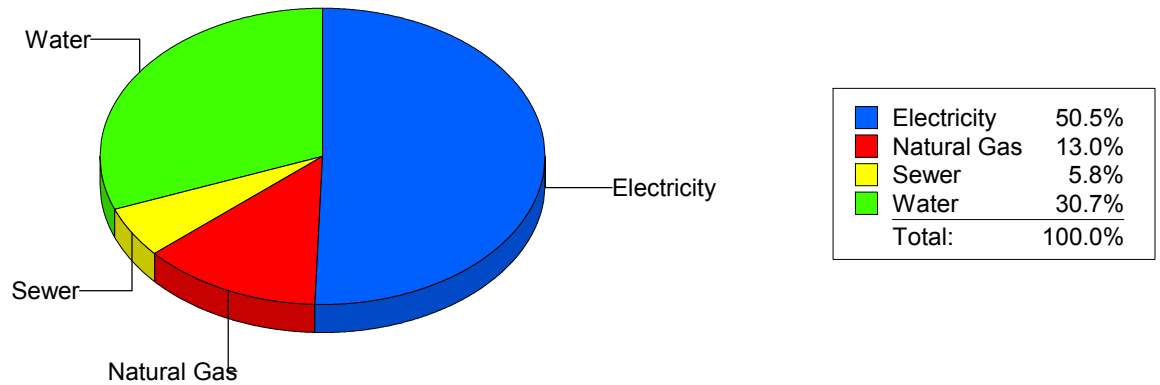
Cost Avoidance Program

Cost Summary Graph

Grouped by Energy Type

Energy Type	Use	Units	Meter Cost	Special Charges	Total Cost	Avg Unit Cost	% of Total Cost
Site: FANNIN ELEMENTARY - FANNIN ELEMENTARY							
Electricity	26,334	KWH	\$3,461.43	\$0.00	\$3,461.43	0.1314	50.51%
Natural Gas	1,249	CCF	\$889.10	\$0.00	\$889.10	0.7118	12.97%
Water	799	CCF	\$2,106.07	\$0.00	\$2,106.07	2.6359	30.73%
Sewer	131	CCF	\$396.93	\$0.00	\$396.93	3.0300	5.79%
Total Cost:			\$6,853.53	\$0.00	\$6,853.53		

For FANNIN ELEMENTARY



Filters: Billing Period Equal To 201305All Meter CodesAll Group Names

el Paso

Energy CAP

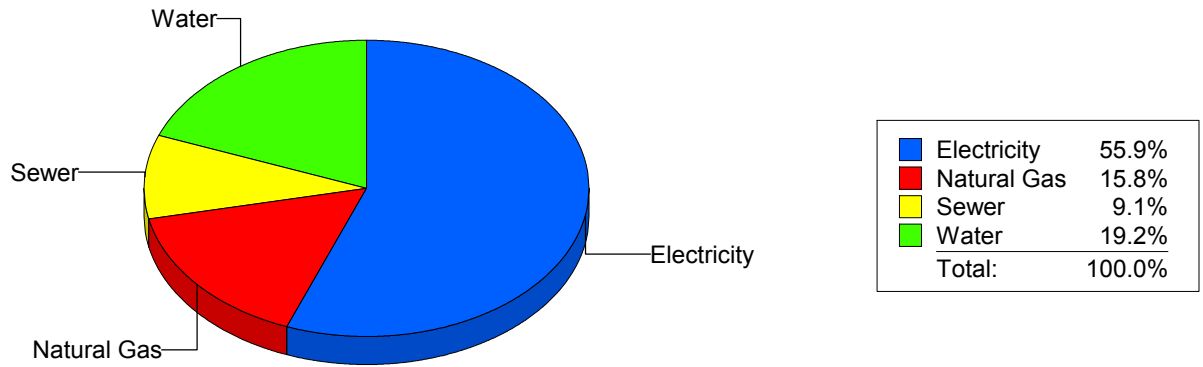
Cost Avoidance Program

Cost Summary Graph

Grouped by Energy Type

Energy Type	Use	Units	Meter Cost	Special Charges	Total Cost	Avg Unit Cost	% of Total Cost
Site: FINE ARTS/MULTIMEDIA - FINE ARTS/MULTIMEDIA							
Electricity	10,797	KWH	\$1,362.99	\$0.00	\$1,362.99	0.1262	55.87%
Natural Gas	563	CCF	\$386.52	\$0.00	\$386.52	0.6865	15.84%
Water	216	CCF	\$468.29	\$0.00	\$468.29	2.1680	19.19%
Sewer	112	CCF	\$221.88	\$0.00	\$221.88	1.9811	9.09%
Total Cost:			\$2,439.68	\$0.00	\$2,439.68		

For FINE ARTS/MULTIMEDIA



Filters: Billing Period Equal To 201305All Meter CodesAll Group Names

elpaso

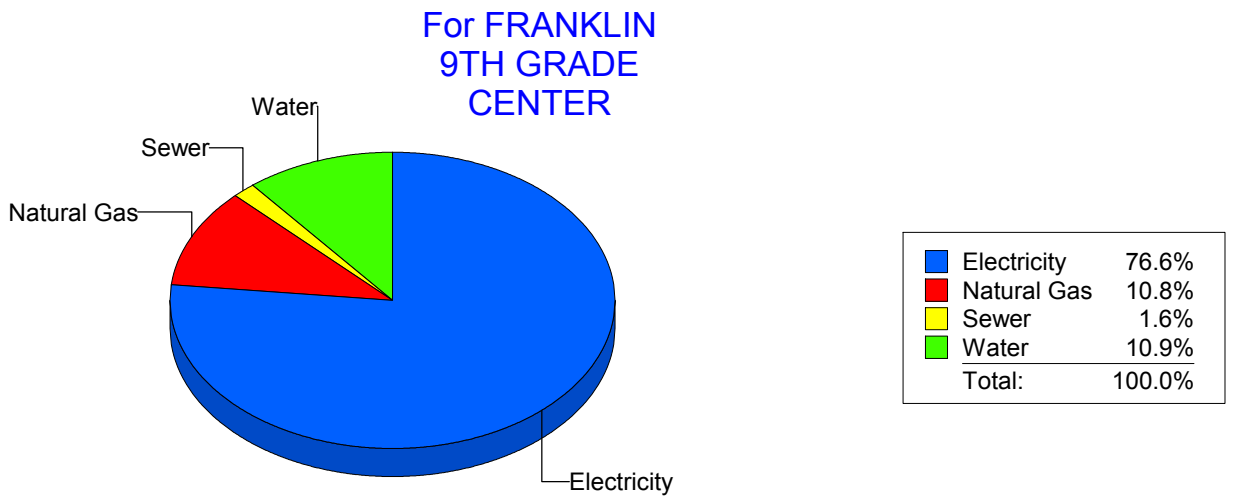
Energy CAP

Cost Avoidance Program

Cost Summary Graph

Grouped by Energy Type

Energy Type	Use	Units	Meter Cost	Special Charges	Total Cost	Avg Unit Cost	% of Total Cost
Site: FRANKLIN9THGRADECENTER - FRANKLIN 9TH GRADE CENTER							
Electricity	170,000	KWH	\$17,546.20	\$0.00	\$17,546.20	0.1032	76.64%
Natural Gas	3,984	CCF	\$2,479.66	\$0.00	\$2,479.66	0.6224	10.83%
Water	1,851	CCF	\$2,506.63	\$0.00	\$2,506.63	1.3542	10.95%
Sewer	95	CCF	\$360.33	\$0.00	\$360.33	3.7929	1.57%
Total Cost:			\$22,892.82	\$0.00	\$22,892.82		



Filters: Billing Period Equal To 201305All Meter CodesAll Group Names

elpaso

Energy CAP

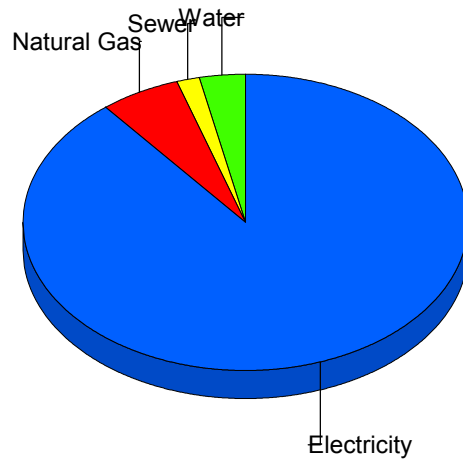
Cost Avoidance Program

Cost Summary Graph

Grouped by Energy Type

Energy Type	Use	Units	Meter Cost	Special Charges	Total Cost	Avg Unit Cost	% of Total Cost
Site: FRANKLIN HIGH SCHOOL - FRANKLIN HIGH SCHOOL							
Electricity	346,951	KWH	\$37,085.90	\$0.00	\$37,085.90	0.1069	89.12%
Natural Gas	3,886	CCF	\$2,457.43	\$0.00	\$2,457.43	0.6324	5.91%
Water	610	CCF	\$1,420.65	\$0.00	\$1,420.65	2.3289	3.41%
Sewer	303	CCF	\$647.37	\$0.00	\$647.37	2.1365	1.56%
Total Cost:			\$41,611.35	\$0.00	\$41,611.35		

For FRANKLIN HIGH SCHOOL



Electricity	89.1%
Natural Gas	5.9%
Sewer	1.6%
Water	3.4%
Total:	100.0%

Filters: Billing Period Equal To 201305 All Meter Codes All Group Names

el Paso

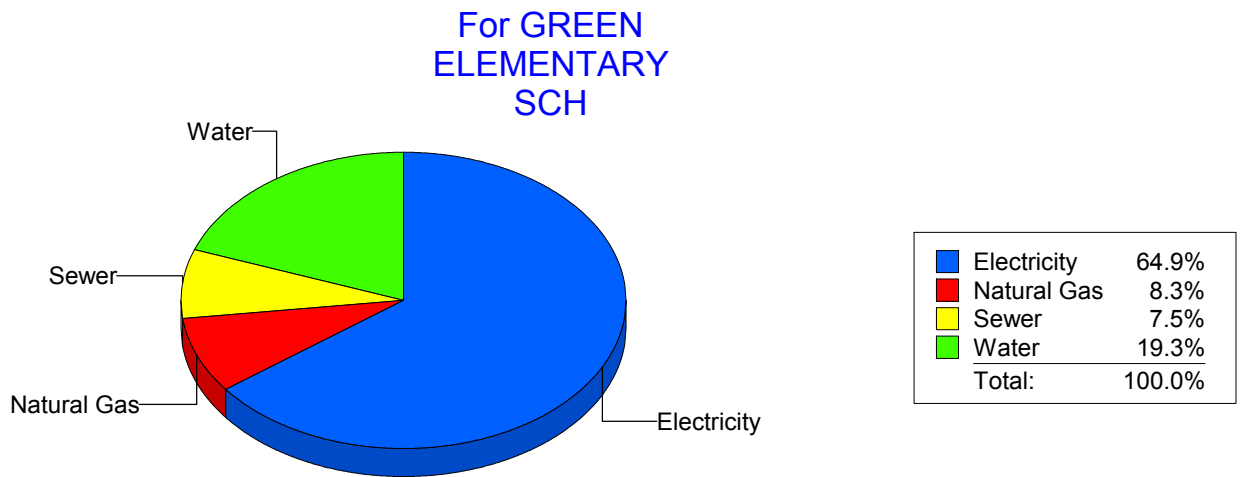
Energy CAP

Cost Avoidance Program

Cost Summary Graph

Grouped by Energy Type

Energy Type	Use	Units	Meter Cost	Special Charges	Total Cost	Avg Unit Cost	% of Total Cost
Site: GREEN ELEMENTARY SCH - GREEN ELEMENTARY SCH							
Electricity	41,400	KWH	\$4,477.41	\$0.00	\$4,477.41	0.1082	64.86%
Natural Gas	798	CCF	\$572.81	\$0.00	\$572.81	0.7178	8.30%
Water	432	CCF	\$1,335.78	\$0.00	\$1,335.78	3.0921	19.35%
Sewer	160	CCF	\$517.35	\$0.00	\$517.35	3.2334	7.49%
Total Cost:			\$6,903.35	\$0.00	\$6,903.35		



Filters: Billing Period Equal To 201305All Meter CodesAll Group Names

elpaso

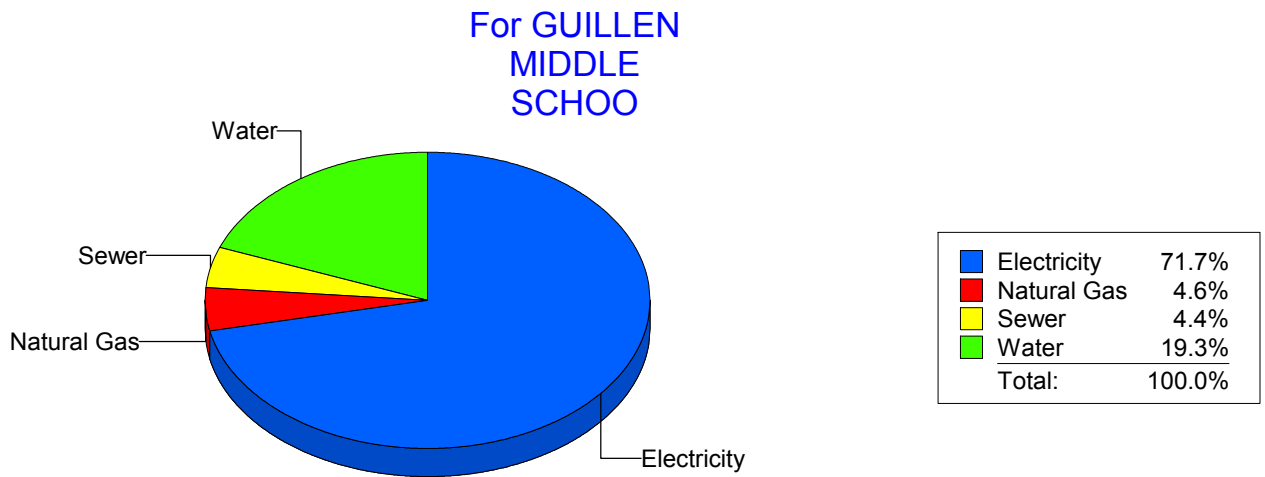
Energy CAP

Cost Avoidance Program

Cost Summary Graph

Grouped by Energy Type

Energy Type	Use	Units	Meter Cost	Special Charges	Total Cost	Avg Unit Cost	% of Total Cost
Site: GUILLEN MIDDLE SCHOOL - GUILLEN MIDDLE SCHOOL							
Electricity	85,377	KWH	\$9,972.84	\$0.00	\$9,972.84	0.1168	71.68%
Natural Gas	922	CCF	\$645.66	\$0.00	\$645.66	0.7003	4.64%
Water	1,093	CCF	\$2,683.04	\$0.00	\$2,683.04	2.4547	19.28%
Sewer	287	CCF	\$612.21	\$0.00	\$612.21	2.1331	4.40%
Total Cost:			\$13,913.75	\$0.00	\$13,913.75		



Filters: Billing Period Equal To 201305 All Meter Codes All Group Names

elpaso

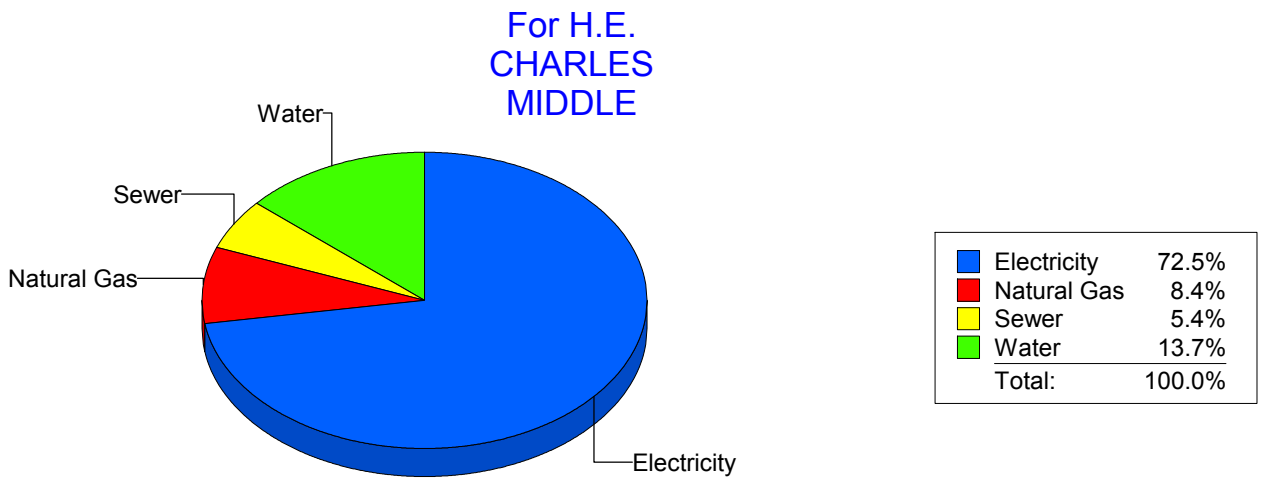
Energy CAP

Cost Avoidance Program

Cost Summary Graph

Grouped by Energy Type

Energy Type	Use	Units	Meter Cost	Special Charges	Total Cost	Avg Unit Cost	% of Total Cost
Site: H.E. CHARLES MIDDLE - H.E. CHARLES MIDDLE							
Electricity	100,047	KWH	\$11,973.03	\$0.00	\$11,973.03	0.1197	72.49%
Natural Gas	2,140	CCF	\$1,395.36	\$0.00	\$1,395.36	0.6520	8.45%
Water	1,009	CCF	\$2,262.69	\$0.00	\$2,262.69	2.2425	13.70%
Sewer	476	CCF	\$886.11	\$0.00	\$886.11	1.8616	5.36%
Total Cost:			\$16,517.19	\$0.00	\$16,517.19		



Filters: Billing Period Equal To 201305All Meter CodesAll Group Names

el Paso

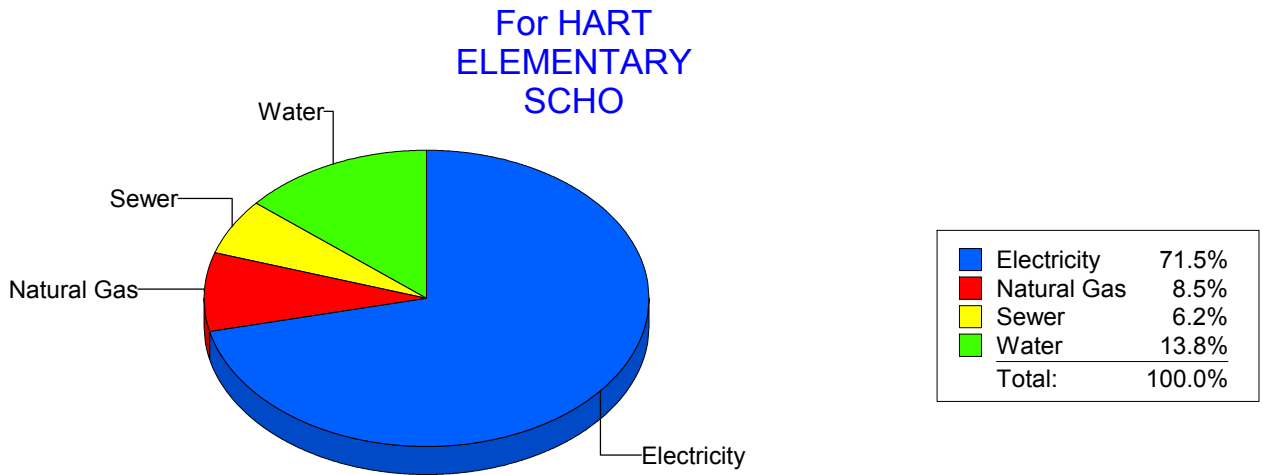
Energy CAP

Cost Avoidance Program

Cost Summary Graph

Grouped by Energy Type

Energy Type	Use	Units	Meter Cost	Special Charges	Total Cost	Avg Unit Cost	% of Total Cost
Site: HART ELEMENTARY SCHO - HART ELEMENTARY SCHO							
Electricity	26,941	KWH	\$3,292.90	\$0.00	\$3,292.90	0.1222	71.48%
Natural Gas	569	CCF	\$390.20	\$0.00	\$390.20	0.6858	8.47%
Water	222	CCF	\$636.91	\$0.00	\$636.91	2.8690	13.83%
Sewer	92	CCF	\$286.72	\$0.00	\$286.72	3.1165	6.22%
Total Cost:			\$4,606.73	\$0.00	\$4,606.73		



Filters: Billing Period Equal To 201305 All Meter Codes All Group Names

elpaso

Energy CAP

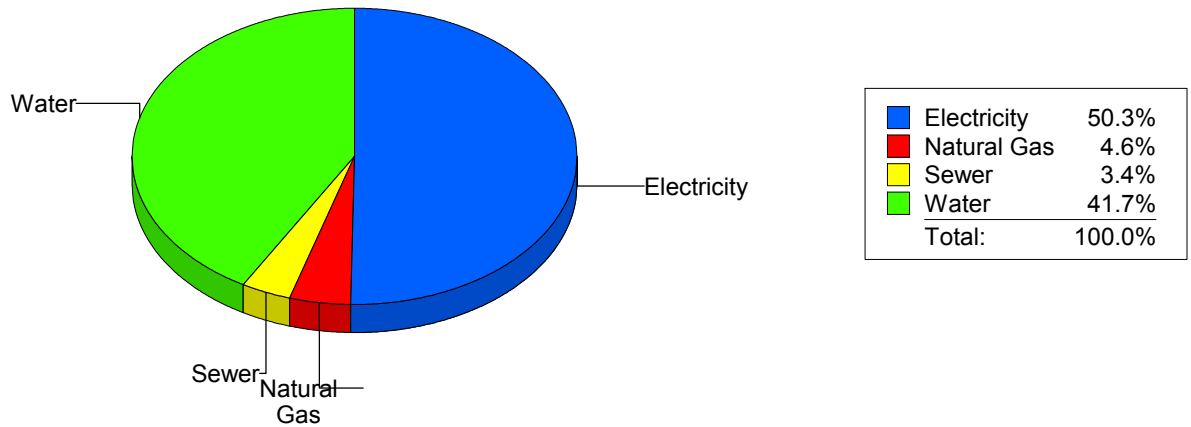
Cost Avoidance Program

Cost Summary Graph

Grouped by Energy Type

Energy Type	Use	Units	Meter Cost	Special Charges	Total Cost	Avg Unit Cost	% of Total Cost
Site: HAWKINS ELEMENTARY S - HAWKINS ELEMENTARY S							
Electricity	24,947	KWH	\$3,028.41	\$0.00	\$3,028.41	0.1214	50.25%
Natural Gas	385	CCF	\$274.72	\$0.00	\$274.72	0.7136	4.56%
Water	523	CCF	\$2,515.37	\$0.00	\$2,515.37	4.8095	41.74%
Sewer	53	CCF	\$207.78	\$0.00	\$207.78	3.9204	3.45%
Total Cost:			\$6,026.28	\$0.00	\$6,026.28		

For HAWKINS
ELEMENTARY
S



Filters: Billing Period Equal To 201305 All Meter Codes All Group Names

elpaso

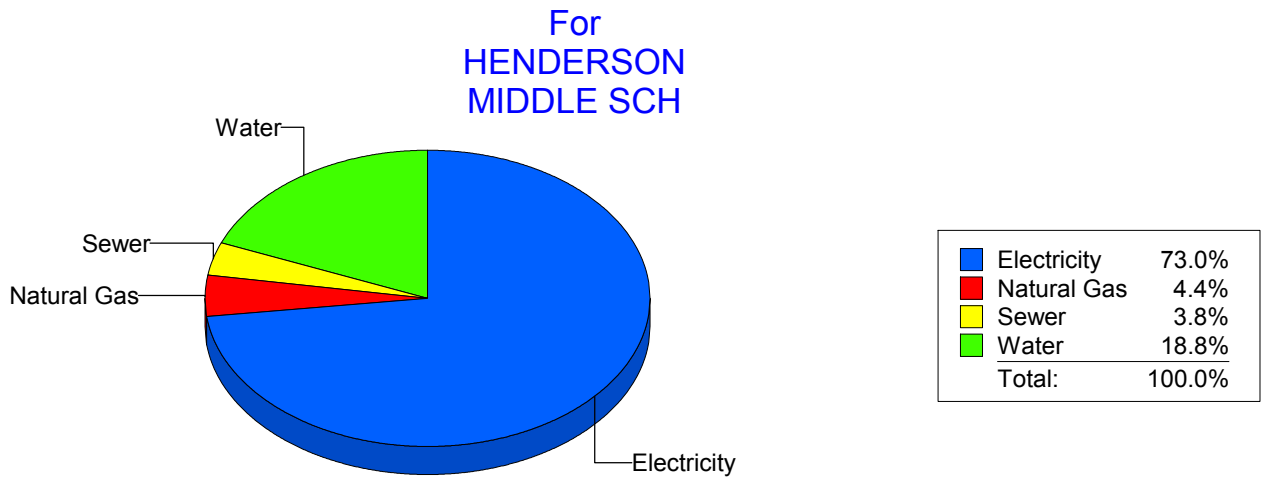
Energy CAP

Cost Avoidance Program

Cost Summary Graph

Grouped by Energy Type

Energy Type	Use	Units	Meter Cost	Special Charges	Total Cost	Avg Unit Cost	% of Total Cost
Site: HENDERSON MIDDLE SCH - HENDERSON MIDDLE SCH							
Electricity	54,292	KWH	\$6,767.00	\$0.00	\$6,767.00	0.1246	73.01%
Natural Gas	601	CCF	\$409.88	\$0.00	\$409.88	0.6820	4.42%
Water	698	CCF	\$1,743.23	\$0.00	\$1,743.23	2.4975	18.81%
Sewer	204	CCF	\$348.84	\$0.00	\$348.84	1.7100	3.76%
Total Cost:			\$9,268.95	\$0.00	\$9,268.95		



Filters: Billing Period Equal To 201305All Meter CodesAll Group Names

elpaso

Energy CAP

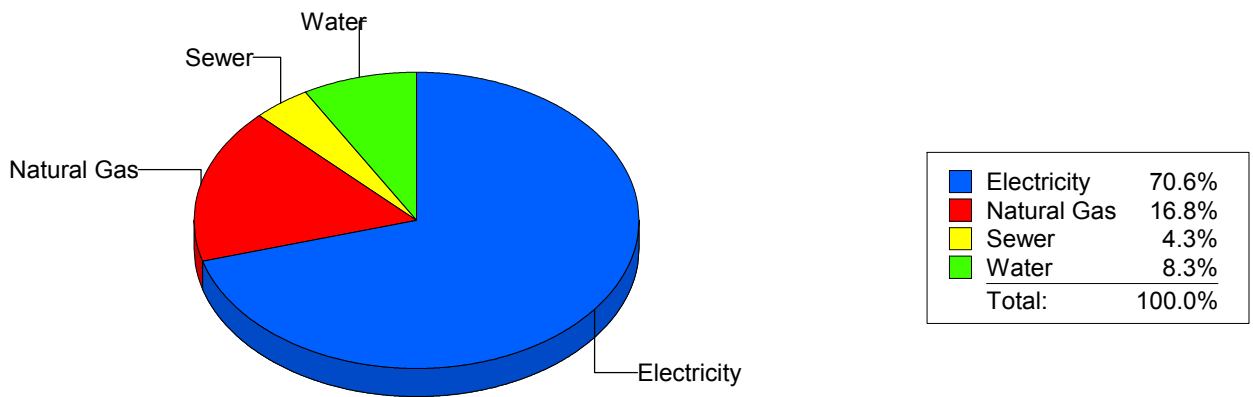
Cost Avoidance Program

Cost Summary Graph

Grouped by Energy Type

Energy Type	Use	Units	Meter Cost	Special Charges	Total Cost	Avg Unit Cost	% of Total Cost
Site: HERCULES COTTAGES - HERCULES COTTAGES							
Electricity	4,666	KWH	\$893.44	\$0.00	\$893.44	0.1915	70.56%
Natural Gas	7	CCF	\$212.73	\$0.00	\$212.73	30.3900	16.80%
Water	37	CCF	\$105.15	\$0.00	\$105.15	2.8419	8.30%
Sewer	16	CCF	\$54.87	\$0.00	\$54.87	3.4294	4.33%
Total Cost:			\$1,266.19	\$0.00	\$1,266.19		

For HERCULES COTTAGES



Filters: Billing Period Equal To 201305All Meter CodesAll Group Names

elpaso

Energy CAP

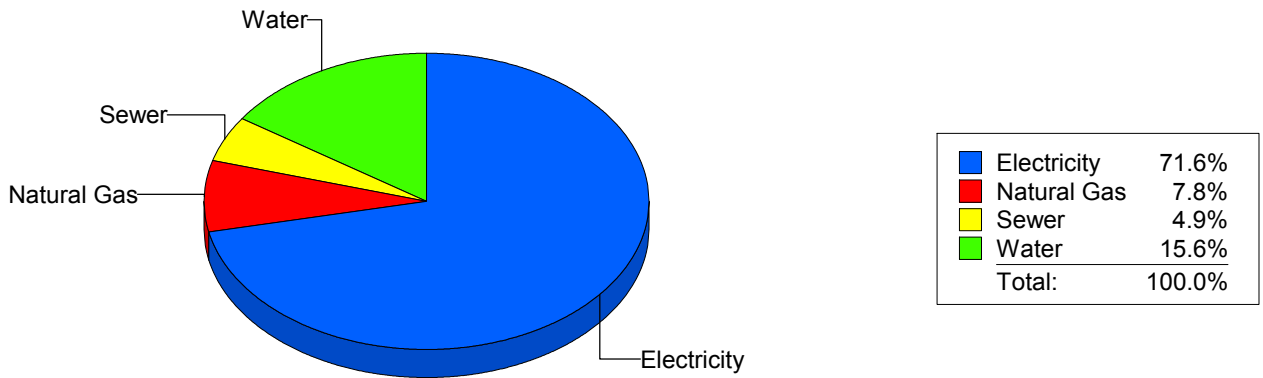
Cost Avoidance Program

Cost Summary Graph

Grouped by Energy Type

Energy Type	Use	Units	Meter Cost	Special Charges	Total Cost	Avg Unit Cost	% of Total Cost
Site: HERRERA - HERRERA ELEMENTARY							
Electricity	70,200	KWH	\$8,605.15	\$0.00	\$8,605.15	0.1226	71.64%
Natural Gas	1,457	CCF	\$936.14	\$0.00	\$936.14	0.6425	7.79%
Water	547	CCF	\$1,879.82	\$0.00	\$1,879.82	3.4366	15.65%
Sewer	262	CCF	\$590.79	\$0.00	\$590.79	2.2549	4.92%
Total Cost:			\$12,011.90	\$0.00	\$12,011.90		

For HERRERA ELEMENTARY



Filters: Billing Period Equal To 201305All Meter CodesAll Group Names

el paso

Energy CAP

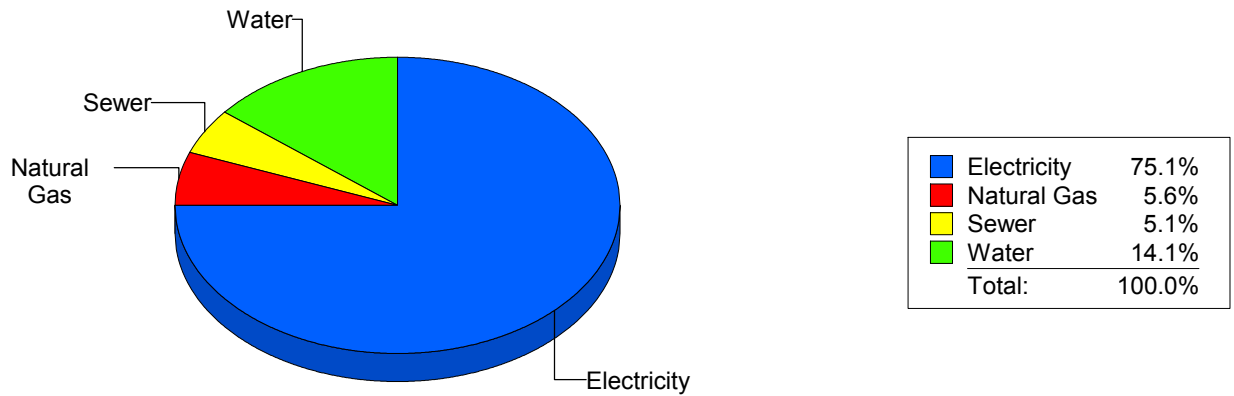
Cost Avoidance Program

Cost Summary Graph

Grouped by Energy Type

Energy Type	Use	Units	Meter Cost	Special Charges	Total Cost	Avg Unit Cost	% of Total Cost
Site: HILLSIDE ELEMENTARY - HILLSIDE ELEMENTARY							
Electricity	38,166	KWH	\$5,192.29	\$0.00	\$5,192.29	0.1360	75.12%
Natural Gas	387	CCF	\$388.84	\$0.00	\$388.84	1.0048	5.63%
Water	296	CCF	\$976.52	\$0.00	\$976.52	3.2991	14.13%
Sewer	100	CCF	\$354.15	\$0.00	\$354.15	3.5415	5.12%
Total Cost:			\$6,911.80	\$0.00	\$6,911.80		

For HILLSIDE ELEMENTARY



Filters: Billing Period Equal To 201305All Meter CodesAll Group Names

elpaso

Energy CAP

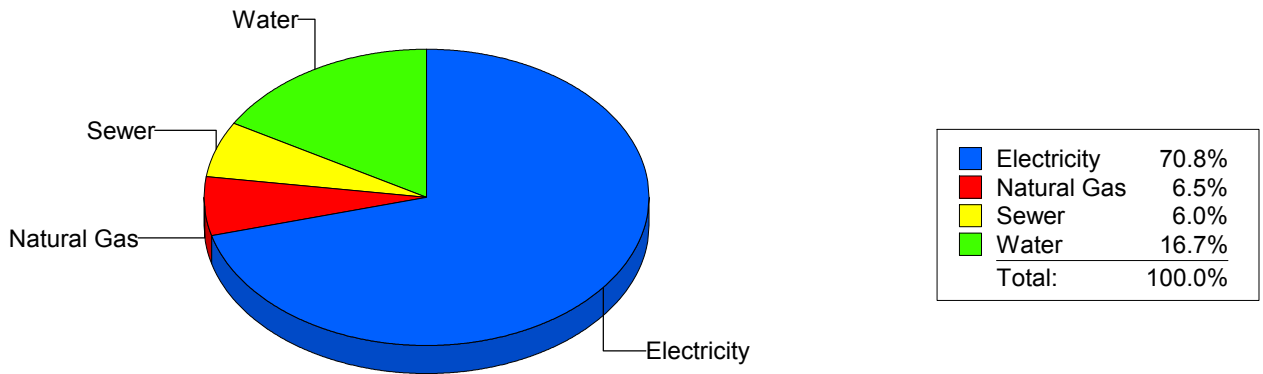
Cost Avoidance Program

Cost Summary Graph

Grouped by Energy Type

Energy Type	Use	Units	Meter Cost	Special Charges	Total Cost	Avg Unit Cost	% of Total Cost
Site: HOUSTON INTERMEDIATE - HOUSTON INTERMEDIATE							
Electricity	36,920	KWH	\$4,301.65	\$0.00	\$4,301.65	0.1165	70.80%
Natural Gas	455	CCF	\$392.34	\$0.00	\$392.34	0.8623	6.46%
Water	306	CCF	\$1,016.41	\$0.00	\$1,016.41	3.3216	16.73%
Sewer	100	CCF	\$365.08	\$0.00	\$365.08	3.6508	6.01%
Total Cost:			\$6,075.48	\$0.00	\$6,075.48		

For HOUSTON INTERMEDIATE



Filters: Billing Period Equal To 201305All Meter CodesAll Group Names

elpaso

Energy CAP

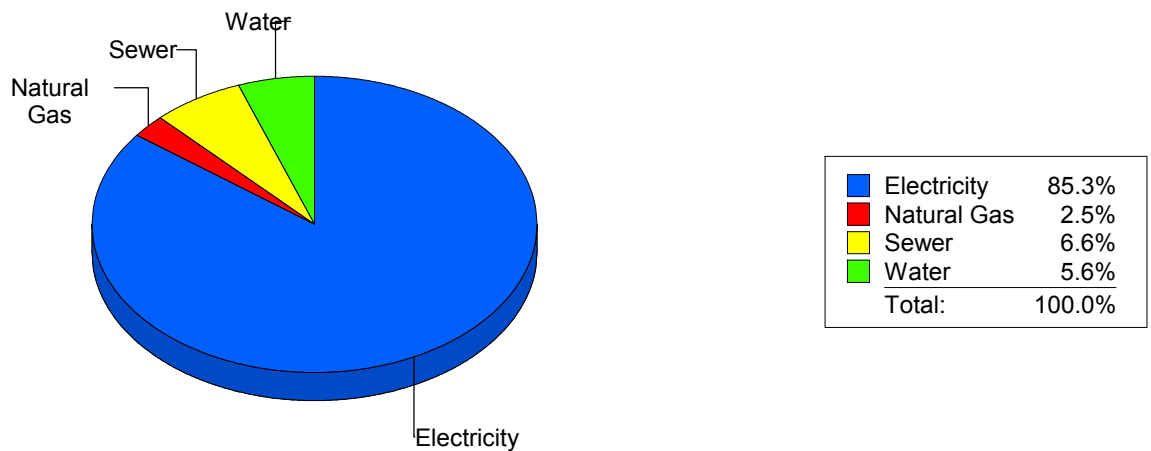
Cost Avoidance Program

Cost Summary Graph

Grouped by Energy Type

Energy Type	Use	Units	Meter Cost	Special Charges	Total Cost	Avg Unit Cost	% of Total Cost
Site: MOYE - HR MOYE							
Electricity	77,400	KWH	\$8,382.68	\$0.00	\$8,382.68	0.1083	85.31%
Natural Gas	334	CCF	\$242.33	\$0.00	\$242.33	0.7255	2.47%
Water	163	CCF	\$554.86	\$0.00	\$554.86	3.4040	5.65%
Sewer	302	CCF	\$645.99	\$0.00	\$645.99	2.1390	6.57%
Total Cost:			\$9,825.86	\$0.00	\$9,825.86		

For HR MOYE



Filters: Billing Period Equal To 201305All Meter CodesAll Group Names

el Paso

Energy CAP

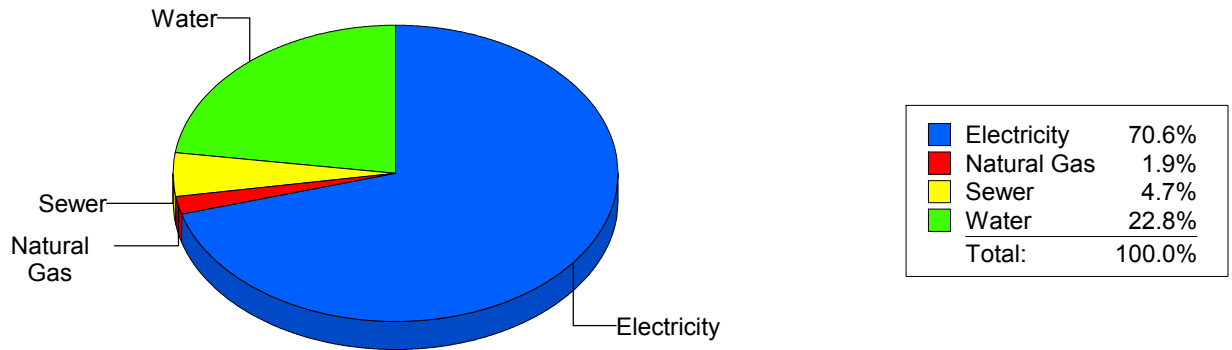
Cost Avoidance Program

Cost Summary Graph

Grouped by Energy Type

Energy Type	Use	Units	Meter Cost	Special Charges	Total Cost	Avg Unit Cost	% of Total Cost
Site: HUGHEY ELEMENTARY SC - HUGHEY ELEMENTARY SC							
Electricity	40,519	KWH	\$5,576.71	\$0.00	\$5,576.71	0.1376	70.60%
Natural Gas	46	CCF	\$149.28	\$0.00	\$149.28	3.2452	1.89%
Water	374	CCF	\$1,799.56	\$0.00	\$1,799.56	4.8117	22.78%
Sewer	65	CCF	\$373.17	\$0.00	\$373.17	5.7411	4.72%
Total Cost:			\$7,898.72	\$0.00	\$7,898.72		

For HUGHEY ELEMENTARY SC



Filters: Billing Period Equal To 201305 All Meter Codes All Group Names

elpaso

Energy CAP

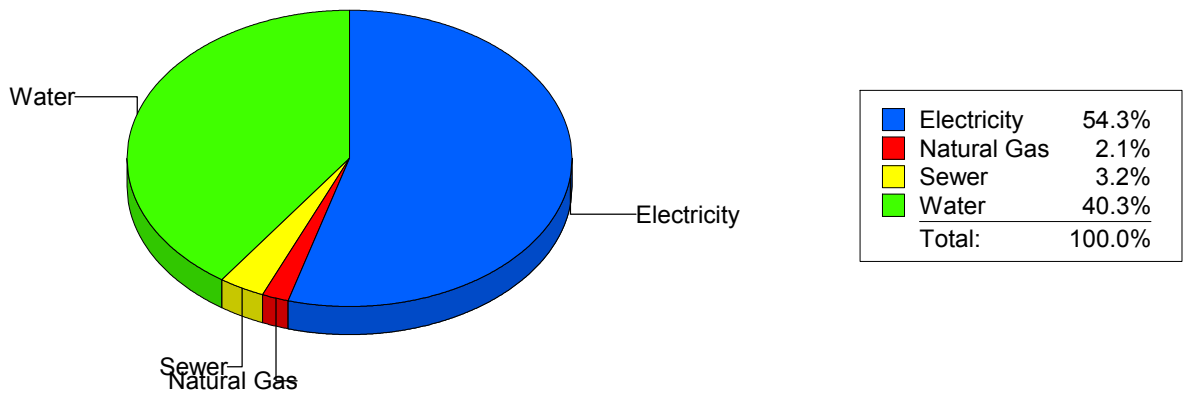
Cost Avoidance Program

Cost Summary Graph

Grouped by Energy Type

Energy Type	Use	Units	Meter Cost	Special Charges	Total Cost	Avg Unit Cost	% of Total Cost
Site: IRVIN HIGH SCHOOL - IRVIN HIGH SCHOOL							
Electricity	121,187	KWH	\$14,487.09	\$0.00	\$14,487.09	0.1195	54.31%
Natural Gas	784	CCF	\$564.20	\$0.00	\$564.20	0.7196	2.12%
Water	2,793	CCF	\$10,761.84	\$0.00	\$10,761.84	3.8531	40.35%
Sewer	515	CCF	\$859.53	\$0.00	\$859.53	1.6690	3.22%
Total Cost:			\$26,672.66	\$0.00	\$26,672.66		

For IRVIN HIGH SCHOOL



Filters: Billing Period Equal To 201305 All Meter Codes All Group Names

el Paso

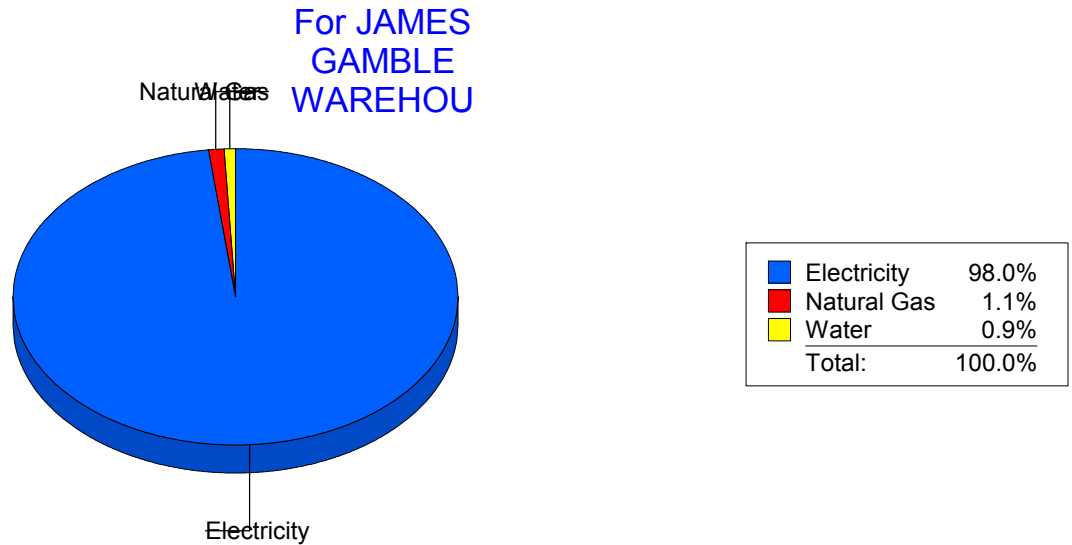
Energy CAP

Cost Avoidance Program

Cost Summary Graph

Grouped by Energy Type

Energy Type	Use	Units	Meter Cost	Special Charges	Total Cost	Avg Unit Cost	% of Total Cost
Site: JAMES GAMBLE WAREHOU - JAMES GAMBLE WAREHOU							
Electricity	33,400	KWH	\$4,478.72	\$0.00	\$4,478.72	0.1341	97.99%
Natural Gas	20	CCF	\$52.44	\$0.00	\$52.44	2.6220	1.15%
Water	0	CCF	\$39.32	\$0.00	\$39.32	0.0000	0.86%
Total Cost:			\$4,570.48	\$0.00	\$4,570.48		



Filters: Billing Period Equal To 201305All Meter CodesAll Group Names

elpaso

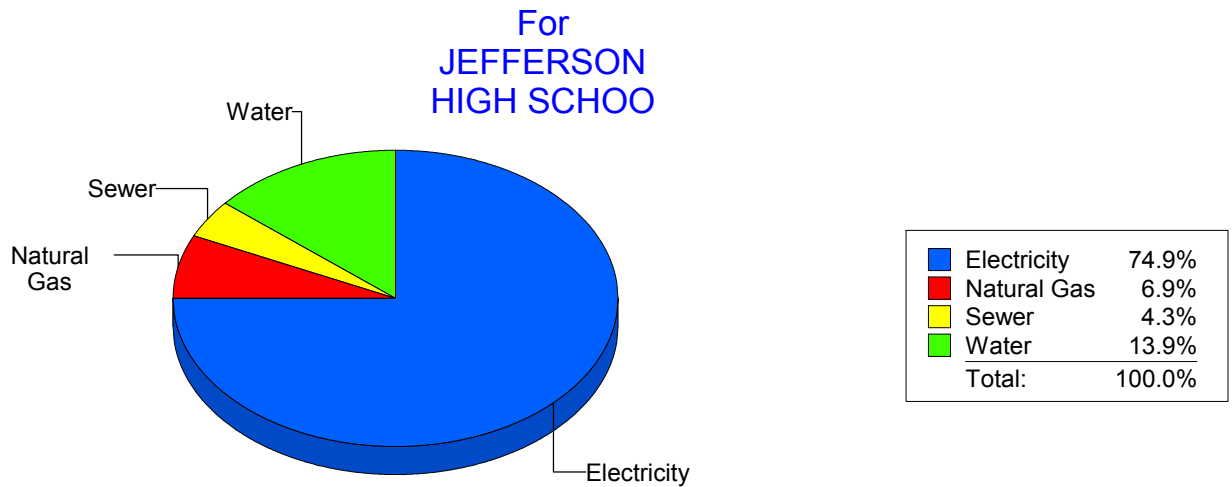
Energy CAP

Cost Avoidance Program

Cost Summary Graph

Grouped by Energy Type

Energy Type	Use	Units	Meter Cost	Special Charges	Total Cost	Avg Unit Cost	% of Total Cost
Site: JEFFERSON HIGH SCHOOL - JEFFERSON HIGH SCHOOL							
Electricity	112,720	KWH	\$14,332.46	\$0.00	\$14,332.46	0.1272	74.94%
Natural Gas	1,641	CCF	\$1,315.23	\$0.00	\$1,315.23	0.8015	6.88%
Water	1,195	CCF	\$2,661.51	\$0.00	\$2,661.51	2.2272	13.92%
Sewer	321	CCF	\$815.65	\$0.00	\$815.65	2.5410	4.26%
Total Cost:			\$19,124.85	\$0.00	\$19,124.85		



Filters: Billing Period Equal To 201305All Meter CodesAll Group Names

elpaso

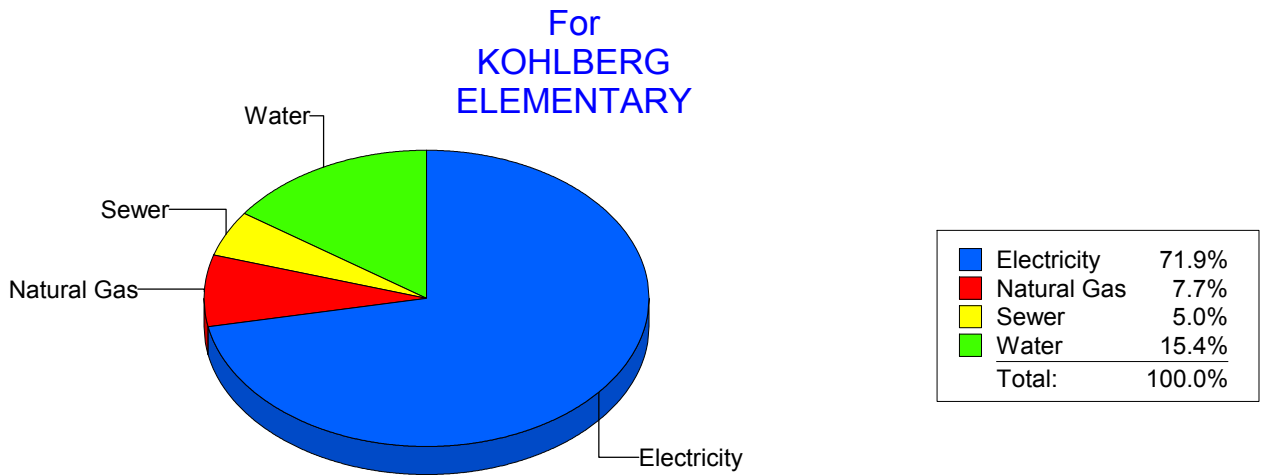
Energy CAP

Cost Avoidance Program

Cost Summary Graph

Grouped by Energy Type

Energy Type	Use	Units	Meter Cost	Special Charges	Total Cost	Avg Unit Cost	% of Total Cost
Site: KOHLBERG ELEMENTARY - KOHLBERG ELEMENTARY							
Electricity	51,260	KWH	\$6,598.11	\$0.00	\$6,598.11	0.1287	71.86%
Natural Gas	1,023	CCF	\$709.60	\$0.00	\$709.60	0.6936	7.73%
Water	493	CCF	\$1,410.55	\$0.00	\$1,410.55	2.8612	15.36%
Sewer	189	CCF	\$463.16	\$0.00	\$463.16	2.4506	5.04%
Total Cost:			\$9,181.42	\$0.00	\$9,181.42		



Filters: Billing Period Equal To 201305 All Meter Codes All Group Names

elpaso

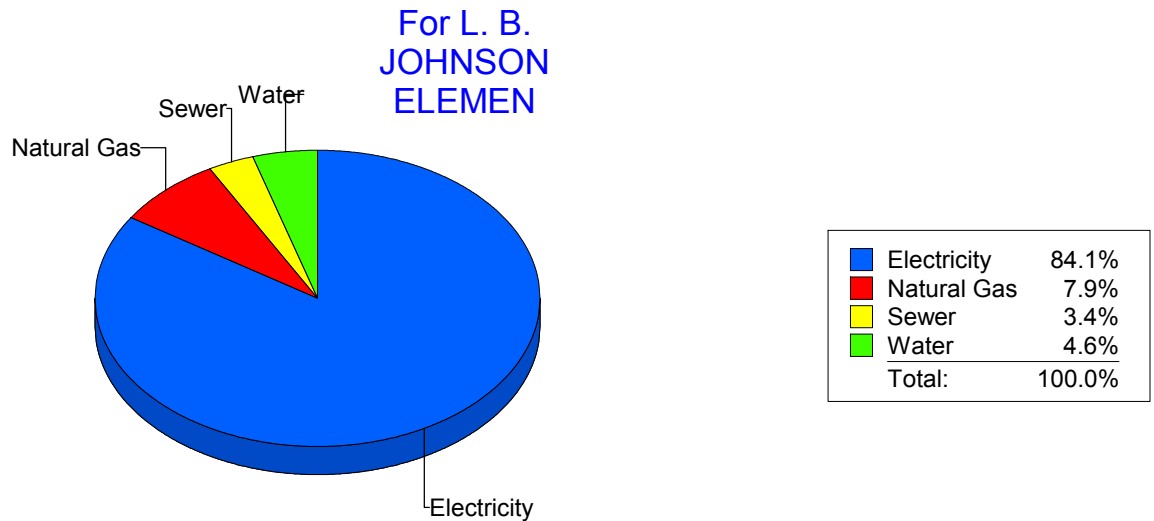
Energy CAP

Cost Avoidance Program

Cost Summary Graph

Grouped by Energy Type

Energy Type	Use	Units	Meter Cost	Special Charges	Total Cost	Avg Unit Cost	% of Total Cost
Site: L. B. JOHNSON ELEMEN - L. B. JOHNSON ELEMEN							
Electricity	67,250	KWH	\$8,620.40	\$0.00	\$8,620.40	0.1282	84.10%
Natural Gas	1,182	CCF	\$808.89	\$0.00	\$808.89	0.6843	7.89%
Water	271	CCF	\$476.20	\$0.00	\$476.20	1.7572	4.65%
Sewer	142	CCF	\$344.79	\$0.00	\$344.79	2.4281	3.36%
Total Cost:			\$10,250.28	\$0.00	\$10,250.28		



Filters: Billing Period Equal To 201305All Meter CodesAll Group Names

elpaso

Energy CAP

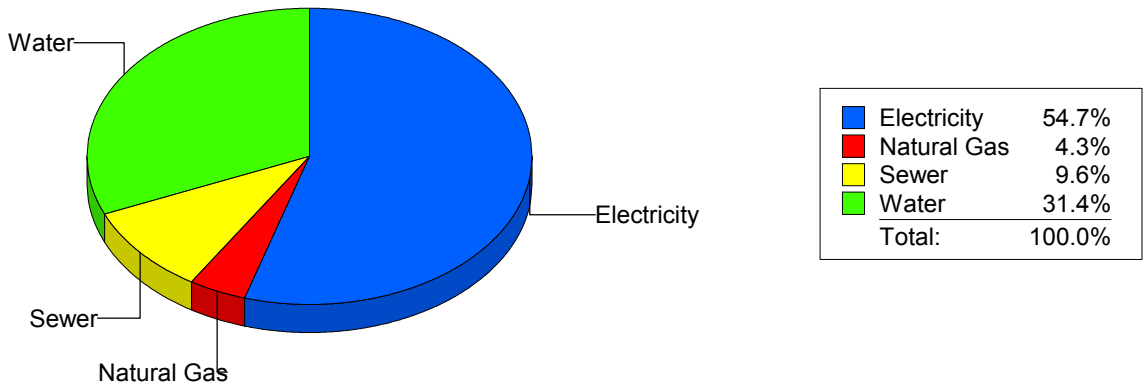
Cost Avoidance Program

Cost Summary Graph

Grouped by Energy Type

Energy Type	Use	Units	Meter Cost	Special Charges	Total Cost	Avg Unit Cost	% of Total Cost
Site: LAMAR ELEMENTARY SCH - LAMAR ELEMENTARY SCH							
Electricity	35,100	KWH	\$4,317.17	\$0.00	\$4,317.17	0.1230	54.68%
Natural Gas	355	CCF	\$337.91	\$0.00	\$337.91	0.9519	4.28%
Water	821	CCF	\$2,479.46	\$0.00	\$2,479.46	3.0200	31.40%
Sewer	287	CCF	\$761.04	\$0.00	\$761.04	2.6517	9.64%
Total Cost:			\$7,895.58	\$0.00	\$7,895.58		

For LAMAR
ELEMENTARY
SCH



Filters: Billing Period Equal To 201305All Meter CodesAll Group Names

elpaso

Energy CAP

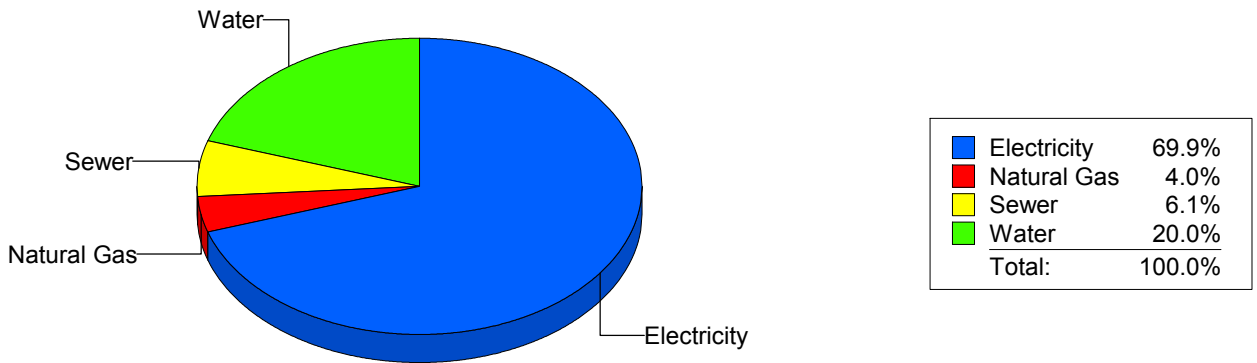
Cost Avoidance Program

Cost Summary Graph

Grouped by Energy Type

Energy Type	Use	Units	Meter Cost	Special Charges	Total Cost	Avg Unit Cost	% of Total Cost
Site: LEE ELEMENTARY - LEE ELEMENTARY							
Electricity	37,310	KWH	\$4,983.83	\$0.00	\$4,983.83	0.1336	69.93%
Natural Gas	402	CCF	\$285.52	\$0.00	\$285.52	0.7102	4.01%
Water	512	CCF	\$1,425.42	\$0.00	\$1,425.42	2.7840	20.00%
Sewer	108	CCF	\$431.78	\$0.00	\$431.78	3.9980	6.06%
Total Cost:			\$7,126.55	\$0.00	\$7,126.55		

For LEE ELEMENTARY



Filters: Billing Period Equal To 201305All Meter CodesAll Group Names

elpaso

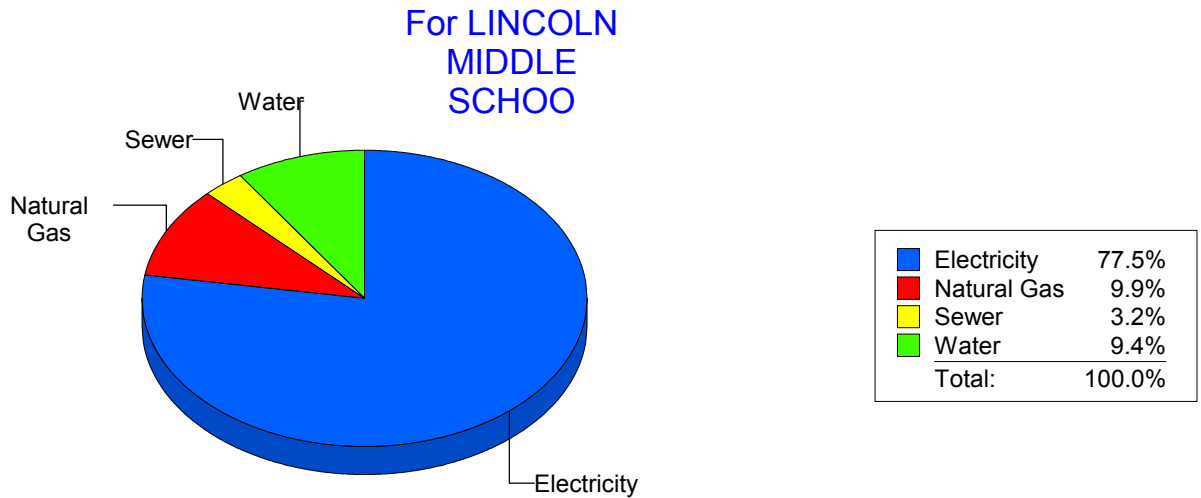
Energy CAP

Cost Avoidance Program

Cost Summary Graph

Grouped by Energy Type

Energy Type	Use	Units	Meter Cost	Special Charges	Total Cost	Avg Unit Cost	% of Total Cost
Site: LINCOLN MIDDLE SCHOO - LINCOLN MIDDLE SCHOO							
Electricity	128,850	KWH	\$15,840.69	\$0.00	\$15,840.69	0.1229	77.51%
Natural Gas	3,236	CCF	\$2,027.46	\$0.00	\$2,027.46	0.6265	9.92%
Water	831	CCF	\$1,923.59	\$0.00	\$1,923.59	2.3148	9.41%
Sewer	359	CCF	\$644.25	\$0.00	\$644.25	1.7946	3.15%
Total Cost:			\$20,435.99	\$0.00	\$20,435.99		



Filters: Billing Period Equal To 201305All Meter CodesAll Group Names

elpaso

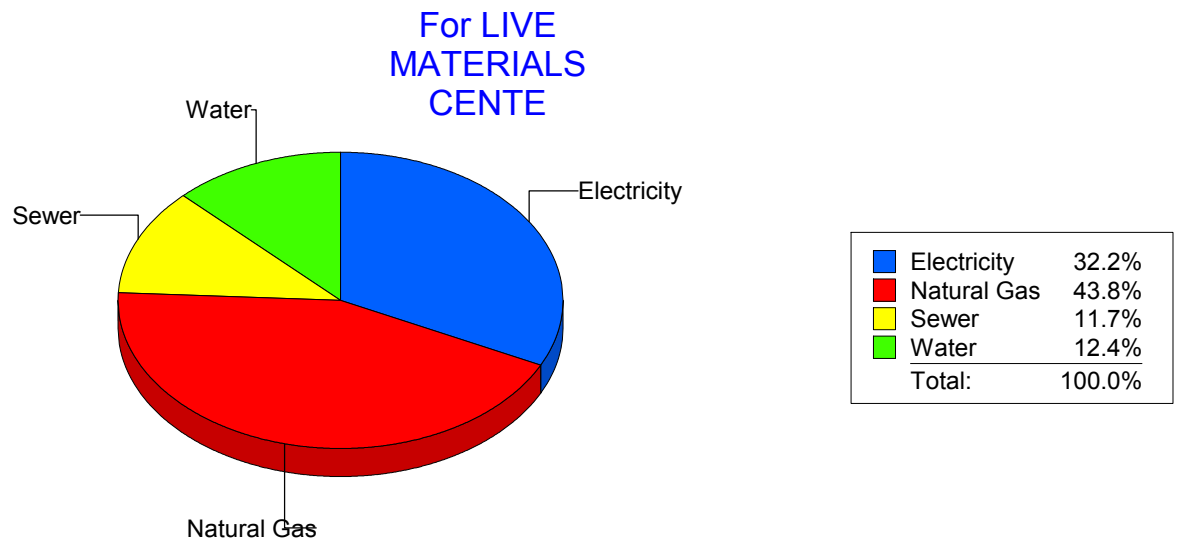
Energy CAP

Cost Avoidance Program

Cost Summary Graph

Grouped by Energy Type

Energy Type	Use	Units	Meter Cost	Special Charges	Total Cost	Avg Unit Cost	% of Total Cost
Site: LIVE MATERIALS CENTE - LIVE MATERIALS CENTE							
Electricity		255 KWH	\$64.10	\$0.00	\$64.10	0.2514	32.16%
Natural Gas		7 CCF	\$87.27	\$0.00	\$87.27	12.4671	43.79%
Water		1 CCF	\$24.70	\$0.00	\$24.70	24.7000	12.39%
Sewer		1 CCF	\$23.24	\$0.00	\$23.24	23.2400	11.66%
Total Cost:			\$199.31	\$0.00	\$199.31		



Filters: Billing Period Equal To 201305All Meter CodesAll Group Names

elpaso

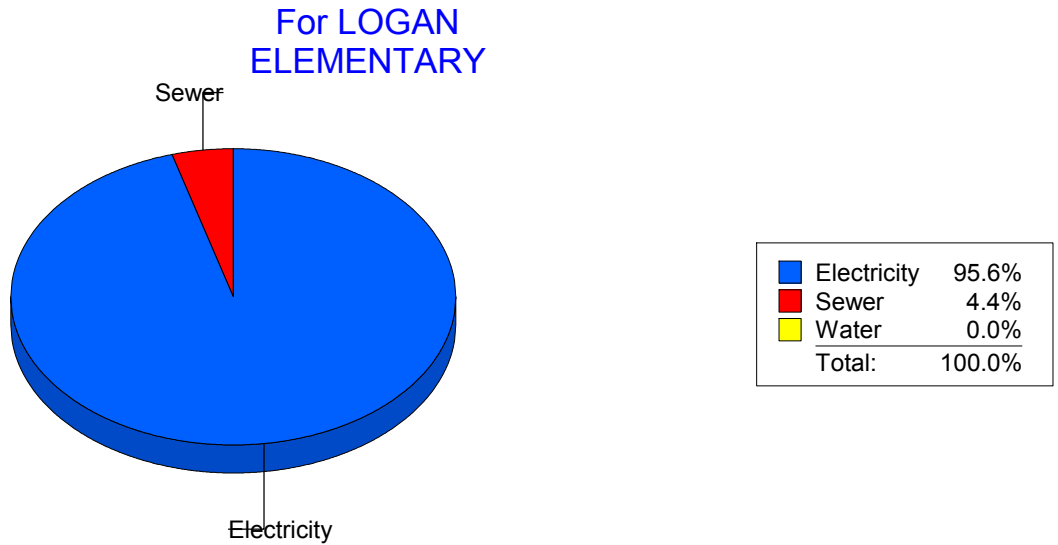
Energy CAP

Cost Avoidance Program

Cost Summary Graph

Grouped by Energy Type

Energy Type	Use	Units	Meter Cost	Special Charges	Total Cost	Avg Unit Cost	% of Total Cost
Site: LOGAN ELEMENTARY - LOGAN ELEMENTARY							
Electricity	27,100	KWH	\$3,700.62	\$0.00	\$3,700.62	0.1366	95.62%
Water	0	CCF	\$0.00	\$0.00	\$0.00	0.0000	0.00%
Sewer	74	CCF	\$169.44	\$0.00	\$169.44	2.2897	4.38%
Total Cost:			\$3,870.06	\$0.00	\$3,870.06		



Filters: Billing Period Equal To 201305All Meter CodesAll Group Names

elpaso

Energy CAP

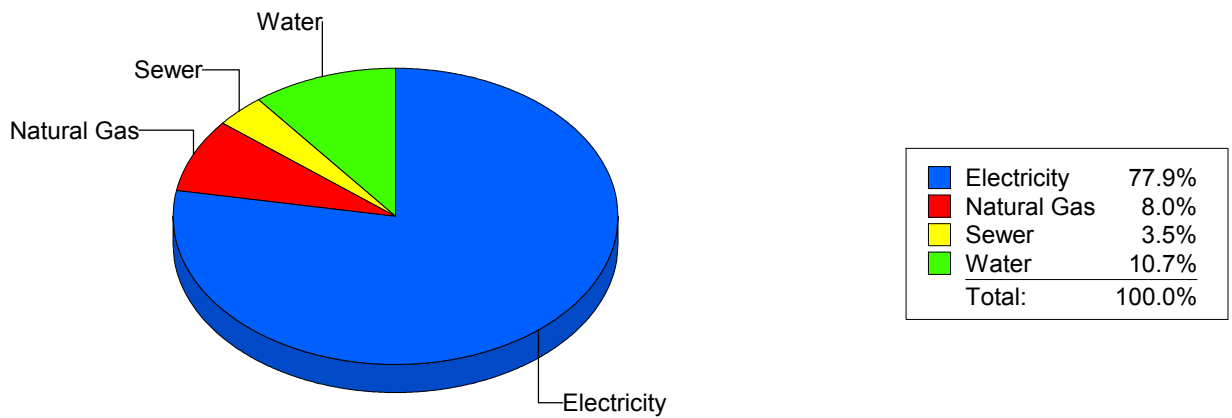
Cost Avoidance Program

Cost Summary Graph

Grouped by Energy Type

Energy Type	Use	Units	Meter Cost	Special Charges	Total Cost	Avg Unit Cost	% of Total Cost
Site: LUNDY - LUNDY							
Electricity	67,400	KWH	\$8,283.95	\$0.00	\$8,283.95	0.1229	77.85%
Natural Gas	1,266	CCF	\$852.41	\$0.00	\$852.41	0.6733	8.01%
Water	317	CCF	\$1,137.30	\$0.00	\$1,137.30	3.5877	10.69%
Sewer	100	CCF	\$367.23	\$0.00	\$367.23	3.6723	3.45%
Total Cost:			\$10,640.89	\$0.00	\$10,640.89		

For LUNDY



Filters: Billing Period Equal To 201305All Meter CodesAll Group Names

elpaso

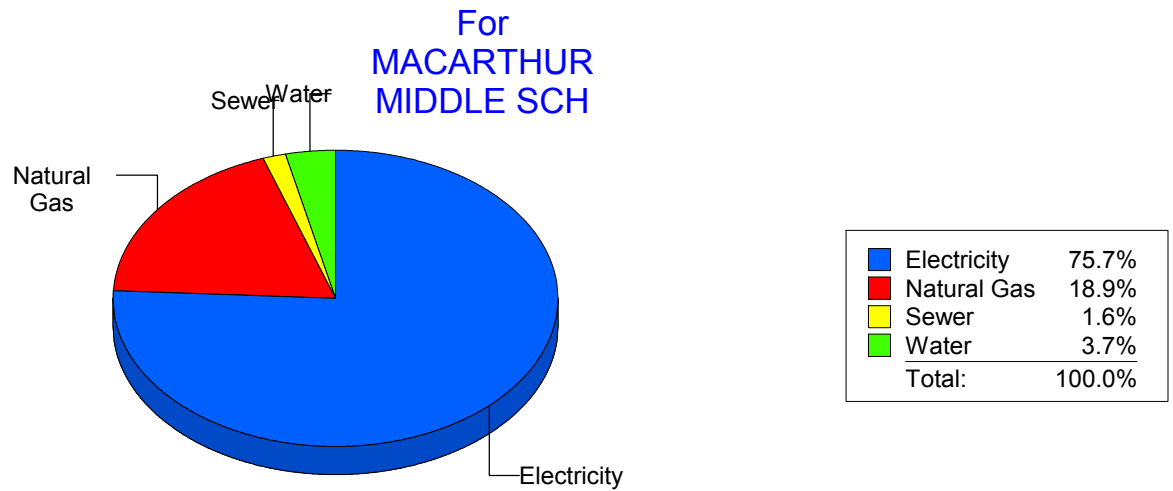
Energy CAP

Cost Avoidance Program

Cost Summary Graph

Grouped by Energy Type

Energy Type	Use	Units	Meter Cost	Special Charges	Total Cost	Avg Unit Cost	% of Total Cost
Site: MACARTHUR MIDDLE SCH - MACARTHUR MIDDLE SCH							
Electricity	124,240	KWH	\$14,824.21	\$0.00	\$14,824.21	0.1193	75.75%
Natural Gas	6,004	CCF	\$3,700.93	\$0.00	\$3,700.93	0.6164	18.91%
Water	254	CCF	\$726.56	\$0.00	\$726.56	2.8605	3.71%
Sewer	123	CCF	\$318.57	\$0.00	\$318.57	2.5900	1.63%
Total Cost:			\$19,570.27	\$0.00	\$19,570.27		



Filters: Billing Period Equal To 201305 All Meter Codes All Group Names

elpaso

Energy CAP

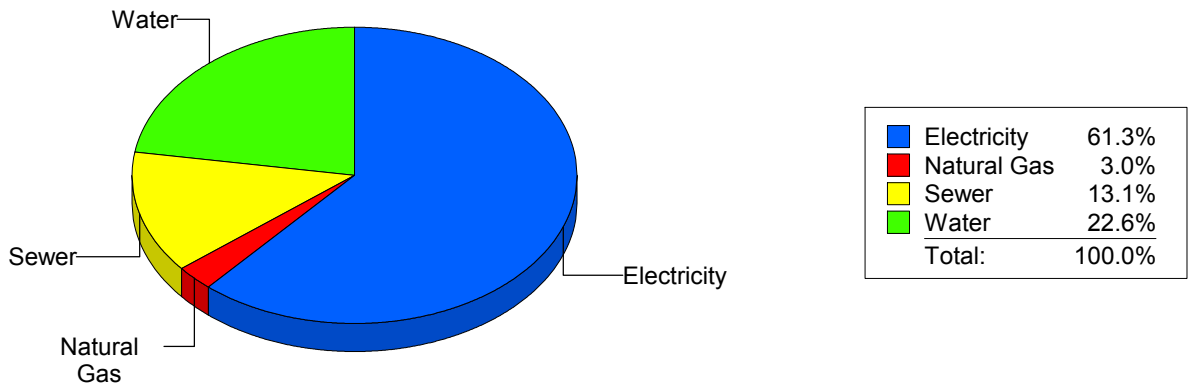
Cost Avoidance Program

Cost Summary Graph

Grouped by Energy Type

Energy Type	Use	Units	Meter Cost	Special Charges	Total Cost	Avg Unit Cost	% of Total Cost
Site: MAGOFFIN MIDDLE SCHO - MAGOFFIN MIDDLE SCHO							
Electricity	23,065	KWH	\$2,681.88	\$0.00	\$2,681.88	0.1163	61.33%
Natural Gas	156	CCF	\$129.39	\$0.00	\$129.39	0.8294	2.96%
Water	314	CCF	\$989.79	\$0.00	\$989.79	3.1522	22.64%
Sewer	248	CCF	\$571.47	\$0.00	\$571.47	2.3043	13.07%
Total Cost:			\$4,372.53	\$0.00	\$4,372.53		

For MAGOFFIN MIDDLE SCHO



Filters: Billing Period Equal To 201305All Meter CodesAll Group Names

el Paso

Energy CAP

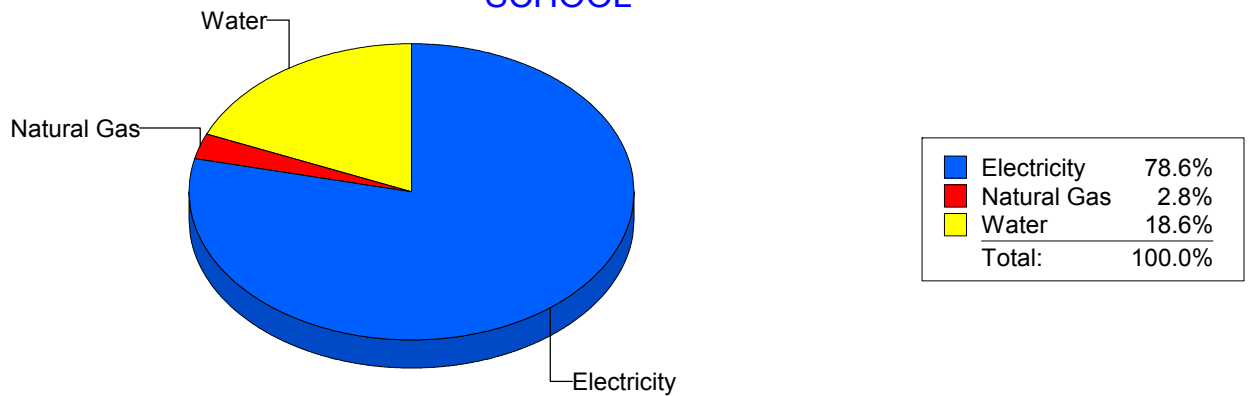
Cost Avoidance Program

Cost Summary Graph

Grouped by Energy Type

Energy Type	Use	Units	Meter Cost	Special Charges	Total Cost	Avg Unit Cost	% of Total Cost
Site: MAGOFFINMIDDLESCHOOLN047 - MAGOFFIN NEW MIDDLE SCHOOL							
Electricity	130,800	KWH	\$13,692.19	\$0.00	\$13,692.19	0.1047	78.61%
Natural Gas	724	CCF	\$485.50	\$0.00	\$485.50	0.6706	2.79%
Water	817	CCF	\$3,239.41	\$0.00	\$3,239.41	3.9650	18.60%
Total Cost:			\$17,417.10	\$0.00	\$17,417.10		

For MAGOFFIN
NEW MIDDLE
SCHOOL



Filters: Billing Period Equal To 201305All Meter CodesAll Group Names

elpaso

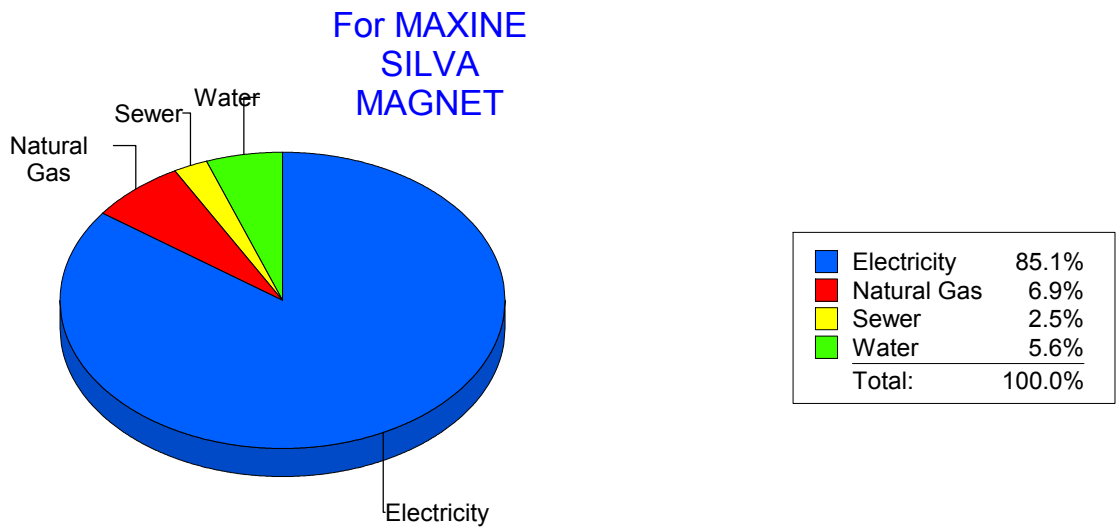
Energy CAP

Cost Avoidance Program

Cost Summary Graph

Grouped by Energy Type

Energy Type	Use	Units	Meter Cost	Special Charges	Total Cost	Avg Unit Cost	% of Total Cost
Site: MAXINE SILVA MAGNET - MAXINE SILVA MAGNET							
Electricity	77,100	KWH	\$9,081.64	\$0.00	\$9,081.64	0.1178	85.08%
Natural Gas	1,129	CCF	\$734.48	\$0.00	\$734.48	0.6506	6.88%
Water	198	CCF	\$595.07	\$0.00	\$595.07	3.0054	5.57%
Sewer	83	CCF	\$263.37	\$0.00	\$263.37	3.1731	2.47%
Total Cost:			\$10,674.56	\$0.00	\$10,674.56		



Filters: Billing Period Equal To 201305 All Meter Codes All Group Names

elpaso

Energy CAP

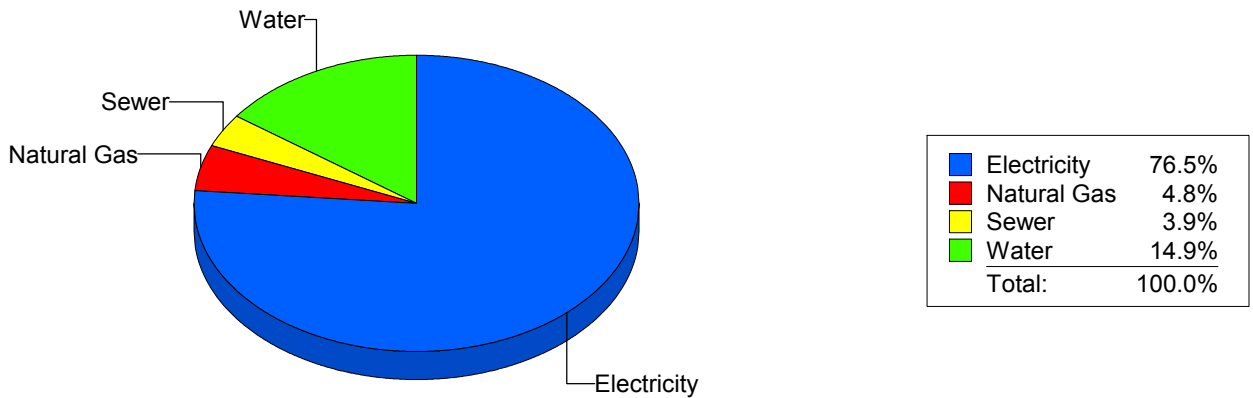
Cost Avoidance Program

Cost Summary Graph

Grouped by Energy Type

Energy Type	Use	Units	Meter Cost	Special Charges	Total Cost	Avg Unit Cost	% of Total Cost
Site: MESITA ELEMENTARY - MESITA ELEMENTARY							
Electricity	104,640	KWH	\$13,645.20	\$0.00	\$13,645.20	0.1304	76.48%
Natural Gas	1,260	CCF	\$852.44	\$0.00	\$852.44	0.6765	4.78%
Water	938	CCF	\$2,652.84	\$0.00	\$2,652.84	2.8282	14.87%
Sewer	335	CCF	\$691.53	\$0.00	\$691.53	2.0643	3.88%
Total Cost:			\$17,842.01	\$0.00	\$17,842.01		

For MESITA ELEMENTARY



Filters: Billing Period Equal To 201305 All Meter Codes All Group Names

el Paso

Energy CAP

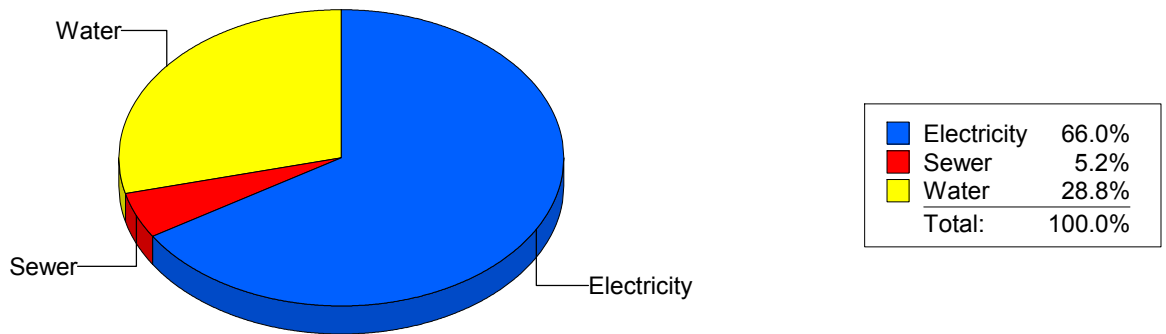
Cost Avoidance Program

Cost Summary Graph

Grouped by Energy Type

Energy Type	Use	Units	Meter Cost	Special Charges	Total Cost	Avg Unit Cost	% of Total Cost
Site: MILAM ELEMENTARY - MILAM ELEMENTARY							
Electricity	23,160	KWH	\$2,833.95	\$0.00	\$2,833.95	0.1224	66.03%
Water	290	CCF	\$1,234.39	\$0.00	\$1,234.39	4.2565	28.76%
Sewer	54	CCF	\$223.35	\$0.00	\$223.35	4.1361	5.20%
Total Cost:			\$4,291.69	\$0.00	\$4,291.69		

For MILAM ELEMENTARY



Filters: Billing Period Equal To 201305All Meter CodesAll Group Names

elpaso

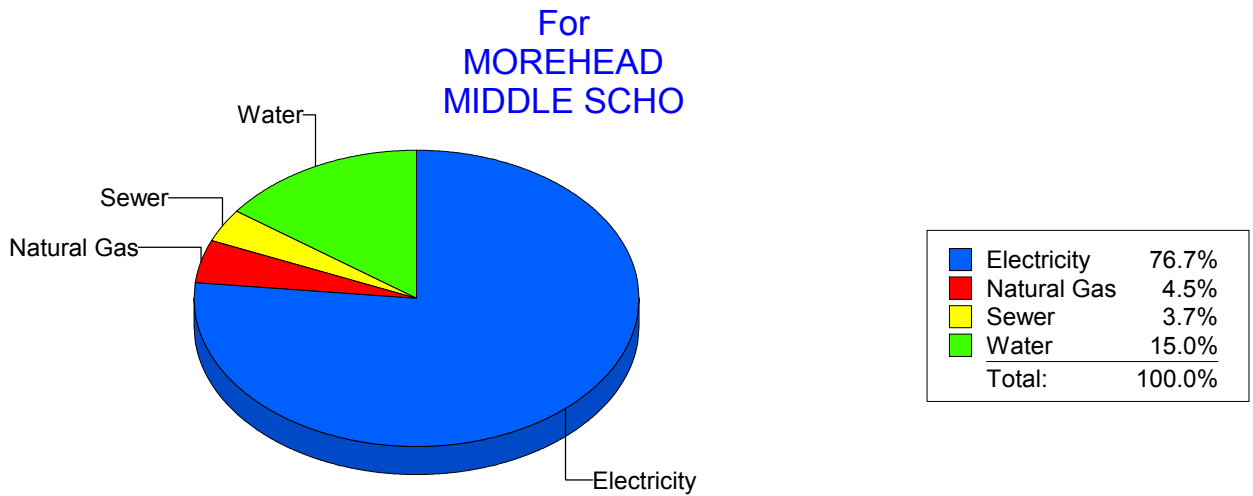
Energy CAP

Cost Avoidance Program

Cost Summary Graph

Grouped by Energy Type

Energy Type	Use	Units	Meter Cost	Special Charges	Total Cost	Avg Unit Cost	% of Total Cost
Site: MOREHEAD MIDDLE SCHO - MOREHEAD MIDDLE SCHO							
Electricity	99,418	KWH	\$11,196.04	\$0.00	\$11,196.04	0.1126	76.72%
Natural Gas	1,012	CCF	\$662.55	\$0.00	\$662.55	0.6547	4.54%
Water	1,139	CCF	\$2,191.89	\$0.00	\$2,191.89	1.9244	15.02%
Sewer	227	CCF	\$542.49	\$0.00	\$542.49	2.3898	3.72%
Total Cost:			\$14,592.97	\$0.00	\$14,592.97		



Filters: Billing Period Equal To 201305All Meter CodesAll Group Names

elpaso

Energy CAP

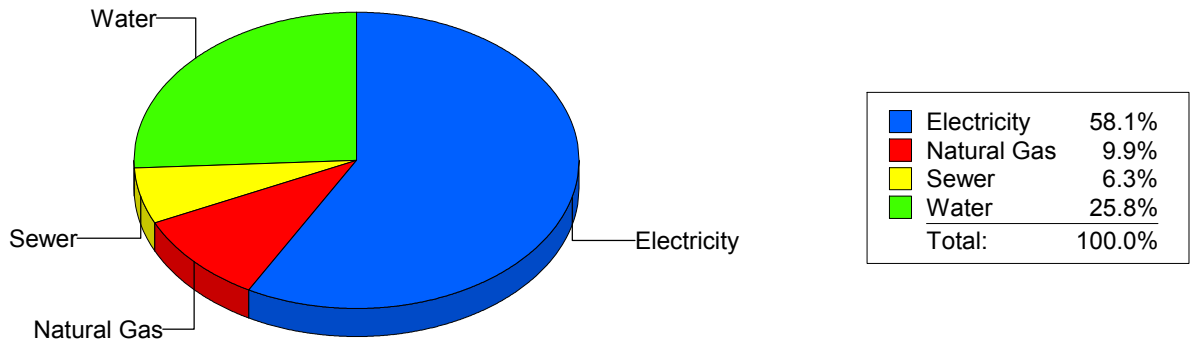
Cost Avoidance Program

Cost Summary Graph

Grouped by Energy Type

Energy Type	Use	Units	Meter Cost	Special Charges	Total Cost	Avg Unit Cost	% of Total Cost
Site: NEWMAN ELEMENTARY - NEWMAN ELEMENTARY							
Electricity	30,679	KWH	\$4,025.96	\$0.00	\$4,025.96	0.1312	58.11%
Natural Gas	914	CCF	\$683.82	\$0.00	\$683.82	0.7482	9.87%
Water	650	CCF	\$1,784.72	\$0.00	\$1,784.72	2.7457	25.76%
Sewer	227	CCF	\$434.09	\$0.00	\$434.09	1.9123	6.27%
Total Cost:			\$6,928.59	\$0.00	\$6,928.59		

For NEWMAN ELEMENTARY



Filters: Billing Period Equal To 201305All Meter CodesAll Group Names

elpaso

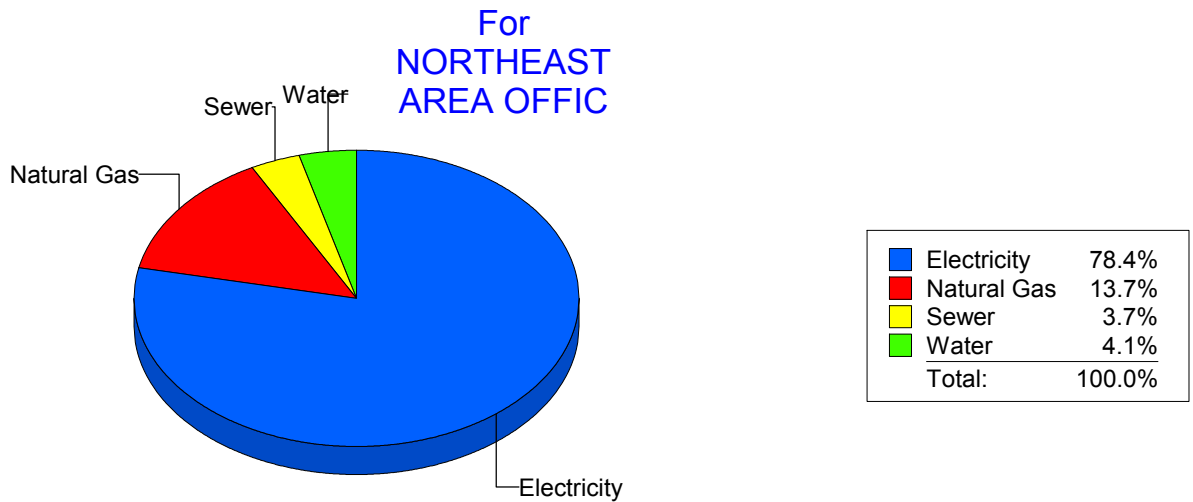
Energy CAP

Cost Avoidance Program

Cost Summary Graph

Grouped by Energy Type

Energy Type	Use	Units	Meter Cost	Special Charges	Total Cost	Avg Unit Cost	% of Total Cost
Site: NORTHEAST AREA OFFIC - NORTHEAST AREA OFFIC							
Electricity	8,320	KWH	\$1,149.43	\$0.00	\$1,149.43	0.1382	78.43%
Natural Gas	65	CCF	\$200.99	\$0.00	\$200.99	3.0922	13.71%
Water	9	CCF	\$60.32	\$0.00	\$60.32	6.7022	4.12%
Sewer	8	CCF	\$54.76	\$0.00	\$54.76	6.8450	3.74%
Total Cost:			\$1,465.50	\$0.00	\$1,465.50		



Filters: Billing Period Equal To 201305All Meter CodesAll Group Names

el paso

Energy CAP

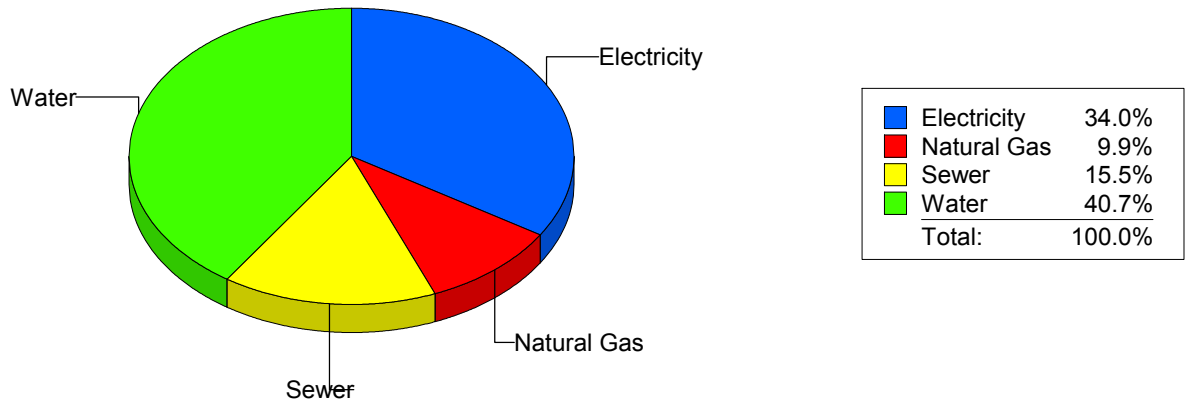
Cost Avoidance Program

Cost Summary Graph

Grouped by Energy Type

Energy Type	Use	Units	Meter Cost	Special Charges	Total Cost	Avg Unit Cost	% of Total Cost
Site: NORTHEAST AREA TRANS - NORTHEAST AREA TRANS							
Electricity	6,292	KWH	\$636.97	\$0.00	\$636.97	0.1012	33.95%
Natural Gas	185	CCF	\$185.77	\$0.00	\$185.77	1.0042	9.90%
Water	172	CCF	\$763.24	\$0.00	\$763.24	4.4374	40.69%
Sewer	44	CCF	\$289.95	\$0.00	\$289.95	6.5898	15.46%
Total Cost:			\$1,875.93	\$0.00	\$1,875.93		

For
NORTHEAST
AREA TRANS



Filters: Billing Period Equal To 201305All Meter CodesAll Group Names

elpaso

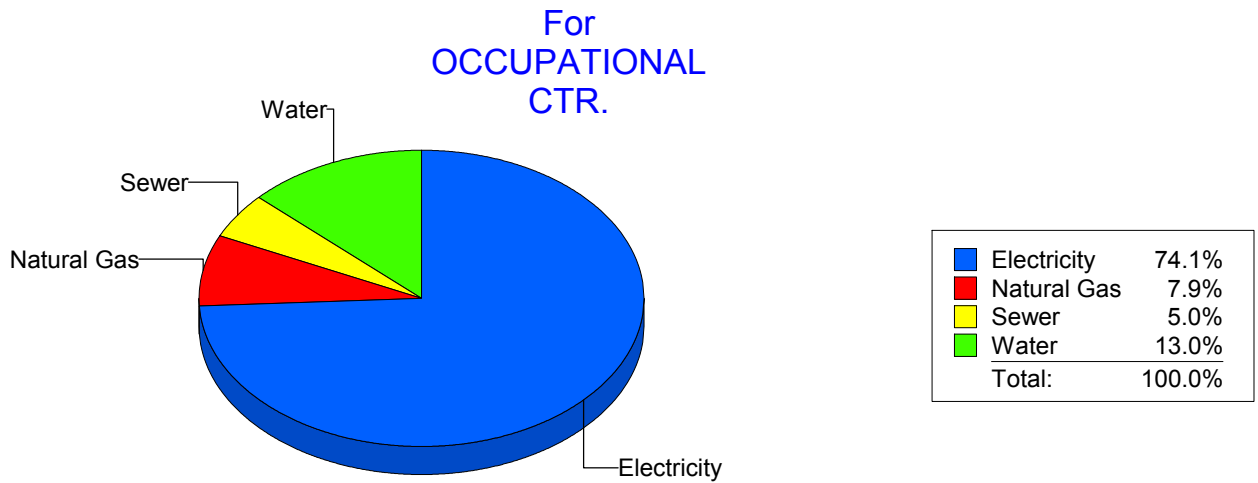
Energy CAP

Cost Avoidance Program

Cost Summary Graph

Grouped by Energy Type

Energy Type	Use	Units	Meter Cost	Special Charges	Total Cost	Avg Unit Cost	% of Total Cost
Site: OCCUPATIONAL CTR. - OCCUPATIONAL CTR.							
Electricity	6,400	KWH	\$873.06	\$0.00	\$873.06	0.1364	74.07%
Natural Gas	100	CCF	\$93.69	\$0.00	\$93.69	0.9369	7.95%
Water	20	CCF	\$152.93	\$0.00	\$152.93	7.6465	12.97%
Sewer	4	CCF	\$59.03	\$0.00	\$59.03	14.7575	5.01%
Total Cost:			\$1,178.71	\$0.00	\$1,178.71		



Filters: Billing Period Equal To 201305All Meter CodesAll Group Names

el Paso

Energy CAP

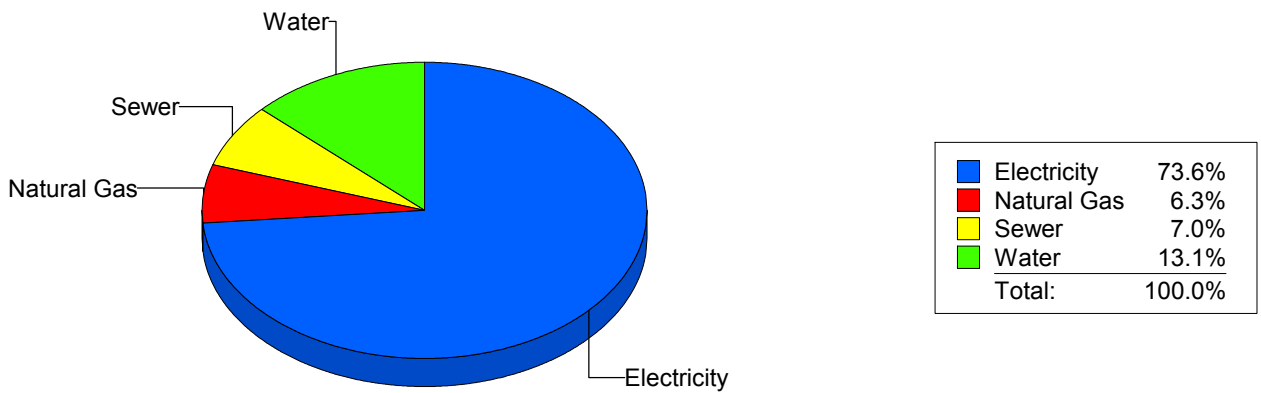
Cost Avoidance Program

Cost Summary Graph

Grouped by Energy Type

Energy Type	Use	Units	Meter Cost	Special Charges	Total Cost	Avg Unit Cost	% of Total Cost
Site: PARK ELEMENTARY - PARK ELEMENTARY							
Electricity	31,627	KWH	\$4,579.47	\$0.00	\$4,579.47	0.1448	73.60%
Natural Gas	512	CCF	\$391.63	\$0.00	\$391.63	0.7649	6.29%
Water	302	CCF	\$813.46	\$0.00	\$813.46	2.6936	13.07%
Sewer	181	CCF	\$437.93	\$0.00	\$437.93	2.4195	7.04%
Total Cost:			\$6,222.49	\$0.00	\$6,222.49		

For PARK ELEMENTARY



Filters: Billing Period Equal To 201305 All Meter Codes All Group Names

elpaso

Energy CAP

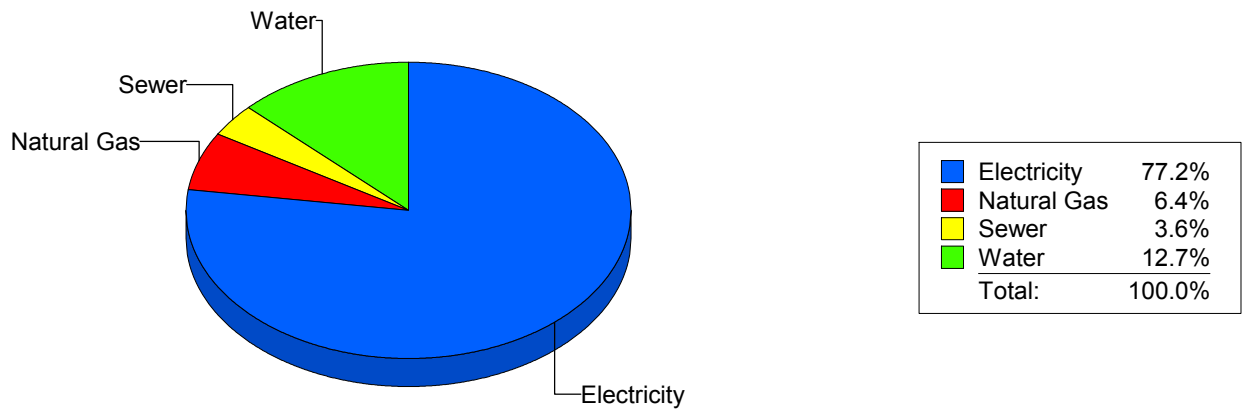
Cost Avoidance Program

Cost Summary Graph

Grouped by Energy Type

Energy Type	Use	Units	Meter Cost	Special Charges	Total Cost	Avg Unit Cost	% of Total Cost
Site: PAUL MORENO - PAUL MORENO							
Electricity	60,300	KWH	\$8,279.40	\$0.00	\$8,279.40	0.1373	77.23%
Natural Gas	987	CCF	\$688.99	\$0.00	\$688.99	0.6981	6.43%
Water	331	CCF	\$1,365.00	\$0.00	\$1,365.00	4.1239	12.73%
Sewer	134	CCF	\$387.26	\$0.00	\$387.26	2.8900	3.61%
Total Cost:			\$10,720.65	\$0.00	\$10,720.65		

For PAUL MORENO



Filters: Billing Period Equal To 201305All Meter CodesAll Group Names

el paso

Energy CAP

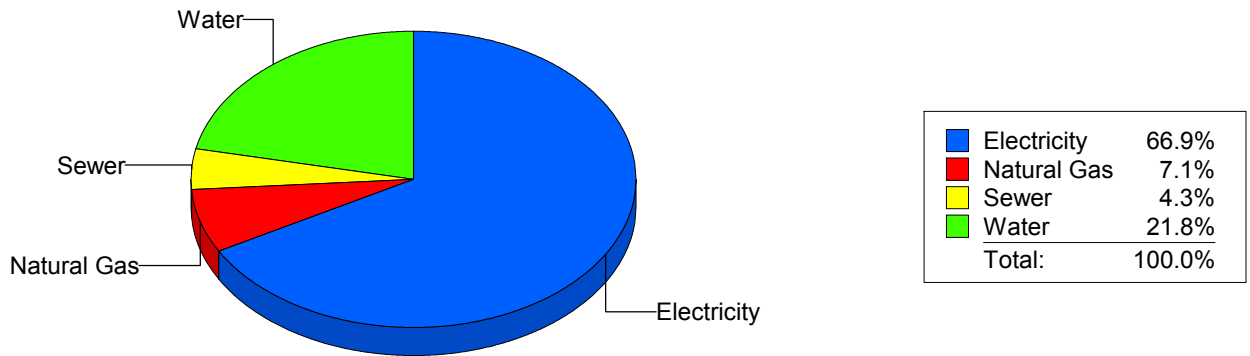
Cost Avoidance Program

Cost Summary Graph

Grouped by Energy Type

Energy Type	Use	Units	Meter Cost	Special Charges	Total Cost	Avg Unit Cost	% of Total Cost
Site: POLK ELEMENTARY - POLK ELEMENTARY							
Electricity	33,800	KWH	\$4,350.38	\$0.00	\$4,350.38	0.1287	66.91%
Natural Gas	628	CCF	\$459.22	\$0.00	\$459.22	0.7312	7.06%
Water	383	CCF	\$1,414.98	\$0.00	\$1,414.98	3.6945	21.76%
Sewer	93	CCF	\$277.17	\$0.00	\$277.17	2.9803	4.26%
Total Cost:			\$6,501.75	\$0.00	\$6,501.75		

For POLK ELEMENTARY



Filters: Billing Period Equal To 201305All Meter CodesAll Group Names

elpaso

Energy CAP

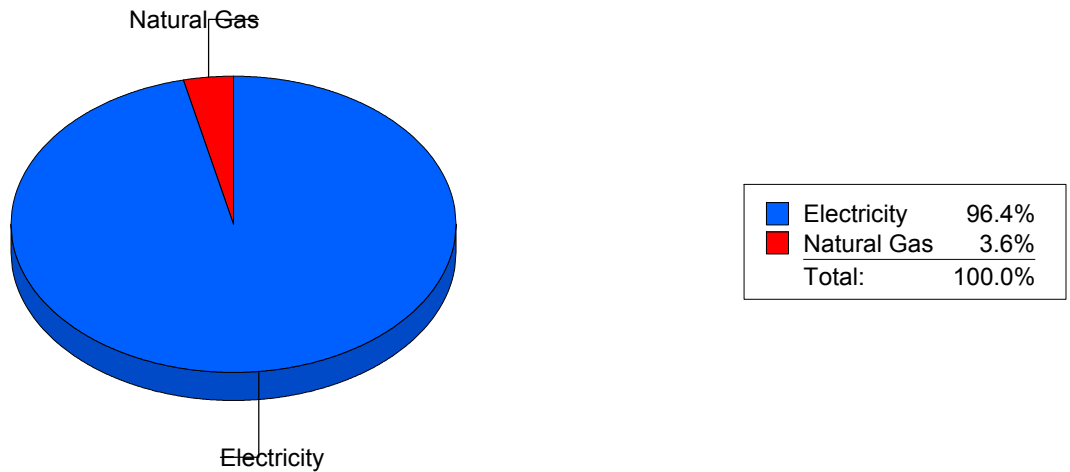
Cost Avoidance Program

Cost Summary Graph

Grouped by Energy Type

Energy Type	Use	Units	Meter Cost	Special Charges	Total Cost	Avg Unit Cost	% of Total Cost
Site: POWELL - POWELL							
Electricity	61,920	KWH	\$9,226.43	\$0.00	\$9,226.43	0.1490	96.41%
Natural Gas	494	CCF	\$343.98	\$0.00	\$343.98	0.6963	3.59%
Total Cost:			\$9,570.41	\$0.00	\$9,570.41		

For POWELL



Filters: Billing Period Equal To 201305All Meter CodesAll Group Names

elpaso

Energy CAP

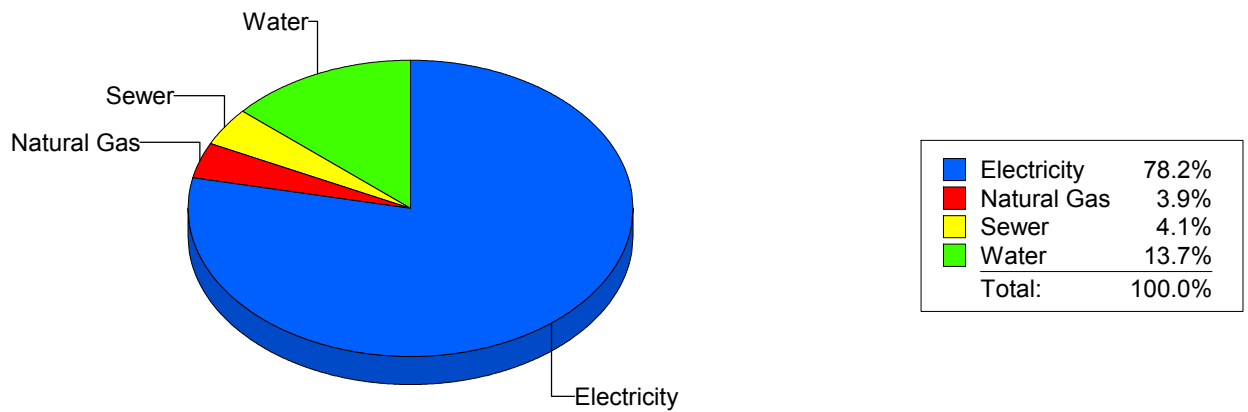
Cost Avoidance Program

Cost Summary Graph

Grouped by Energy Type

Energy Type	Use	Units	Meter Cost	Special Charges	Total Cost	Avg Unit Cost	% of Total Cost
Site: PUTNAM ELEMENTARY - PUTNAM ELEMENTARY							
Electricity	33,204	KWH	\$4,543.87	\$0.00	\$4,543.87	0.1368	78.23%
Natural Gas	247	CCF	\$228.65	\$0.00	\$228.65	0.9257	3.94%
Water	304	CCF	\$798.43	\$0.00	\$798.43	2.6264	13.75%
Sewer	115	CCF	\$237.35	\$0.00	\$237.35	2.0639	4.09%
Total Cost:			\$5,808.30	\$0.00	\$5,808.30		

For PUTNAM ELEMENTARY



Filters: Billing Period Equal To 201305All Meter CodesAll Group Names

elpaso

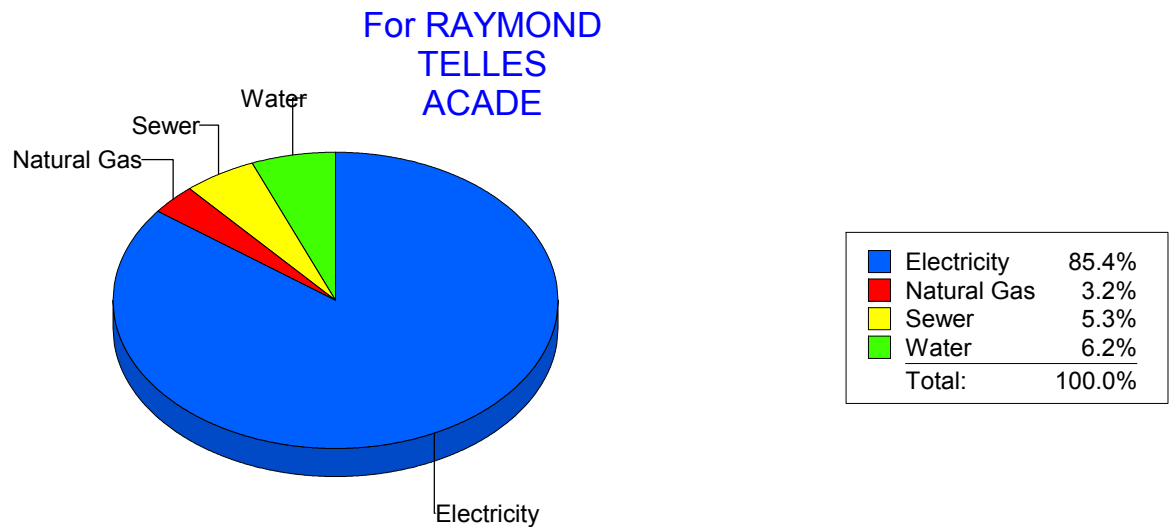
Energy CAP

Cost Avoidance Program

Cost Summary Graph

Grouped by Energy Type

Energy Type	Use	Units	Meter Cost	Special Charges	Total Cost	Avg Unit Cost	% of Total Cost
Site: RAYMOND TELLES ACADE - RAYMOND TELLES ACADE							
Electricity	43,200	KWH	\$5,229.79	\$0.00	\$5,229.79	0.1211	85.38%
Natural Gas	258	CCF	\$194.06	\$0.00	\$194.06	0.7522	3.17%
Water	141	CCF	\$378.95	\$0.00	\$378.95	2.6876	6.19%
Sewer	126	CCF	\$322.71	\$0.00	\$322.71	2.5612	5.27%
Total Cost:			\$6,125.51	\$0.00	\$6,125.51		



Filters: Billing Period Equal To 201305All Meter CodesAll Group Names

elpaso

Energy CAP

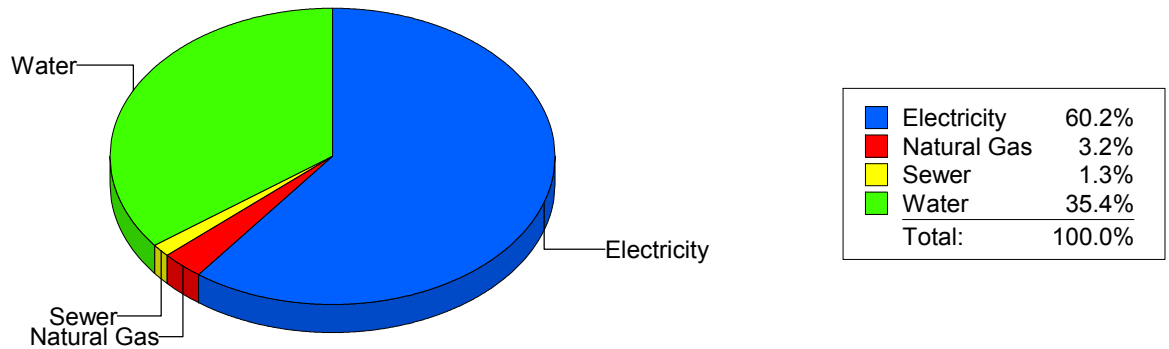
Cost Avoidance Program

Cost Summary Graph

Grouped by Energy Type

Energy Type	Use	Units	Meter Cost	Special Charges	Total Cost	Avg Unit Cost	% of Total Cost
Site: RICHARDSON MIDDLE - RICHARDSON MIDDLE							
Electricity	108,300	KWH	\$13,206.67	\$0.00	\$13,206.67	0.1219	60.16%
Natural Gas	1,084	CCF	\$706.82	\$0.00	\$706.82	0.6520	3.22%
Water	1,546	CCF	\$7,763.15	\$0.00	\$7,763.15	5.0214	35.36%
Sewer	93	CCF	\$277.17	\$0.00	\$277.17	2.9803	1.26%
Total Cost:			\$21,953.81	\$0.00	\$21,953.81		

For
RICHARDSON
MIDDLE



Filters: Billing Period Equal To 201305All Meter CodesAll Group Names

elpaso

Energy CAP

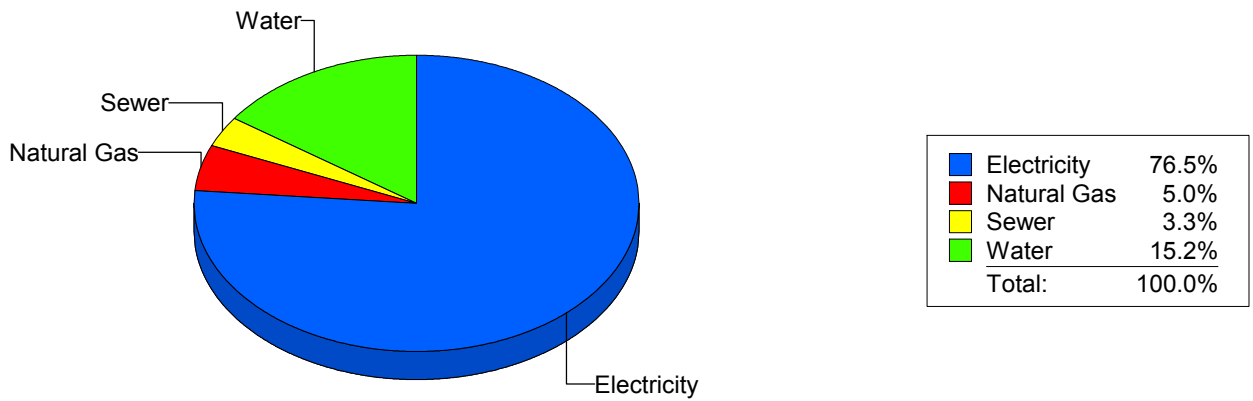
Cost Avoidance Program

Cost Summary Graph

Grouped by Energy Type

Energy Type	Use	Units	Meter Cost	Special Charges	Total Cost	Avg Unit Cost	% of Total Cost
Site: RIVERA ELEMENTARY - RIVERA ELEMENTARY							
Electricity	63,120	KWH	\$8,619.46	\$0.00	\$8,619.46	0.1366	76.49%
Natural Gas	852	CCF	\$564.20	\$0.00	\$564.20	0.6622	5.01%
Water	554	CCF	\$1,718.20	\$0.00	\$1,718.20	3.1014	15.25%
Sewer	158	CCF	\$366.87	\$0.00	\$366.87	2.3220	3.26%
Total Cost:			\$11,268.73	\$0.00	\$11,268.73		

For RIVERA ELEMENTARY



Filters: Billing Period Equal To 201305All Meter CodesAll Group Names

elpaso

Energy CAP

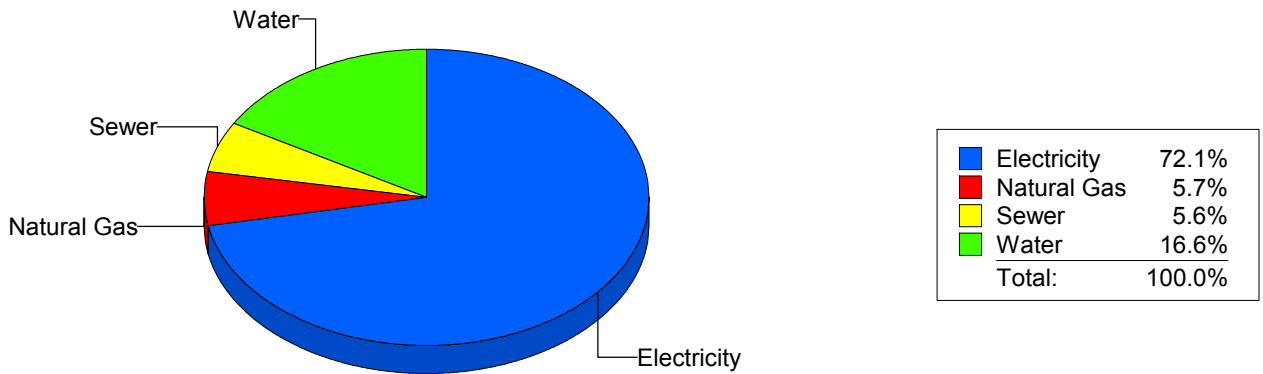
Cost Avoidance Program

Cost Summary Graph

Grouped by Energy Type

Energy Type	Use	Units	Meter Cost	Special Charges	Total Cost	Avg Unit Cost	% of Total Cost
Site: ROBERTS ELEMENTARY - ROBERTS ELEMENTARY							
Electricity	45,042	KWH	\$5,298.48	\$0.00	\$5,298.48	0.1176	72.07%
Natural Gas	549	CCF	\$418.75	\$0.00	\$418.75	0.7628	5.70%
Water	464	CCF	\$1,223.69	\$0.00	\$1,223.69	2.6373	16.64%
Sewer	182	CCF	\$410.92	\$0.00	\$410.92	2.2578	5.59%
Total Cost:			\$7,351.84	\$0.00	\$7,351.84		

For ROBERTS ELEMENTARY



Filters: Billing Period Equal To 201305 All Meter Codes All Group Names

elpaso

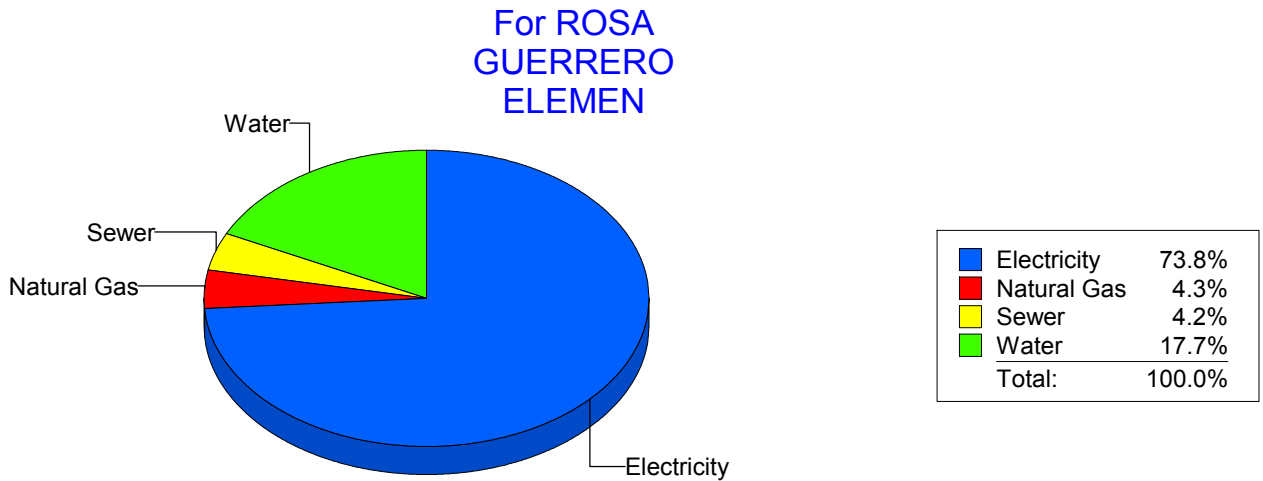
Energy CAP

Cost Avoidance Program

Cost Summary Graph

Grouped by Energy Type

Energy Type	Use	Units	Meter Cost	Special Charges	Total Cost	Avg Unit Cost	% of Total Cost
Site: ROSA GUERRERO ELEMEN - ROSA GUERRERO ELEMEN							
Electricity	44,660	KWH	\$6,594.65	\$0.00	\$6,594.65	0.1477	73.82%
Natural Gas	493	CCF	\$384.73	\$0.00	\$384.73	0.7804	4.31%
Water	657	CCF	\$1,578.19	\$0.00	\$1,578.19	2.4021	17.67%
Sewer	116	CCF	\$376.23	\$0.00	\$376.23	3.2434	4.21%
Total Cost:			\$8,933.80	\$0.00	\$8,933.80		



Filters: Billing Period Equal To 201305All Meter CodesAll Group Names

el Paso

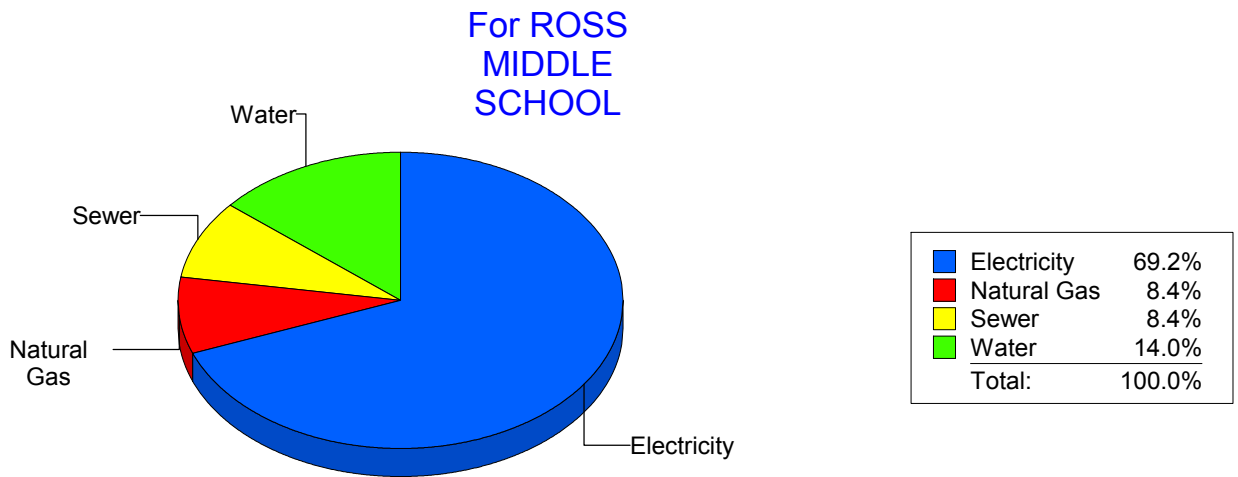
Energy CAP

Cost Avoidance Program

Cost Summary Graph

Grouped by Energy Type

Energy Type	Use	Units	Meter Cost	Special Charges	Total Cost	Avg Unit Cost	% of Total Cost
Site: ROSS MIDDLE SCHOOL - ROSS MIDDLE SCHOOL							
Electricity	64,530	KWH	\$8,715.11	\$0.00	\$8,715.11	0.1351	69.18%
Natural Gas	1,650	CCF	\$1,054.79	\$0.00	\$1,054.79	0.6393	8.37%
Water	1,045	CCF	\$1,765.59	\$0.00	\$1,765.59	1.6896	14.01%
Sewer	662	CCF	\$1,062.39	\$0.00	\$1,062.39	1.6048	8.43%
Total Cost:			\$12,597.88	\$0.00	\$12,597.88		



Filters: Billing Period Equal To 201305All Meter CodesAll Group Names

elpaso

Energy CAP

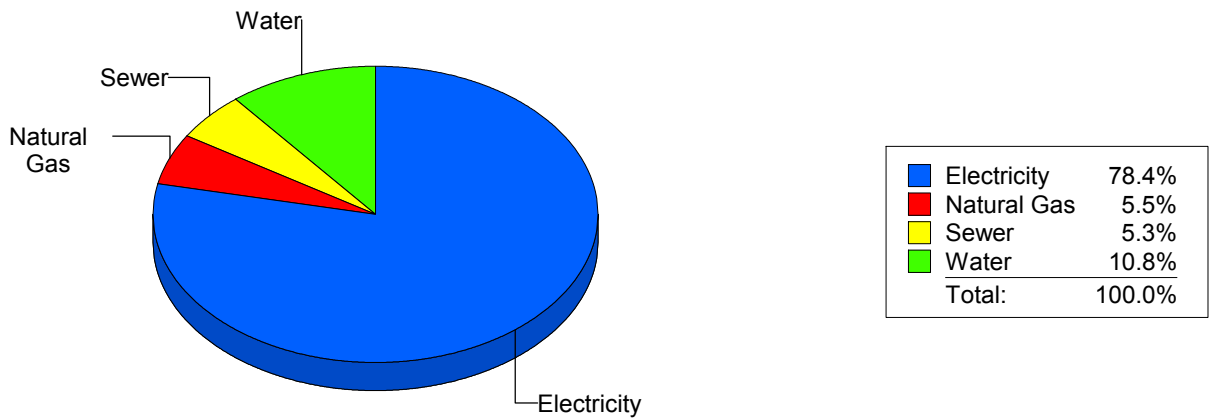
Cost Avoidance Program

Cost Summary Graph

Grouped by Energy Type

Energy Type	Use	Units	Meter Cost	Special Charges	Total Cost	Avg Unit Cost	% of Total Cost
Site: RUSK ELEMENTARY - RUSK ELEMENTARY							
Electricity	30,026	KWH	\$3,969.14	\$0.00	\$3,969.14	0.1322	78.45%
Natural Gas	265	CCF	\$278.41	\$0.00	\$278.41	1.0506	5.50%
Water	188	CCF	\$546.31	\$0.00	\$546.31	2.9059	10.80%
Sewer	87	CCF	\$265.63	\$0.00	\$265.63	3.0532	5.25%
Total Cost:			\$5,059.49	\$0.00	\$5,059.49		

For RUSK ELEMENTARY



Filters: Billing Period Equal To 201305 All Meter Codes All Group Names

elpaso

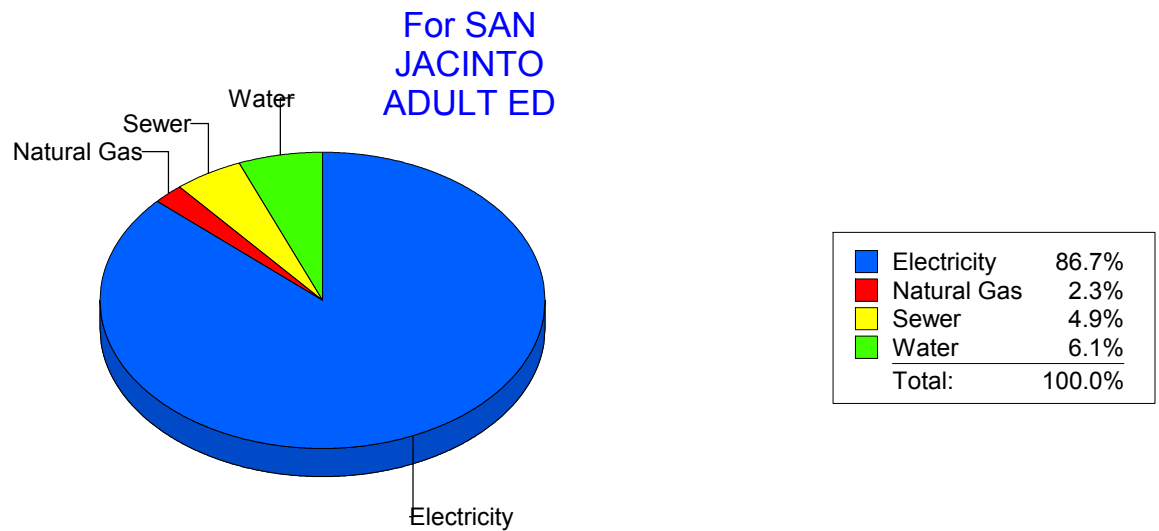
Energy CAP

Cost Avoidance Program

Cost Summary Graph

Grouped by Energy Type

Energy Type	Use	Units	Meter Cost	Special Charges	Total Cost	Avg Unit Cost	% of Total Cost
Site: SAN JACINTO ADULT ED - SAN JACINTO ADULT ED							
Electricity	12,000	KWH	\$1,979.74	\$0.00	\$1,979.74	0.1650	86.69%
Natural Gas	19	CCF	\$51.72	\$0.00	\$51.72	2.7221	2.26%
Water	46	CCF	\$139.49	\$0.00	\$139.49	3.0324	6.11%
Sewer	33	CCF	\$112.86	\$0.00	\$112.86	3.4200	4.94%
Total Cost:			\$2,283.81	\$0.00	\$2,283.81		



Filters: Billing Period Equal To 201305All Meter CodesAll Group Names

elpaso

Energy CAP

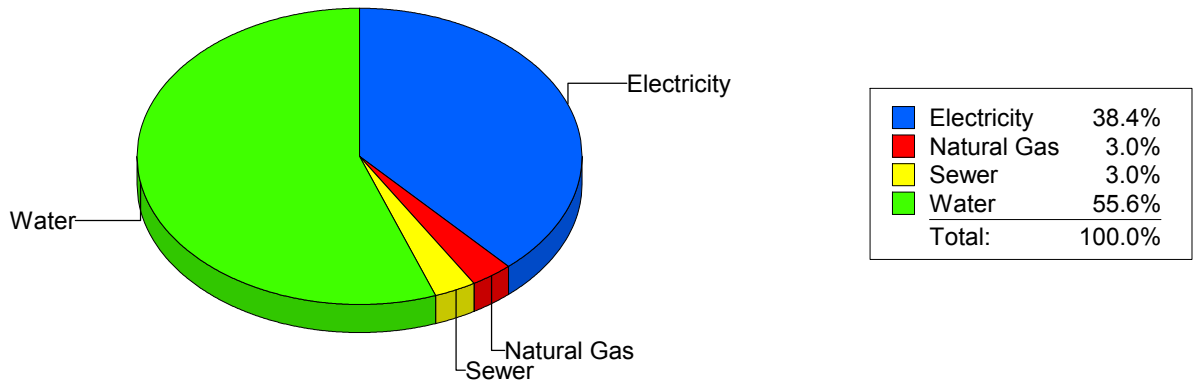
Cost Avoidance Program

Cost Summary Graph

Grouped by Energy Type

Energy Type	Use	Units	Meter Cost	Special Charges	Total Cost	Avg Unit Cost	% of Total Cost
Site: SCHUSTER ELEMENTARY - SCHUSTER ELEMENTARY							
Electricity	19,632	KWH	\$2,316.12	\$0.00	\$2,316.12	0.1180	38.43%
Natural Gas	233	CCF	\$178.19	\$0.00	\$178.19	0.7648	2.96%
Water	747	CCF	\$3,351.46	\$0.00	\$3,351.46	4.4866	55.61%
Sewer	82	CCF	\$180.48	\$0.00	\$180.48	2.2010	2.99%
Total Cost:			\$6,026.25	\$0.00	\$6,026.25		

For
SCHUSTER
ELEMENTARY



Filters: Billing Period Equal To 201305All Meter CodesAll Group Names

elpaso

Energy CAP

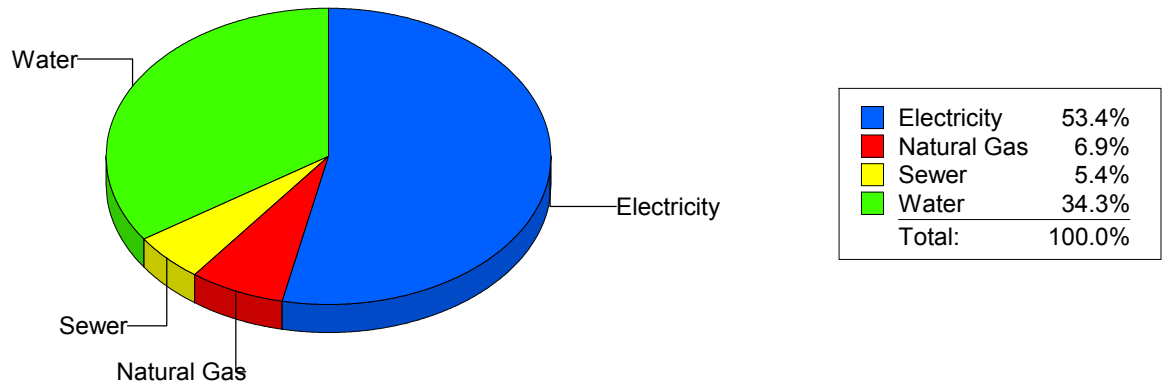
Cost Avoidance Program

Cost Summary Graph

Grouped by Energy Type

Energy Type	Use	Units	Meter Cost	Special Charges	Total Cost	Avg Unit Cost	% of Total Cost
Site: STANTON ELEMENTARY - STANTON ELEMENTARY							
Electricity	28,912	KWH	\$3,975.89	\$0.00	\$3,975.89	0.1375	53.42%
Natural Gas	697	CCF	\$510.43	\$0.00	\$510.43	0.7323	6.86%
Water	769	CCF	\$2,555.45	\$0.00	\$2,555.45	3.3231	34.33%
Sewer	203	CCF	\$400.97	\$0.00	\$400.97	1.9752	5.39%
Total Cost:			\$7,442.74	\$0.00	\$7,442.74		

For STANTON
ELEMENTARY



Filters: Billing Period Equal To 201305All Meter CodesAll Group Names

elpaso

Energy CAP

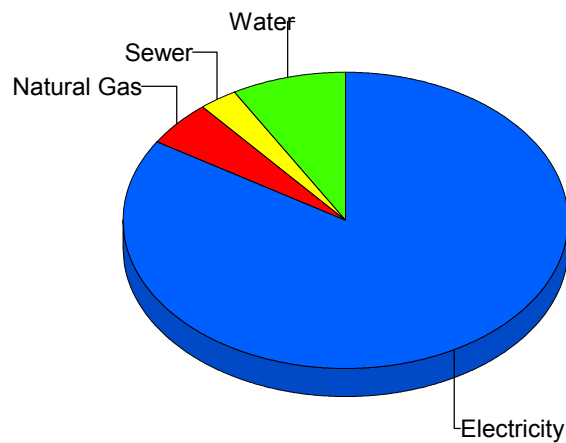
Cost Avoidance Program

Cost Summary Graph

Grouped by Energy Type

Energy Type	Use	Units	Meter Cost	Special Charges	Total Cost	Avg Unit Cost	% of Total Cost
Site: SUNSET HIGH - SUNSET HIGH							
Electricity	22,280	KWH	\$2,667.12	\$0.00	\$2,667.12	0.1197	83.80%
Natural Gas	201	CCF	\$157.53	\$0.00	\$157.53	0.7837	4.95%
Water	64	CCF	\$267.21	\$0.00	\$267.21	4.1752	8.40%
Sewer	17	CCF	\$90.78	\$0.00	\$90.78	5.3400	2.85%
Total Cost:			\$3,182.64	\$0.00	\$3,182.64		

For SUNSET HIGH



Electricity	83.8%
Natural Gas	4.9%
Sewer	2.9%
Water	8.4%
Total:	100.0%

Filters: Billing Period Equal To 201305All Meter CodesAll Group Names

el paso

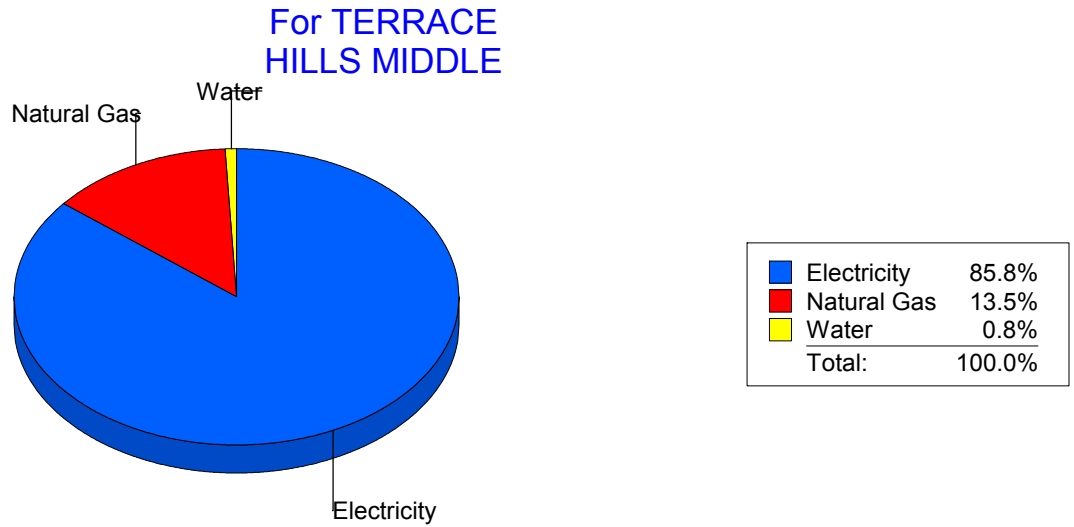
Energy CAP

Cost Avoidance Program

Cost Summary Graph

Grouped by Energy Type

Energy Type	Use	Units	Meter Cost	Special Charges	Total Cost	Avg Unit Cost	% of Total Cost
Site: TERRACE HILLS MIDDLE - TERRACE HILLS MIDDLE							
Electricity	36,300	KWH	\$4,414.02	\$0.00	\$4,414.02	0.1216	85.77%
Natural Gas	1,003	CCF	\$693.25	\$0.00	\$693.25	0.6912	13.47%
Water	0	CCF	\$39.32	\$0.00	\$39.32	0.0000	0.76%
Total Cost:			\$5,146.59	\$0.00	\$5,146.59		



Filters: Billing Period Equal To 201305All Meter CodesAll Group Names

el Paso

Energy CAP

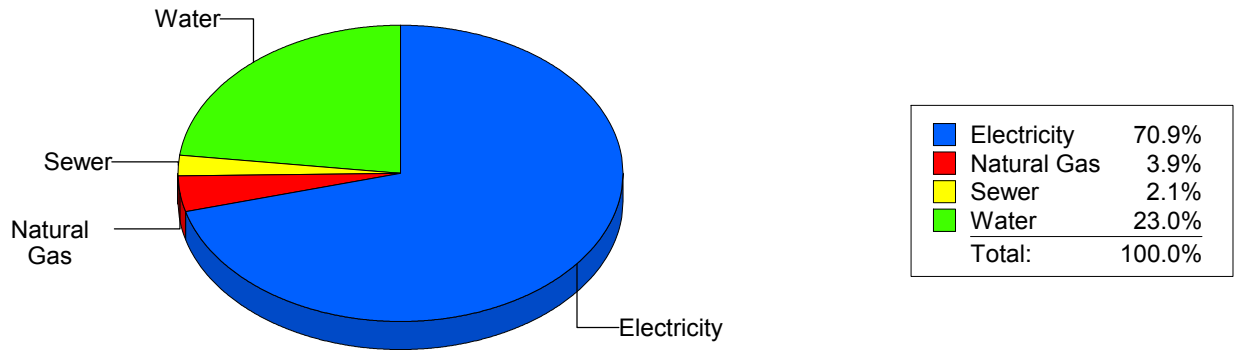
Cost Avoidance Program

Cost Summary Graph

Grouped by Energy Type

Energy Type	Use	Units	Meter Cost	Special Charges	Total Cost	Avg Unit Cost	% of Total Cost
Site: TIPPIN - TIPPIN ELEMENTARY							
Electricity	89,400	KWH	\$10,636.78	\$0.00	\$10,636.78	0.1190	70.94%
Natural Gas	883	CCF	\$583.24	\$0.00	\$583.24	0.6605	3.89%
Water	731	CCF	\$3,453.86	\$0.00	\$3,453.86	4.7248	23.04%
Sewer	124	CCF	\$319.95	\$0.00	\$319.95	2.5802	2.13%
Total Cost:			\$14,993.83	\$0.00	\$14,993.83		

For TIPPIN ELEMENTARY



Filters: Billing Period Equal To 201305All Meter CodesAll Group Names

elpaso

Energy CAP

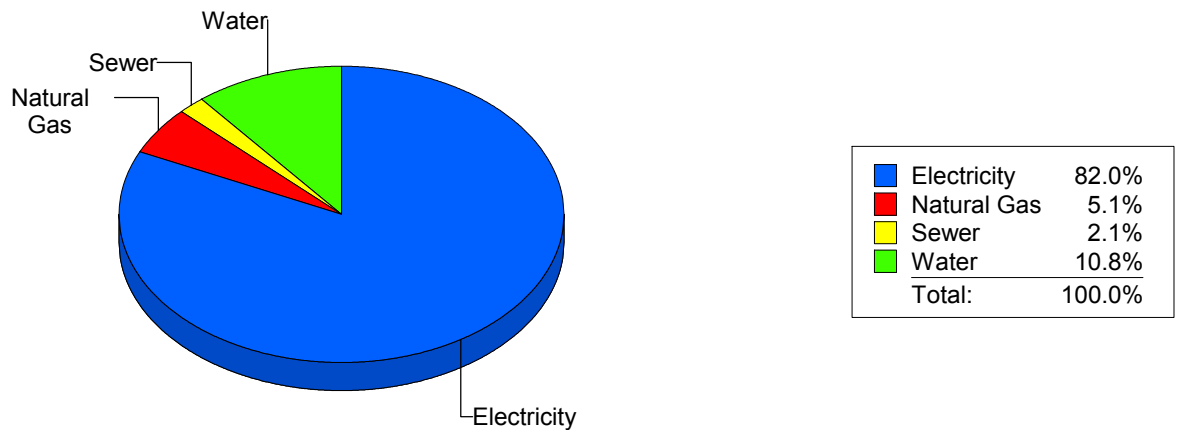
Cost Avoidance Program

Cost Summary Graph

Grouped by Energy Type

Energy Type	Use	Units	Meter Cost	Special Charges	Total Cost	Avg Unit Cost	% of Total Cost
Site: TOMLEA - TOM LEA							
Electricity	79,560	KWH	\$10,046.22	\$0.00	\$10,046.22	0.1263	82.03%
Natural Gas	952	CCF	\$625.67	\$0.00	\$625.67	0.6572	5.11%
Water	370	CCF	\$1,321.20	\$0.00	\$1,321.20	3.5708	10.79%
Sewer	76	CCF	\$253.71	\$0.00	\$253.71	3.3383	2.07%
Total Cost:			\$12,246.80	\$0.00	\$12,246.80		

For TOM LEA



Filters: Billing Period Equal To 201305All Meter CodesAll Group Names

el paso

Energy CAP

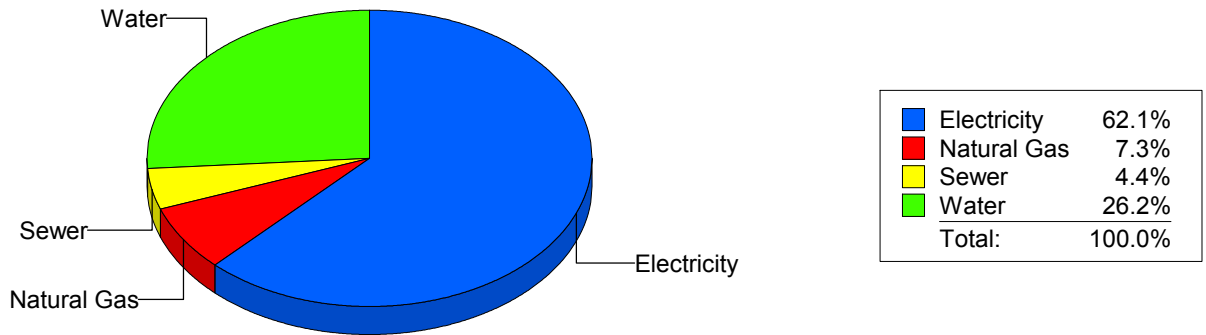
Cost Avoidance Program

Cost Summary Graph

Grouped by Energy Type

Energy Type	Use	Units	Meter Cost	Special Charges	Total Cost	Avg Unit Cost	% of Total Cost
Site: TRAVIS ELEMENTARY SC - TRAVIS ELEMENTARY SC							
Electricity	25,683	KWH	\$3,342.71	\$0.00	\$3,342.71	0.1302	62.12%
Natural Gas	504	CCF	\$392.07	\$0.00	\$392.07	0.7779	7.29%
Water	386	CCF	\$1,409.31	\$0.00	\$1,409.31	3.6511	26.19%
Sewer	84	CCF	\$236.75	\$0.00	\$236.75	2.8185	4.40%
Total Cost:			\$5,380.84	\$0.00	\$5,380.84		

For TRAVIS
ELEMENTARY
SC



Filters: Billing Period Equal To 201305All Meter CodesAll Group Names

elpaso

Energy CAP

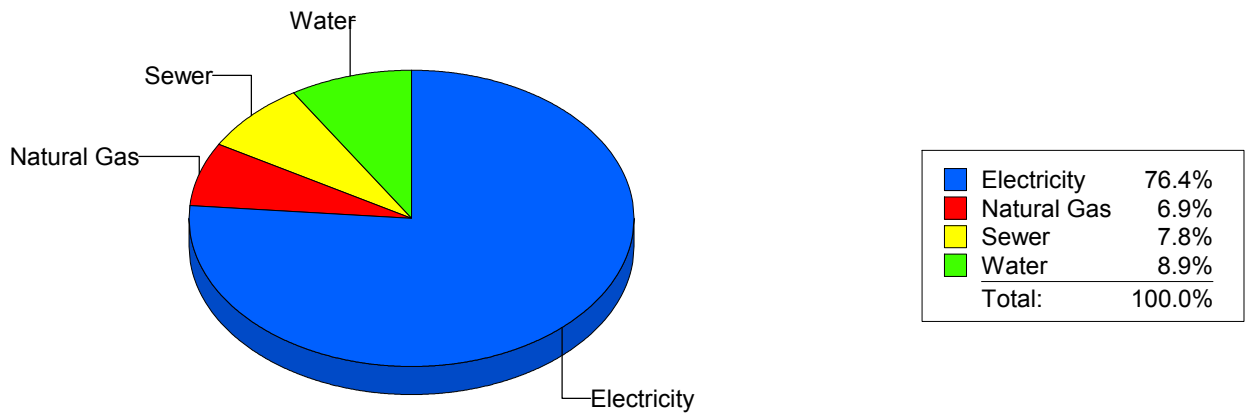
Cost Avoidance Program

Cost Summary Graph

Grouped by Energy Type

Energy Type	Use	Units	Meter Cost	Special Charges	Total Cost	Avg Unit Cost	% of Total Cost
Site: VILAS ELEMENTARY - VILAS ELEMENTARY							
Electricity	53,993	KWH	\$7,045.78	\$0.00	\$7,045.78	0.1305	76.39%
Natural Gas	850	CCF	\$638.84	\$0.00	\$638.84	0.7516	6.93%
Water	332	CCF	\$823.82	\$0.00	\$823.82	2.4814	8.93%
Sewer	323	CCF	\$715.02	\$0.00	\$715.02	2.2137	7.75%
Total Cost:			\$9,223.46	\$0.00	\$9,223.46		

For VILAS ELEMENTARY



Filters: Billing Period Equal To 201305All Meter CodesAll Group Names

elpaso

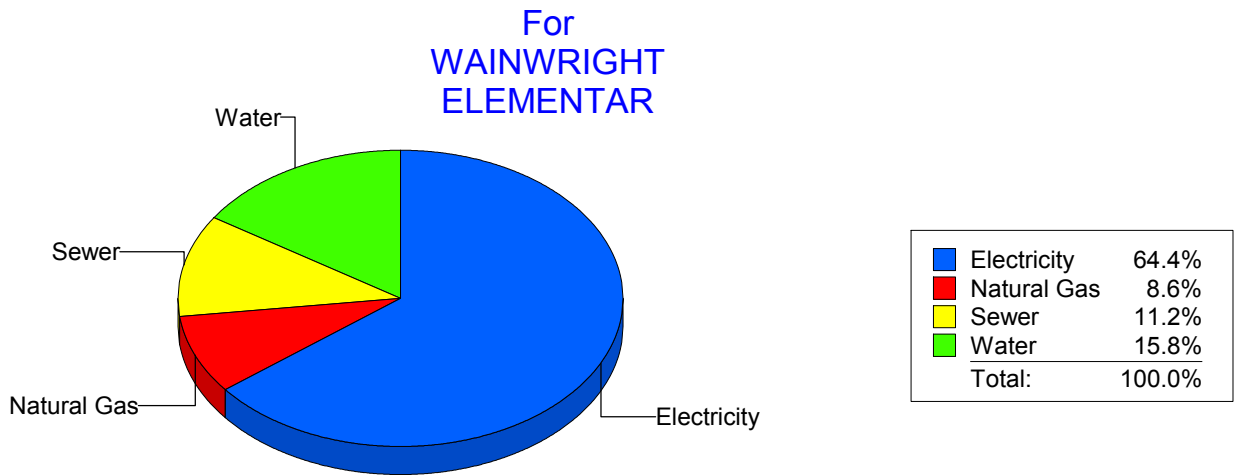
Energy CAP

Cost Avoidance Program

Cost Summary Graph

Grouped by Energy Type

Energy Type	Use	Units	Meter Cost	Special Charges	Total Cost	Avg Unit Cost	% of Total Cost
Site: WAINWRIGHT ELEMENTAR - WAINWRIGHT ELEMENTAR							
Electricity	9,828	KWH	\$1,217.41	\$0.00	\$1,217.41	0.1239	64.43%
Natural Gas	148	CCF	\$162.49	\$0.00	\$162.49	1.0979	8.60%
Water	89	CCF	\$297.62	\$0.00	\$297.62	3.3440	15.75%
Sewer	56	CCF	\$211.92	\$0.00	\$211.92	3.7843	11.22%
Total Cost:			\$1,889.44	\$0.00	\$1,889.44		



Filters: Billing Period Equal To 201305All Meter CodesAll Group Names

elpaso

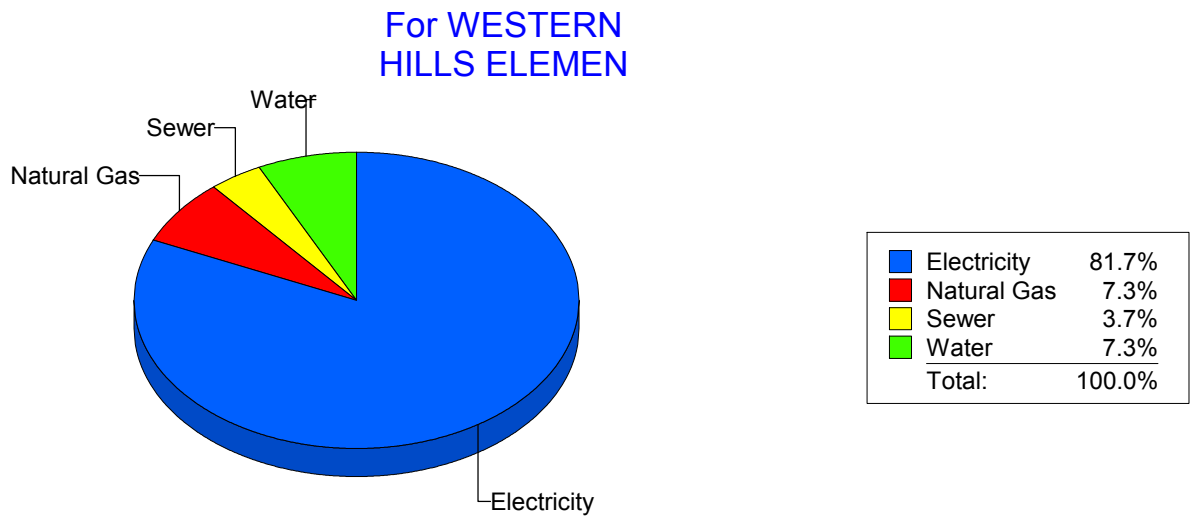
Energy CAP

Cost Avoidance Program

Cost Summary Graph

Grouped by Energy Type

Energy Type	Use	Units	Meter Cost	Special Charges	Total Cost	Avg Unit Cost	% of Total Cost
Site: WESTERN HILLS ELEMEN - WESTERN HILLS ELEMEN							
Electricity	57,720	KWH	\$7,683.68	\$0.00	\$7,683.68	0.1331	81.68%
Natural Gas	1,053	CCF	\$687.76	\$0.00	\$687.76	0.6531	7.31%
Water	330	CCF	\$689.96	\$0.00	\$689.96	2.0908	7.33%
Sewer	84	CCF	\$345.15	\$0.00	\$345.15	4.1089	3.67%
Total Cost:			\$9,406.55	\$0.00	\$9,406.55		



Filters: Billing Period Equal To 201305 All Meter Codes All Group Names

elpaso

Energy CAP

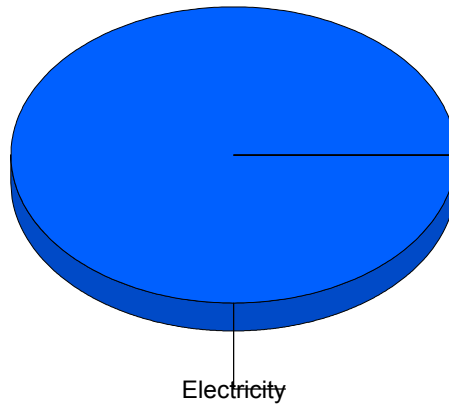
Cost Avoidance Program

Cost Summary Graph

Grouped by Energy Type

Energy Type	Use	Units	Meter Cost	Special Charges	Total Cost	Avg Unit Cost	% of Total Cost
Site: WESTSIDE TRANSPORTAT - WESTSIDE TRANSPORTAT							
Electricity	1,564	KWH	\$221.94	\$0.00	\$221.94	0.1419	100.00%
Total Cost:			\$221.94	\$0.00	\$221.94		

For WESTSIDE TRANSPORTAT



■ Electricity	100.0%
Total:	100.0%

Filters: Billing Period Equal To 201305All Meter CodesAll Group Names

elpaso

Energy CAP

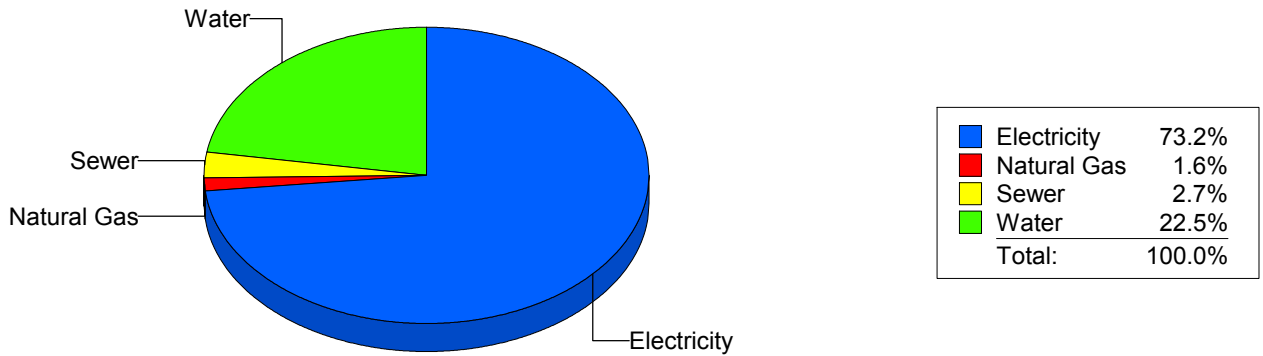
Cost Avoidance Program

Cost Summary Graph

Grouped by Energy Type

Energy Type	Use	Units	Meter Cost	Special Charges	Total Cost	Avg Unit Cost	% of Total Cost
Site: WHITAKER ELEMENTARY - WHITAKER ELEMENTARY							
Electricity	96,840	KWH	\$11,390.78	\$0.00	\$11,390.78	0.1176	73.21%
Natural Gas	343	CCF	\$248.05	\$0.00	\$248.05	0.7232	1.59%
Water	1,638	CCF	\$3,502.81	\$0.00	\$3,502.81	2.1385	22.51%
Sewer	194	CCF	\$416.55	\$0.00	\$416.55	2.1472	2.68%
Total Cost:			\$15,558.19	\$0.00	\$15,558.19		

For WHITAKER ELEMENTARY



Filters: Billing Period Equal To 201305All Meter CodesAll Group Names

el Paso

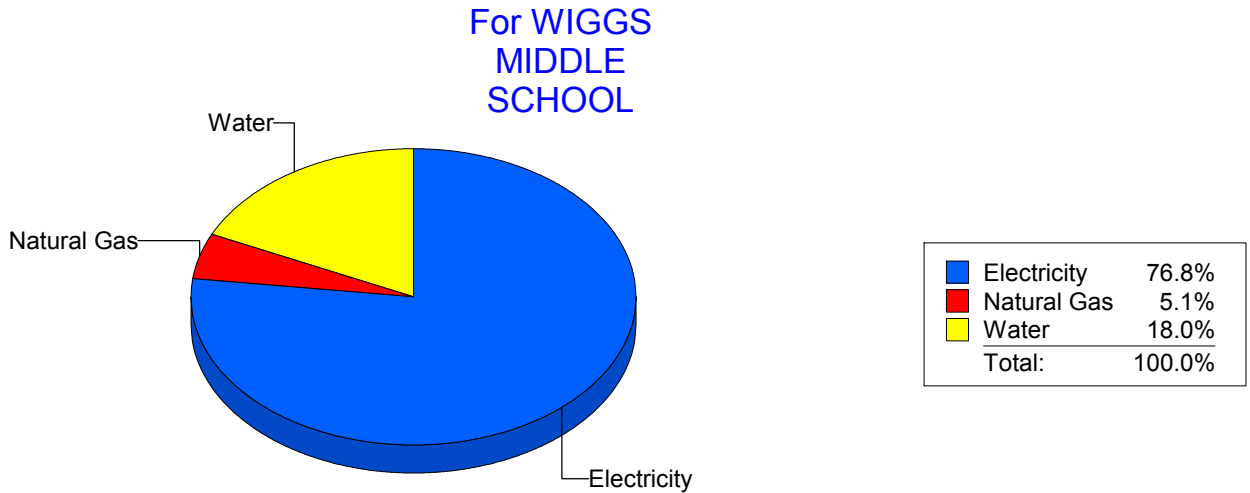
Energy CAP

Cost Avoidance Program

Cost Summary Graph

Grouped by Energy Type

Energy Type	Use	Units	Meter Cost	Special Charges	Total Cost	Avg Unit Cost	% of Total Cost
Site: WIGGS MIDDLE SCHOOL - WIGGS MIDDLE SCHOOL							
Electricity	56,040	KWH	\$6,698.76	\$0.00	\$6,698.76	0.1195	76.84%
Natural Gas	662	CCF	\$447.37	\$0.00	\$447.37	0.6758	5.13%
Water	506	CCF	\$1,571.87	\$0.00	\$1,571.87	3.1065	18.03%
Total Cost:			\$8,718.00	\$0.00	\$8,718.00		



Filters: Billing Period Equal To 201305All Meter CodesAll Group Names

elpaso

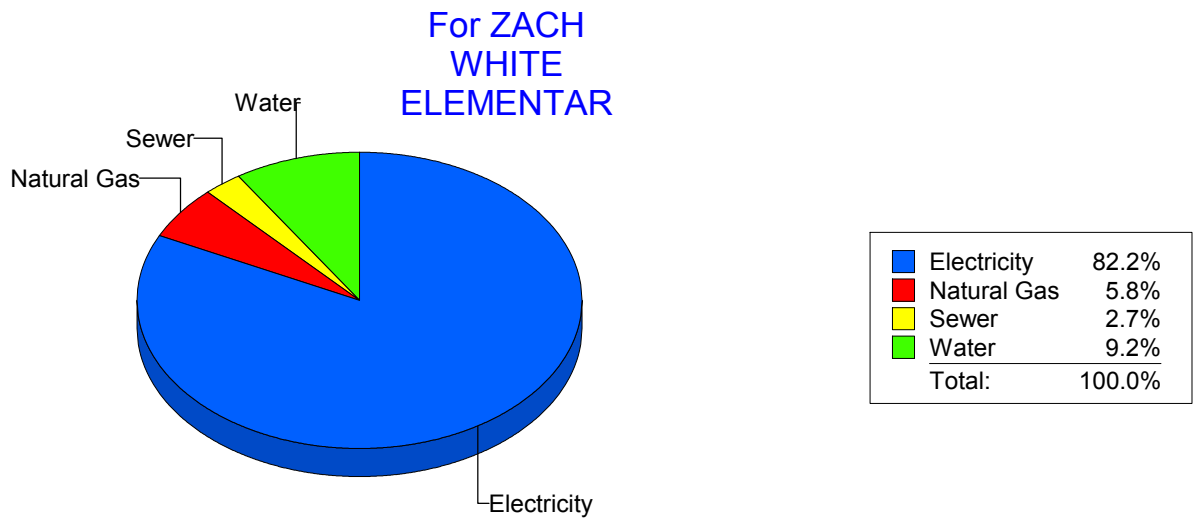
Energy CAP

Cost Avoidance Program

Cost Summary Graph

Grouped by Energy Type

Energy Type	Use	Units	Meter Cost	Special Charges	Total Cost	Avg Unit Cost	% of Total Cost
Site: ZACH WHITE ELEMENTAR - ZACH WHITE ELEMENTAR							
Electricity	63,900	KWH	\$8,141.36	\$0.00	\$8,141.36	0.1274	82.21%
Natural Gas	804	CCF	\$576.49	\$0.00	\$576.49	0.7170	5.82%
Water	368	CCF	\$914.25	\$0.00	\$914.25	2.4844	9.23%
Sewer	99	CCF	\$271.26	\$0.00	\$271.26	2.7400	2.74%
Total Cost:			\$9,903.36	\$0.00	\$9,903.36		



Filters: Billing Period Equal To 201305All Meter CodesAll Group Names

elpaso

Energy CAP

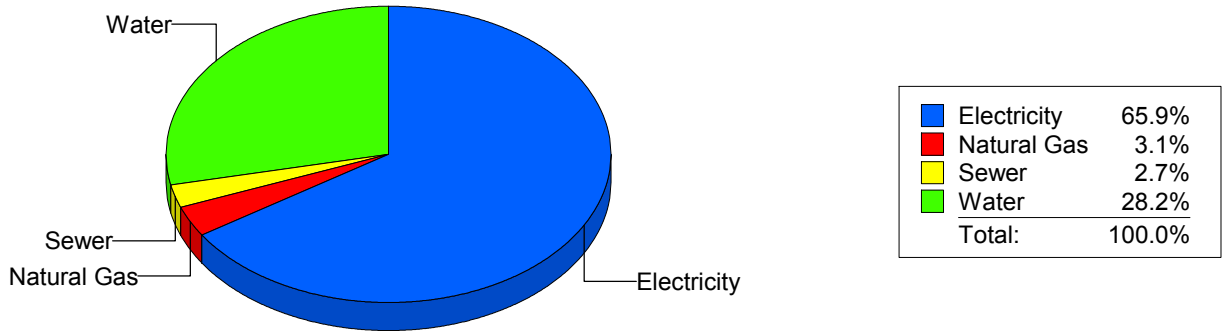
Cost Avoidance Program

Cost Summary Graph

Grouped by Energy Type

Energy Type	Use	Units	Meter Cost	Special Charges	Total Cost	Avg Unit Cost	% of Total Cost
Site: ZAVALA ELEMENTARY SC - ZAVALA ELEMENTARY SC							
Electricity	28,500	KWH	\$3,159.56	\$0.00	\$3,159.56	0.1109	65.93%
Natural Gas	190	CCF	\$150.87	\$0.00	\$150.87	0.7941	3.15%
Water	298	CCF	\$1,353.47	\$0.00	\$1,353.47	4.5418	28.24%
Sewer	44	CCF	\$128.04	\$0.00	\$128.04	2.9100	2.67%
Total Cost:			\$4,791.94	\$0.00	\$4,791.94		

For ZAVALA
ELEMENTARY
SC



Filters: Billing Period Equal To 201305All Meter CodesAll Group Names

elpaso

Energy CAP

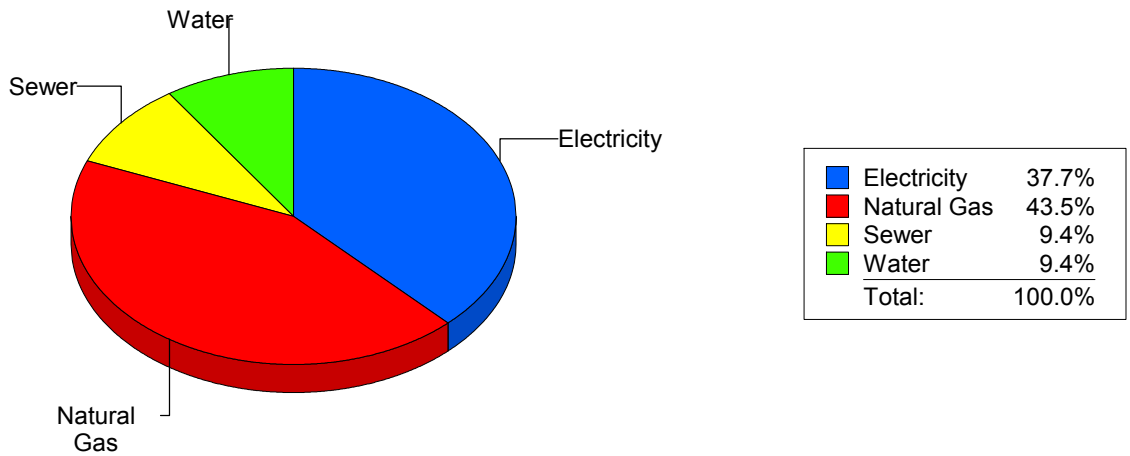
Cost Avoidance Program

Cost Summary Graph

Grouped by Energy Type

Energy Type	Use	Units	Meter Cost	Special Charges	Total Cost	Avg Unit Cost	% of Total Cost
Site: ZUNI COTTAGES - ZUNI COTTAGES							
Electricity		495 KWH	\$92.80	\$0.00	\$92.80	0.1875	37.70%
Natural Gas		20 CCF	\$106.97	\$0.00	\$106.97	5.3485	43.46%
Water		0 CCF	\$23.14	\$0.00	\$23.14	0.0000	9.40%
Sewer		1 CCF	\$23.24	\$0.00	\$23.24	23.2400	9.44%
Total Cost:			\$246.15	\$0.00	\$246.15		

For ZUNI COTTAGES



Filters: Billing Period Equal To 201305All Meter CodesAll Group Names

elpaso

Energy CAP

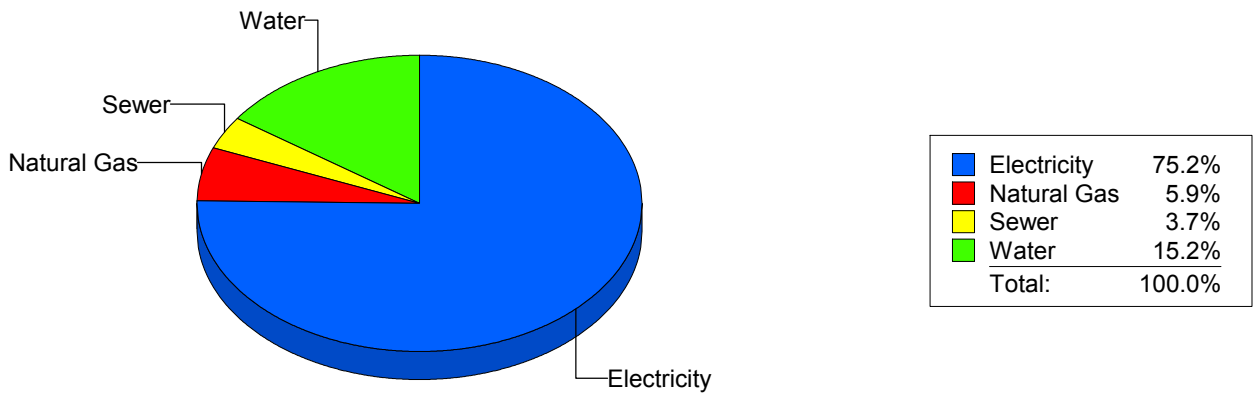
Cost Avoidance Program

Cost Summary Graph

Grouped by Energy Type

Energy Type	Use	Units	Meter Cost	Special Charges	Total Cost	Avg Unit Cost	% of Total Cost
All Sites							
Electricity	7,185,849	KWH	\$866,494.30	\$0.00	\$866,494.30	0.1206	75.23%
Natural Gas	98,829	CCF	\$68,051.94	\$0.00	\$68,051.94	0.6886	5.91%
Water	61,044	CCF	\$174,558.93	\$0.00	\$174,558.93	2.8596	15.16%
Sewer	17,889	CCF	\$42,615.26	\$0.00	\$42,615.26	2.3822	3.70%
Total Cost:			\$1,151,720.43	\$0.00	\$1,151,720.43		

For All Sites



Filters: Billing Period Equal To 201305 All Meter Codes All Group Names