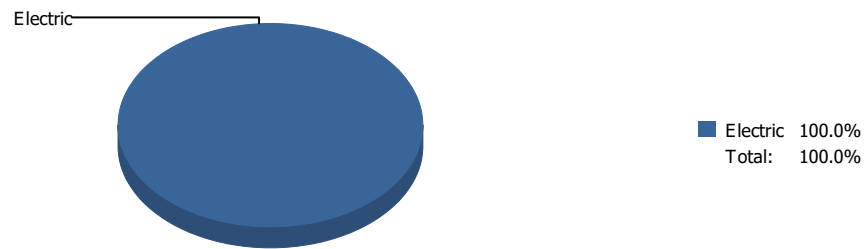
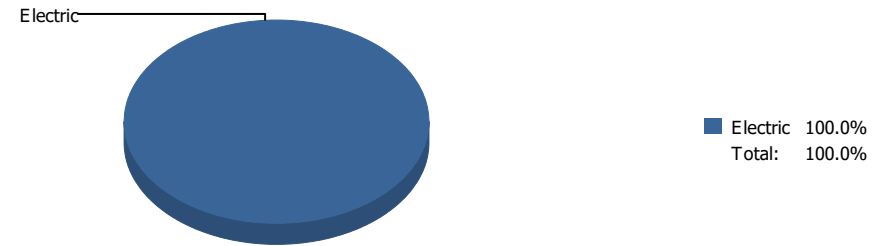


Energy

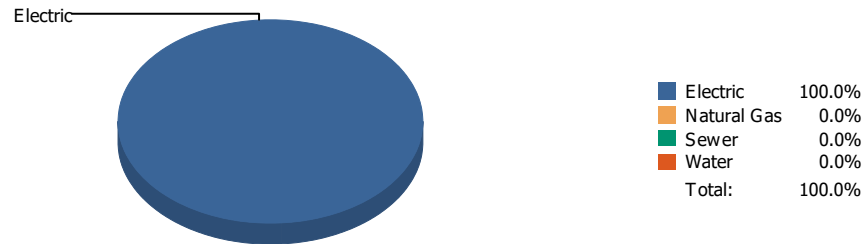


Cost

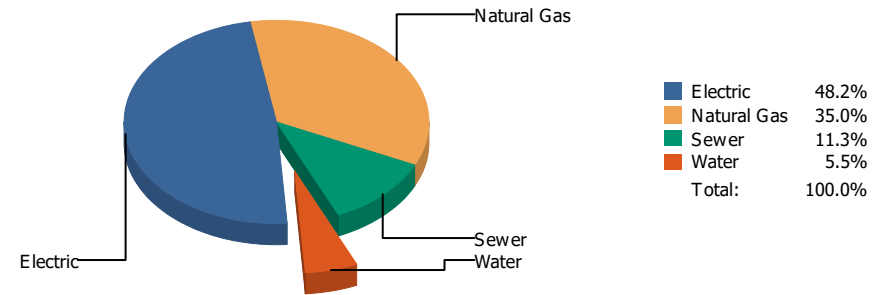


Commodity	Common Use	Energy Use	Energy Use / Area	Total Cost	Cost / Unit	Cost / Area
Place: [ALAMO] ALAMO 101 [BUILDING] Area: 58,978 SqFt Billing Period: Jul 2020						
ELECTRIC	2,700.00 kWh	9,212 KBtu	0.156 KBtu/SqFt	\$296.31	\$0.110 /kWh	\$0.005 /SqFt
Totals:		9,212 KBtu	0.156 KBtu/SqFt	\$296.31		

Energy

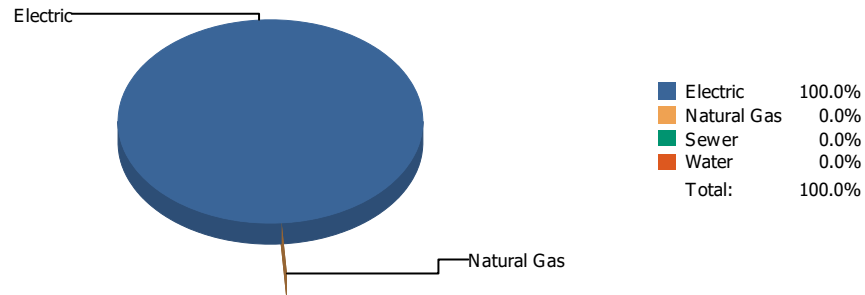


Cost

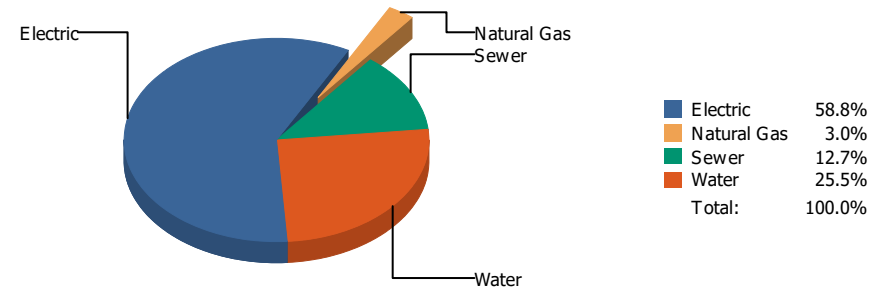


Commodity	Common Use	Energy Use	Energy Use / Area	Total Cost	Cost / Unit	Cost / Area
Place: [ALTA] ALTA VISTA 102 [BUILDING]						
Area: 68,463 SqFt						
Billing Period: Jul 2020						
ELECTRIC	6,300.00 kWh	21,496 KBtu	0.314 KBtu/SqFt	\$449.55	\$0.071 /kWh	\$0.007 /SqFt
NATURALGAS	0.00 CCF	0 KBtu	0.000 KBtu/SqFt	\$325.92	\$0.000 /CCF	\$0.005 /SqFt
SEWER	0.00 CCF			\$105.77	\$0.000 /CCF	\$0.002 /SqFt
WATER	0.00 CCF			\$50.91	\$0.000 /CCF	\$0.001 /SqFt
Totals:		21,496 KBtu	0.314 KBtu/SqFt	\$932.15		

Energy

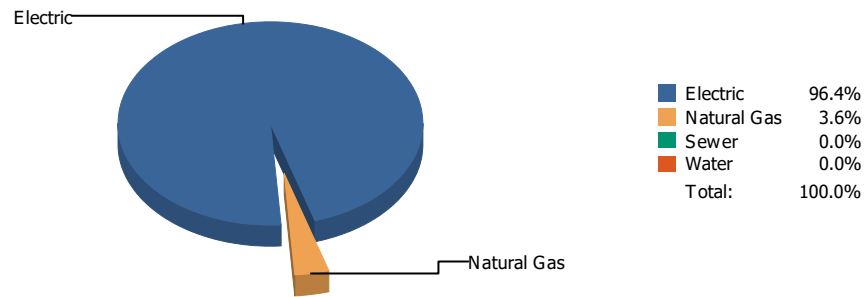


Cost

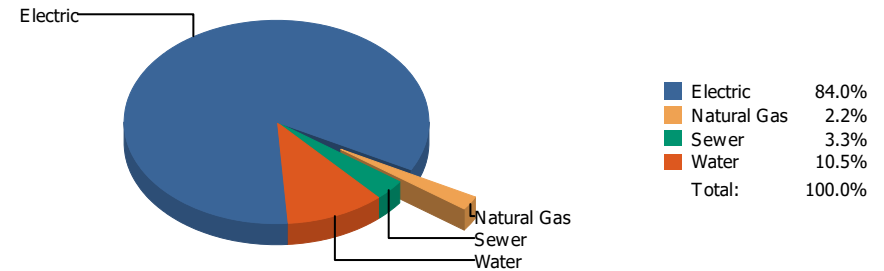


Commodity	Common Use	Energy Use	Energy Use / Area	Total Cost	Cost / Unit	Cost / Area
Place: [ADDRESS] ADDRESS 001 [BUILDING]						
Area: 266,968 SqFt						
Billing Period: Jul 2020						
ELECTRIC	63,659.00 kWh	217,205 KBtu	0.814 KBtu/SqFt	\$12,889.84	\$0.202 /kWh	\$0.048 /SqFt
NATURALGAS	1.00 CCF	103 KBtu	0.000 KBtu/SqFt	\$652.23	\$652.230 /CCF	\$0.002 /SqFt
SEWER	1,181.00 CCF			\$2,784.76	\$2.358 /CCF	\$0.010 /SqFt
WATER	2,098.00 CCF			\$5,585.93	\$2.663 /CCF	\$0.021 /SqFt
Totals:		217,308 KBtu	0.814 KBtu/SqFt	\$21,912.76		

Energy

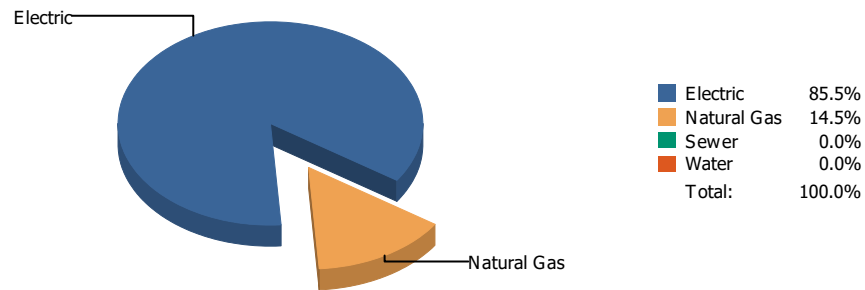


Cost

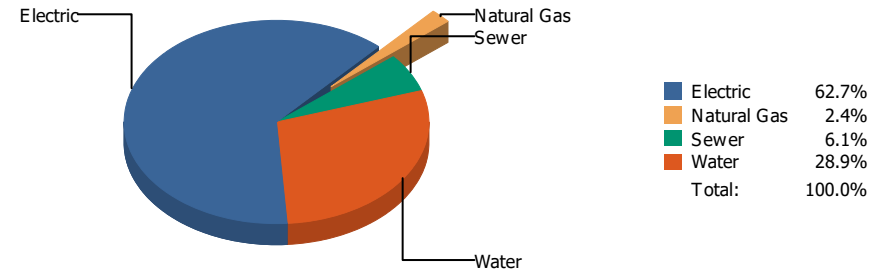


Commodity	Common Use	Energy Use	Energy Use / Area	Total Cost	Cost / Unit	Cost / Area
Place: [AOY] AOY 103 [BUILDING]						
Area: 105,486 SqFt						
Billing Period: Jul 2020						
ELECTRIC	70,208.00 kWh	239,550 KBtu	2.271 KBtu/SqFt	\$13,846.80	\$0.197 /kWh	\$0.131 /SqFt
NATURALGAS	86.00 CCF	8,858 KBtu	0.084 KBtu/SqFt	\$359.72	\$4.183 /CCF	\$0.003 /SqFt
SEWER	44.00 CCF			\$541.37	\$12.304 /CCF	\$0.005 /SqFt
WATER	203.00 CCF			\$1,731.98	\$8.532 /CCF	\$0.016 /SqFt
Totals:		248,408 KBtu	2.355 KBtu/SqFt	\$16,479.87		

Energy

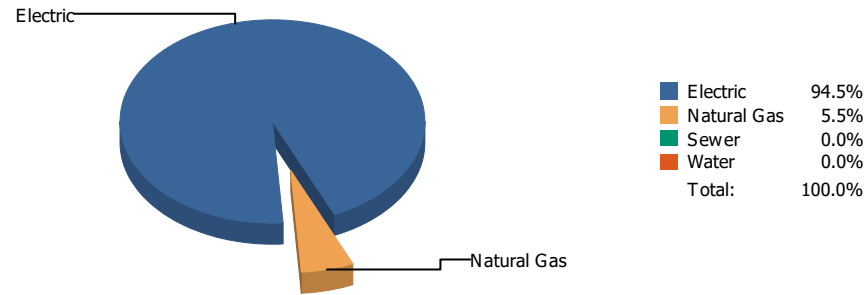


Cost

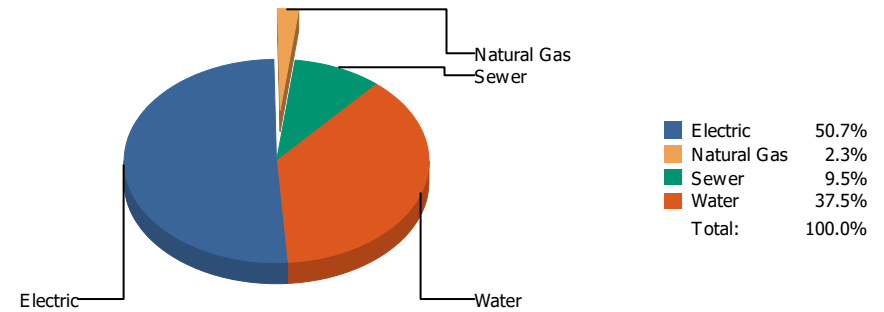


Commodity	Common Use	Energy Use	Energy Use / Area	Total Cost	Cost / Unit	Cost / Area
Place: [ARMENDARIZ_1] ARMENDARIZ MIDDLE SCHOOL [BUILDING]						
Area: 133,779 SqFt						
Billing Period: Jul 2020						
ELECTRIC	55,000.00 kWh	187,660 KBtu	1.403 KBtu/SqFt	\$7,493.11	\$0.136 /kWh	\$0.056 /SqFt
NATURALGAS	309.00 CCF	31,827 KBtu	0.238 KBtu/SqFt	\$284.40	\$0.920 /CCF	\$0.002 /SqFt
SEWER	170.00 CCF			\$727.31	\$4.278 /CCF	\$0.005 /SqFt
WATER	1,067.00 CCF			\$3,453.41	\$3.237 /CCF	\$0.026 /SqFt
Totals:		219,487 KBtu	1.641 KBtu/SqFt	\$11,958.23		

Energy

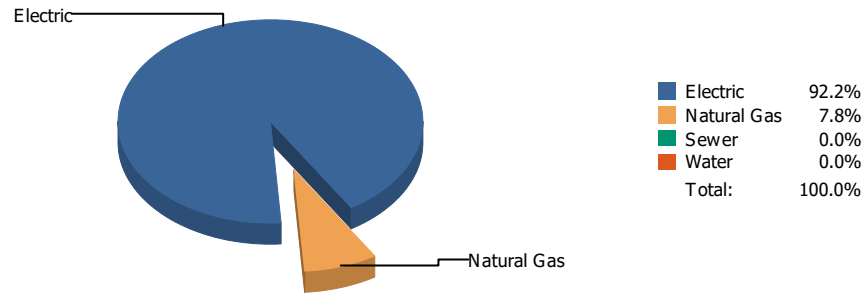


Cost

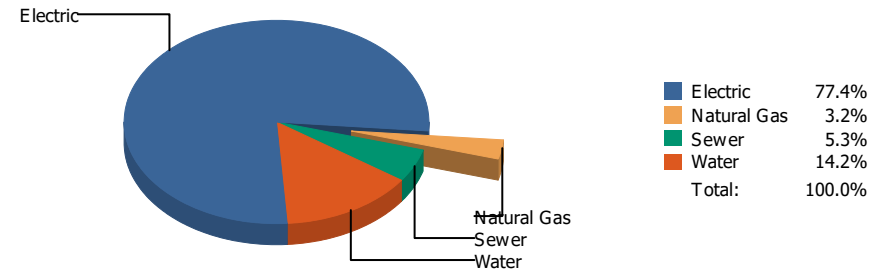


Commodity	Common Use	Energy Use	Energy Use / Area	Total Cost	Cost / Unit	Cost / Area
Place: [AUSTIN] AUSTIN 002 [BUILDING]						
Area: 269,216 SqFt						
Billing Period: Jul 2020						
ELECTRIC	94,995.00 kWh	324,123 KBtu	1.204 KBtu/SqFt	\$12,370.25	\$0.130 /kWh	\$0.046 /SqFt
NATURALGAS	184.00 CCF	18,952 KBtu	0.070 KBtu/SqFt	\$561.22	\$3.050 /CCF	\$0.002 /SqFt
SEWER	641.00 CCF			\$2,316.32	\$3.614 /CCF	\$0.009 /SqFt
WATER	1,774.00 CCF			\$9,136.29	\$5.150 /CCF	\$0.034 /SqFt
Totals:		343,075 KBtu	1.274 KBtu/SqFt	\$24,384.08		

Energy

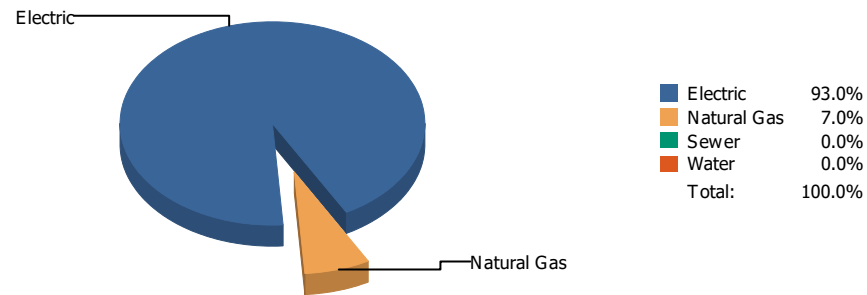


Cost

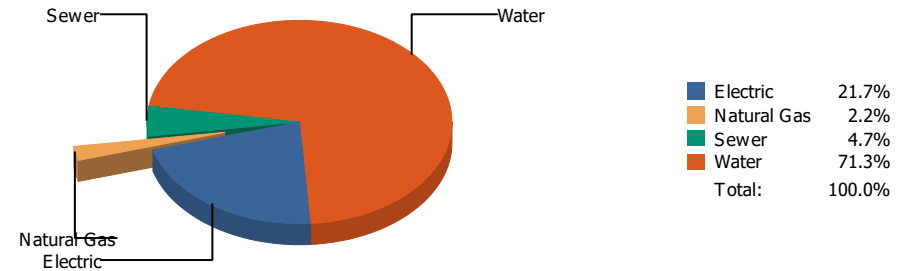


Commodity	Common Use	Energy Use	Energy Use / Area	Total Cost	Cost / Unit	Cost / Area
Place: [BARRON ELEMENTARY] Barron Elementary 165 [BUILDING]						
Area: 87,818 SqFt						
Billing Period: Jul 2020						
ELECTRIC	75,619.00 kWh	258,012 KBtu	2.938 KBtu/SqFt	\$10,027.94	\$0.133 /kWh	\$0.114 /SqFt
NATURALGAS	211.00 CCF	21,733 KBtu	0.247 KBtu/SqFt	\$408.86	\$1.938 /CCF	\$0.005 /SqFt
SEWER	131.00 CCF			\$682.57	\$5.210 /CCF	\$0.008 /SqFt
WATER	152.00 CCF			\$1,839.43	\$12.102 /CCF	\$0.021 /SqFt
Totals:		279,745 KBtu	3.186 KBtu/SqFt	\$12,958.80		

Energy

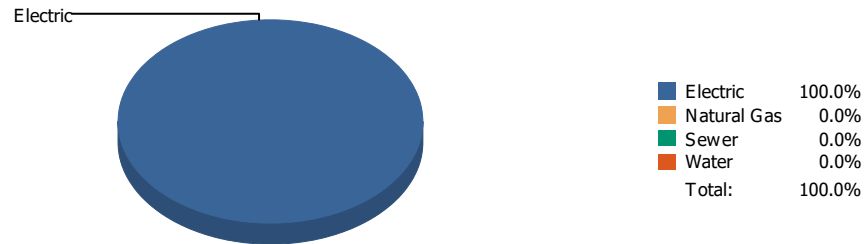


Cost

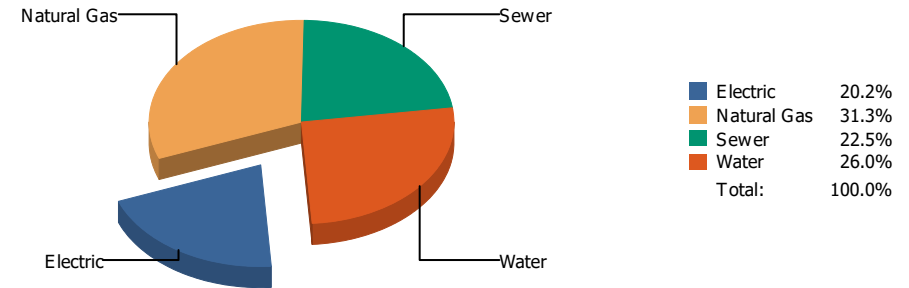


Commodity	Common Use	Energy Use	Energy Use / Area	Total Cost	Cost / Unit	Cost / Area
Place: [BASSETT] BASSETT 049 [BUILDING]						
Area: 174,250 SqFt						
Billing Period: Jul 2020						
ELECTRIC	29,100.00 kWh	99,289 KBtu	0.570 KBtu/SqFt	\$3,444.85	\$0.118 /kWh	\$0.020 /SqFt
NATURALGAS	73.00 CCF	7,519 KBtu	0.043 KBtu/SqFt	\$354.62	\$4.858 /CCF	\$0.002 /SqFt
SEWER	237.00 CCF			\$745.72	\$3.146 /CCF	\$0.004 /SqFt
WATER	1,893.00 CCF			\$11,301.80	\$5.970 /CCF	\$0.065 /SqFt
Totals:		106,808 KBtu	0.613 KBtu/SqFt	\$15,846.99		

Energy

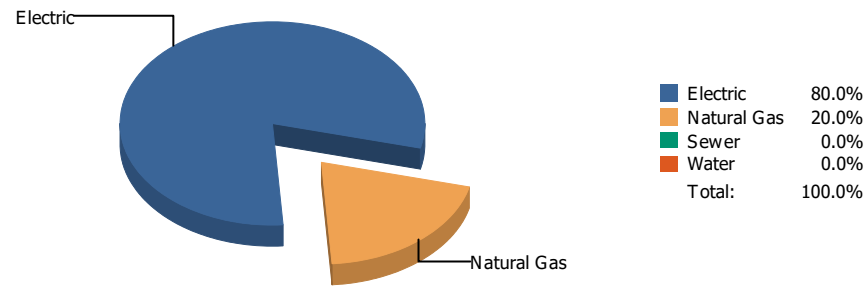


Cost

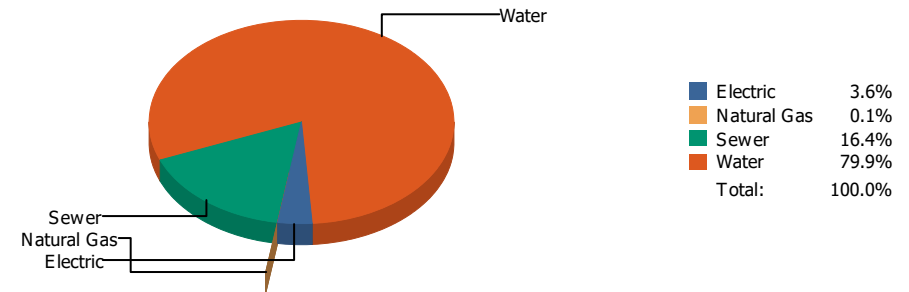


Commodity	Common Use	Energy Use	Energy Use / Area	Total Cost	Cost / Unit	Cost / Area
Place: [BEALL] BEALL 104 [BUILDING] Area: 74,454 SqFt Billing Period: Jul 2020						
ELECTRIC	1,703.00 kWh	5,811 KBtu	0.078 KBtu/SqFt	\$210.29	\$0.123 /kWh	\$0.003 /SqFt
NATURALGAS	0.00 CCF	0 KBtu	0.000 KBtu/SqFt	\$325.92	\$0.000 /CCF	\$0.004 /SqFt
SEWER	0.00 CCF			\$233.80	\$0.000 /CCF	\$0.003 /SqFt
WATER	15.00 CCF			\$270.98	\$18.065 /CCF	\$0.004 /SqFt
Totals:		5,811 KBtu	0.078 KBtu/SqFt	\$1,040.99		

Energy

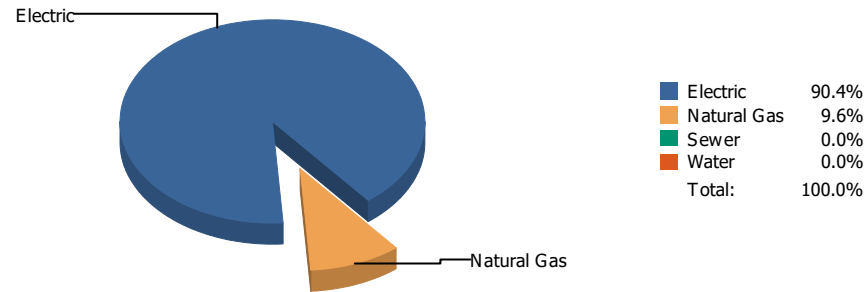


Cost

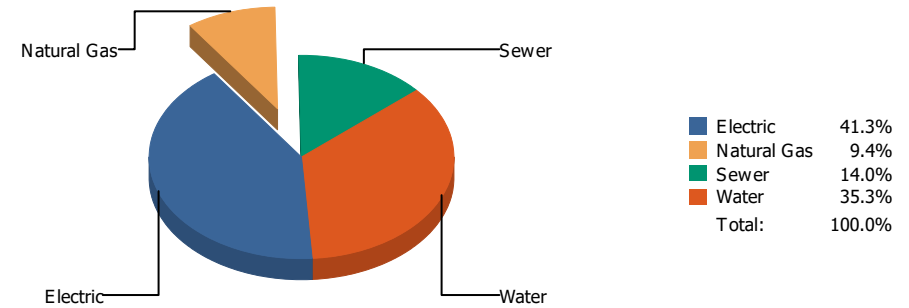


Commodity	Common Use	Energy Use	Energy Use / Area	Total Cost	Cost / Unit	Cost / Area
Place: [BLISS] BLISS 105 [BUILDING] Area: 78,820 SqFt Billing Period: Jul 2020						
ELECTRIC	9,526.00 kWh	32,503 KBtu	0.412 KBtu/SqFt	\$1,407.71	\$0.148 /kWh	\$0.018 /SqFt
NATURALGAS	79.00 CCF	8,137 KBtu	0.103 KBtu/SqFt	\$52.61	\$0.666 /CCF	\$0.001 /SqFt
SEWER	2,876.00 CCF			\$6,445.96	\$2.241 /CCF	\$0.082 /SqFt
WATER	8,257.00 CCF			\$31,463.30	\$3.811 /CCF	\$0.399 /SqFt
Totals:		40,640 KBtu	0.516 KBtu/SqFt	\$39,369.58		

Energy

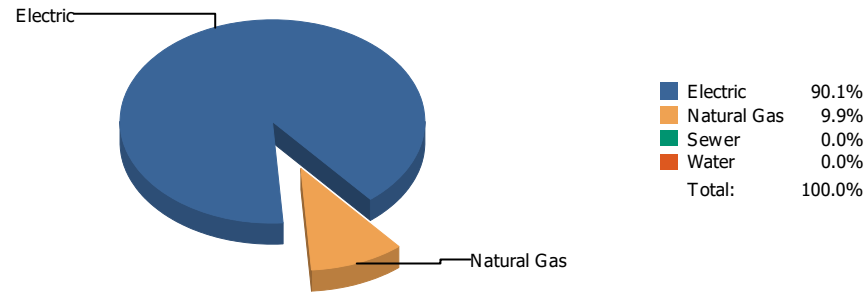


Cost

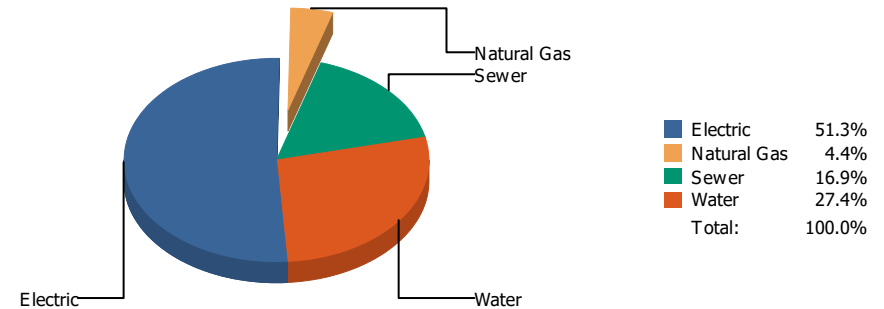


Commodity	Common Use	Energy Use	Energy Use / Area	Total Cost	Cost / Unit	Cost / Area
Place: [BOND_2] BOND 160 [BUILDING]						
Area: 89,988 SqFt						
Billing Period: Jul 2020						
ELECTRIC	7,083.00 kWh	24,167 KBtu	0.269 KBtu/SqFt	\$1,469.09	\$0.207 /kWh	\$0.016 /SqFt
NATURALGAS	25.00 CCF	2,575 KBtu	0.029 KBtu/SqFt	\$335.57	\$13.423 /CCF	\$0.004 /SqFt
SEWER	73.00 CCF			\$497.25	\$6.812 /CCF	\$0.005 /SqFt
WATER	295.00 CCF			\$1,254.71	\$4.253 /CCF	\$0.014 /SqFt
Totals:		26,742 KBtu	0.297 KBtu/SqFt	\$3,556.62		

Energy

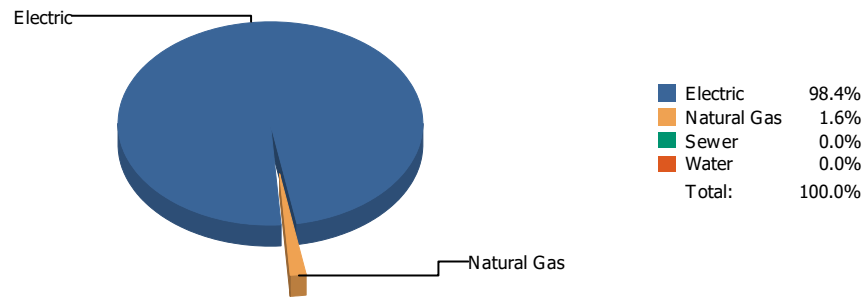


Cost

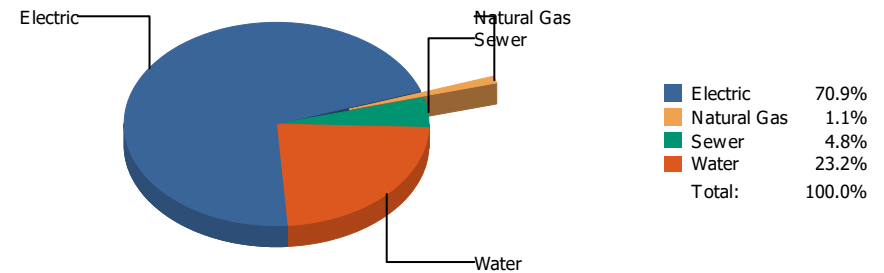


Commodity	Common Use	Energy Use	Energy Use / Area	Total Cost	Cost / Unit	Cost / Area
Place: [BONHAM] BONHAM 106 [BUILDING]						
Area: 53,522 SqFt						
Billing Period: Jul 2020						
ELECTRIC	17,763.00 kWh	60,607 KBtu	1.132 KBtu/SqFt	\$2,195.95	\$0.124 /kWh	\$0.041 /SqFt
NATURALGAS	65.00 CCF	6,695 KBtu	0.125 KBtu/SqFt	\$188.51	\$2.900 /CCF	\$0.004 /SqFt
SEWER	238.00 CCF			\$721.08	\$3.030 /CCF	\$0.013 /SqFt
WATER	332.00 CCF			\$1,172.22	\$3.531 /CCF	\$0.022 /SqFt
Totals:		67,302 KBtu	1.257 KBtu/SqFt	\$4,277.76		

Energy

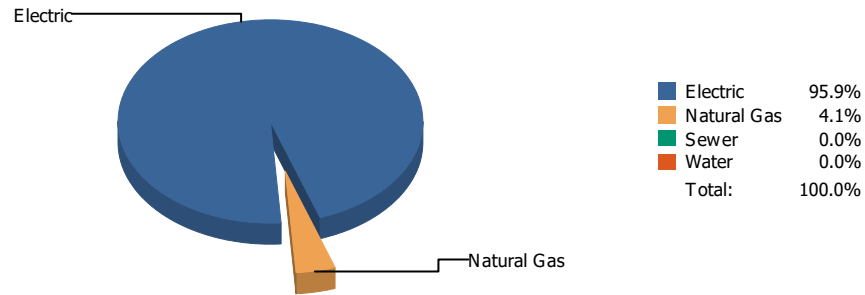


Cost

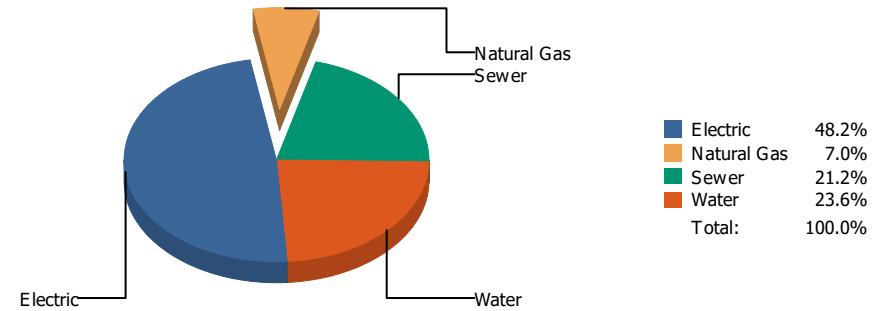


Commodity	Common Use	Energy Use	Energy Use / Area	Total Cost	Cost / Unit	Cost / Area
Place: [BOWIE] BOWIE 003 [BUILDING]						
Area: 282,931 SqFt						
Billing Period: Jul 2020						
ELECTRIC	177,116.00 kWh	604,320 KBtu	2.136 KBtu/SqFt	\$24,472.83	\$0.138 /kWh	\$0.086 /SqFt
NATURALGAS	97.00 CCF	9,991 KBtu	0.035 KBtu/SqFt	\$364.04	\$3.753 /CCF	\$0.001 /SqFt
SEWER	450.00 CCF			\$1,671.68	\$3.715 /CCF	\$0.006 /SqFt
WATER	4,275.00 CCF			\$8,019.85	\$1.876 /CCF	\$0.028 /SqFt
Totals:		614,311 KBtu	2.171 KBtu/SqFt	\$34,528.40		

Energy

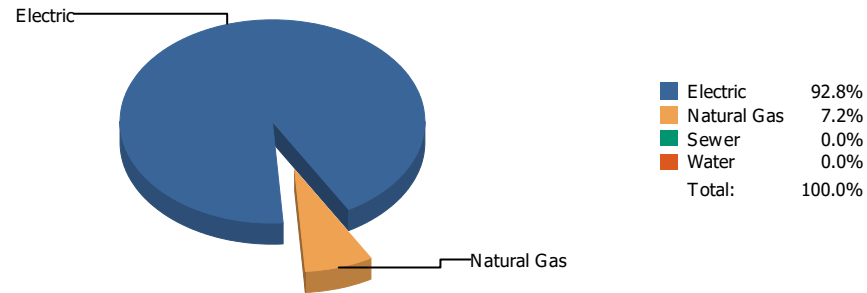


Cost

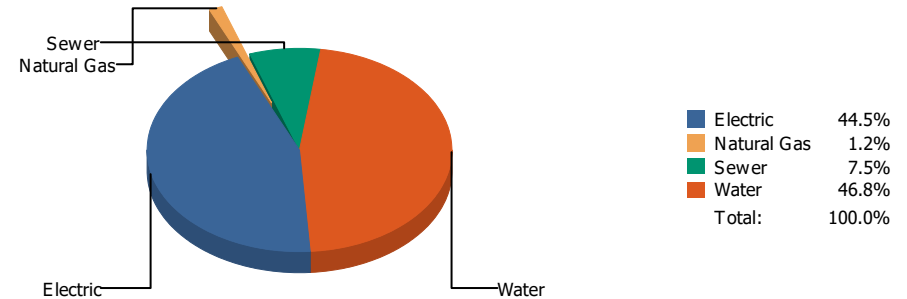


Commodity	Common Use	Energy Use	Energy Use / Area	Total Cost	Cost / Unit	Cost / Area
Place: [BRADLEY] BRADLEY 158 [BUILDING]						
Area: 59,142 SqFt						
Billing Period: Jul 2020						
ELECTRIC	17,800.00 kWh	60,734 KBtu	1.027 KBtu/SqFt	\$1,184.79	\$0.067 /kWh	\$0.020 /SqFt
NATURALGAS	25.00 CCF	2,575 KBtu	0.044 KBtu/SqFt	\$172.78	\$6.911 /CCF	\$0.003 /SqFt
SEWER	74.00 CCF			\$519.95	\$7.026 /CCF	\$0.009 /SqFt
WATER	91.00 CCF			\$578.71	\$6.359 /CCF	\$0.010 /SqFt
Totals:		63,309 KBtu	1.070 KBtu/SqFt	\$2,456.23		

Energy

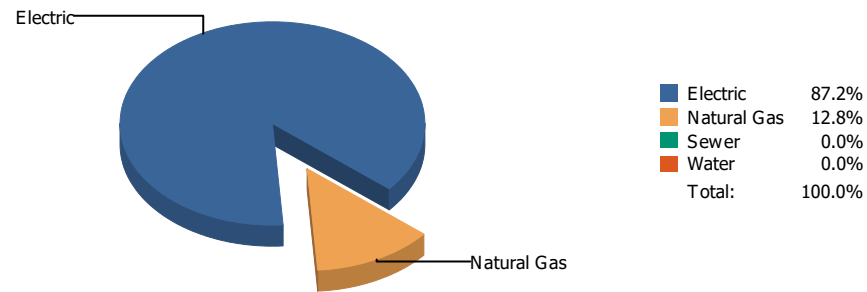


Cost

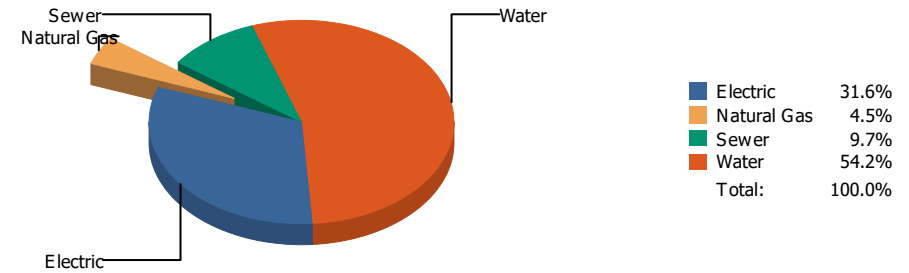


Commodity	Common Use	Energy Use	Energy Use / Area	Total Cost	Cost / Unit	Cost / Area
Place: [BROWN] BROWN MIDDLE SCHOOL 056 [BUILDING]						
Area: 173,263 SqFt						
Billing Period: Jul 2020						
ELECTRIC	52,600.00 kWh	179,471 KBtu	1.036 KBtu/SqFt	\$8,195.57	\$0.156 /kWh	\$0.047 /SqFt
NATURALGAS	136.00 CCF	14,008 KBtu	0.081 KBtu/SqFt	\$216.42	\$1.591 /CCF	\$0.001 /SqFt
SEWER	473.00 CCF			\$1,381.79	\$2.921 /CCF	\$0.008 /SqFt
WATER	1,740.00 CCF			\$8,608.84	\$4.948 /CCF	\$0.050 /SqFt
Totals:		193,479 KBtu	1.117 KBtu/SqFt	\$18,402.62		

Energy

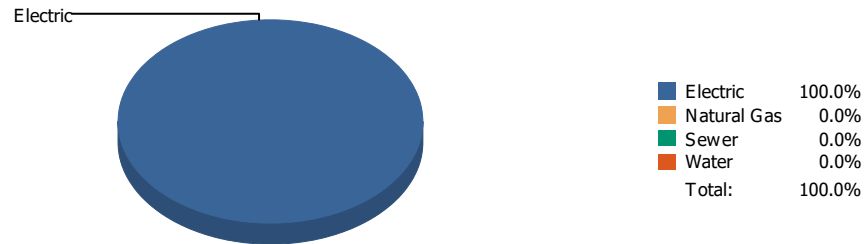


Cost

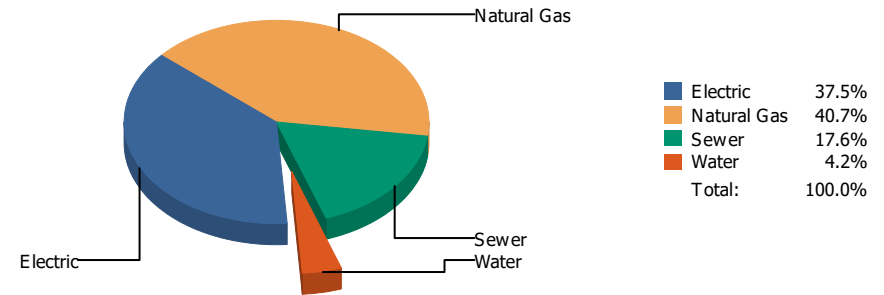


Commodity	Common Use	Energy Use	Energy Use / Area	Total Cost	Cost / Unit	Cost / Area
Place: [BURGES] BURGES 004 [BUILDING]						
Area: 241,219 SqFt						
Billing Period: Jul 2020						
ELECTRIC	24,440.00 kWh	83,389 KBtu	0.346 KBtu/SqFt	\$3,800.27	\$0.155 /kWh	\$0.015 /SqFt
NATURALGAS	119.00 CCF	12,257 KBtu	0.051 KBtu/SqFt	\$535.65	\$4.501 /CCF	\$0.002 /SqFt
SEWER	248.00 CCF			\$1,170.63	\$4.720 /CCF	\$0.005 /SqFt
WATER	1,088.00 CCF			\$6,515.69	\$5.989 /CCF	\$0.027 /SqFt
Totals:		95,646 KBtu	0.397 KBtu/SqFt	\$12,022.24		

Energy

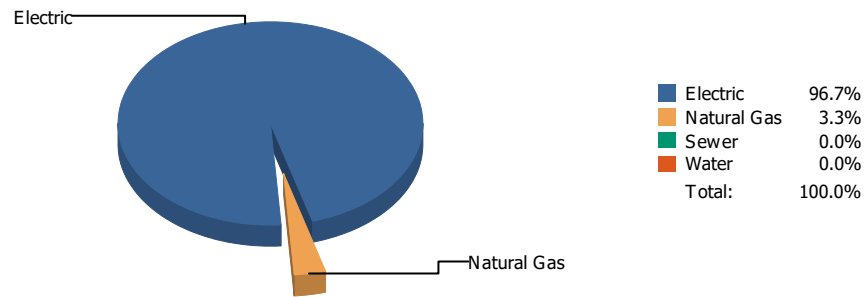


Cost

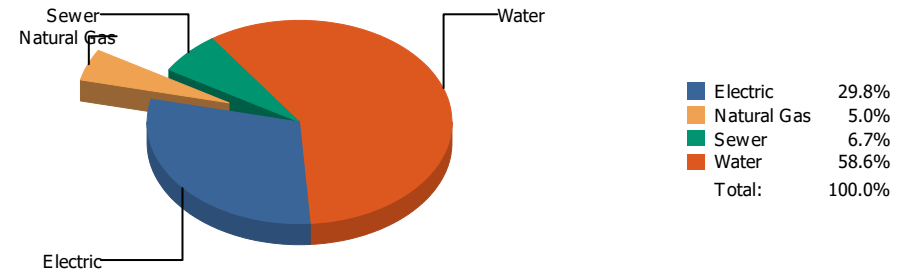


Commodity	Common Use	Energy Use	Energy Use / Area	Total Cost	Cost / Unit	Cost / Area
Place: [BURLESON] BURLESON 107 [BUILDING]						
Area: 73,772 SqFt						
Billing Period: Jul 2020						
ELECTRIC	4,286.00 kWh	14,624 KBtu	0.198 KBtu/SqFt	\$450.42	\$0.105 /kWh	\$0.006 /SqFt
NATURALGAS	0.00 CCF	0 KBtu	0.000 KBtu/SqFt	\$488.88	\$0.000 /CCF	\$0.007 /SqFt
SEWER	0.00 CCF			\$211.54	\$0.000 /CCF	\$0.003 /SqFt
WATER	0.00 CCF			\$50.34	\$0.000 /CCF	\$0.001 /SqFt
Totals:		14,624 KBtu	0.198 KBtu/SqFt	\$1,201.18		

Energy

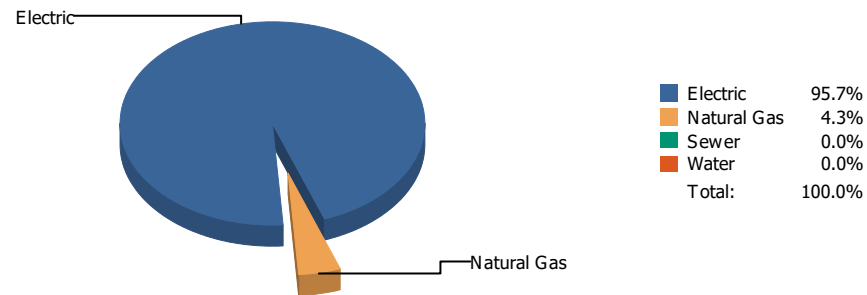


Cost

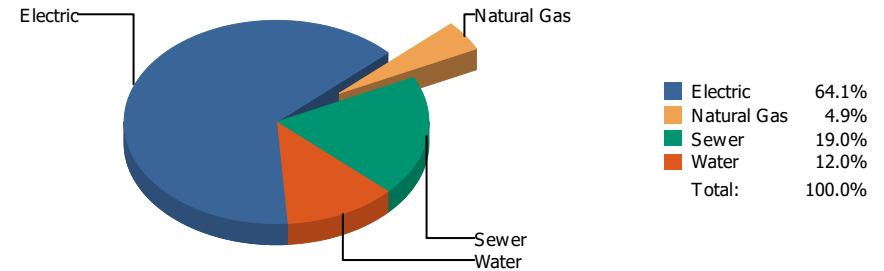


Commodity	Common Use	Energy Use	Energy Use / Area	Total Cost	Cost / Unit	Cost / Area
Place: [BURNET] BURNET 108 [BUILDING]						
Area: 50,520 SqFt						
Billing Period: Jul 2020						
ELECTRIC	14,187.00 kWh	48,406 KBtu	0.958 KBtu/SqFt	\$1,999.02	\$0.141 /kWh	\$0.039 /SqFt
NATURALGAS	16.00 CCF	1,648 KBtu	0.033 KBtu/SqFt	\$332.36	\$20.773 /CCF	\$0.007 /SqFt
SEWER	109.00 CCF			\$446.98	\$4.101 /CCF	\$0.009 /SqFt
WATER	645.00 CCF			\$3,926.67	\$6.088 /CCF	\$0.078 /SqFt
Totals:		50,054 KBtu	0.991 KBtu/SqFt	\$6,705.03		

Energy

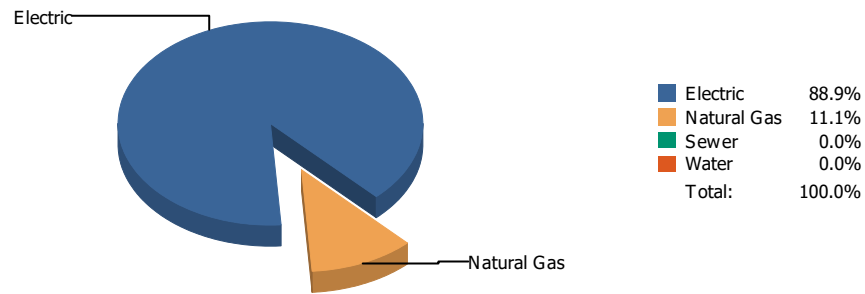


Cost

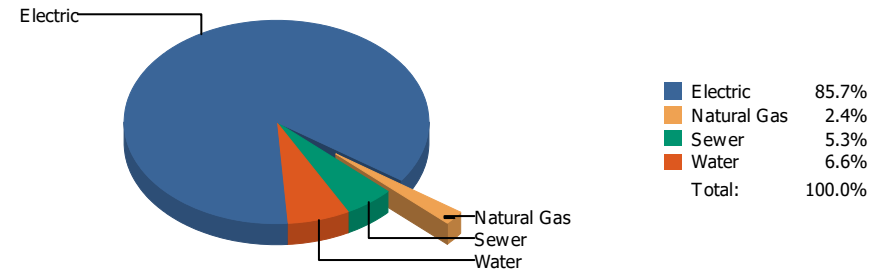


Commodity	Common Use	Energy Use	Energy Use / Area	Total Cost	Cost / Unit	Cost / Area
Place: [CANYON-HILLS] CANYON HILLS 043 [BUILDING]						
Area: 133,149 SqFt						
Billing Period: Jul 2020						
ELECTRIC	21,290.00 kWh	72,641 KBtu	0.546 KBtu/SqFt	\$4,387.64	\$0.206 /kWh	\$0.033 /SqFt
NATURALGAS	32.00 CCF	3,296 KBtu	0.025 KBtu/SqFt	\$338.49	\$10.578 /CCF	\$0.003 /SqFt
SEWER	269.00 CCF			\$1,301.26	\$4.837 /CCF	\$0.010 /SqFt
WATER	142.00 CCF			\$821.47	\$5.785 /CCF	\$0.006 /SqFt
Totals:		75,937 KBtu	0.570 KBtu/SqFt	\$6,848.86		

Energy

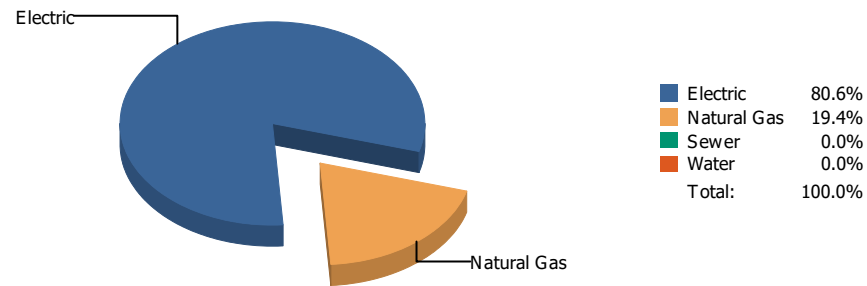


Cost

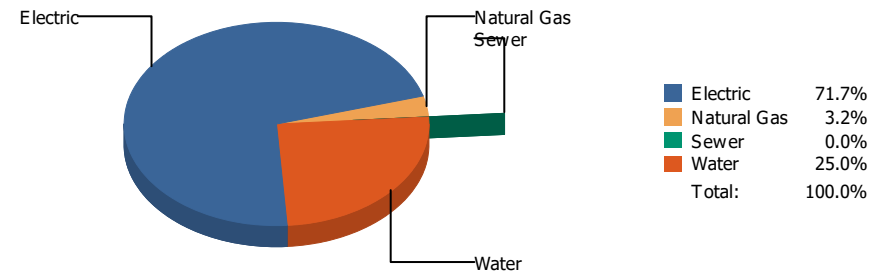


Commodity	Common Use	Energy Use	Energy Use / Area	Total Cost	Cost / Unit	Cost / Area
Place: [CAREER] CAREER AND TECHNOLOGY [BUILDING]						
Area: 146,485 SqFt						
Billing Period: Jul 2020						
ELECTRIC	60,734.00 kWh	207,224 KBtu	1.415 KBtu/SqFt	\$9,457.93	\$0.156 /kWh	\$0.064 /SqFt
NATURALGAS	252.00 CCF	25,956 KBtu	0.177 KBtu/SqFt	\$262.14	\$1.040 /CCF	\$0.002 /SqFt
SEWER	125.00 CCF			\$587.86	\$4.703 /CCF	\$0.004 /SqFt
WATER	160.00 CCF			\$726.34	\$4.540 /CCF	\$0.005 /SqFt
Totals:		233,180 KBtu	1.592 KBtu/SqFt	\$11,034.27		

Energy

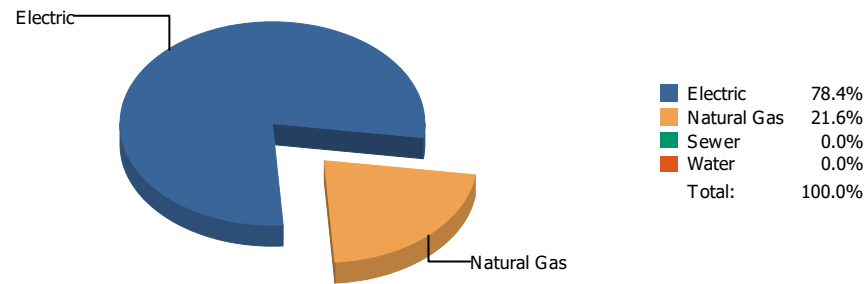


Cost

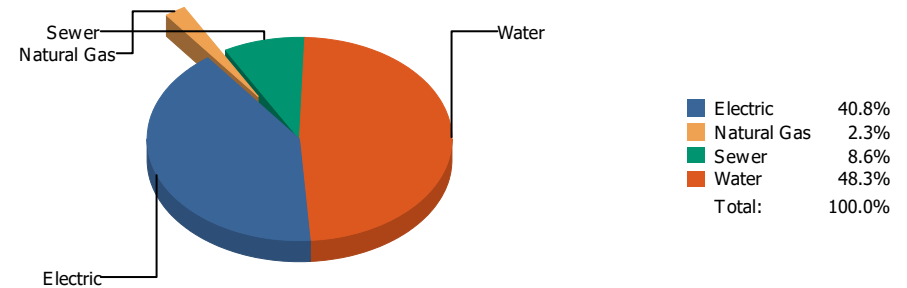


Commodity	Common Use	Energy Use	Energy Use / Area	Total Cost	Cost / Unit	Cost / Area
Place: [CHAPIN] CHAPIN 012 [BUILDING]						
Area: 273,727 SqFt						
Billing Period: Jul 2020						
ELECTRIC	158,585.00 kWh	541,092 KBtu	1.977 KBtu/SqFt	\$18,739.61	\$0.118 /kWh	\$0.068 /SqFt
NATURALGAS	1,261.00 CCF	129,883 KBtu	0.474 KBtu/SqFt	\$839.83	\$0.666 /CCF	\$0.003 /SqFt
SEWER				\$4.85		\$0.000 /SqFt
WATER	990.00 CCF			\$6,533.81	\$6.600 /CCF	\$0.024 /SqFt
Totals:		670,975 KBtu	2.451 KBtu/SqFt	\$26,118.10		

Energy

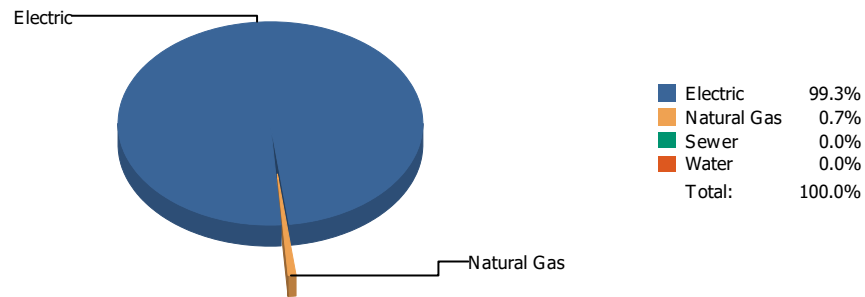


Cost

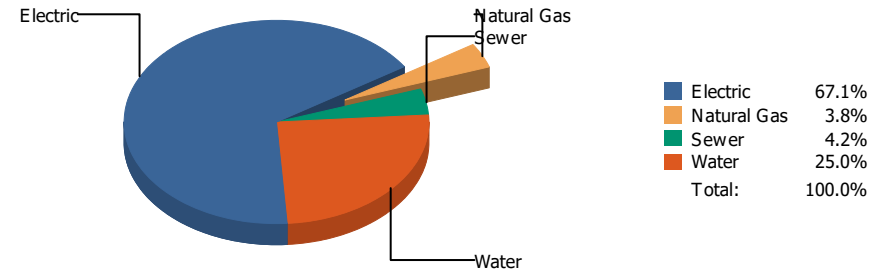


Commodity	Common Use	Energy Use	Energy Use / Area	Total Cost	Cost / Unit	Cost / Area
Place: [CHARLES] H.E. CHARLES 045 [BUILDING]						
Area: 107,867 SqFt						
Billing Period: Jul 2020						
ELECTRIC	41,614.00 kWh	141,987 KBtu	1.316 KBtu/SqFt	\$8,259.99	\$0.198 /kWh	\$0.076 /SqFt
NATURALGAS	380.00 CCF	39,140 KBtu	0.363 KBtu/SqFt	\$475.28	\$1.251 /CCF	\$0.004 /SqFt
SEWER	638.00 CCF			\$1,738.19	\$2.724 /CCF	\$0.016 /SqFt
WATER	2,139.00 CCF			\$9,774.20	\$4.570 /CCF	\$0.091 /SqFt
Totals:		181,127 KBtu	1.679 KBtu/SqFt	\$20,247.66		

Energy

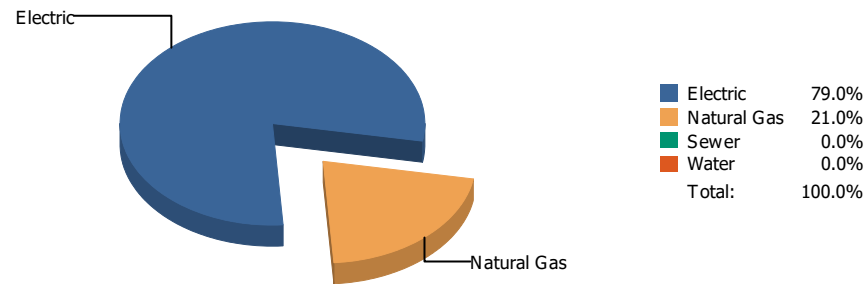


Cost

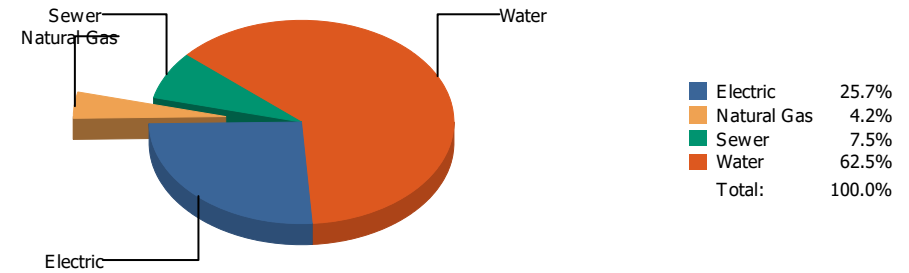


Commodity	Common Use	Energy Use	Energy Use / Area	Total Cost	Cost / Unit	Cost / Area
Place: [CIELO-VISTA] CIELO VISTA 151 [BUILDING] Area: 66,034 SqFt Billing Period: Jul 2020						
ELECTRIC	47,420.00 kWh	161,797 KBtu	2.450 KBtu/SqFt	\$5,901.42	\$0.124 /kWh	\$0.089 /SqFt
NATURALGAS	11.00 CCF	1,133 KBtu	0.017 KBtu/SqFt	\$330.25	\$30.023 /CCF	\$0.005 /SqFt
SEWER	64.00 CCF			\$372.04	\$5.813 /CCF	\$0.006 /SqFt
WATER	650.00 CCF			\$2,195.95	\$3.378 /CCF	\$0.033 /SqFt
Totals:		162,930 KBtu	2.467 KBtu/SqFt	\$8,799.66		

Energy

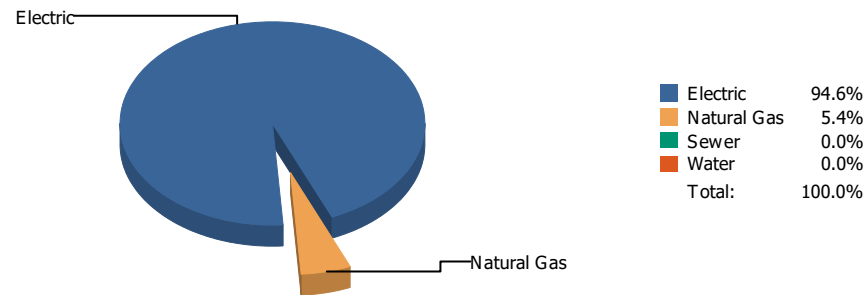


Cost

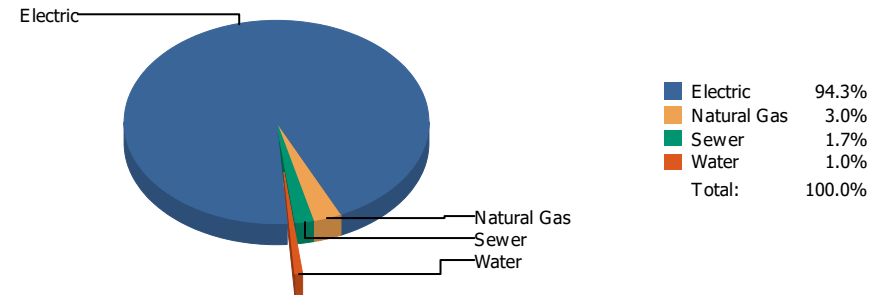


Commodity	Common Use	Energy Use	Energy Use / Area	Total Cost	Cost / Unit	Cost / Area
Place: [CLARDY] CLARDY 109 [BUILDING]						
Area: 70,700 SqFt						
Billing Period: Jul 2020						
ELECTRIC	20,643.00 kWh	70,434 KBtu	0.996 KBtu/SqFt	\$2,404.85	\$0.116 /kWh	\$0.034 /SqFt
NATURALGAS	182.00 CCF	18,746 KBtu	0.265 KBtu/SqFt	\$397.45	\$2.184 /CCF	\$0.006 /SqFt
SEWER	169.00 CCF			\$704.61	\$4.169 /CCF	\$0.010 /SqFt
WATER	952.00 CCF			\$5,848.61	\$6.143 /CCF	\$0.083 /SqFt
Totals:		89,180 KBtu	1.261 KBtu/SqFt	\$9,355.52		

Energy

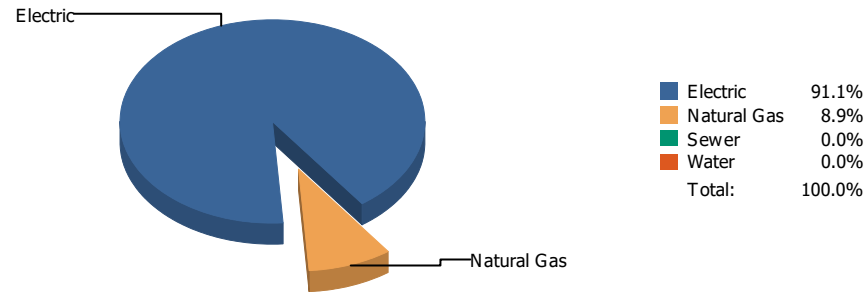


Cost

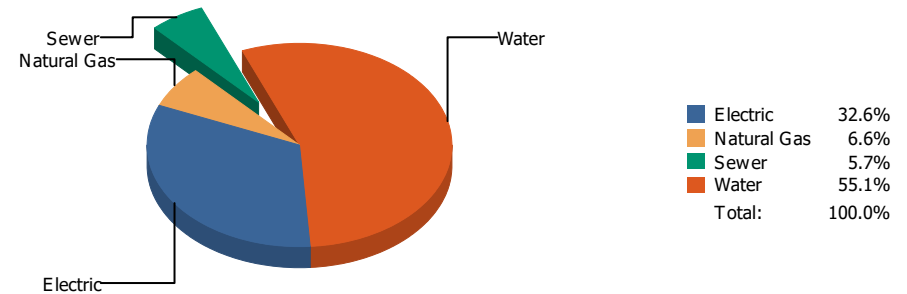


Commodity	Common Use	Energy Use	Energy Use / Area	Total Cost	Cost / Unit	Cost / Area
Place: [CLENDEIN] CLENDEIN 149 [BUILDING]						
Area: 62,721 SqFt						
Billing Period: Jul 2020						
ELECTRIC	41,181.00 kWh	140,510 KBtu	2.240 KBtu/SqFt	\$6,001.00	\$0.146 /kWh	\$0.096 /SqFt
NATURALGAS	78.00 CCF	8,034 KBtu	0.128 KBtu/SqFt	\$193.62	\$2.482 /CCF	\$0.003 /SqFt
SEWER	2.00 CCF			\$110.09	\$55.045 /CCF	\$0.002 /SqFt
WATER	0.00 CCF			\$60.87	\$0.000 /CCF	\$0.001 /SqFt
Totals:		148,544 KBtu	2.368 KBtu/SqFt	\$6,365.58		

Energy



Cost



Commodity	Common Use	Energy Use	Energy Use / Area	Total Cost	Cost / Unit	Cost / Area
Place: [COLDWELL] COLDWELL 110 [BUILDING]						
Area: 67,310 SqFt						
Billing Period: Jul 2020						
ELECTRIC	24,762.00 kWh	84,488 KBtu	1.255 KBtu/SqFt	\$2,589.51	\$0.105 /kWh	\$0.038 /SqFt
NATURALGAS	80.00 CCF	8,240 KBtu	0.122 KBtu/SqFt	\$520.52	\$6.507 /CCF	\$0.008 /SqFt
SEWER	74.00 CCF			\$455.44	\$6.155 /CCF	\$0.007 /SqFt
WATER	657.00 CCF			\$4,368.10	\$6.649 /CCF	\$0.065 /SqFt
Totals:		92,728 KBtu	1.378 KBtu/SqFt	\$7,933.57		

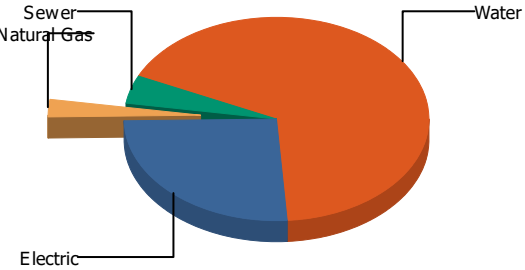
Energy

Electric



Electric	100.0%
Natural Gas	0.0%
Sewer	0.0%
Water	0.0%
Total:	100.0%

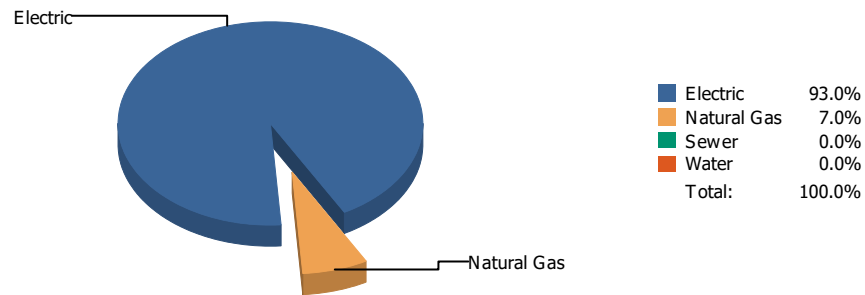
Cost

Sewer
Natural Gas

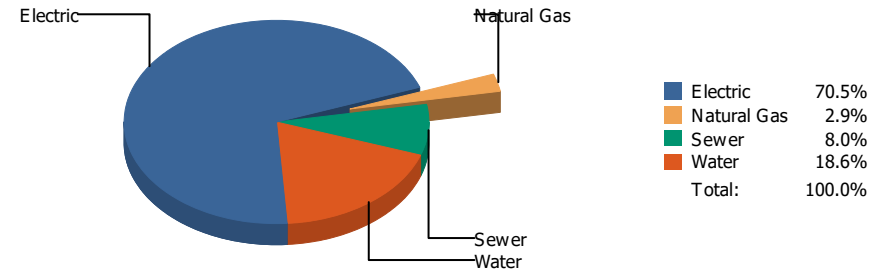
Electric	25.9%
Natural Gas	2.8%
Sewer	4.3%
Water	67.0%
Total:	100.0%

Commodity	Common Use	Energy Use	Energy Use / Area	Total Cost	Cost / Unit	Cost / Area
Place: [COLLINS] COLLINS 142 [BUILDING] Area: 81,245 SqFt Billing Period: Jul 2020						
ELECTRIC	22,075.00 kWh	75,320 KBtu	0.927 KBtu/SqFt	\$3,018.02	\$0.137 /kWh	\$0.037 /SqFt
NATURALGAS	0.00 CCF	0 KBtu	0.000 KBtu/SqFt	\$325.92	\$0.000 /CCF	\$0.004 /SqFt
SEWER	126.00 CCF			\$505.96	\$4.016 /CCF	\$0.006 /SqFt
WATER	1,121.00 CCF			\$7,798.97	\$6.957 /CCF	\$0.096 /SqFt
Totals:		75,320 KBtu	0.927 KBtu/SqFt	\$11,648.87		

Energy

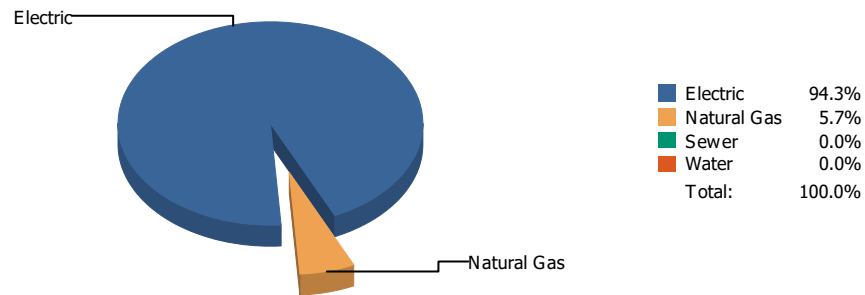


Cost

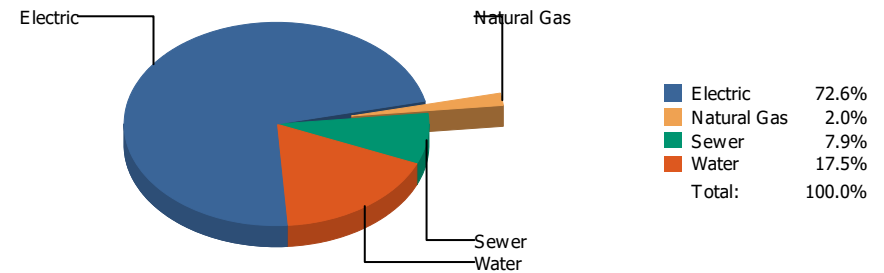


Commodity	Common Use	Energy Use	Energy Use / Area	Total Cost	Cost / Unit	Cost / Area
Place: [COOLEY] COOLEY 111 [BUILDING]						
Area: 95,590 SqFt						
Billing Period: Jul 2020						
ELECTRIC	72,600.00 kWh	247,711 KBtu	2.591 KBtu/SqFt	\$9,686.51	\$0.133 /kWh	\$0.101 /SqFt
NATURALGAS	181.00 CCF	18,643 KBtu	0.195 KBtu/SqFt	\$397.06	\$2.194 /CCF	\$0.004 /SqFt
SEWER	204.00 CCF			\$1,103.89	\$5.411 /CCF	\$0.011 /SqFt
WATER	445.00 CCF			\$2,549.89	\$5.730 /CCF	\$0.026 /SqFt
Totals:		266,354 KBtu	2.786 KBtu/SqFt	\$13,737.35		

Energy

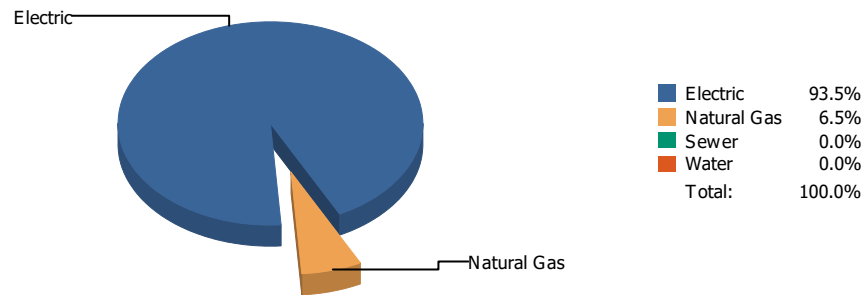


Cost

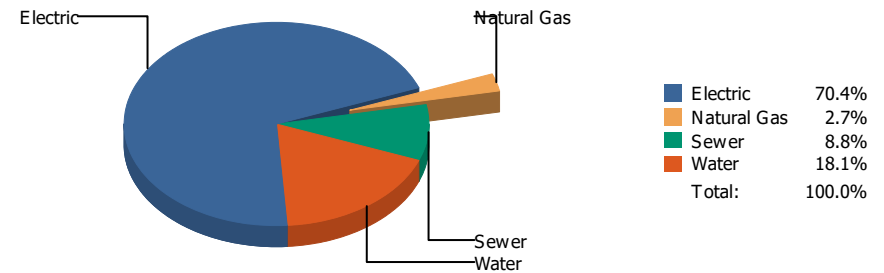


Commodity	Common Use	Energy Use	Energy Use / Area	Total Cost	Cost / Unit	Cost / Area
Place: [CORONADO] CORONADO 005 [BUILDING]						
Area: 406,757 SqFt						
Billing Period: Jul 2020						
ELECTRIC	132,975.00 kWh	453,711 KBtu	1.115 KBtu/SqFt	\$15,997.09	\$0.120 /kWh	\$0.038 /SqFt
NATURALGAS	268.00 CCF	27,604 KBtu	0.068 KBtu/SqFt	\$431.28	\$1.609 /CCF	\$0.001 /SqFt
SEWER	571.00 CCF			\$1,750.75	\$3.066 /CCF	\$0.004 /SqFt
WATER	1,755.00 CCF			\$3,861.03	\$2.200 /CCF	\$0.009 /SqFt
Totals:		481,315 KBtu	1.183 KBtu/SqFt	\$22,040.15		

Energy

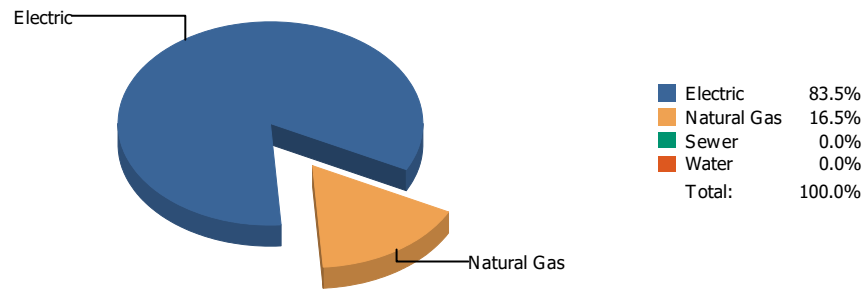


Cost

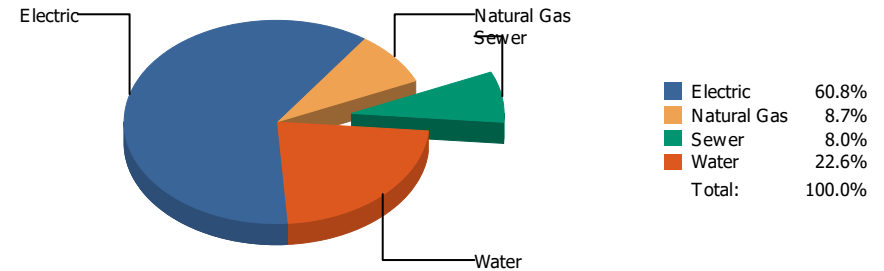


Commodity	Common Use	Energy Use	Energy Use / Area	Total Cost	Cost / Unit	Cost / Area
Place: [CROCKETT_1] CROCKETT 112 [BUILDING]						
Area: 92,585 SqFt						
Billing Period: Jul 2020						
ELECTRIC	33,715.00 kWh	115,036 KBtu	1.242 KBtu/SqFt	\$5,032.32	\$0.149 /kWh	\$0.054 /SqFt
NATURALGAS	78.00 CCF	8,034 KBtu	0.087 KBtu/SqFt	\$193.62	\$2.482 /CCF	\$0.002 /SqFt
SEWER	144.00 CCF			\$628.35	\$4.364 /CCF	\$0.007 /SqFt
WATER	218.00 CCF			\$1,294.96	\$5.940 /CCF	\$0.014 /SqFt
Totals:		123,070 KBtu	1.329 KBtu/SqFt	\$7,149.25		

Energy

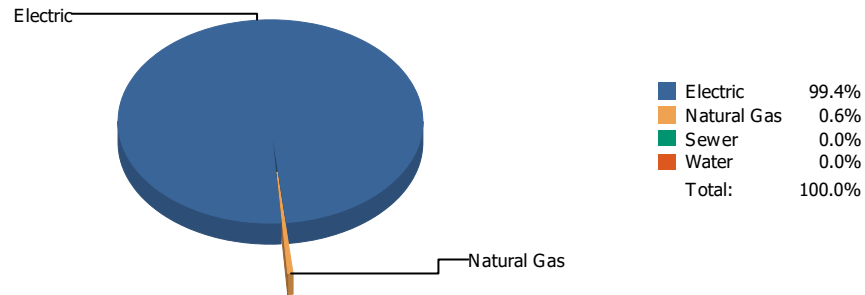


Cost

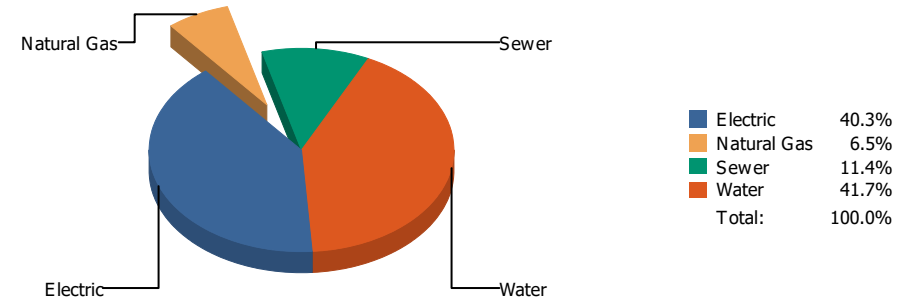


Commodity	Common Use	Energy Use	Energy Use / Area	Total Cost	Cost / Unit	Cost / Area
Place: [CROSBY] CROSBY 113 [BUILDING]						
Area: 83,100 SqFt						
Billing Period: Jul 2020						
ELECTRIC	22,973.00 kWh	78,384 KBtu	0.943 KBtu/SqFt	\$2,697.65	\$0.117 /kWh	\$0.032 /SqFt
NATURALGAS	150.00 CCF	15,450 KBtu	0.186 KBtu/SqFt	\$384.88	\$2.566 /CCF	\$0.005 /SqFt
SEWER	66.00 CCF			\$354.10	\$5.365 /CCF	\$0.004 /SqFt
WATER	207.00 CCF			\$1,002.63	\$4.844 /CCF	\$0.012 /SqFt
Totals:		93,834 KBtu	1.129 KBtu/SqFt	\$4,439.26		

Energy

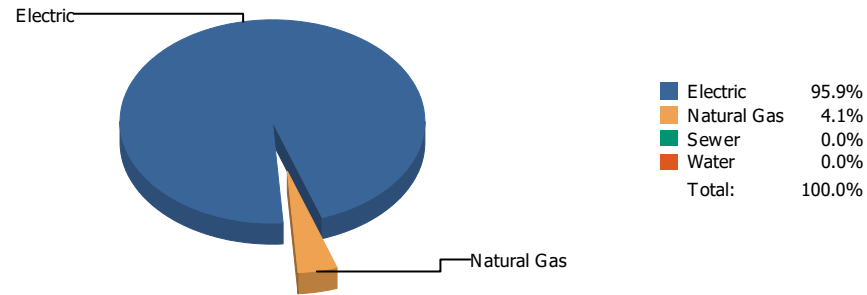


Cost

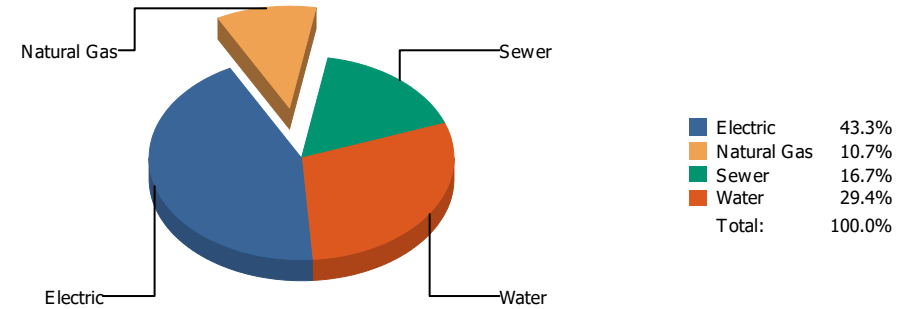


Commodity	Common Use	Energy Use	Energy Use / Area	Total Cost	Cost / Unit	Cost / Area
Place: [DOUGLASS] DOUGLASS 114 [BUILDING]						
Area: 86,903 SqFt						
Billing Period: Jul 2020						
ELECTRIC	15,421.00 kWh	52,616 KBtu	0.605 KBtu/SqFt	\$2,032.52	\$0.132 /kWh	\$0.023 /SqFt
NATURALGAS	3.00 CCF	309 KBtu	0.004 KBtu/SqFt	\$327.11	\$109.037 /CCF	\$0.004 /SqFt
SEWER	132.00 CCF			\$576.80	\$4.370 /CCF	\$0.006 /SqFt
WATER	437.00 CCF			\$2,101.83	\$4.810 /CCF	\$0.024 /SqFt
Totals:		52,925 KBtu	0.609 KBtu/SqFt	\$5,038.26		

Energy



Cost



Commodity	Common Use	Energy Use	Energy Use / Area	Total Cost	Cost / Unit	Cost / Area
Place: [DOWELL] DOWELL 115 [BUILDING]						
Area: 55,801 SqFt						
Billing Period: Jul 2020						
ELECTRIC	7,143.00 kWh	24,372 KBtu	0.437 KBtu/SqFt	\$676.78	\$0.095 /kWh	\$0.012 /SqFt
NATURALGAS	10.00 CCF	1,030 KBtu	0.018 KBtu/SqFt	\$166.71	\$16.671 /CCF	\$0.003 /SqFt
SEWER	82.00 CCF			\$261.18	\$3.185 /CCF	\$0.005 /SqFt
WATER	143.00 CCF			\$459.51	\$3.213 /CCF	\$0.008 /SqFt
Totals:		25,402 KBtu	0.455 KBtu/SqFt	\$1,564.18		

Energy

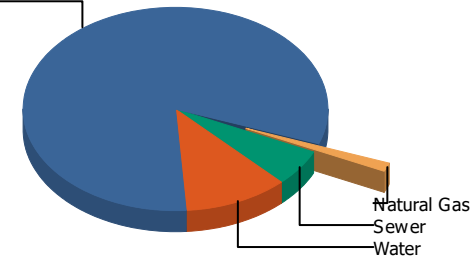
Electric



Electric	100.0%
Natural Gas	0.0%
Sewer	0.0%
Water	0.0%
Total:	100.0%

Cost

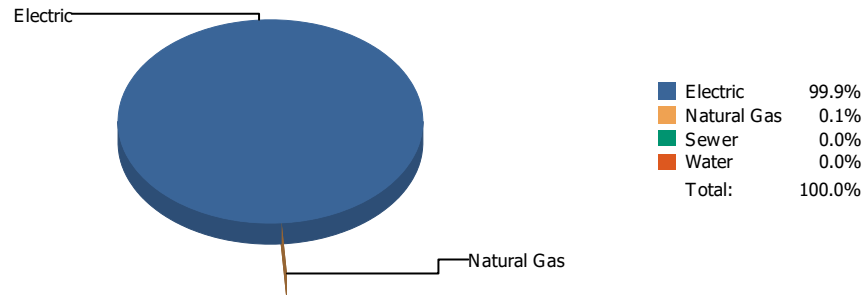
Electric



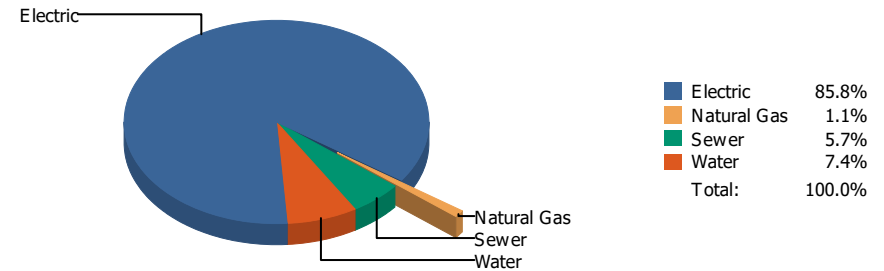
Electric	81.6%
Natural Gas	1.5%
Sewer	5.8%
Water	11.1%
Total:	100.0%

Commodity	Common Use	Energy Use	Energy Use / Area	Total Cost	Cost / Unit	Cost / Area
Place: [DRHORNEDOMIDDLESCHOOL_1] DR. HORNEDO MIDDLE SCHOOL 058 [BUILDING]						
Area: 184,871 SqFt						
Billing Period: Jul 2020						
ELECTRIC	53,400.00 kWh	182,201 KBtu	0.986 KBtu/SqFt	\$8,882.55	\$0.166 /kWh	\$0.048 /SqFt
NATURALGAS	0.00 CCF	0 KBtu	0.000 KBtu/SqFt	\$162.96	\$0.000 /CCF	\$0.001 /SqFt
SEWER	128.00 CCF			\$636.59	\$4.973 /CCF	\$0.003 /SqFt
WATER	180.00 CCF			\$1,207.55	\$6.709 /CCF	\$0.007 /SqFt
Totals:		182,201 KBtu	0.986 KBtu/SqFt	\$10,889.65		

Energy

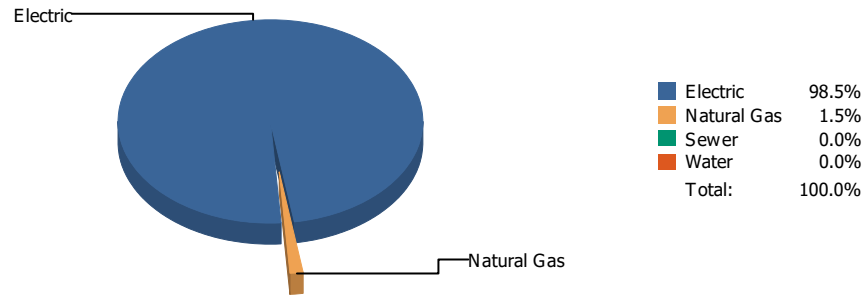


Cost

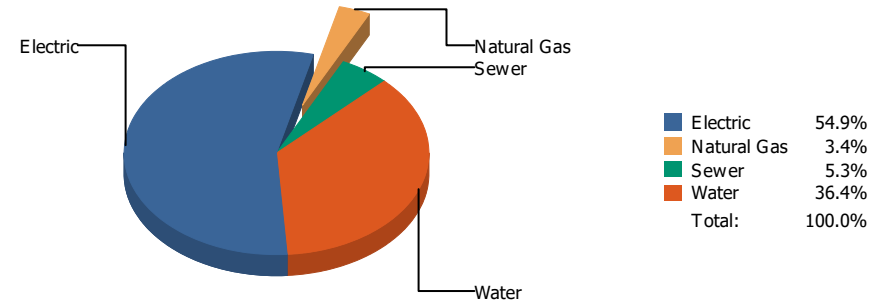


Commodity	Common Use	Energy Use	Energy Use / Area	Total Cost	Cost / Unit	Cost / Area
Place: [ED-CENTER] ED CENTER 919 [BUILDING] Area: 220,243 SqFt Billing Period: Jul 2020						
ELECTRIC	273,519.00 kWh	933,247 KBtu	4.237 KBtu/SqFt	\$25,096.34	\$0.092 /kWh	\$0.114 /SqFt
NATURALGAS	5.00 CCF	515 KBtu	0.002 KBtu/SqFt	\$327.89	\$65.578 /CCF	\$0.001 /SqFt
SEWER	357.00 CCF			\$1,660.63	\$4.652 /CCF	\$0.007 /SqFt
WATER	483.00 CCF			\$2,164.15	\$4.481 /CCF	\$0.009 /SqFt
Totals:		933,762 KBtu	4.240 KBtu/SqFt	\$29,249.01		

Energy

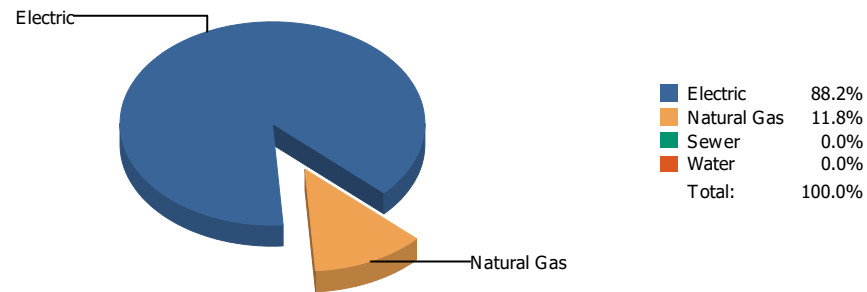


Cost

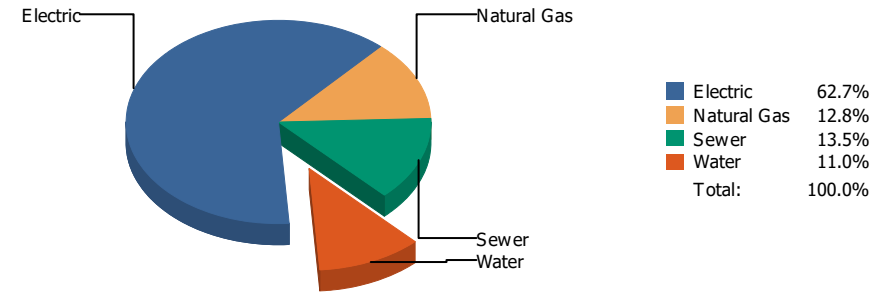


Commodity	Common Use	Energy Use	Energy Use / Area	Total Cost	Cost / Unit	Cost / Area
Place: [EL-PASO-HIGH] EL PASO HIGH 006 [BUILDING] Area: 236,062 SqFt Billing Period: Jul 2020						
ELECTRIC	123,216.00 kWh	420,413 KBtu	1.781 KBtu/SqFt	\$16,109.54	\$0.131 /kWh	\$0.068 /SqFt
NATURALGAS	61.00 CCF	6,283 KBtu	0.027 KBtu/SqFt	\$1,001.86	\$16.424 /CCF	\$0.004 /SqFt
SEWER	395.00 CCF			\$1,552.88	\$3.931 /CCF	\$0.006 /SqFt
WATER	1,888.00 CCF			\$10,660.26	\$5.646 /CCF	\$0.045 /SqFt
Totals:		426,696 KBtu	1.808 KBtu/SqFt	\$29,324.54		

Energy

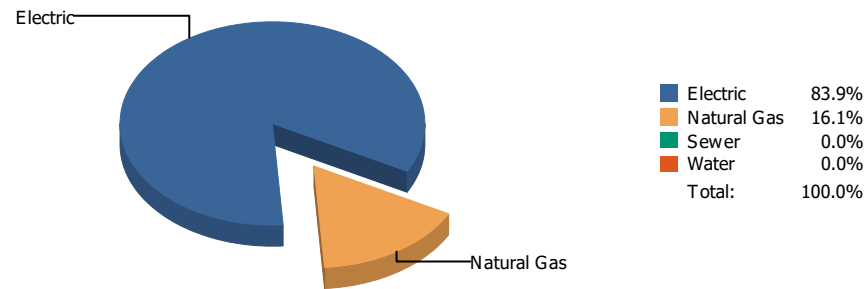


Cost

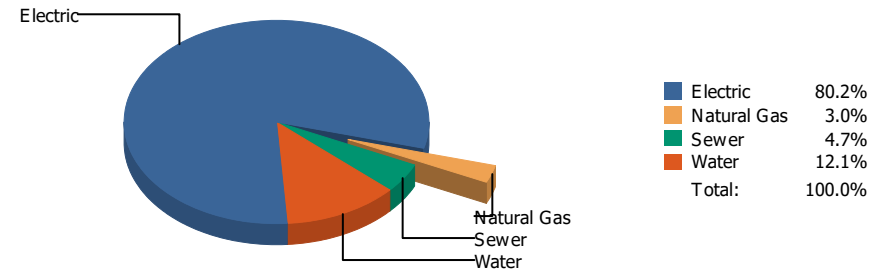


Commodity	Common Use	Energy Use	Energy Use / Area	Total Cost	Cost / Unit	Cost / Area
Place: [FANNIN] FANNIN 116 [BUILDING]						
Area: 73,291 SqFt						
Billing Period: Jul 2020						
ELECTRIC	17,783.00 kWh	60,676 KBtu	0.828 KBtu/SqFt	\$2,538.46	\$0.143 /kWh	\$0.034 /SqFt
NATURALGAS	79.00 CCF	8,137 KBtu	0.111 KBtu/SqFt	\$519.93	\$6.581 /CCF	\$0.007 /SqFt
SEWER	95.00 CCF			\$544.77	\$5.734 /CCF	\$0.007 /SqFt
WATER	57.00 CCF			\$445.10	\$7.809 /CCF	\$0.006 /SqFt
Totals:		68,813 KBtu	0.939 KBtu/SqFt	\$4,048.26		

Energy

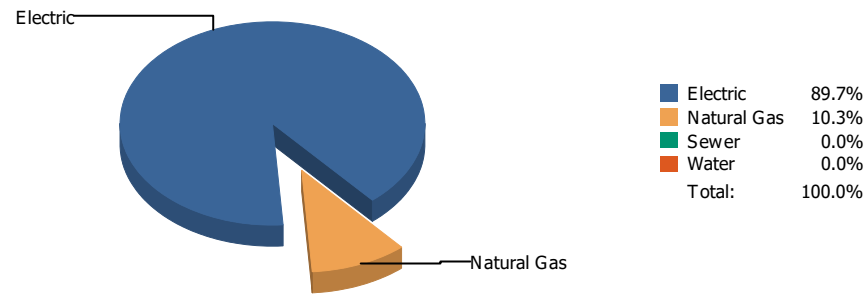


Cost

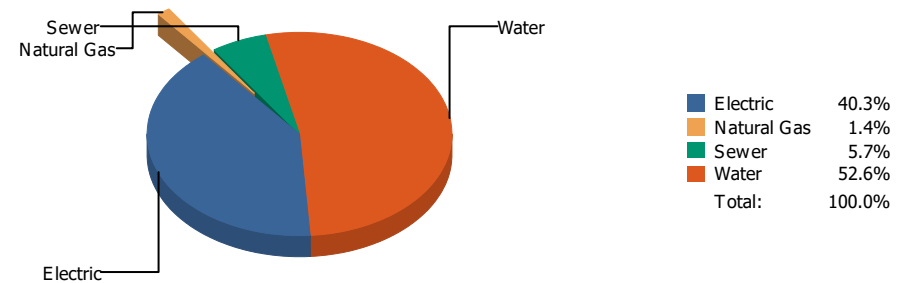


Commodity	Common Use	Energy Use	Energy Use / Area	Total Cost	Cost / Unit	Cost / Area
Place: [FRANKLIN] FRANKLIN HIGH SCHOOL 010 [BUILDING]						
Area: 329,377 SqFt						
Billing Period: Jul 2020						
ELECTRIC	111,046.00 kWh	378,889 KBtu	1.150 KBtu/SqFt	\$16,053.37	\$0.145 /kWh	\$0.049 /SqFt
NATURALGAS	708.00 CCF	72,924 KBtu	0.221 KBtu/SqFt	\$601.54	\$0.850 /CCF	\$0.002 /SqFt
SEWER	272.00 CCF			\$947.63	\$3.484 /CCF	\$0.003 /SqFt
WATER	621.00 CCF			\$2,426.34	\$3.907 /CCF	\$0.007 /SqFt
Totals:		451,813 KBtu	1.372 KBtu/SqFt	\$20,028.88		

Energy

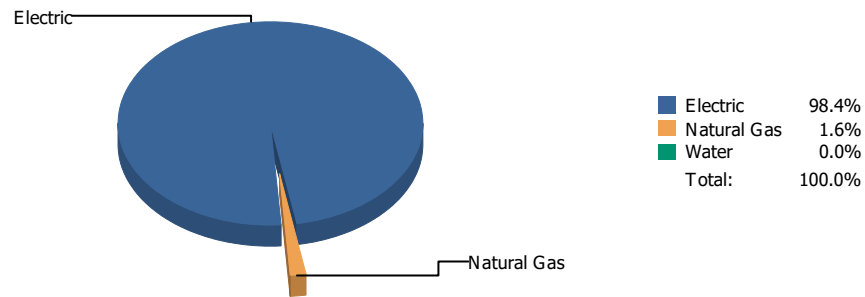


Cost

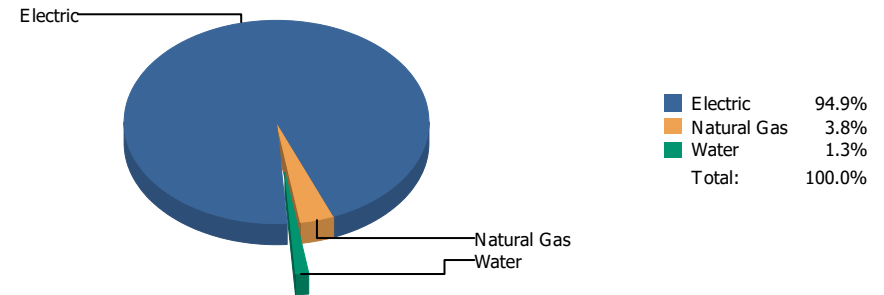


Commodity	Common Use	Energy Use	Energy Use / Area	Total Cost	Cost / Unit	Cost / Area
Place: [FRANKLIN9THGRADECENTER_2] FRANKLIN 9TH GRADE CENTER 053 [BUILDING]						
Area: 193,158 SqFt						
Billing Period: Jul 2020						
ELECTRIC	34,200.00 kWh	116,690 KBtu	0.604 KBtu/SqFt	\$6,126.37	\$0.179 /kWh	\$0.032 /SqFt
NATURALGAS	130.00 CCF	13,390 KBtu	0.069 KBtu/SqFt	\$214.06	\$1.647 /CCF	\$0.001 /SqFt
SEWER	234.00 CCF			\$865.55	\$3.699 /CCF	\$0.004 /SqFt
WATER	3,800.00 CCF			\$8,009.03	\$2.108 /CCF	\$0.041 /SqFt
Totals:		130,080 KBtu	0.673 KBtu/SqFt	\$15,215.01		

Energy

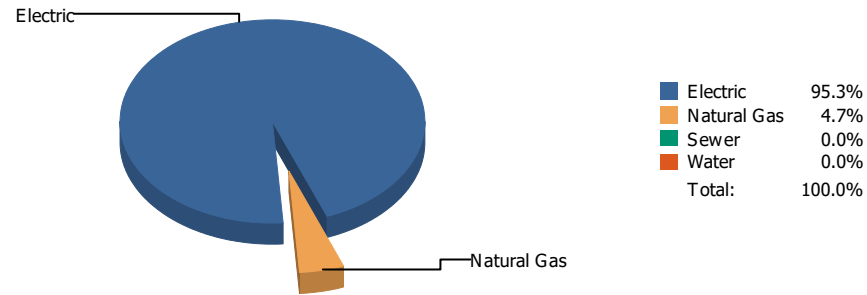


Cost

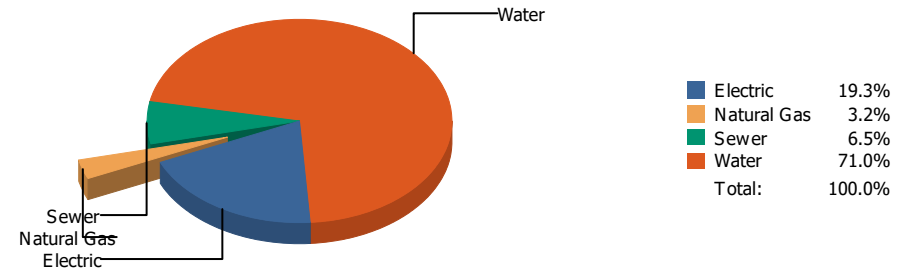


Commodity	Common Use	Energy Use	Energy Use / Area	Total Cost	Cost / Unit	Cost / Area
Place: [GAMBLE] JAMES GAMBLE WAREHOUSE [BUILDING]						
Area: 53,241 SqFt						
Billing Period: Jul 2020						
ELECTRIC	36,700.00 kWh	125,220 KBtu	2.352 KBtu/SqFt	\$4,327.08	\$0.118 /kWh	\$0.081 /SqFt
NATURALGAS	20.00 CCF	2,060 KBtu	0.039 KBtu/SqFt	\$171.00	\$8.550 /CCF	\$0.003 /SqFt
WATER	0.00 CCF			\$59.49	\$0.000 /CCF	\$0.001 /SqFt
Totals:		127,280 KBtu	2.391 KBtu/SqFt	\$4,557.57		

Energy

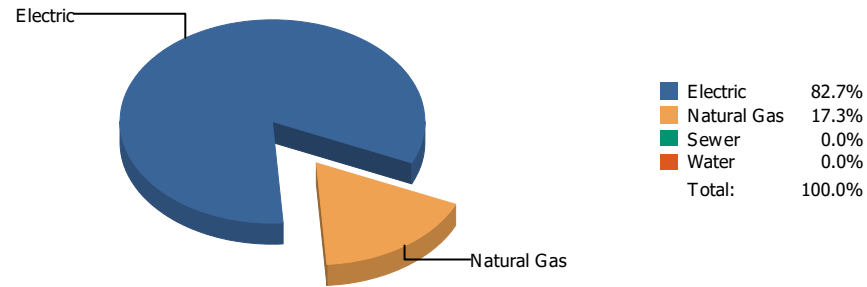


Cost

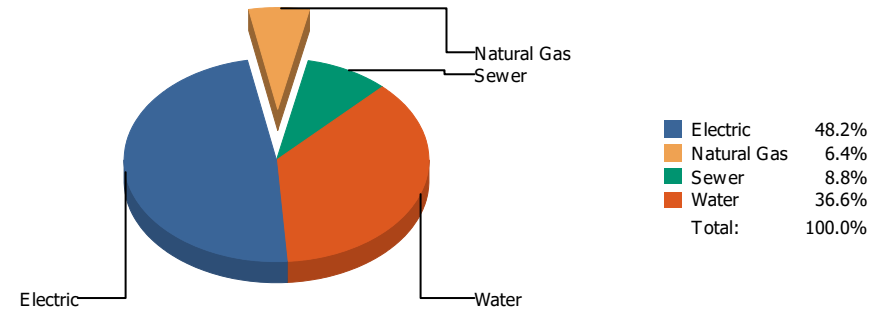


Commodity	Common Use	Energy Use	Energy Use / Area	Total Cost	Cost / Unit	Cost / Area
Place: [GREEN] GREEN ELEMENTARY SCHOOL 162 [BUILDING]						
Area: 88,156 SqFt						
Billing Period: Jul 2020						
ELECTRIC	20,700.00 kWh	70,628 KBtu	0.801 KBtu/SqFt	\$2,040.23	\$0.099 /kWh	\$0.023 /SqFt
NATURALGAS	34.00 CCF	3,502 KBtu	0.040 KBtu/SqFt	\$339.31	\$9.980 /CCF	\$0.004 /SqFt
SEWER	100.00 CCF			\$681.88	\$6.819 /CCF	\$0.008 /SqFt
WATER	1,031.00 CCF			\$7,484.40	\$7.259 /CCF	\$0.085 /SqFt
Totals:		74,130 KBtu	0.841 KBtu/SqFt	\$10,545.82		

Energy

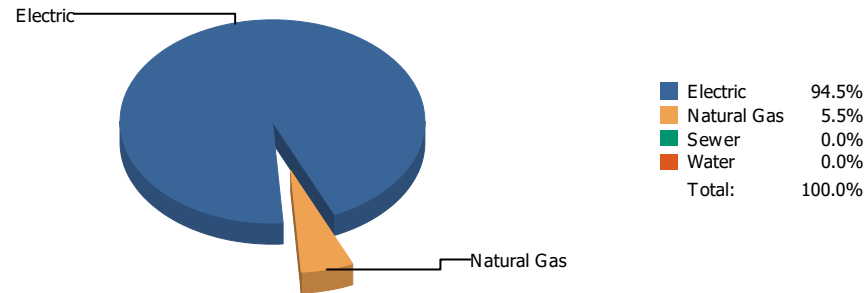


Cost

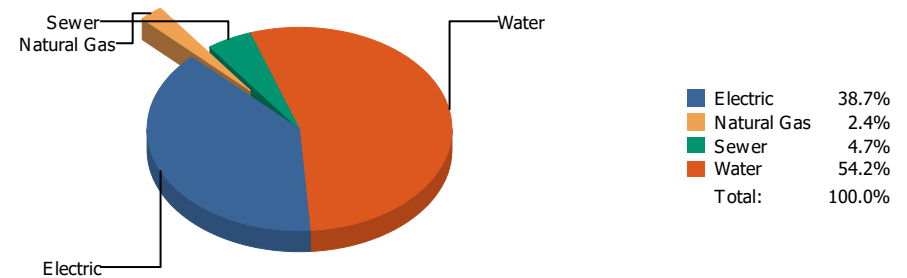


Commodity	Common Use	Energy Use	Energy Use / Area	Total Cost	Cost / Unit	Cost / Area
Place: [GUERRERO] ROSA GUERRERO ELEMENTARY 163 [BUILDING]						
Area: 88,641 SqFt						
Billing Period: Jul 2020						
ELECTRIC	25,320.00 kWh	86,392 KBtu	0.975 KBtu/SqFt	\$2,964.67	\$0.117 /kWh	\$0.033 /SqFt
NATURALGAS	176.00 CCF	18,128 KBtu	0.205 KBtu/SqFt	\$395.08	\$2.245 /CCF	\$0.004 /SqFt
SEWER	93.00 CCF			\$540.45	\$5.811 /CCF	\$0.006 /SqFt
WATER	970.00 CCF			\$2,254.92	\$2.325 /CCF	\$0.025 /SqFt
Totals:		104,520 KBtu	1.179 KBtu/SqFt	\$6,155.12		

Energy

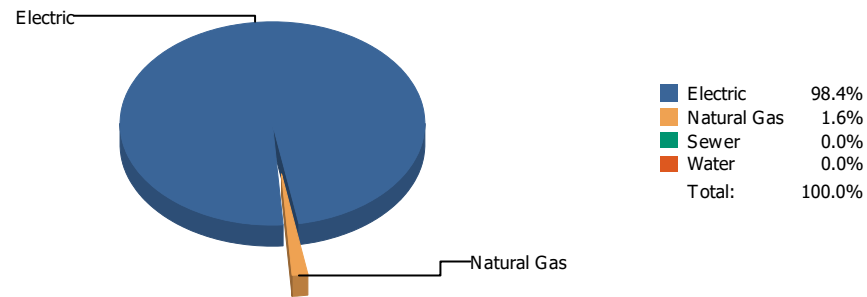


Cost

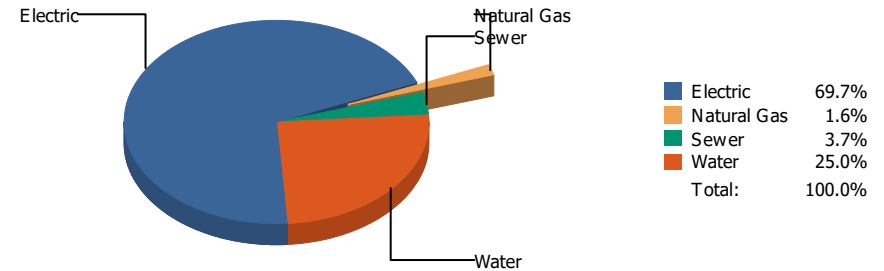


Commodity	Common Use	Energy Use	Energy Use / Area	Total Cost	Cost / Unit	Cost / Area
Place: [GUILLEN] GUILLEN 044 [BUILDING]						
Area: 223,773 SqFt						
Billing Period: Jul 2020						
ELECTRIC	63,448.00 kWh	216,485 KBtu	0.967 KBtu/SqFt	\$6,096.22	\$0.096 /kWh	\$0.027 /SqFt
NATURALGAS	122.00 CCF	12,566 KBtu	0.056 KBtu/SqFt	\$373.86	\$3.064 /CCF	\$0.002 /SqFt
SEWER	187.00 CCF			\$743.49	\$3.976 /CCF	\$0.003 /SqFt
WATER	1,706.00 CCF			\$8,550.89	\$5.012 /CCF	\$0.038 /SqFt
Totals:		229,051 KBtu	1.024 KBtu/SqFt	\$15,764.46		

Energy

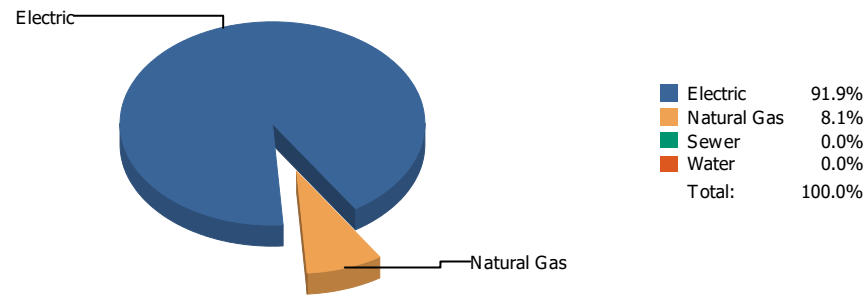


Cost

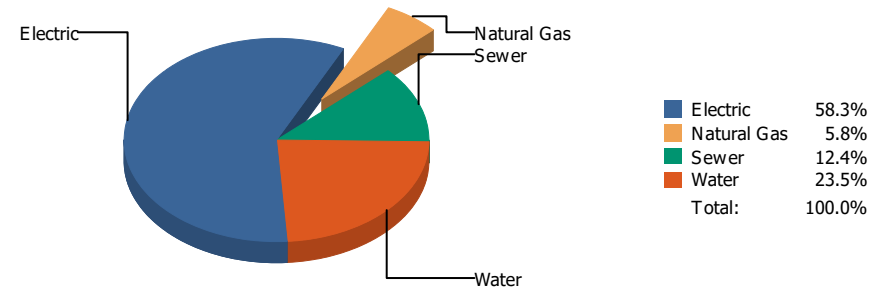


Commodity	Common Use	Energy Use	Energy Use / Area	Total Cost	Cost / Unit	Cost / Area
Place: [HART] HART 118 [BUILDING] Area: 63,357 SqFt Billing Period: Jul 2020						
ELECTRIC	47,400.00 kWh	161,729 KBtu	2.553 KBtu/SqFt	\$7,466.68	\$0.158 /kWh	\$0.118 /SqFt
NATURALGAS	25.00 CCF	2,575 KBtu	0.041 KBtu/SqFt	\$172.61	\$6.904 /CCF	\$0.003 /SqFt
SEWER	77.00 CCF			\$400.12	\$5.196 /CCF	\$0.006 /SqFt
WATER	446.00 CCF			\$2,674.57	\$5.997 /CCF	\$0.042 /SqFt
Totals:		164,304 KBtu	2.593 KBtu/SqFt	\$10,713.98		

Energy

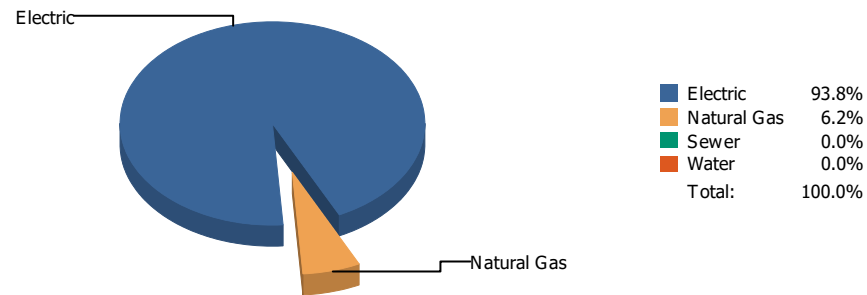


Cost

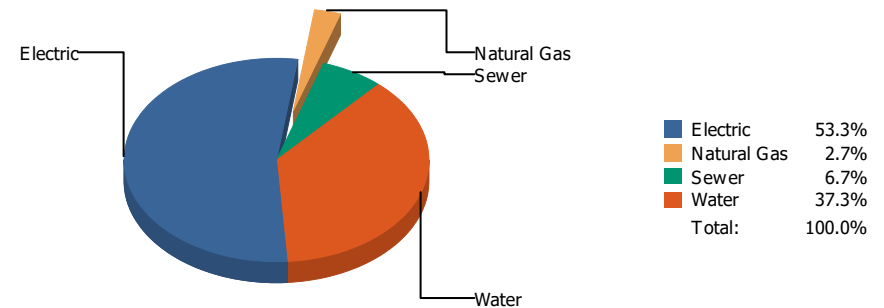


Commodity	Common Use	Energy Use	Energy Use / Area	Total Cost	Cost / Unit	Cost / Area
Place: [HAWKINS] HAWKINS 119 [BUILDING]						
Area: 57,207 SqFt						
Billing Period: Jul 2020						
ELECTRIC	18,194.00 kWh	62,078 KBtu	1.085 KBtu/SqFt	\$1,851.64	\$0.102 /kWh	\$0.032 /SqFt
NATURALGAS	53.00 CCF	5,459 KBtu	0.095 KBtu/SqFt	\$183.79	\$3.468 /CCF	\$0.003 /SqFt
SEWER	84.00 CCF			\$392.98	\$4.678 /CCF	\$0.007 /SqFt
WATER	165.00 CCF			\$745.72	\$4.520 /CCF	\$0.013 /SqFt
Totals:		67,537 KBtu	1.181 KBtu/SqFt	\$3,174.13		

Energy

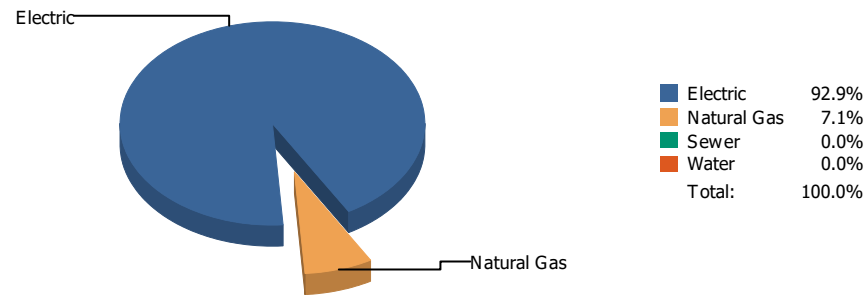


Cost

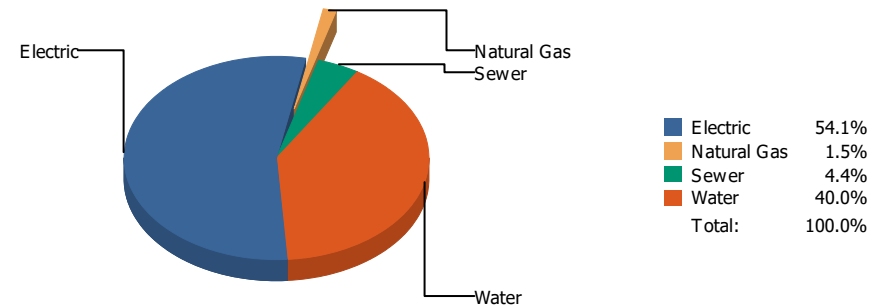


Commodity	Common Use	Energy Use	Energy Use / Area	Total Cost	Cost / Unit	Cost / Area
Place: [HENDERSO] HENDERSON 041 [BUILDING]						
Area: 145,254 SqFt						
Billing Period: Jul 2020						
ELECTRIC	28,945.00 kWh	98,760 KBtu	0.680 KBtu/SqFt	\$3,691.36	\$0.128 /kWh	\$0.025 /SqFt
NATURALGAS	63.00 CCF	6,489 KBtu	0.045 KBtu/SqFt	\$187.73	\$2.980 /CCF	\$0.001 /SqFt
SEWER	166.00 CCF			\$464.33	\$2.797 /CCF	\$0.003 /SqFt
WATER	807.00 CCF			\$2,581.90	\$3.199 /CCF	\$0.018 /SqFt
Totals:		105,249 KBtu	0.725 KBtu/SqFt	\$6,925.32		

Energy



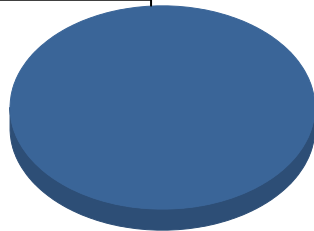
Cost



Commodity	Common Use	Energy Use	Energy Use / Area	Total Cost	Cost / Unit	Cost / Area
Place: [HERRERA_1] HERRERA ELEMENTARY 174 [BUILDING]						
Area: 86,275 SqFt						
Billing Period: Jul 2020						
ELECTRIC	52,200.00 kWh	178,106 KBtu	2.064 KBtu/SqFt	\$7,718.90	\$0.148 /kWh	\$0.089 /SqFt
NATURALGAS	132.00 CCF	13,596 KBtu	0.158 KBtu/SqFt	\$214.84	\$1.628 /CCF	\$0.002 /SqFt
SEWER	124.00 CCF			\$627.95	\$5.064 /CCF	\$0.007 /SqFt
WATER	968.00 CCF			\$5,704.72	\$5.893 /CCF	\$0.066 /SqFt
Totals:		191,702 KBtu	2.222 KBtu/SqFt	\$14,266.41		

Energy

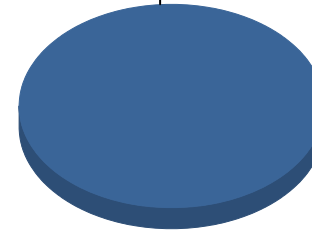
Electric



■ Electric 100.0%
Total: 100.0%

Cost

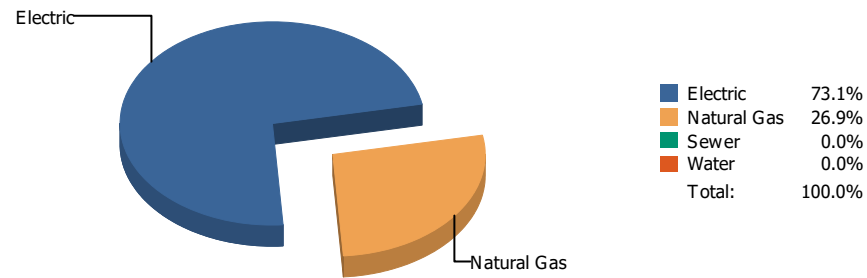
Electric



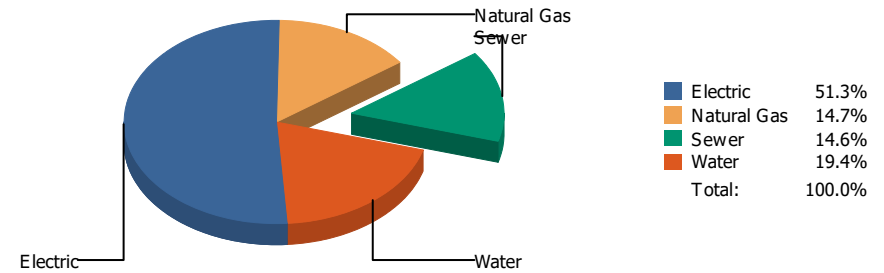
■ Electric 100.0%
Total: 100.0%

Commodity	Common Use	Energy Use	Energy Use / Area	Total Cost	Cost / Unit	Cost / Area
Place: [HIGHLAND] HIGHLAND/ANNEX 120 [BUILDING]						
Area: 33,705 SqFt						
Billing Period: Jul 2020						
ELECTRIC	34,680.00 kWh	118,328 KBtu	3.511 KBtu/SqFt	\$2,593.20	\$0.075 /kWh	\$0.077 /SqFt
Totals:		118,328 KBtu	3.511 KBtu/SqFt	\$2,593.20		

Energy

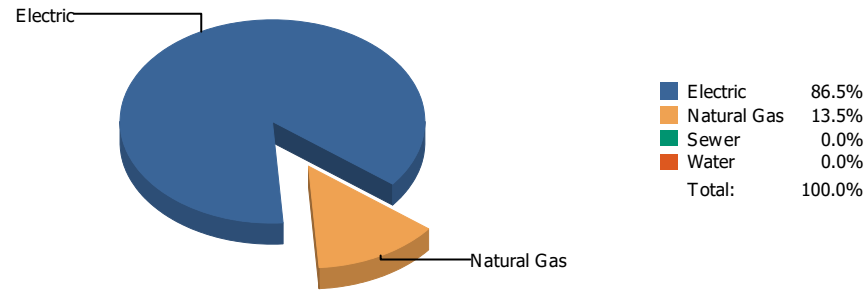


Cost

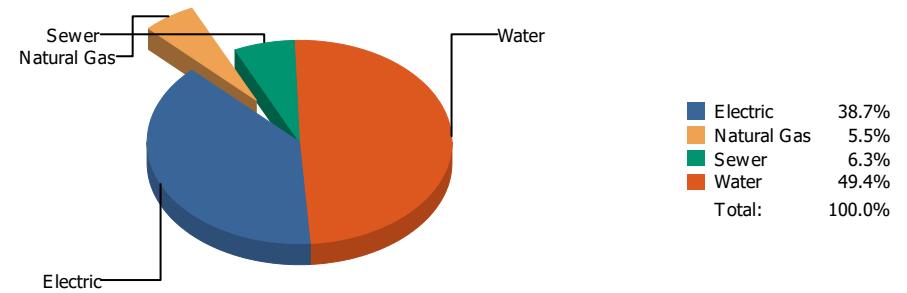


Commodity	Common Use	Energy Use	Energy Use / Area	Total Cost	Cost / Unit	Cost / Area
Place: [HILLSIDE] HILLSIDE 121 [BUILDING] Area: 80,656 SqFt Billing Period: Jul 2020						
ELECTRIC	17,752.00 kWh	60,570 KBtu	0.751 KBtu/SqFt	\$2,002.64	\$0.113 /kWh	\$0.025 /SqFt
NATURALGAS	216.00 CCF	22,248 KBtu	0.276 KBtu/SqFt	\$573.85	\$2.657 /CCF	\$0.007 /SqFt
SEWER	106.00 CCF			\$568.53	\$5.363 /CCF	\$0.007 /SqFt
WATER	171.00 CCF			\$755.53	\$4.418 /CCF	\$0.009 /SqFt
Totals:		82,818 KBtu	1.027 KBtu/SqFt	\$3,900.55		

Energy

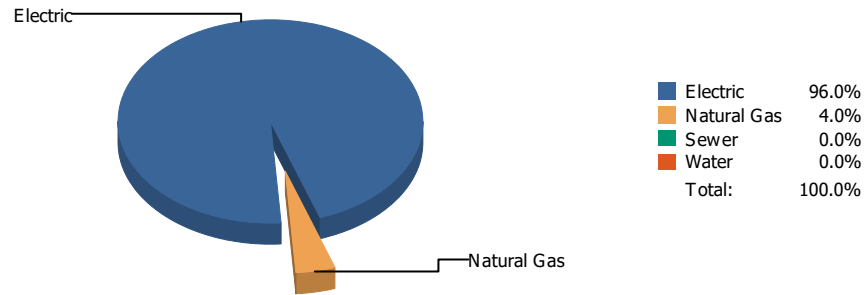


Cost

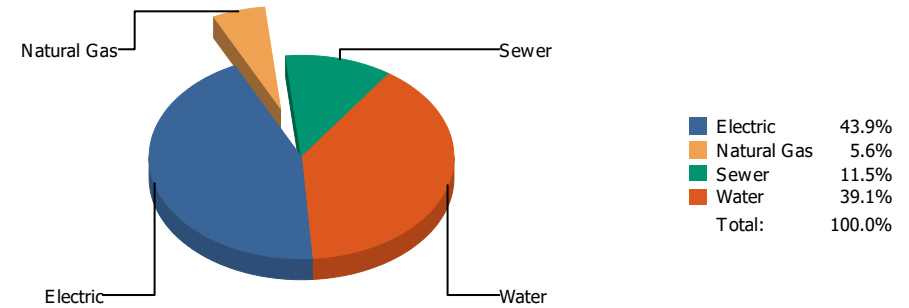


Commodity	Common Use	Energy Use	Energy Use / Area	Total Cost	Cost / Unit	Cost / Area
Place: [HOUSTON] HOUSTON 122 [BUILDING]						
Area: 84,178 SqFt						
Billing Period: Jul 2020						
ELECTRIC	15,520.00 kWh	52,954 KBtu	0.629 KBtu/SqFt	\$2,507.43	\$0.162 /kWh	\$0.030 /SqFt
NATURALGAS	80.00 CCF	8,240 KBtu	0.098 KBtu/SqFt	\$357.36	\$4.467 /CCF	\$0.004 /SqFt
SEWER	32.00 CCF			\$408.69	\$12.772 /CCF	\$0.005 /SqFt
WATER	860.00 CCF			\$3,201.57	\$3.723 /CCF	\$0.038 /SqFt
Totals:		61,194 KBtu	0.727 KBtu/SqFt	\$6,475.05		

Energy

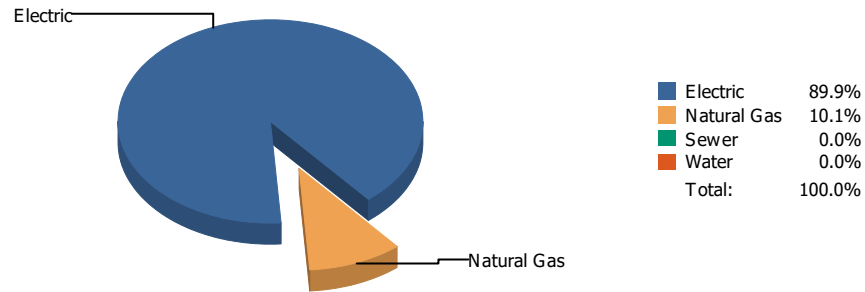


Cost

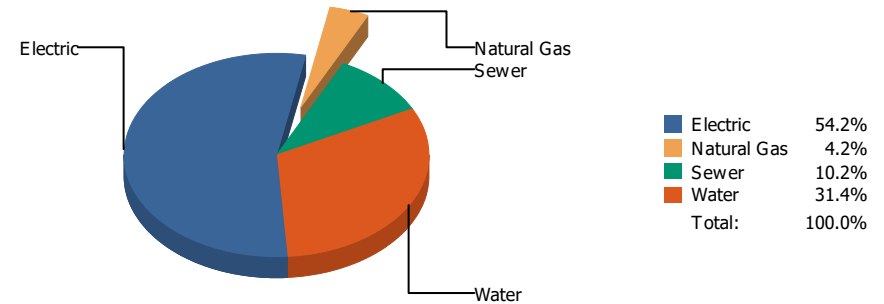


Commodity	Common Use	Energy Use	Energy Use / Area	Total Cost	Cost / Unit	Cost / Area
Place: [HUGHEY] HUGHEY 123 [BUILDING] Area: 74,815 SqFt Billing Period: Jul 2020						
ELECTRIC	28,638.00 kWh	97,713 KBtu	1.306 KBtu/SqFt	\$3,961.26	\$0.138 /kWh	\$0.053 /SqFt
NATURALGAS	40.00 CCF	4,120 KBtu	0.055 KBtu/SqFt	\$504.80	\$12.620 /CCF	\$0.007 /SqFt
SEWER	273.00 CCF			\$1,035.02	\$3.791 /CCF	\$0.014 /SqFt
WATER	785.00 CCF			\$3,529.19	\$4.496 /CCF	\$0.047 /SqFt
Totals:		101,833 KBtu	1.361 KBtu/SqFt	\$9,030.27		

Energy

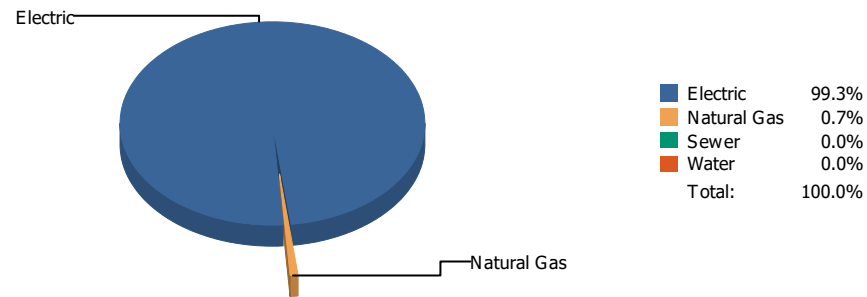


Cost

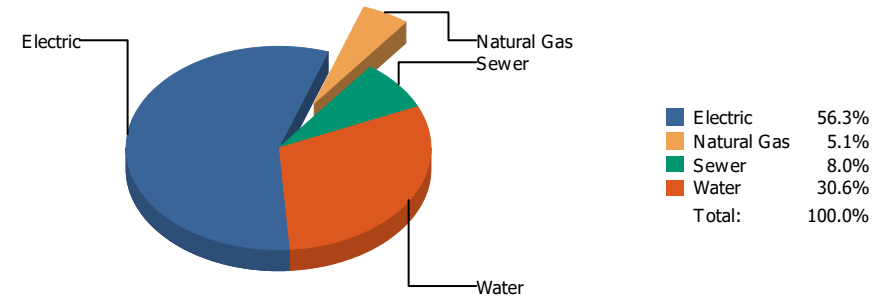


Commodity	Common Use	Energy Use	Energy Use / Area	Total Cost	Cost / Unit	Cost / Area
Place: [IRVIN] IRVIN 008 [BUILDING]						
Area: 303,804 SqFt						
Billing Period: Jul 2020						
ELECTRIC	56,620.00 kWh	193,187 KBtu	0.636 KBtu/SqFt	\$7,385.86	\$0.130 /kWh	\$0.024 /SqFt
NATURALGAS	210.00 CCF	21,630 KBtu	0.071 KBtu/SqFt	\$571.43	\$2.721 /CCF	\$0.002 /SqFt
SEWER	537.00 CCF			\$1,393.72	\$2.595 /CCF	\$0.005 /SqFt
WATER	1,242.00 CCF			\$4,272.01	\$3.440 /CCF	\$0.014 /SqFt
Totals:		214,817 KBtu	0.707 KBtu/SqFt	\$13,623.02		

Energy

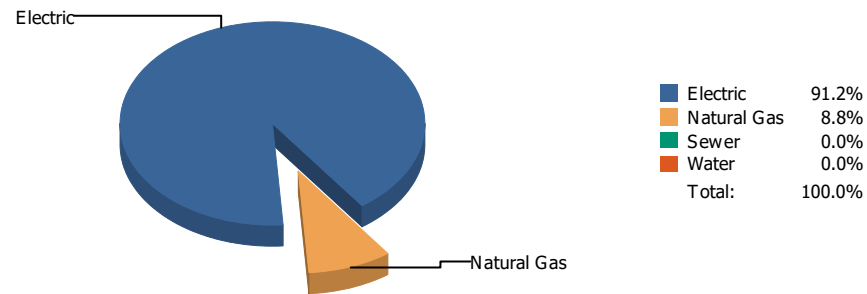


Cost

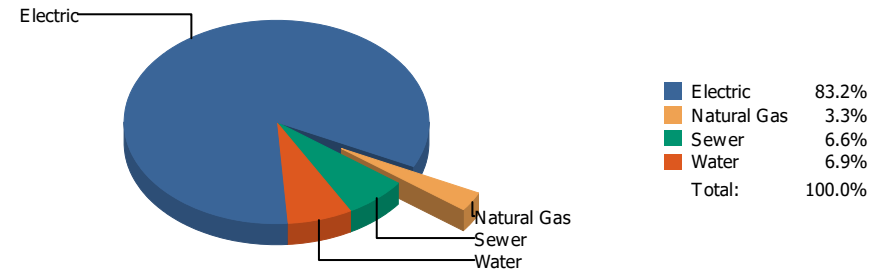


Commodity	Common Use	Energy Use	Energy Use / Area	Total Cost	Cost / Unit	Cost / Area
Place: [JEFFERSN] JEFFERSON 009 [BUILDING]						
Area: 257,708 SqFt						
Billing Period: Jul 2020						
ELECTRIC	86,956.00 kWh	296,694 KBtu	1.151 KBtu/SqFt	\$8,906.68	\$0.102 /kWh	\$0.034 /SqFt
NATURALGAS	21.00 CCF	2,163 KBtu	0.008 KBtu/SqFt	\$814.80	\$38.800 /CCF	\$0.003 /SqFt
SEWER	313.00 CCF			\$1,261.60	\$4.031 /CCF	\$0.005 /SqFt
WATER	852.00 CCF			\$4,840.69	\$5.682 /CCF	\$0.018 /SqFt
Totals:		298,857 KBtu	1.160 KBtu/SqFt	\$15,823.77		

Energy

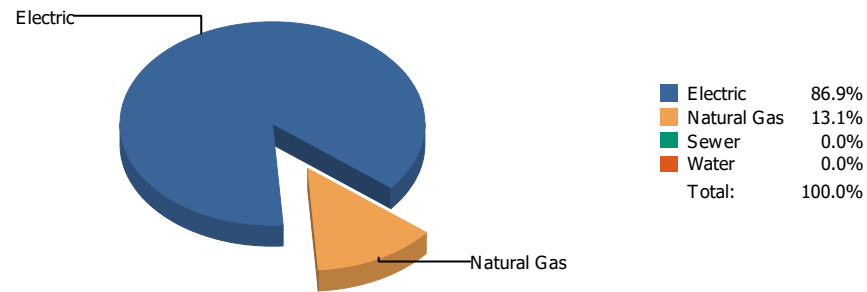


Cost

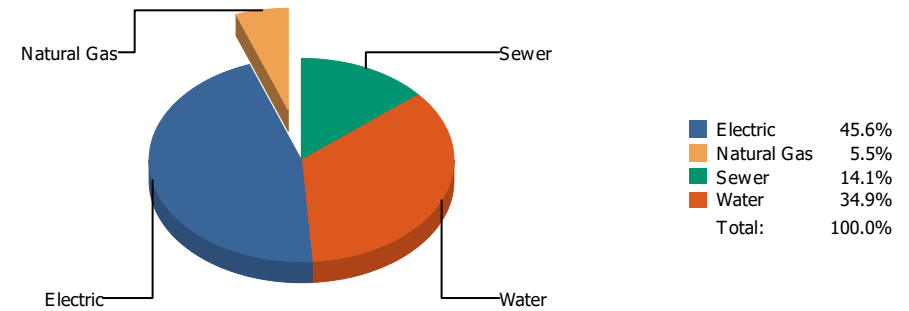


Commodity	Common Use	Energy Use	Energy Use / Area	Total Cost	Cost / Unit	Cost / Area
Place: [JOHNSON] L.B. JOHNSON 155 [BUILDING]						
Area: 87,993 SqFt						
Billing Period: Jul 2020						
ELECTRIC	40,650.00 kWh	138,698 KBtu	1.576 KBtu/SqFt	\$5,416.00	\$0.133 /kWh	\$0.062 /SqFt
NATURALGAS	130.00 CCF	13,390 KBtu	0.152 KBtu/SqFt	\$214.06	\$1.647 /CCF	\$0.002 /SqFt
SEWER	91.00 CCF			\$430.36	\$4.729 /CCF	\$0.005 /SqFt
WATER	91.00 CCF			\$449.58	\$4.940 /CCF	\$0.005 /SqFt
Totals:		152,088 KBtu	1.728 KBtu/SqFt	\$6,510.00		

Energy

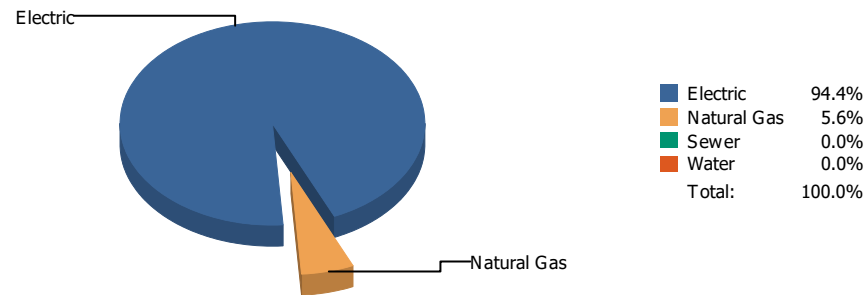


Cost

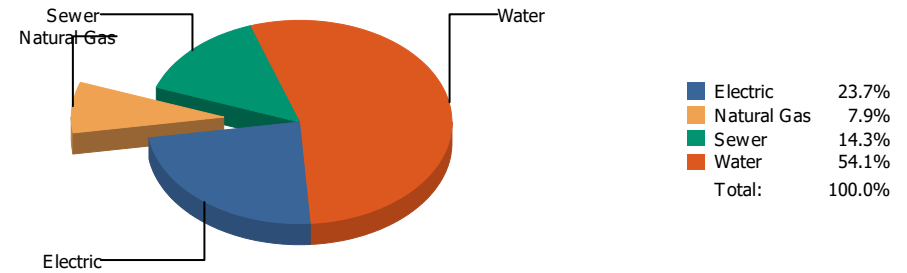


Commodity	Common Use	Energy Use	Energy Use / Area	Total Cost	Cost / Unit	Cost / Area
Place: [KOHLBERG] KOHLBERG ELEMENTARY [BUILDING]						
Area: 99,884 SqFt						
Billing Period: Jul 2020						
ELECTRIC	25,820.00 kWh	88,098 KBtu	0.882 KBtu/SqFt	\$3,127.63	\$0.121 /kWh	\$0.031 /SqFt
NATURALGAS	129.00 CCF	13,287 KBtu	0.133 KBtu/SqFt	\$376.62	\$2.920 /CCF	\$0.004 /SqFt
SEWER	300.00 CCF			\$965.86	\$3.220 /CCF	\$0.010 /SqFt
WATER	666.00 CCF			\$2,393.63	\$3.594 /CCF	\$0.024 /SqFt
Totals:		101,385 KBtu	1.015 KBtu/SqFt	\$6,863.74		

Energy

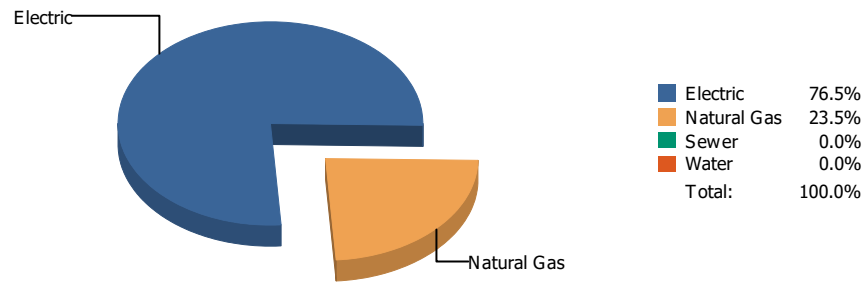


Cost

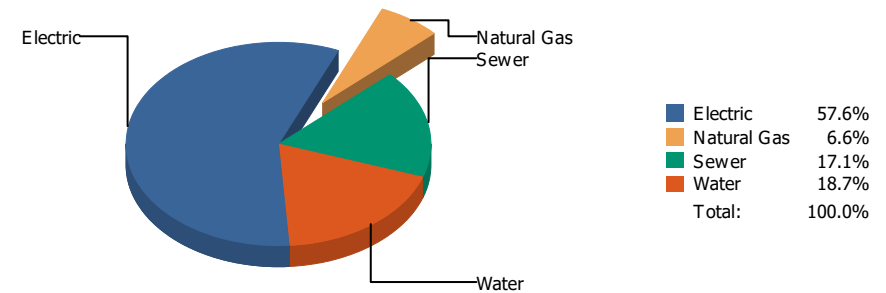


Commodity	Common Use	Energy Use	Energy Use / Area	Total Cost	Cost / Unit	Cost / Area
Place: [LAMAR] LAMAR 125 [BUILDING]						
Area: 76,252 SqFt						
Billing Period: Jul 2020						
ELECTRIC	15,300.00 kWh	52,204 KBtu	0.685 KBtu/SqFt	\$1,509.71	\$0.099 /kWh	\$0.020 /SqFt
NATURALGAS	30.00 CCF	3,090 KBtu	0.041 KBtu/SqFt	\$500.66	\$16.689 /CCF	\$0.006 /SqFt
SEWER	157.00 CCF			\$912.49	\$5.812 /CCF	\$0.012 /SqFt
WATER	734.00 CCF			\$3,438.66	\$4.685 /CCF	\$0.045 /SqFt
Totals:		55,294 KBtu	0.725 KBtu/SqFt	\$6,361.52		

Energy

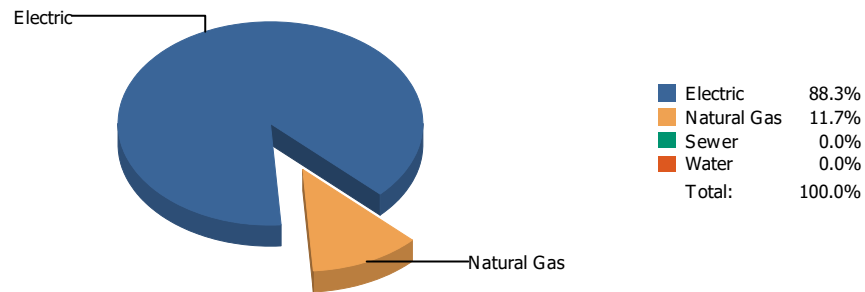


Cost

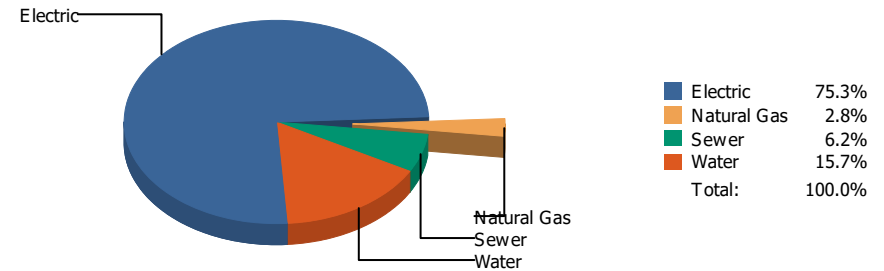


Commodity	Common Use	Energy Use	Energy Use / Area	Total Cost	Cost / Unit	Cost / Area
Place: [LEE] LEE 150 [BUILDING] Area: 78,368 SqFt Billing Period: Jul 2020						
ELECTRIC	13,860.00 kWh	47,290 KBtu	0.603 KBtu/SqFt	\$1,893.00	\$0.137 /kWh	\$0.024 /SqFt
NATURALGAS	141.00 CCF	14,523 KBtu	0.185 KBtu/SqFt	\$218.39	\$1.549 /CCF	\$0.003 /SqFt
SEWER	54.00 CCF			\$560.81	\$10.385 /CCF	\$0.007 /SqFt
WATER	65.00 CCF			\$613.54	\$9.439 /CCF	\$0.008 /SqFt
Totals:		61,813 KBtu	0.789 KBtu/SqFt	\$3,285.74		

Energy

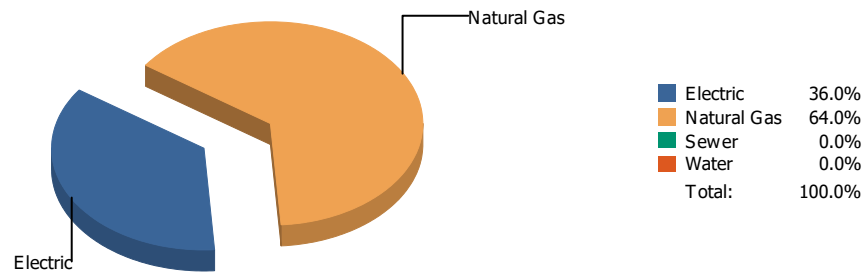


Cost

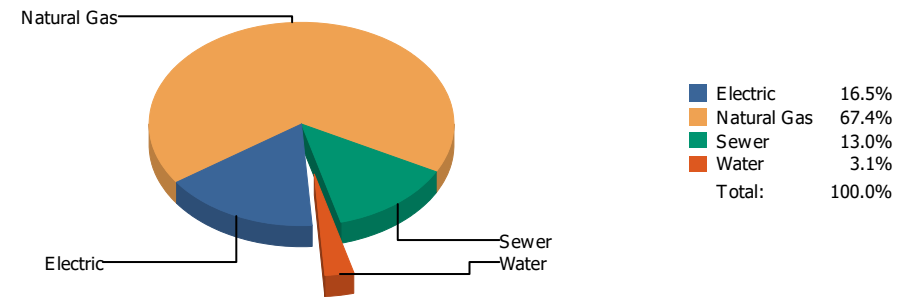


Commodity	Common Use	Energy Use	Energy Use / Area	Total Cost	Cost / Unit	Cost / Area
Place: [LINCOLN] LINCOLN 051 [BUILDING]						
Area: 163,678 SqFt						
Billing Period: Jul 2020						
ELECTRIC	33,700.00 kWh	114,984 KBtu	0.703 KBtu/SqFt	\$5,881.63	\$0.175 /kWh	\$0.036 /SqFt
NATURALGAS	148.00 CCF	15,244 KBtu	0.093 KBtu/SqFt	\$221.14	\$1.494 /CCF	\$0.001 /SqFt
SEWER	115.00 CCF			\$482.20	\$4.193 /CCF	\$0.003 /SqFt
WATER	301.00 CCF			\$1,227.32	\$4.077 /CCF	\$0.007 /SqFt
Totals:		130,228 KBtu	0.796 KBtu/SqFt	\$7,812.29		

Energy

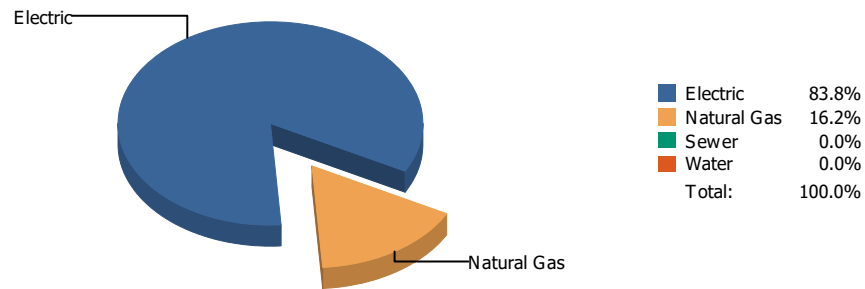


Cost

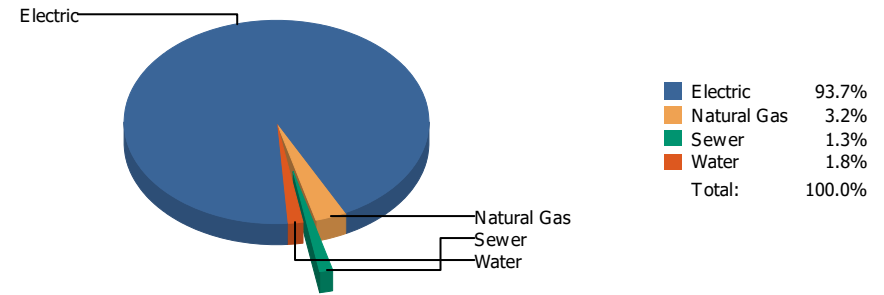


Commodity	Common Use	Energy Use	Energy Use / Area	Total Cost	Cost / Unit	Cost / Area
Place: [LIVE-MAT] LIVE MATERIAL CENTER 929 [BUILDING]						
Area: 2,483 SqFt						
Billing Period: Jul 2020						
ELECTRIC	390.00 kWh	1,331 KBtu	0.536 KBtu/SqFt	\$81.76	\$0.210 /kWh	\$0.033 /SqFt
NATURALGAS	23.00 CCF	2,369 KBtu	0.954 KBtu/SqFt	\$334.95	\$14.563 /CCF	\$0.135 /SqFt
SEWER	14.00 CCF			\$64.58	\$4.613 /CCF	\$0.026 /SqFt
WATER	0.00 CCF			\$15.64	\$0.000 /CCF	\$0.006 /SqFt
Totals:		3,700 KBtu	1.490 KBtu/SqFt	\$496.93		

Energy

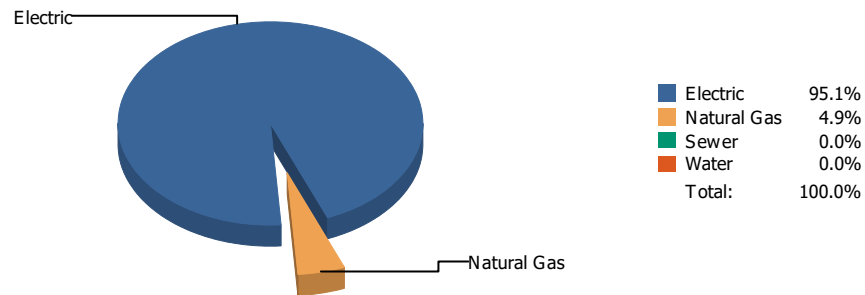


Cost

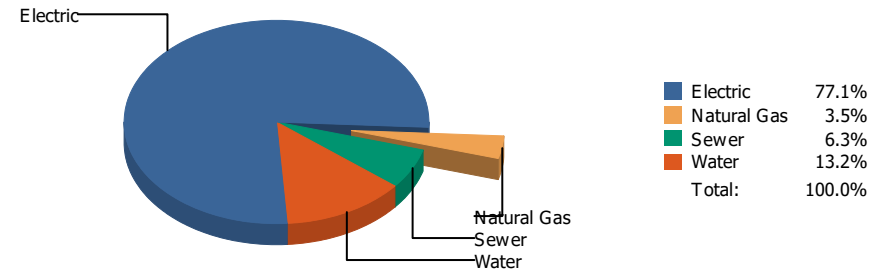


Commodity	Common Use	Energy Use	Energy Use / Area	Total Cost	Cost / Unit	Cost / Area
Place: [LOGAN] LOGAN 128 [BUILDING] Area: 72,248 SqFt Billing Period: Jul 2020						
ELECTRIC	70,600.00 kWh	240,887 KBtu	3.334 KBtu/SqFt	\$9,827.54	\$0.139 /kWh	\$0.136 /SqFt
NATURALGAS	451.00 CCF	46,453 KBtu	0.643 KBtu/SqFt	\$340.23	\$0.754 /CCF	\$0.005 /SqFt
SEWER	12.00 CCF			\$131.69	\$10.974 /CCF	\$0.002 /SqFt
WATER	29.00 CCF			\$186.10	\$6.417 /CCF	\$0.003 /SqFt
Totals:		287,340 KBtu	3.977 KBtu/SqFt	\$10,485.56		

Energy

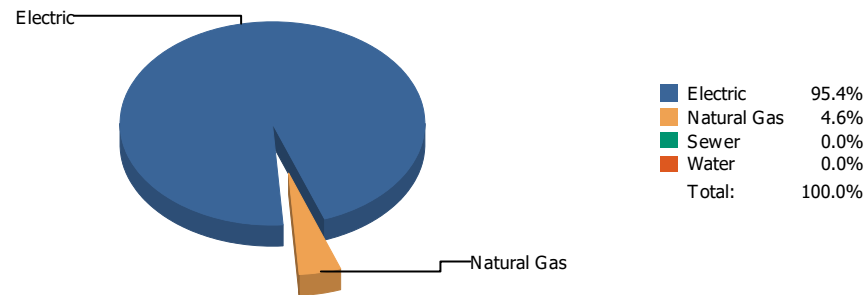


Cost

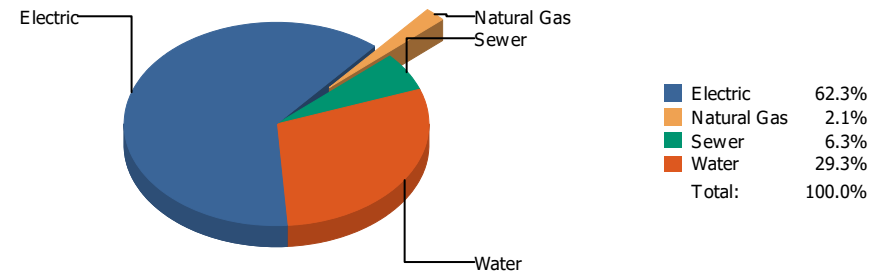


Commodity	Common Use	Energy Use	Energy Use / Area	Total Cost	Cost / Unit	Cost / Area
Place: [LUNDY_2] LUNDY 177 [BUILDING]						
Area: 112,731 SqFt						
Billing Period: Jul 2020						
ELECTRIC	49,000.00 kWh	167,188 KBtu	1.483 KBtu/SqFt	\$7,995.82	\$0.163 /kWh	\$0.071 /SqFt
NATURALGAS	83.00 CCF	8,549 KBtu	0.076 KBtu/SqFt	\$358.54	\$4.320 /CCF	\$0.003 /SqFt
SEWER	136.00 CCF			\$653.87	\$4.808 /CCF	\$0.006 /SqFt
WATER	234.00 CCF			\$1,366.75	\$5.841 /CCF	\$0.012 /SqFt
Totals:		175,737 KBtu	1.559 KBtu/SqFt	\$10,374.98		

Energy

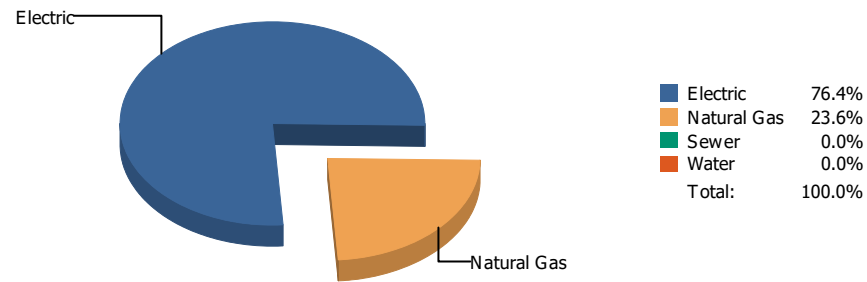


Cost

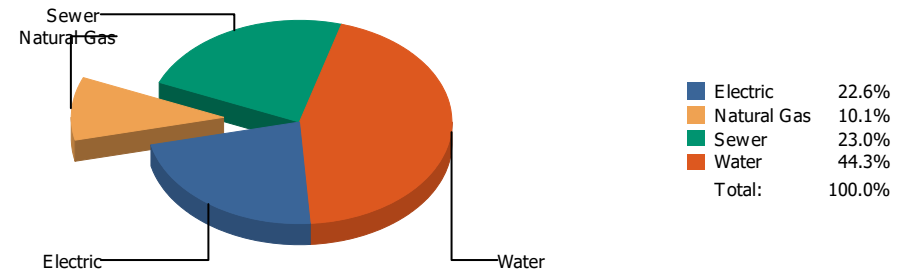


Commodity	Common Use	Energy Use	Energy Use / Area	Total Cost	Cost / Unit	Cost / Area
Place: [MAC] MACARTHUR 129 [BUILDING]						
Area: 143,341 SqFt						
Billing Period: Jul 2020						
ELECTRIC	52,360.00 kWh	178,652 KBtu	1.246 KBtu/SqFt	\$5,865.05	\$0.112 /kWh	\$0.041 /SqFt
NATURALGAS	83.00 CCF	8,549 KBtu	0.060 KBtu/SqFt	\$195.57	\$2.356 /CCF	\$0.001 /SqFt
SEWER	167.00 CCF			\$594.52	\$3.560 /CCF	\$0.004 /SqFt
WATER	476.00 CCF			\$2,761.05	\$5.801 /CCF	\$0.019 /SqFt
Totals:		187,201 KBtu	1.306 KBtu/SqFt	\$9,416.19		

Energy

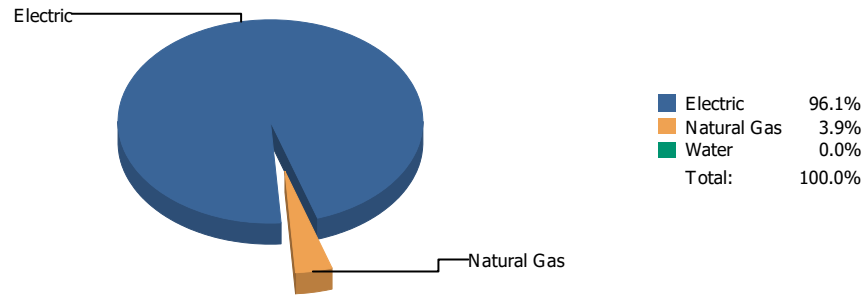


Cost

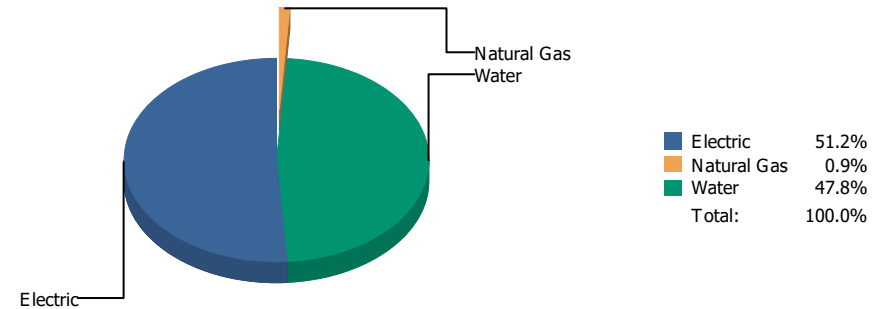


Commodity	Common Use	Energy Use	Energy Use / Area	Total Cost	Cost / Unit	Cost / Area
Place: [MAGOFFIN] MAGOFFIN 047 [BUILDING]						
Area: 76,378 SqFt						
Billing Period: Jul 2020						
ELECTRIC	3,424.00 kWh	11,683 KBtu	0.153 KBtu/SqFt	\$396.94	\$0.116 /kWh	\$0.005 /SqFt
NATURALGAS	35.00 CCF	3,605 KBtu	0.047 KBtu/SqFt	\$176.88	\$5.054 /CCF	\$0.002 /SqFt
SEWER	21.00 CCF			\$405.47	\$19.308 /CCF	\$0.005 /SqFt
WATER	18.00 CCF			\$780.28	\$43.349 /CCF	\$0.010 /SqFt
Totals:		15,288 KBtu	0.200 KBtu/SqFt	\$1,759.57		

Energy

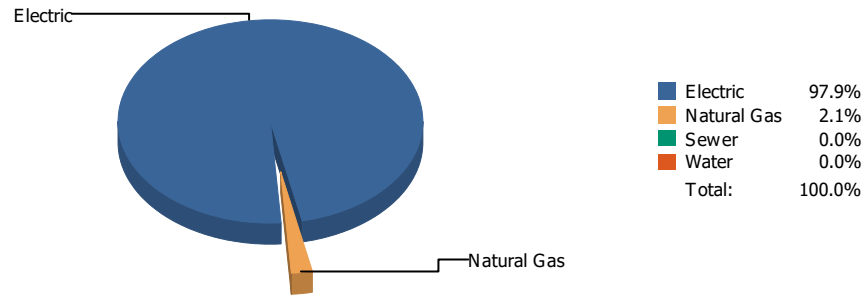


Cost

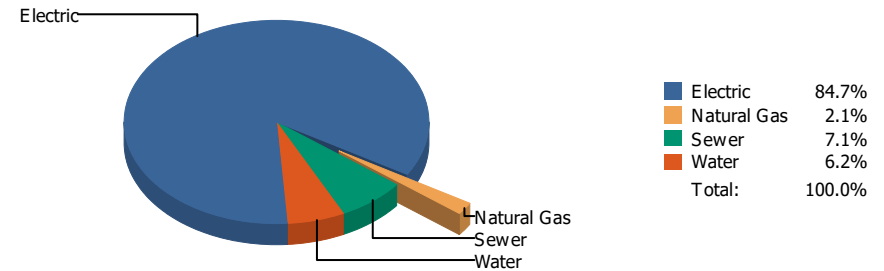


Commodity	Common Use	Energy Use	Energy Use / Area	Total Cost	Cost / Unit	Cost / Area
Place: [MAGOFFINNEWMIDDLESCHOOL] MAGOFFIN NEW MIDDLE SCHOOL [BUILDING]						
Area: 116,136 SqFt						
Billing Period: Jul 2020						
ELECTRIC	104,400.00 kWh	356,213 KBtu	3.067 KBtu/SqFt	\$11,967.85	\$0.115 /kWh	\$0.103 /SqFt
NATURALGAS	139.00 CCF	14,317 KBtu	0.123 KBtu/SqFt	\$217.60	\$1.565 /CCF	\$0.002 /SqFt
WATER	1,931.00 CCF			\$11,175.54	\$5.787 /CCF	\$0.096 /SqFt
Totals:		370,530 KBtu	3.190 KBtu/SqFt	\$23,360.99		

Energy

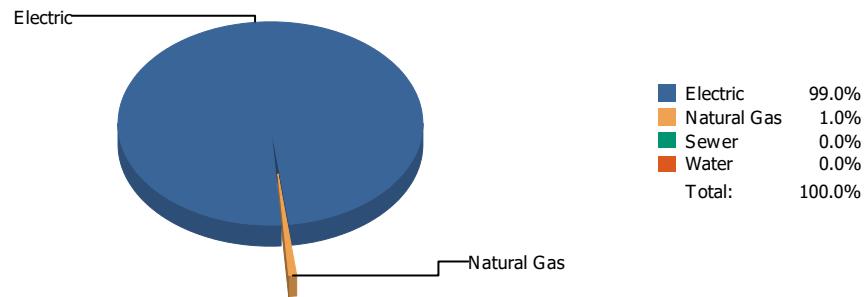


Cost

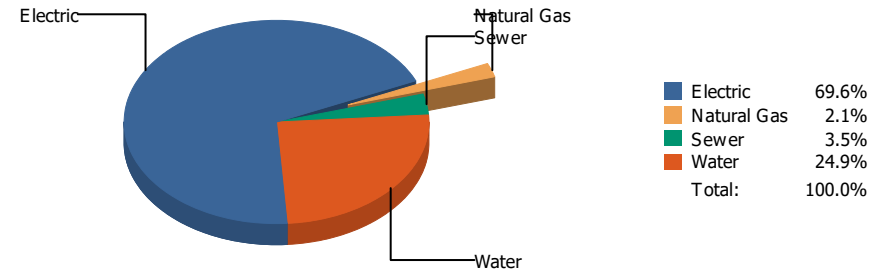


Commodity	Common Use	Energy Use	Energy Use / Area	Total Cost	Cost / Unit	Cost / Area
Place: [MAXINE] MAXINE SILVA HEALTH MAGNET 011 [BUILDING]						
Area: 80,909 SqFt						
Billing Period: Jul 2020						
ELECTRIC	49,500.00 kWh	168,894 KBtu	2.087 KBtu/SqFt	\$7,288.72	\$0.147 /kWh	\$0.090 /SqFt
NATURALGAS	35.00 CCF	3,605 KBtu	0.045 KBtu/SqFt	\$176.72	\$5.049 /CCF	\$0.002 /SqFt
SEWER	173.00 CCF			\$607.48	\$3.511 /CCF	\$0.008 /SqFt
WATER	110.00 CCF			\$529.93	\$4.818 /CCF	\$0.007 /SqFt
Totals:		172,499 KBtu	2.132 KBtu/SqFt	\$8,602.85		

Energy



Cost



Commodity	Common Use	Energy Use	Energy Use / Area	Total Cost	Cost / Unit	Cost / Area
Place: [MESITA] MESITA 130 [BUILDING]						
Area: 100,583 SqFt						
Billing Period: Jul 2020						
ELECTRIC	99,360.00 kWh	339,016 KBtu	3.371 KBtu/SqFt	\$11,450.66	\$0.115 /kWh	\$0.114 /SqFt
NATURALGAS	32.00 CCF	3,296 KBtu	0.033 KBtu/SqFt	\$338.48	\$10.578 /CCF	\$0.003 /SqFt
SEWER	99.00 CCF			\$573.95	\$5.797 /CCF	\$0.006 /SqFt
WATER	641.00 CCF			\$4,094.74	\$6.388 /CCF	\$0.041 /SqFt
Totals:		342,312 KBtu	3.403 KBtu/SqFt	\$16,457.83		

Energy

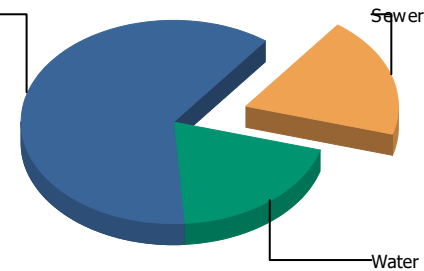
Electric



■ Electric 100.0%
 ■ Sewer 0.0%
 ■ Water 0.0%
 Total: 100.0%

Cost

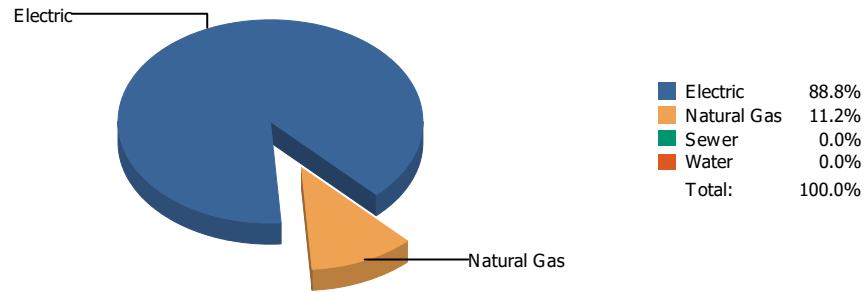
Electric



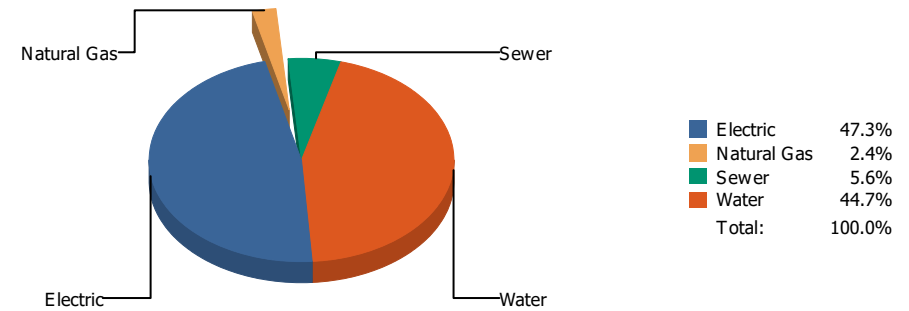
■ Electric 61.5%
 ■ Sewer 19.2%
 ■ Water 19.4%
 Total: 100.0%

Commodity	Common Use	Energy Use	Energy Use / Area	Total Cost	Cost / Unit	Cost / Area
Place: [MILAM] MILAM 131 [BUILDING] Area: 63,641 SqFt Billing Period: Jul 2020						
ELECTRIC	6,960.00 kWh	23,748 KBtu	0.373 KBtu/SqFt	\$1,353.70	\$0.194 /kWh	\$0.021 /SqFt
SEWER	87.00 CCF			\$421.72	\$4.847 /CCF	\$0.007 /SqFt
WATER	81.00 CCF			\$426.08	\$5.260 /CCF	\$0.007 /SqFt
Totals:		23,748 KBtu	0.373 KBtu/SqFt	\$2,201.50		

Energy

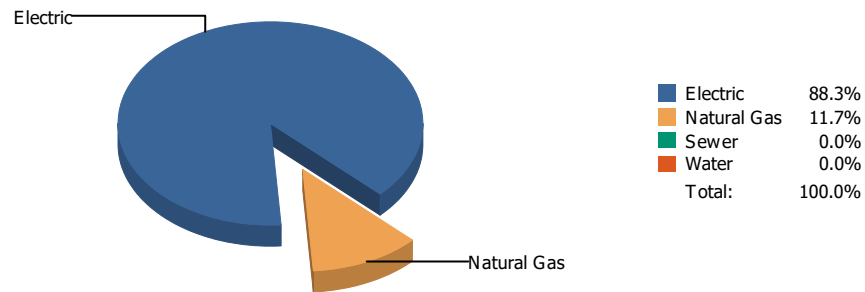


Cost

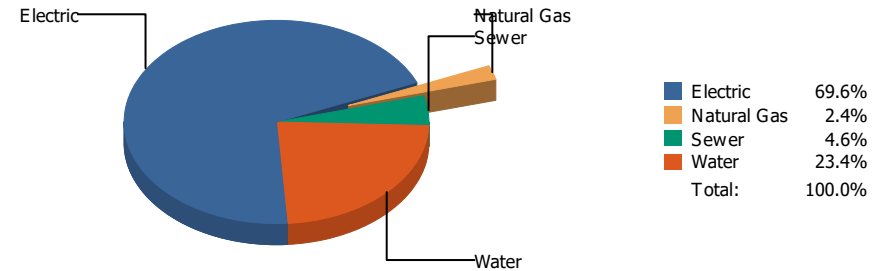


Commodity	Common Use	Energy Use	Energy Use / Area	Total Cost	Cost / Unit	Cost / Area
Place: [MOREHEAD] MOREHEAD 046 [BUILDING] Area: 119,353 SqFt Billing Period: Jul 2020						
ELECTRIC	43,487.00 kWh	148,378 KBtu	1.243 KBtu/SqFt	\$4,567.04	\$0.105 /kWh	\$0.038 /SqFt
NATURALGAS	181.00 CCF	18,643 KBtu	0.156 KBtu/SqFt	\$234.10	\$1.293 /CCF	\$0.002 /SqFt
SEWER	83.00 CCF			\$539.39	\$6.499 /CCF	\$0.005 /SqFt
WATER	1,777.00 CCF			\$4,309.57	\$2.425 /CCF	\$0.036 /SqFt
Totals:		167,021 KBtu	1.399 KBtu/SqFt	\$9,650.10		

Energy

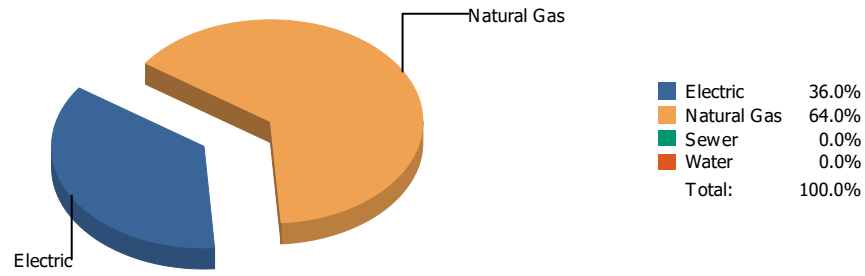


Cost

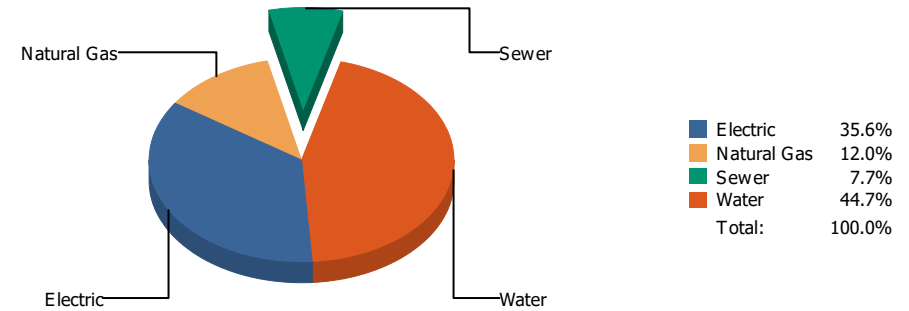


Commodity	Common Use	Energy Use	Energy Use / Area	Total Cost	Cost / Unit	Cost / Area
Place: [MOYE_2] HR MOYE [BUILDING]						
Area: 93,197 SqFt						
Billing Period: Jul 2020						
ELECTRIC	68,520.00 kWh	233,790 KBtu	2.509 KBtu/SqFt	\$8,193.47	\$0.120 /kWh	\$0.088 /SqFt
NATURALGAS	301.00 CCF	31,003 KBtu	0.333 KBtu/SqFt	\$281.26	\$0.934 /CCF	\$0.003 /SqFt
SEWER	83.00 CCF			\$539.39	\$6.499 /CCF	\$0.006 /SqFt
WATER	297.00 CCF			\$2,750.72	\$9.262 /CCF	\$0.029 /SqFt
Totals:		264,793 KBtu	2.841 KBtu/SqFt	\$11,764.84		

Energy



Cost



Commodity	Common Use	Energy Use	Energy Use / Area	Total Cost	Cost / Unit	Cost / Area
Place: [MULTI-MEDIACENTER] MULTI-MEDIA CENTER [BUILDING]						
Area: 27,633 SqFt						
Billing Period: Jul 2020						
ELECTRIC	11,070.00 kWh	37,771 KBtu	1.367 KBtu/SqFt	\$1,229.53	\$0.111 /kWh	\$0.044 /SqFt
NATURALGAS	653.00 CCF	67,259 KBtu	2.434 KBtu/SqFt	\$416.34	\$0.638 /CCF	\$0.015 /SqFt
SEWER	75.00 CCF			\$267.77	\$3.570 /CCF	\$0.010 /SqFt
WATER	292.00 CCF			\$1,544.32	\$5.289 /CCF	\$0.056 /SqFt
Totals:		105,030 KBtu	3.801 KBtu/SqFt	\$3,457.96		

Energy

Electric

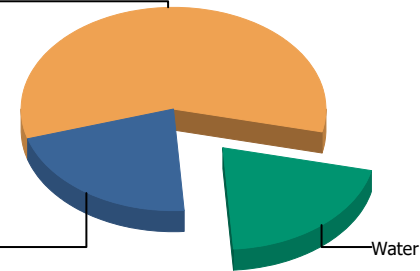


Electric 100.0%
 Sewer 0.0%
 Water 0.0%
 Total: 100.0%

Cost

Sewer

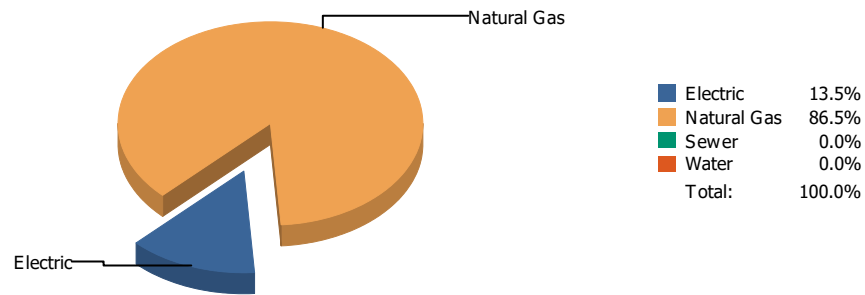
Electric



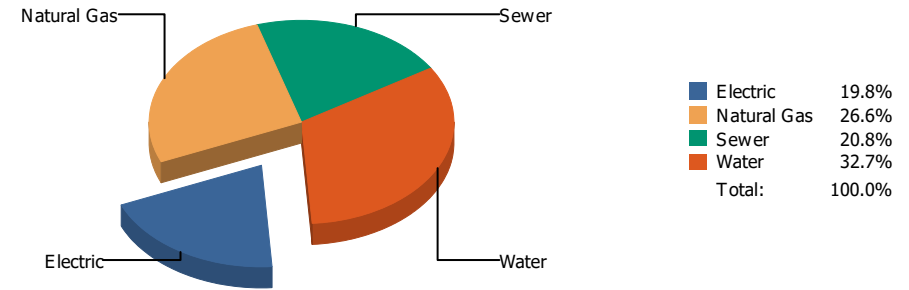
Electric 21.5%
 Sewer 58.3%
 Water 20.2%
 Total: 100.0%

Commodity	Common Use	Energy Use	Energy Use / Area	Total Cost	Cost / Unit	Cost / Area
Place: [NE-AREA-OFFICES] N.E. AREA OFFICES 882 [BUILDING]						
Area: 7,328 SqFt						
Billing Period: Jul 2020						
ELECTRIC	120.00 kWh	409 KBtu	0.056 KBtu/SqFt	\$33.22	\$0.277 /kWh	\$0.005 /SqFt
SEWER	0.00 CCF			\$90.28	\$0.000 /CCF	\$0.012 /SqFt
WATER	0.00 CCF			\$31.28	\$0.000 /CCF	\$0.004 /SqFt
Totals:		409 KBtu	0.056 KBtu/SqFt	\$154.78		

Energy

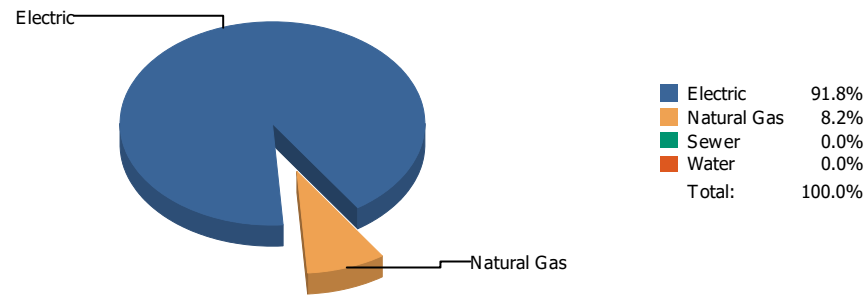


Cost

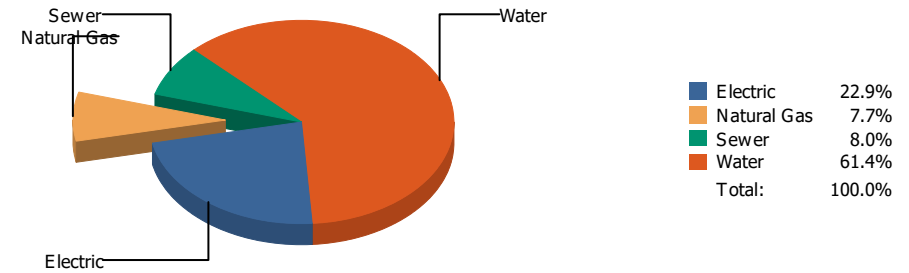


Commodity	Common Use	Energy Use	Energy Use / Area	Total Cost	Cost / Unit	Cost / Area
Place: [NETTRANSPORTATION] N.E. TRANSPORTATION 826 [BUILDING]						
Area: 5,995 SqFt						
Billing Period: Jul 2020						
ELECTRIC	5,090.00 kWh	17,367 KBtu	2.897 KBtu/SqFt	\$427.27	\$0.084 /kWh	\$0.071 /SqFt
NATURALGAS	1,076.00 CCF	110,828 KBtu	18.487 KBtu/SqFt	\$573.50	\$0.533 /CCF	\$0.096 /SqFt
SEWER	41.00 CCF			\$448.67	\$10.943 /CCF	\$0.075 /SqFt
WATER	144.00 CCF			\$703.26	\$4.884 /CCF	\$0.117 /SqFt
Totals:		128,195 KBtu	21.384 KBtu/SqFt	\$2,152.70		

Energy

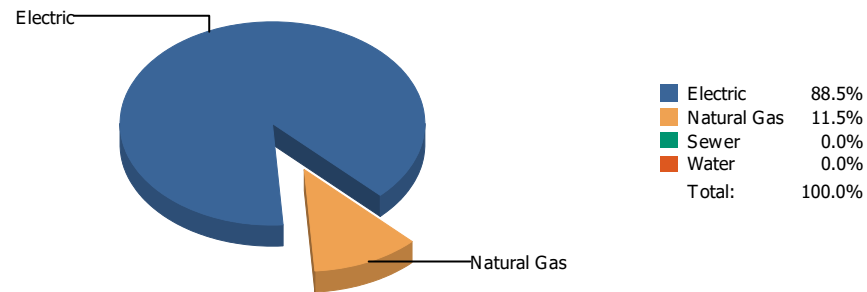


Cost

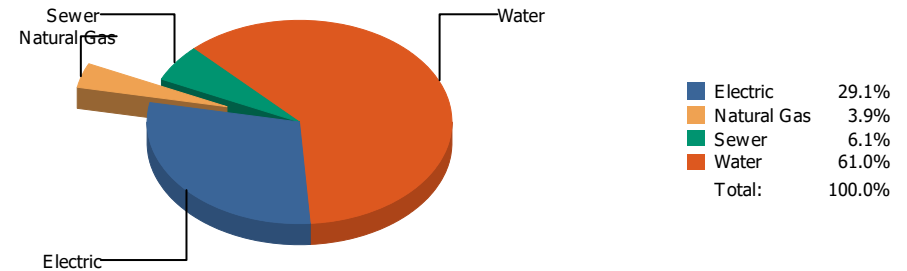


Commodity	Common Use	Energy Use	Energy Use / Area	Total Cost	Cost / Unit	Cost / Area
Place: [NEWMAN] NEWMAN ELEMENTARY 133 [BUILDING]						
Area: 73,291 SqFt						
Billing Period: Jul 2020						
ELECTRIC	15,190.00 kWh	51,828 KBtu	0.707 KBtu/SqFt	\$1,909.81	\$0.126 /kWh	\$0.026 /SqFt
NATURALGAS	45.00 CCF	4,635 KBtu	0.063 KBtu/SqFt	\$638.02	\$14.178 /CCF	\$0.009 /SqFt
SEWER	222.00 CCF			\$669.35	\$3.015 /CCF	\$0.009 /SqFt
WATER	945.00 CCF			\$5,120.49	\$5.419 /CCF	\$0.070 /SqFt
Totals:		56,463 KBtu	0.770 KBtu/SqFt	\$8,337.67		

Energy

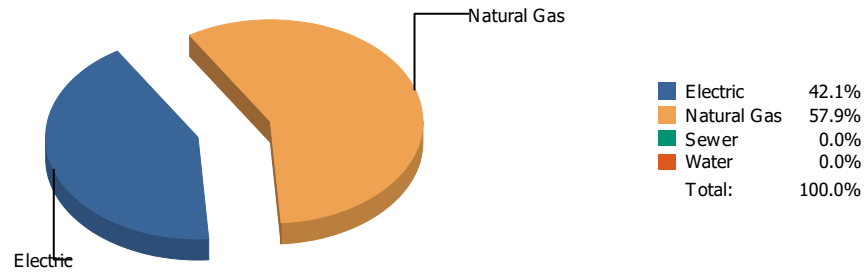


Cost

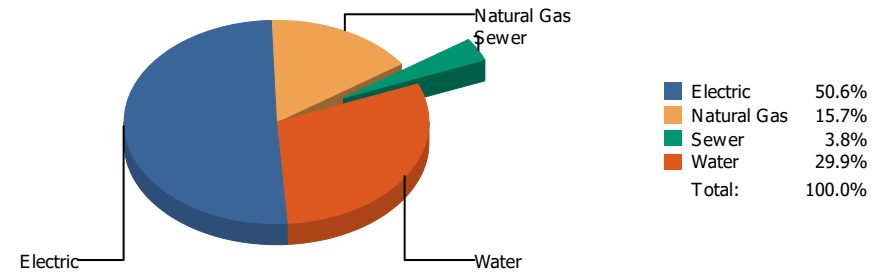


Commodity	Common Use	Energy Use	Energy Use / Area	Total Cost	Cost / Unit	Cost / Area
Place: [NIXON] L.A. NIXON 161 [BUILDING]						
Area: 76,873 SqFt						
Billing Period: Jul 2020						
ELECTRIC	23,440.00 kWh	79,977 KBtu	1.040 KBtu/SqFt	\$2,753.32	\$0.117 /kWh	\$0.036 /SqFt
NATURALGAS	101.00 CCF	10,403 KBtu	0.135 KBtu/SqFt	\$365.61	\$3.620 /CCF	\$0.005 /SqFt
SEWER	70.00 CCF			\$574.83	\$8.212 /CCF	\$0.007 /SqFt
WATER	871.00 CCF			\$5,776.20	\$6.632 /CCF	\$0.075 /SqFt
Totals:		90,380 KBtu	1.176 KBtu/SqFt	\$9,469.96		

Energy

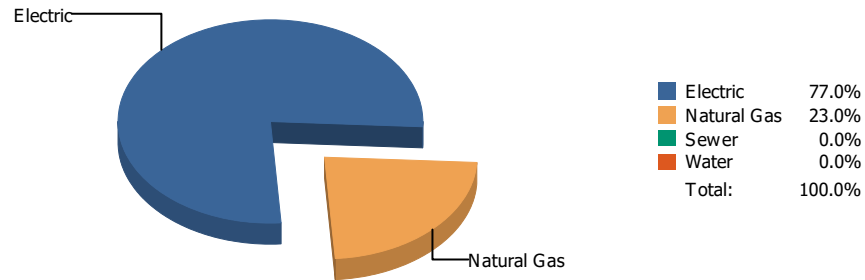


Cost

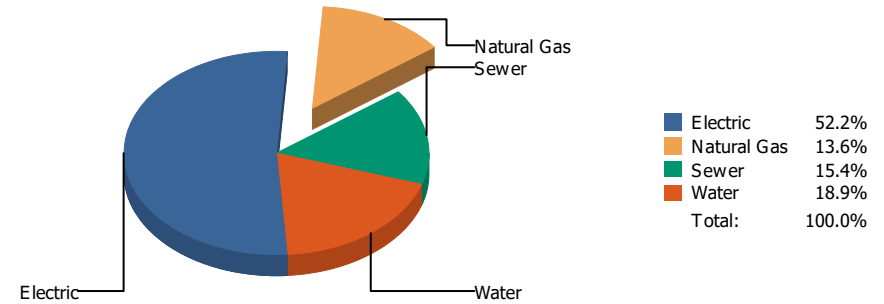


Commodity	Common Use	Energy Use	Energy Use / Area	Total Cost	Cost / Unit	Cost / Area
Place: [OCC-CTR] OCCUPATIONAL CTR. [BUILDING]						
Area: 11,845 SqFt						
Billing Period: Jul 2020						
ELECTRIC	4,700.00 kWh	16,036 KBtu	1.354 KBtu/SqFt	\$1,269.69	\$0.270 /kWh	\$0.107 /SqFt
NATURALGAS	214.00 CCF	22,042 KBtu	1.861 KBtu/SqFt	\$394.75	\$1.845 /CCF	\$0.033 /SqFt
SEWER	5.00 CCF			\$94.86	\$18.972 /CCF	\$0.008 /SqFt
WATER	7.00 CCF			\$750.25	\$107.179 /CCF	\$0.063 /SqFt
Totals:		38,078 KBtu	3.215 KBtu/SqFt	\$2,509.55		

Energy

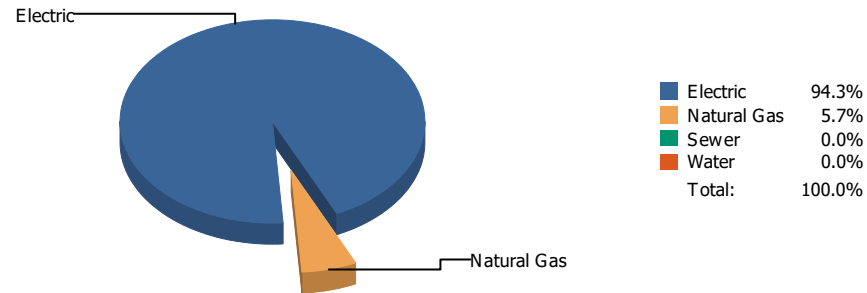


Cost

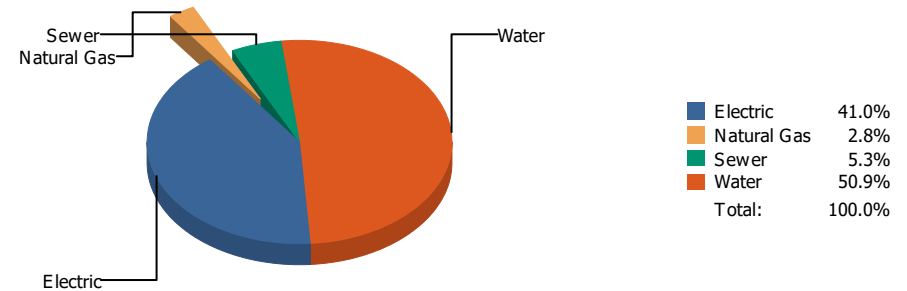


Commodity	Common Use	Energy Use	Energy Use / Area	Total Cost	Cost / Unit	Cost / Area
Place: [PARK] PARK 134 [BUILDING] Area: 63,609 SqFt Billing Period: Jul 2020						
ELECTRIC	9,422.00 kWh	32,148 KBtu	0.505 KBtu/SqFt	\$1,395.55	\$0.148 /kWh	\$0.022 /SqFt
NATURALGAS	93.00 CCF	9,579 KBtu	0.151 KBtu/SqFt	\$362.53	\$3.898 /CCF	\$0.006 /SqFt
SEWER	54.00 CCF			\$412.24	\$7.634 /CCF	\$0.006 /SqFt
WATER	81.00 CCF			\$505.16	\$6.237 /CCF	\$0.008 /SqFt
Totals:		41,727 KBtu	0.656 KBtu/SqFt	\$2,675.48		

Energy

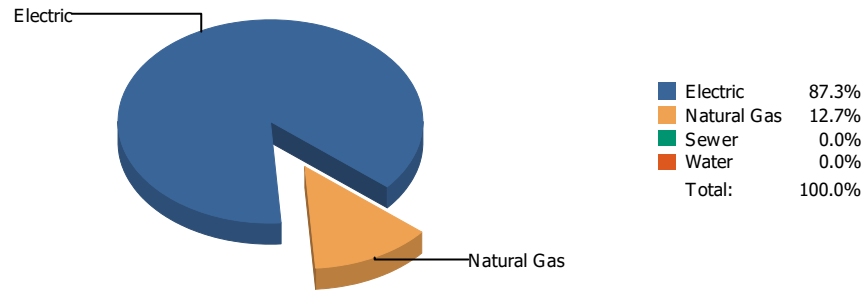


Cost

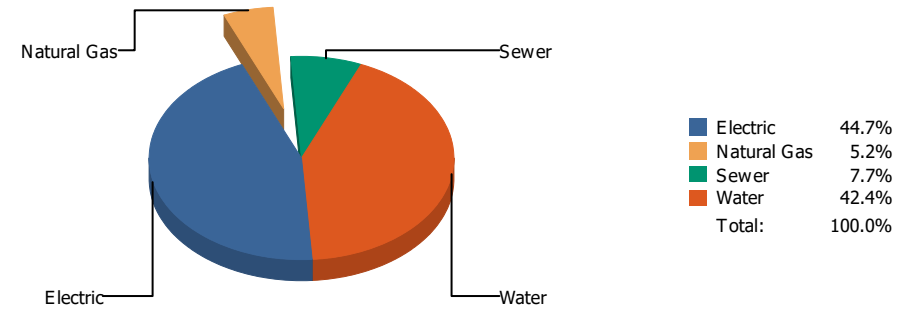


Commodity	Common Use	Energy Use	Energy Use / Area	Total Cost	Cost / Unit	Cost / Area
Place: [PAUL-MORENO_1] PAUL MORENO 167 [BUILDING]						
Area: 87,824 SqFt						
Billing Period: Jul 2020						
ELECTRIC	45,800.00 kWh	156,270 KBtu	1.779 KBtu/SqFt	\$5,238.04	\$0.114 /kWh	\$0.060 /SqFt
NATURALGAS	92.00 CCF	9,476 KBtu	0.108 KBtu/SqFt	\$362.08	\$3.936 /CCF	\$0.004 /SqFt
SEWER	164.00 CCF			\$672.10	\$4.098 /CCF	\$0.008 /SqFt
WATER	827.00 CCF			\$6,494.39	\$7.853 /CCF	\$0.074 /SqFt
Totals:		165,746 KBtu	1.887 KBtu/SqFt	\$12,766.61		

Energy

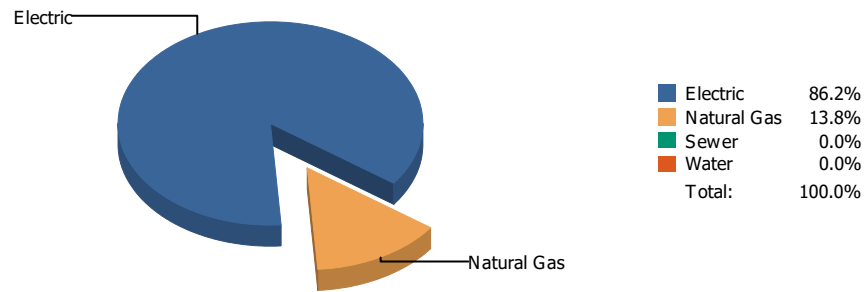


Cost

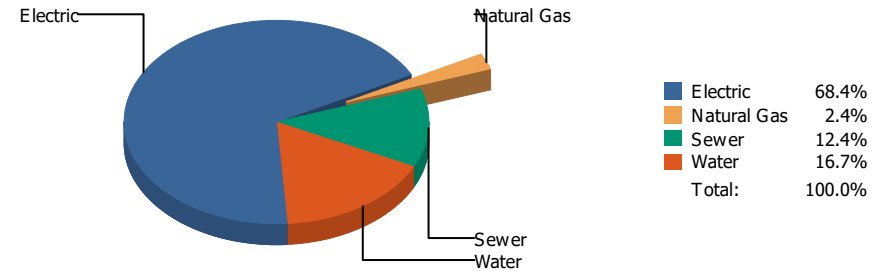


Commodity	Common Use	Energy Use	Energy Use / Area	Total Cost	Cost / Unit	Cost / Area
Place: [POLK] POLK 159 [BUILDING] Area: 67,321 SqFt Billing Period: Jul 2020						
ELECTRIC	27,280.00 kWh	93,079 KBtu	1.383 KBtu/SqFt	\$3,250.87	\$0.119 /kWh	\$0.048 /SqFt
NATURALGAS	132.00 CCF	13,596 KBtu	0.202 KBtu/SqFt	\$377.79	\$2.862 /CCF	\$0.006 /SqFt
SEWER	150.00 CCF			\$557.80	\$3.719 /CCF	\$0.008 /SqFt
WATER	584.00 CCF			\$3,080.46	\$5.275 /CCF	\$0.046 /SqFt
Totals:		106,675 KBtu	1.585 KBtu/SqFt	\$7,266.92		

Energy

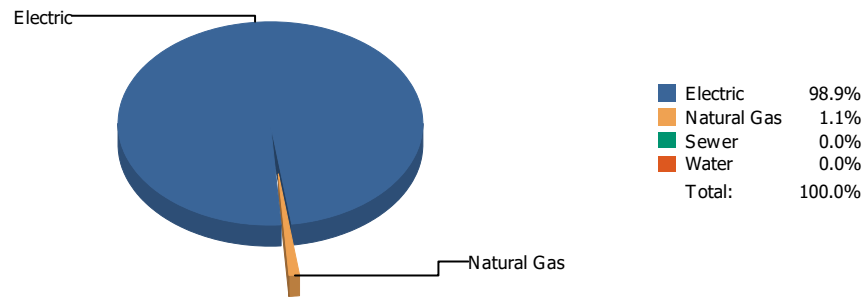


Cost

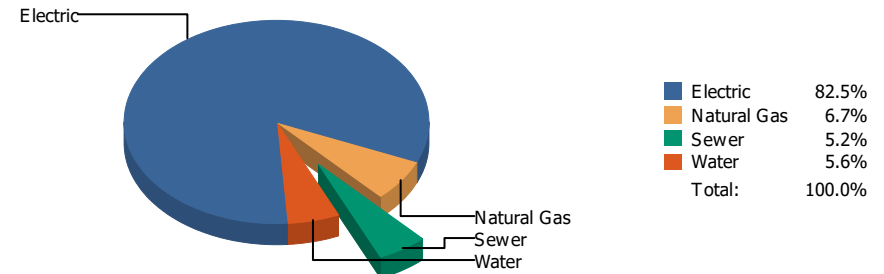


Commodity	Common Use	Energy Use	Energy Use / Area	Total Cost	Cost / Unit	Cost / Area
Place: [POWELL_2] POWELL 175 [BUILDING]						
Area: 79,770 SqFt						
Billing Period: Jul 2020						
ELECTRIC	52,440.00 kWh	178,925 KBtu	2.243 KBtu/SqFt	\$8,916.08	\$0.170 /kWh	\$0.112 /SqFt
NATURALGAS	279.00 CCF	28,737 KBtu	0.360 KBtu/SqFt	\$318.20	\$1.141 /CCF	\$0.004 /SqFt
SEWER	30.00 CCF			\$1,621.53	\$54.051 /CCF	\$0.020 /SqFt
WATER	334.00 CCF			\$2,183.64	\$6.538 /CCF	\$0.027 /SqFt
Totals:		207,662 KBtu	2.603 KBtu/SqFt	\$13,039.45		

Energy

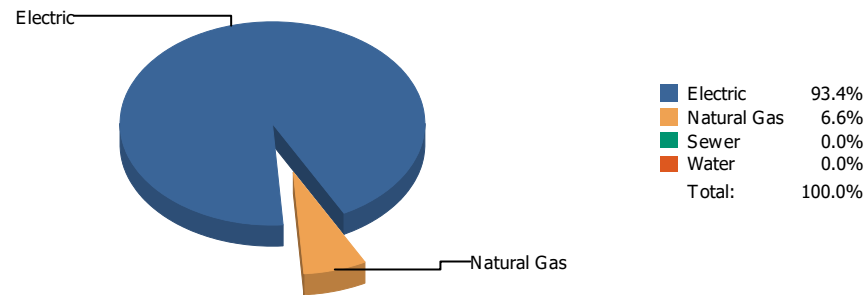


Cost

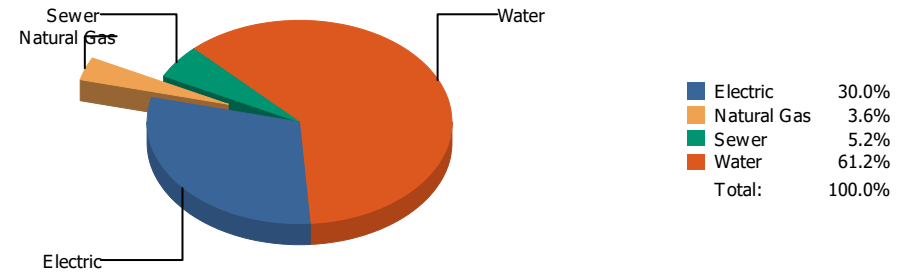


Commodity	Common Use	Energy Use	Energy Use / Area	Total Cost	Cost / Unit	Cost / Area
Place: [PROFESSIONAL-DEV] EPISD PROF DEVELOPMENT CENTER931 [BUILDING]						
Area: 18,400 SqFt						
Billing Period: Jul 2020						
ELECTRIC	21,640.00 kWh	73,836 KBtu	4.013 KBtu/SqFt	\$2,031.19	\$0.094 /kWh	\$0.110 /SqFt
NATURALGAS	8.00 CCF	824 KBtu	0.045 KBtu/SqFt	\$166.11	\$20.764 /CCF	\$0.009 /SqFt
SEWER	20.00 CCF			\$127.26	\$6.363 /CCF	\$0.007 /SqFt
WATER	10.00 CCF			\$138.11	\$13.811 /CCF	\$0.007 /SqFt
Totals:		74,660 KBtu	4.058 KBtu/SqFt	\$2,462.67		

Energy

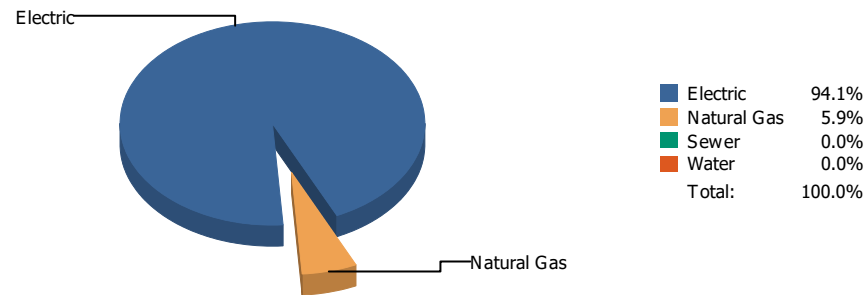


Cost

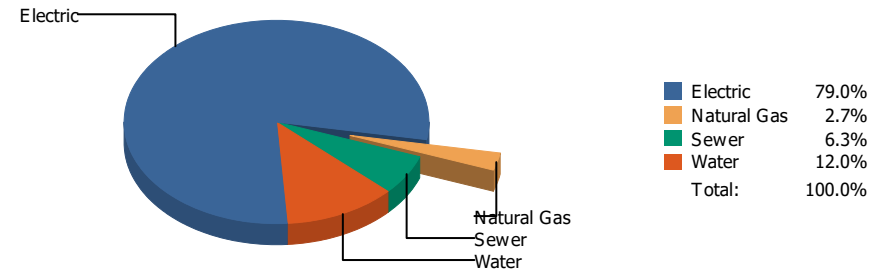


Commodity	Common Use	Energy Use	Energy Use / Area	Total Cost	Cost / Unit	Cost / Area
Place: [PUTNAM] PUTNAM 135 [BUILDING]						
Area: 61,978 SqFt						
Billing Period: Jul 2020						
ELECTRIC	22,999.00 kWh	78,473 KBtu	1.266 KBtu/SqFt	\$2,886.57	\$0.126 /kWh	\$0.046 /SqFt
NATURALGAS	54.00 CCF	5,562 KBtu	0.090 KBtu/SqFt	\$347.14	\$6.429 /CCF	\$0.006 /SqFt
SEWER	123.00 CCF			\$499.33	\$4.060 /CCF	\$0.008 /SqFt
WATER	871.00 CCF			\$5,882.41	\$6.754 /CCF	\$0.095 /SqFt
Totals:		84,035 KBtu	1.356 KBtu/SqFt	\$9,615.45		

Energy

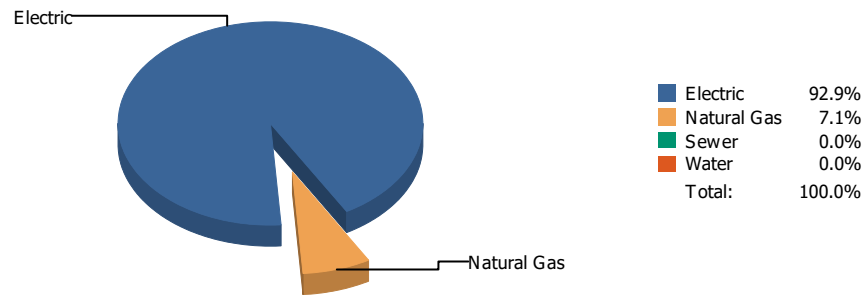


Cost

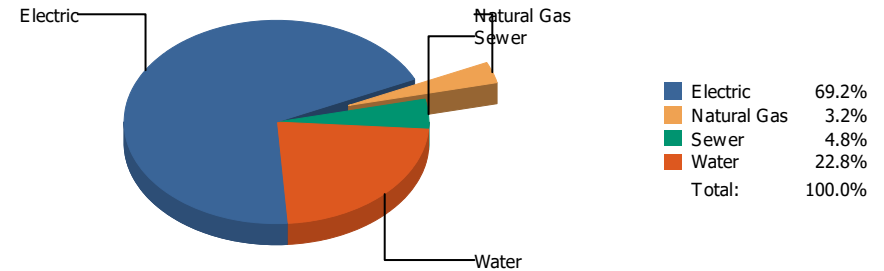


Commodity	Common Use	Energy Use	Energy Use / Area	Total Cost	Cost / Unit	Cost / Area
Place: [RICHARDS] RICHARDSON [BUILDING]						
Area: 115,872 SqFt						
Billing Period: Jul 2020						
ELECTRIC	40,800.00 kWh	139,210 KBtu	1.201 KBtu/SqFt	\$5,667.97	\$0.139 /kWh	\$0.049 /SqFt
NATURALGAS	84.00 CCF	8,652 KBtu	0.075 KBtu/SqFt	\$195.98	\$2.333 /CCF	\$0.002 /SqFt
SEWER	102.00 CCF			\$454.12	\$4.452 /CCF	\$0.004 /SqFt
WATER	213.00 CCF			\$857.93	\$4.028 /CCF	\$0.007 /SqFt
Totals:		147,862 KBtu	1.276 KBtu/SqFt	\$7,176.00		

Energy

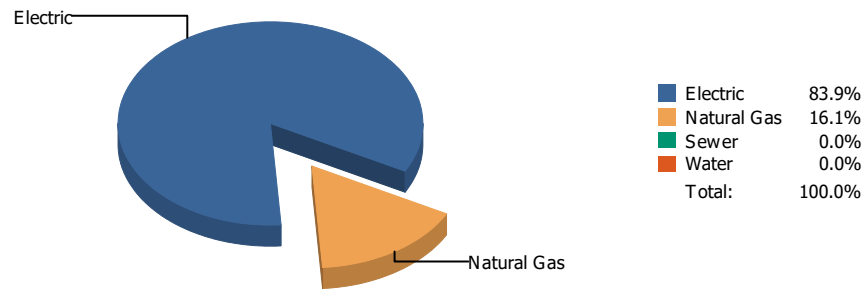


Cost

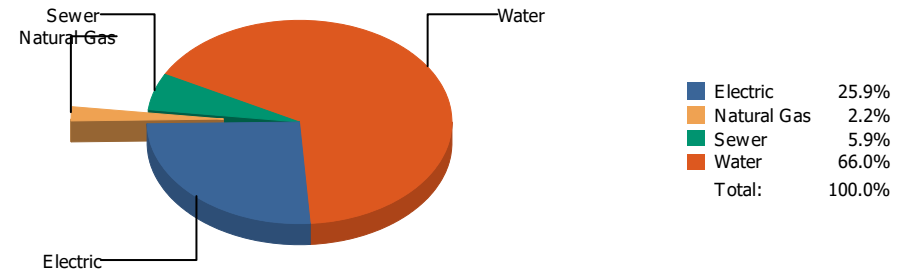


Commodity	Common Use	Energy Use	Energy Use / Area	Total Cost	Cost / Unit	Cost / Area
Place: [RIVERA] RIVERA 156 [BUILDING] Area: 77,562 SqFt Billing Period: Jul 2020						
ELECTRIC	41,899.00 kWh	142,959 KBtu	1.843 KBtu/SqFt	\$7,864.60	\$0.188 /kWh	\$0.101 /SqFt
NATURALGAS	106.00 CCF	10,918 KBtu	0.141 KBtu/SqFt	\$367.57	\$3.468 /CCF	\$0.005 /SqFt
SEWER	95.00 CCF			\$544.77	\$5.734 /CCF	\$0.007 /SqFt
WATER	424.00 CCF			\$2,586.67	\$6.101 /CCF	\$0.033 /SqFt
Totals:		153,877 KBtu	1.984 KBtu/SqFt	\$11,363.61		

Energy

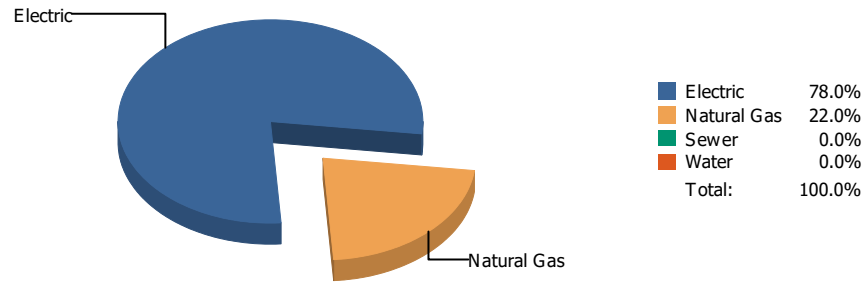


Cost

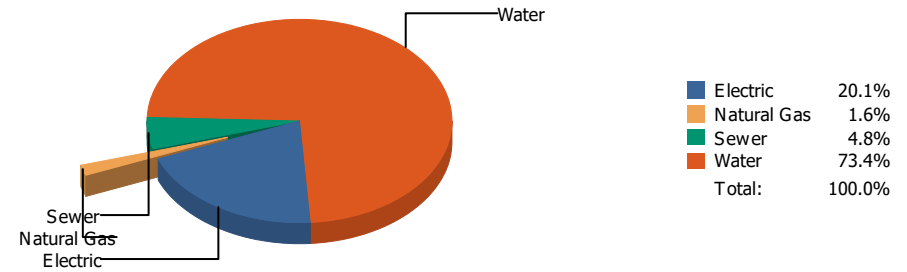


Commodity	Common Use	Energy Use	Energy Use / Area	Total Cost	Cost / Unit	Cost / Area
Place: [ROBERTS] ROBERTS 136 [BUILDING]						
Area: 81,457 SqFt						
Billing Period: Jul 2020						
ELECTRIC	20,740.00 kWh	70,765 KBtu	0.869 KBtu/SqFt	\$2,483.12	\$0.120 /kWh	\$0.030 /SqFt
NATURALGAS	132.00 CCF	13,596 KBtu	0.167 KBtu/SqFt	\$214.84	\$1.628 /CCF	\$0.003 /SqFt
SEWER	152.00 CCF			\$562.12	\$3.698 /CCF	\$0.007 /SqFt
WATER	998.00 CCF			\$6,325.23	\$6.338 /CCF	\$0.078 /SqFt
Totals:		84,361 KBtu	1.036 KBtu/SqFt	\$9,585.31		

Energy

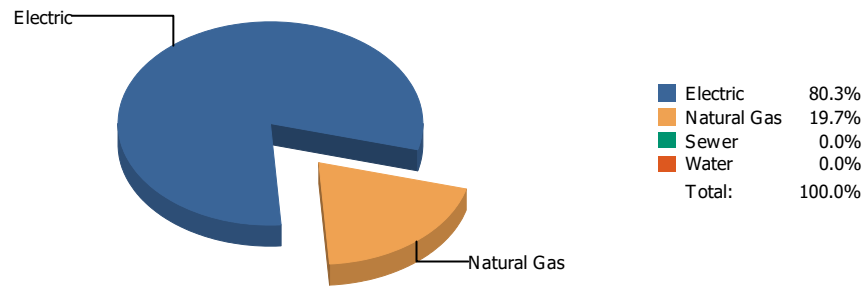


Cost

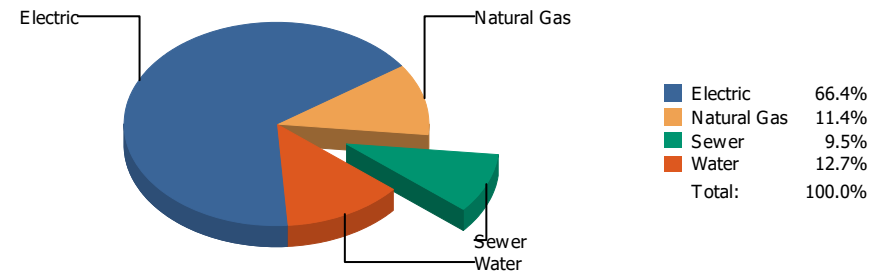


Commodity	Common Use	Energy Use	Energy Use / Area	Total Cost	Cost / Unit	Cost / Area
Place: [ROSS] ROSS 042 [BUILDING] Area: 131,497 SqFt Billing Period: Jul 2020						
ELECTRIC	34,068.00 kWh	116,240 KBtu	0.884 KBtu/SqFt	\$3,518.52	\$0.103 /kWh	\$0.026 /SqFt
NATURALGAS	319.00 CCF	32,857 KBtu	0.250 KBtu/SqFt	\$288.35	\$0.904 /CCF	\$0.002 /SqFt
SEWER	282.00 CCF			\$842.92	\$2.989 /CCF	\$0.006 /SqFt
WATER	2,007.00 CCF			\$12,842.05	\$6.399 /CCF	\$0.098 /SqFt
Totals:		149,097 KBtu	1.134 KBtu/SqFt	\$17,491.84		

Energy



Cost



Commodity	Common Use	Energy Use	Energy Use / Area	Total Cost	Cost / Unit	Cost / Area
Place: [RUSK] RUSK 138 [BUILDING] Area: 67,240 SqFt Billing Period: Jul 2020						
ELECTRIC	18,679.00 kWh	63,733 KBtu	0.948 KBtu/SqFt	\$2,239.71	\$0.120 /kWh	\$0.033 /SqFt
NATURALGAS	152.00 CCF	15,656 KBtu	0.233 KBtu/SqFt	\$385.67	\$2.537 /CCF	\$0.006 /SqFt
SEWER	50.00 CCF			\$319.54	\$6.391 /CCF	\$0.005 /SqFt
WATER	74.00 CCF			\$428.60	\$5.792 /CCF	\$0.006 /SqFt
Totals:		79,389 KBtu	1.181 KBtu/SqFt	\$3,373.52		

Energy

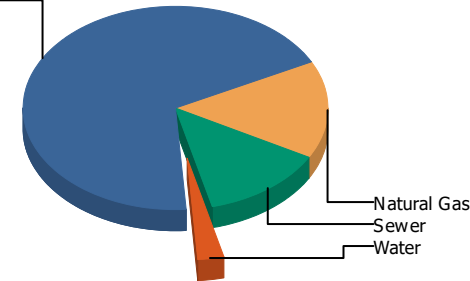
Electric



Electric	100.0%
Natural Gas	0.0%
Sewer	0.0%
Water	0.0%
Total:	100.0%

Cost

Electric



Electric	68.6%
Natural Gas	15.7%
Sewer	13.1%
Water	2.7%
Total:	100.0%

Commodity	Common Use	Energy Use	Energy Use / Area	Total Cost	Cost / Unit	Cost / Area
Place: [SAN-JAC] SAN JACINTO 139 [BUILDING]						
Area: 29,589 SqFt						
Billing Period: Jul 2020						
ELECTRIC	3,300.00 kWh	11,260 KBtu	0.381 KBtu/SqFt	\$711.89	\$0.216 /kWh	\$0.024 /SqFt
NATURALGAS	0.00 CCF	0 KBtu	0.000 KBtu/SqFt	\$162.96	\$0.000 /CCF	\$0.006 /SqFt
SEWER	14.00 CCF			\$136.01	\$9.715 /CCF	\$0.005 /SqFt
WATER	1.00 CCF			\$27.52	\$27.520 /CCF	\$0.001 /SqFt
Totals:		11,260 KBtu	0.381 KBtu/SqFt	\$1,038.38		

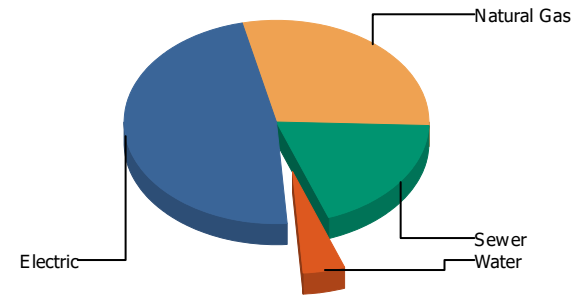
Energy

Electric



Electric	100.0%
Natural Gas	0.0%
Sewer	0.0%
Water	0.0%
Total:	100.0%

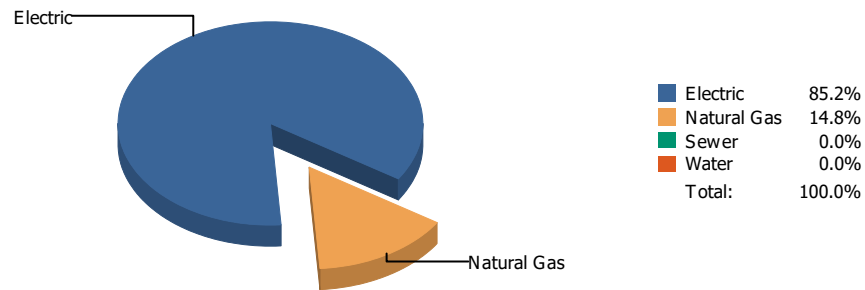
Cost



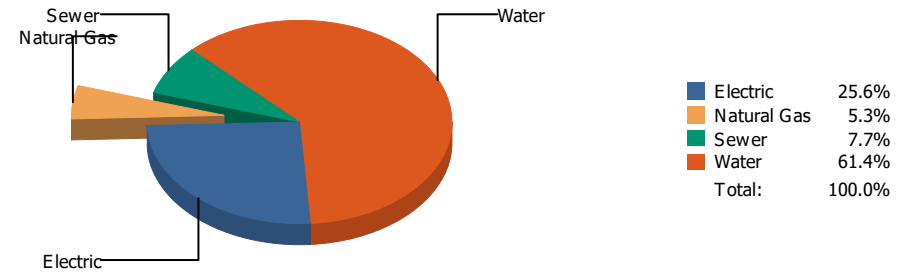
Electric	47.6%
Natural Gas	29.1%
Sewer	18.9%
Water	4.5%
Total:	100.0%

Commodity	Common Use	Energy Use	Energy Use / Area	Total Cost	Cost / Unit	Cost / Area
Place: [SCHUSTER] SCHUSTER 140 [BUILDING]						
Area: 34,371 SqFt						
Billing Period: Jul 2020						
ELECTRIC	175.00 kWh	597 KBtu	0.017 KBtu/SqFt	\$266.65	\$1.524 /kWh	\$0.008 /SqFt
NATURALGAS	0.00 CCF	0 KBtu	0.000 KBtu/SqFt	\$162.96	\$0.000 /CCF	\$0.005 /SqFt
SEWER	0.00 CCF			\$105.77	\$0.000 /CCF	\$0.003 /SqFt
WATER	0.00 CCF			\$25.17	\$0.000 /CCF	\$0.001 /SqFt
Totals:		597 KBtu	0.017 KBtu/SqFt	\$560.55		

Energy

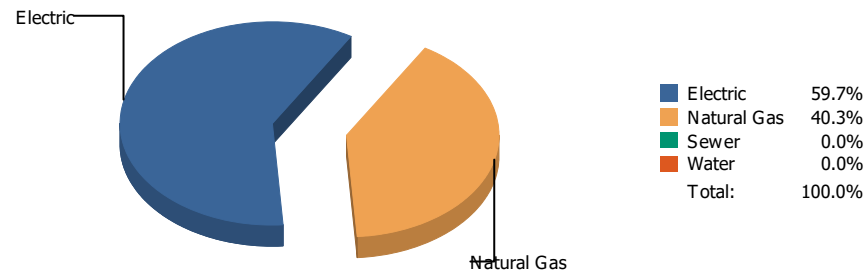


Cost

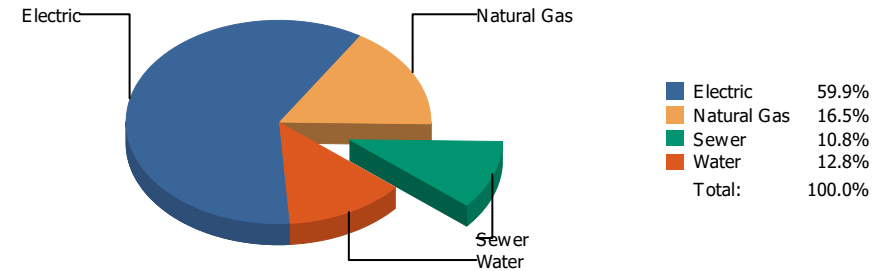


Commodity	Common Use	Energy Use	Energy Use / Area	Total Cost	Cost / Unit	Cost / Area
Place: [STANTON] STANTON 141 [BUILDING]						
Area: 75,957 SqFt						
Billing Period: Jul 2020						
ELECTRIC	11,633.00 kWh	39,692 KBtu	0.523 KBtu/SqFt	\$1,697.35	\$0.146 /kWh	\$0.022 /SqFt
NATURALGAS	67.00 CCF	6,901 KBtu	0.091 KBtu/SqFt	\$352.19	\$5.257 /CCF	\$0.005 /SqFt
SEWER	149.00 CCF			\$511.67	\$3.434 /CCF	\$0.007 /SqFt
WATER	709.00 CCF			\$4,080.28	\$5.755 /CCF	\$0.054 /SqFt
Totals:		46,593 KBtu	0.613 KBtu/SqFt	\$6,641.49		

Energy



Cost



Commodity	Common Use	Energy Use	Energy Use / Area	Total Cost	Cost / Unit	Cost / Area
Place: [SUNSET-HIGH_1] SUNSET HIGH SCHOOL [BUILDING]						
Area: 33,263 SqFt						
Billing Period: Jul 2020						
ELECTRIC	13,840.00 kWh	47,222 KBtu	1.420 KBtu/SqFt	\$1,033.14	\$0.075 /kWh	\$0.031 /SqFt
NATURALGAS	310.00 CCF	31,930 KBtu	0.960 KBtu/SqFt	\$284.67	\$0.918 /CCF	\$0.009 /SqFt
SEWER	37.00 CCF			\$185.69	\$5.019 /CCF	\$0.006 /SqFt
WATER	44.00 CCF			\$221.35	\$5.031 /CCF	\$0.007 /SqFt
Totals:		79,152 KBtu	2.380 KBtu/SqFt	\$1,724.85		

Energy

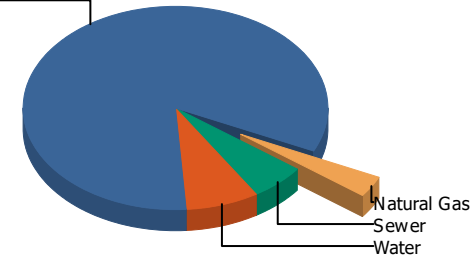
Electric



Electric	100.0%
Natural Gas	0.0%
Sewer	0.0%
Water	0.0%
Total	100.0%

Cost

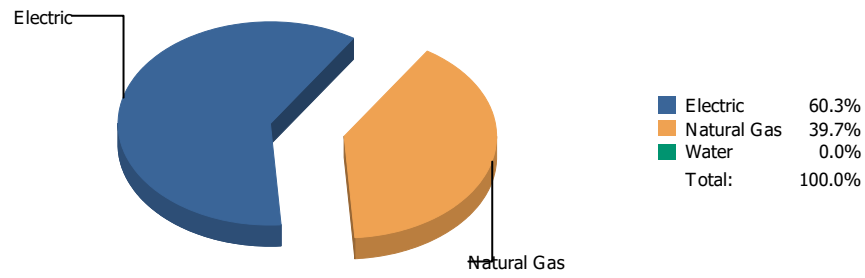
Electric



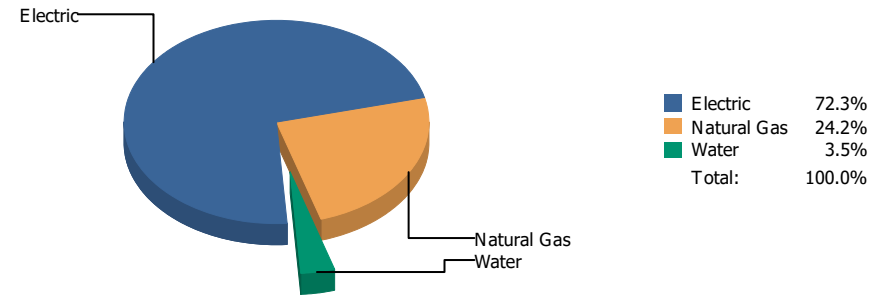
Electric	83.2%
Natural Gas	3.2%
Sewer	5.8%
Water	7.8%
Total	100.0%

Commodity	Common Use	Energy Use	Energy Use / Area	Total Cost	Cost / Unit	Cost / Area
Place: [TELLES] R. TELLES ACADEMY 027 [BUILDING]						
Area: 38,000 SqFt						
Billing Period: Jul 2020						
ELECTRIC	29,200.00 kWh	99,630 KBtu	2.622 KBtu/SqFt	\$4,225.30	\$0.145 /kWh	\$0.111 /SqFt
NATURALGAS	0.00 CCF	0 KBtu	0.000 KBtu/SqFt	\$162.96	\$0.000 /CCF	\$0.004 /SqFt
SEWER	28.00 CCF			\$294.28	\$10.510 /CCF	\$0.008 /SqFt
WATER	54.00 CCF			\$398.33	\$7.376 /CCF	\$0.010 /SqFt
Totals:		99,630 KBtu	2.622 KBtu/SqFt	\$5,080.87		

Energy

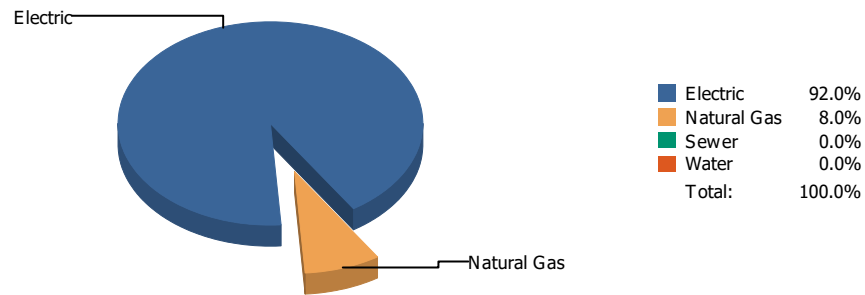


Cost

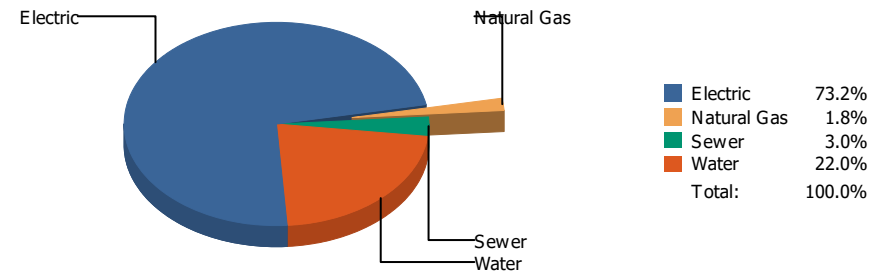


Commodity	Common Use	Energy Use	Energy Use / Area	Total Cost	Cost / Unit	Cost / Area
Place: [TERRACE] TERRACE HILLS 048 [BUILDING] Area: 138,021 SqFt Billing Period: Jul 2020						
ELECTRIC	10,200.00 kWh	34,802 KBtu	0.252 KBtu/SqFt	\$1,232.21	\$0.121 /kWh	\$0.009 /SqFt
NATURALGAS	222.00 CCF	22,866 KBtu	0.166 KBtu/SqFt	\$413.33	\$1.862 /CCF	\$0.003 /SqFt
WATER	0.00 CCF			\$59.49	\$0.000 /CCF	\$0.000 /SqFt
Totals:		57,668 KBtu	0.418 KBtu/SqFt	\$1,705.03		

Energy

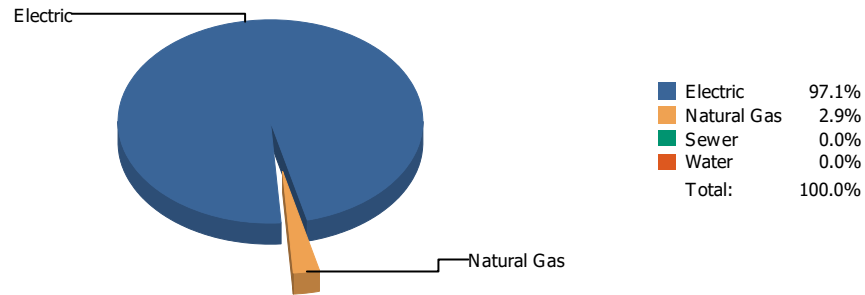


Cost

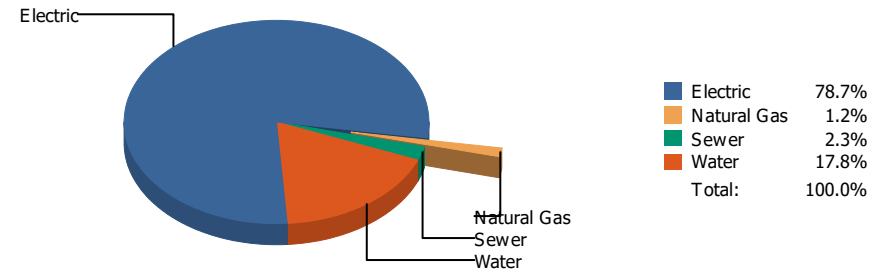


Commodity	Common Use	Energy Use	Energy Use / Area	Total Cost	Cost / Unit	Cost / Area
Place: [TIPPENELEMENTARY] TIPPIN ELEMENTARY 168 [BUILDING]						
Area: 88,360 SqFt						
Billing Period: Jul 2020						
ELECTRIC	76,680.00 kWh	261,632 KBtu	2.961 KBtu/SqFt	\$10,211.99	\$0.133 /kWh	\$0.116 /SqFt
NATURALGAS	221.00 CCF	22,763 KBtu	0.258 KBtu/SqFt	\$249.80	\$1.130 /CCF	\$0.003 /SqFt
SEWER	85.00 CCF			\$417.40	\$4.911 /CCF	\$0.005 /SqFt
WATER	512.00 CCF			\$3,075.15	\$6.006 /CCF	\$0.035 /SqFt
Totals:		284,395 KBtu	3.219 KBtu/SqFt	\$13,954.34		

Energy

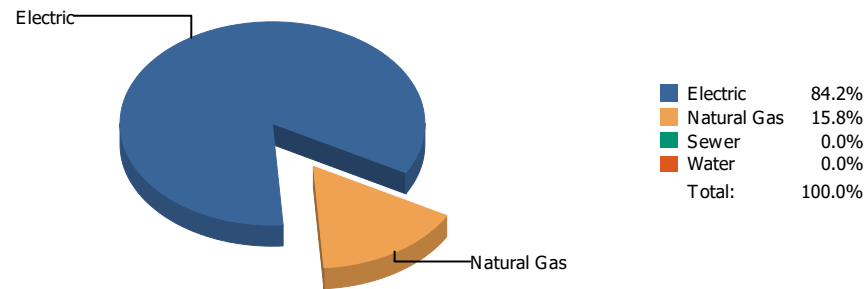


Cost

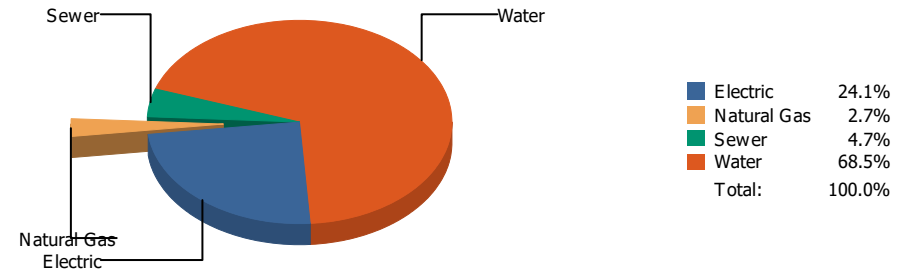


Commodity	Common Use	Energy Use	Energy Use / Area	Total Cost	Cost / Unit	Cost / Area
Place: [TOMLEA_2] TOM LEA 178 [BUILDING]						
Area: 88,828 SqFt						
Billing Period: Jul 2020						
ELECTRIC	96,200.00 kWh	328,234 KBtu	3.695 KBtu/SqFt	\$13,494.65	\$0.140 /kWh	\$0.152 /SqFt
NATURALGAS	95.00 CCF	9,785 KBtu	0.110 KBtu/SqFt	\$200.29	\$2.108 /CCF	\$0.002 /SqFt
SEWER	72.00 CCF			\$389.32	\$5.407 /CCF	\$0.004 /SqFt
WATER	533.00 CCF			\$3,059.90	\$5.741 /CCF	\$0.034 /SqFt
Totals:		338,019 KBtu	3.805 KBtu/SqFt	\$17,144.16		

Energy

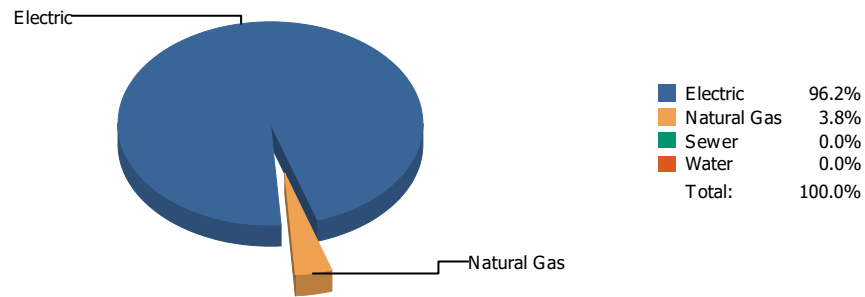


Cost

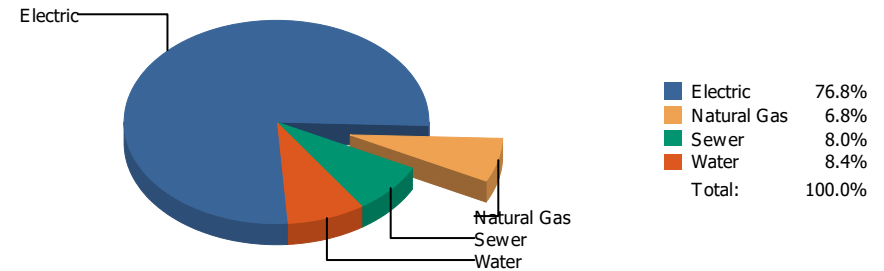


Commodity	Common Use	Energy Use	Energy Use / Area	Total Cost	Cost / Unit	Cost / Area
Place: [TRAVIS] TRAVIS 143 [BUILDING] Area: 78,925 SqFt Billing Period: Jul 2020						
ELECTRIC	12,847.00 kWh	43,834 KBtu	0.555 KBtu/SqFt	\$1,712.90	\$0.133 /kWh	\$0.022 /SqFt
NATURALGAS	80.00 CCF	8,240 KBtu	0.104 KBtu/SqFt	\$194.41	\$2.430 /CCF	\$0.002 /SqFt
SEWER	66.00 CCF			\$332.39	\$5.036 /CCF	\$0.004 /SqFt
WATER	738.00 CCF			\$4,865.90	\$6.593 /CCF	\$0.061 /SqFt
Totals:		52,074 KBtu	0.660 KBtu/SqFt	\$7,105.60		

Energy

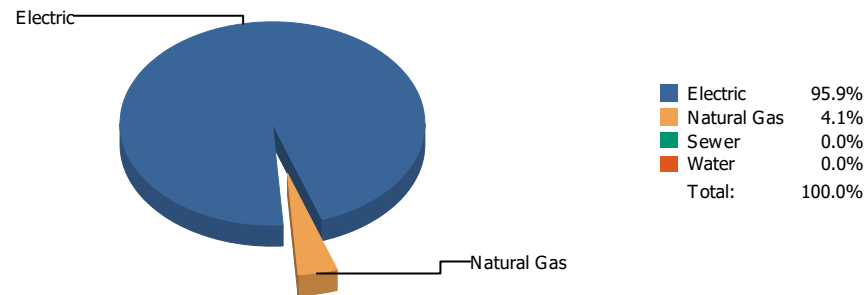


Cost

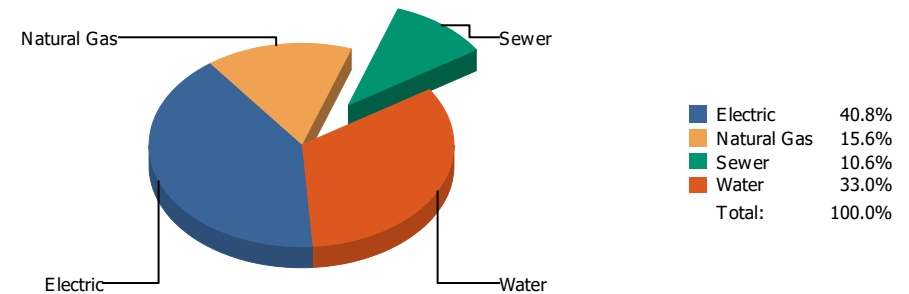


Commodity	Common Use	Energy Use	Energy Use / Area	Total Cost	Cost / Unit	Cost / Area
Place: [VILAS] VILAS 144 [BUILDING] Area: 66,992 SqFt Billing Period: Jul 2020						
ELECTRIC	48,480.00 kWh	165,414 KBtu	2.469 KBtu/SqFt	\$5,789.81	\$0.119 /kWh	\$0.086 /SqFt
NATURALGAS	64.00 CCF	6,592 KBtu	0.098 KBtu/SqFt	\$514.09	\$8.033 /CCF	\$0.008 /SqFt
SEWER	82.00 CCF			\$600.20	\$7.320 /CCF	\$0.009 /SqFt
WATER	97.00 CCF			\$636.04	\$6.557 /CCF	\$0.009 /SqFt
Totals:		172,006 KBtu	2.568 KBtu/SqFt	\$7,540.14		

Energy



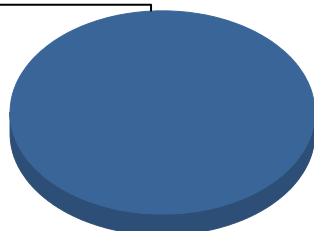
Cost



Commodity	Common Use	Energy Use	Energy Use / Area	Total Cost	Cost / Unit	Cost / Area
Place: [WAINWRIG] WAINWRIGHT 145 [BUILDING]						
Area: 38,227 SqFt						
Billing Period: Jul 2020						
ELECTRIC	21,882.00 kWh	74,661 KBtu	1.953 KBtu/SqFt	\$884.84	\$0.040 /kWh	\$0.023 /SqFt
NATURALGAS	31.00 CCF	3,193 KBtu	0.084 KBtu/SqFt	\$338.11	\$10.907 /CCF	\$0.009 /SqFt
SEWER	9.00 CCF			\$230.98	\$25.664 /CCF	\$0.006 /SqFt
WATER	166.00 CCF			\$716.44	\$4.316 /CCF	\$0.019 /SqFt
Totals:		77,854 KBtu	2.037 KBtu/SqFt	\$2,170.37		

Energy

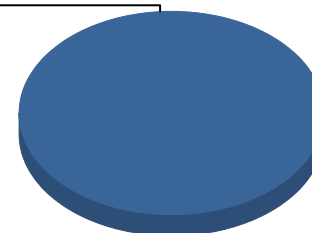
Electric



■ Electric 100.0%
Total: 100.0%

Cost

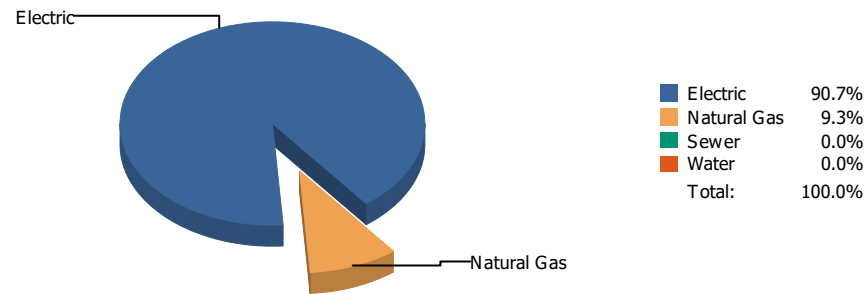
Electric



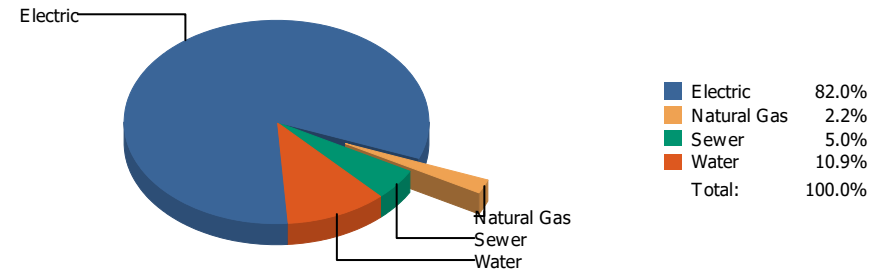
■ Electric 100.0%
Total: 100.0%

Commodity	Common Use	Energy Use	Energy Use / Area	Total Cost	Cost / Unit	Cost / Area
Place: [WESTSIDE] WESTSIDE TRANSPORTATION 951 [BUILDING]						
Area: 4,040 SqFt						
Billing Period: Jul 2020						
ELECTRIC	2,031.00 kWh	6,930 KBtu	1.715 KBtu/SqFt	\$249.10	\$0.123 /kWh	\$0.062 /SqFt
Totals:		6,930 KBtu	1.715 KBtu/SqFt	\$249.10		

Energy

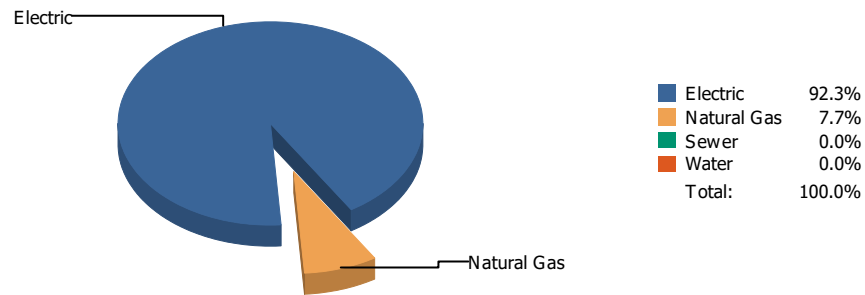


Cost

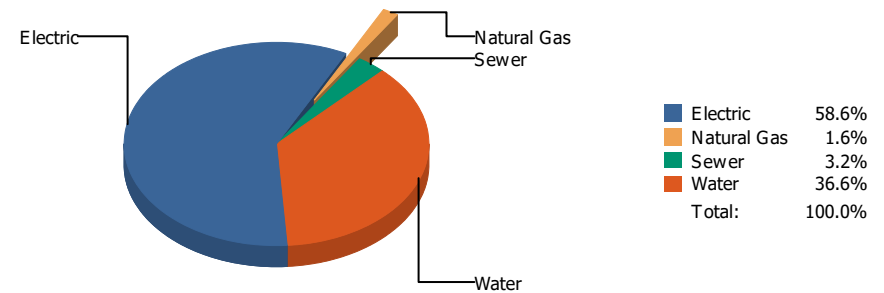


Commodity	Common Use	Energy Use	Energy Use / Area	Total Cost	Cost / Unit	Cost / Area
Place: [W-HILLS] WESTERN HILLS 146 [BUILDING]						
Area: 77,753 SqFt						
Billing Period: Jul 2020						
ELECTRIC	54,480.00 kWh	185,886 KBtu	2.391 KBtu/SqFt	\$8,859.19	\$0.163 /kWh	\$0.114 /SqFt
NATURALGAS	186.00 CCF	19,158 KBtu	0.246 KBtu/SqFt	\$236.07	\$1.269 /CCF	\$0.003 /SqFt
SEWER	81.00 CCF			\$535.07	\$6.606 /CCF	\$0.007 /SqFt
WATER	376.00 CCF			\$1,173.40	\$3.121 /CCF	\$0.015 /SqFt
Totals:		205,044 KBtu	2.637 KBtu/SqFt	\$10,803.73		

Energy

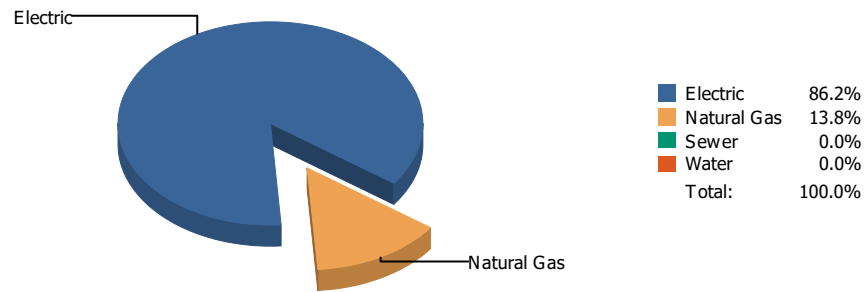


Cost

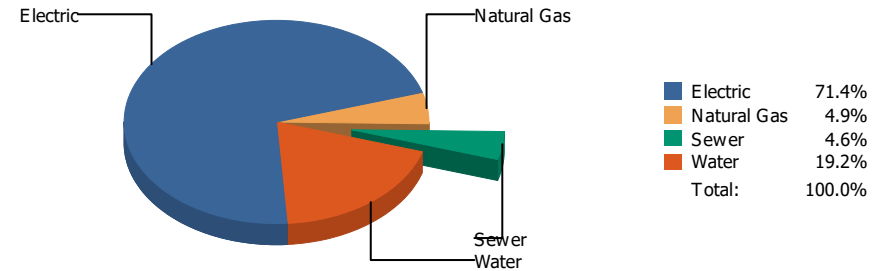


Commodity	Common Use	Energy Use	Energy Use / Area	Total Cost	Cost / Unit	Cost / Area
Place: [WHITAKER] WHITAKER 153 [BUILDING]						
Area: 89,458 SqFt						
Billing Period: Jul 2020						
ELECTRIC	57,000.00 kWh	194,484 KBtu	2.174 KBtu/SqFt	\$8,095.19	\$0.142 /kWh	\$0.090 /SqFt
NATURALGAS	158.00 CCF	16,274 KBtu	0.182 KBtu/SqFt	\$225.08	\$1.425 /CCF	\$0.003 /SqFt
SEWER	48.00 CCF			\$443.25	\$9.234 /CCF	\$0.005 /SqFt
WATER	1,531.00 CCF			\$5,057.36	\$3.303 /CCF	\$0.056 /SqFt
Totals:		210,758 KBtu	2.356 KBtu/SqFt	\$13,820.88		

Energy

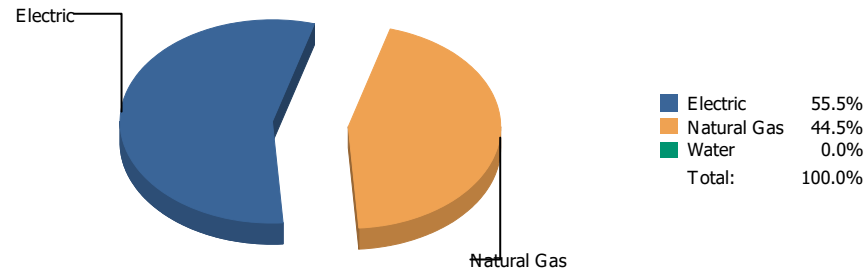


Cost

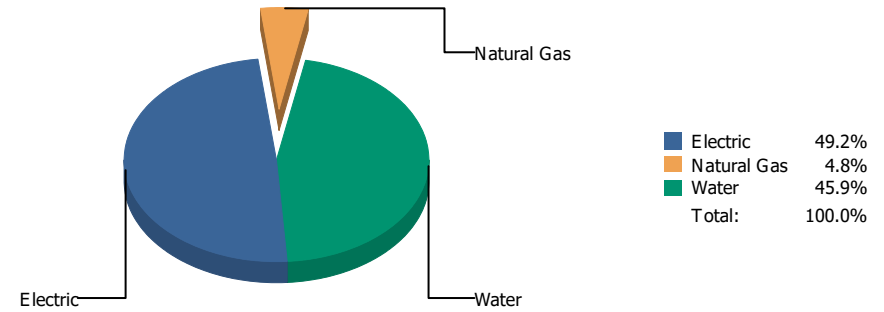


Commodity	Common Use	Energy Use	Energy Use / Area	Total Cost	Cost / Unit	Cost / Area
Place: [WHITE] ZACH WHITE ELEMENTARY NEW-1997 [BUILDING]						
Area: 92,458 SqFt						
Billing Period: Jul 2020						
ELECTRIC	41,700.00 kWh	142,280 KBtu	1.539 KBtu/SqFt	\$6,075.23	\$0.146 /kWh	\$0.066 /SqFt
NATURALGAS	221.00 CCF	22,763 KBtu	0.246 KBtu/SqFt	\$412.76	\$1.868 /CCF	\$0.004 /SqFt
SEWER	82.00 CCF			\$388.66	\$4.740 /CCF	\$0.004 /SqFt
WATER	421.00 CCF			\$1,631.22	\$3.875 /CCF	\$0.017 /SqFt
Totals:		165,043 KBtu	1.785 KBtu/SqFt	\$8,507.87		

Energy



Cost



Commodity	Common Use	Energy Use	Energy Use / Area	Total Cost	Cost / Unit	Cost / Area
Place: [WIGGS] WIGGS 052 [BUILDING]						
Area: 110,689 SqFt						
Billing Period: Jul 2020						
ELECTRIC	4,520.00 kWh	15,422 KBtu	0.139 KBtu/SqFt	\$2,140.36	\$0.474 /kWh	\$0.019 /SqFt
NATURALGAS	120.00 CCF	12,360 KBtu	0.112 KBtu/SqFt	\$210.13	\$1.751 /CCF	\$0.002 /SqFt
WATER	555.00 CCF			\$1,996.56	\$3.597 /CCF	\$0.018 /SqFt
Totals:		27,782 KBtu	0.251 KBtu/SqFt	\$4,347.05		

Energy

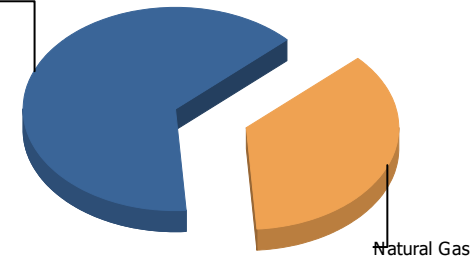
Electric



Electric 100.0%
 Natural Gas 0.0%
 Total: 100.0%

Cost

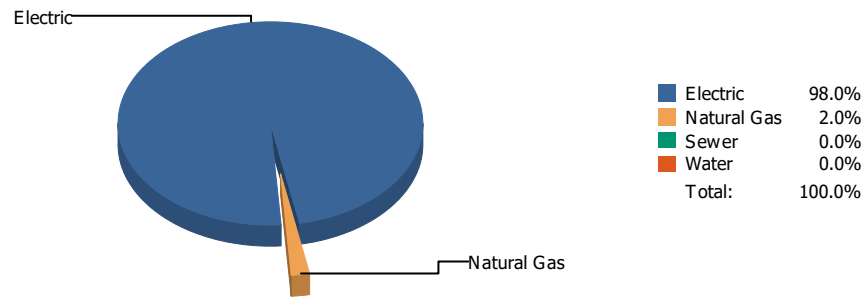
Electric



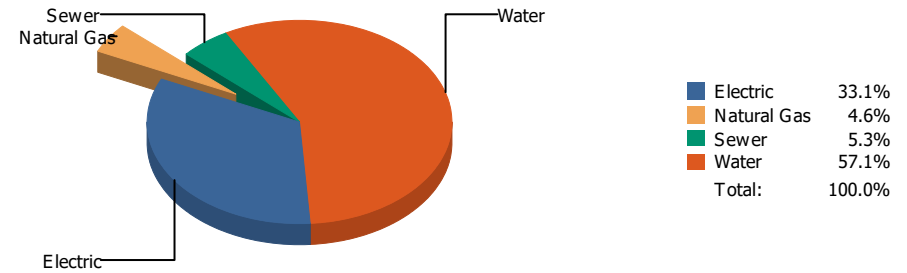
Electric 64.2%
 Natural Gas 35.8%
 Total: 100.0%

Commodity	Common Use	Energy Use	Energy Use / Area	Total Cost	Cost / Unit	Cost / Area
Place: [ZANEGREYWAREHOUSE] ZANE GREY WAREHOUSE [BUILDING]						
Area: 0 SqFt						
Billing Period: Jul 2020						
ELECTRIC	819.00 kWh	2,794 KBtu		\$292.43	\$0.357 /kWh	
NATURALGAS	0.00 CCF	0 KBtu		\$162.96	\$0.000 /CCF	
Totals:		2,794 KBtu		\$455.39		

Energy

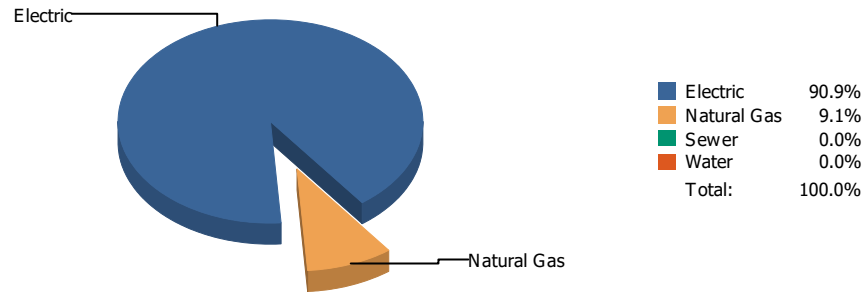


Cost

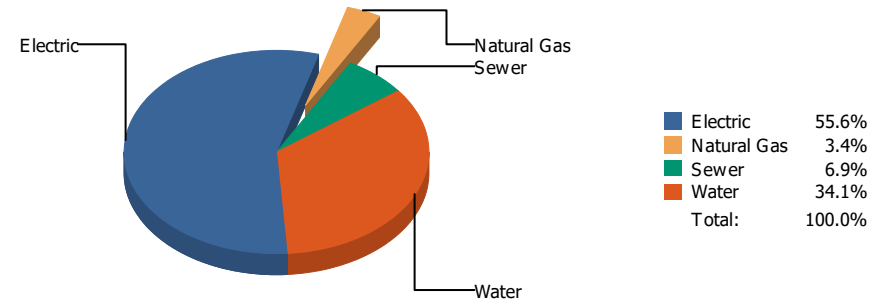


Commodity	Common Use	Energy Use	Energy Use / Area	Total Cost	Cost / Unit	Cost / Area
Place: [ZAVALA] ZAVALA 148 [BUILDING]						
Area: 53,356 SqFt						
Billing Period: Jul 2020						
ELECTRIC	11,701.00 kWh	39,924 KBtu	0.748 KBtu/SqFt	\$1,204.54	\$0.103 /kWh	\$0.023 /SqFt
NATURALGAS	8.00 CCF	824 KBtu	0.015 KBtu/SqFt	\$166.11	\$20.764 /CCF	\$0.003 /SqFt
SEWER	40.00 CCF			\$192.17	\$4.804 /CCF	\$0.004 /SqFt
WATER	289.00 CCF			\$2,077.21	\$7.188 /CCF	\$0.039 /SqFt
Totals:		40,748 KBtu	0.764 KBtu/SqFt	\$3,640.03		

Energy



Cost



Commodity	Common Use	Energy Use	Energy Use / Area	Total Cost	Cost / Unit	Cost / Area
Place Summary Report						
Area: 10,731,292 SqFt						
Billing Period: Jul 2020						
ELECTRIC	4,162,849.00 kWh	14,203,641 KBtu	1.323 KBtu/SqFt	\$549,516.26	\$0.132 /kWh	\$0.051 /SqFt
NATURALGAS	13,831.00 CCF	1,424,593 KBtu	0.133 KBtu/SqFt	\$33,641.13	\$2.432 /CCF	\$0.003 /SqFt
SEWER	17,204.00 CCF			\$67,792.79	\$3.941 /CCF	\$0.006 /SqFt
WATER	73,132.00 CCF			\$336,798.16	\$4.605 /CCF	\$0.031 /SqFt
Totals:		15,628,234 KBtu	1.456 KBtu/SqFt	\$987,748.34		

* Please note per area calculations only include buildings with a floor area greater than 0.

Requested by: eagarci2

Client version:

Report version: 9

Filters: Meters in Building Name: Not one of ZACH WHITE MODULAR SCHOOL 147;START SCHOOL EARLY 1 DAY VALUE;STADIUM RATE CHANGES;SKY PARK IB1;SKY PARK I 200;SKY PARK;ROOSEVELT 137;REMCON COTTAGES;PARKDALE COTTAGES 957;NORTHEAST BOOK DEPOSITORY 814;NEW COMPUTERS SINCE JUNE 1990;Lighting;HERCULES COTTAGES 141A;CANYON HILLS PORTABLES;Butterfield Trail Warehouse;BRANON COTTAGES 955 ;BLUE FLAME BLDG.;BARCELONA COTTAGES;ALL REFUNDS AND REBATES; ; Bill is Void Equals 0; Account is Active Equals 1; Bill is from External Vendor Equals 1; ; Billing Period Equals Jul 2020

Record count: 0