

# elpaso

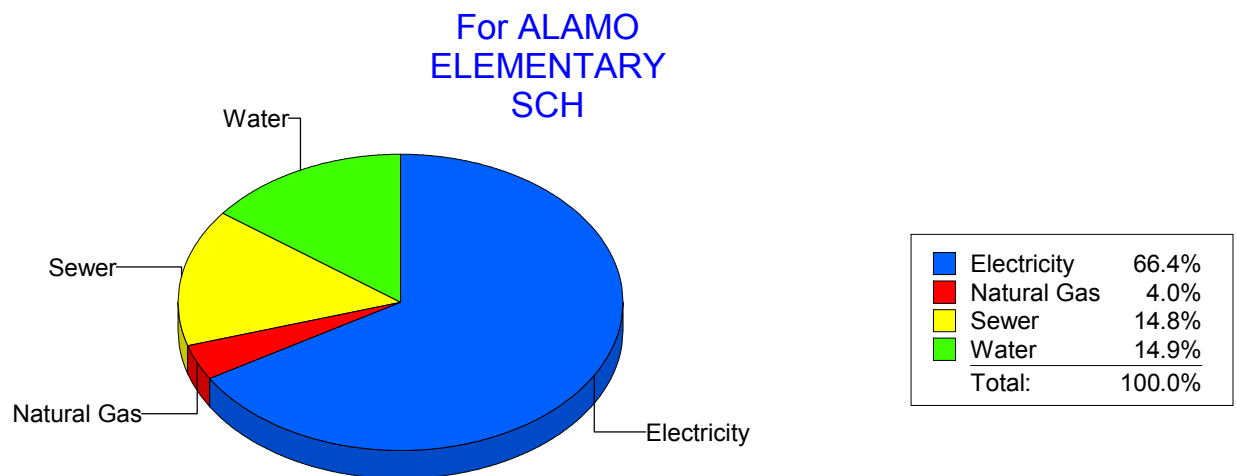
Energy CAP

Cost Avoidance Program

## Cost Summary Graph

Grouped by Energy Type

Energy Type	Use	Units	Meter Cost	Special Charges	Total Cost	Avg Unit Cost	% of Total Cost
Site: ALAMO ELEMENTARY SCH - ALAMO ELEMENTARY SCH							
Electricity	5,000	KWH	\$559.81	\$0.00	\$559.81	0.1120	66.41%
Natural Gas	0	CCF	\$33.38	\$0.00	\$33.38	0.0000	3.96%
Water	0	CCF	\$125.26	\$0.00	\$125.26	0.0000	14.86%
Sewer	0	CCF	\$124.48	\$0.00	\$124.48	0.0000	14.77%
Total Cost:			\$842.93	\$0.00	\$842.93		



Filters: Cost Center Name Not One Of DoNotReport; Billing Period Equal To 201005

# elpaso

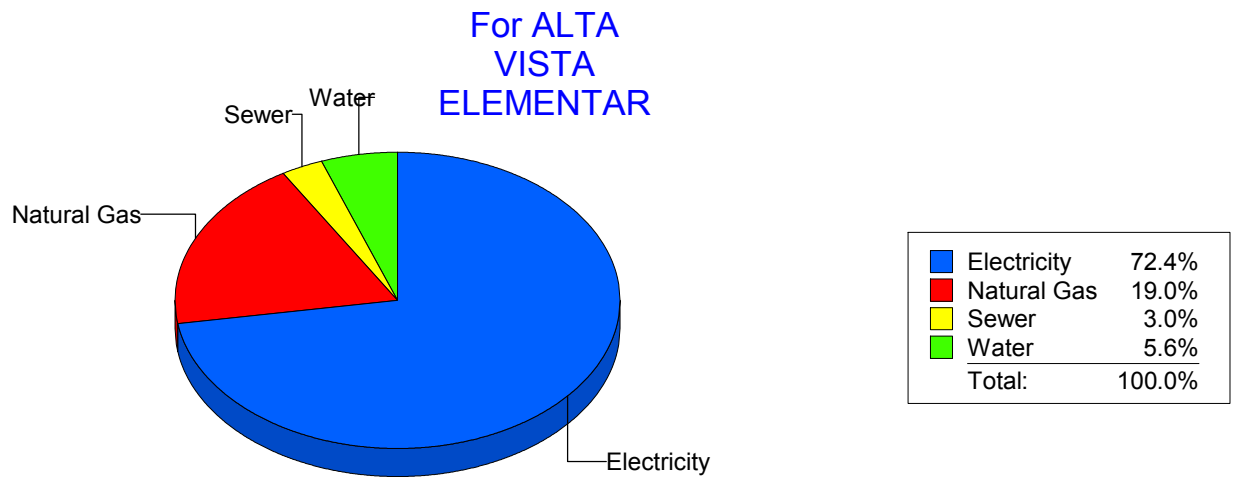
Energy CAP

Cost Avoidance Program

## Cost Summary Graph

Grouped by Energy Type

Energy Type	Use	Units	Meter Cost	Special Charges	Total Cost	Avg Unit Cost	% of Total Cost
Site: ALTA VISTA ELEMENTAR - ALTA VISTA ELEMENTAR							
Electricity	31,650	KWH	\$4,267.69	\$0.00	\$4,267.69	0.1348	72.36%
Natural Gas	1,681	CCF	\$1,122.04	\$0.00	\$1,122.04	0.6675	19.03%
Water	166	CCF	\$328.68	\$0.00	\$328.68	1.9800	5.57%
Sewer	92	CCF	\$179.08	\$0.00	\$179.08	1.9465	3.04%
Total Cost:			\$5,897.49	\$0.00	\$5,897.49		



Filters: Cost Center Name Not One Of DoNotReport; Billing Period Equal To 201005

# elpaso

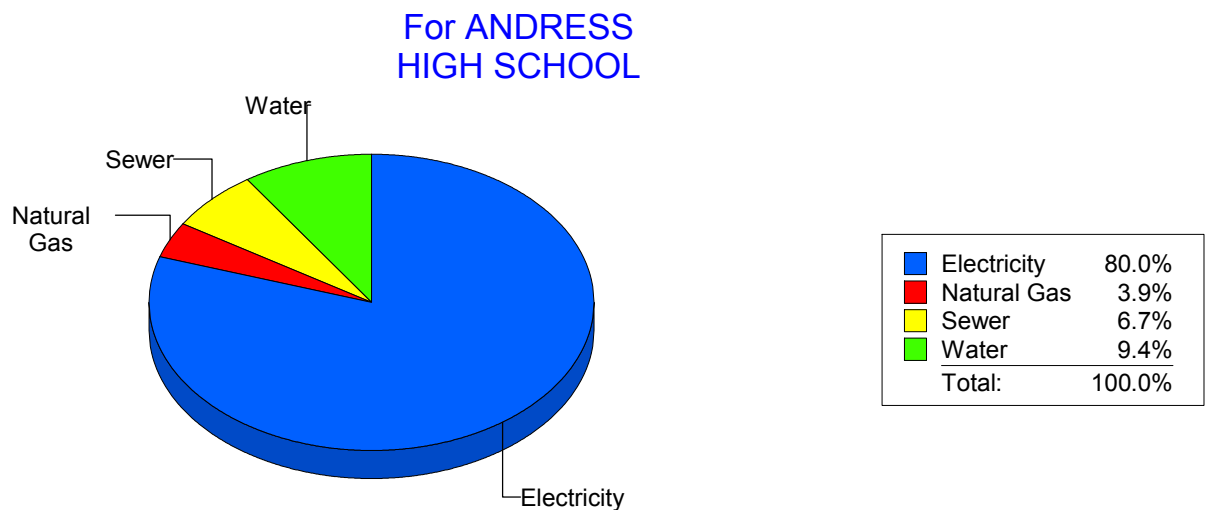
Energy CAP

Cost Avoidance Program

## Cost Summary Graph

Grouped by Energy Type

Energy Type	Use	Units	Meter Cost	Special Charges	Total Cost	Avg Unit Cost	% of Total Cost
Site: ANDRESS HIGH SCHOOL - ANDRESS HIGH SCHOOL							
Electricity	185,925	KWH	\$20,132.73	\$0.00	\$20,132.73	0.1083	79.98%
Natural Gas	1,415	CCF	\$989.56	\$0.00	\$989.56	0.6993	3.93%
Water	1,545	CCF	\$2,365.44	\$0.00	\$2,365.44	1.5310	9.40%
Sewer	1,217	CCF	\$1,683.20	\$0.00	\$1,683.20	1.3831	6.69%
Total Cost:			\$25,170.93	\$0.00	\$25,170.93		



Filters: Cost Center Name Not One Of DoNotReport; Billing Period Equal To 201005

# elpaso

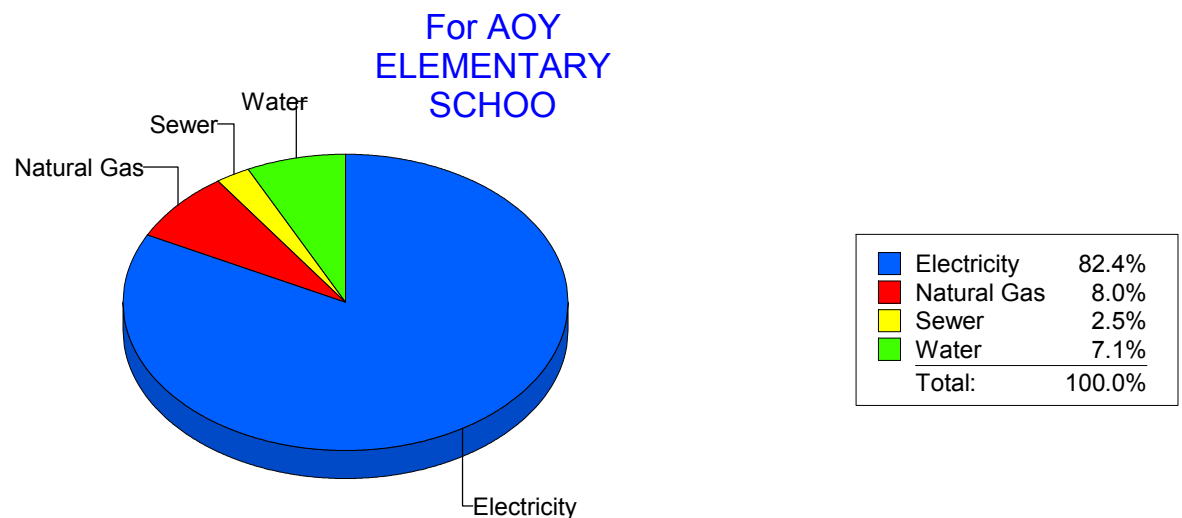
Energy CAP

Cost Avoidance Program

## Cost Summary Graph

Grouped by Energy Type

Energy Type	Use	Units	Meter Cost	Special Charges	Total Cost	Avg Unit Cost	% of Total Cost
Site: AOY ELEMENTARY SCHOO - AOY ELEMENTARY SCHOO							
Electricity	90,461	KWH	\$11,844.33	\$0.00	\$11,844.33	0.1309	82.43%
Natural Gas	1,712	CCF	\$1,143.66	\$0.00	\$1,143.66	0.6680	7.96%
Water	241	CCF	\$1,022.82	\$0.00	\$1,022.82	4.2441	7.12%
Sewer	76	CCF	\$357.95	\$0.00	\$357.95	4.7099	2.49%
Total Cost:			\$14,368.76	\$0.00	\$14,368.76		



Filters: Cost Center Name Not One Of DoNotReport; Billing Period Equal To 201005

# elpaso

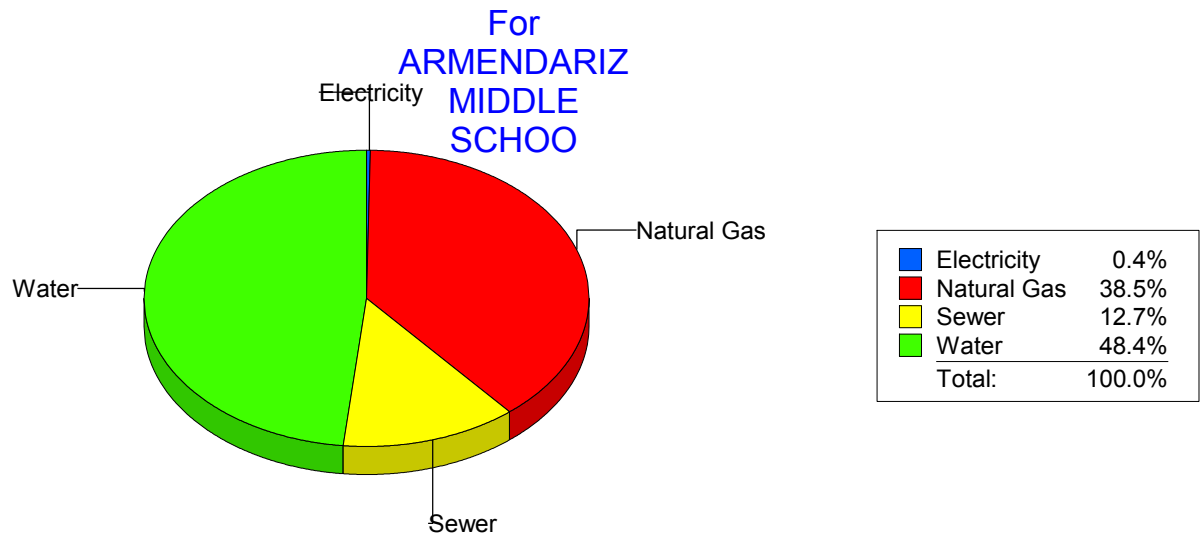
Energy CAP

Cost Avoidance Program

## Cost Summary Graph

Grouped by Energy Type

Energy Type	Use	Units	Meter Cost	Special Charges	Total Cost	Avg Unit Cost	% of Total Cost
Site: ARMENDARIZ MIDDLE SCHOO - ARMENDARIZ MIDDLE SCHOO							
Electricity	176,500	KWH	\$15.00	\$0.00	\$15.00	0.0001	0.39%
Natural Gas	2,277	CCF	\$1,467.06	\$0.00	\$1,467.06	0.6443	38.48%
Water	866	CCF	\$1,847.16	\$0.00	\$1,847.16	2.1330	48.44%
Sewer	214	CCF	\$483.73	\$0.00	\$483.73	2.2604	12.69%
Total Cost:			\$3,812.95	\$0.00	\$3,812.95		



Filters: Cost Center Name Not One Of DoNotReport; Billing Period Equal To 201005

# elpaso

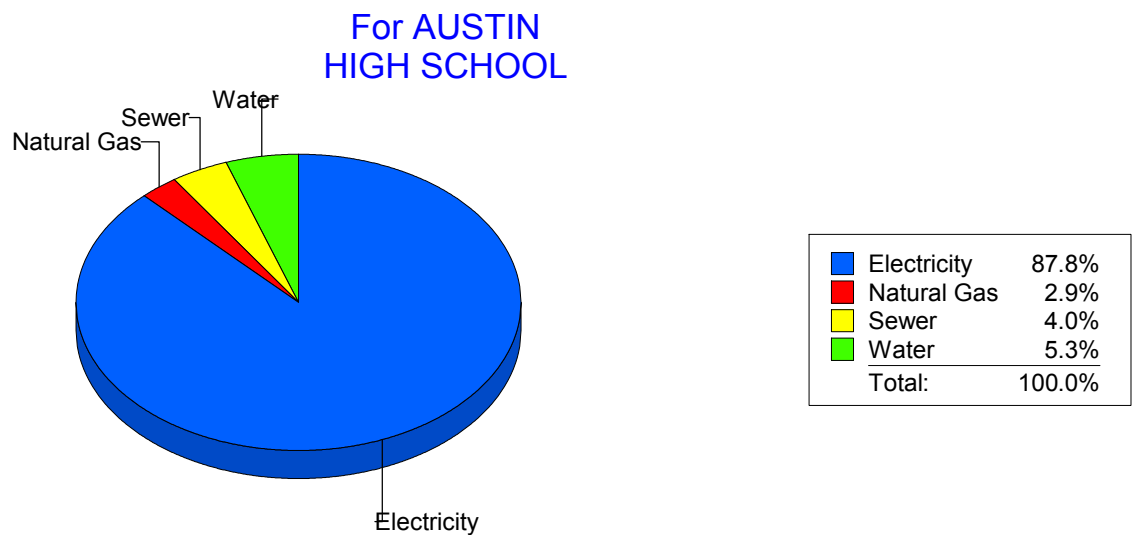
Energy CAP

Cost Avoidance Program

## Cost Summary Graph

Grouped by Energy Type

Energy Type	Use	Units	Meter Cost	Special Charges	Total Cost	Avg Unit Cost	% of Total Cost
Site: AUSTIN HIGH SCHOOL - AUSTIN HIGH SCHOOL							
Electricity	217,321	KWH	\$22,740.16	\$0.00	\$22,740.16	0.1046	87.75%
Natural Gas	1,057	CCF	\$754.31	\$0.00	\$754.31	0.7136	2.91%
Water	550	CCF	\$1,374.45	\$0.00	\$1,374.45	2.4990	5.30%
Sewer	391	CCF	\$1,044.95	\$0.00	\$1,044.95	2.6725	4.03%
Total Cost:			\$25,913.87	\$0.00	\$25,913.87		



Filters: Cost Center Name Not One Of DoNotReport; Billing Period Equal To 201005

# elpaso

Energy CAP

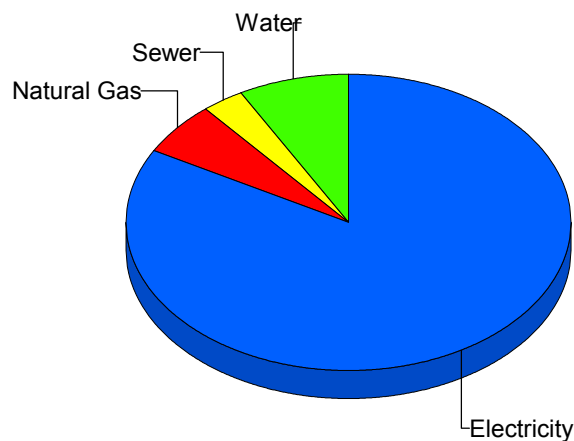
Cost Avoidance Program

## Cost Summary Graph

Grouped by Energy Type

Energy Type	Use	Units	Meter Cost	Special Charges	Total Cost	Avg Unit Cost	% of Total Cost
Site: BARRON - BARRON							
Electricity	73,835	KWH	\$8,792.08	\$0.00	\$8,792.08	0.1191	83.13%
Natural Gas	870	CCF	\$613.14	\$0.00	\$613.14	0.7048	5.80%
Water	165	CCF	\$848.22	\$0.00	\$848.22	5.1407	8.02%
Sewer	69	CCF	\$322.82	\$0.00	\$322.82	4.6786	3.05%
Total Cost:			\$10,576.26	\$0.00	\$10,576.26		

For BARRON



Electricity	83.1%
Natural Gas	5.8%
Sewer	3.1%
Water	8.0%
Total:	100.0%

Filters: Cost Center Name Not One Of DoNotReport; Billing Period Equal To 201005

# elpaso

Energy CAP

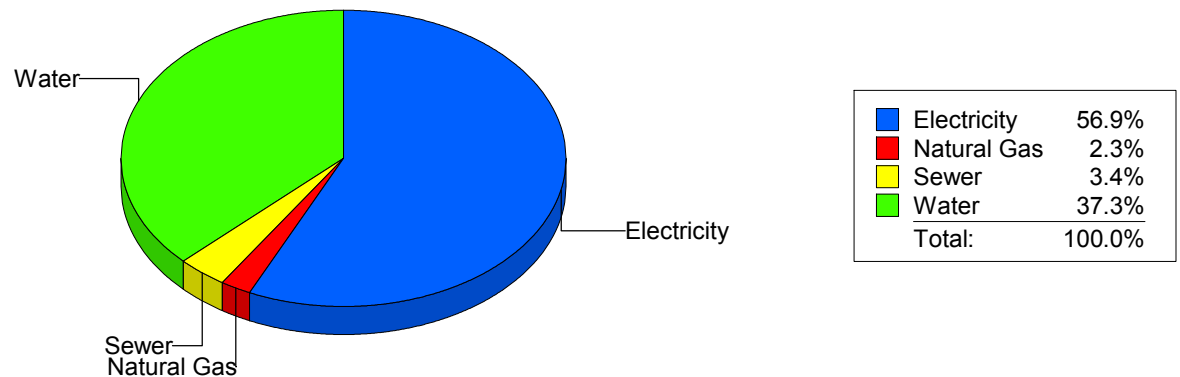
Cost Avoidance Program

## Cost Summary Graph

Grouped by Energy Type

Energy Type	Use	Units	Meter Cost	Special Charges	Total Cost	Avg Unit Cost	% of Total Cost
Site: BASSET MIDDLE SCHOOL - BASSET MIDDLE SCHOOL							
Electricity	74,330	KWH	\$8,410.11	\$0.00	\$8,410.11	0.1131	56.91%
Natural Gas	397	CCF	\$342.79	\$0.00	\$342.79	0.8635	2.32%
Water	1,578	CCF	\$5,515.98	\$0.00	\$5,515.98	3.4956	37.33%
Sewer	292	CCF	\$508.45	\$0.00	\$508.45	1.7413	3.44%
Total Cost:			\$14,777.33	\$0.00	\$14,777.33		

For BASSET  
MIDDLE  
SCHOOL



Filters: Cost Center Name Not One Of DoNotReport; Billing Period Equal To 201005



# elpaso

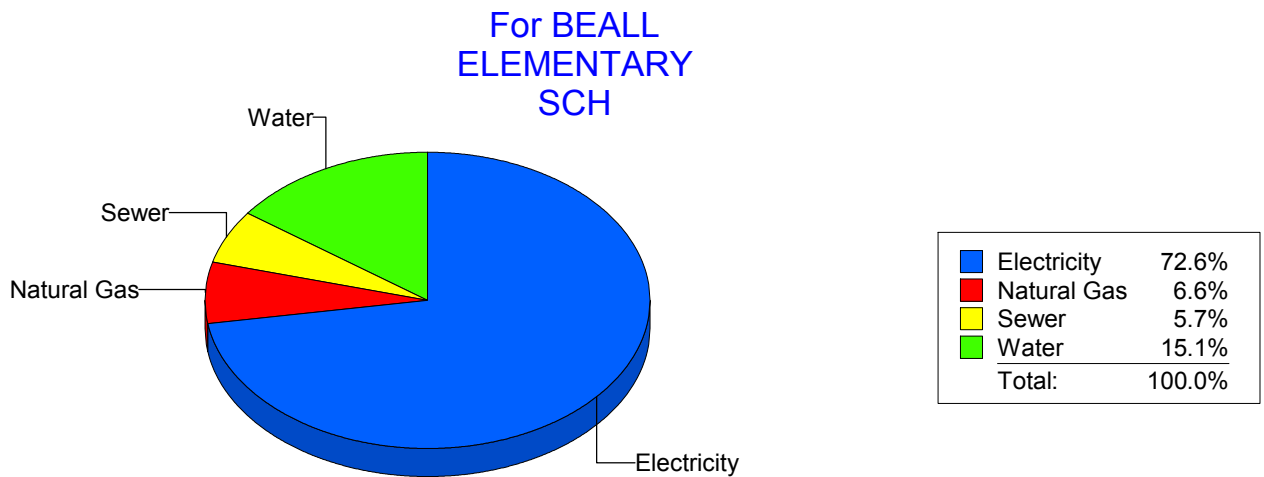
Energy CAP

Cost Avoidance Program

## Cost Summary Graph

Grouped by Energy Type

Energy Type	Use	Units	Meter Cost	Special Charges	Total Cost	Avg Unit Cost	% of Total Cost
Site: BEALL ELEMENTARY SCH - BEALL ELEMENTARY SCH							
Electricity	25,600	KWH	\$3,112.86	\$0.00	\$3,112.86	0.1216	72.57%
Natural Gas	399	CCF	\$281.53	\$0.00	\$281.53	0.7056	6.56%
Water	235	CCF	\$649.24	\$0.00	\$649.24	2.7627	15.14%
Sewer	85	CCF	\$245.56	\$0.00	\$245.56	2.8889	5.73%
Total Cost:			\$4,289.19	\$0.00	\$4,289.19		



Filters: Cost Center Name Not One Of DoNotReport; Billing Period Equal To 201005

# elpaso

Energy CAP

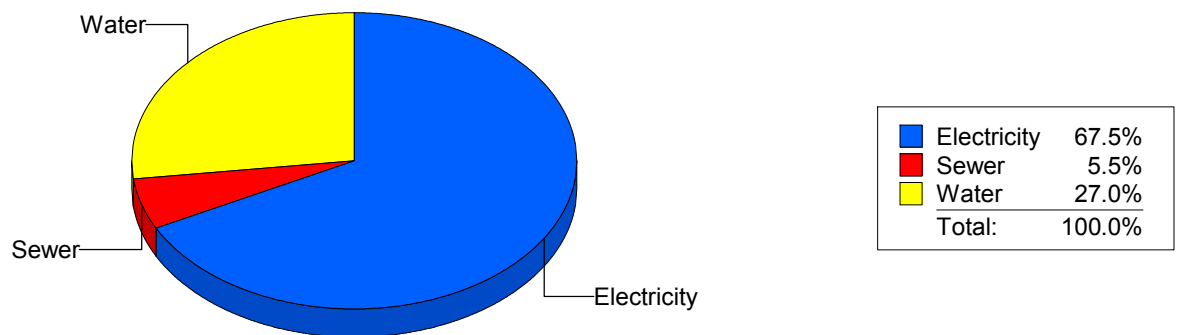
Cost Avoidance Program

## Cost Summary Graph

Grouped by Energy Type

Energy Type	Use	Units	Meter Cost	Special Charges	Total Cost	Avg Unit Cost	% of Total Cost
Site: BLISS ELEMENTARY - BLISS ELEMENTARY							
Electricity	23,900	KWH	\$2,904.00	\$0.00	\$2,904.00	0.1215	67.49%
Water	332	CCF	\$1,161.23	\$0.00	\$1,161.23	3.4977	26.99%
Sewer	79	CCF	\$237.94	\$0.00	\$237.94	3.0119	5.53%
Total Cost:			\$4,303.17	\$0.00	\$4,303.17		

For BLISS  
ELEMENTARY



Filters: Cost Center Name Not One Of DoNotReport; Billing Period Equal To 201005

# elpaso

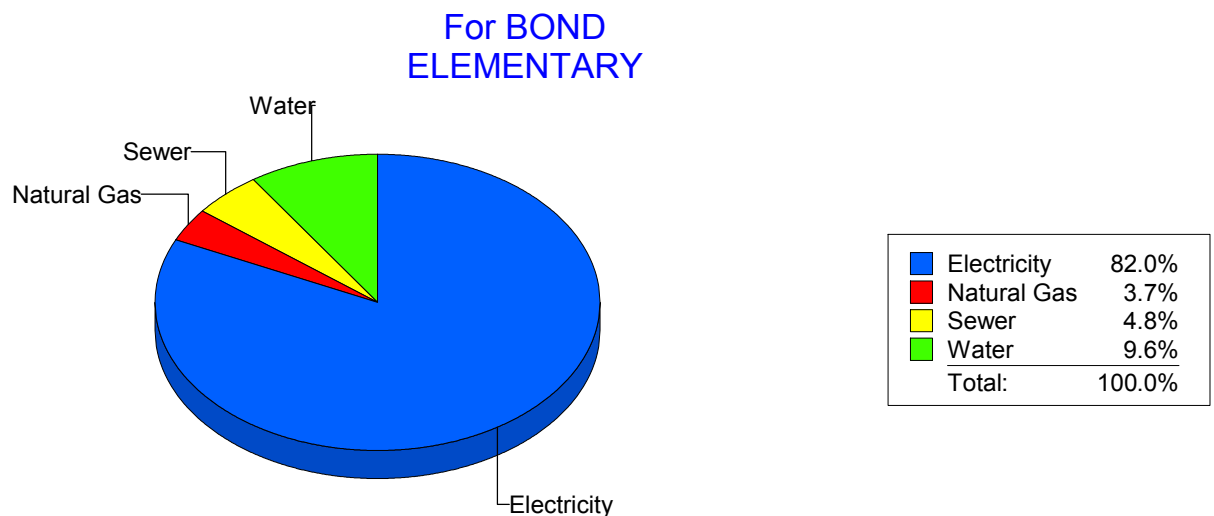
Energy CAP

Cost Avoidance Program

## Cost Summary Graph

Grouped by Energy Type

Energy Type	Use	Units	Meter Cost	Special Charges	Total Cost	Avg Unit Cost	% of Total Cost
Site: BOND - BOND ELEMENTARY							
Electricity	36,861	KWH	\$5,794.59	\$0.00	\$5,794.59	0.1572	81.95%
Natural Gas	318	CCF	\$262.11	\$0.00	\$262.11	0.8248	3.71%
Water	312	CCF	\$677.04	\$0.00	\$677.04	2.1700	9.58%
Sewer	157	CCF	\$337.00	\$0.00	\$337.00	2.1465	4.77%
Total Cost:			\$7,070.74	\$0.00	\$7,070.74		



Filters: Cost Center Name Not One Of DoNotReport; Billing Period Equal To 201005

# elpaso

Energy CAP

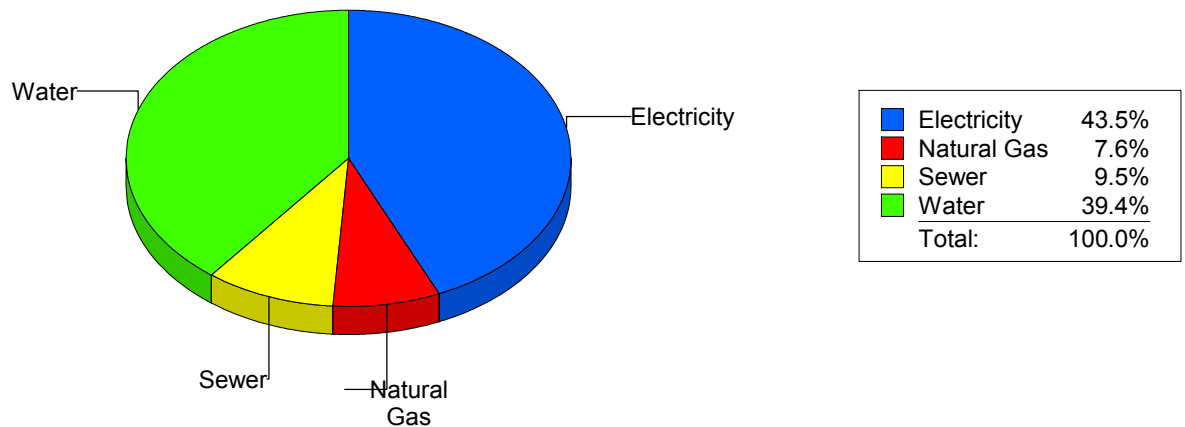
Cost Avoidance Program

## Cost Summary Graph

Grouped by Energy Type

Energy Type	Use	Units	Meter Cost	Special Charges	Total Cost	Avg Unit Cost	% of Total Cost
Site: BONHAM ELEMENTARY SC - BONHAM ELEMENTARY SC							
Electricity	4,320	KWH	\$1,276.13	\$0.00	\$1,276.13	0.2954	43.46%
Natural Gas	260	CCF	\$223.47	\$0.00	\$223.47	0.8595	7.61%
Water	402	CCF	\$1,157.21	\$0.00	\$1,157.21	2.8786	39.41%
Sewer	124	CCF	\$279.31	\$0.00	\$279.31	2.2525	9.51%
Total Cost:			\$2,936.12	\$0.00	\$2,936.12		

For BONHAM  
ELEMENTARY  
SC



Filters: Cost Center Name Not One Of DoNotReport; Billing Period Equal To 201005

# elpaso

Energy CAP

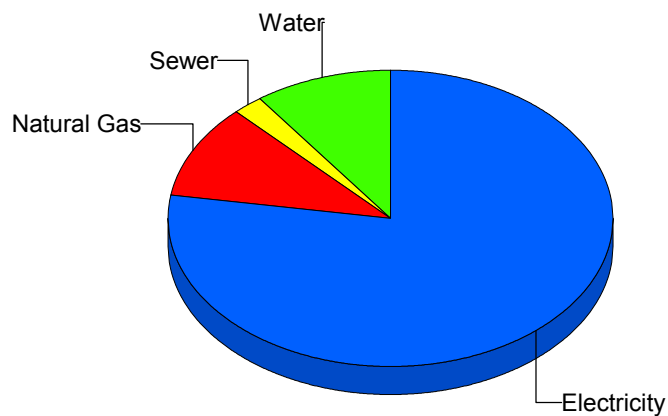
Cost Avoidance Program

## Cost Summary Graph

Grouped by Energy Type

Energy Type	Use	Units	Meter Cost	Special Charges	Total Cost	Avg Unit Cost	% of Total Cost
Site: BOWIE HIGH SCHOOL - BOWIE HIGH SCHOOL							
Electricity	338,328	KWH	\$34,914.74	\$0.00	\$34,914.74	0.1032	77.37%
Natural Gas	7,453	CCF	\$4,711.27	\$0.00	\$4,711.27	0.6321	10.44%
Water	3,181	CCF	\$4,497.85	\$0.00	\$4,497.85	1.4140	9.97%
Sewer	464	CCF	\$1,001.08	\$0.00	\$1,001.08	2.1575	2.22%
Total Cost:			\$45,124.94	\$0.00	\$45,124.94		

For BOWIE  
HIGH SCHOOL



Electricity	77.4%
Natural Gas	10.4%
Sewer	2.2%
Water	10.0%
Total:	100.0%

Filters: Cost Center Name Not One Of DoNotReport; Billing Period Equal To 201005

# elpaso

Energy CAP

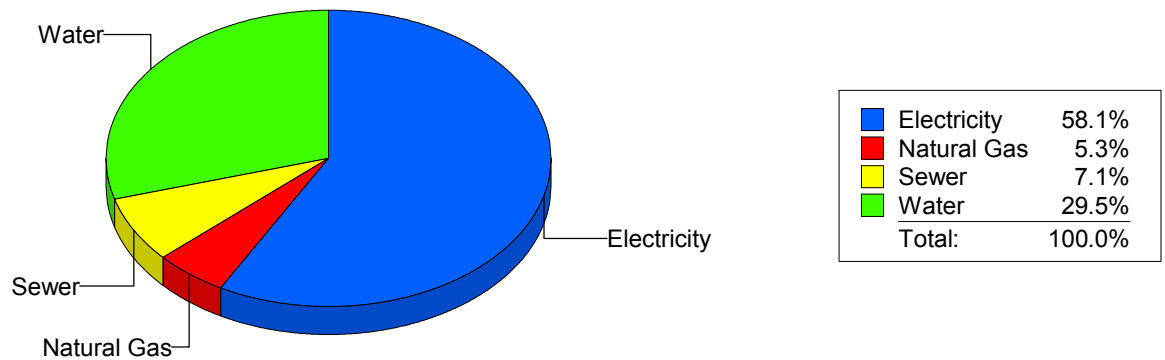
Cost Avoidance Program

## Cost Summary Graph

Grouped by Energy Type

Energy Type	Use	Units	Meter Cost	Special Charges	Total Cost	Avg Unit Cost	% of Total Cost
Site: BRADLEY ELEMENTARY - BRADLEY ELEMENTARY							
Electricity	26,000	KWH	\$3,196.20	\$0.00	\$3,196.20	0.1229	58.14%
Natural Gas	414	CCF	\$291.31	\$0.00	\$291.31	0.7036	5.30%
Water	502	CCF	\$1,621.82	\$0.00	\$1,621.82	3.2307	29.50%
Sewer	139	CCF	\$388.48	\$0.00	\$388.48	2.7948	7.07%
Total Cost:			\$5,497.81	\$0.00	\$5,497.81		

For BRADLEY  
ELEMENTARY



Filters: Cost Center Name Not One Of DoNotReport; Billing Period Equal To 201005

# elpaso

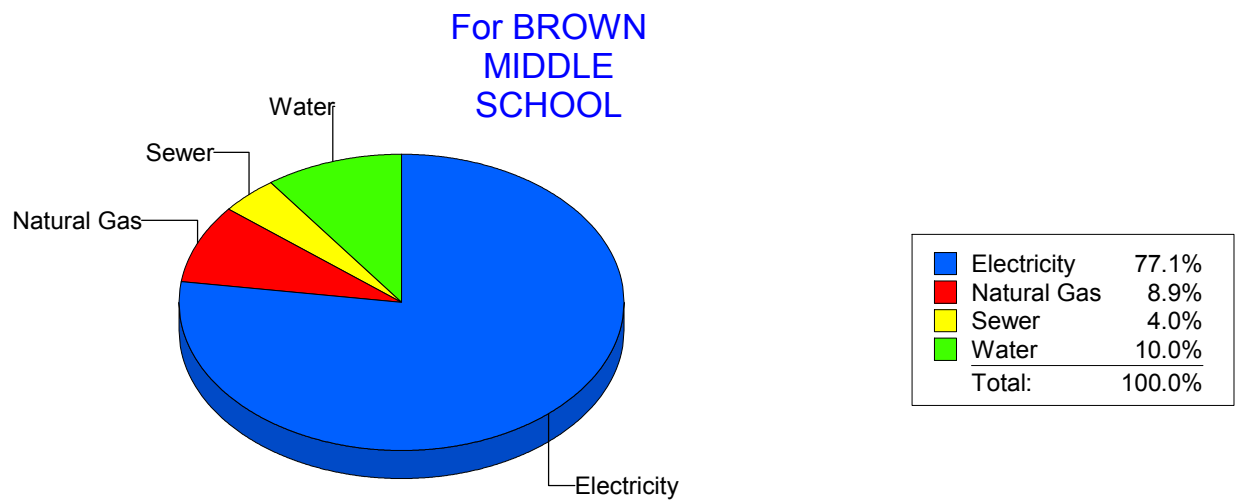
Energy CAP

Cost Avoidance Program

## Cost Summary Graph

Grouped by Energy Type

Energy Type	Use	Units	Meter Cost	Special Charges	Total Cost	Avg Unit Cost	% of Total Cost
Site: BROWN MIDDLE SCHOOL - BROWN MIDDLE SCHOOL							
Electricity	112,800	KWH	\$12,570.11	\$0.00	\$12,570.11	0.1114	77.10%
Natural Gas	2,240	CCF	\$1,443.74	\$0.00	\$1,443.74	0.6445	8.85%
Water	748	CCF	\$1,634.24	\$0.00	\$1,634.24	2.1848	10.02%
Sewer	350	CCF	\$656.45	\$0.00	\$656.45	1.8756	4.03%
Total Cost:			\$16,304.54	\$0.00	\$16,304.54		



Filters: Cost Center Name Not One Of DoNotReport; Billing Period Equal To 201005

# elpaso

Energy CAP

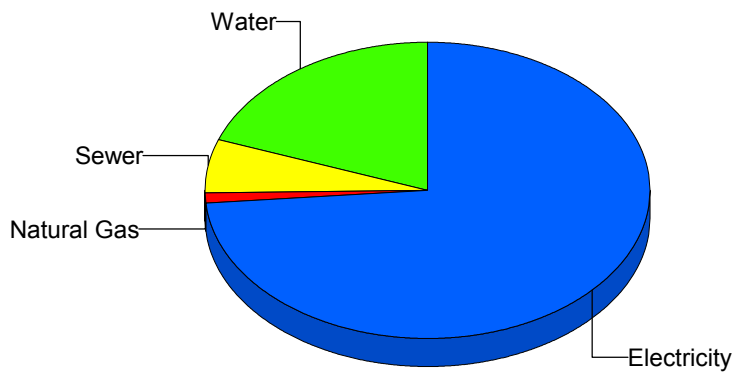
Cost Avoidance Program

## Cost Summary Graph

Grouped by Energy Type

Energy Type	Use	Units	Meter Cost	Special Charges	Total Cost	Avg Unit Cost	% of Total Cost
Site: BURGESS HIGH SCHOOL - BURGESS HIGH SCHOOL							
Electricity	125,588	KWH	\$14,180.64	\$0.00	\$14,180.64	0.1129	73.55%
Natural Gas	292	CCF	\$245.32	\$0.00	\$245.32	0.8401	1.27%
Water	1,718	CCF	\$3,739.66	\$0.00	\$3,739.66	2.1768	19.40%
Sewer	711	CCF	\$1,114.92	\$0.00	\$1,114.92	1.5681	5.78%
Total Cost:			\$19,280.54	\$0.00	\$19,280.54		

For BURGESS  
HIGH SCHOOL



Electricity	73.5%
Natural Gas	1.3%
Sewer	5.8%
Water	19.4%
Total:	100.0%

Filters: Cost Center Name Not One Of DoNotReport; Billing Period Equal To 201005



# elpaso

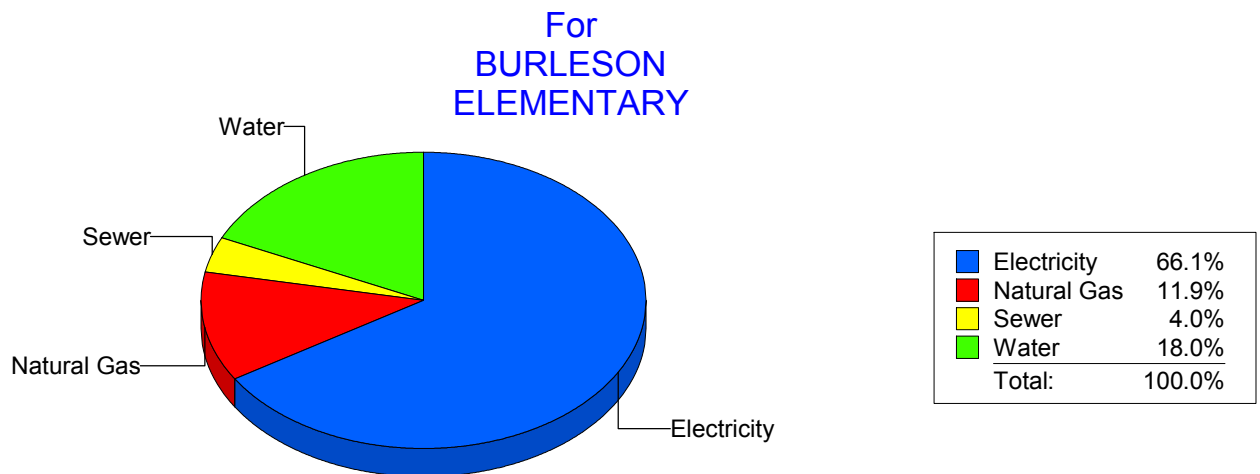
Energy CAP

Cost Avoidance Program

## Cost Summary Graph

Grouped by Energy Type

Energy Type	Use	Units	Meter Cost	Special Charges	Total Cost	Avg Unit Cost	% of Total Cost
Site: BURLESON ELEMENTARY - BURLESON ELEMENTARY							
Electricity	27,539	KWH	\$3,409.13	\$0.00	\$3,409.13	0.1238	66.14%
Natural Gas	778	CCF	\$613.29	\$0.00	\$613.29	0.7883	11.90%
Water	306	CCF	\$927.52	\$0.00	\$927.52	3.0311	17.99%
Sewer	63	CCF	\$204.49	\$0.00	\$204.49	3.2459	3.97%
Total Cost:			\$5,154.43	\$0.00	\$5,154.43		



Filters: Cost Center Name Not One Of DoNotReport; Billing Period Equal To 201005

# el Paso

Energy CAP

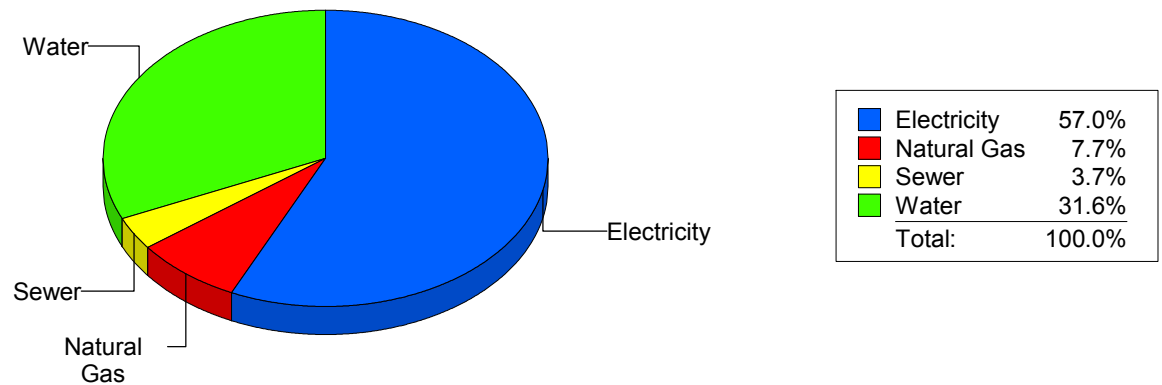
Cost Avoidance Program

## Cost Summary Graph

Grouped by Energy Type

Energy Type	Use	Units	Meter Cost	Special Charges	Total Cost	Avg Unit Cost	% of Total Cost
Site: BURNET ELEMENTARY - BURNET ELEMENTARY							
Electricity	21,768	KWH	\$3,033.31	\$0.00	\$3,033.31	0.1393	56.96%
Natural Gas	553	CCF	\$411.27	\$0.00	\$411.27	0.7444	7.72%
Water	492	CCF	\$1,684.76	\$0.00	\$1,684.76	3.4243	31.64%
Sewer	105	CCF	\$195.59	\$0.00	\$195.59	1.8628	3.67%
Total Cost:			\$5,324.93	\$0.00	\$5,324.93		

For BURNET  
ELEMENTARY



Filters: Cost Center Name Not One Of DoNotReport; Billing Period Equal To 201005

elpaso

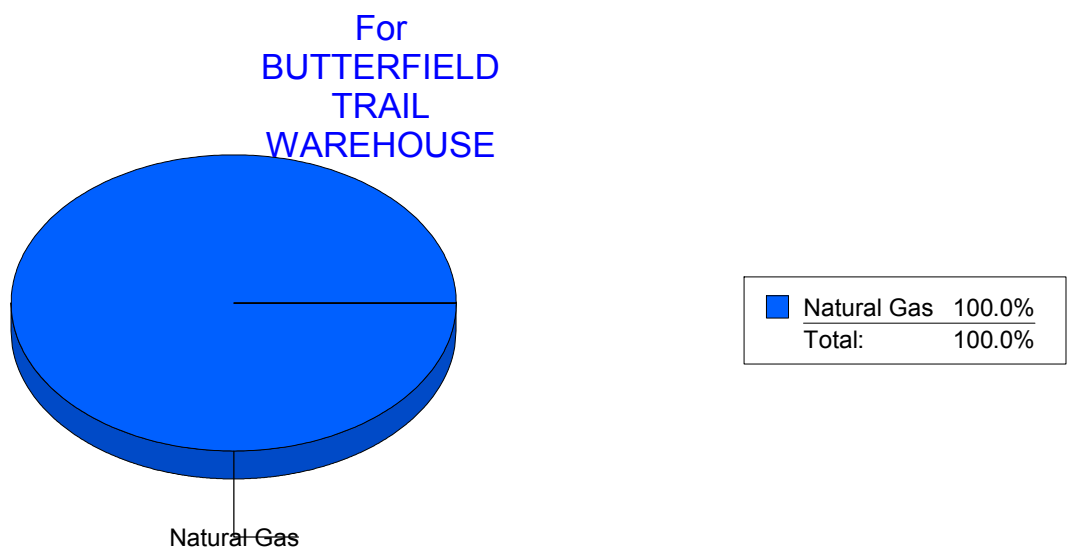
Energy CAP

Cost Avoidance Program

## Cost Summary Graph

Grouped by Energy Type

Energy Type	Use	Units	Meter Cost	Special Charges	Total Cost	Avg Unit Cost	% of Total Cost
Site: BUTTERFIELDTRAILWAREHOUSE - BUTTERFIELD TRAIL WAREHOUSE							
Natural Gas		43 CCF	\$56.45	\$0.00	\$56.45	1.3128	100.00%
Total Cost:			\$56.45	\$0.00	\$56.45		



Filters: Cost Center Name Not One Of DoNotReport; Billing Period Equal To 201005

# elpaso

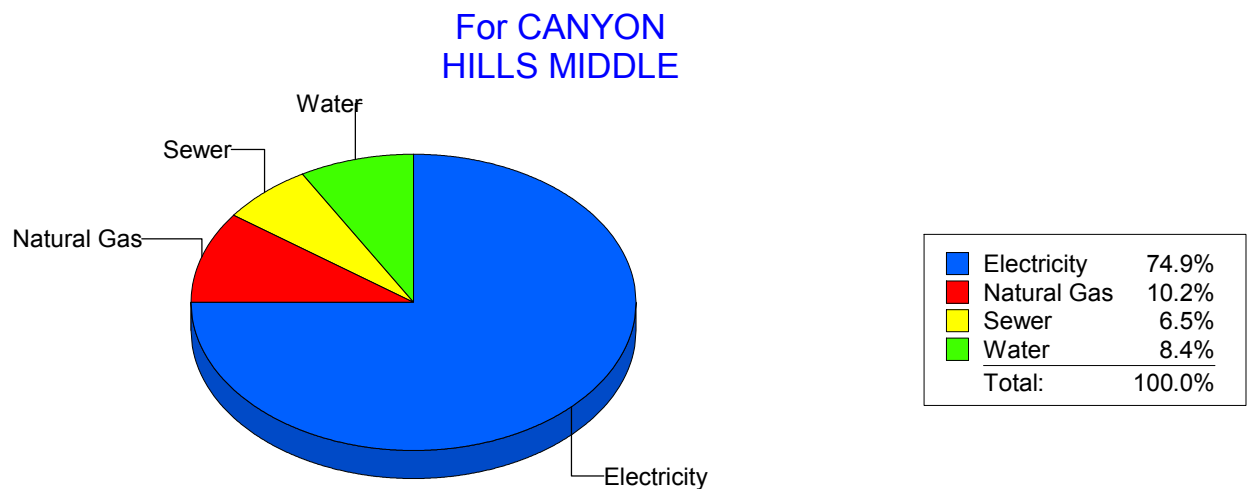
Energy CAP

Cost Avoidance Program

## Cost Summary Graph

Grouped by Energy Type

Energy Type	Use	Units	Meter Cost	Special Charges	Total Cost	Avg Unit Cost	% of Total Cost
Site: CANYON HILLS MIDDLE - CANYON HILLS MIDDLE							
Electricity	23,527	KWH	\$3,539.81	\$0.00	\$3,539.81	0.1505	74.92%
Natural Gas	658	CCF	\$480.19	\$0.00	\$480.19	0.7298	10.16%
Water	131	CCF	\$399.03	\$0.00	\$399.03	3.0460	8.45%
Sewer	74	CCF	\$305.93	\$0.00	\$305.93	4.1342	6.47%
Total Cost:			\$4,724.96	\$0.00	\$4,724.96		



Filters: Cost Center Name Not One Of DoNotReport; Billing Period Equal To 201005

# elpaso

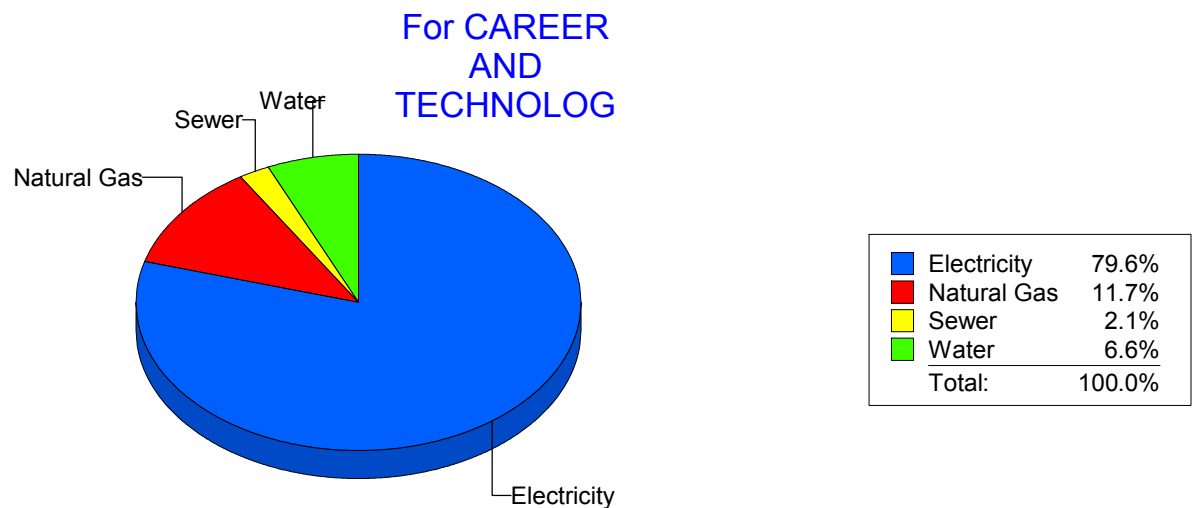
Energy CAP

Cost Avoidance Program

## Cost Summary Graph

Grouped by Energy Type

Energy Type	Use	Units	Meter Cost	Special Charges	Total Cost	Avg Unit Cost	% of Total Cost
Site: CAREER AND TECHNOLOG - CAREER AND TECHNOLOG							
Electricity	133,045	KWH	\$13,945.57	\$0.00	\$13,945.57	0.1048	79.57%
Natural Gas	3,197	CCF	\$2,044.79	\$0.00	\$2,044.79	0.6396	11.67%
Water	398	CCF	\$1,161.11	\$0.00	\$1,161.11	2.9174	6.62%
Sewer	148	CCF	\$375.05	\$0.00	\$375.05	2.5341	2.14%
Total Cost:			\$17,526.52	\$0.00	\$17,526.52		



Filters: Cost Center Name Not One Of DoNotReport; Billing Period Equal To 201005

# elpaso

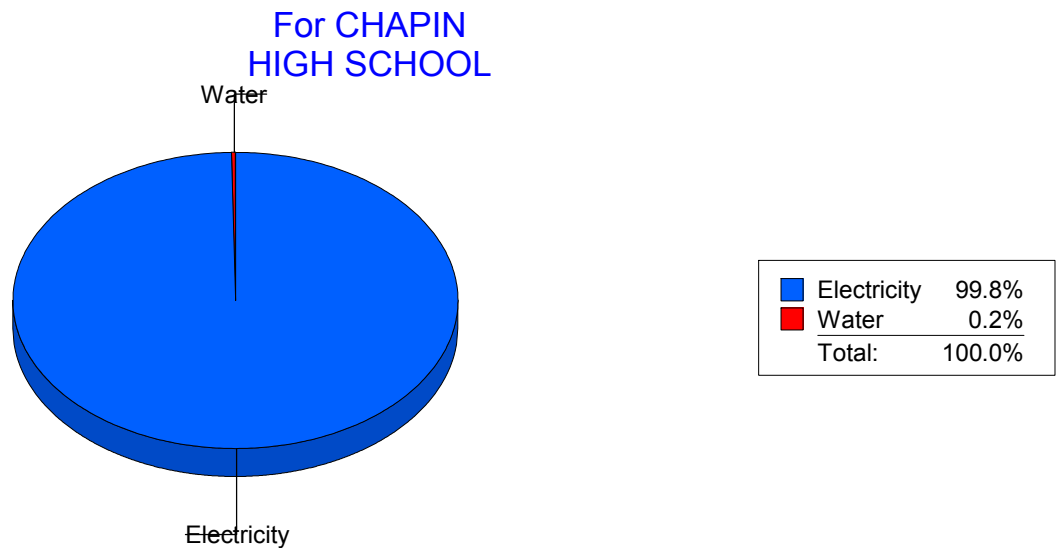
Energy CAP

Cost Avoidance Program

## Cost Summary Graph

Grouped by Energy Type

Energy Type	Use	Units	Meter Cost	Special Charges	Total Cost	Avg Unit Cost	% of Total Cost
Site: CHAPIN HIGH SCHOOL - CHAPIN HIGH SCHOOL							
Electricity	270,931	KWH	\$27,882.28	\$0.00	\$27,882.28	0.1029	99.84%
Water	0	CCF	\$43.66	\$0.00	\$43.66	0.0000	0.16%
Total Cost:			\$27,925.94	\$0.00	\$27,925.94		



Filters: Cost Center Name Not One Of DoNotReport; Billing Period Equal To 201005

# elpaso

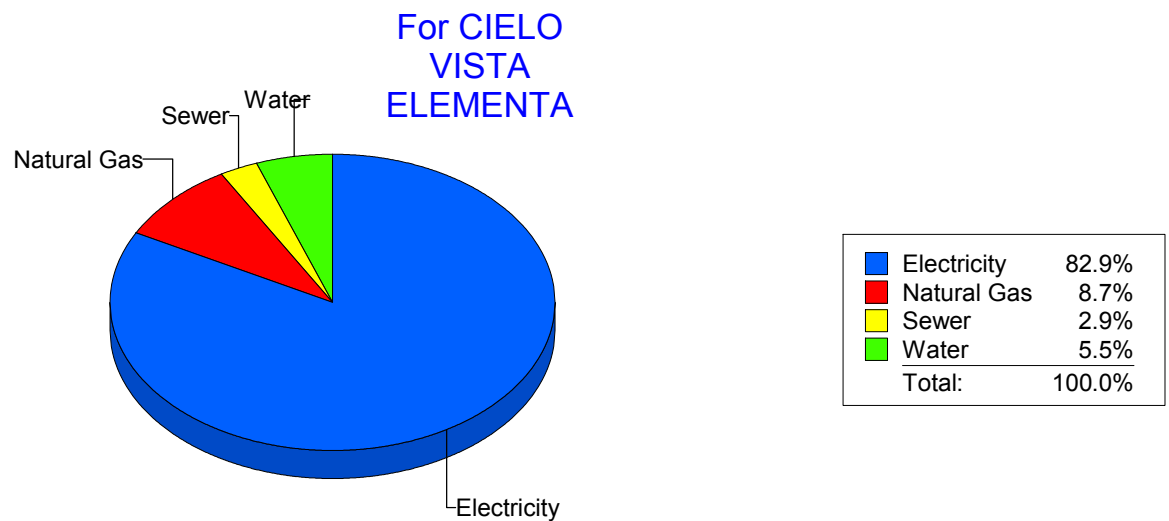
Energy CAP

Cost Avoidance Program

## Cost Summary Graph

Grouped by Energy Type

Energy Type	Use	Units	Meter Cost	Special Charges	Total Cost	Avg Unit Cost	% of Total Cost
Site: CIELO VISTA ELEMENTA - CIELO VISTA ELEMENTA							
Electricity	55,180	KWH	\$7,171.93	\$0.00	\$7,171.93	0.1300	82.88%
Natural Gas	1,096	CCF	\$754.99	\$0.00	\$754.99	0.6889	8.72%
Water	185	CCF	\$478.87	\$0.00	\$478.87	2.5885	5.53%
Sewer	87	CCF	\$248.10	\$0.00	\$248.10	2.8517	2.87%
Total Cost:			\$8,653.89	\$0.00	\$8,653.89		



Filters: Cost Center Name Not One Of DoNotReport; Billing Period Equal To 201005

# elpaso

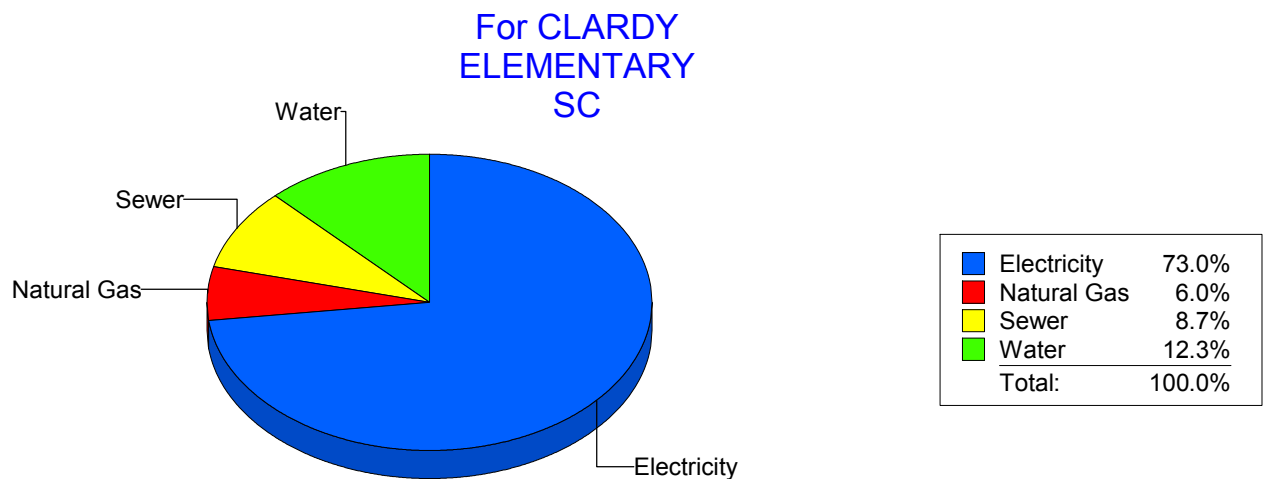
Energy CAP

Cost Avoidance Program

## Cost Summary Graph

Grouped by Energy Type

Energy Type	Use	Units	Meter Cost	Special Charges	Total Cost	Avg Unit Cost	% of Total Cost
Site: CLARDY ELEMENTARY SC - CLARDY ELEMENTARY SC							
Electricity	29,300	KWH	\$3,808.09	\$0.00	\$3,808.09	0.1300	73.02%
Natural Gas	395	CCF	\$312.32	\$0.00	\$312.32	0.7907	5.99%
Water	301	CCF	\$642.33	\$0.00	\$642.33	2.1340	12.32%
Sewer	199	CCF	\$452.58	\$0.00	\$452.58	2.2743	8.68%
Total Cost:			\$5,215.32	\$0.00	\$5,215.32		



Filters: Cost Center Name Not One Of DoNotReport; Billing Period Equal To 201005



# elpaso

Energy CAP

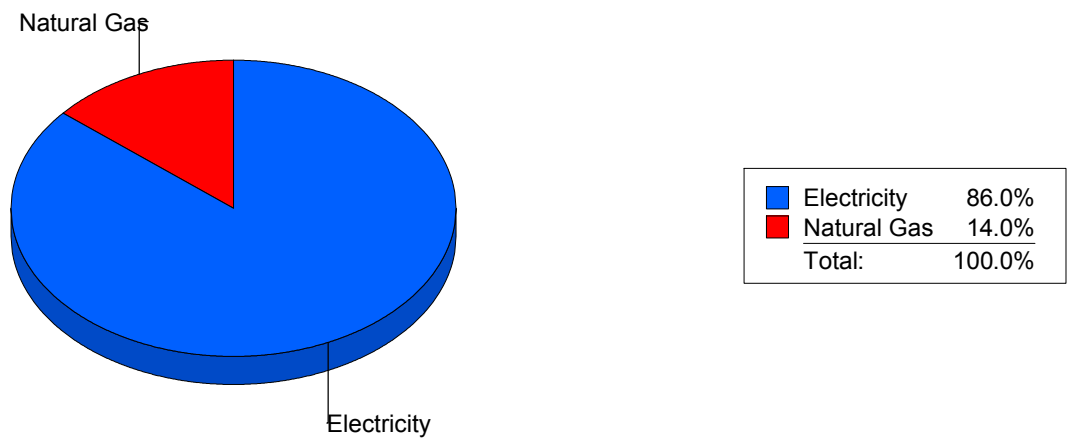
Cost Avoidance Program

## Cost Summary Graph

Grouped by Energy Type

Energy Type	Use	Units	Meter Cost	Special Charges	Total Cost	Avg Unit Cost	% of Total Cost
Site: CLENDININ - CLENDININ							
Electricity	68,250	KWH	\$8,171.69	\$0.00	\$8,171.69	0.1197	86.04%
Natural Gas	2,053	CCF	\$1,325.90	\$0.00	\$1,325.90	0.6458	13.96%
Total Cost:			\$9,497.59	\$0.00	\$9,497.59		

For CLENDININ



Filters: Cost Center Name Not One Of DoNotReport; Billing Period Equal To 201005

# elpaso

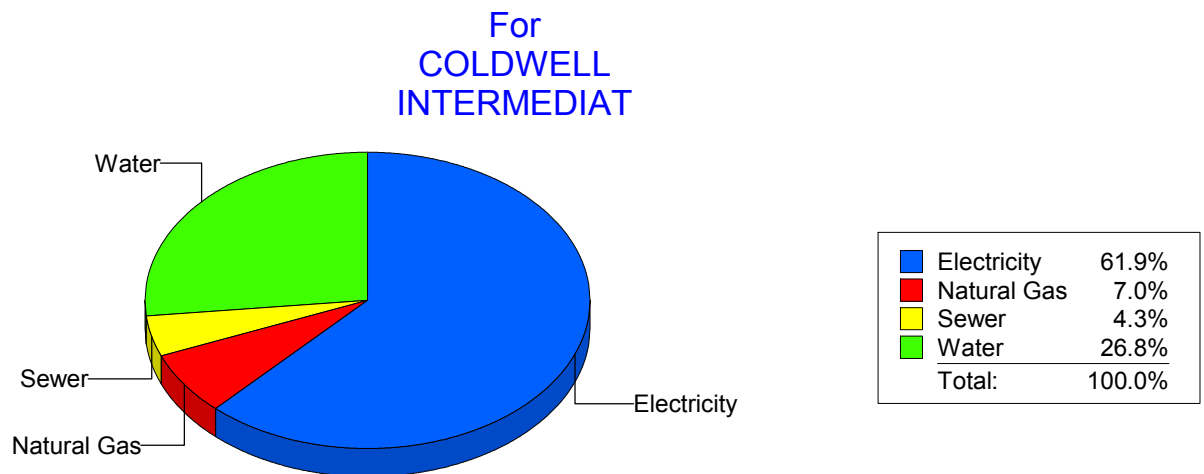
Energy CAP

Cost Avoidance Program

## Cost Summary Graph

Grouped by Energy Type

Energy Type	Use	Units	Meter Cost	Special Charges	Total Cost	Avg Unit Cost	% of Total Cost
Site: COLDWELL INTERMEDIAT - COLDWELL INTERMEDIAT							
Electricity	27,042	KWH	\$3,225.39	\$0.00	\$3,225.39	0.1193	61.89%
Natural Gas	478	CCF	\$366.31	\$0.00	\$366.31	0.7663	7.03%
Water	355	CCF	\$1,396.08	\$0.00	\$1,396.08	3.9326	26.79%
Sewer	88	CCF	\$223.48	\$0.00	\$223.48	2.5395	4.29%
Total Cost:			\$5,211.26	\$0.00	\$5,211.26		



Filters: Cost Center Name Not One Of DoNotReport; Billing Period Equal To 201005

# elpaso

Energy CAP

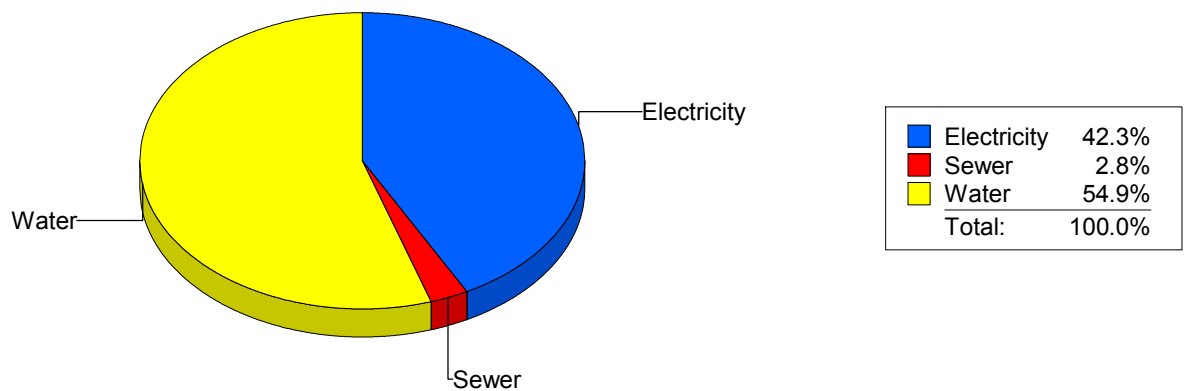
Cost Avoidance Program

## Cost Summary Graph

Grouped by Energy Type

Energy Type	Use	Units	Meter Cost	Special Charges	Total Cost	Avg Unit Cost	% of Total Cost
Site: COLLINS ELEMENTARY - COLLINS ELEMENTARY							
Electricity	46,730	KWH	\$5,712.07	\$0.00	\$5,712.07	0.1222	42.34%
Water	1,752	CCF	\$7,406.02	\$0.00	\$7,406.02	4.2272	54.90%
Sewer	184	CCF	\$371.29	\$0.00	\$371.29	2.0179	2.75%
Total Cost:			\$13,489.38	\$0.00	\$13,489.38		

For COLLINS  
ELEMENTARY



Filters: Cost Center Name Not One Of DoNotReport; Billing Period Equal To 201005

# elpaso

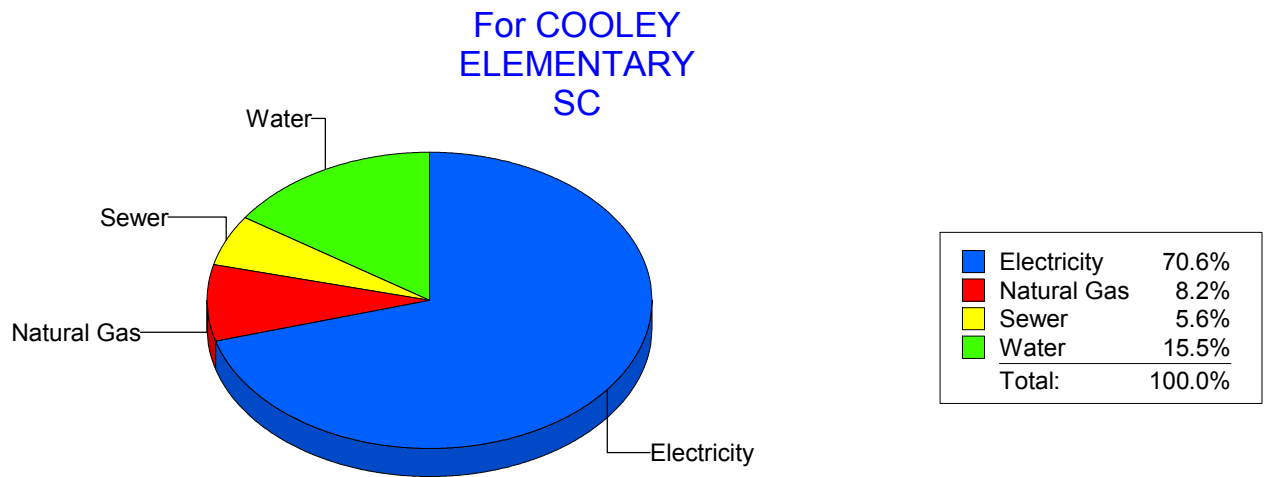
Energy CAP

Cost Avoidance Program

## Cost Summary Graph

Grouped by Energy Type

Energy Type	Use	Units	Meter Cost	Special Charges	Total Cost	Avg Unit Cost	% of Total Cost
Site: COOLEY ELEMENTARY SC - COOLEY ELEMENTARY SC							
Electricity	70,400	KWH	\$7,846.75	\$0.00	\$7,846.75	0.1115	70.59%
Natural Gas	1,400	CCF	\$914.40	\$0.00	\$914.40	0.6531	8.23%
Water	590	CCF	\$1,727.65	\$0.00	\$1,727.65	2.9282	15.54%
Sewer	249	CCF	\$627.80	\$0.00	\$627.80	2.5213	5.65%
Total Cost:			\$11,116.60	\$0.00	\$11,116.60		



Filters: Cost Center Name Not One Of DoNotReport; Billing Period Equal To 201005

# elpaso

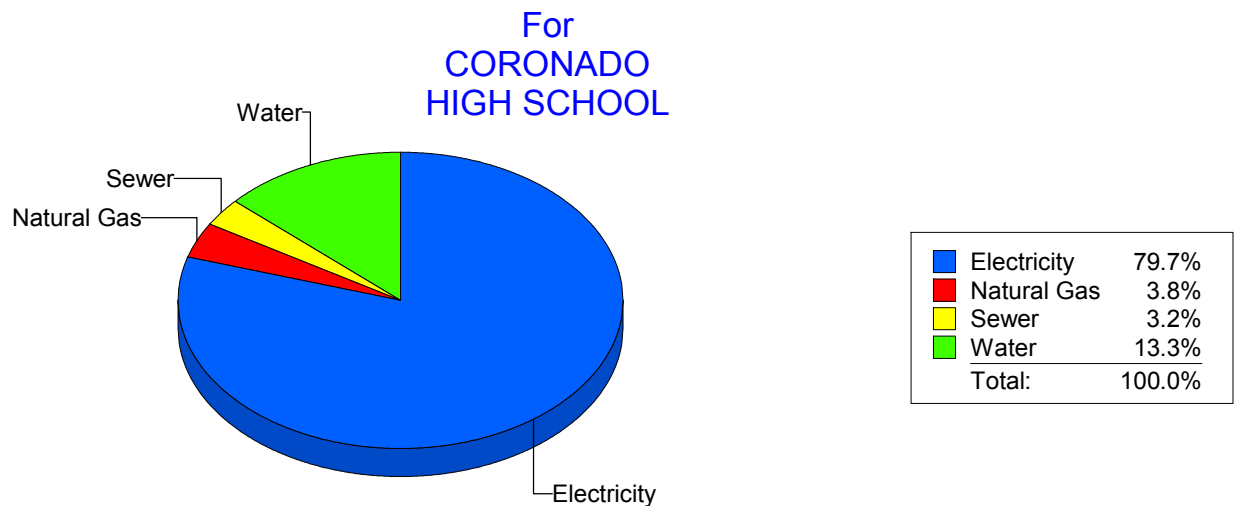
Energy CAP

Cost Avoidance Program

## Cost Summary Graph

Grouped by Energy Type

Energy Type	Use	Units	Meter Cost	Special Charges	Total Cost	Avg Unit Cost	% of Total Cost
Site: CORONADO HIGH SCHOOL - CORONADO HIGH SCHOOL							
Electricity	263,612	KWH	\$31,205.01	\$0.00	\$31,205.01	0.1184	79.66%
Natural Gas	2,229	CCF	\$1,498.68	\$0.00	\$1,498.68	0.6724	3.83%
Water	3,146	CCF	\$5,220.84	\$0.00	\$5,220.84	1.6595	13.33%
Sewer	752	CCF	\$1,249.45	\$0.00	\$1,249.45	1.6615	3.19%
Total Cost:			\$39,173.98	\$0.00	\$39,173.98		



Filters: Cost Center Name Not One Of DoNotReport; Billing Period Equal To 201005

# elpaso

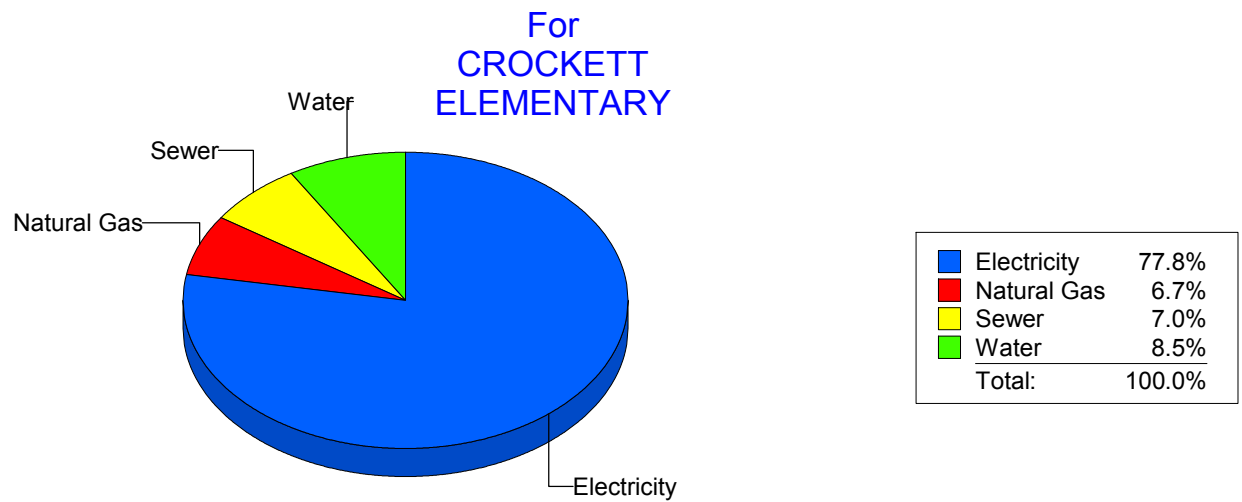
Energy CAP

Cost Avoidance Program

## Cost Summary Graph

Grouped by Energy Type

Energy Type	Use	Units	Meter Cost	Special Charges	Total Cost	Avg Unit Cost	% of Total Cost
Site: CROCKETT - CROCKETT ELEMENTARY							
Electricity	36,600	KWH	\$4,592.10	\$0.00	\$4,592.10	0.1255	77.80%
Natural Gas	576	CCF	\$395.13	\$0.00	\$395.13	0.6860	6.69%
Water	228	CCF	\$502.07	\$0.00	\$502.07	2.2021	8.51%
Sewer	227	CCF	\$412.77	\$0.00	\$412.77	1.8184	6.99%
Total Cost:			\$5,902.07	\$0.00	\$5,902.07		



Filters: Cost Center Name Not One Of DoNotReport; Billing Period Equal To 201005

# elpaso

Energy CAP

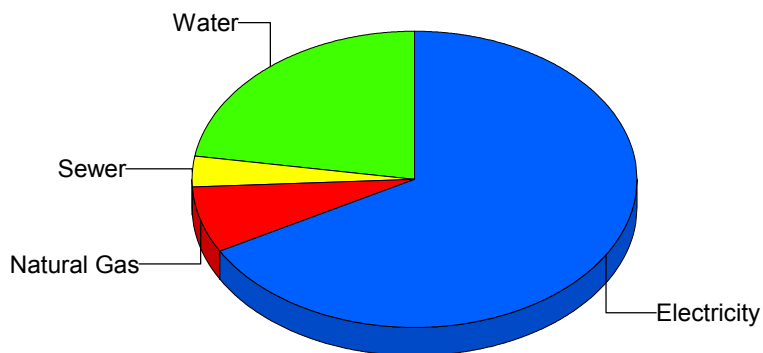
Cost Avoidance Program

## Cost Summary Graph

Grouped by Energy Type

Energy Type	Use	Units	Meter Cost	Special Charges	Total Cost	Avg Unit Cost	% of Total Cost
Site: CROSBY ELEMENTARY - CROSBY ELEMENTARY							
Electricity	34,415	KWH	\$4,444.69	\$0.00	\$4,444.69	0.1291	67.06%
Natural Gas	638	CCF	\$467.60	\$0.00	\$467.60	0.7329	7.06%
Water	404	CCF	\$1,490.43	\$0.00	\$1,490.43	3.6892	22.49%
Sewer	79	CCF	\$224.81	\$0.00	\$224.81	2.8457	3.39%
Total Cost:			\$6,627.53	\$0.00	\$6,627.53		

For CROSBY  
ELEMENTARY



Electricity	67.1%
Natural Gas	7.1%
Sewer	3.4%
Water	22.5%
Total:	100.0%

Filters: Cost Center Name Not One Of DoNotReport; Billing Period Equal To 201005

**elpaso**

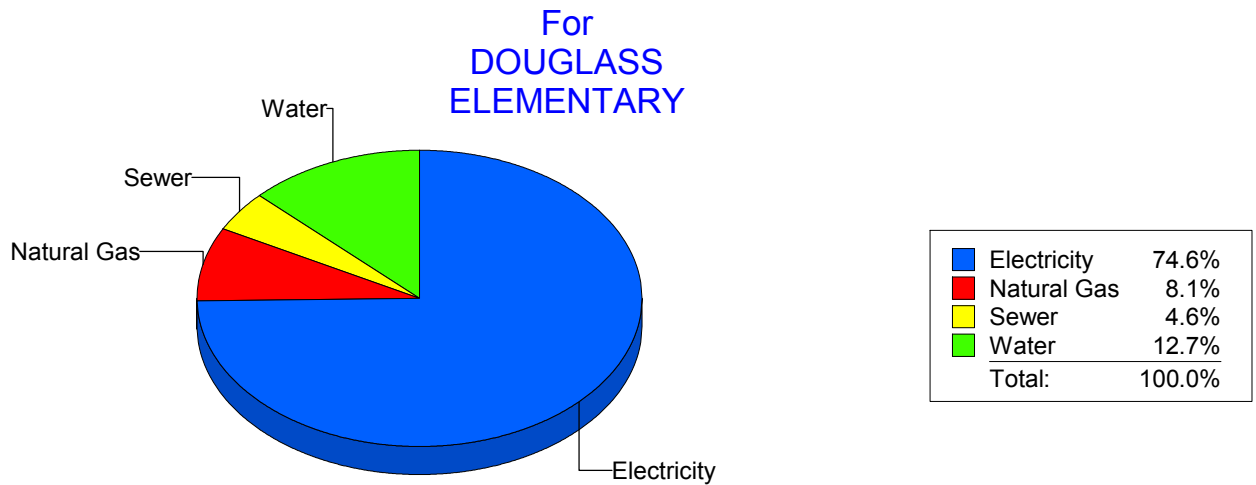
Energy CAP

Cost Avoidance Program

**Cost Summary Graph**

Grouped by Energy Type

Energy Type	Use	Units	Meter Cost	Special Charges	Total Cost	Avg Unit Cost	% of Total Cost
Site: DOUGLASS ELEMENTARY - DOUGLASS ELEMENTARY							
Electricity	42,990	KWH	\$5,051.07	\$0.00	\$5,051.07	0.1175	74.62%
Natural Gas	763	CCF	\$546.08	\$0.00	\$546.08	0.7157	8.07%
Water	305	CCF	\$862.64	\$0.00	\$862.64	2.8283	12.74%
Sewer	108	CCF	\$308.84	\$0.00	\$308.84	2.8596	4.56%
Total Cost:			\$6,768.63	\$0.00	\$6,768.63		



*Filters: Cost Center Name Not One Of DoNotReport; Billing Period Equal To 201005*



# elpaso

Energy CAP

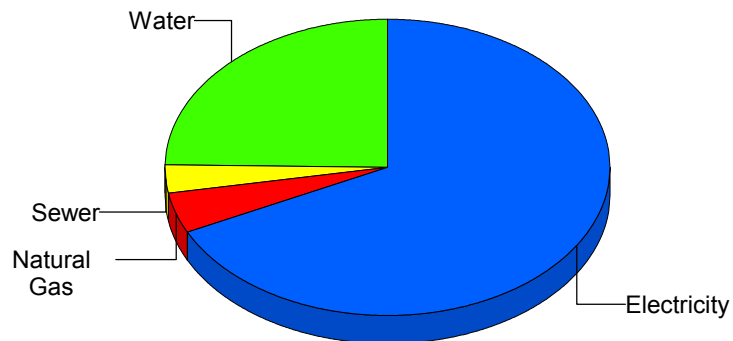
Cost Avoidance Program

## Cost Summary Graph

Grouped by Energy Type

Energy Type	Use	Units	Meter Cost	Special Charges	Total Cost	Avg Unit Cost	% of Total Cost
Site: DOWELL ELEMENTARY - DOWELL ELEMENTARY							
Electricity	26,799	KWH	\$3,566.84	\$0.00	\$3,566.84	0.1331	67.73%
Natural Gas	329	CCF	\$235.82	\$0.00	\$235.82	0.7174	4.48%
Water	533	CCF	\$1,304.86	\$0.00	\$1,304.86	2.4481	24.78%
Sewer	86	CCF	\$158.70	\$0.00	\$158.70	1.8453	3.01%
Total Cost:			\$5,266.22	\$0.00	\$5,266.22		

For DOWELL  
ELEMENTARY



Electricity	67.7%
Natural Gas	4.5%
Sewer	3.0%
Water	24.8%
Total:	100.0%

Filters: Cost Center Name Not One Of DoNotReport; Billing Period Equal To 201005

# elpaso

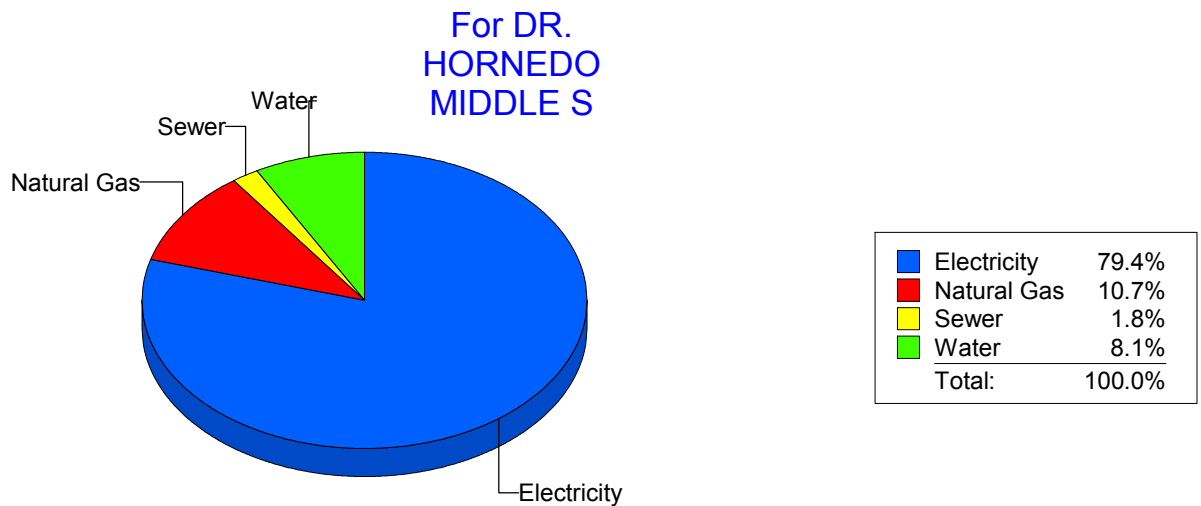
Energy CAP

Cost Avoidance Program

## Cost Summary Graph

Grouped by Energy Type

Energy Type	Use	Units	Meter Cost	Special Charges	Total Cost	Avg Unit Cost	% of Total Cost
Site: DR. HORNEDO MIDDLE S - DR. HORNEDO MIDDLE S							
Electricity	196,000	KWH	\$19,796.50	\$0.00	\$19,796.50	0.1010	79.41%
Natural Gas	4,197	CCF	\$2,664.75	\$0.00	\$2,664.75	0.6349	10.69%
Water	1,540	CCF	\$2,017.98	\$0.00	\$2,017.98	1.3104	8.09%
Sewer	188	CCF	\$450.71	\$0.00	\$450.71	2.3974	1.81%
Total Cost:			\$24,929.94	\$0.00	\$24,929.94		



Filters: Cost Center Name Not One Of DoNotReport; Billing Period Equal To 201005

# el Paso

Energy CAP

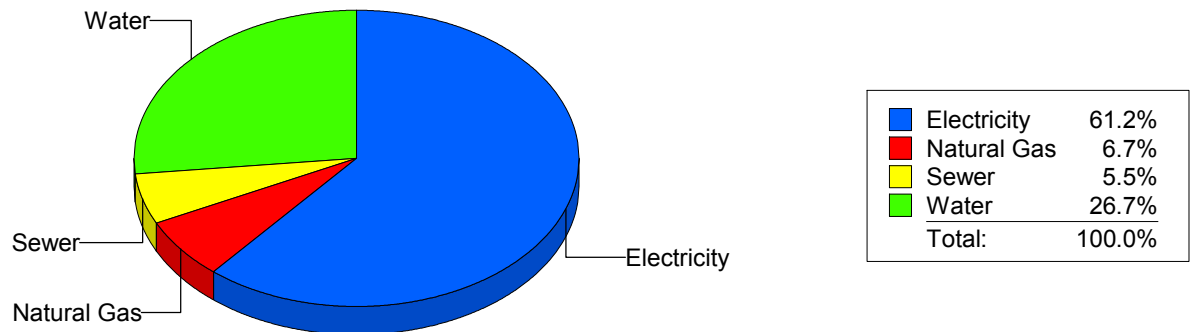
Cost Avoidance Program

## Cost Summary Graph

Grouped by Energy Type

Energy Type	Use	Units	Meter Cost	Special Charges	Total Cost	Avg Unit Cost	% of Total Cost
Site: DR. L.A. NIXON ELEME - DR. L.A. NIXON ELEME							
Electricity	45,260	KWH	\$5,530.94	\$0.00	\$5,530.94	0.1222	61.17%
Natural Gas	857	CCF	\$605.59	\$0.00	\$605.59	0.7066	6.70%
Water	738	CCF	\$2,410.83	\$0.00	\$2,410.83	3.2667	26.66%
Sewer	193	CCF	\$494.44	\$0.00	\$494.44	2.5619	5.47%
Total Cost:			\$9,041.80	\$0.00	\$9,041.80		

For DR. L.A.  
NIXON ELEME



Filters: Cost Center Name Not One Of DoNotReport; Billing Period Equal To 201005

# elpaso

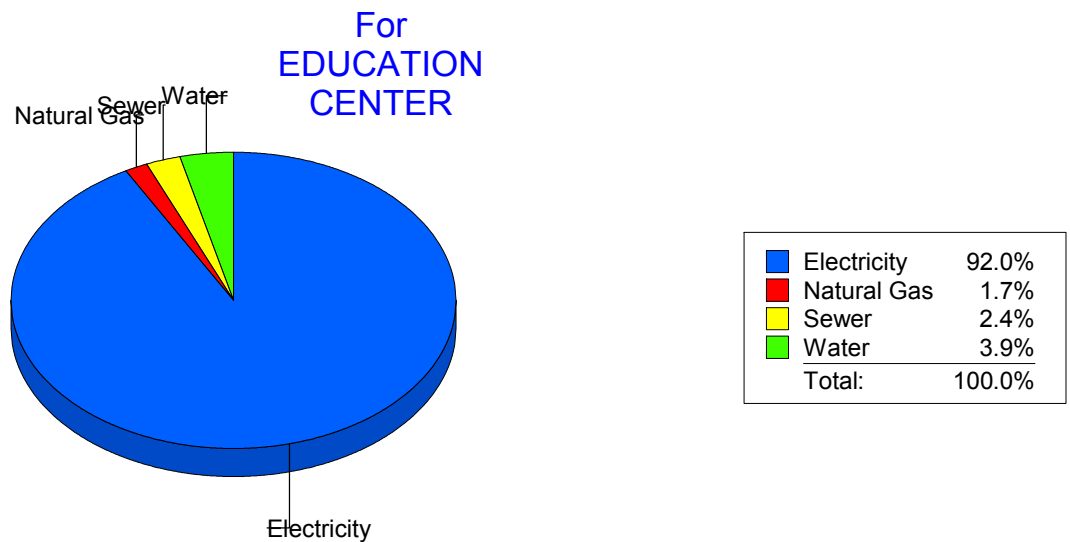
Energy CAP

Cost Avoidance Program

## Cost Summary Graph

Grouped by Energy Type

Energy Type	Use	Units	Meter Cost	Special Charges	Total Cost	Avg Unit Cost	% of Total Cost
Site: EDUCATION CENTER - EDUCATION CENTER							
Electricity	333,500	KWH	\$31,903.91	\$0.00	\$31,903.91	0.0957	91.96%
Natural Gas	875	CCF	\$583.57	\$0.00	\$583.57	0.6669	1.68%
Water	613	CCF	\$1,359.11	\$0.00	\$1,359.11	2.2171	3.92%
Sewer	373	CCF	\$847.52	\$0.00	\$847.52	2.2722	2.44%
Total Cost:			\$34,694.11	\$0.00	\$34,694.11		



Filters: Cost Center Name Not One Of DoNotReport; Billing Period Equal To 201005

# elpaso

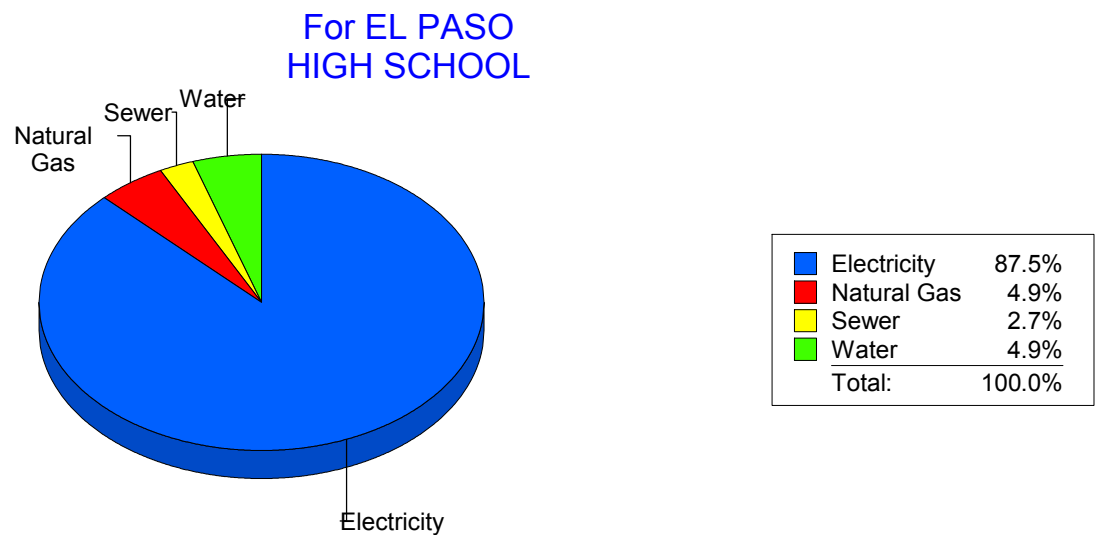
Energy CAP

Cost Avoidance Program

## Cost Summary Graph

Grouped by Energy Type

Energy Type	Use	Units	Meter Cost	Special Charges	Total Cost	Avg Unit Cost	% of Total Cost
Site: EL PASO HIGH SCHOOL - EL PASO HIGH SCHOOL							
Electricity	196,152	KWH	\$22,233.18	\$0.00	\$22,233.18	0.1133	87.53%
Natural Gas	1,718	CCF	\$1,239.80	\$0.00	\$1,239.80	0.7217	4.88%
Water	539	CCF	\$1,249.98	\$0.00	\$1,249.98	2.3191	4.92%
Sewer	258	CCF	\$677.22	\$0.00	\$677.22	2.6249	2.67%
Total Cost:			\$25,400.18	\$0.00	\$25,400.18		



Filters: Cost Center Name Not One Of DoNotReport; Billing Period Equal To 201005

# elpaso

Energy CAP

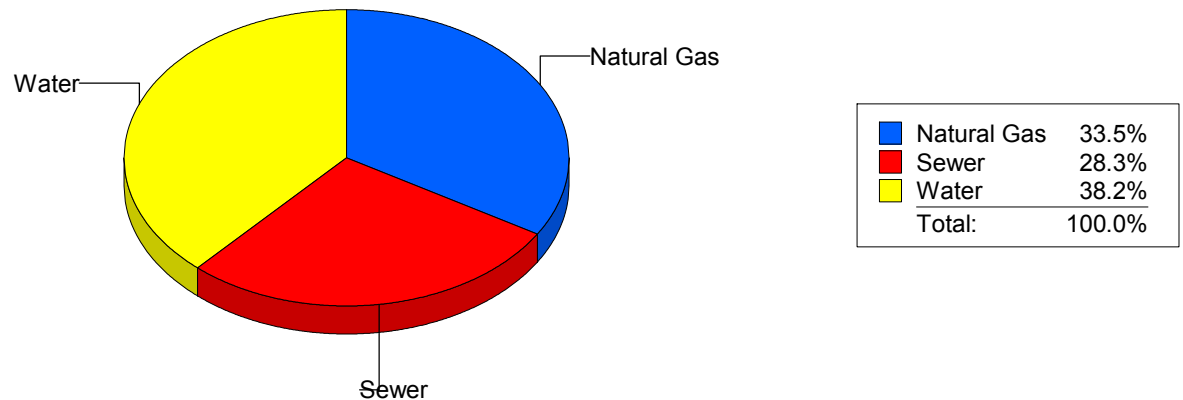
Cost Avoidance Program

## Cost Summary Graph

Grouped by Energy Type

Energy Type	Use	Units	Meter Cost	Special Charges	Total Cost	Avg Unit Cost	% of Total Cost
Site: EPISD STAFF DEVELOPM - EPISD STAFF DEVELOPM							
Natural Gas		95 CCF	\$84.34	\$0.00	\$84.34	0.8878	33.54%
Water		22 CCF	\$96.04	\$0.00	\$96.04	4.3655	38.19%
Sewer		17 CCF	\$71.07	\$0.00	\$71.07	4.1806	28.26%
Total Cost:			\$251.45	\$0.00	\$251.45		

For EPISD  
STAFF  
DEVELOPM



Filters: Cost Center Name Not One Of DoNotReport; Billing Period Equal To 201005

# elpaso

Energy CAP

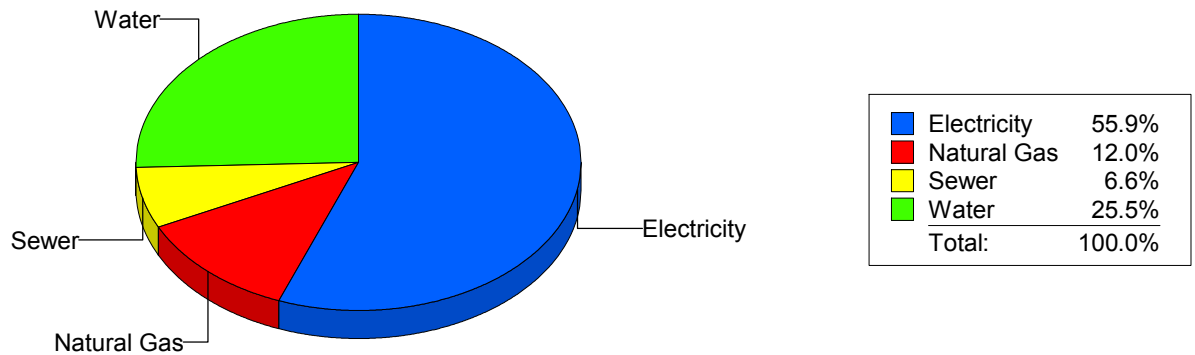
Cost Avoidance Program

## Cost Summary Graph

Grouped by Energy Type

Energy Type	Use	Units	Meter Cost	Special Charges	Total Cost	Avg Unit Cost	% of Total Cost
Site: FANNIN ELEMENTARY - FANNIN ELEMENTARY							
Electricity	25,197	KWH	\$3,503.20	\$0.00	\$3,503.20	0.1390	55.88%
Natural Gas	1,040	CCF	\$749.23	\$0.00	\$749.23	0.7204	11.95%
Water	693	CCF	\$1,601.21	\$0.00	\$1,601.21	2.3105	25.54%
Sewer	170	CCF	\$415.75	\$0.00	\$415.75	2.4456	6.63%
Total Cost:			\$6,269.39	\$0.00	\$6,269.39		

For FANNIN  
ELEMENTARY



Filters: Cost Center Name Not One Of DoNotReport; Billing Period Equal To 201005

# elpaso

Energy CAP

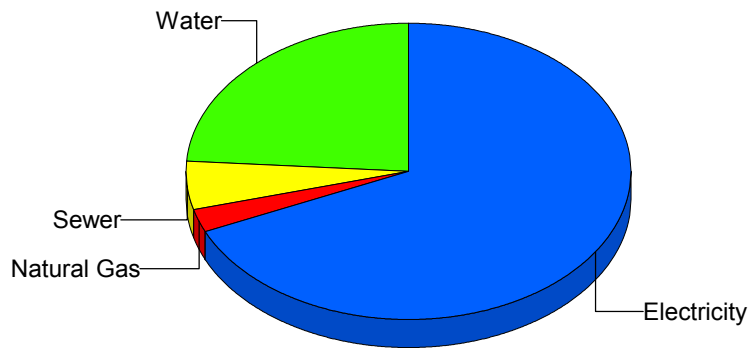
Cost Avoidance Program

## Cost Summary Graph

Grouped by Energy Type

Energy Type	Use	Units	Meter Cost	Special Charges	Total Cost	Avg Unit Cost	% of Total Cost
Site: FINE ARTS/MULTIMEDIA - FINE ARTS/MULTIMEDIA							
Electricity	9,711	KWH	\$1,468.20	\$0.00	\$1,468.20	0.1512	68.32%
Natural Gas	36	CCF	\$52.70	\$0.00	\$52.70	1.4639	2.45%
Water	154	CCF	\$513.90	\$0.00	\$513.90	3.3370	23.91%
Sewer	41	CCF	\$114.31	\$0.00	\$114.31	2.7880	5.32%
Total Cost:			\$2,149.11	\$0.00	\$2,149.11		

For FINE  
ARTS/MULTIMEDIA



Electricity	68.3%
Natural Gas	2.5%
Sewer	5.3%
Water	23.9%
Total:	100.0%

Filters: Cost Center Name Not One Of DoNotReport; Billing Period Equal To 201005



# elpaso

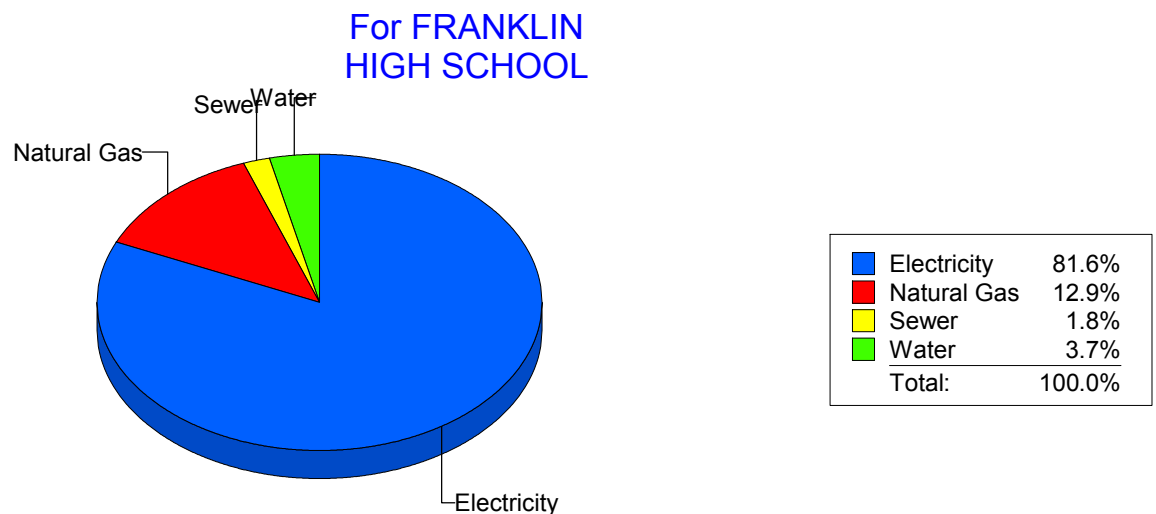
Energy CAP

Cost Avoidance Program

## Cost Summary Graph

Grouped by Energy Type

Energy Type	Use	Units	Meter Cost	Special Charges	Total Cost	Avg Unit Cost	% of Total Cost
Site: FRANKLIN HIGH SCHOOL - FRANKLIN HIGH SCHOOL							
Electricity	297,528	KWH	\$31,936.24	\$0.00	\$31,936.24	0.1073	81.55%
Natural Gas	8,017	CCF	\$5,065.45	\$0.00	\$5,065.45	0.6318	12.94%
Water	738	CCF	\$1,436.44	\$0.00	\$1,436.44	1.9464	3.67%
Sewer	401	CCF	\$721.22	\$0.00	\$721.22	1.7986	1.84%
Total Cost:			\$39,159.35	\$0.00	\$39,159.35		



Filters: Cost Center Name Not One Of DoNotReport; Billing Period Equal To 201005

# elpaso

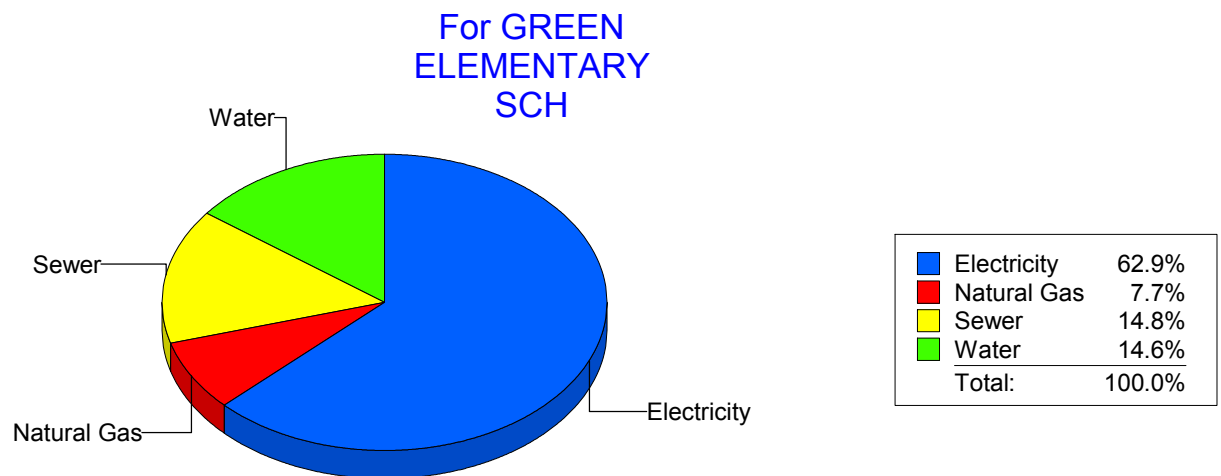
Energy CAP

Cost Avoidance Program

## Cost Summary Graph

Grouped by Energy Type

Energy Type	Use	Units	Meter Cost	Special Charges	Total Cost	Avg Unit Cost	% of Total Cost
Site: GREEN ELEMENTARY SCH - GREEN ELEMENTARY SCH							
Electricity	30,600	KWH	\$3,780.81	\$0.00	\$3,780.81	0.1236	62.89%
Natural Gas	632	CCF	\$463.82	\$0.00	\$463.82	0.7339	7.71%
Water	405	CCF	\$879.72	\$0.00	\$879.72	2.1721	14.63%
Sewer	483	CCF	\$887.60	\$0.00	\$887.60	1.8377	14.76%
Total Cost:			\$6,011.95	\$0.00	\$6,011.95		



Filters: Cost Center Name Not One Of DoNotReport; Billing Period Equal To 201005

# elpaso

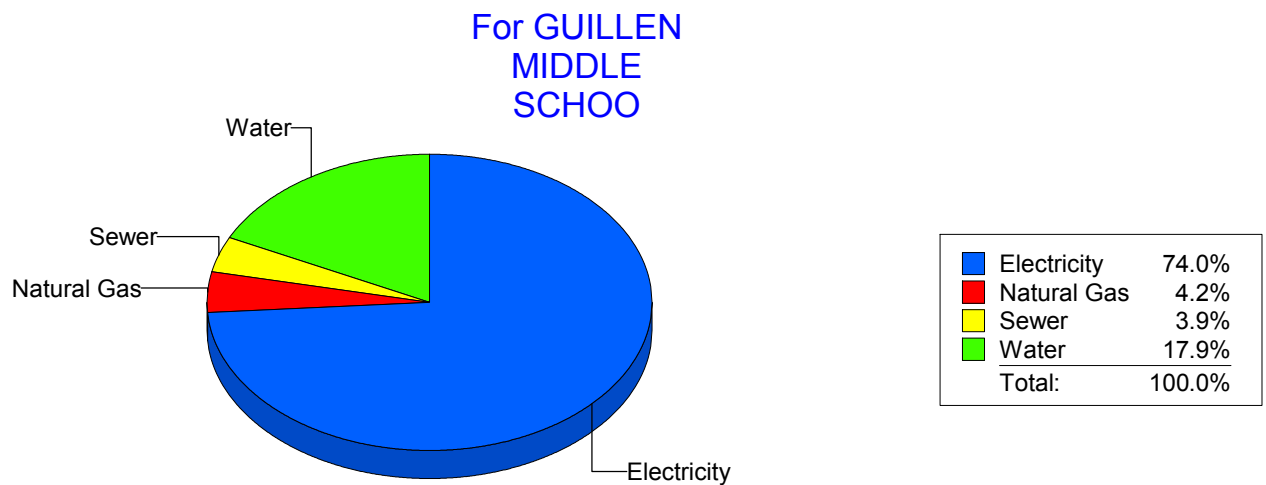
Energy CAP

Cost Avoidance Program

## Cost Summary Graph

Grouped by Energy Type

Energy Type	Use	Units	Meter Cost	Special Charges	Total Cost	Avg Unit Cost	% of Total Cost
Site: GUILLEN MIDDLE SCHOO - GUILLEN MIDDLE SCHOO							
Electricity	84,543	KWH	\$9,305.02	\$0.00	\$9,305.02	0.1101	74.00%
Natural Gas	738	CCF	\$530.61	\$0.00	\$530.61	0.7190	4.22%
Water	971	CCF	\$2,247.27	\$0.00	\$2,247.27	2.3144	17.87%
Sewer	230	CCF	\$491.95	\$0.00	\$491.95	2.1389	3.91%
Total Cost:			\$12,574.85	\$0.00	\$12,574.85		



Filters: Cost Center Name Not One Of DoNotReport; Billing Period Equal To 201005

# elpaso

Energy CAP

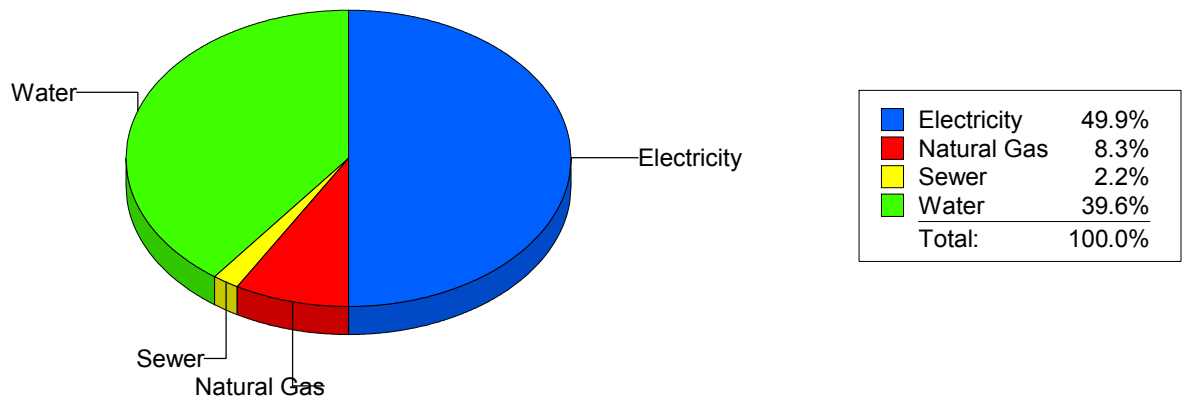
Cost Avoidance Program

## Cost Summary Graph

Grouped by Energy Type

Energy Type	Use	Units	Meter Cost	Special Charges	Total Cost	Avg Unit Cost	% of Total Cost
Site: H.E. CHARLES MIDDLE - H.E. CHARLES MIDDLE							
Electricity	83,550	KWH	\$9,756.20	\$0.00	\$9,756.20	0.1168	49.89%
Natural Gas	2,532	CCF	\$1,627.75	\$0.00	\$1,627.75	0.6429	8.32%
Water	1,802	CCF	\$7,746.51	\$0.00	\$7,746.51	4.2988	39.61%
Sewer	167	CCF	\$424.04	\$0.00	\$424.04	2.5392	2.17%
Total Cost:			\$19,554.50	\$0.00	\$19,554.50		

For H.E.  
CHARLES  
MIDDLE



Filters: Cost Center Name Not One Of DoNotReport; Billing Period Equal To 201005

# elpaso

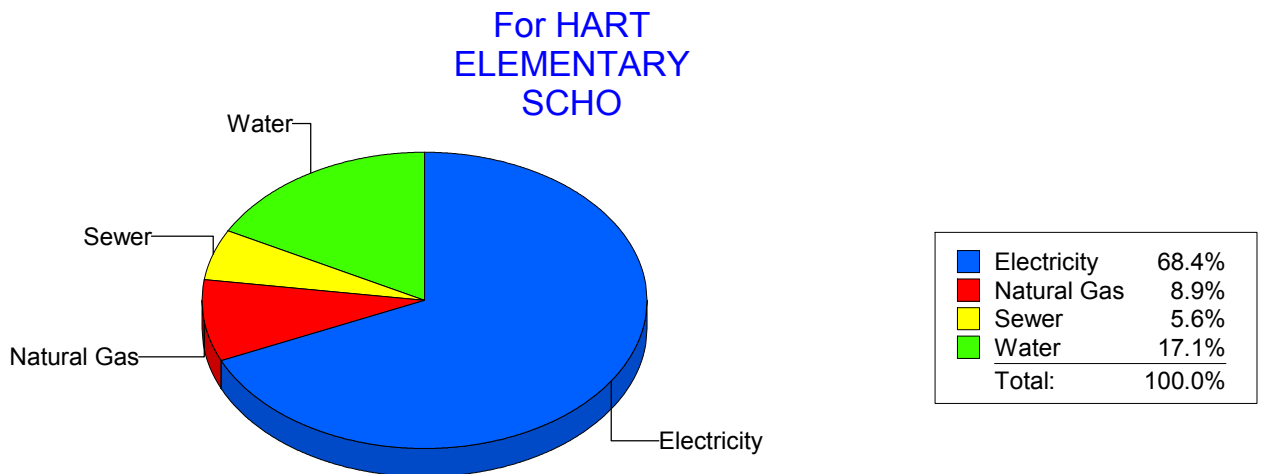
Energy CAP

Cost Avoidance Program

## Cost Summary Graph

Grouped by Energy Type

Energy Type	Use	Units	Meter Cost	Special Charges	Total Cost	Avg Unit Cost	% of Total Cost
Site: HART ELEMENTARY SCHO - HART ELEMENTARY SCHO							
Electricity	27,308	KWH	\$3,600.97	\$0.00	\$3,600.97	0.1319	68.36%
Natural Gas	690	CCF	\$466.98	\$0.00	\$466.98	0.6768	8.87%
Water	323	CCF	\$901.78	\$0.00	\$901.78	2.7919	17.12%
Sewer	118	CCF	\$297.58	\$0.00	\$297.58	2.5219	5.65%
Total Cost:			\$5,267.31	\$0.00	\$5,267.31		



Filters: Cost Center Name Not One Of DoNotReport; Billing Period Equal To 201005

# elpaso

Energy CAP

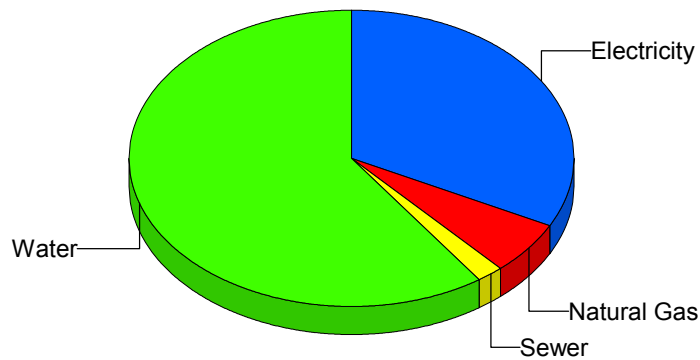
Cost Avoidance Program

## Cost Summary Graph

Grouped by Energy Type

Energy Type	Use	Units	Meter Cost	Special Charges	Total Cost	Avg Unit Cost	% of Total Cost
Site: HAWKINS ELEMENTARY S - HAWKINS ELEMENTARY S							
Electricity	25,721	KWH	\$2,902.85	\$0.00	\$2,902.85	0.1129	32.49%
Natural Gas	763	CCF	\$512.97	\$0.00	\$512.97	0.6723	5.74%
Water	1,242	CCF	\$5,338.74	\$0.00	\$5,338.74	4.2985	59.75%
Sewer	44	CCF	\$180.36	\$0.00	\$180.36	4.0991	2.02%
Total Cost:			\$8,934.92	\$0.00	\$8,934.92		

For HAWKINS  
ELEMENTARY  
S



Electricity	32.5%
Natural Gas	5.7%
Sewer	2.0%
Water	59.8%
Total:	100.0%

Filters: Cost Center Name Not One Of DoNotReport; Billing Period Equal To 201005

# elpaso

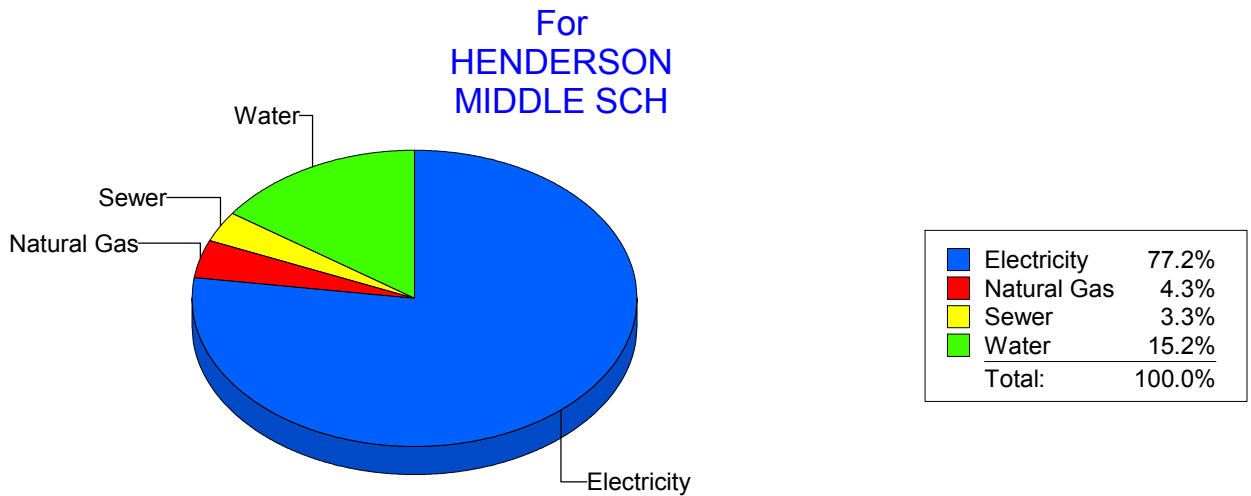
Energy CAP

Cost Avoidance Program

## Cost Summary Graph

Grouped by Energy Type

Energy Type	Use	Units	Meter Cost	Special Charges	Total Cost	Avg Unit Cost	% of Total Cost
Site: HENDERSON MIDDLE SCH - HENDERSON MIDDLE SCH							
Electricity	59,410	KWH	\$7,129.42	\$0.00	\$7,129.42	0.1200	77.19%
Natural Gas	574	CCF	\$393.88	\$0.00	\$393.88	0.6862	4.26%
Water	631	CCF	\$1,403.82	\$0.00	\$1,403.82	2.2248	15.20%
Sewer	194	CCF	\$308.62	\$0.00	\$308.62	1.5908	3.34%
Total Cost:			\$9,235.74	\$0.00	\$9,235.74		



Filters: Cost Center Name Not One Of DoNotReport; Billing Period Equal To 201005

# elpaso

Energy CAP

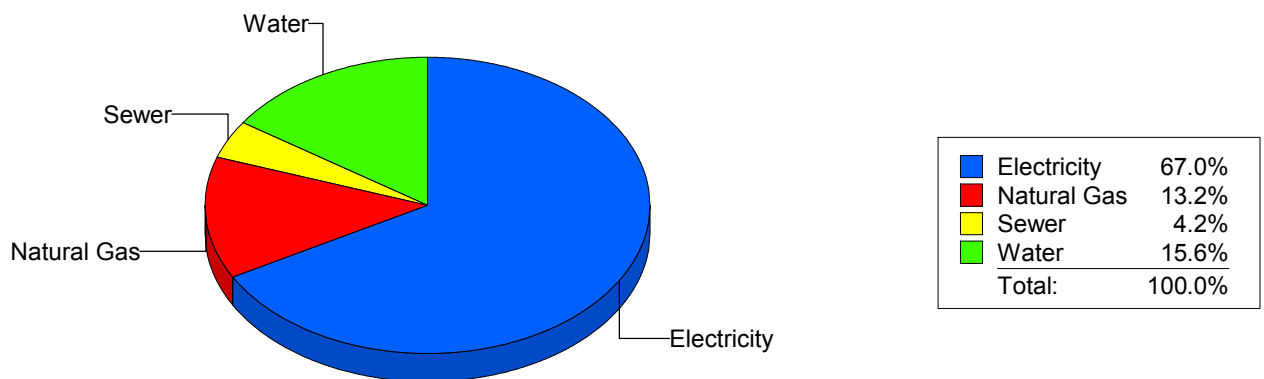
Cost Avoidance Program

## Cost Summary Graph

Grouped by Energy Type

Energy Type	Use	Units	Meter Cost	Special Charges	Total Cost	Avg Unit Cost	% of Total Cost
Site: HERCULES COTTAGES - HERCULES COTTAGES							
Electricity	5,158 KWH		\$856.76	\$0.00	\$856.76	0.1661	67.00%
Natural Gas	4 CCF		\$169.04	\$0.00	\$169.04	42.2600	13.22%
Water	57 CCF		\$199.71	\$0.00	\$199.71	3.5037	15.62%
Sewer	18 CCF		\$53.19	\$0.00	\$53.19	2.9550	4.16%
Total Cost:			\$1,278.70	\$0.00	\$1,278.70		

### For HERCULES COTTAGES



Filters: Cost Center Name Not One Of DoNotReport; Billing Period Equal To 201005



# elpaso

Energy CAP

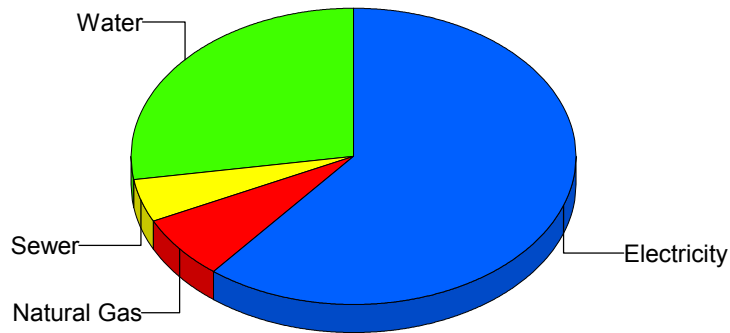
Cost Avoidance Program

## Cost Summary Graph

Grouped by Energy Type

Energy Type	Use	Units	Meter Cost	Special Charges	Total Cost	Avg Unit Cost	% of Total Cost
Site: HERRERA - HERRERA ELEMENTARY							
Electricity	53,600	KWH	\$6,996.38	\$0.00	\$6,996.38	0.1305	60.78%
Natural Gas	1,234	CCF	\$809.80	\$0.00	\$809.80	0.6562	7.03%
Water	906	CCF	\$3,150.57	\$0.00	\$3,150.57	3.4775	27.37%
Sewer	270	CCF	\$554.85	\$0.00	\$554.85	2.0550	4.82%
Total Cost:			\$11,511.60	\$0.00	\$11,511.60		

For HERRERA  
ELEMENTARY



Electricity	60.8%
Natural Gas	7.0%
Sewer	4.8%
Water	27.4%
Total:	100.0%

Filters: Cost Center Name Not One Of DoNotReport; Billing Period Equal To 201005

# elpaso

Energy CAP

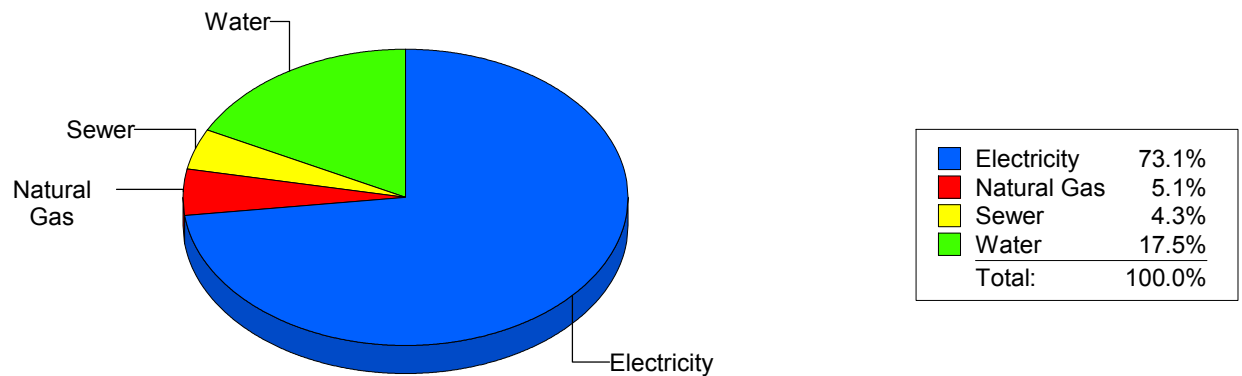
Cost Avoidance Program

## Cost Summary Graph

Grouped by Energy Type

Energy Type	Use	Units	Meter Cost	Special Charges	Total Cost	Avg Unit Cost	% of Total Cost
Site: HILLSIDE ELEMENTARY - HILLSIDE ELEMENTARY							
Electricity	36,062	KWH	\$5,258.74	\$0.00	\$5,258.74	0.1458	73.07%
Natural Gas	396	CCF	\$366.68	\$0.00	\$366.68	0.9267	5.10%
Water	353	CCF	\$1,258.18	\$0.00	\$1,258.18	3.5642	17.48%
Sewer	89	CCF	\$312.88	\$0.00	\$312.88	3.5155	4.35%
Total Cost:			\$7,196.48	\$0.00	\$7,196.48		

For HILLSIDE  
ELEMENTARY



Filters: Cost Center Name Not One Of DoNotReport; Billing Period Equal To 201005

elpaso

Energy CAP

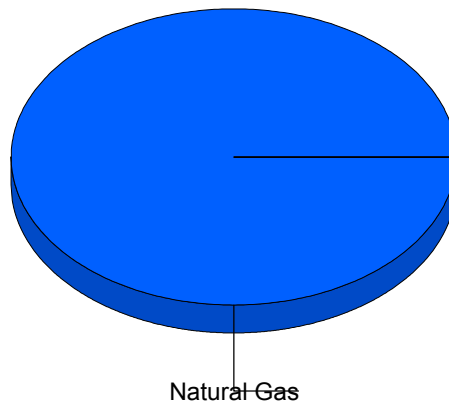
Cost Avoidance Program

## Cost Summary Graph

Grouped by Energy Type

Energy Type	Use	Units	Meter Cost	Special Charges	Total Cost	Avg Unit Cost	% of Total Cost
Site: 882 - HONDO PASS COTTAGES							
Natural Gas		27 CCF	\$47.86	\$0.00	\$47.86	1.7726	100.00%
Total Cost:			\$47.86	\$0.00	\$47.86		

For HONDO  
PASS  
COTTAGES



■	Natural Gas	100.0%
	Total:	100.0%

Filters: Cost Center Name Not One Of DoNotReport; Billing Period Equal To 201005

# elpaso

Energy CAP

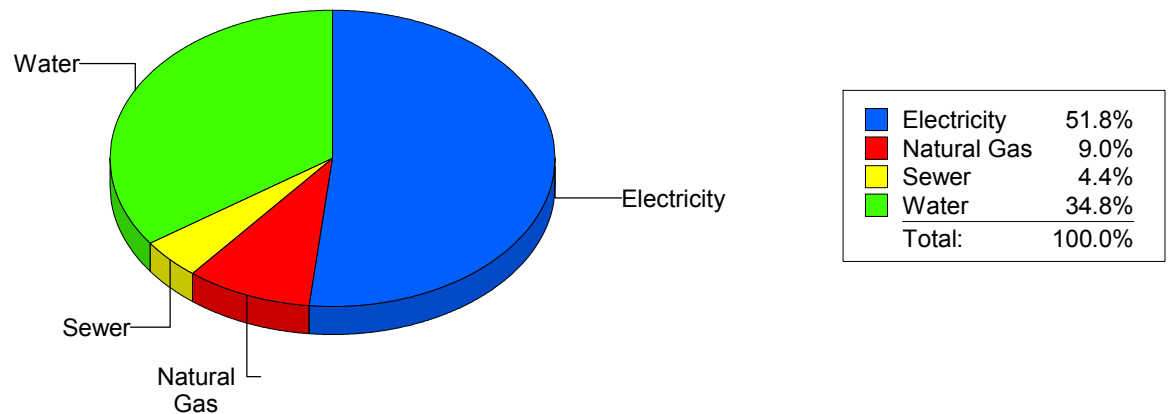
Cost Avoidance Program

## Cost Summary Graph

Grouped by Energy Type

Energy Type	Use	Units	Meter Cost	Special Charges	Total Cost	Avg Unit Cost	% of Total Cost
Site: HOUSTON INTERMEDIATE - HOUSTON INTERMEDIATE							
Electricity	25,091	KWH	\$3,268.77	\$0.00	\$3,268.77	0.1303	51.80%
Natural Gas	760	CCF	\$568.76	\$0.00	\$568.76	0.7484	9.01%
Water	491	CCF	\$2,193.21	\$0.00	\$2,193.21	4.4668	34.75%
Sewer	55	CCF	\$279.81	\$0.00	\$279.81	5.0875	4.43%
Total Cost:			\$6,310.55	\$0.00	\$6,310.55		

For HOUSTON  
INTERMEDIATE



Filters: Cost Center Name Not One Of DoNotReport; Billing Period Equal To 201005

# elpaso

Energy CAP

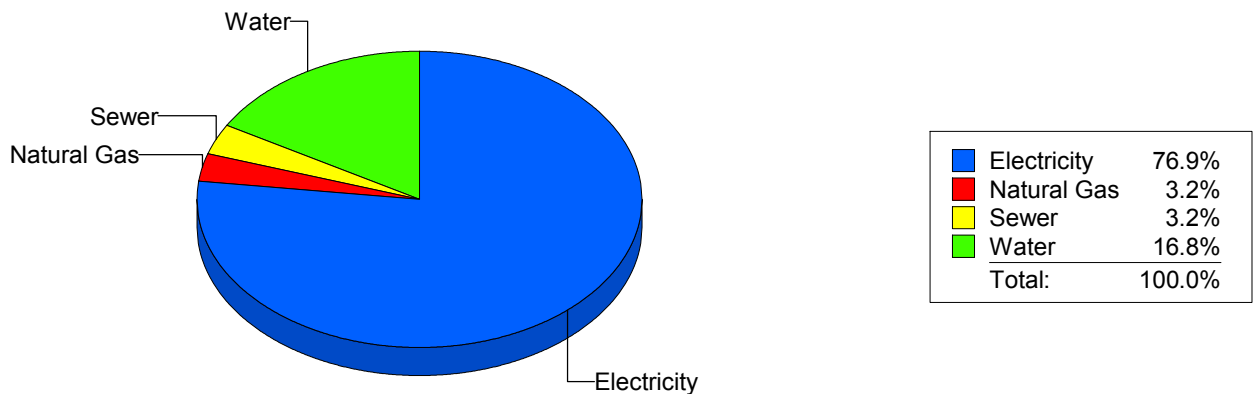
Cost Avoidance Program

## Cost Summary Graph

Grouped by Energy Type

Energy Type	Use	Units	Meter Cost	Special Charges	Total Cost	Avg Unit Cost	% of Total Cost
Site: MOYE - HR MOYE							
Electricity	63,000	KWH	\$7,849.78	\$0.00	\$7,849.78	0.1246	76.88%
Natural Gas	465	CCF	\$324.48	\$0.00	\$324.48	0.6978	3.18%
Water	406	CCF	\$1,713.21	\$0.00	\$1,713.21	4.2197	16.78%
Sewer	87	CCF	\$322.44	\$0.00	\$322.44	3.7062	3.16%
Total Cost:			\$10,209.91	\$0.00	\$10,209.91		

For HR MOYE



Filters: Cost Center Name Not One Of DoNotReport; Billing Period Equal To 201005

# elpaso

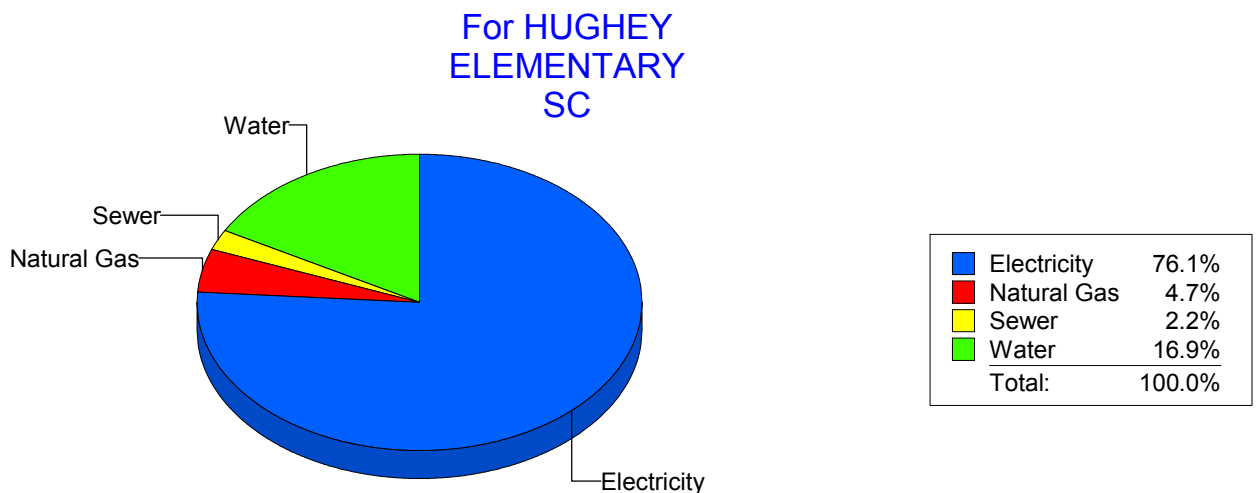
Energy CAP

Cost Avoidance Program

## Cost Summary Graph

Grouped by Energy Type

Energy Type	Use	Units	Meter Cost	Special Charges	Total Cost	Avg Unit Cost	% of Total Cost
Site: HUGHEY ELEMENTARY SC - HUGHEY ELEMENTARY SC							
Electricity	33,880	KWH	\$4,668.02	\$0.00	\$4,668.02	0.1378	76.09%
Natural Gas	412	CCF	\$290.00	\$0.00	\$290.00	0.7039	4.73%
Water	289	CCF	\$1,039.35	\$0.00	\$1,039.35	3.5964	16.94%
Sewer	58	CCF	\$137.17	\$0.00	\$137.17	2.3650	2.24%
Total Cost:			\$6,134.54	\$0.00	\$6,134.54		



Filters: Cost Center Name Not One Of DoNotReport; Billing Period Equal To 201005

# elpaso

Energy CAP

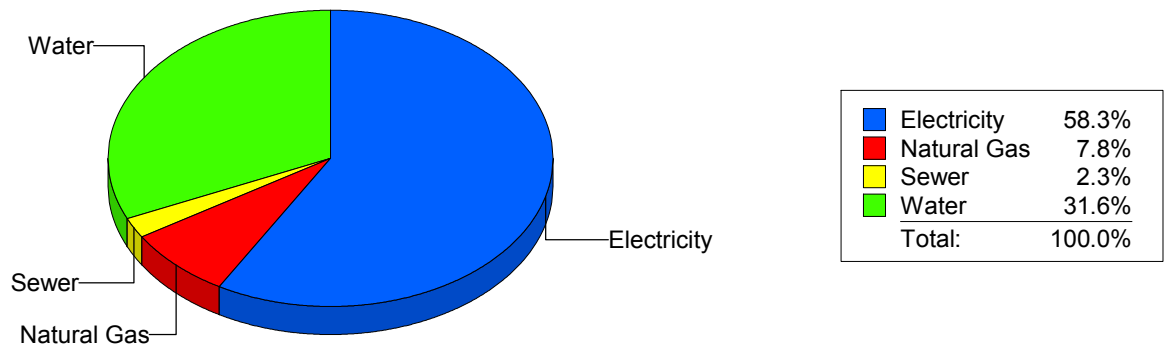
Cost Avoidance Program

## Cost Summary Graph

Grouped by Energy Type

Energy Type	Use	Units	Meter Cost	Special Charges	Total Cost	Avg Unit Cost	% of Total Cost
Site: IRVIN HIGH SCHOOL - IRVIN HIGH SCHOOL							
Electricity	131,353	KWH	\$14,698.95	\$0.00	\$14,698.95	0.1119	58.34%
Natural Gas	3,009	CCF	\$1,961.29	\$0.00	\$1,961.29	0.6518	7.78%
Water	2,126	CCF	\$7,962.50	\$0.00	\$7,962.50	3.7453	31.60%
Sewer	343	CCF	\$573.22	\$0.00	\$573.22	1.6712	2.28%
Total Cost:			\$25,195.96	\$0.00	\$25,195.96		

For IRVIN HIGH SCHOOL



Filters: Cost Center Name Not One Of DoNotReport; Billing Period Equal To 201005

## elpaso

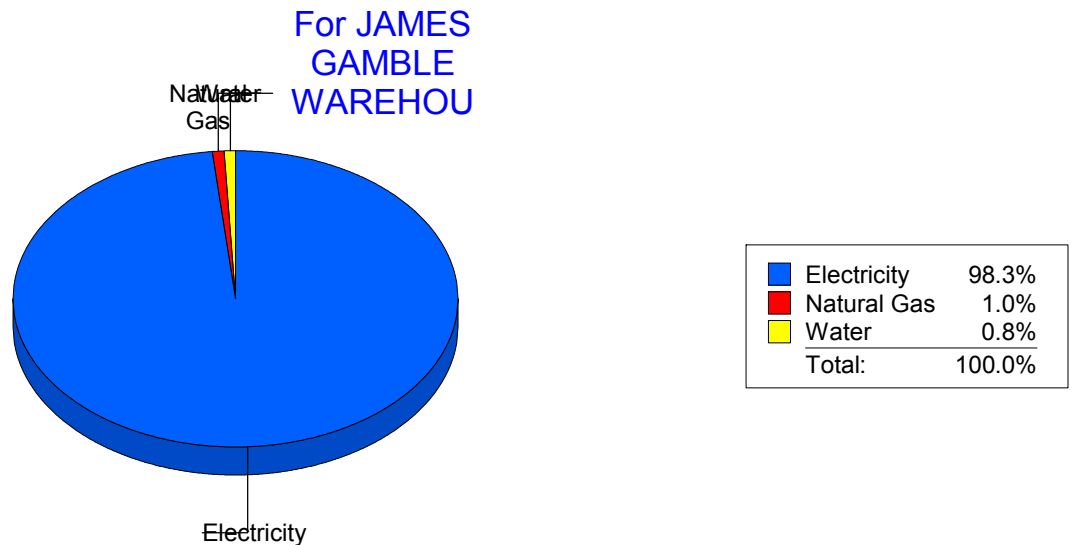
Energy CAP

Cost Avoidance Program

### Cost Summary Graph

Grouped by Energy Type

Energy Type	Use	Units	Meter Cost	Special Charges	Total Cost	Avg Unit Cost	% of Total Cost
Site: JAMES GAMBLE WAREHOU - JAMES GAMBLE WAREHOU							
Electricity	38,300	KWH	\$4,717.10	\$0.00	\$4,717.10	0.1232	98.27%
Natural Gas	25	CCF	\$46.55	\$0.00	\$46.55	1.9000	0.97%
Water	0	CCF	\$36.36	\$0.00	\$36.36	0.0000	0.76%
Total Cost:			\$4,800.01	\$0.00	\$4,800.01		



Filters: Cost Center Name Not One Of DoNotReport; Billing Period Equal To 201005



# elpaso

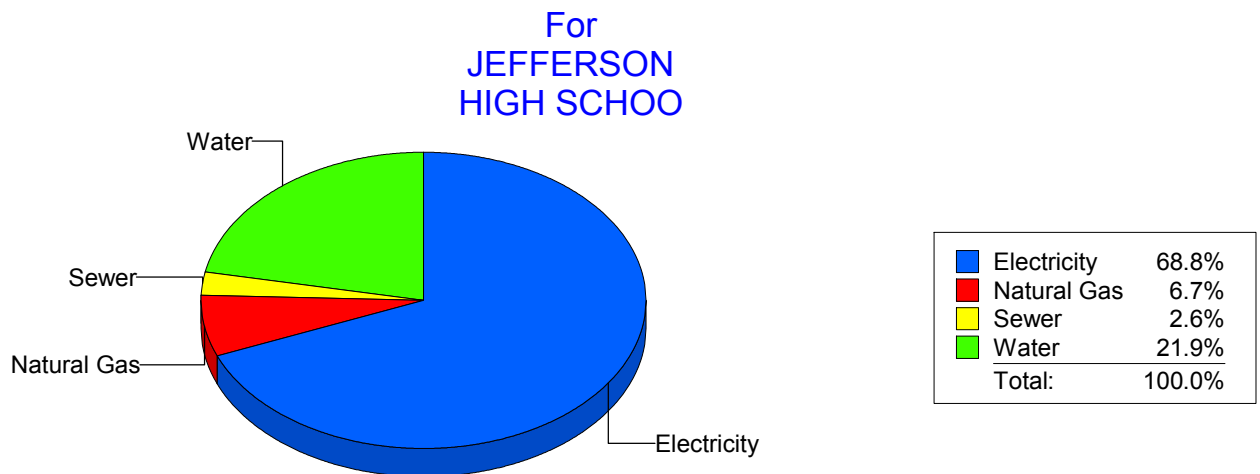
Energy CAP

Cost Avoidance Program

## Cost Summary Graph

Grouped by Energy Type

Energy Type	Use	Units	Meter Cost	Special Charges	Total Cost	Avg Unit Cost	% of Total Cost
Site: JEFFERSON HIGH SCHOO - JEFFERSON HIGH SCHOO							
Electricity	104,488	KWH	\$15,507.69	\$0.00	\$15,507.69	0.1484	68.84%
Natural Gas	2,034	CCF	\$1,506.35	\$0.00	\$1,506.35	0.7406	6.69%
Water	1,602	CCF	\$4,930.19	\$0.00	\$4,930.19	3.0775	21.89%
Sewer	188	CCF	\$583.31	\$0.00	\$583.31	3.1027	2.59%
Total Cost:			\$22,527.54	\$0.00	\$22,527.54		



Filters: Cost Center Name Not One Of DoNotReport; Billing Period Equal To 201005

# elpaso

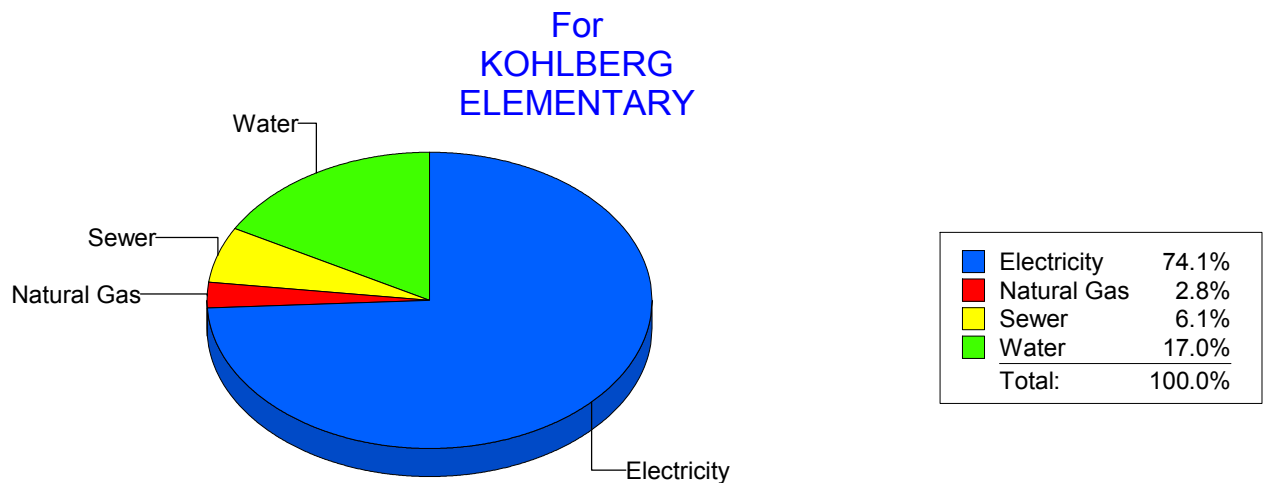
Energy CAP

Cost Avoidance Program

## Cost Summary Graph

Grouped by Energy Type

Energy Type	Use	Units	Meter Cost	Special Charges	Total Cost	Avg Unit Cost	% of Total Cost
Site: KOHLBERG ELEMENTARY - KOHLBERG ELEMENTARY							
Electricity	48,340	KWH	\$6,094.63	\$0.00	\$6,094.63	0.1261	74.11%
Natural Gas	318	CCF	\$228.85	\$0.00	\$228.85	0.7197	2.78%
Water	592	CCF	\$1,400.68	\$0.00	\$1,400.68	2.3660	17.03%
Sewer	246	CCF	\$499.51	\$0.00	\$499.51	2.0305	6.07%
Total Cost:			\$8,223.67	\$0.00	\$8,223.67		



Filters: Cost Center Name Not One Of DoNotReport; Billing Period Equal To 201005

# elpaso

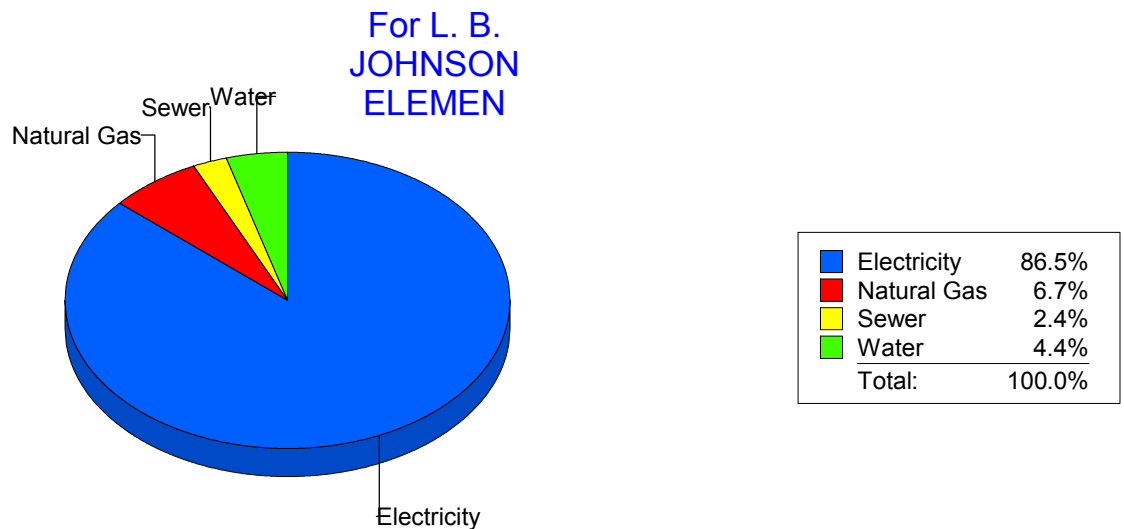
Energy CAP

Cost Avoidance Program

## Cost Summary Graph

Grouped by Energy Type

Energy Type	Use	Units	Meter Cost	Special Charges	Total Cost	Avg Unit Cost	% of Total Cost
Site: L. B. JOHNSON ELEMEN - L. B. JOHNSON ELEMEN							
Electricity	102,100	KWH	\$11,078.58	\$0.00	\$11,078.58	0.1085	86.49%
Natural Gas	1,253	CCF	\$854.30	\$0.00	\$854.30	0.6818	6.67%
Water	258	CCF	\$569.49	\$0.00	\$569.49	2.2073	4.45%
Sewer	117	CCF	\$306.52	\$0.00	\$306.52	2.6198	2.39%
Total Cost:			\$12,808.89	\$0.00	\$12,808.89		



Filters: Cost Center Name Not One Of DoNotReport; Billing Period Equal To 201005

# elpaso

Energy CAP

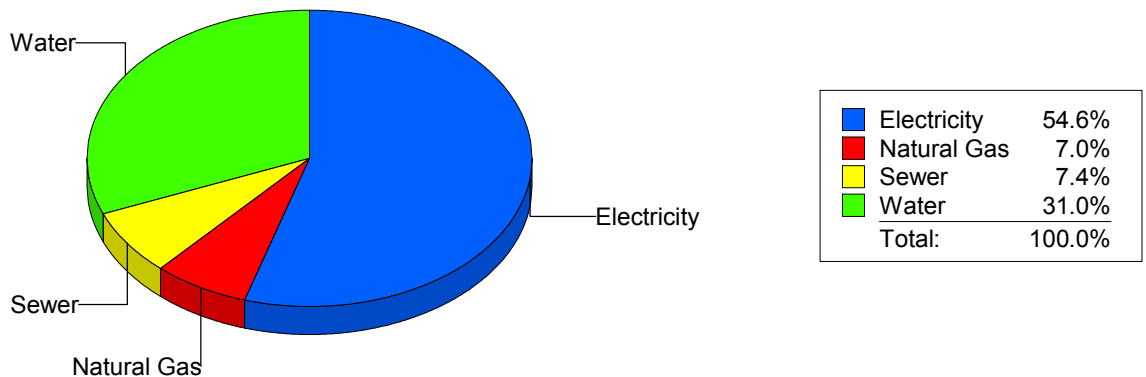
Cost Avoidance Program

## Cost Summary Graph

Grouped by Energy Type

Energy Type	Use	Units	Meter Cost	Special Charges	Total Cost	Avg Unit Cost	% of Total Cost
Site: LAMAR ELEMENTARY SCH - LAMAR ELEMENTARY SCH							
Electricity	35,400	KWH	\$4,423.35	\$0.00	\$4,423.35	0.1250	54.64%
Natural Gas	740	CCF	\$565.25	\$0.00	\$565.25	0.7639	6.98%
Water	753	CCF	\$2,511.08	\$0.00	\$2,511.08	3.3348	31.02%
Sewer	203	CCF	\$595.27	\$0.00	\$595.27	2.9324	7.35%
Total Cost:			\$8,094.95	\$0.00	\$8,094.95		

For LAMAR  
ELEMENTARY  
SCH



Filters: Cost Center Name Not One Of DoNotReport; Billing Period Equal To 201005

# elpaso

Energy CAP

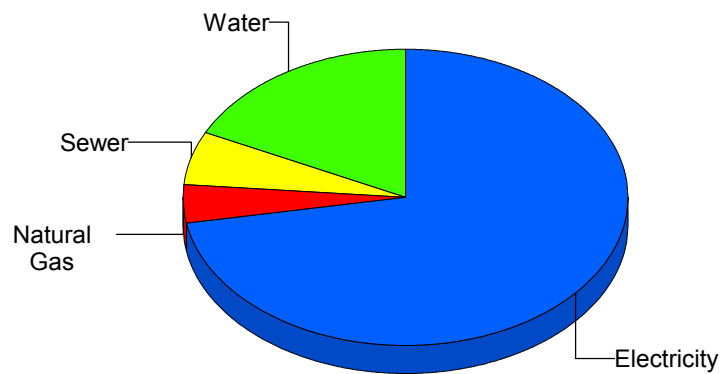
Cost Avoidance Program

## Cost Summary Graph

Grouped by Energy Type

Energy Type	Use	Units	Meter Cost	Special Charges	Total Cost	Avg Unit Cost	% of Total Cost
Site: LEE ELEMENTARY - LEE ELEMENTARY							
Electricity	36,763	KWH	\$4,931.65	\$0.00	\$4,931.65	0.1341	72.34%
Natural Gas	299	CCF	\$268.53	\$0.00	\$268.53	0.8981	3.94%
Water	414	CCF	\$1,203.57	\$0.00	\$1,203.57	2.9072	17.65%
Sewer	104	CCF	\$413.73	\$0.00	\$413.73	3.9782	6.07%
Total Cost:			\$6,817.48	\$0.00	\$6,817.48		

For LEE  
ELEMENTARY



Electricity	72.3%
Natural Gas	3.9%
Sewer	6.1%
Water	17.7%
Total:	100.0%

Filters: Cost Center Name Not One Of DoNotReport; Billing Period Equal To 201005

# elpaso

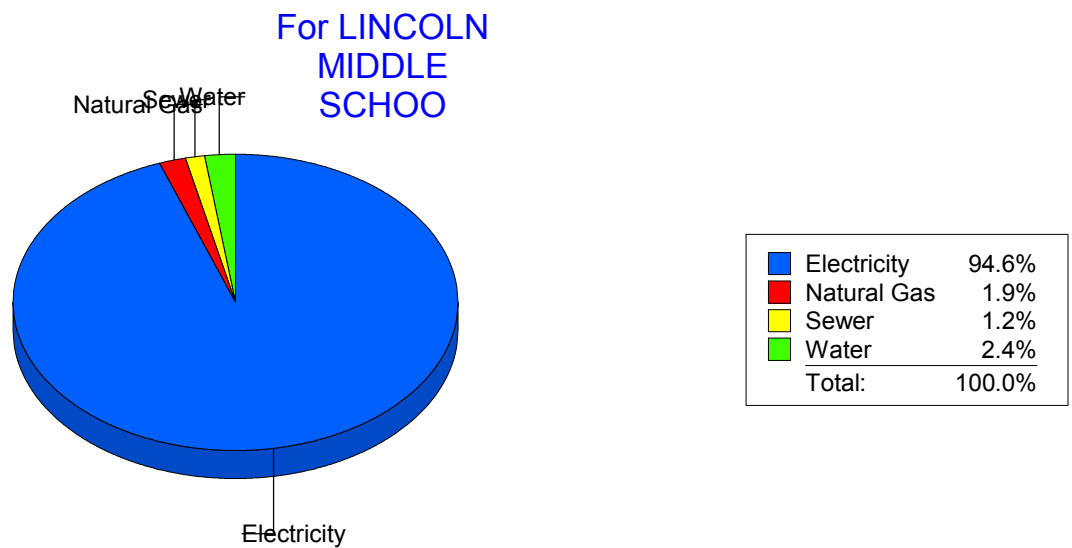
Energy CAP

Cost Avoidance Program

## Cost Summary Graph

Grouped by Energy Type

Energy Type	Use	Units	Meter Cost	Special Charges	Total Cost	Avg Unit Cost	% of Total Cost
Site: LINCOLN MIDDLE SCHOO - LINCOLN MIDDLE SCHOO							
Electricity	245,350	KWH	\$28,516.87	\$0.00	\$28,516.87	0.1162	94.58%
Natural Gas	861	CCF	\$574.73	\$0.00	\$574.73	0.6675	1.91%
Water	331	CCF	\$712.39	\$0.00	\$712.39	2.1522	2.36%
Sewer	166	CCF	\$348.43	\$0.00	\$348.43	2.0990	1.16%
Total Cost:			\$30,152.42	\$0.00	\$30,152.42		



Filters: Cost Center Name Not One Of DoNotReport; Billing Period Equal To 201005

# elpaso

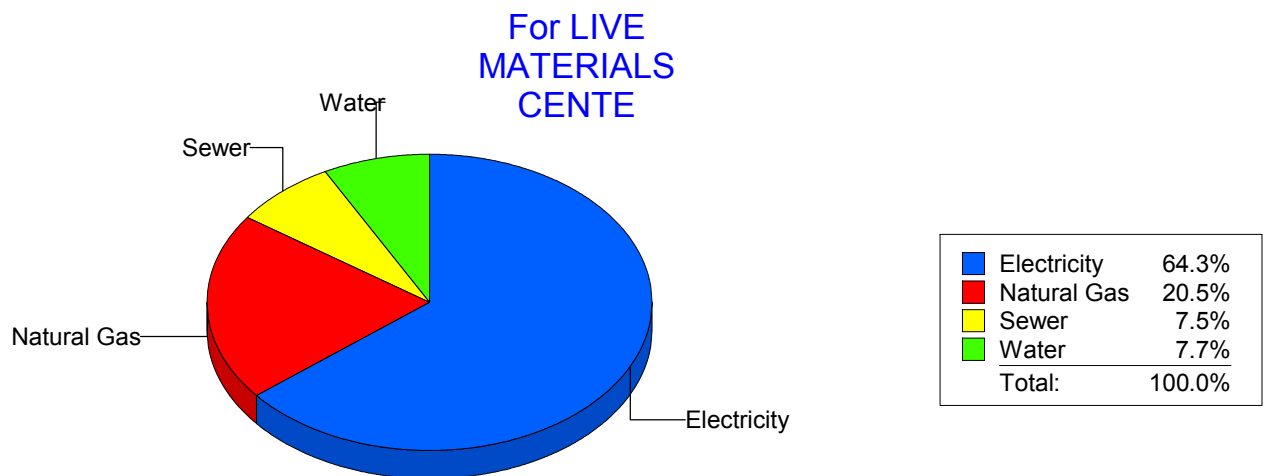
Energy CAP

Cost Avoidance Program

## Cost Summary Graph

Grouped by Energy Type

Energy Type	Use	Units	Meter Cost	Special Charges	Total Cost	Avg Unit Cost	% of Total Cost
Site: LIVE MATERIALS CENTE - LIVE MATERIALS CENTE							
Electricity	1,377	KWH	\$238.37	\$0.00	\$238.37	0.1731	64.30%
Natural Gas	17	CCF	\$75.88	\$0.00	\$75.88	4.4635	20.47%
Water	5	CCF	\$28.65	\$0.00	\$28.65	5.7300	7.73%
Sewer	6	CCF	\$27.84	\$0.00	\$27.84	4.6400	7.51%
Total Cost:			\$370.74	\$0.00	\$370.74		



Filters: Cost Center Name Not One Of DoNotReport; Billing Period Equal To 201005

# elpaso

Energy CAP

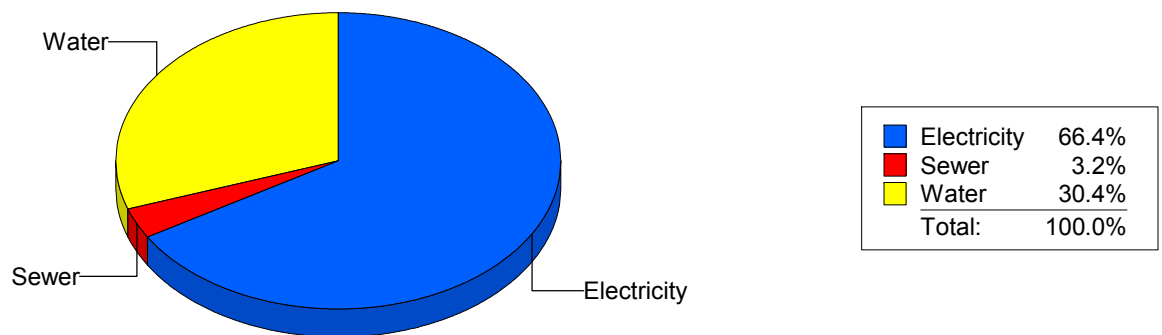
Cost Avoidance Program

## Cost Summary Graph

Grouped by Energy Type

Energy Type	Use	Units	Meter Cost	Special Charges	Total Cost	Avg Unit Cost	% of Total Cost
Site: LOGAN ELEMENTARY - LOGAN ELEMENTARY							
Electricity	25,040	KWH	\$3,208.92	\$0.00	\$3,208.92	0.1282	66.43%
Water	397	CCF	\$1,468.02	\$0.00	\$1,468.02	3.6978	30.39%
Sewer	72	CCF	\$153.68	\$0.00	\$153.68	2.1344	3.18%
Total Cost:			\$4,830.62	\$0.00	\$4,830.62		

For LOGAN  
ELEMENTARY



Filters: Cost Center Name Not One Of DoNotReport; Billing Period Equal To 201005



# elpaso

Energy CAP

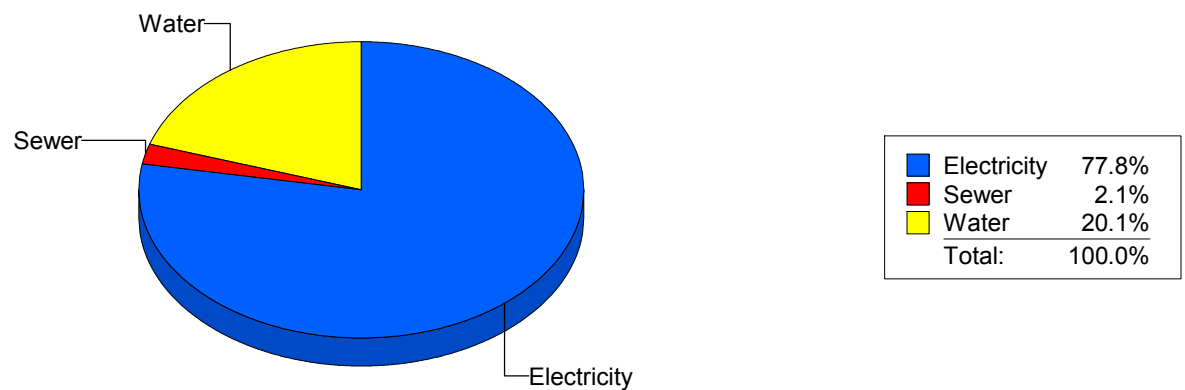
Cost Avoidance Program

## Cost Summary Graph

Grouped by Energy Type

Energy Type	Use	Units	Meter Cost	Special Charges	Total Cost	Avg Unit Cost	% of Total Cost
Site: LUNDY - LUNDY							
Electricity	65,000	KWH	\$8,890.96	\$0.00	\$8,890.96	0.1368	77.81%
Water	543	CCF	\$2,294.49	\$0.00	\$2,294.49	4.2256	20.08%
Sewer	23	CCF	\$241.16	\$0.00	\$241.16	10.4852	2.11%
Total Cost:			\$11,426.61	\$0.00	\$11,426.61		

For LUNDY



Filters: Cost Center Name Not One Of DoNotReport; Billing Period Equal To 201005

# elpaso

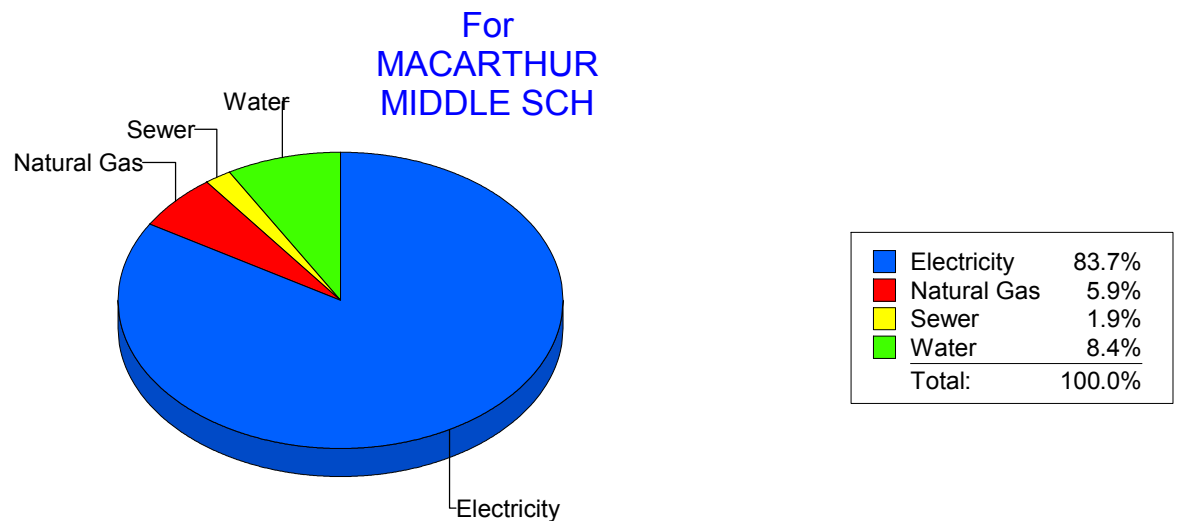
Energy CAP

Cost Avoidance Program

## Cost Summary Graph

Grouped by Energy Type

Energy Type	Use	Units	Meter Cost	Special Charges	Total Cost	Avg Unit Cost	% of Total Cost
Site: MACARTHUR MIDDLE SCH - MACARTHUR MIDDLE SCH							
Electricity	94,200	KWH	\$11,652.49	\$0.00	\$11,652.49	0.1237	83.74%
Natural Gas	1,249	CCF	\$819.23	\$0.00	\$819.23	0.6559	5.89%
Water	389	CCF	\$1,174.06	\$0.00	\$1,174.06	3.0181	8.44%
Sewer	104	CCF	\$269.69	\$0.00	\$269.69	2.5932	1.94%
Total Cost:			\$13,915.47	\$0.00	\$13,915.47		



Filters: Cost Center Name Not One Of DoNotReport; Billing Period Equal To 201005

# elpaso

Energy CAP

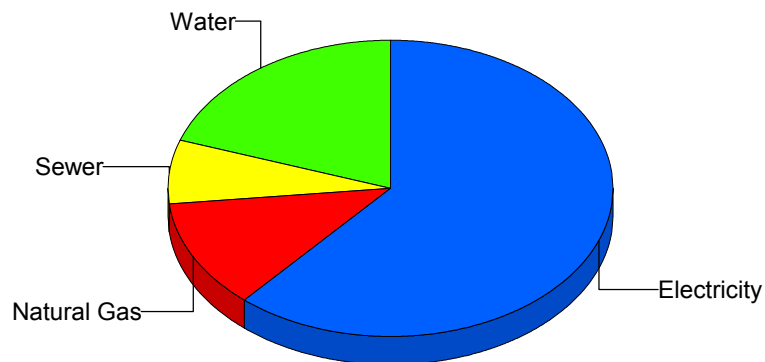
Cost Avoidance Program

## Cost Summary Graph

Grouped by Energy Type

Energy Type	Use	Units	Meter Cost	Special Charges	Total Cost	Avg Unit Cost	% of Total Cost
Site: MAGOFFIN MIDDLE SCHO - MAGOFFIN MIDDLE SCHO							
Electricity	20,165	KWH	\$2,614.01	\$0.00	\$2,614.01	0.1296	61.52%
Natural Gas	738	CCF	\$497.22	\$0.00	\$497.22	0.6738	11.70%
Water	264	CCF	\$843.01	\$0.00	\$843.01	3.1932	19.84%
Sewer	65	CCF	\$294.50	\$0.00	\$294.50	4.5308	6.93%
Total Cost:			\$4,248.74	\$0.00	\$4,248.74		

For MAGOFFIN  
MIDDLE SCHO



Electricity	61.5%
Natural Gas	11.7%
Sewer	6.9%
Water	19.8%
Total:	100.0%

Filters: Cost Center Name Not One Of DoNotReport; Billing Period Equal To 201005

# elpaso

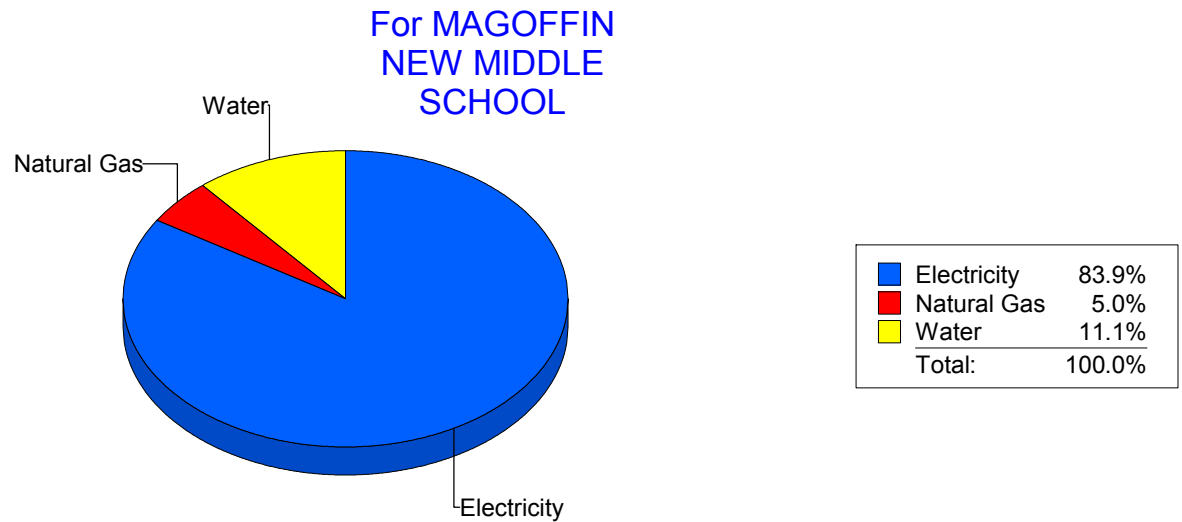
Energy CAP

Cost Avoidance Program

## Cost Summary Graph

Grouped by Energy Type

Energy Type	Use	Units	Meter Cost	Special Charges	Total Cost	Avg Unit Cost	% of Total Cost
Site: MAGOFFINMIDDLESCHOOLN047 - MAGOFFIN NEW MIDDLE SCHOOL							
Electricity	142,600	KWH	\$16,211.14	\$0.00	\$16,211.14	0.1137	83.86%
Natural Gas	1,482	CCF	\$966.08	\$0.00	\$966.08	0.6519	5.00%
Water	570	CCF	\$2,153.31	\$0.00	\$2,153.31	3.7777	11.14%
Total Cost:			\$19,330.53	\$0.00	\$19,330.53		



Filters: Cost Center Name Not One Of DoNotReport; Billing Period Equal To 201005

**elpaso**

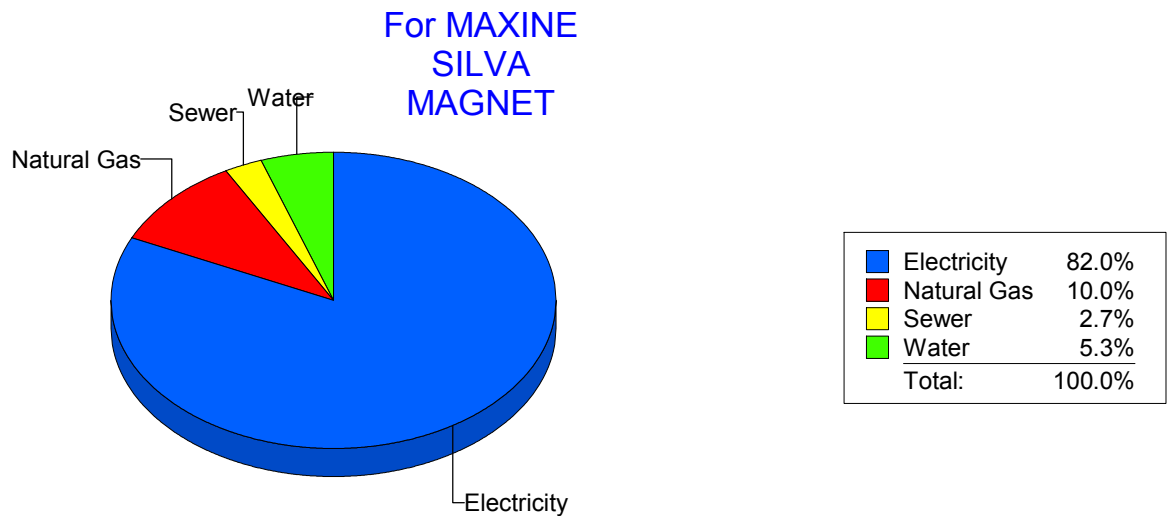
Energy CAP

Cost Avoidance Program

**Cost Summary Graph**

Grouped by Energy Type

Energy Type	Use	Units	Meter Cost	Special Charges	Total Cost	Avg Unit Cost	% of Total Cost
Site: MAXINE SILVA MAGNET - MAXINE SILVA MAGNET							
Electricity	75,900	KWH	\$8,246.12	\$0.00	\$8,246.12	0.1086	82.04%
Natural Gas	1,540	CCF	\$1,002.62	\$0.00	\$1,002.62	0.6511	9.97%
Water	212	CCF	\$534.37	\$0.00	\$534.37	2.5206	5.32%
Sewer	103	CCF	\$268.42	\$0.00	\$268.42	2.6060	2.67%
Total Cost:			\$10,051.53	\$0.00	\$10,051.53		



Filters: Cost Center Name Not One Of DoNotReport; Billing Period Equal To 201005

# elpaso

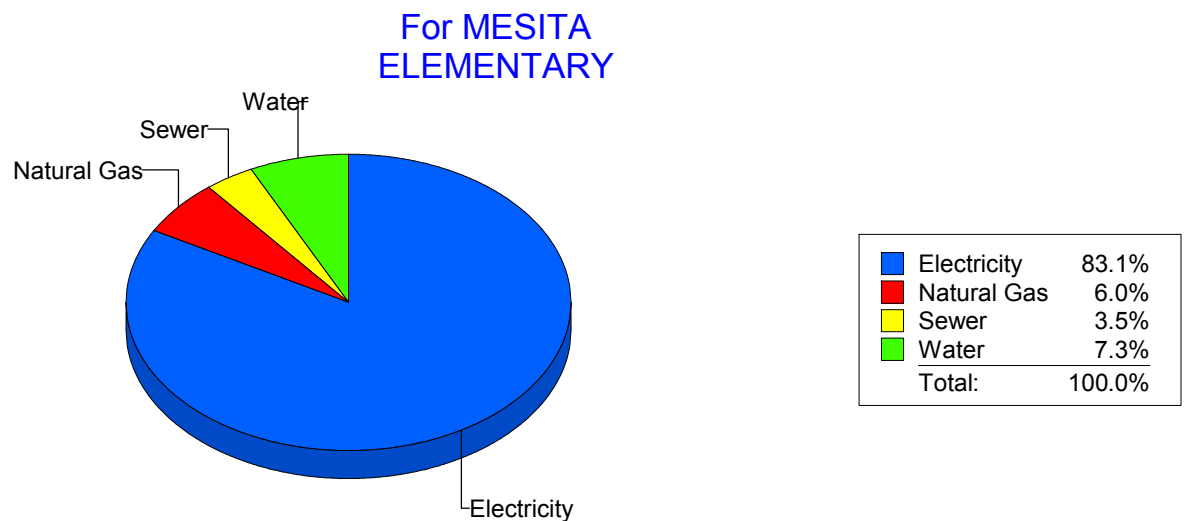
Energy CAP

Cost Avoidance Program

## Cost Summary Graph

Grouped by Energy Type

Energy Type	Use	Units	Meter Cost	Special Charges	Total Cost	Avg Unit Cost	% of Total Cost
Site: MESITA ELEMENTARY - MESITA ELEMENTARY							
Electricity	98,520	KWH	\$11,785.51	\$0.00	\$11,785.51	0.1196	83.13%
Natural Gas	1,251	CCF	\$850.22	\$0.00	\$850.22	0.6796	6.00%
Water	360	CCF	\$1,038.88	\$0.00	\$1,038.88	2.8858	7.33%
Sewer	229	CCF	\$502.78	\$0.00	\$502.78	2.1955	3.55%
Total Cost:			\$14,177.39	\$0.00	\$14,177.39		



Filters: Cost Center Name Not One Of DoNotReport; Billing Period Equal To 201005

**elpaso**

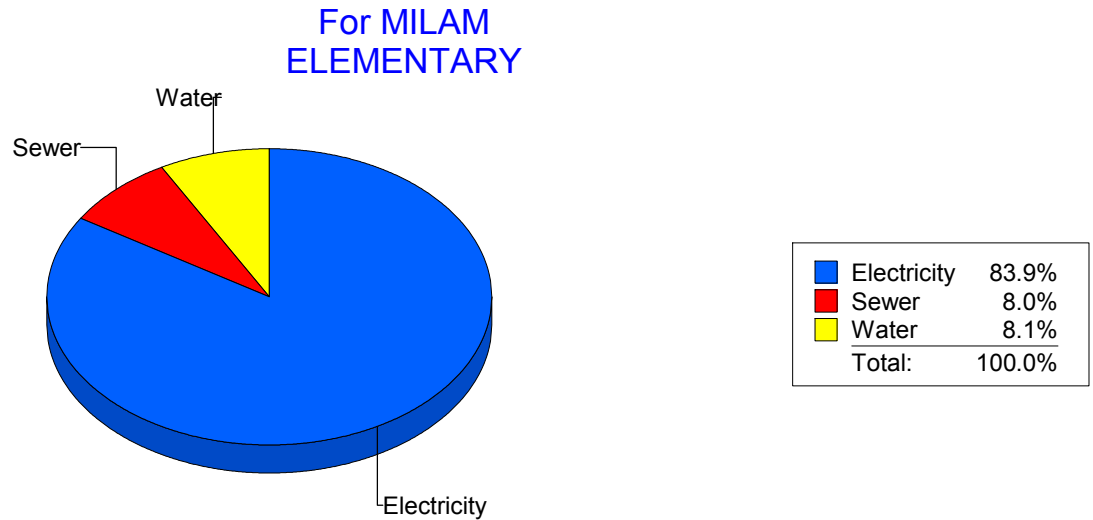
Energy CAP

Cost Avoidance Program

**Cost Summary Graph**

Grouped by Energy Type

Energy Type	Use	Units	Meter Cost	Special Charges	Total Cost	Avg Unit Cost	% of Total Cost
<b>Site: MILAM ELEMENTARY - MILAM ELEMENTARY</b>							
Electricity	24,960	KWH	\$3,311.02	\$0.00	\$3,311.02	0.1327	83.91%
Water	134	CCF	\$319.49	\$0.00	\$319.49	2.3843	8.10%
Sewer	140	CCF	\$315.41	\$0.00	\$315.41	2.2529	7.99%
<b>Total Cost:</b>			<b>\$3,945.92</b>	<b>\$0.00</b>	<b>\$3,945.92</b>		



*Filters: Cost Center Name Not One Of DoNotReport; Billing Period Equal To 201005*

**elpaso**

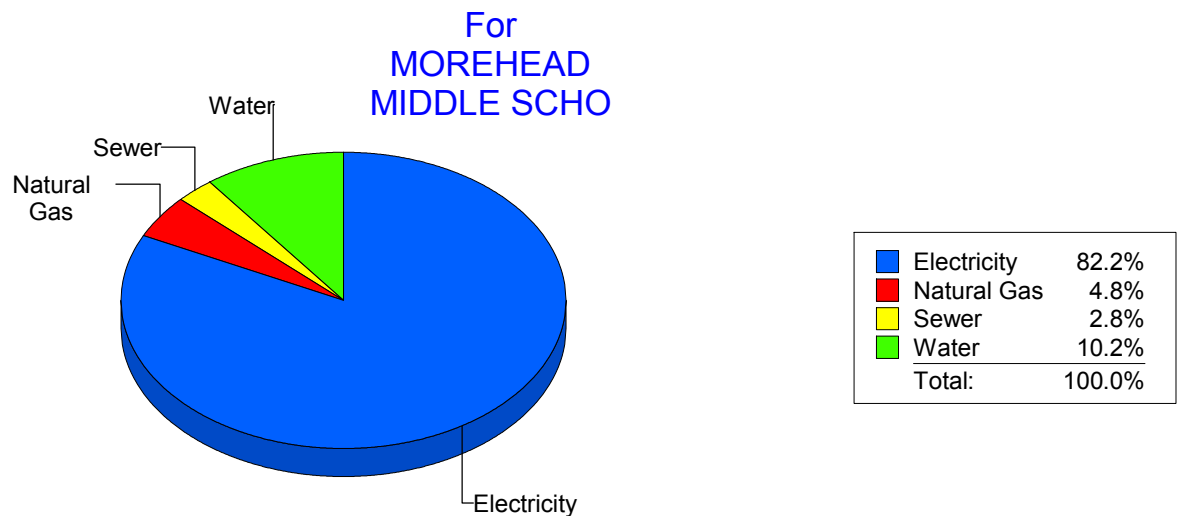
Energy CAP

Cost Avoidance Program

**Cost Summary Graph**

Grouped by Energy Type

Energy Type	Use	Units	Meter Cost	Special Charges	Total Cost	Avg Unit Cost	% of Total Cost
Site: MOREHEAD MIDDLE SCHO - MOREHEAD MIDDLE SCHO							
Electricity	111,710	KWH	\$12,397.14	\$0.00	\$12,397.14	0.1110	82.15%
Natural Gas	1,089	CCF	\$718.42	\$0.00	\$718.42	0.6597	4.76%
Water	959	CCF	\$1,546.72	\$0.00	\$1,546.72	1.6128	10.25%
Sewer	170	CCF	\$427.85	\$0.00	\$427.85	2.5168	2.84%
<b>Total Cost:</b>			<b>\$15,090.13</b>	<b>\$0.00</b>	<b>\$15,090.13</b>		



*Filters: Cost Center Name Not One Of DoNotReport; Billing Period Equal To 201005*



# elpaso

Energy CAP

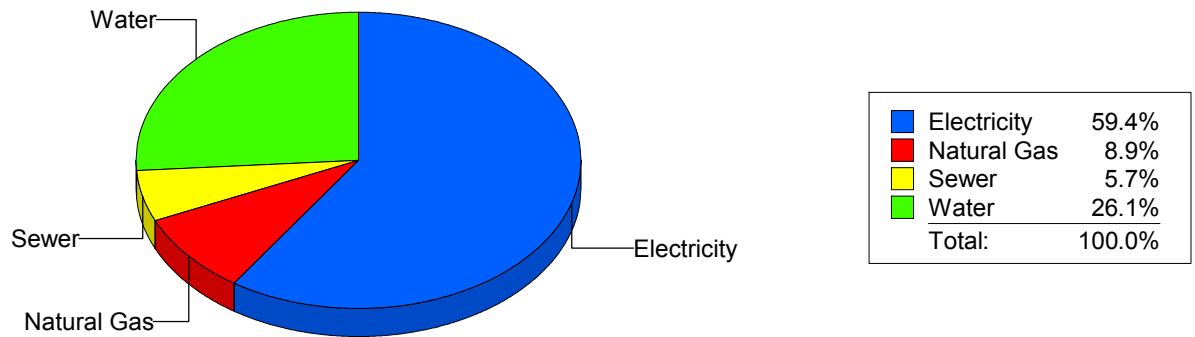
Cost Avoidance Program

## Cost Summary Graph

Grouped by Energy Type

Energy Type	Use	Units	Meter Cost	Special Charges	Total Cost	Avg Unit Cost	% of Total Cost
Site: NEWMAN ELEMENTARY - NEWMAN ELEMENTARY							
Electricity	28,729	KWH	\$3,885.76	\$0.00	\$3,885.76	0.1353	59.36%
Natural Gas	772	CCF	\$583.06	\$0.00	\$583.06	0.7553	8.91%
Water	628	CCF	\$1,706.25	\$0.00	\$1,706.25	2.7170	26.07%
Sewer	204	CCF	\$370.80	\$0.00	\$370.80	1.8176	5.66%
Total Cost:			\$6,545.87	\$0.00	\$6,545.87		

For NEWMAN  
ELEMENTARY



Filters: Cost Center Name Not One Of DoNotReport; Billing Period Equal To 201005

# elpaso

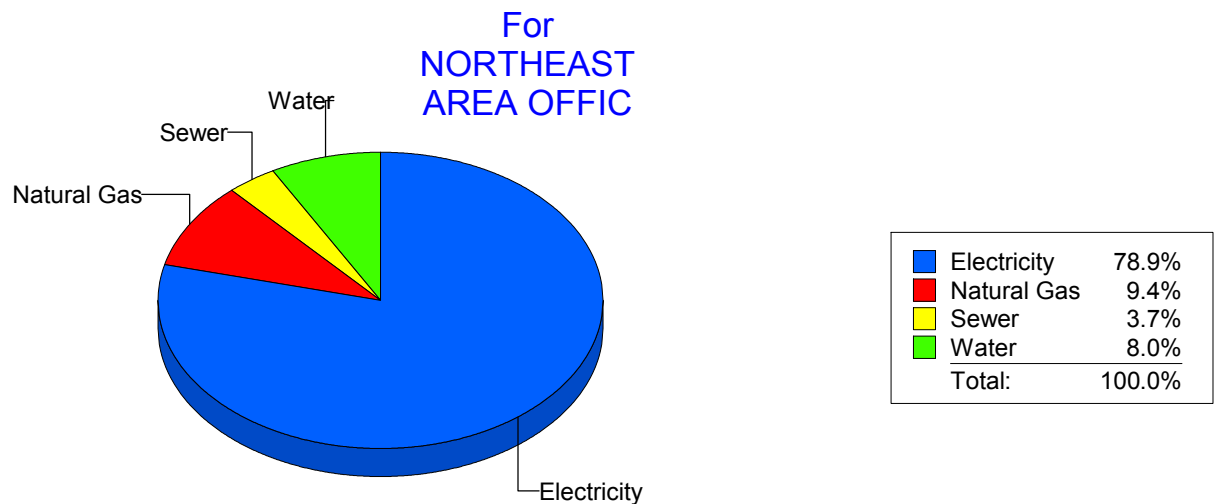
Energy CAP

Cost Avoidance Program

## Cost Summary Graph

Grouped by Energy Type

Energy Type	Use	Units	Meter Cost	Special Charges	Total Cost	Avg Unit Cost	% of Total Cost
Site: NORTHEAST AREA OFFIC - NORTHEAST AREA OFFIC							
Electricity	7,960	KWH	\$1,069.24	\$0.00	\$1,069.24	0.1343	78.87%
Natural Gas	52	CCF	\$128.03	\$0.00	\$128.03	2.4621	9.44%
Water	23	CCF	\$107.89	\$0.00	\$107.89	4.6909	7.96%
Sewer	8	CCF	\$50.60	\$0.00	\$50.60	6.3250	3.73%
Total Cost:			\$1,355.76	\$0.00	\$1,355.76		



Filters: Cost Center Name Not One Of DoNotReport; Billing Period Equal To 201005

# elpaso


Energy CAP

Cost Avoidance Program

## Cost Summary Graph

Grouped by Energy Type

Energy Type	Use	Units	Meter Cost	Special Charges	Total Cost	Avg Unit Cost	% of Total Cost
Site: NORTHEAST AREA TRANS - NORTHEAST AREA TRANS							
Electricity	5,132	KWH	\$565.86	\$0.00	\$565.86	0.1103	25.91%
Natural Gas	256	CCF	\$218.13	\$0.00	\$218.13	0.8521	9.99%
Water	249	CCF	\$1,142.11	\$0.00	\$1,142.11	4.5868	52.30%
Sewer	36	CCF	\$257.67	\$0.00	\$257.67	7.1575	11.80%
Total Cost:			\$2,183.77	\$0.00	\$2,183.77		



Filters: Cost Center Name Not One Of DoNotReport; Billing Period Equal To 201005

# elpaso

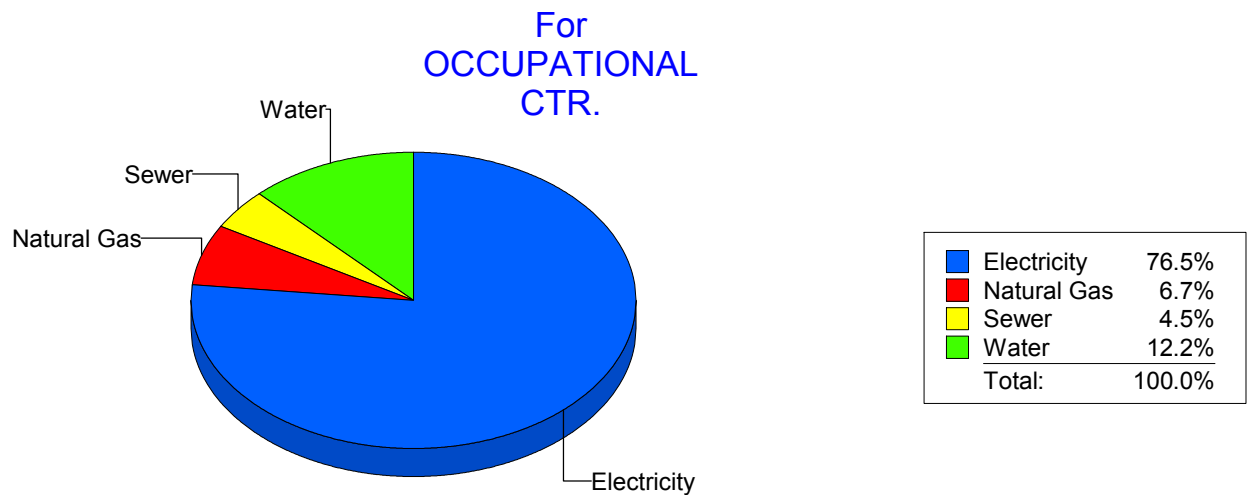
Energy CAP

Cost Avoidance Program

## Cost Summary Graph

Grouped by Energy Type

Energy Type	Use	Units	Meter Cost	Special Charges	Total Cost	Avg Unit Cost	% of Total Cost
Site: OCCUPATIONAL CTR. - OCCUPATIONAL CTR.							
Electricity	8,700	KWH	\$1,265.67	\$0.00	\$1,265.67	0.1455	76.54%
Natural Gas	137	CCF	\$111.09	\$0.00	\$111.09	0.8109	6.72%
Water	52	CCF	\$201.98	\$0.00	\$201.98	3.8842	12.21%
Sewer	20	CCF	\$74.88	\$0.00	\$74.88	3.7440	4.53%
Total Cost:			\$1,653.62	\$0.00	\$1,653.62		



Filters: Cost Center Name Not One Of DoNotReport; Billing Period Equal To 201005

# elpaso

Energy CAP

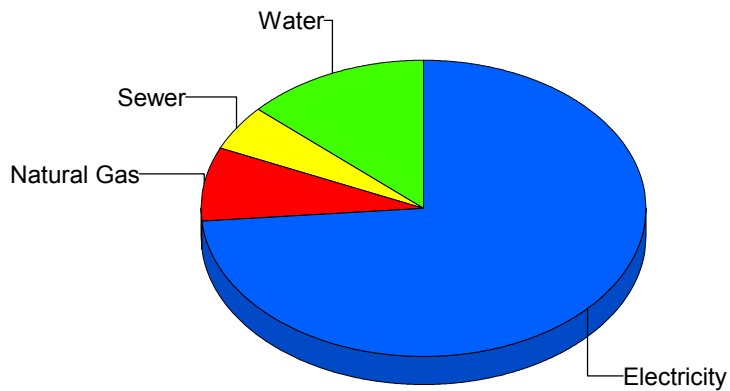
Cost Avoidance Program

## Cost Summary Graph

Grouped by Energy Type

Energy Type	Use	Units	Meter Cost	Special Charges	Total Cost	Avg Unit Cost	% of Total Cost
Site: PARK ELEMENTARY - PARK ELEMENTARY							
Electricity	29,677	KWH	\$4,560.99	\$0.00	\$4,560.99	0.1537	73.68%
Natural Gas	647	CCF	\$494.65	\$0.00	\$494.65	0.7643	7.99%
Water	288	CCF	\$833.87	\$0.00	\$833.87	2.8954	13.47%
Sewer	100	CCF	\$300.96	\$0.00	\$300.96	3.0096	4.86%
Total Cost:			\$6,190.47	\$0.00	\$6,190.47		

For PARK  
ELEMENTARY



Electricity	73.7%
Natural Gas	8.0%
Sewer	4.9%
Water	13.5%
Total:	100.0%

Filters: Cost Center Name Not One Of DoNotReport; Billing Period Equal To 201005

# elpaso

Energy CAP

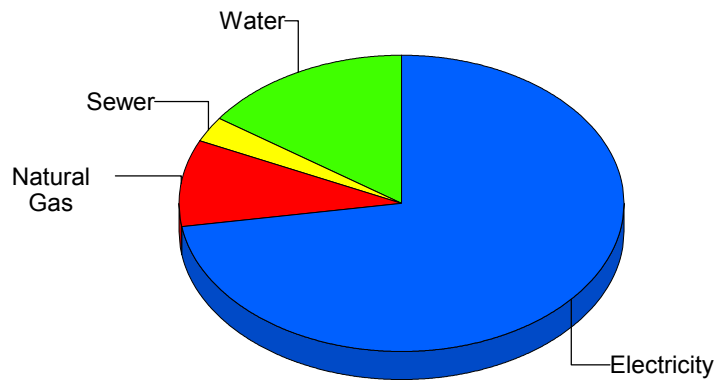
Cost Avoidance Program

## Cost Summary Graph

Grouped by Energy Type

Energy Type	Use	Units	Meter Cost	Special Charges	Total Cost	Avg Unit Cost	% of Total Cost
Site: PAUL MORENO - PAUL MORENO							
Electricity	65,100	KWH	\$7,409.80	\$0.00	\$7,409.80	0.1138	72.42%
Natural Gas	1,426	CCF	\$964.17	\$0.00	\$964.17	0.6761	9.42%
Water	386	CCF	\$1,573.07	\$0.00	\$1,573.07	4.0753	15.37%
Sewer	77	CCF	\$284.88	\$0.00	\$284.88	3.6997	2.78%
Total Cost:			\$10,231.92	\$0.00	\$10,231.92		

For PAUL MORENO



Electricity	72.4%
Natural Gas	9.4%
Sewer	2.8%
Water	15.4%
Total:	100.0%

Filters: Cost Center Name Not One Of DoNotReport; Billing Period Equal To 201005

# elpaso

Energy CAP

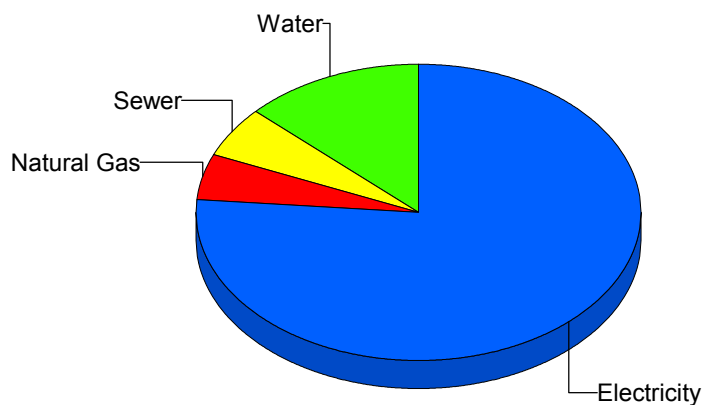
Cost Avoidance Program

## Cost Summary Graph

Grouped by Energy Type

Energy Type	Use	Units	Meter Cost	Special Charges	Total Cost	Avg Unit Cost	% of Total Cost
Site: POLK ELEMENTARY - POLK ELEMENTARY							
Electricity	30,960	KWH	\$4,478.23	\$0.00	\$4,478.23	0.1446	76.43%
Natural Gas	363	CCF	\$291.51	\$0.00	\$291.51	0.8031	4.98%
Water	328	CCF	\$766.54	\$0.00	\$766.54	2.3370	13.08%
Sewer	146	CCF	\$323.03	\$0.00	\$323.03	2.2125	5.51%
Total Cost:			\$5,859.31	\$0.00	\$5,859.31		

For POLK  
ELEMENTARY



Electricity	76.4%
Natural Gas	5.0%
Sewer	5.5%
Water	13.1%
Total:	100.0%

Filters: Cost Center Name Not One Of DoNotReport; Billing Period Equal To 201005

# elpaso

Energy CAP

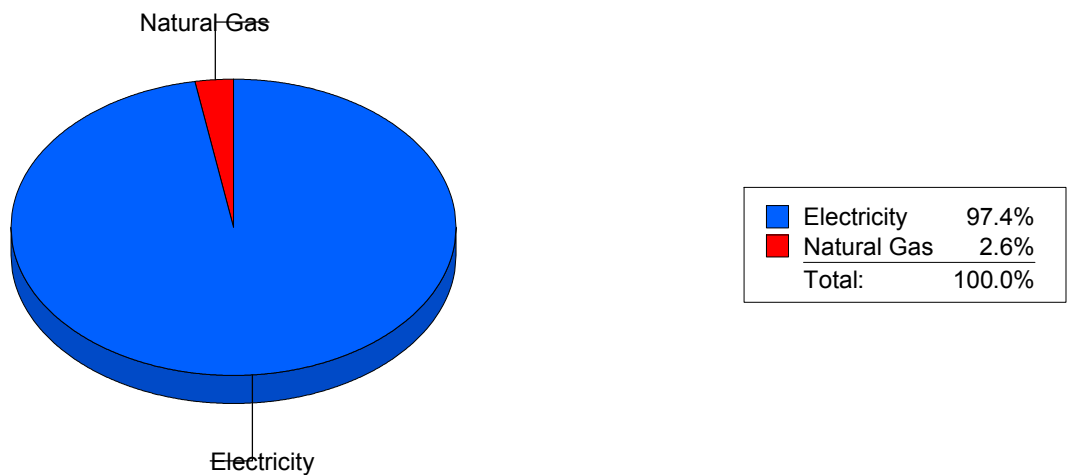
Cost Avoidance Program

## Cost Summary Graph

Grouped by Energy Type

Energy Type	Use	Units	Meter Cost	Special Charges	Total Cost	Avg Unit Cost	% of Total Cost
Site: POWELL - POWELL							
Electricity	62,400	KWH	\$17,271.12	\$0.00	\$17,271.12	0.2768	97.35%
Natural Gas	695	CCF	\$470.14	\$0.00	\$470.14	0.6765	2.65%
Total Cost:			\$17,741.26	\$0.00	\$17,741.26		

For POWELL



Filters: Cost Center Name Not One Of DoNotReport; Billing Period Equal To 201005



# elpaso

Energy CAP

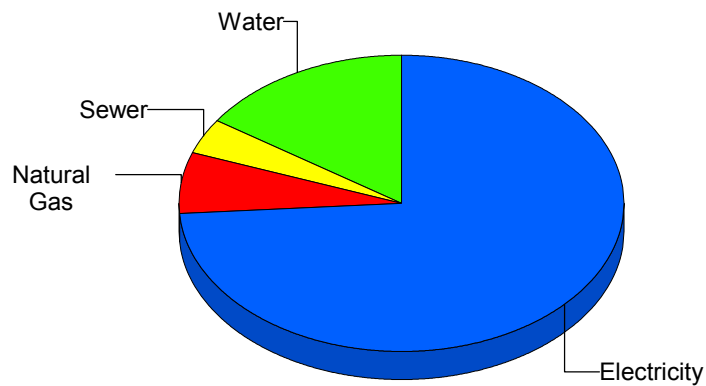
Cost Avoidance Program

## Cost Summary Graph

Grouped by Energy Type

Energy Type	Use	Units	Meter Cost	Special Charges	Total Cost	Avg Unit Cost	% of Total Cost
Site: PUTNAM ELEMENTARY - PUTNAM ELEMENTARY							
Electricity	36,489	KWH	\$5,224.16	\$0.00	\$5,224.16	0.1432	73.88%
Natural Gas	654	CCF	\$474.75	\$0.00	\$474.75	0.7260	6.71%
Water	443	CCF	\$1,099.05	\$0.00	\$1,099.05	2.4809	15.54%
Sewer	158	CCF	\$273.38	\$0.00	\$273.38	1.7303	3.87%
Total Cost:			\$7,071.34	\$0.00	\$7,071.34		

For PUTNAM  
ELEMENTARY



Electricity	73.9%
Natural Gas	6.7%
Sewer	3.9%
Water	15.5%
Total:	100.0%

Filters: Cost Center Name Not One Of DoNotReport; Billing Period Equal To 201005

## elpaso

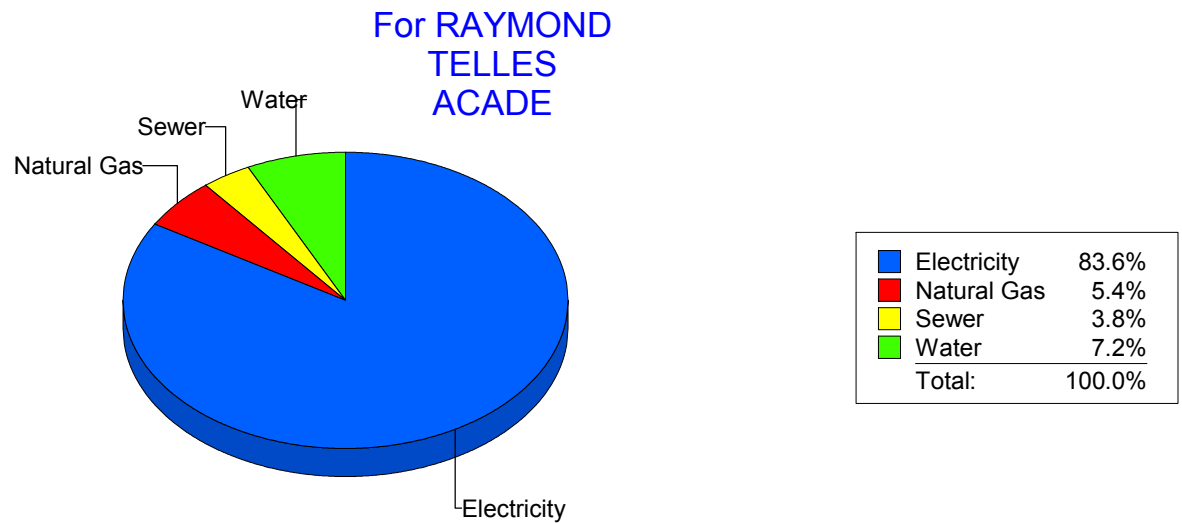
Energy CAP

Cost Avoidance Program

### Cost Summary Graph

Grouped by Energy Type

Energy Type	Use	Units	Meter Cost	Special Charges	Total Cost	Avg Unit Cost	% of Total Cost
Site: RAYMOND TELLES ACADE - RAYMOND TELLES ACADE							
Electricity	48,200	KWH	\$5,221.35	\$0.00	\$5,221.35	0.1083	83.64%
Natural Gas	486	CCF	\$338.14	\$0.00	\$338.14	0.6958	5.42%
Water	161	CCF	\$448.72	\$0.00	\$448.72	2.7871	7.19%
Sewer	76	CCF	\$234.13	\$0.00	\$234.13	3.0807	3.75%
Total Cost:			\$6,242.34	\$0.00	\$6,242.34		



Filters: Cost Center Name Not One Of DoNotReport; Billing Period Equal To 201005

# elpaso

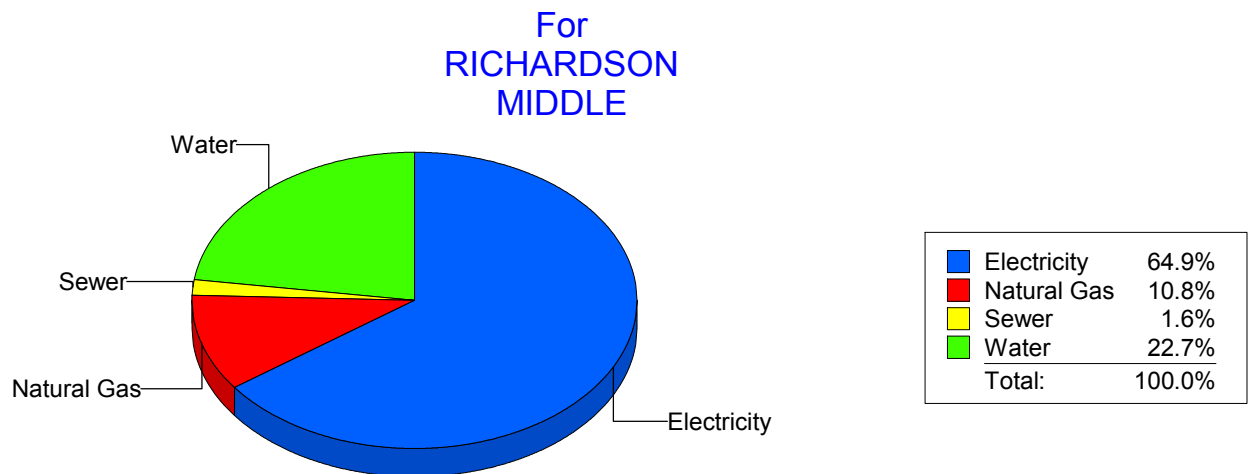
Energy CAP

Cost Avoidance Program

## Cost Summary Graph

Grouped by Energy Type

Energy Type	Use	Units	Meter Cost	Special Charges	Total Cost	Avg Unit Cost	% of Total Cost
Site: RICHARDSON MIDDLE - RICHARDSON MIDDLE							
Electricity	99,000	KWH	\$11,547.52	\$0.00	\$11,547.52	0.1166	64.91%
Natural Gas	2,985	CCF	\$1,913.20	\$0.00	\$1,913.20	0.6409	10.75%
Water	950	CCF	\$4,045.60	\$0.00	\$4,045.60	4.2585	22.74%
Sewer	116	CCF	\$284.93	\$0.00	\$284.93	2.4563	1.60%
Total Cost:			\$17,791.25	\$0.00	\$17,791.25		



Filters: Cost Center Name Not One Of DoNotReport; Billing Period Equal To 201005

# elpaso

Energy CAP

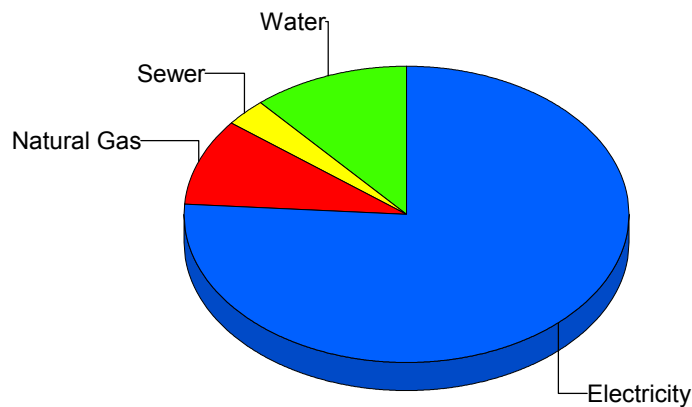
Cost Avoidance Program

## Cost Summary Graph

Grouped by Energy Type

Energy Type	Use	Units	Meter Cost	Special Charges	Total Cost	Avg Unit Cost	% of Total Cost
Site: RIVERA ELEMENTARY - RIVERA ELEMENTARY							
Electricity	55,200	KWH	\$7,150.98	\$0.00	\$7,150.98	0.1295	76.16%
Natural Gas	1,291	CCF	\$876.46	\$0.00	\$876.46	0.6789	9.33%
Water	372	CCF	\$1,080.17	\$0.00	\$1,080.17	2.9037	11.50%
Sewer	114	CCF	\$282.39	\$0.00	\$282.39	2.4771	3.01%
Total Cost:			\$9,390.00	\$0.00	\$9,390.00		

For RIVERA  
ELEMENTARY



Filters: Cost Center Name Not One Of DoNotReport; Billing Period Equal To 201005

# elpaso

Energy CAP

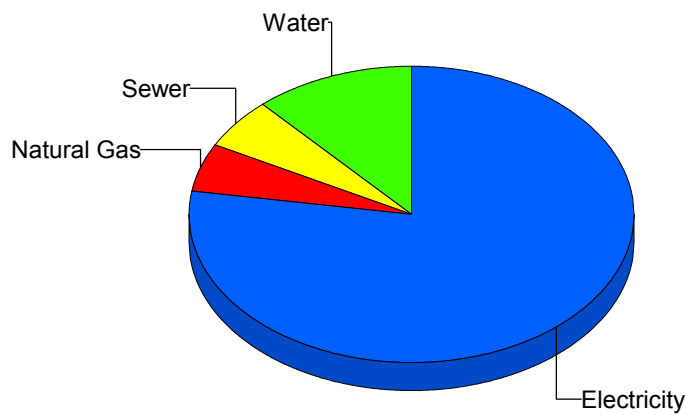
Cost Avoidance Program

## Cost Summary Graph

Grouped by Energy Type

Energy Type	Use	Units	Meter Cost	Special Charges	Total Cost	Avg Unit Cost	% of Total Cost
Site: ROBERTS ELEMENTARY - ROBERTS ELEMENTARY							
Electricity	42,472	KWH	\$5,505.28	\$0.00	\$5,505.28	0.1296	77.51%
Natural Gas	487	CCF	\$368.17	\$0.00	\$368.17	0.7560	5.18%
Water	384	CCF	\$834.04	\$0.00	\$834.04	2.1720	11.74%
Sewer	195	CCF	\$395.37	\$0.00	\$395.37	2.0275	5.57%
Total Cost:			\$7,102.86	\$0.00	\$7,102.86		

For ROBERTS  
ELEMENTARY



Filters: Cost Center Name Not One Of DoNotReport; Billing Period Equal To 201005

# elpaso

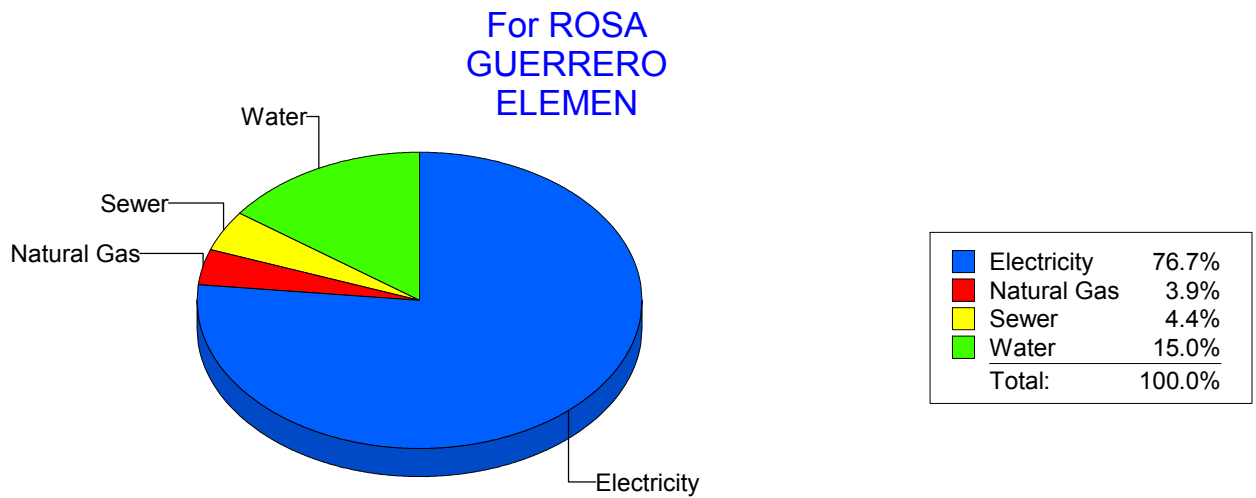
Energy CAP

Cost Avoidance Program

## Cost Summary Graph

Grouped by Energy Type

Energy Type	Use	Units	Meter Cost	Special Charges	Total Cost	Avg Unit Cost	% of Total Cost
Site: ROSA GUERRERO ELEMEN - ROSA GUERRERO ELEMEN							
Electricity	45,720	KWH	\$6,565.13	\$0.00	\$6,565.13	0.1436	76.72%
Natural Gas	426	CCF	\$332.48	\$0.00	\$332.48	0.7805	3.89%
Water	603	CCF	\$1,280.24	\$0.00	\$1,280.24	2.1231	14.96%
Sewer	141	CCF	\$378.92	\$0.00	\$378.92	2.6874	4.43%
Total Cost:			\$8,556.77	\$0.00	\$8,556.77		



Filters: Cost Center Name Not One Of DoNotReport; Billing Period Equal To 201005

# el Paso

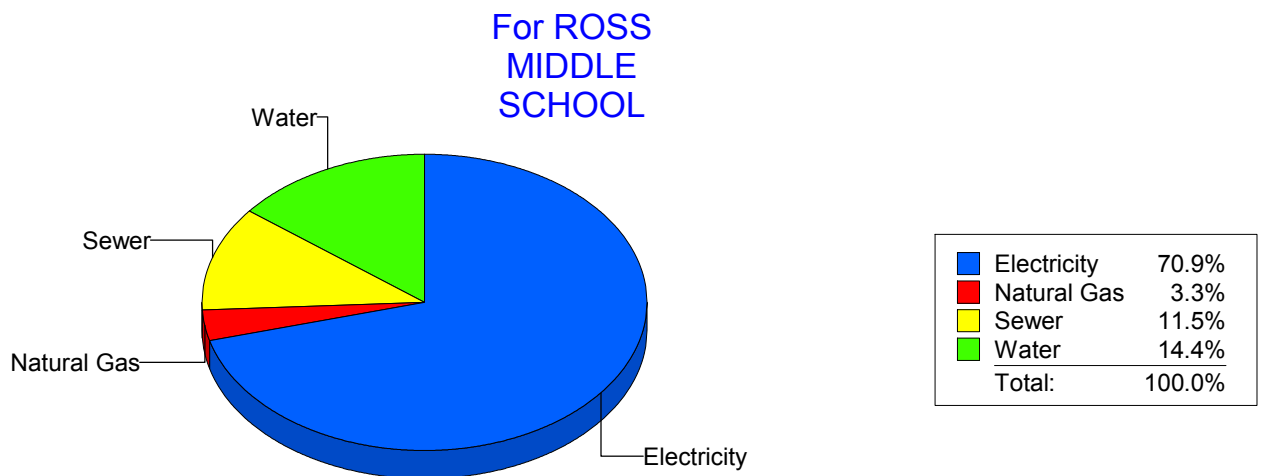
Energy CAP

Cost Avoidance Program

## Cost Summary Graph

Grouped by Energy Type

Energy Type	Use	Units	Meter Cost	Special Charges	Total Cost	Avg Unit Cost	% of Total Cost
Site: ROSS MIDDLE SCHOOL - ROSS MIDDLE SCHOOL							
Electricity	64,570	KWH	\$8,579.86	\$0.00	\$8,579.86	0.1329	70.89%
Natural Gas	574	CCF	\$393.88	\$0.00	\$393.88	0.6862	3.25%
Water	1,112	CCF	\$1,737.59	\$0.00	\$1,737.59	1.5626	14.36%
Sewer	987	CCF	\$1,391.10	\$0.00	\$1,391.10	1.4094	11.49%
Total Cost:			\$12,102.43	\$0.00	\$12,102.43		



Filters: Cost Center Name Not One Of DoNotReport; Billing Period Equal To 201005

# elpaso

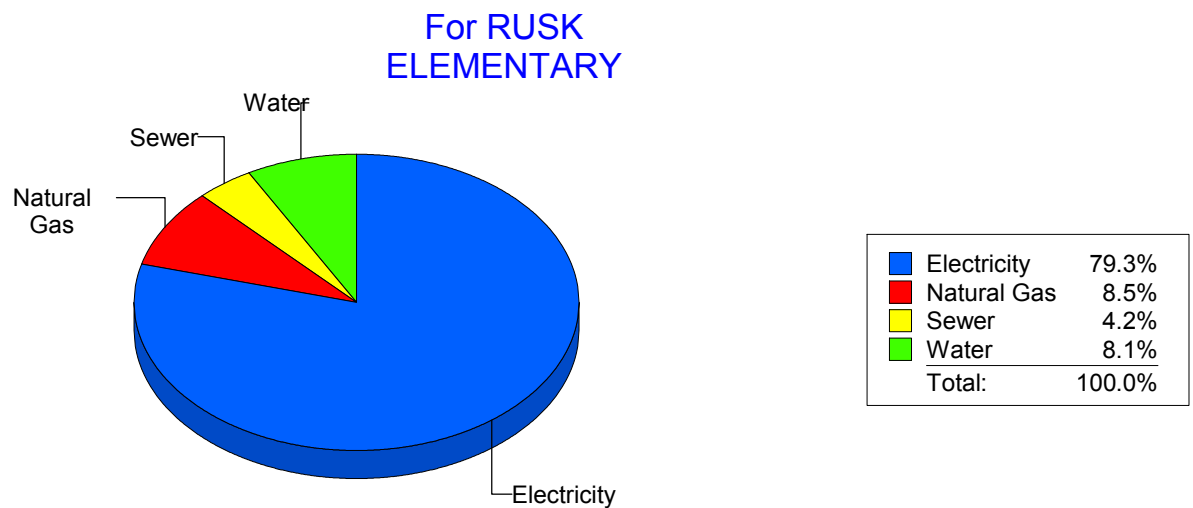
Energy CAP

Cost Avoidance Program

## Cost Summary Graph

Grouped by Energy Type

Energy Type	Use	Units	Meter Cost	Special Charges	Total Cost	Avg Unit Cost	% of Total Cost
Site: RUSK ELEMENTARY - RUSK ELEMENTARY							
Electricity	27,079	KWH	\$3,519.59	\$0.00	\$3,519.59	0.1300	79.25%
Natural Gas	502	CCF	\$376.91	\$0.00	\$376.91	0.7508	8.49%
Water	168	CCF	\$357.88	\$0.00	\$357.88	2.1302	8.06%
Sewer	90	CCF	\$186.65	\$0.00	\$186.65	2.0739	4.20%
Total Cost:			\$4,441.03	\$0.00	\$4,441.03		



Filters: Cost Center Name Not One Of DoNotReport; Billing Period Equal To 201005



# elpaso

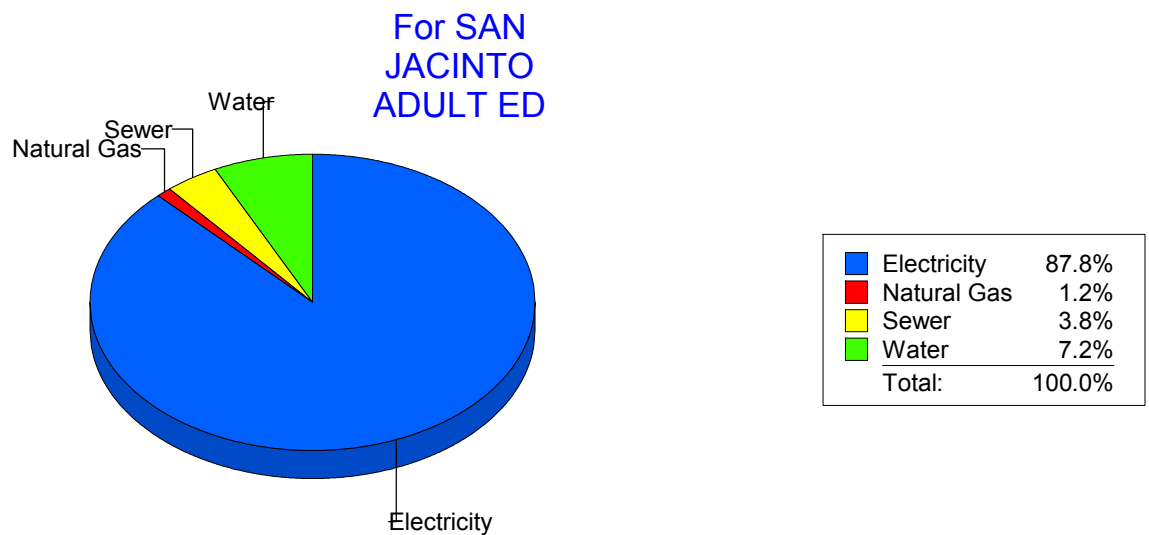
Energy CAP

Cost Avoidance Program

## Cost Summary Graph

Grouped by Energy Type

Energy Type	Use	Units	Meter Cost	Special Charges	Total Cost	Avg Unit Cost	% of Total Cost
Site: SAN JACINTO ADULT ED - SAN JACINTO ADULT ED							
Electricity	12,500	KWH	\$2,496.12	\$0.00	\$2,496.12	0.1997	87.78%
Natural Gas	3	CCF	\$34.84	\$0.00	\$34.84	12.9037	1.23%
Water	77	CCF	\$203.53	\$0.00	\$203.53	2.6432	7.16%
Sewer	37	CCF	\$109.23	\$0.00	\$109.23	2.9522	3.84%
Total Cost:			\$2,843.72	\$0.00	\$2,843.72		



Filters: Cost Center Name Not One Of DoNotReport; Billing Period Equal To 201005

# elpaso

Energy CAP

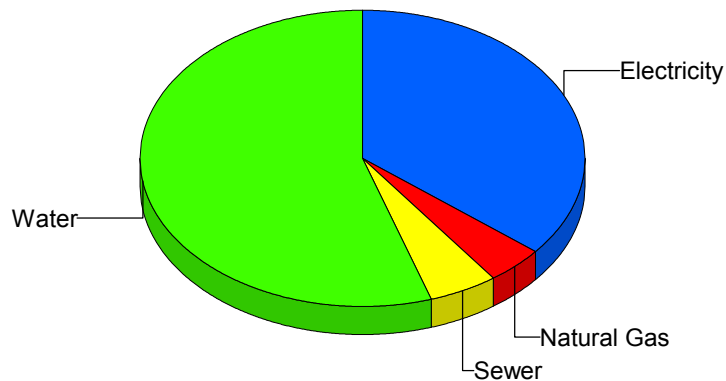
Cost Avoidance Program

## Cost Summary Graph

Grouped by Energy Type

Energy Type	Use	Units	Meter Cost	Special Charges	Total Cost	Avg Unit Cost	% of Total Cost
Site: SCHUSTER ELEMENTARY - SCHUSTER ELEMENTARY							
Electricity	17,600	KWH	\$2,031.14	\$0.00	\$2,031.14	0.1154	35.96%
Natural Gas	326	CCF	\$234.05	\$0.00	\$234.05	0.7179	4.14%
Water	884	CCF	\$3,100.51	\$0.00	\$3,100.51	3.5074	54.90%
Sewer	173	CCF	\$281.95	\$0.00	\$281.95	1.6298	4.99%
Total Cost:			\$5,647.65	\$0.00	\$5,647.65		

For  
SCHUSTER  
ELEMENTARY



Electricity	36.0%
Natural Gas	4.1%
Sewer	5.0%
Water	54.9%
Total:	100.0%

Filters: Cost Center Name Not One Of DoNotReport; Billing Period Equal To 201005

# elpaso

Energy CAP

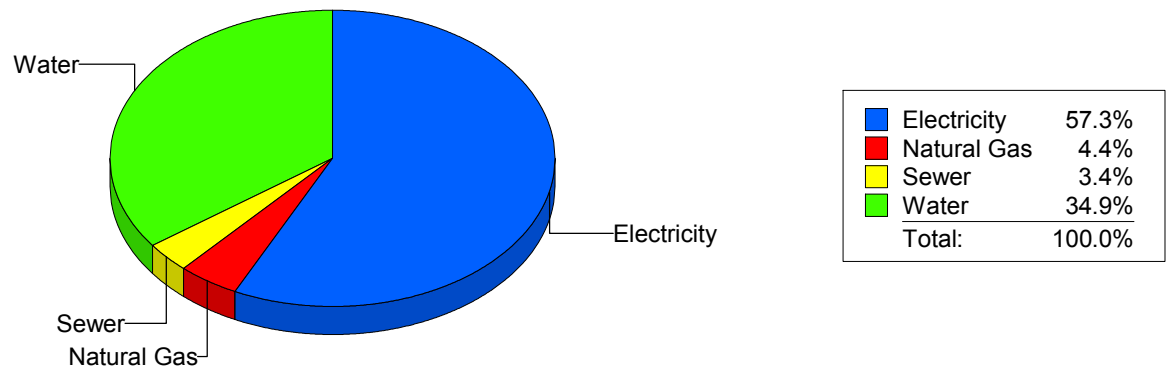
Cost Avoidance Program

## Cost Summary Graph

Grouped by Energy Type

Energy Type	Use	Units	Meter Cost	Special Charges	Total Cost	Avg Unit Cost	% of Total Cost
Site: STANTON ELEMENTARY - STANTON ELEMENTARY							
Electricity	29,878	KWH	\$4,016.69	\$0.00	\$4,016.69	0.1344	57.32%
Natural Gas	394	CCF	\$311.80	\$0.00	\$311.80	0.7912	4.45%
Water	625	CCF	\$2,443.72	\$0.00	\$2,443.72	3.9100	34.87%
Sewer	97	CCF	\$234.91	\$0.00	\$234.91	2.4218	3.35%
Total Cost:			\$7,007.12	\$0.00	\$7,007.12		

For STANTON  
ELEMENTARY



Filters: Cost Center Name Not One Of DoNotReport; Billing Period Equal To 201005

# elpaso

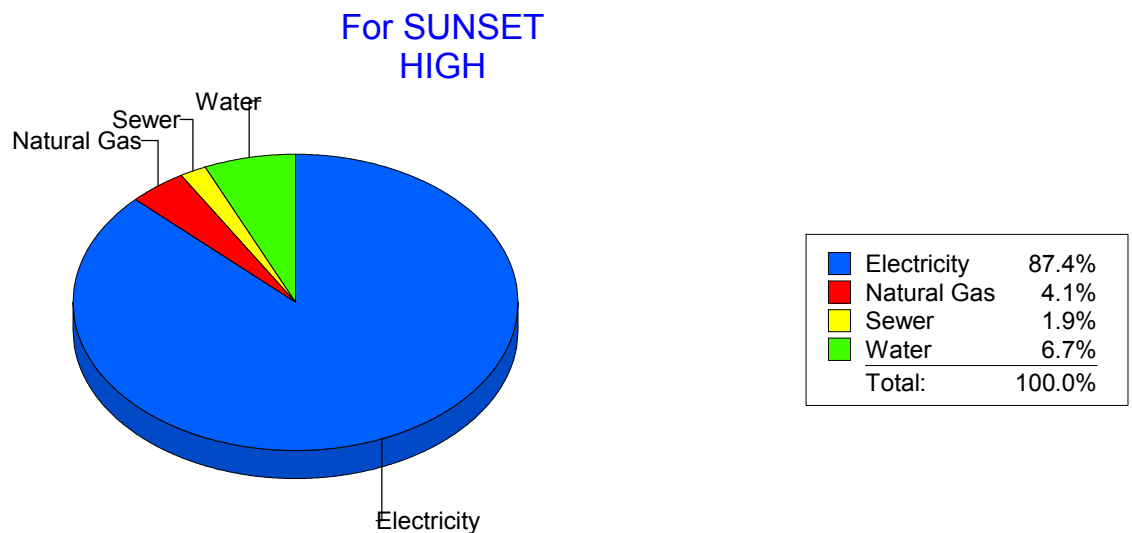
Energy CAP

Cost Avoidance Program

## Cost Summary Graph

Grouped by Energy Type

Energy Type	Use	Units	Meter Cost	Special Charges	Total Cost	Avg Unit Cost	% of Total Cost
Site: SUNSET HIGH - SUNSET HIGH							
Electricity	31,000	KWH	\$4,054.12	\$0.00	\$4,054.12	0.1308	87.35%
Natural Gas	256	CCF	\$188.80	\$0.00	\$188.80	0.7363	4.07%
Water	80	CCF	\$311.92	\$0.00	\$311.92	3.8990	6.72%
Sewer	19	CCF	\$86.37	\$0.00	\$86.37	4.5458	1.86%
Total Cost:			\$4,641.21	\$0.00	\$4,641.21		



Filters: Cost Center Name Not One Of DoNotReport; Billing Period Equal To 201005

# elpaso

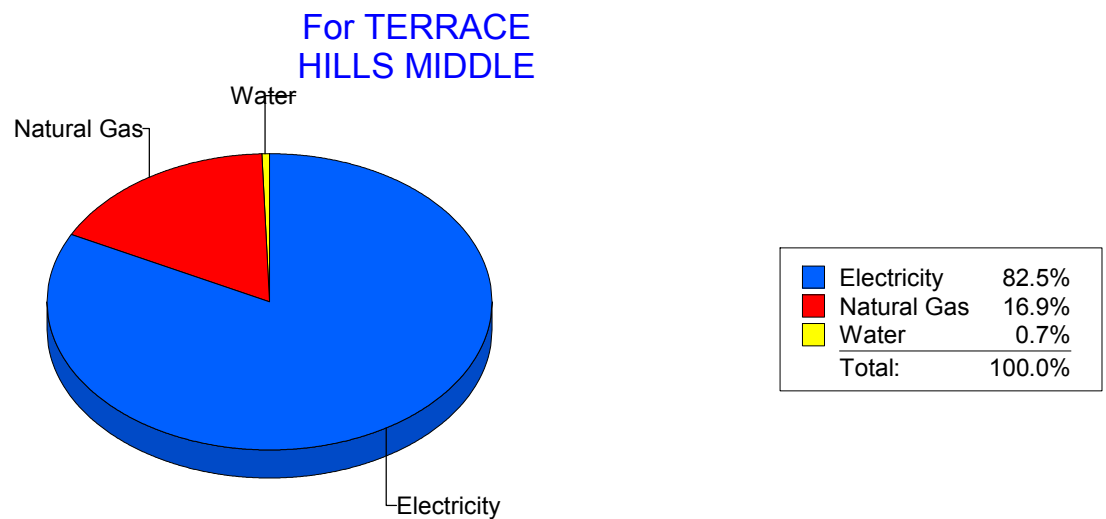
Energy CAP

Cost Avoidance Program

## Cost Summary Graph

Grouped by Energy Type

Energy Type	Use	Units	Meter Cost	Special Charges	Total Cost	Avg Unit Cost	% of Total Cost
Site: TERRACE HILLS MIDDLE - TERRACE HILLS MIDDLE							
Electricity	40,350	KWH	\$4,471.51	\$0.00	\$4,471.51	0.1108	82.47%
Natural Gas	1,355	CCF	\$913.87	\$0.00	\$913.87	0.6744	16.86%
Water	0	CCF	\$36.36	\$0.00	\$36.36	0.0000	0.67%
Total Cost:			\$5,421.74	\$0.00	\$5,421.74		



Filters: Cost Center Name Not One Of DoNotReport; Billing Period Equal To 201005

# elpaso

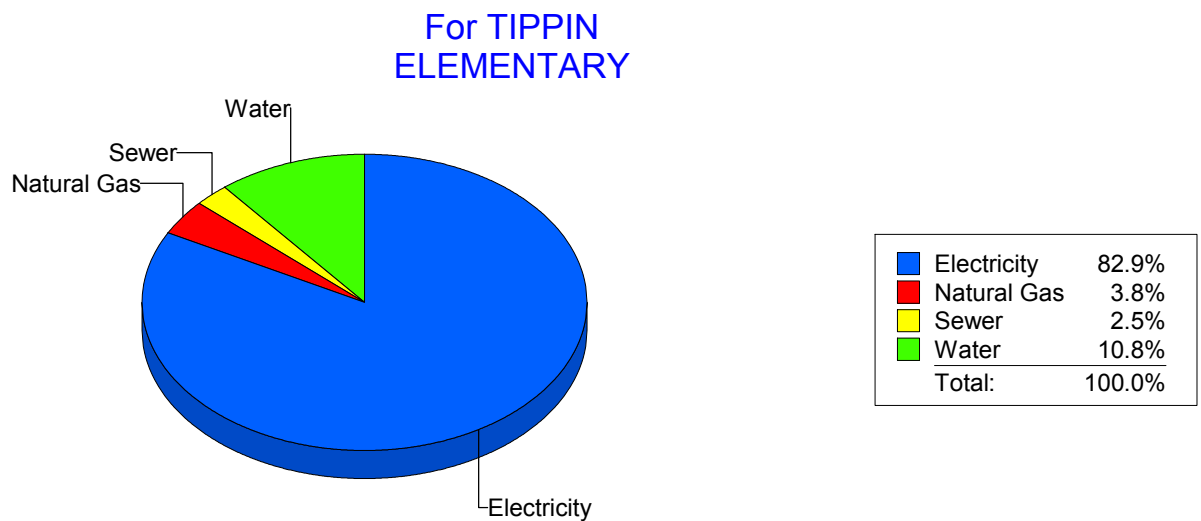
Energy CAP

Cost Avoidance Program

## Cost Summary Graph

Grouped by Energy Type

Energy Type	Use	Units	Meter Cost	Special Charges	Total Cost	Avg Unit Cost	% of Total Cost
Site: TIPPIN - TIPPIN ELEMENTARY							
Electricity	69,000	KWH	\$9,278.57	\$0.00	\$9,278.57	0.1345	82.90%
Natural Gas	626	CCF	\$426.65	\$0.00	\$426.65	0.6815	3.81%
Water	230	CCF	\$1,208.48	\$0.00	\$1,208.48	5.2543	10.80%
Sewer	111	CCF	\$278.58	\$0.00	\$278.58	2.5097	2.49%
Total Cost:			\$11,192.28	\$0.00	\$11,192.28		



Filters: Cost Center Name Not One Of DoNotReport; Billing Period Equal To 201005

# elpaso

Energy CAP

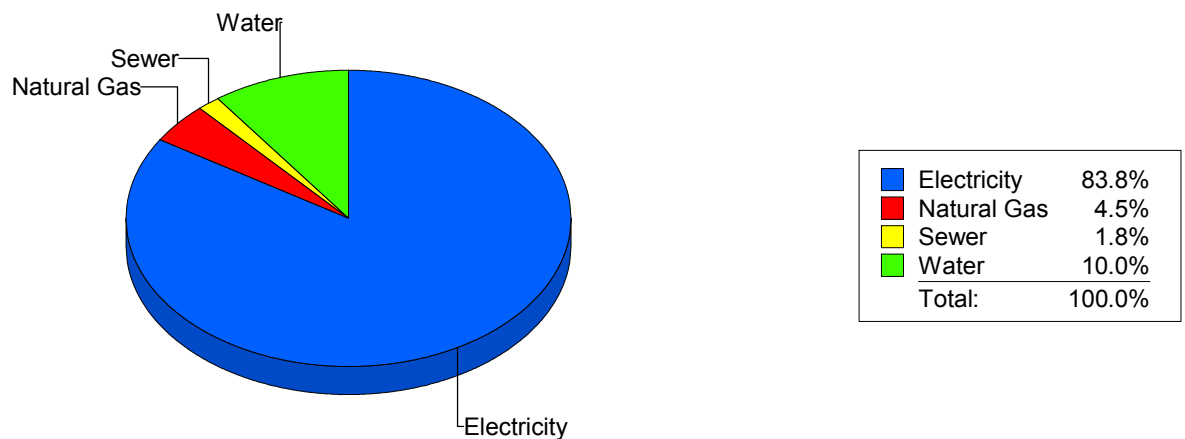
Cost Avoidance Program

## Cost Summary Graph

Grouped by Energy Type

Energy Type	Use	Units	Meter Cost	Special Charges	Total Cost	Avg Unit Cost	% of Total Cost
Site: TOMLEA - TOM LEA							
Electricity	77,760	KWH	\$10,476.38	\$0.00	\$10,476.38	0.1347	83.77%
Natural Gas	841	CCF	\$562.13	\$0.00	\$562.13	0.6684	4.49%
Water	367	CCF	\$1,248.80	\$0.00	\$1,248.80	3.4027	9.99%
Sewer	64	CCF	\$218.89	\$0.00	\$218.89	3.4202	1.75%
Total Cost:			\$12,506.20	\$0.00	\$12,506.20		

For TOM LEA



Filters: Cost Center Name Not One Of DoNotReport; Billing Period Equal To 201005

# elpaso

Energy CAP

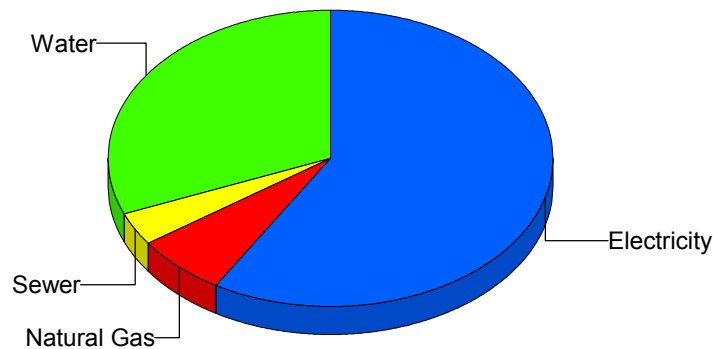
Cost Avoidance Program

## Cost Summary Graph

Grouped by Energy Type

Energy Type	Use	Units	Meter Cost	Special Charges	Total Cost	Avg Unit Cost	% of Total Cost
Site: TRAVIS ELEMENTARY SC - TRAVIS ELEMENTARY SC							
Electricity	30,562	KWH	\$3,846.16	\$0.00	\$3,846.16	0.1258	58.50%
Natural Gas	607	CCF	\$446.27	\$0.00	\$446.27	0.7352	6.79%
Water	569	CCF	\$2,046.17	\$0.00	\$2,046.17	3.5961	31.12%
Sewer	98	CCF	\$236.18	\$0.00	\$236.18	2.4100	3.59%
Total Cost:			\$6,574.78	\$0.00	\$6,574.78		

For TRAVIS  
ELEMENTARY  
SC



Electricity	58.5%
Natural Gas	6.8%
Sewer	3.6%
Water	31.1%
Total:	100.0%

Filters: Cost Center Name Not One Of DoNotReport; Billing Period Equal To 201005



# elpaso

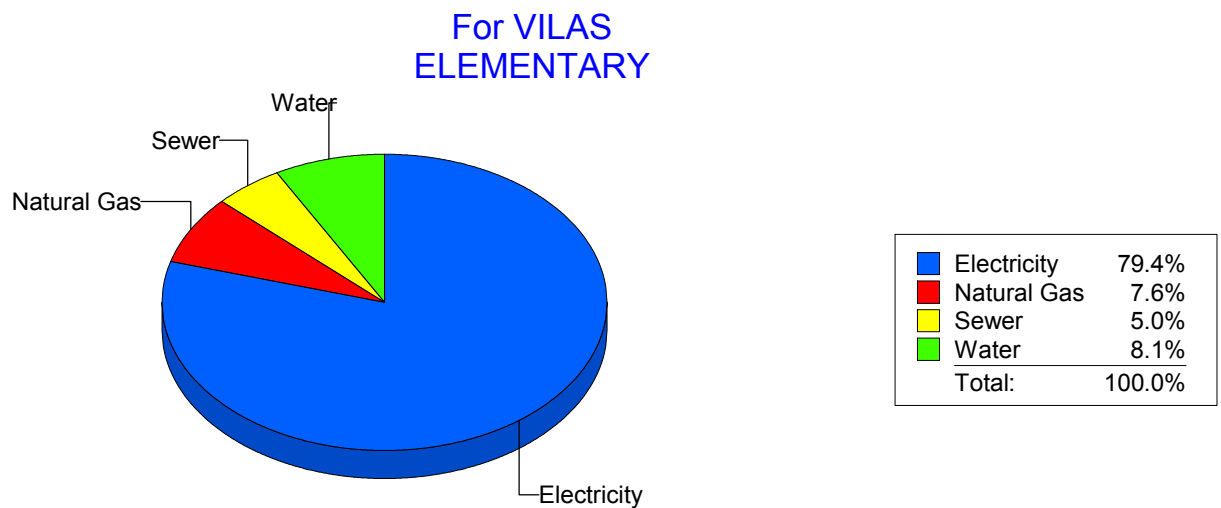
Energy CAP

Cost Avoidance Program

## Cost Summary Graph

Grouped by Energy Type

Energy Type	Use	Units	Meter Cost	Special Charges	Total Cost	Avg Unit Cost	% of Total Cost
Site: VILAS ELEMENTARY - VILAS ELEMENTARY							
Electricity	49,032	KWH	\$6,980.36	\$0.00	\$6,980.36	0.1424	79.37%
Natural Gas	849	CCF	\$666.20	\$0.00	\$666.20	0.7851	7.57%
Water	210	CCF	\$710.32	\$0.00	\$710.32	3.3825	8.08%
Sewer	141	CCF	\$438.14	\$0.00	\$438.14	3.1074	4.98%
Total Cost:			\$8,795.02	\$0.00	\$8,795.02		



Filters: Cost Center Name Not One Of DoNotReport; Billing Period Equal To 201005

# elpaso

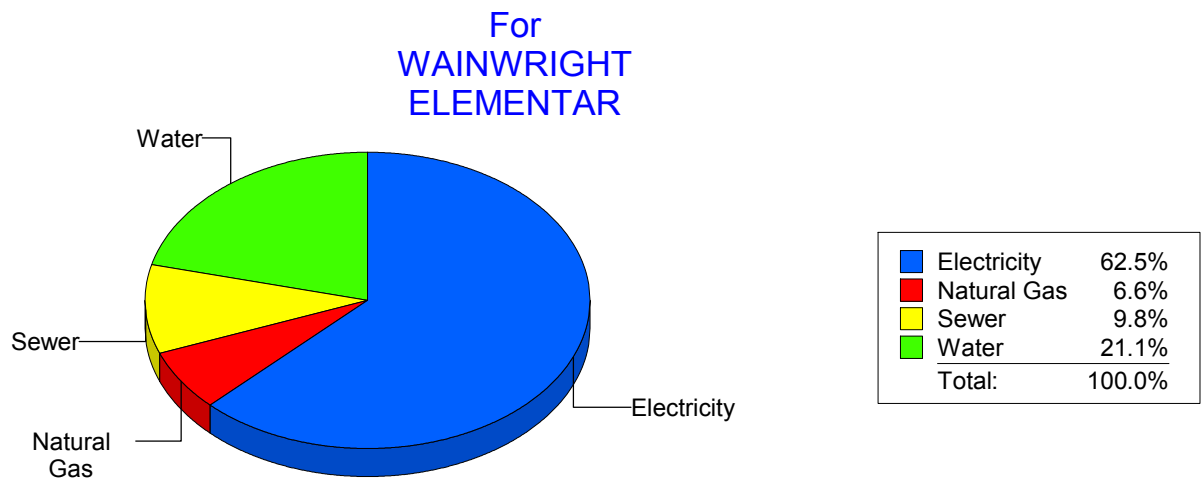
Energy CAP

Cost Avoidance Program

## Cost Summary Graph

Grouped by Energy Type

Energy Type	Use	Units	Meter Cost	Special Charges	Total Cost	Avg Unit Cost	% of Total Cost
Site: WAINWRIGHT ELEMENTAR - WAINWRIGHT ELEMENTAR							
Electricity	6,386	KWH	\$949.15	\$0.00	\$949.15	0.1486	62.50%
Natural Gas	0	CCF	\$100.14	\$0.00	\$100.14	0.0000	6.59%
Water	53	CCF	\$320.75	\$0.00	\$320.75	6.0519	21.12%
Sewer	11	CCF	\$148.56	\$0.00	\$148.56	13.5055	9.78%
Total Cost:			\$1,518.60	\$0.00	\$1,518.60		



Filters: Cost Center Name Not One Of DoNotReport; Billing Period Equal To 201005

# elpaso

Energy CAP

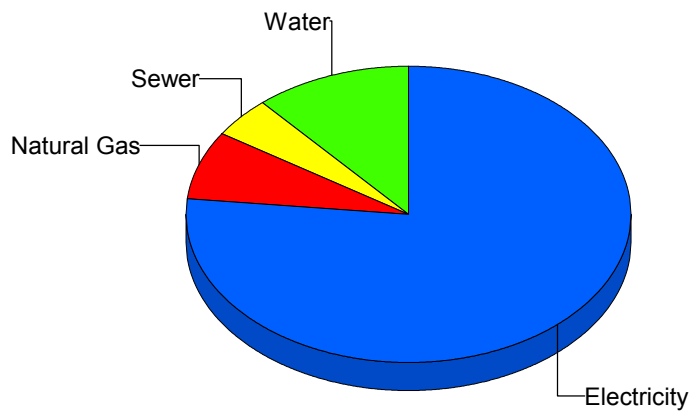
Cost Avoidance Program

## Cost Summary Graph

Grouped by Energy Type

Energy Type	Use	Units	Meter Cost	Special Charges	Total Cost	Avg Unit Cost	% of Total Cost
Site: WESTERN HILLS ELEMEN - WESTERN HILLS ELEMEN							
Electricity	64,080	KWH	\$8,061.79	\$0.00	\$8,061.79	0.1258	76.72%
Natural Gas	1,190	CCF	\$782.06	\$0.00	\$782.06	0.6572	7.44%
Water	430	CCF	\$1,183.03	\$0.00	\$1,183.03	2.7512	11.26%
Sewer	120	CCF	\$481.18	\$0.00	\$481.18	4.0098	4.58%
Total Cost:			\$10,508.06	\$0.00	\$10,508.06		

For WESTERN  
HILLS ELEMEN



Electricity	76.7%
Natural Gas	7.4%
Sewer	4.6%
Water	11.3%
Total:	100.0%

Filters: Cost Center Name Not One Of DoNotReport; Billing Period Equal To 201005

elpaso

Energy CAP

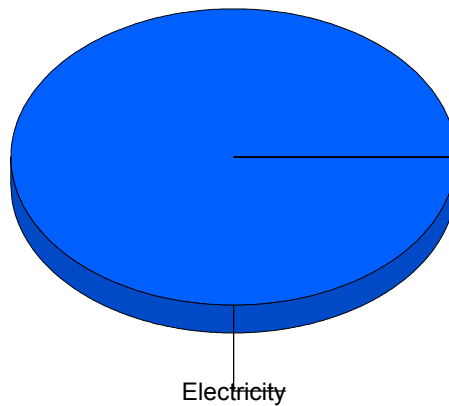
Cost Avoidance Program

## Cost Summary Graph

Grouped by Energy Type

Energy Type	Use	Units	Meter Cost	Special Charges	Total Cost	Avg Unit Cost	% of Total Cost
Site: WESTSIDE TRANSPORTAT - WESTSIDE TRANSPORTAT							
Electricity	3,801	KWH	\$634.79	\$0.00	\$634.79	0.1670	100.00%
Total Cost:			\$634.79	\$0.00	\$634.79		

For WESTSIDE  
TRANSPORTAT



■ Electricity	100.0%
Total:	100.0%

Filters: Cost Center Name Not One Of DoNotReport; Billing Period Equal To 201005

# elpaso

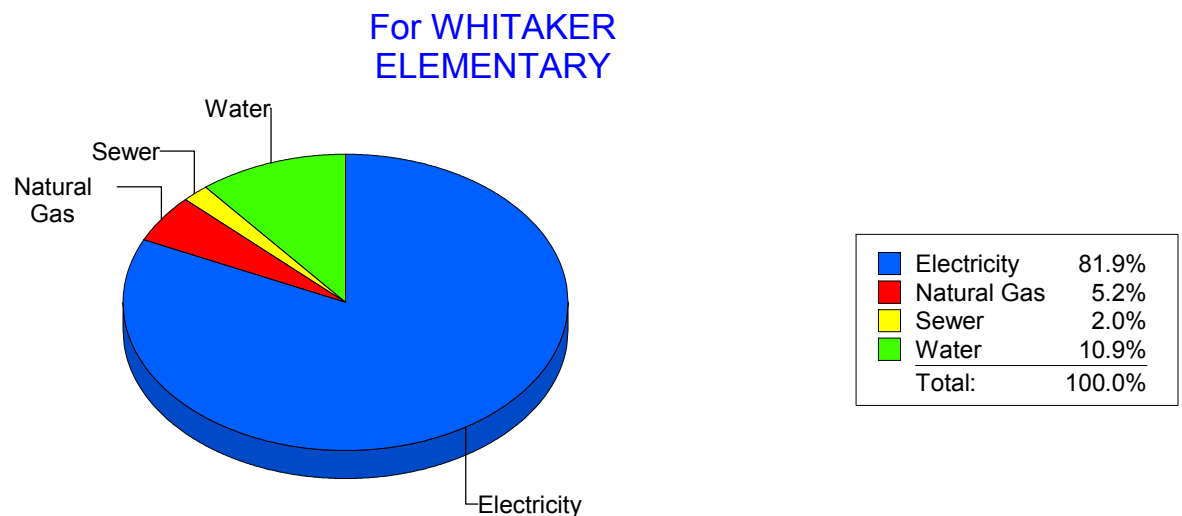
Energy CAP

Cost Avoidance Program

## Cost Summary Graph

Grouped by Energy Type

Energy Type	Use	Units	Meter Cost	Special Charges	Total Cost	Avg Unit Cost	% of Total Cost
Site: WHITAKER ELEMENTARY - WHITAKER ELEMENTARY							
Electricity	81,600	KWH	\$10,441.15	\$0.00	\$10,441.15	0.1280	81.88%
Natural Gas	1,004	CCF	\$664.86	\$0.00	\$664.86	0.6622	5.21%
Water	603	CCF	\$1,387.71	\$0.00	\$1,387.71	2.3013	10.88%
Sewer	95	CCF	\$258.26	\$0.00	\$258.26	2.7185	2.03%
Total Cost:			\$12,751.98	\$0.00	\$12,751.98		



Filters: Cost Center Name Not One Of DoNotReport; Billing Period Equal To 201005

**elpaso**

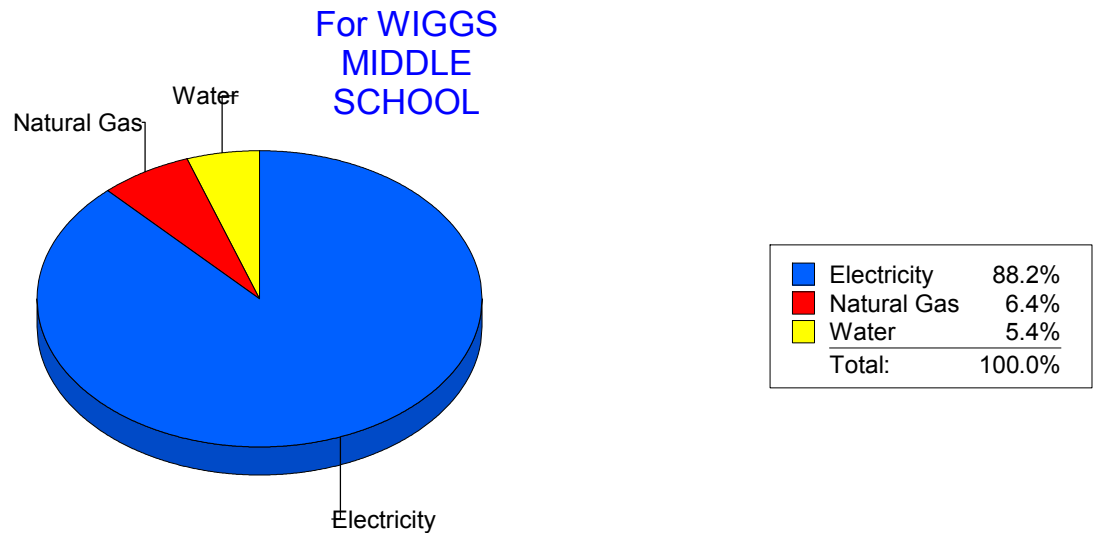
Energy CAP

Cost Avoidance Program

**Cost Summary Graph**

Grouped by Energy Type

Energy Type	Use	Units	Meter Cost	Special Charges	Total Cost	Avg Unit Cost	% of Total Cost
Site: WIGGS MIDDLE SCHOOL - WIGGS MIDDLE SCHOOL							
Electricity	62,940	KWH	\$7,267.64	\$0.00	\$7,267.64	0.1155	88.18%
Natural Gas	788	CCF	\$528.74	\$0.00	\$528.74	0.6710	6.42%
Water	136	CCF	\$445.08	\$0.00	\$445.08	3.2726	5.40%
Total Cost:			\$8,241.46	\$0.00	\$8,241.46		



Filters: Cost Center Name Not One Of DoNotReport; Billing Period Equal To 201005

# elpaso

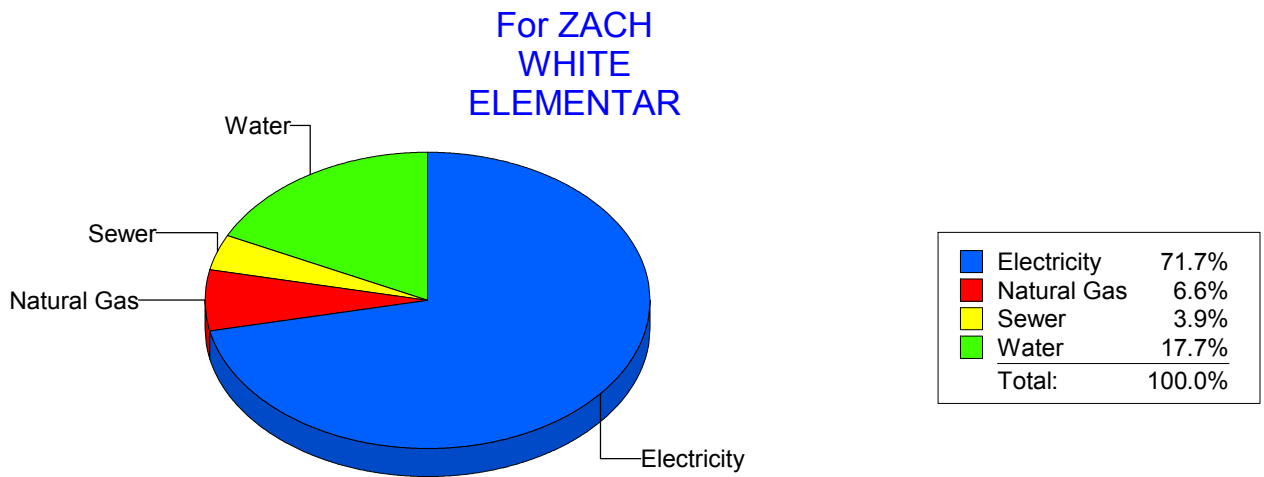
Energy CAP

Cost Avoidance Program

## Cost Summary Graph

Grouped by Energy Type

Energy Type	Use	Units	Meter Cost	Special Charges	Total Cost	Avg Unit Cost	% of Total Cost
Site: ZACH WHITE ELEMENTAR - ZACH WHITE ELEMENTAR							
Electricity	56,100	KWH	\$7,353.74	\$0.00	\$7,353.74	0.1311	71.73%
Natural Gas	973	CCF	\$678.70	\$0.00	\$678.70	0.6975	6.62%
Water	625	CCF	\$1,816.44	\$0.00	\$1,816.44	2.9063	17.72%
Sewer	111	CCF	\$403.06	\$0.00	\$403.06	3.6312	3.93%
Total Cost:			\$10,251.94	\$0.00	\$10,251.94		



Filters: Cost Center Name Not One Of DoNotReport; Billing Period Equal To 201005

# elpaso

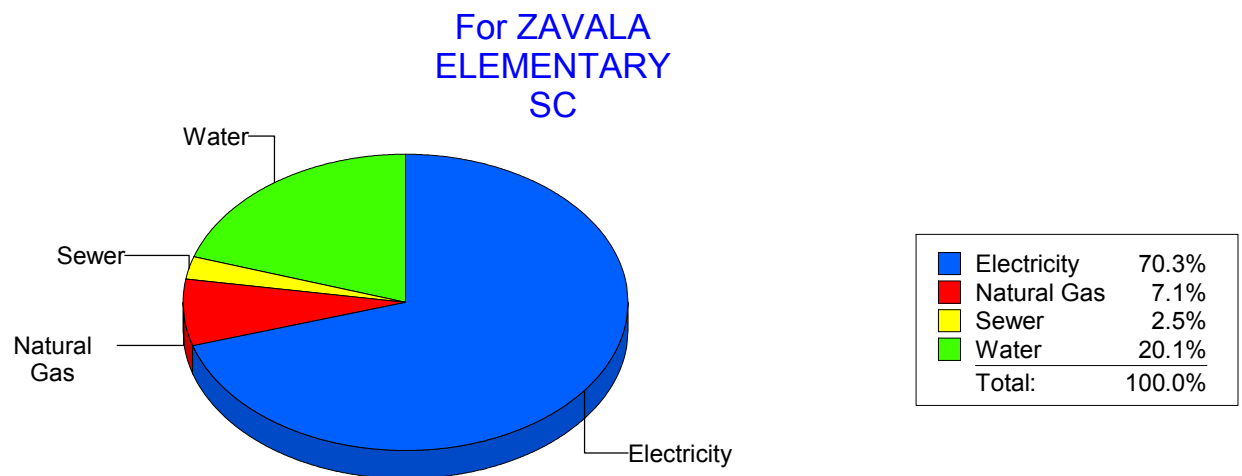
Energy CAP

Cost Avoidance Program

## Cost Summary Graph

Grouped by Energy Type

Energy Type	Use	Units	Meter Cost	Special Charges	Total Cost	Avg Unit Cost	% of Total Cost
Site: ZAVALA ELEMENTARY SC - ZAVALA ELEMENTARY SC							
Electricity	31,004	KWH	\$3,430.35	\$0.00	\$3,430.35	0.1106	70.28%
Natural Gas	502	CCF	\$348.51	\$0.00	\$348.51	0.6942	7.14%
Water	246	CCF	\$980.08	\$0.00	\$980.08	3.9841	20.08%
Sewer	47	CCF	\$121.93	\$0.00	\$121.93	2.5943	2.50%
Total Cost:			\$4,880.87	\$0.00	\$4,880.87		



Filters: Cost Center Name Not One Of DoNotReport; Billing Period Equal To 201005



# elpaso

Energy CAP

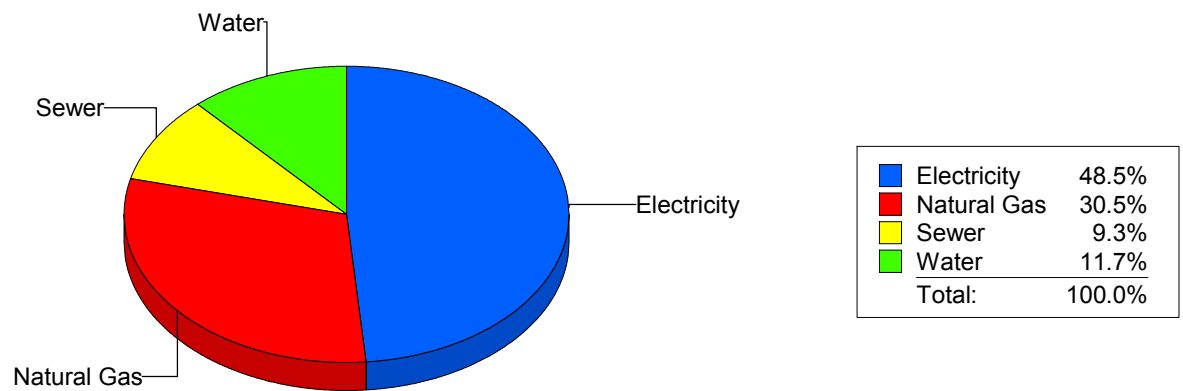
Cost Avoidance Program

## Cost Summary Graph

Grouped by Energy Type

Energy Type	Use	Units	Meter Cost	Special Charges	Total Cost	Avg Unit Cost	% of Total Cost
Site: ZUNI COTTAGES - ZUNI COTTAGES							
Electricity		588 KWH	\$118.79	\$0.00	\$118.79	0.2020	48.48%
Natural Gas		15 CCF	\$74.81	\$0.00	\$74.81	4.9873	30.53%
Water		5 CCF	\$28.65	\$0.00	\$28.65	5.7300	11.69%
Sewer		2 CCF	\$22.76	\$0.00	\$22.76	11.3800	9.29%
Total Cost:			\$245.01	\$0.00	\$245.01		

### For ZUNI COTTAGES



Filters: Cost Center Name Not One Of DoNotReport; Billing Period Equal To 201005

# el Paso

Energy CAP

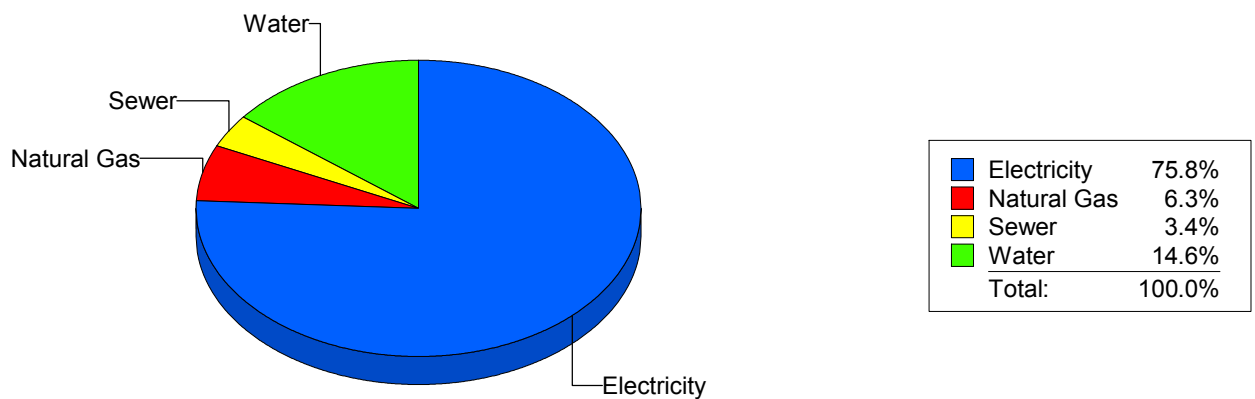
Cost Avoidance Program

## Cost Summary Graph

Grouped by Energy Type

Energy Type	Use	Units	Meter Cost	Special Charges	Total Cost	Avg Unit Cost	% of Total Cost
<b>All Sites</b>							
Electricity	7,080,953	KWH	\$821,316.29	\$0.00	\$821,316.29	0.1160	75.76%
Natural Gas	99,418	CCF	\$68,198.69	\$0.00	\$68,198.69	0.6860	6.29%
Water	55,776	CCF	\$157,985.54	\$0.00	\$157,985.54	2.8325	14.57%
Sewer	16,236	CCF	\$36,598.02	\$0.00	\$36,598.02	2.2541	3.38%
<b>Total Cost:</b>			<b>\$1,084,098.54</b>	<b>\$0.00</b>	<b>\$1,084,098.54</b>		

For All Sites



Filters: Cost Center Name Not One Of DoNotReport; Billing Period Equal To 201005