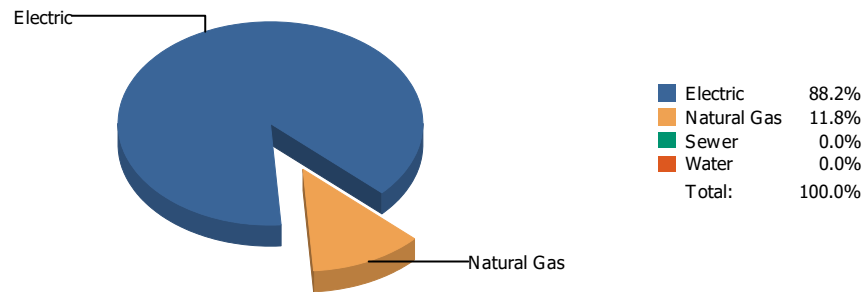
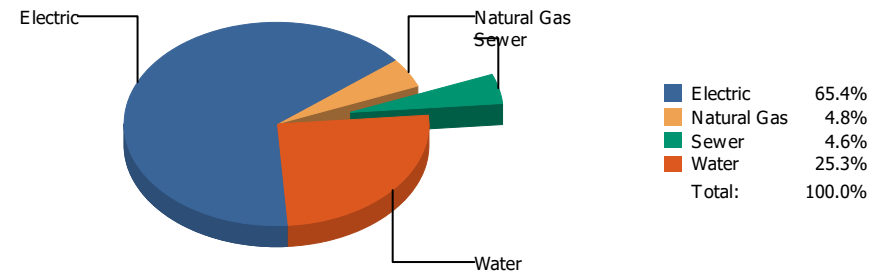


## Energy



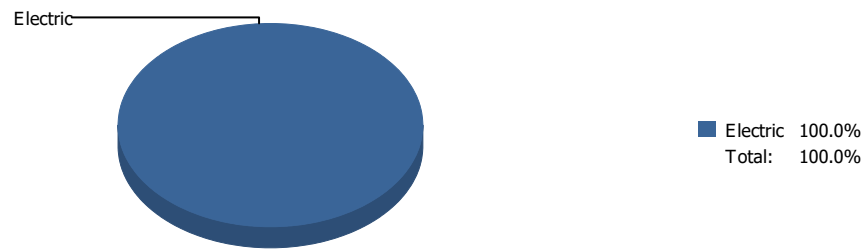
## Cost



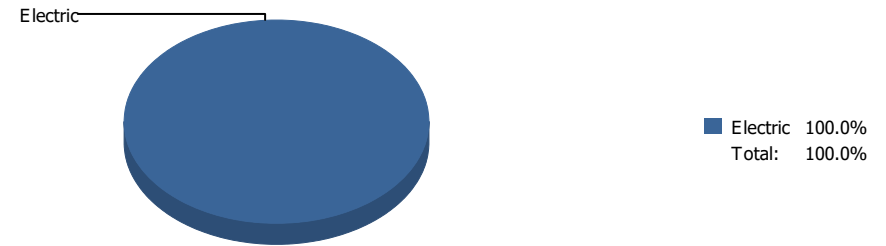
Commodity	Common Use	Energy Use	Energy Use / Area	Total Cost	Cost / Unit	Cost / Area
<b>Place Summary Report</b>						
<b>Area: 10,132,541 SqFt</b>						
<b>Billing Period: Jun 2022</b>						
ELECTRIC	5,656,637.00 kWh	19,300,445 KBtu	1.824 KBtu/SqFt	\$933,454.53	\$0.165 /kWh	\$0.088 /SqFt
NATURALGAS	25,181.00 CCF	2,593,643 KBtu	0.252 KBtu/SqFt	\$67,889.97	\$2.696 /CCF	\$0.007 /SqFt
SEWER	12,602.00 CCF			\$66,232.19	\$5.256 /CCF	\$0.006 /SqFt
WATER	69,560.00 CCF			\$360,713.58	\$5.186 /CCF	\$0.034 /SqFt
<b>Totals:</b>		<b>21,894,088 KBtu</b>	<b>2.075 KBtu/SqFt</b>	<b>\$1,428,290.27</b>		

\* Please note per area calculations only include buildings with a floor area greater than 0.

### Energy



### Cost



Commodity	Common Use	Energy Use	Energy Use / Area	Total Cost	Cost / Unit	Cost / Area
<b>Place: [ALAMO] ALAMO 101 [BUILDING]</b> <b>Area: 58,978 SqFt</b> <b>Billing Period: Jun 2022</b>						
ELECTRIC	3,600.00 kWh	12,283 KBtu	0.208 KBtu/SqFt	\$460.23	\$0.128 /kWh	\$0.008 /SqFt
<b>Totals:</b>		<b>12,283 KBtu</b>	<b>0.208 KBtu/SqFt</b>	<b>\$460.23</b>		

## Energy

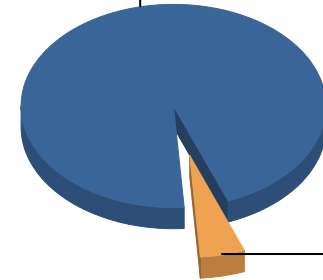
Electric



■ Electric 100.0%  
 ■ Water 0.0%  
 Total: 100.0%

## Cost

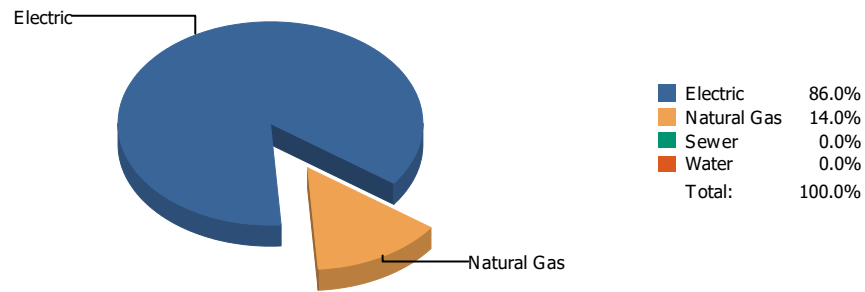
Electric



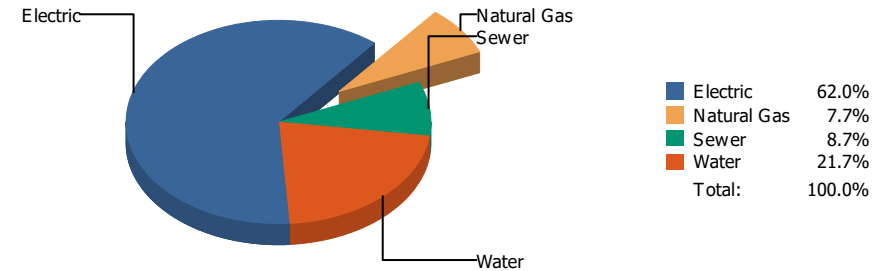
■ Electric 95.4%  
 ■ Water 4.6%  
 Total: 100.0%

Commodity	Common Use	Energy Use	Energy Use / Area	Total Cost	Cost / Unit	Cost / Area
Place: [ALTA] ALTA VISTA 102 [BUILDING]						
Area: 68,463 SqFt						
Billing Period: Jun 2022						
ELECTRIC	5,550.00 kWh	18,937 KBtu	0.277 KBtu/SqFt	\$592.86	\$0.107 /kWh	\$0.009 /SqFt
WATER	0.00 CCF			\$28.61	\$0.000 /CCF	\$0.000 /SqFt
<b>Totals:</b>		<b>18,937 KBtu</b>	<b>0.277 KBtu/SqFt</b>	<b>\$621.47</b>		

## Energy

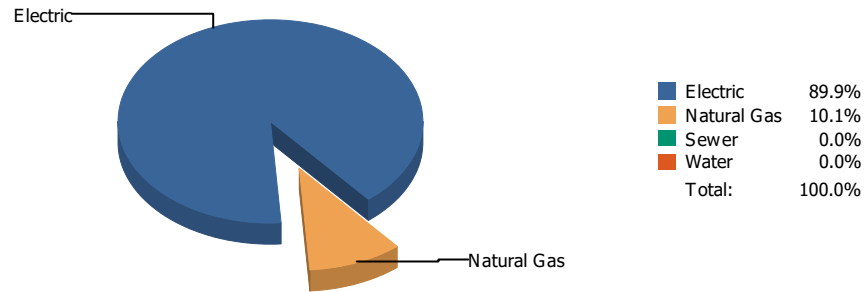


## Cost

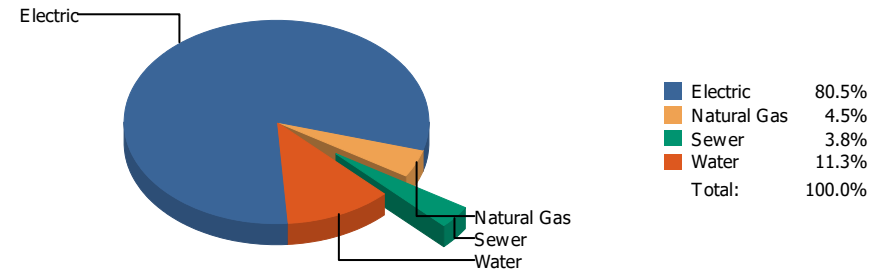


Commodity	Common Use	Energy Use	Energy Use / Area	Total Cost	Cost / Unit	Cost / Area
Place: [ADDRESS] ADDRESS 001 [BUILDING]						
Area: 266,968 SqFt						
Billing Period: Jun 2022						
ELECTRIC	132,666.00 kWh	452,656 KBtu	1.696 KBtu/SqFt	\$24,435.85	\$0.184 /kWh	\$0.091 /SqFt
NATURALGAS	716.00 CCF	73,748 KBtu	0.276 KBtu/SqFt	\$3,042.06	\$4.249 /CCF	\$0.011 /SqFt
SEWER	933.00 CCF			\$3,422.77	\$3.669 /CCF	\$0.013 /SqFt
WATER	1,982.00 CCF			\$8,543.44	\$4.311 /CCF	\$0.032 /SqFt
<b>Totals:</b>		<b>526,404 KBtu</b>	<b>1.972 KBtu/SqFt</b>	<b>\$39,444.12</b>		

## Energy

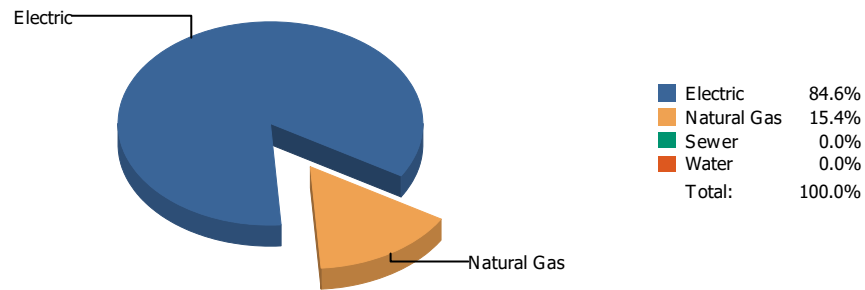


## Cost

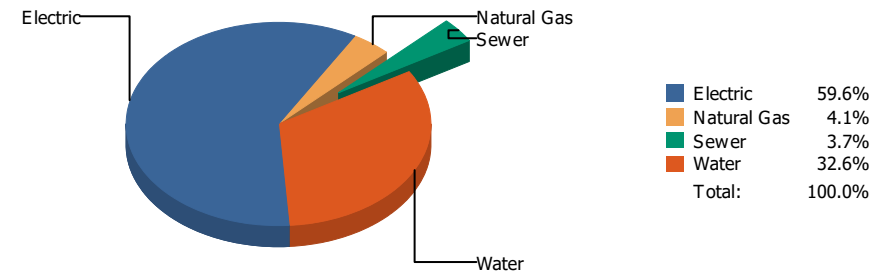


Commodity	Common Use	Energy Use	Energy Use / Area	Total Cost	Cost / Unit	Cost / Area
<b>Place: [AOY] AOY 103 [BUILDING]</b> <b>Area: 105,486 SqFt</b> <b>Billing Period: Jun 2022</b>						
ELECTRIC	72,140.00 kWh	246,142 KBtu	2.333 KBtu/SqFt	\$13,005.68	\$0.180 /kWh	\$0.123 /SqFt
NATURALGAS	269.00 CCF	27,707 KBtu	0.263 KBtu/SqFt	\$725.79	\$2.698 /CCF	\$0.007 /SqFt
SEWER	39.00 CCF			\$609.06	\$15.617 /CCF	\$0.006 /SqFt
WATER	210.00 CCF			\$1,818.12	\$8.658 /CCF	\$0.017 /SqFt
<b>Totals:</b>		<b>273,849 KBtu</b>	<b>2.596 KBtu/SqFt</b>	<b>\$16,158.65</b>		

## Energy

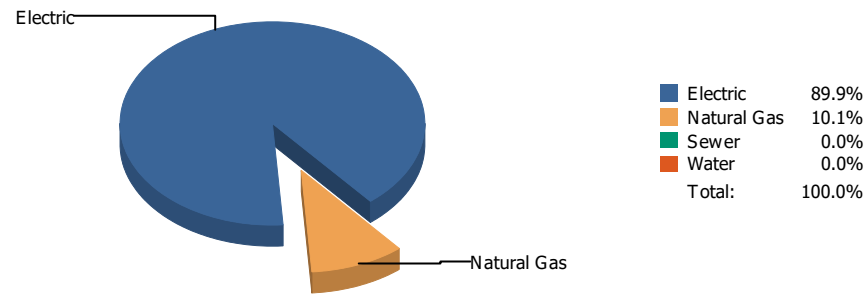


## Cost

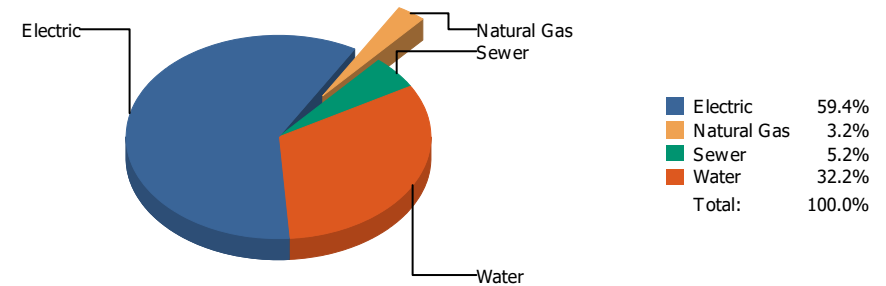


Commodity	Common Use	Energy Use	Energy Use / Area	Total Cost	Cost / Unit	Cost / Area
<b>Place: [ARMENDARIZ_1] ARMENDARIZ MIDDLE SCHOOL [BUILDING]</b>						
<b>Area: 133,779 SqFt</b>						
<b>Billing Period: Jun 2022</b>						
ELECTRIC	74,500.00 kWh	254,194 KBtu	1.900 KBtu/SqFt	\$10,886.10	\$0.146 /kWh	\$0.081 /SqFt
NATURALGAS	448.00 CCF	46,144 KBtu	0.345 KBtu/SqFt	\$754.83	\$1.685 /CCF	\$0.006 /SqFt
SEWER	106.00 CCF			\$679.00	\$6.406 /CCF	\$0.005 /SqFt
WATER	1,333.00 CCF			\$5,953.11	\$4.466 /CCF	\$0.044 /SqFt
<b>Totals:</b>		<b>300,338 KBtu</b>	<b>2.245 KBtu/SqFt</b>	<b>\$18,273.04</b>		

## Energy

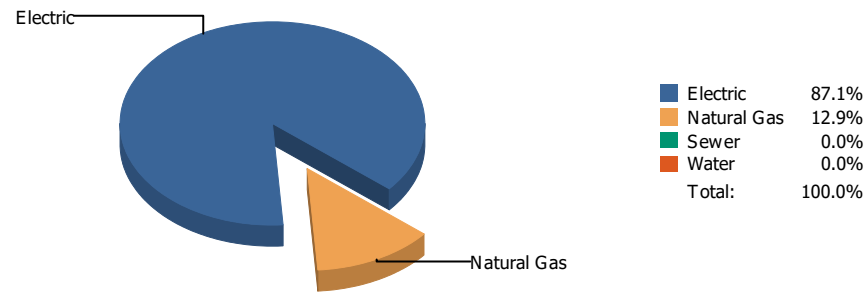


## Cost

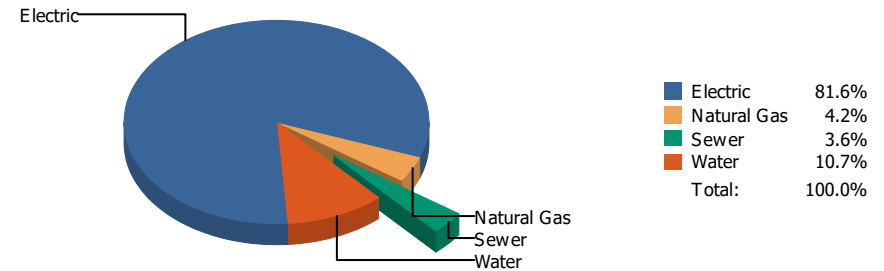


Commodity	Common Use	Energy Use	Energy Use / Area	Total Cost	Cost / Unit	Cost / Area
Place: [AUSTIN] AUSTIN      002 [BUILDING]						
Area: 269,216 SqFt						
Billing Period: Jun 2022						
ELECTRIC	144,203.00 kWh	492,021 KBtu	1.828 KBtu/SqFt	\$23,615.06	\$0.164 /kWh	\$0.087 /SqFt
NATURALGAS	538.00 CCF	55,414 KBtu	0.206 KBtu/SqFt	\$1,256.84	\$2.336 /CCF	\$0.005 /SqFt
SEWER	348.00 CCF			\$2,062.40	\$5.926 /CCF	\$0.008 /SqFt
WATER	1,925.00 CCF			\$12,820.36	\$6.660 /CCF	\$0.047 /SqFt
<b>Totals:</b>		<b>547,435 KBtu</b>	<b>2.033 KBtu/SqFt</b>	<b>\$39,754.66</b>		

## Energy



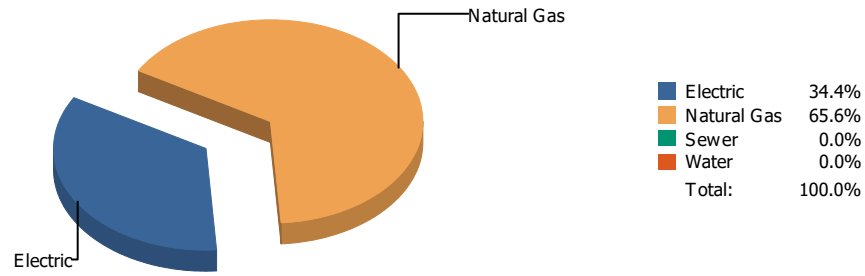
## Cost



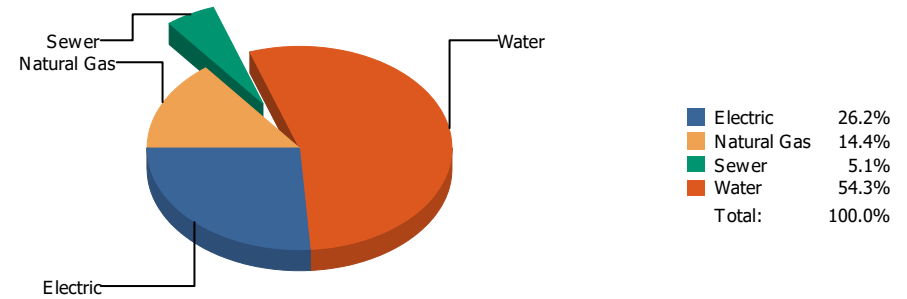
Commodity	Common Use	Energy Use	Energy Use / Area	Total Cost	Cost / Unit	Cost / Area
<b>Place: [BARRON ELEMENTARY] Barron Elementary 165 [BUILDING]</b>						
<b>Area: 87,818 SqFt</b>						
<b>Billing Period: Jun 2022</b>						
ELECTRIC	74,425.00 kWh	253,938 KBtu	2.892 KBtu/SqFt	\$12,758.63	\$0.171 /kWh	\$0.145 /SqFt
NATURALGAS	365.00 CCF	37,595 KBtu	0.428 KBtu/SqFt	\$651.06	\$1.784 /CCF	\$0.007 /SqFt
SEWER	39.00 CCF			\$557.70	\$14.300 /CCF	\$0.006 /SqFt
WATER	291.00 CCF			\$1,671.31	\$5.743 /CCF	\$0.019 /SqFt
<b>Totals:</b>		<b>291,533 KBtu</b>	<b>3.320 KBtu/SqFt</b>	<b>\$15,638.70</b>		



## Energy



## Cost



Commodity	Common Use	Energy Use	Energy Use / Area	Total Cost	Cost / Unit	Cost / Area
Place: [BASSETT] BASSETT 049 [BUILDING]						
Area: 174,250 SqFt						
Billing Period: Jun 2022						
ELECTRIC	50,400.00 kWh	171,965 KBtu	0.987 KBtu/SqFt	\$7,859.55	\$0.156 /kWh	\$0.045 /SqFt
NATURALGAS	3,189.00 CCF	328,467 KBtu	1.885 KBtu/SqFt	\$4,318.41	\$1.354 /CCF	\$0.025 /SqFt
SEWER	508.00 CCF			\$1,534.40	\$3.020 /CCF	\$0.009 /SqFt
WATER	2,758.00 CCF			\$16,280.18	\$5.903 /CCF	\$0.093 /SqFt
<b>Totals:</b>		<b>500,432 KBtu</b>	<b>2.872 KBtu/SqFt</b>	<b>\$29,992.54</b>		

## Energy

Electric



■ Electric 100.0%  
Total: 100.0%

## Cost

Electric



■ Electric 100.0%  
Total: 100.0%

Commodity	Common Use	Energy Use	Energy Use / Area	Total Cost	Cost / Unit	Cost / Area
<b>Place: [BEALL] BEALL      104 [BUILDING]</b> <b>Area: 74,454 SqFt</b> <b>Billing Period: Jun 2022</b>						
ELECTRIC	1,559.00 kWh	5,319 KBtu	0.071 KBtu/SqFt	\$243.06	\$0.156 /kWh	\$0.003 /SqFt
<b>Totals:</b>		<b>5,319 KBtu</b>	<b>0.071 KBtu/SqFt</b>	<b>\$243.06</b>		

## Energy

Electric



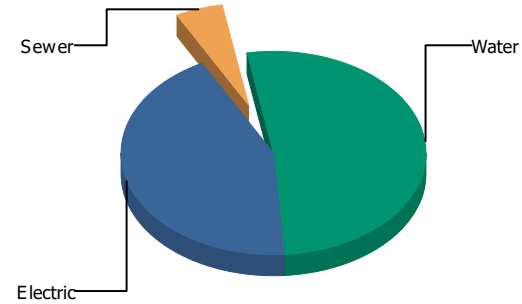
Electric 100.0%  
Sewer 0.0%  
Water 0.0%  
Total: 100.0%

## Cost

Sewer

Water

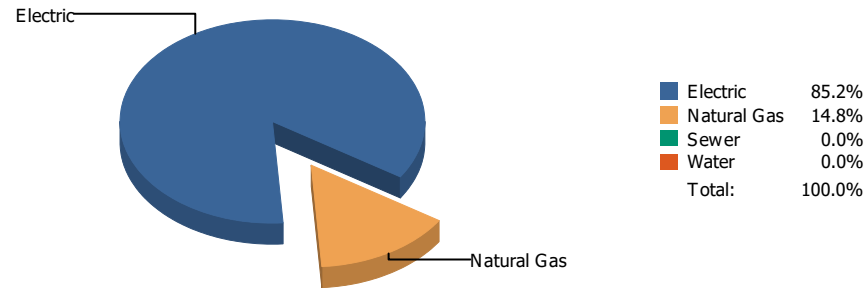
Electric



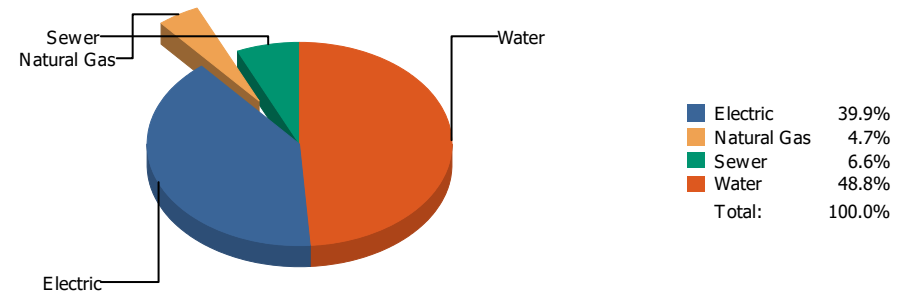
Electric 43.2%  
Sewer 5.1%  
Water 51.6%  
Total: 100.0%

Commodity	Common Use	Energy Use	Energy Use / Area	Total Cost	Cost / Unit	Cost / Area
Place: [BLISS] BLISS 105 [BUILDING]						
Area: 78,820 SqFt						
Billing Period: Jun 2022						
ELECTRIC	20,509.00 kWh	69,977 KBtu	0.888 KBtu/SqFt	\$4,233.16	\$0.206 /kWh	\$0.054 /SqFt
SEWER	94.00 CCF			\$503.54	\$5.357 /CCF	\$0.006 /SqFt
WATER	685.00 CCF			\$5,057.07	\$7.383 /CCF	\$0.064 /SqFt
<b>Totals:</b>		<b>69,977 KBtu</b>	<b>0.888 KBtu/SqFt</b>	<b>\$9,793.77</b>		

## Energy



## Cost



Commodity	Common Use	Energy Use	Energy Use / Area	Total Cost	Cost / Unit	Cost / Area
<b>Place: [BOBBY_JOE_HILL] BOBBY JOE HILL 059 [BUILDING]</b>						
<b>Area: 0 SqFt</b>						
<b>Billing Period: Jun 2022</b>						
ELECTRIC	32,759.00 kWh	111,774 KBtu		\$5,894.50	\$0.180 /kWh	
NATURALGAS	188.00 CCF	19,364 KBtu		\$689.07	\$3.665 /CCF	
SEWER	118.00 CCF			\$978.36	\$8.291 /CCF	
WATER	1,955.00 CCF			\$7,221.17	\$3.694 /CCF	
<b>Totals:</b>		<b>131,138 KBtu</b>		<b>\$14,783.10</b>		

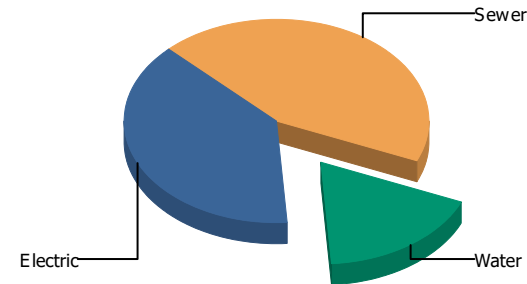
## Energy

Electric



Electric 100.0%  
 Sewer 0.0%  
 Water 0.0%  
 Total: 100.0%

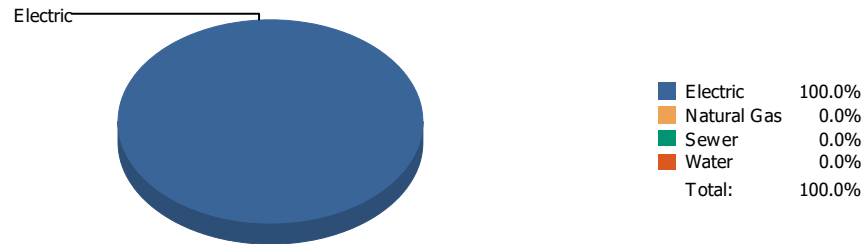
## Cost



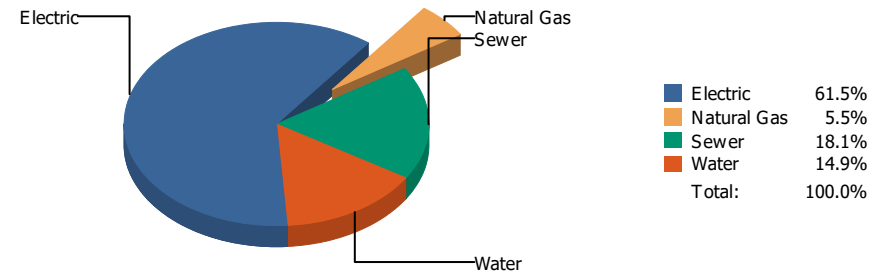
Electric 38.7%  
 Sewer 43.7%  
 Water 17.6%  
 Total: 100.0%

Commodity	Common Use	Energy Use	Energy Use / Area	Total Cost	Cost / Unit	Cost / Area
Place: [BOND_2] BOND 160 [BUILDING]						
Area: 89,988 SqFt						
Billing Period: Jun 2022						
ELECTRIC	3,768.00 kWh	12,856 KBtu	0.143 KBtu/SqFt	\$563.39	\$0.150 /kWh	\$0.006 /SqFt
SEWER	98.00 CCF			\$635.42	\$6.484 /CCF	\$0.007 /SqFt
WATER	11.00 CCF			\$255.52	\$23.229 /CCF	\$0.003 /SqFt
<b>Totals:</b>		<b>12,856 KBtu</b>	<b>0.143 KBtu/SqFt</b>	<b>\$1,454.33</b>		

## Energy

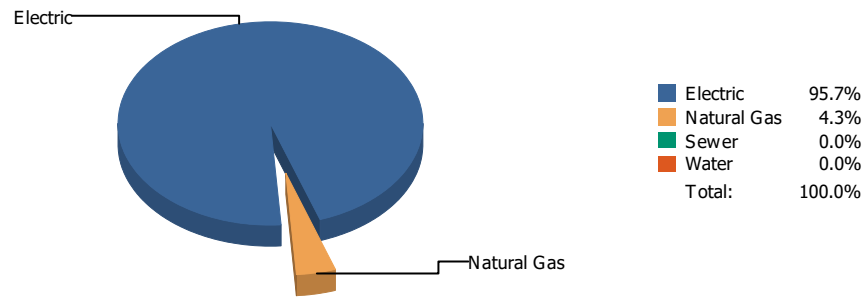


## Cost

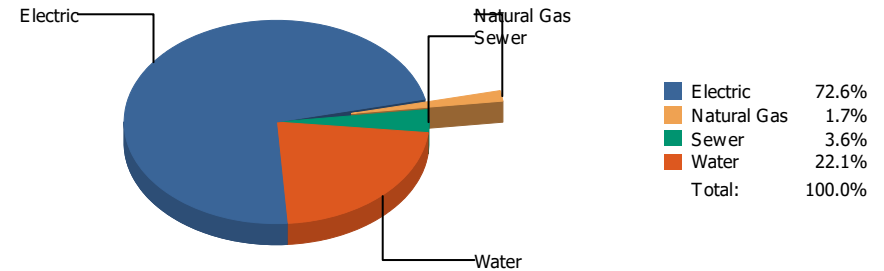


Commodity	Common Use	Energy Use	Energy Use / Area	Total Cost	Cost / Unit	Cost / Area
Place: [BONHAM] BONHAM 106 [BUILDING]						
Area: 53,522 SqFt						
Billing Period: Jun 2022						
ELECTRIC	12,933.00 kWh	44,127 KBtu	0.824 KBtu/SqFt	\$2,192.11	\$0.169 /kWh	\$0.041 /SqFt
NATURALGAS	0.00 CCF	0 KBtu	0.000 KBtu/SqFt	\$194.75	\$0.000 /CCF	\$0.004 /SqFt
SEWER	172.00 CCF			\$647.09	\$3.762 /CCF	\$0.012 /SqFt
WATER	144.00 CCF			\$531.68	\$3.692 /CCF	\$0.010 /SqFt
<b>Totals:</b>		<b>44,127 KBtu</b>	<b>0.824 KBtu/SqFt</b>	<b>\$3,565.63</b>		

## Energy

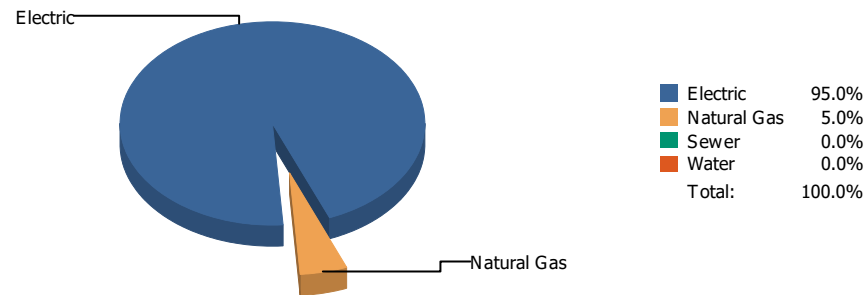


## Cost

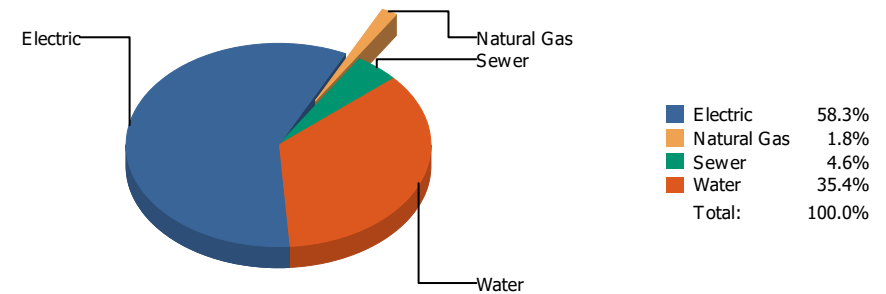


Commodity	Common Use	Energy Use	Energy Use / Area	Total Cost	Cost / Unit	Cost / Area
<b>Place: [BOWIE] BOWIE 003 [BUILDING]</b> <b>Area: 282,931 SqFt</b> <b>Billing Period: Jun 2022</b>						
ELECTRIC	253,097.00 kWh	863,567 KBtu	3.052 KBtu/SqFt	\$35,524.59	\$0.140 /kWh	\$0.125 /SqFt
NATURALGAS	373.00 CCF	38,419 KBtu	0.136 KBtu/SqFt	\$855.82	\$2.294 /CCF	\$0.003 /SqFt
SEWER	377.00 CCF			\$1,745.19	\$4.629 /CCF	\$0.006 /SqFt
WATER	3,596.00 CCF			\$10,836.57	\$3.014 /CCF	\$0.038 /SqFt
<b>Totals:</b>		<b>901,986 KBtu</b>	<b>3.188 KBtu/SqFt</b>	<b>\$48,962.17</b>		

## Energy



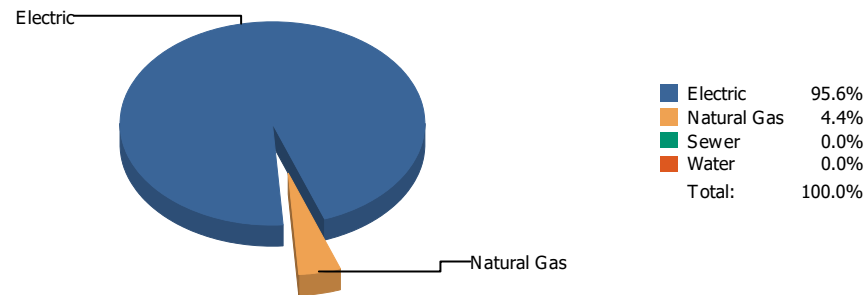
## Cost



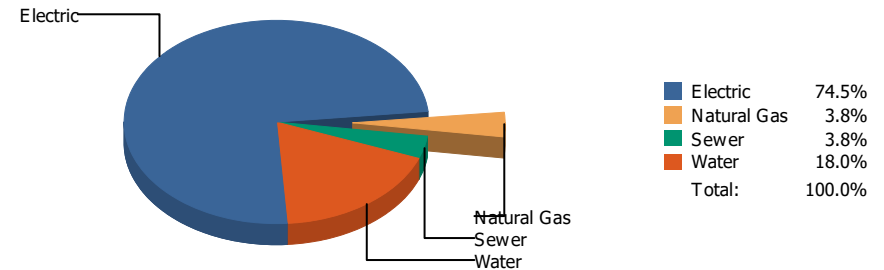
Commodity	Common Use	Energy Use	Energy Use / Area	Total Cost	Cost / Unit	Cost / Area
<b>Place: [BROWN] BROWN MIDDLE SCHOOL 056 [BUILDING]</b>						
<b>Area: 173,263 SqFt</b>						
<b>Billing Period: Jun 2022</b>						
ELECTRIC	96,000.00 kWh	327,552 KBtu	1.890 KBtu/SqFt	\$13,396.26	\$0.140 /kWh	\$0.077 /SqFt
NATURALGAS	167.00 CCF	17,201 KBtu	0.099 KBtu/SqFt	\$403.54	\$2.416 /CCF	\$0.002 /SqFt
SEWER	254.00 CCF			\$1,047.52	\$4.124 /CCF	\$0.006 /SqFt
WATER	1,247.00 CCF			\$8,130.58	\$6.520 /CCF	\$0.047 /SqFt
<b>Totals:</b>		<b>344,753 KBtu</b>	<b>1.990 KBtu/SqFt</b>	<b>\$22,977.90</b>		



## Energy



## Cost



Commodity	Common Use	Energy Use	Energy Use / Area	Total Cost	Cost / Unit	Cost / Area
Place: [BURGES] BURGES 004 [BUILDING]						
Area: 241,219 SqFt						
Billing Period: Jun 2022						
ELECTRIC	154,058.00 kWh	525,646 KBtu	2.179 KBtu/SqFt	\$28,935.91	\$0.188 /kWh	\$0.120 /SqFt
NATURALGAS	236.00 CCF	24,308 KBtu	0.101 KBtu/SqFt	\$1,464.03	\$6.204 /CCF	\$0.006 /SqFt
SEWER	187.00 CCF			\$1,474.87	\$7.887 /CCF	\$0.006 /SqFt
WATER	1,079.00 CCF			\$6,975.93	\$6.465 /CCF	\$0.029 /SqFt
<b>Totals:</b>		<b>549,954 KBtu</b>	<b>2.280 KBtu/SqFt</b>	<b>\$38,850.74</b>		

## Energy

Electric



■ Electric 100.0%  
Total: 100.0%

## Cost

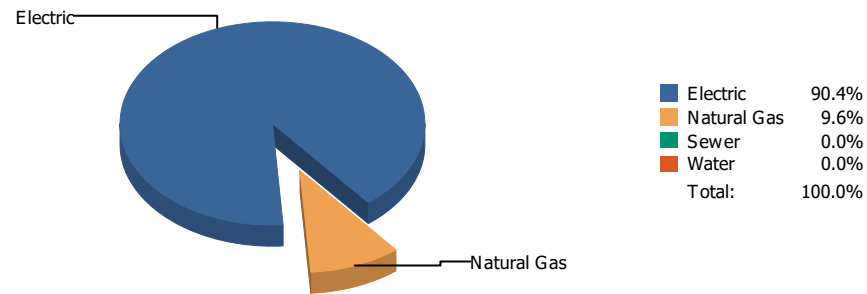
Electric



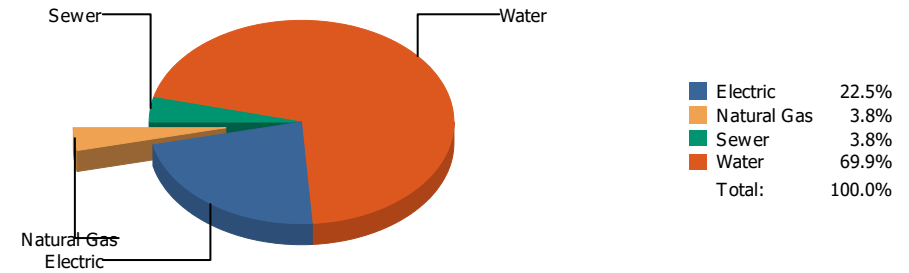
■ Electric 100.0%  
Total: 100.0%

Commodity	Common Use	Energy Use	Energy Use / Area	Total Cost	Cost / Unit	Cost / Area
Place: [BURLESON] BURLESON 107 [BUILDING]						
Area: 73,772 SqFt						
Billing Period: Jun 2022						
ELECTRIC	1,659.00 kWh	5,661 KBtu	0.077 KBtu/SqFt	\$268.08	\$0.162 /kWh	\$0.004 /SqFt
<b>Totals:</b>		<b>5,661 KBtu</b>	<b>0.077 KBtu/SqFt</b>	<b>\$268.08</b>		

## Energy

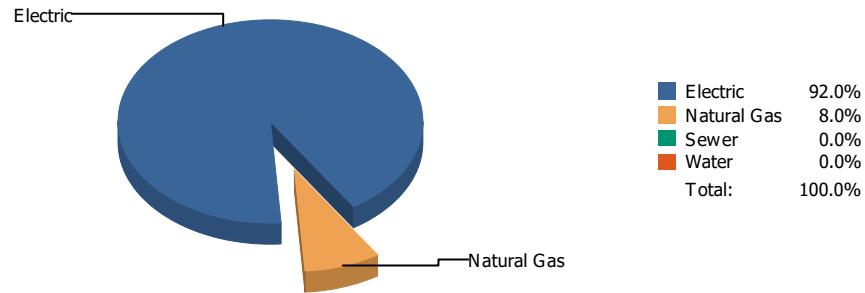


## Cost

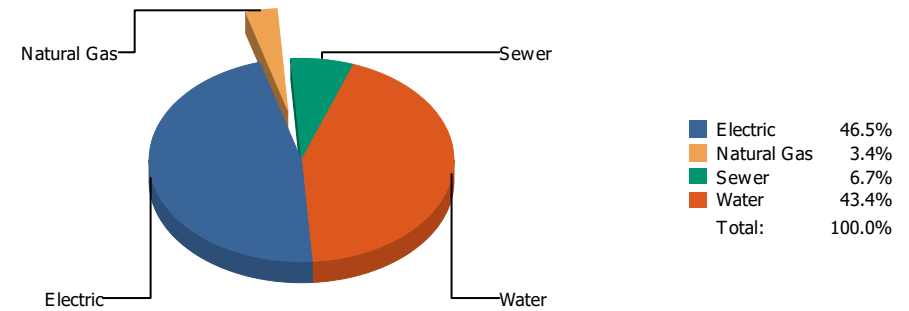


Commodity	Common Use	Energy Use	Energy Use / Area	Total Cost	Cost / Unit	Cost / Area
Place: [BURNET] BURNET 108 [BUILDING]						
Area: 50,520 SqFt						
Billing Period: Jun 2022						
ELECTRIC	17,037.00 kWh	58,130 KBtu	1.151 KBtu/SqFt	\$2,765.62	\$0.162 /kWh	\$0.055 /SqFt
NATURALGAS	60.00 CCF	6,180 KBtu	0.122 KBtu/SqFt	\$464.52	\$7.742 /CCF	\$0.009 /SqFt
SEWER	92.00 CCF			\$472.92	\$5.140 /CCF	\$0.009 /SqFt
WATER	1,081.00 CCF			\$8,607.66	\$7.963 /CCF	\$0.170 /SqFt
<b>Totals:</b>		<b>64,310 KBtu</b>	<b>1.273 KBtu/SqFt</b>	<b>\$12,310.72</b>		

## Energy

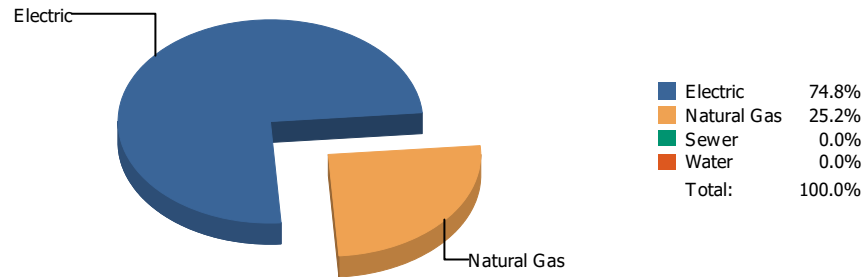


## Cost

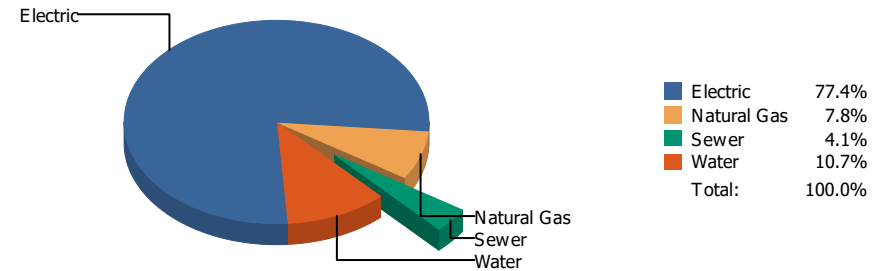


Commodity	Common Use	Energy Use	Energy Use / Area	Total Cost	Cost / Unit	Cost / Area
Place: [CANYON-HILLS] CANYON HILLS 043 [BUILDING]						
Area: 133,149 SqFt						
Billing Period: Jun 2022						
ELECTRIC	44,590.00 kWh	152,141 KBtu	1.143 KBtu/SqFt	\$7,561.97	\$0.170 /kWh	\$0.057 /SqFt
NATURALGAS	128.00 CCF	13,184 KBtu	0.099 KBtu/SqFt	\$549.52	\$4.293 /CCF	\$0.004 /SqFt
SEWER	102.00 CCF			\$1,084.10	\$10.628 /CCF	\$0.008 /SqFt
WATER	919.00 CCF			\$7,055.07	\$7.677 /CCF	\$0.053 /SqFt
<b>Totals:</b>		<b>165,325 KBtu</b>	<b>1.242 KBtu/SqFt</b>	<b>\$16,250.66</b>		

## Energy

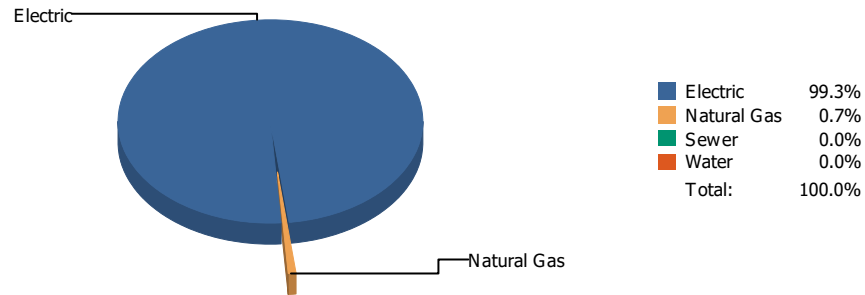


## Cost

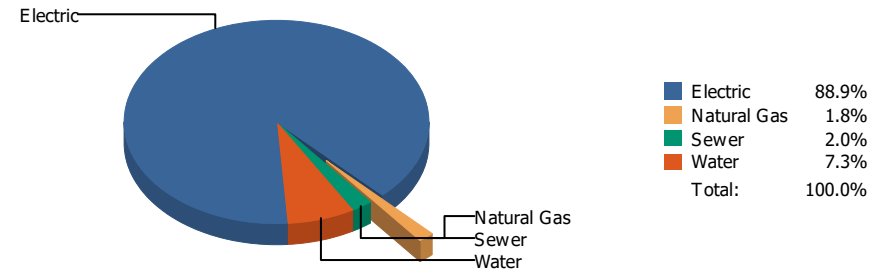


Commodity	Common Use	Energy Use	Energy Use / Area	Total Cost	Cost / Unit	Cost / Area
<b>Place: [CAREER] CAREER AND TECHNOLOGY [BUILDING]</b>						
<b>Area: 146,485 SqFt</b>						
<b>Billing Period: Jun 2022</b>						
ELECTRIC	62,791.00 kWh	214,243 KBtu	1.463 KBtu/SqFt	\$10,618.72	\$0.169 /kWh	\$0.072 /SqFt
NATURALGAS	702.00 CCF	72,306 KBtu	0.494 KBtu/SqFt	\$1,068.59	\$1.522 /CCF	\$0.007 /SqFt
SEWER	76.00 CCF			\$555.61	\$7.311 /CCF	\$0.004 /SqFt
WATER	234.00 CCF			\$1,468.43	\$6.275 /CCF	\$0.010 /SqFt
<b>Totals:</b>		<b>286,549 KBtu</b>	<b>1.956 KBtu/SqFt</b>	<b>\$13,711.35</b>		

## Energy



## Cost



Commodity	Common Use	Energy Use	Energy Use / Area	Total Cost	Cost / Unit	Cost / Area
Place: [CENTRAL_OFFICE_STANTON] CENTRAL OFFICE STANTON [BUILDING]						
Area: 79,813 SqFt						
Billing Period: Jun 2022						
ELECTRIC	142,073.00 kWh	484,753 KBtu	6.074 KBtu/SqFt	\$21,629.68	\$0.152 /kWh	\$0.271 /SqFt
NATURALGAS	35.00 CCF	3,605 KBtu	0.045 KBtu/SqFt	\$433.27	\$12.379 /CCF	\$0.005 /SqFt
SEWER	32.00 CCF			\$494.74	\$15.461 /CCF	\$0.006 /SqFt
WATER	149.00 CCF			\$1,777.47	\$11.929 /CCF	\$0.022 /SqFt
<b>Totals:</b>		<b>488,358 KBtu</b>	<b>6.119 KBtu/SqFt</b>	<b>\$24,335.16</b>		

## Energy

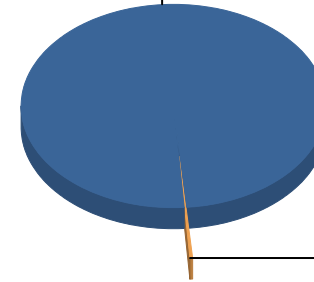
Electric



■ Electric 100.0%  
 ■ Water 0.0%  
 Total: 100.0%

## Cost

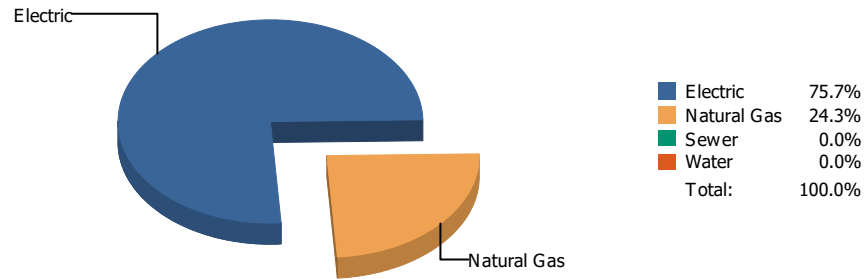
Electric



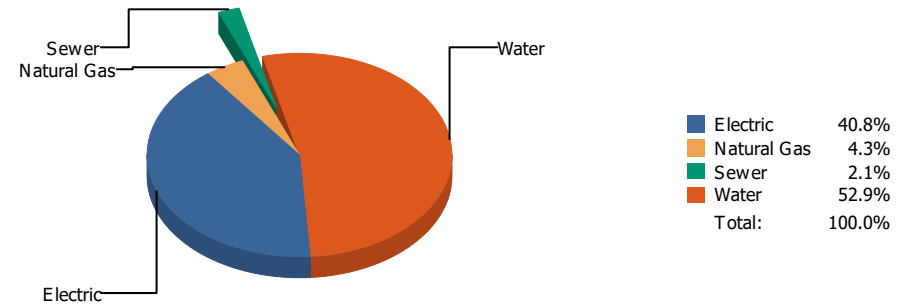
■ Electric 99.8%  
 ■ Water 0.2%  
 Total: 100.0%

Commodity	Common Use	Energy Use	Energy Use / Area	Total Cost	Cost / Unit	Cost / Area
Place: [CHAPIN] CHAPIN 012 [BUILDING]						
Area: 273,727 SqFt						
Billing Period: Jun 2022						
ELECTRIC	252,793.00 kWh	862,530 KBtu	3.151 KBtu/SqFt	\$37,972.53	\$0.150 /kWh	\$0.139 /SqFt
WATER	0.00 CCF			\$79.38	\$0.000 /CCF	\$0.000 /SqFt
<b>Totals:</b>		<b>862,530 KBtu</b>	<b>3.151 KBtu/SqFt</b>	<b>\$38,051.91</b>		

## Energy



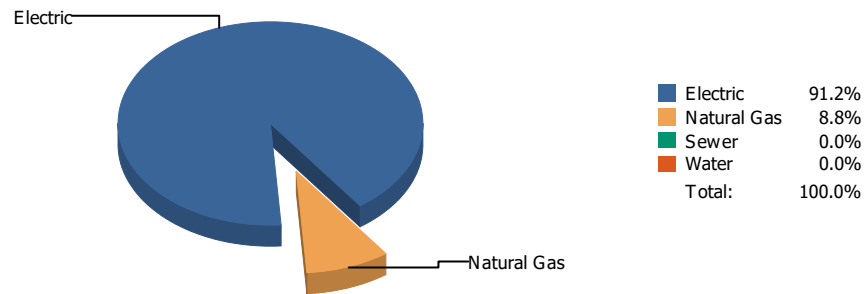
## Cost



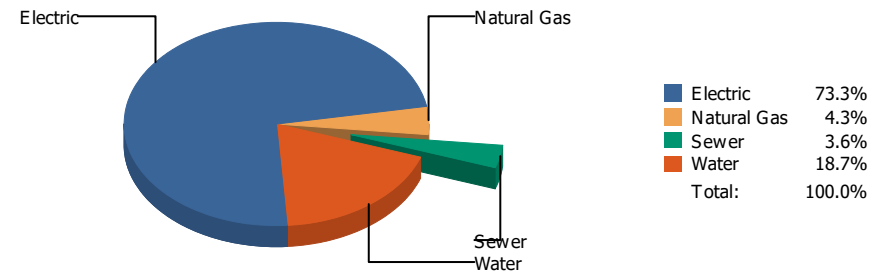
Commodity	Common Use	Energy Use	Energy Use / Area	Total Cost	Cost / Unit	Cost / Area
<b>Place: [CHARLES] H.E. CHARLES 045 [BUILDING]</b> <b>Area: 107,867 SqFt</b> <b>Billing Period: Jun 2022</b>						
ELECTRIC	65,724.00 kWh	224,250 KBtu	2.079 KBtu/SqFt	\$11,935.18	\$0.182 /kWh	\$0.111 /SqFt
NATURALGAS	699.00 CCF	71,997 KBtu	0.667 KBtu/SqFt	\$1,259.11	\$1.801 /CCF	\$0.012 /SqFt
SEWER	77.00 CCF			\$606.79	\$7.880 /CCF	\$0.006 /SqFt
WATER	1,903.00 CCF			\$15,478.89	\$8.134 /CCF	\$0.143 /SqFt
<b>Totals:</b>		<b>296,247 KBtu</b>	<b>2.746 KBtu/SqFt</b>	<b>\$29,279.97</b>		



## Energy

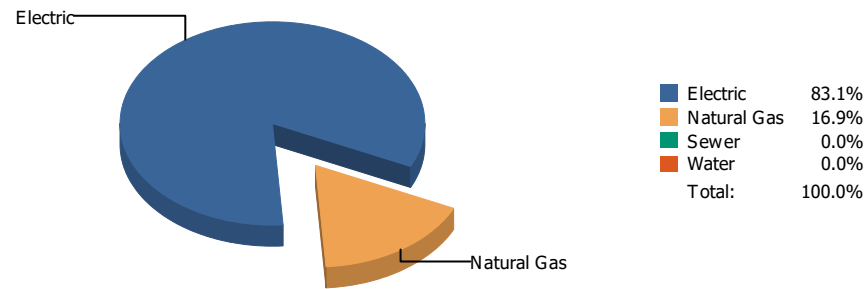


## Cost

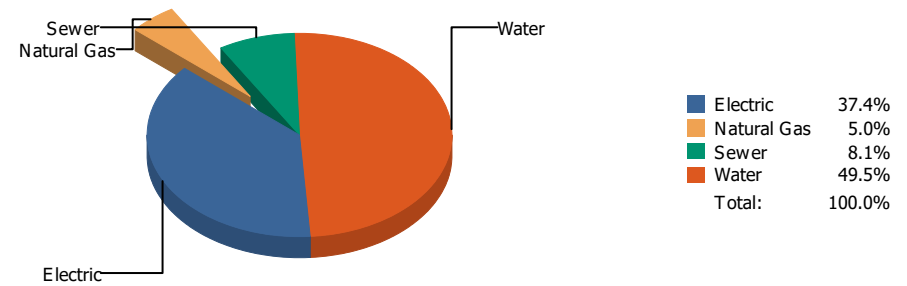


Commodity	Common Use	Energy Use	Energy Use / Area	Total Cost	Cost / Unit	Cost / Area
<b>Place: [CIELO-VISTA] CIELO VISTA 151 [BUILDING]</b> <b>Area: 66,034 SqFt</b> <b>Billing Period: Jun 2022</b>						
ELECTRIC	40,180.00 kWh	137,094 KBtu	2.076 KBtu/SqFt	\$9,268.37	\$0.231 /kWh	\$0.140 /SqFt
NATURALGAS	128.00 CCF	13,184 KBtu	0.200 KBtu/SqFt	\$549.52	\$4.293 /CCF	\$0.008 /SqFt
SEWER	76.00 CCF			\$458.72	\$6.036 /CCF	\$0.007 /SqFt
WATER	548.00 CCF			\$2,364.72	\$4.315 /CCF	\$0.036 /SqFt
<b>Totals:</b>		<b>150,278 KBtu</b>	<b>2.276 KBtu/SqFt</b>	<b>\$12,641.33</b>		

## Energy

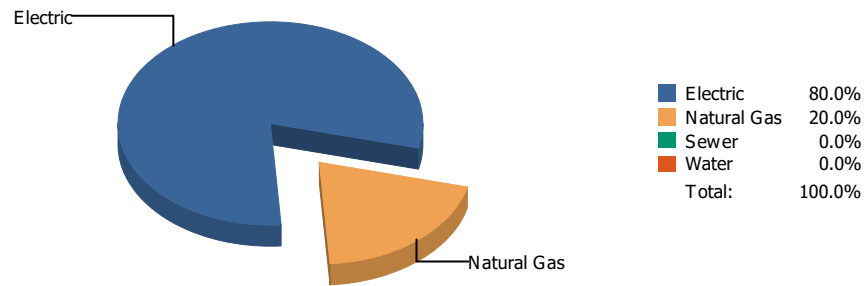


## Cost

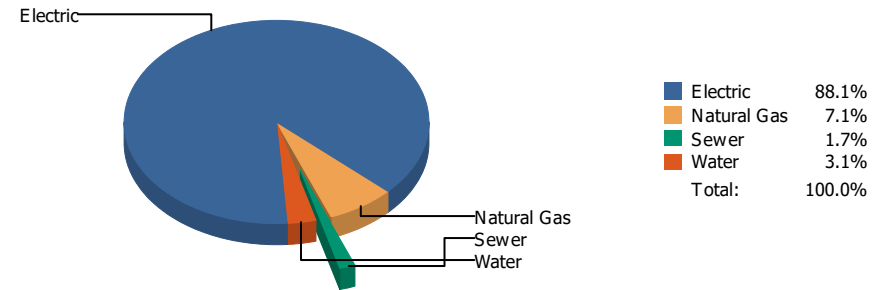


Commodity	Common Use	Energy Use	Energy Use / Area	Total Cost	Cost / Unit	Cost / Area
Place: [CLARDY] CLARDY 109 [BUILDING]						
Area: 70,700 SqFt						
Billing Period: Jun 2022						
ELECTRIC	27,340.00 kWh	93,284 KBtu	1.319 KBtu/SqFt	\$4,680.10	\$0.171 /kWh	\$0.066 /SqFt
NATURALGAS	184.00 CCF	18,952 KBtu	0.268 KBtu/SqFt	\$619.53	\$3.367 /CCF	\$0.009 /SqFt
SEWER	251.00 CCF			\$1,016.39	\$4.049 /CCF	\$0.014 /SqFt
WATER	1,039.00 CCF			\$6,190.31	\$5.958 /CCF	\$0.088 /SqFt
<b>Totals:</b>		<b>112,236 KBtu</b>	<b>1.587 KBtu/SqFt</b>	<b>\$12,506.33</b>		

## Energy

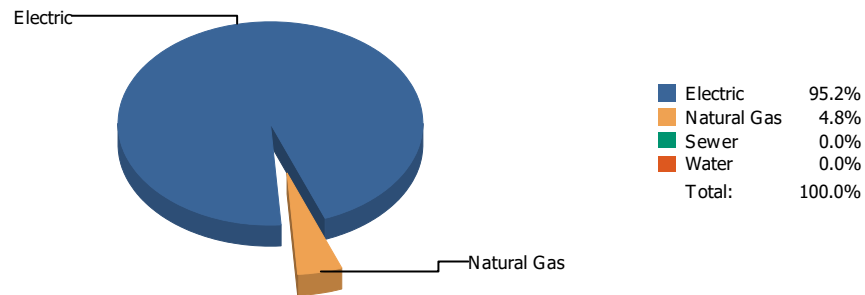


## Cost

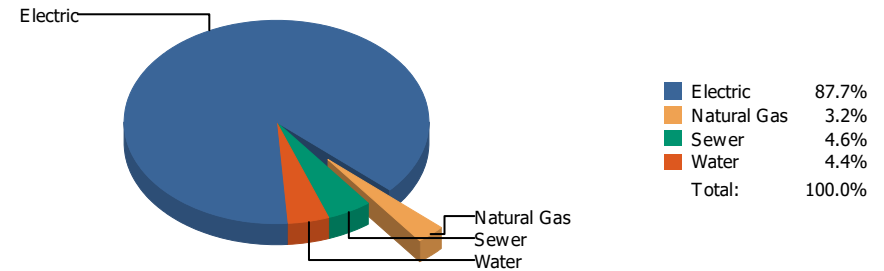


Commodity	Common Use	Energy Use	Energy Use / Area	Total Cost	Cost / Unit	Cost / Area
<b>Place: [CLENEDIN] CLENEDIN 149 [BUILDING]</b> <b>Area: 62,721 SqFt</b> <b>Billing Period: Jun 2022</b>						
ELECTRIC	31,678.00 kWh	108,085 KBtu	1.723 KBtu/SqFt	\$6,483.43	\$0.205 /kWh	\$0.103 /SqFt
NATURALGAS	262.00 CCF	26,986 KBtu	0.430 KBtu/SqFt	\$522.28	\$1.993 /CCF	\$0.008 /SqFt
SEWER	1.00 CCF			\$124.41	\$124.410 /CCF	\$0.002 /SqFt
WATER	33.00 CCF			\$228.47	\$6.923 /CCF	\$0.004 /SqFt
<b>Totals:</b>		<b>135,071 KBtu</b>	<b>2.154 KBtu/SqFt</b>	<b>\$7,358.59</b>		

## Energy

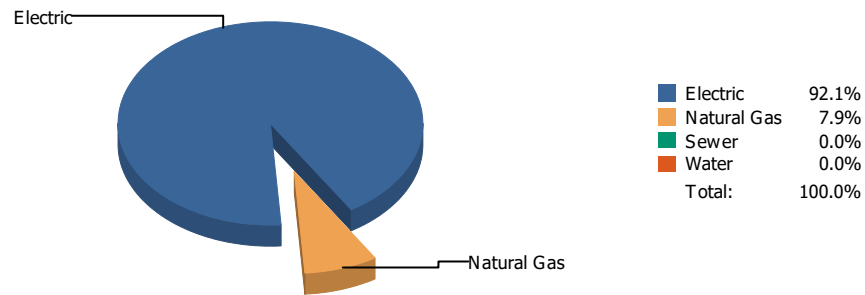


## Cost

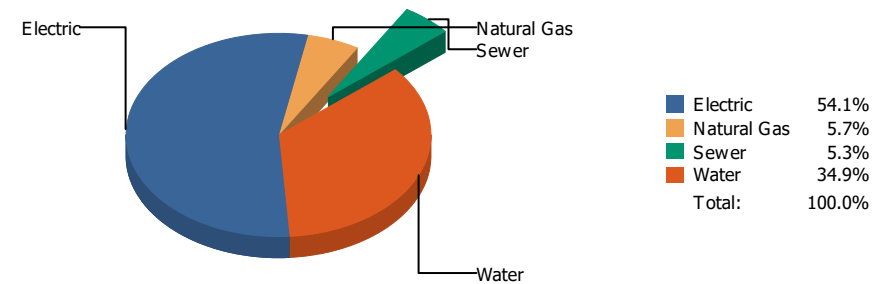


Commodity	Common Use	Energy Use	Energy Use / Area	Total Cost	Cost / Unit	Cost / Area
Place: [COACH_ARCHIE_DURAN] COACH ARCHIE DURAN [BUILDING]						
Area: 0 SqFt						
Billing Period: Jun 2022						
ELECTRIC	56,400.00 kWh	192,437 KBtu		\$10,087.83	\$0.179 /kWh	
NATURALGAS	94.00 CCF	9,682 KBtu		\$373.26	\$3.971 /CCF	
SEWER	47.00 CCF			\$532.09	\$11.321 /CCF	
WATER	25.00 CCF			\$510.85	\$20.434 /CCF	
<b>Totals:</b>		<b>202,119 KBtu</b>		<b>\$11,504.03</b>		

## Energy

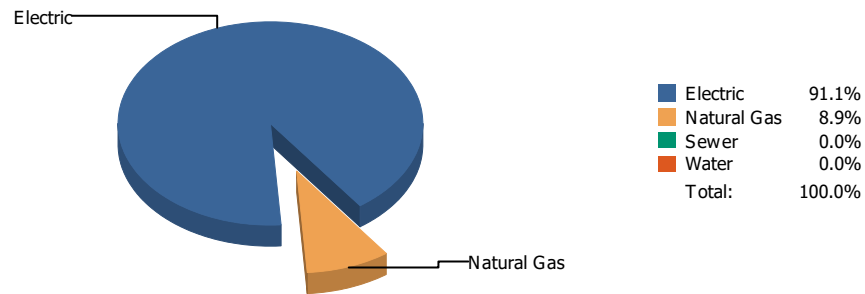


## Cost

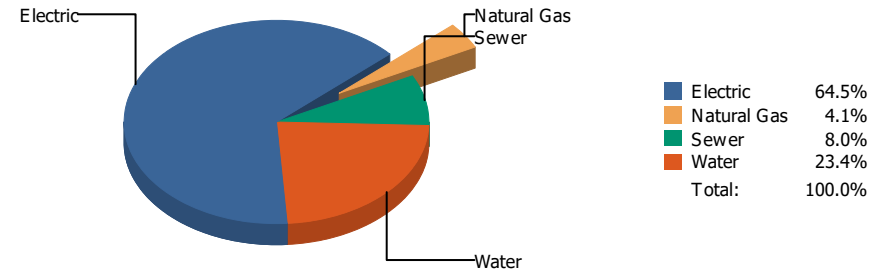


Commodity	Common Use	Energy Use	Energy Use / Area	Total Cost	Cost / Unit	Cost / Area
Place: [COLDWELL] COLDWELL 110 [BUILDING]						
Area: 67,310 SqFt						
Billing Period: Jun 2022						
ELECTRIC	30,215.00 kWh	103,094 KBtu	1.532 KBtu/SqFt	\$4,691.78	\$0.155 /kWh	\$0.070 /SqFt
NATURALGAS	86.00 CCF	8,858 KBtu	0.132 KBtu/SqFt	\$496.92	\$5.778 /CCF	\$0.007 /SqFt
SEWER	49.00 CCF			\$462.74	\$9.444 /CCF	\$0.007 /SqFt
WATER	664.00 CCF			\$3,025.16	\$4.556 /CCF	\$0.045 /SqFt
<b>Totals:</b>		<b>111,952 KBtu</b>	<b>1.663 KBtu/SqFt</b>	<b>\$8,676.60</b>		

## Energy

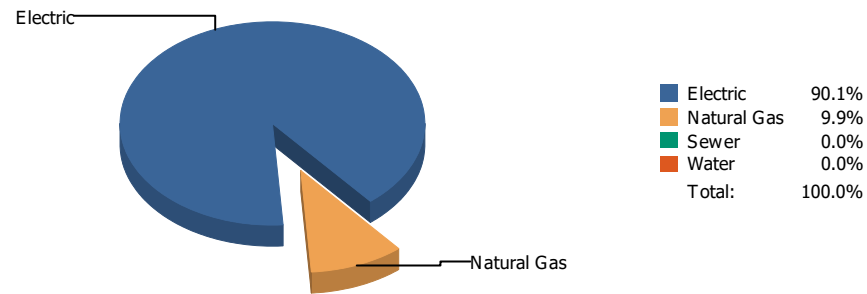


## Cost

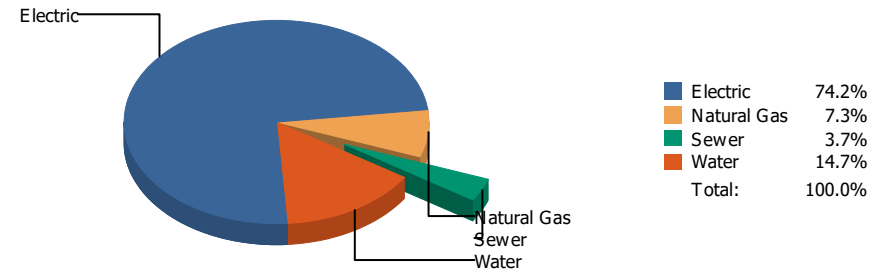


Commodity	Common Use	Energy Use	Energy Use / Area	Total Cost	Cost / Unit	Cost / Area
Place: [COOLEY] COOLEY 111 [BUILDING]						
Area: 95,590 SqFt						
Billing Period: Jun 2022						
ELECTRIC	64,200.00 kWh	219,050 KBtu	2.292 KBtu/SqFt	\$10,162.77	\$0.158 /kWh	\$0.106 /SqFt
NATURALGAS	209.00 CCF	21,527 KBtu	0.225 KBtu/SqFt	\$650.78	\$3.114 /CCF	\$0.007 /SqFt
SEWER	212.00 CCF			\$1,260.01	\$5.943 /CCF	\$0.013 /SqFt
WATER	611.00 CCF			\$3,694.52	\$6.047 /CCF	\$0.039 /SqFt
<b>Totals:</b>		<b>240,577 KBtu</b>	<b>2.517 KBtu/SqFt</b>	<b>\$15,768.08</b>		

## Energy

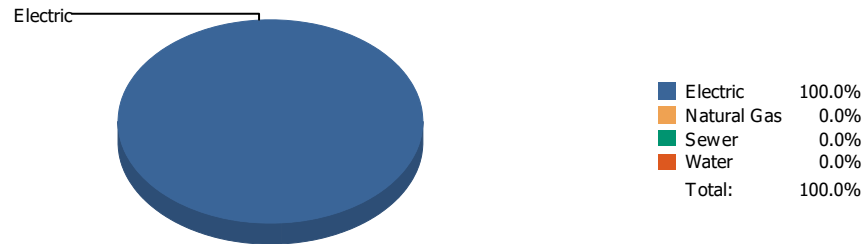


## Cost

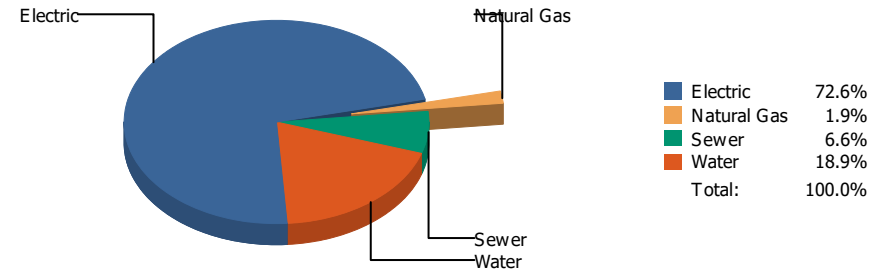


Commodity	Common Use	Energy Use	Energy Use / Area	Total Cost	Cost / Unit	Cost / Area
Place: [CORONADO] CORONADO 005 [BUILDING]						
Area: 406,757 SqFt						
Billing Period: Jun 2022						
ELECTRIC	261,266.00 kWh	891,440 KBtu	2.192 KBtu/SqFt	\$44,211.66	\$0.169 /kWh	\$0.108 /SqFt
NATURALGAS	950.00 CCF	97,850 KBtu	0.241 KBtu/SqFt	\$4,363.70	\$4.593 /CCF	\$0.010 /SqFt
SEWER	652.00 CCF			\$2,219.83	\$3.405 /CCF	\$0.005 /SqFt
WATER	3,228.00 CCF			\$8,784.16	\$2.721 /CCF	\$0.021 /SqFt
<b>Totals:</b>		<b>989,290 KBtu</b>	<b>2.432 KBtu/SqFt</b>	<b>\$59,579.35</b>		

## Energy



## Cost



Commodity	Common Use	Energy Use	Energy Use / Area	Total Cost	Cost / Unit	Cost / Area
Place: [CROCKETT_1] CROCKETT 112 [BUILDING]						
Area: 92,585 SqFt						
Billing Period: Jun 2022						
ELECTRIC	38,051.00 kWh	129,830 KBtu	1.402 KBtu/SqFt	\$7,322.21	\$0.192 /kWh	\$0.079 /SqFt
NATURALGAS	0.00 CCF	0 KBtu	0.000 KBtu/SqFt	\$194.75	\$0.000 /CCF	\$0.002 /SqFt
SEWER	119.00 CCF			\$662.07	\$5.564 /CCF	\$0.007 /SqFt
WATER	363.00 CCF			\$1,912.24	\$5.268 /CCF	\$0.021 /SqFt
<b>Totals:</b>		<b>129,830 KBtu</b>	<b>1.402 KBtu/SqFt</b>	<b>\$10,091.27</b>		



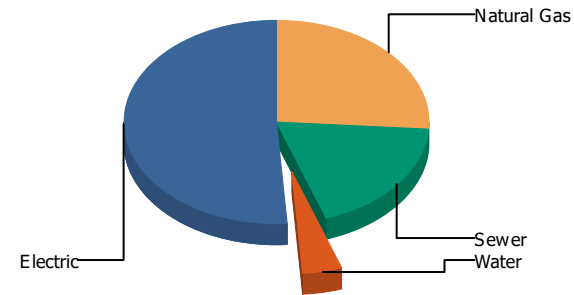
## Energy

Electric



Electric	100.0%
Natural Gas	0.0%
Sewer	0.0%
Water	0.0%
<b>Total:</b>	<b>100.0%</b>

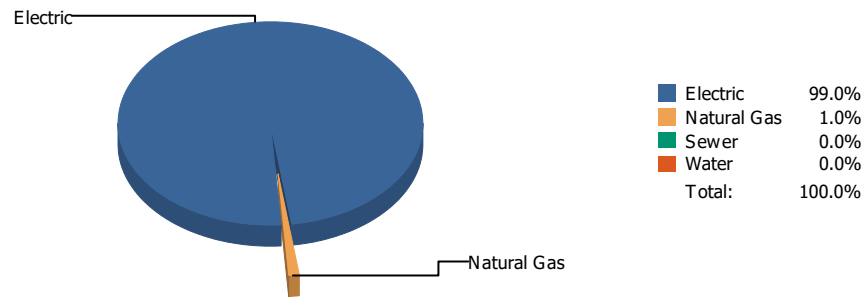
## Cost



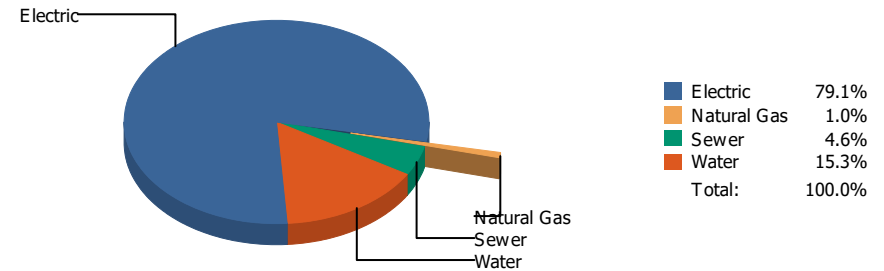
Electric	51.2%
Natural Gas	26.1%
Sewer	18.4%
Water	4.3%
<b>Total:</b>	<b>100.0%</b>

Commodity	Common Use	Energy Use	Energy Use / Area	Total Cost	Cost / Unit	Cost / Area
Place: [CROSBY] CROSBY 113 [BUILDING]						
Area: 83,100 SqFt						
Billing Period: Jun 2022						
ELECTRIC	5,040.00 kWh	17,196 KBtu	0.207 KBtu/SqFt	\$763.19	\$0.151 /kWh	\$0.009 /SqFt
NATURALGAS	0.00 CCF	0 KBtu	0.000 KBtu/SqFt	\$389.50	\$0.000 /CCF	\$0.005 /SqFt
SEWER	12.00 CCF			\$273.72	\$22.810 /CCF	\$0.003 /SqFt
WATER	3.00 CCF			\$63.82	\$21.273 /CCF	\$0.001 /SqFt
<b>Totals:</b>		<b>17,196 KBtu</b>	<b>0.207 KBtu/SqFt</b>	<b>\$1,490.23</b>		

## Energy

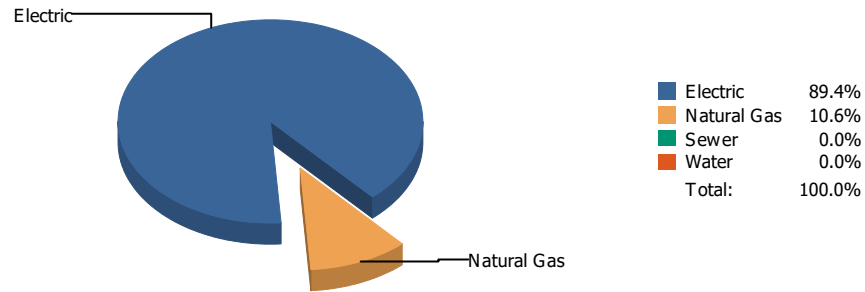


## Cost

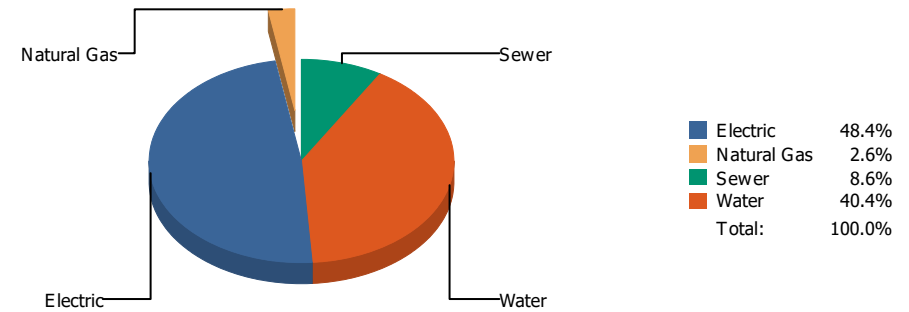


Commodity	Common Use	Energy Use	Energy Use / Area	Total Cost	Cost / Unit	Cost / Area
Place: [DELTA_OPERATIONS_CENTER_] DELTA OPERATIONS CENTER [BUILDING]						
Area: 0 SqFt						
Billing Period: Jun 2022						
ELECTRIC	56,960.00 kWh	194,348 KBtu		\$6,686.32	\$0.117 /kWh	
NATURALGAS	19.00 CCF	1,957 KBtu		\$87.45	\$4.603 /CCF	
SEWER	48.00 CCF			\$389.00	\$8.104 /CCF	
WATER	247.00 CCF			\$1,290.41	\$5.224 /CCF	
<b>Totals:</b>		<b>196,305 KBtu</b>		<b>\$8,453.18</b>		

## Energy

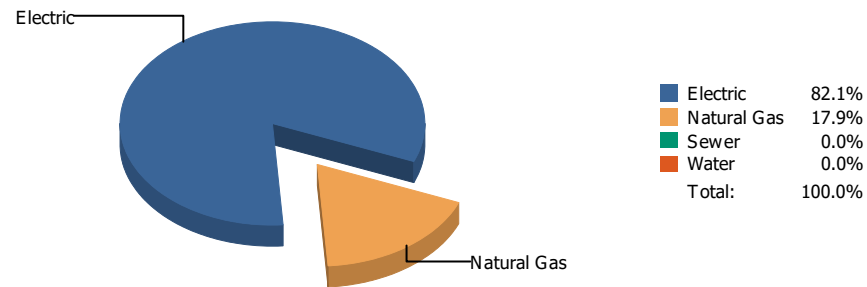


## Cost

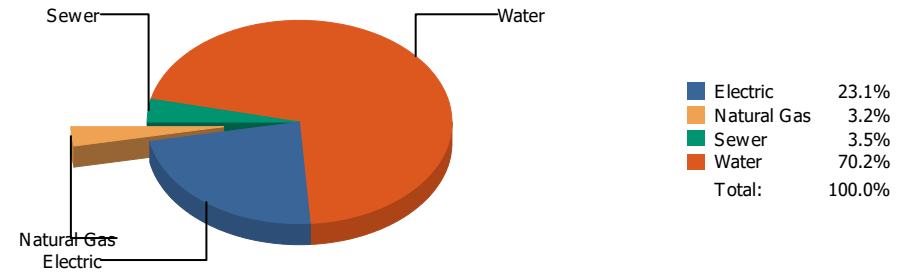


Commodity	Common Use	Energy Use	Energy Use / Area	Total Cost	Cost / Unit	Cost / Area
<b>Place: [DONHASKINSPK8] DON HASKINS PK-8 051 [BUILDING]</b>						
<b>Area: 163,678 SqFt</b>						
<b>Billing Period: Jun 2022</b>						
ELECTRIC	65,176.00 kWh	222,381 KBtu	1.359 KBtu/SqFt	\$9,609.73	\$0.147 /kWh	\$0.059 /SqFt
NATURALGAS	255.00 CCF	26,265 KBtu	0.160 KBtu/SqFt	\$513.55	\$2.014 /CCF	\$0.003 /SqFt
SEWER	319.00 CCF			\$1,706.66	\$5.350 /CCF	\$0.010 /SqFt
WATER	1,265.00 CCF			\$8,019.26	\$6.339 /CCF	\$0.049 /SqFt
<b>Totals:</b>		<b>248,646 KBtu</b>	<b>1.519 KBtu/SqFt</b>	<b>\$19,849.20</b>		

## Energy

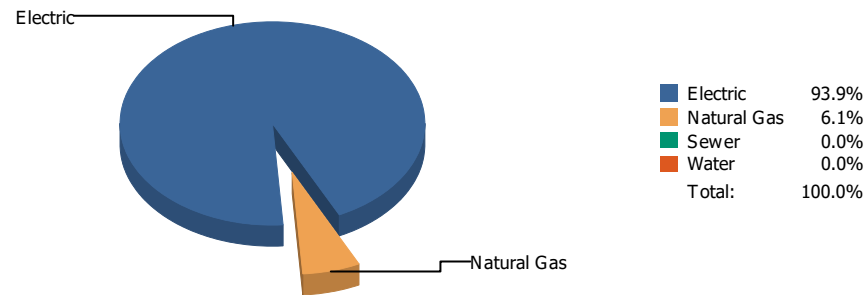


## Cost

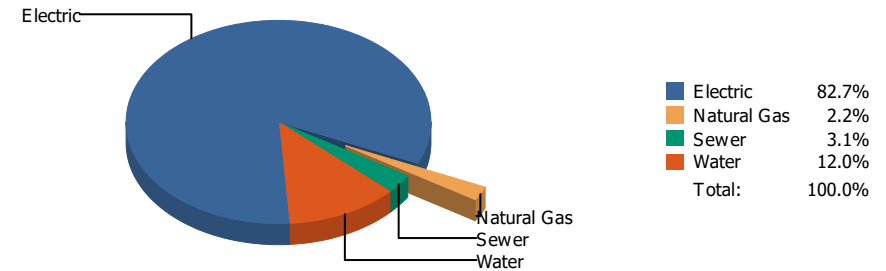


Commodity	Common Use	Energy Use	Energy Use / Area	Total Cost	Cost / Unit	Cost / Area
Place: [DOUGLASS] DOUGLASS 114 [BUILDING]						
Area: 86,903 SqFt						
Billing Period: Jun 2022						
ELECTRIC	29,700.00 kWh	101,336 KBtu	1.166 KBtu/SqFt	\$4,808.61	\$0.162 /kWh	\$0.055 /SqFt
NATURALGAS	214.00 CCF	22,042 KBtu	0.254 KBtu/SqFt	\$657.04	\$3.070 /CCF	\$0.008 /SqFt
SEWER	162.00 CCF			\$739.58	\$4.565 /CCF	\$0.008 /SqFt
WATER	1,872.00 CCF			\$14,637.71	\$7.819 /CCF	\$0.168 /SqFt
<b>Totals:</b>		<b>123,378 KBtu</b>	<b>1.420 KBtu/SqFt</b>	<b>\$20,842.94</b>		

## Energy

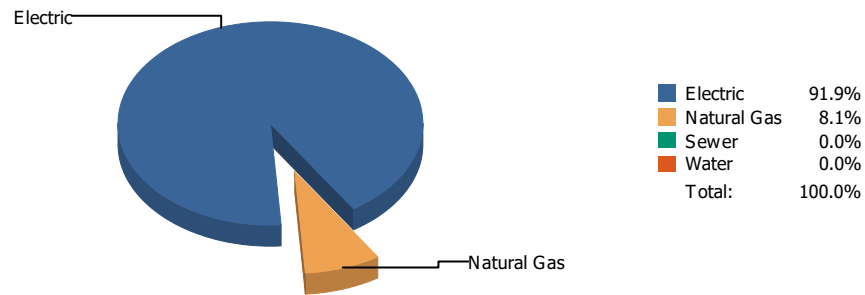


## Cost

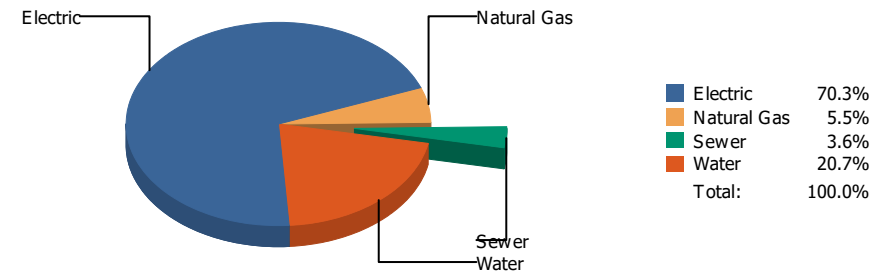


Commodity	Common Use	Energy Use	Energy Use / Area	Total Cost	Cost / Unit	Cost / Area
<b>Place: [DRHORNEDOMIDDLESCHOOL_1] DR. HORNEDO MIDDLE SCHOOL 058 [BUILDING]</b>						
<b>Area: 184,871 SqFt</b>						
<b>Billing Period: Jun 2022</b>						
ELECTRIC	119,800.00 kWh	408,758 KBtu	2.211 KBtu/SqFt	\$19,461.29	\$0.162 /kWh	\$0.105 /SqFt
NATURALGAS	258.00 CCF	26,574 KBtu	0.144 KBtu/SqFt	\$517.28	\$2.005 /CCF	\$0.003 /SqFt
SEWER	123.00 CCF			\$721.33	\$5.864 /CCF	\$0.004 /SqFt
WATER	489.00 CCF			\$2,818.50	\$5.764 /CCF	\$0.015 /SqFt
<b>Totals:</b>		<b>435,332 KBtu</b>	<b>2.355 KBtu/SqFt</b>	<b>\$23,518.40</b>		

## Energy



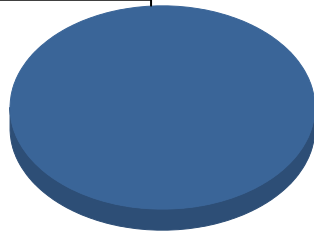
## Cost



Commodity	Common Use	Energy Use	Energy Use / Area	Total Cost	Cost / Unit	Cost / Area
Place: [EL-PASO-HIGH] EL PASO HIGH 006 [BUILDING]						
Area: 236,062 SqFt						
Billing Period: Jun 2022						
ELECTRIC	202,494.00 kWh	690,910 KBtu	2.927 KBtu/SqFt	\$32,096.78	\$0.159 /kWh	\$0.135 /SqFt
NATURALGAS	593.00 CCF	61,079 KBtu	0.259 KBtu/SqFt	\$2,494.66	\$4.207 /CCF	\$0.010 /SqFt
SEWER	270.00 CCF			\$1,624.34	\$6.016 /CCF	\$0.007 /SqFt
WATER	1,716.00 CCF			\$9,464.26	\$5.515 /CCF	\$0.040 /SqFt
<b>Totals:</b>		<b>751,989 KBtu</b>	<b>3.186 KBtu/SqFt</b>	<b>\$45,680.04</b>		

## Energy

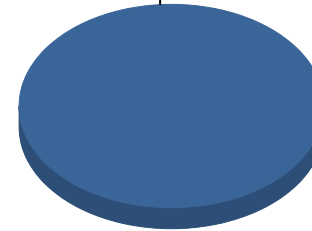
Electric



■ Electric 100.0%  
Total: 100.0%

## Cost

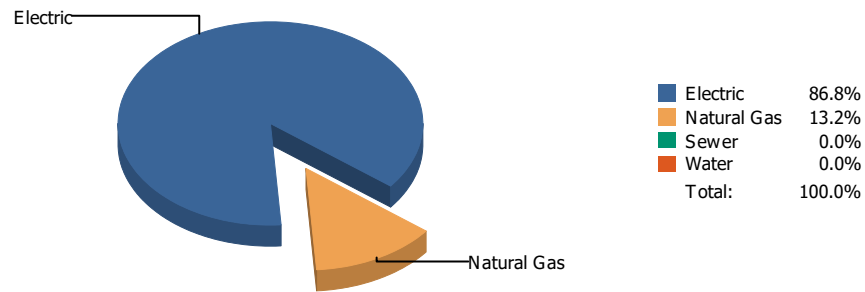
Electric



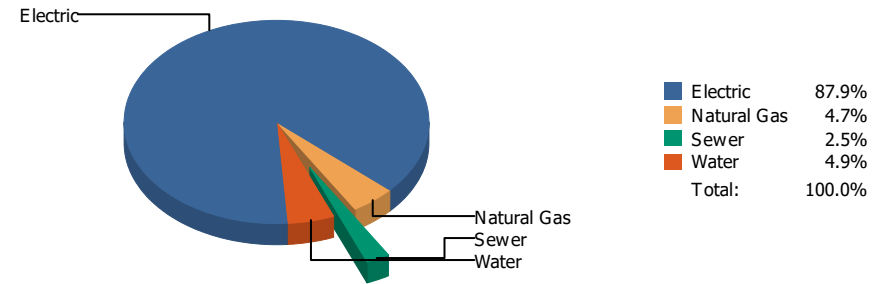
■ Electric 100.0%  
Total: 100.0%

Commodity	Common Use	Energy Use	Energy Use / Area	Total Cost	Cost / Unit	Cost / Area
Place: [FANNIN] FANNIN 116 [BUILDING]						
Area: 73,291 SqFt						
Billing Period: Jun 2022						
ELECTRIC	5,750.00 kWh	19,619 KBtu	0.268 KBtu/SqFt	\$627.44	\$0.109 /kWh	\$0.008 /SqFt
<b>Totals:</b>		<b>19,619 KBtu</b>	<b>0.268 KBtu/SqFt</b>	<b>\$627.44</b>		

## Energy



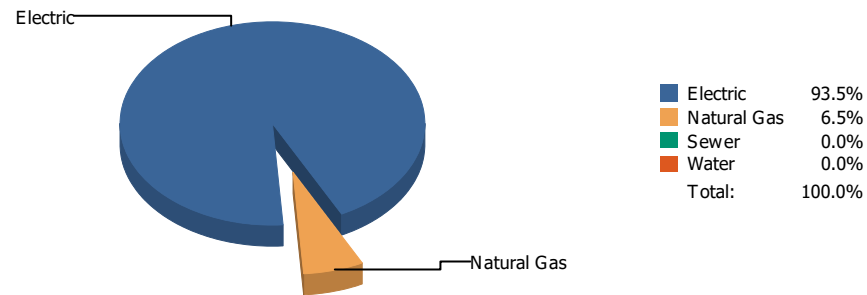
## Cost



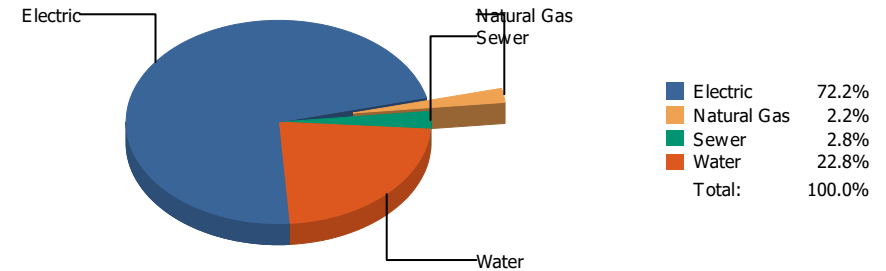
Commodity	Common Use	Energy Use	Energy Use / Area	Total Cost	Cost / Unit	Cost / Area
Place: [FRANKLIN] FRANKLIN HIGH SCHOOL 010 [BUILDING]						
Area: 329,377 SqFt						
Billing Period: Jun 2022						
ELECTRIC	214,385.00 kWh	731,482 KBtu	2.221 KBtu/SqFt	\$32,353.55	\$0.151 /kWh	\$0.098 /SqFt
NATURALGAS	1,082.00 CCF	111,446 KBtu	0.338 KBtu/SqFt	\$1,732.86	\$1.602 /CCF	\$0.005 /SqFt
SEWER	207.00 CCF			\$930.49	\$4.495 /CCF	\$0.003 /SqFt
WATER	412.00 CCF			\$1,791.10	\$4.347 /CCF	\$0.005 /SqFt
<b>Totals:</b>		<b>842,928 KBtu</b>	<b>2.559 KBtu/SqFt</b>	<b>\$36,808.00</b>		



## Energy

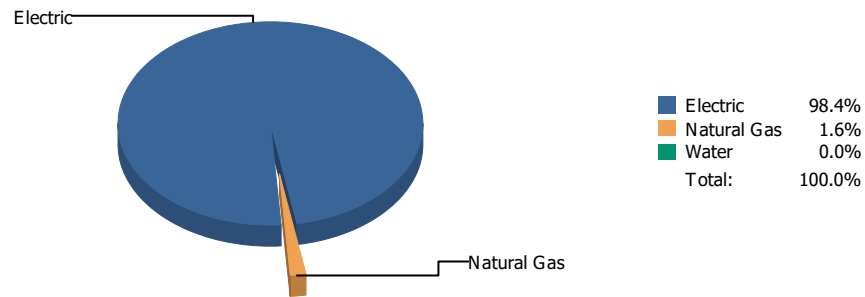


## Cost

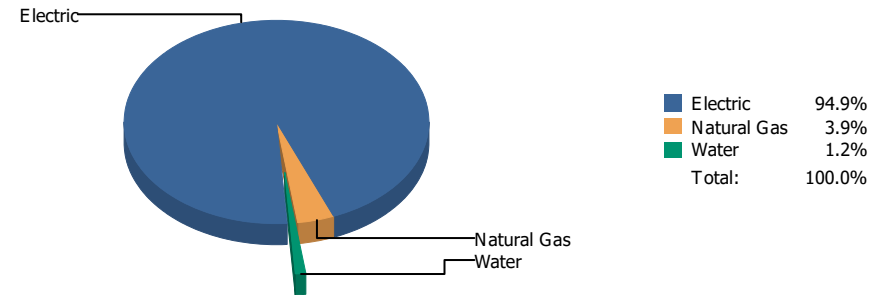


Commodity	Common Use	Energy Use	Energy Use / Area	Total Cost	Cost / Unit	Cost / Area
Place: [FRANKLIN9THGRADECENTER_2] FRANKLIN 9TH GRADE CENTER 053 [BUILDING]						
Area: 193,158 SqFt						
Billing Period: Jun 2022						
ELECTRIC	103,392.00 kWh	352,774 KBtu	1.826 KBtu/SqFt	\$16,415.48	\$0.159 /kWh	\$0.085 /SqFt
NATURALGAS	238.00 CCF	24,514 KBtu	0.127 KBtu/SqFt	\$492.29	\$2.068 /CCF	\$0.003 /SqFt
SEWER	90.00 CCF			\$639.16	\$7.102 /CCF	\$0.003 /SqFt
WATER	1,820.00 CCF			\$5,194.56	\$2.854 /CCF	\$0.027 /SqFt
<b>Totals:</b>		<b>377,288 KBtu</b>	<b>1.953 KBtu/SqFt</b>	<b>\$22,741.49</b>		

## Energy

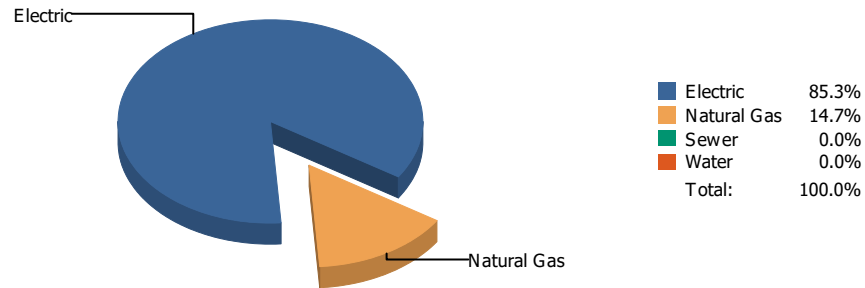


## Cost

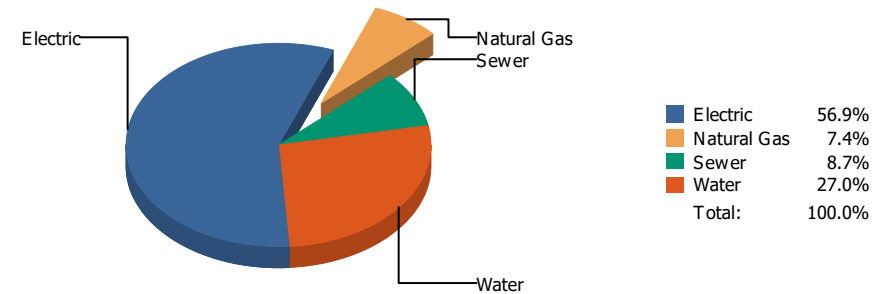


Commodity	Common Use	Energy Use	Energy Use / Area	Total Cost	Cost / Unit	Cost / Area
Place: [GAMBLE] JAMES GAMBLE WAREHOUSE [BUILDING]						
Area: 53,241 SqFt						
Billing Period: Jun 2022						
ELECTRIC	35,700.00 kWh	121,808 KBtu	2.288 KBtu/SqFt	\$5,282.69	\$0.148 /kWh	\$0.099 /SqFt
NATURALGAS	19.00 CCF	1,957 KBtu	0.037 KBtu/SqFt	\$218.62	\$11.506 /CCF	\$0.004 /SqFt
WATER	0.00 CCF			\$66.14	\$0.000 /CCF	\$0.001 /SqFt
<b>Totals:</b>		<b>123,765 KBtu</b>	<b>2.325 KBtu/SqFt</b>	<b>\$5,567.45</b>		

## Energy

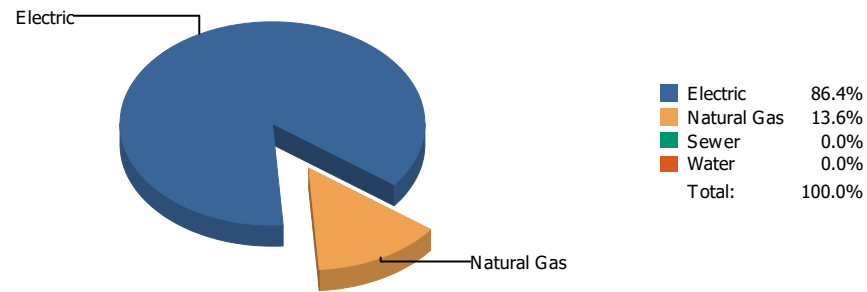


## Cost

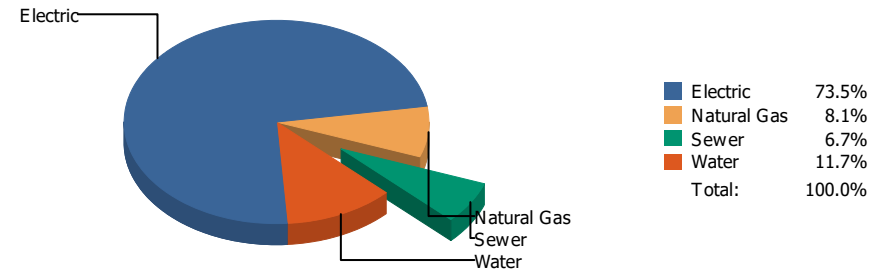


Commodity	Common Use	Energy Use	Energy Use / Area	Total Cost	Cost / Unit	Cost / Area
<b>Place: [GREEN] GREEN ELEMENTARY SCHOOL 162 [BUILDING]</b>						
<b>Area: 88,156 SqFt</b>						
<b>Billing Period: Jun 2022</b>						
ELECTRIC	32,700.00 kWh	111,572 KBtu	1.266 KBtu/SqFt	\$4,808.47	\$0.147 /kWh	\$0.055 /SqFt
NATURALGAS	187.00 CCF	19,261 KBtu	0.218 KBtu/SqFt	\$623.12	\$3.332 /CCF	\$0.007 /SqFt
SEWER	81.00 CCF			\$738.67	\$9.119 /CCF	\$0.008 /SqFt
WATER	409.00 CCF			\$2,277.76	\$5.569 /CCF	\$0.026 /SqFt
<b>Totals:</b>		<b>130,833 KBtu</b>	<b>1.484 KBtu/SqFt</b>	<b>\$8,448.02</b>		

## Energy

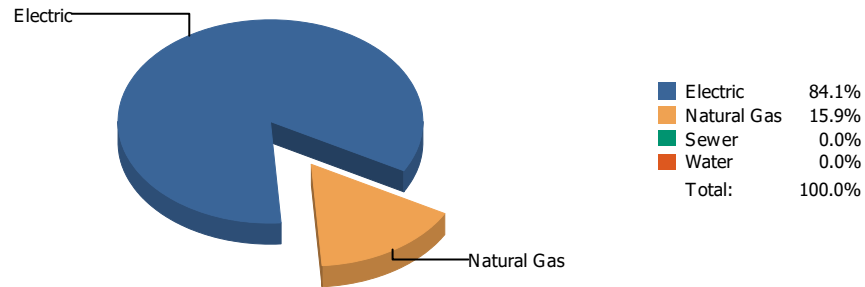


## Cost

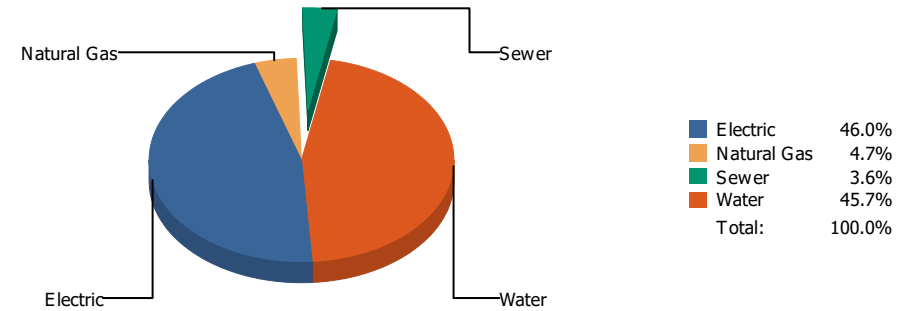


Commodity	Common Use	Energy Use	Energy Use / Area	Total Cost	Cost / Unit	Cost / Area
<b>Place: [GUERRERO] ROSA GUERRERO ELEMENTARY 163 [BUILDING]</b>						
<b>Area: 88,641 SqFt</b>						
<b>Billing Period: Jun 2022</b>						
ELECTRIC	35,660.00 kWh	121,672 KBtu	1.373 KBtu/SqFt	\$5,622.80	\$0.158 /kWh	\$0.063 /SqFt
NATURALGAS	186.00 CCF	19,158 KBtu	0.216 KBtu/SqFt	\$621.41	\$3.341 /CCF	\$0.007 /SqFt
SEWER	47.00 CCF			\$508.43	\$10.818 /CCF	\$0.006 /SqFt
WATER	200.00 CCF			\$892.41	\$4.462 /CCF	\$0.010 /SqFt
<b>Totals:</b>		<b>140,830 KBtu</b>	<b>1.589 KBtu/SqFt</b>	<b>\$7,645.05</b>		

## Energy

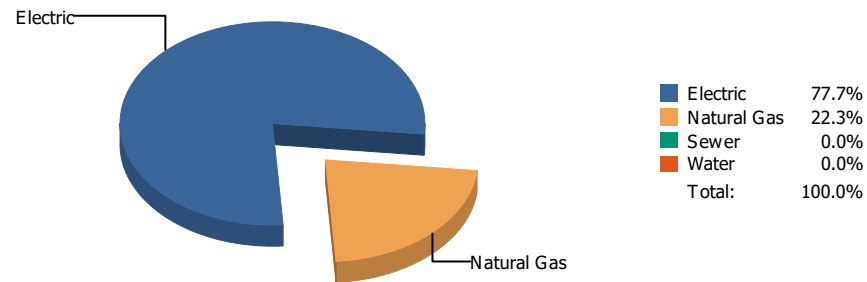


## Cost

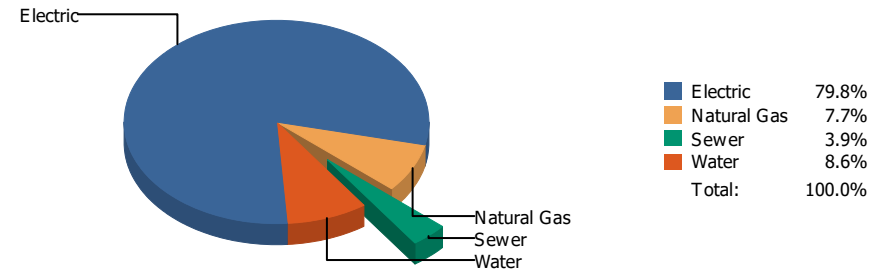


Commodity	Common Use	Energy Use	Energy Use / Area	Total Cost	Cost / Unit	Cost / Area
<b>Place: [GUILLEN] GUILLEN      044 [BUILDING]</b> <b>Area: 223,773 SqFt</b> <b>Billing Period: Jun 2022</b>						
ELECTRIC	59,283.00 kWh	202,274 KBtu	0.904 KBtu/SqFt	\$8,391.60	\$0.142 /kWh	\$0.037 /SqFt
NATURALGAS	370.00 CCF	38,110 KBtu	0.170 KBtu/SqFt	\$852.09	\$2.303 /CCF	\$0.004 /SqFt
SEWER	108.00 CCF			\$660.32	\$6.114 /CCF	\$0.003 /SqFt
WATER	1,611.00 CCF			\$8,340.17	\$5.177 /CCF	\$0.037 /SqFt
<b>Totals:</b>		<b>240,384 KBtu</b>	<b>1.074 KBtu/SqFt</b>	<b>\$18,244.18</b>		

## Energy

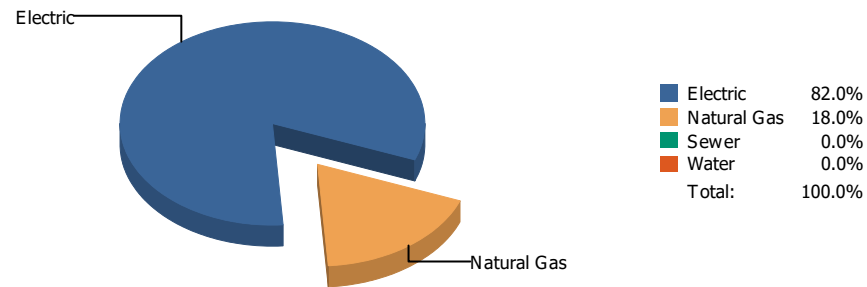


## Cost

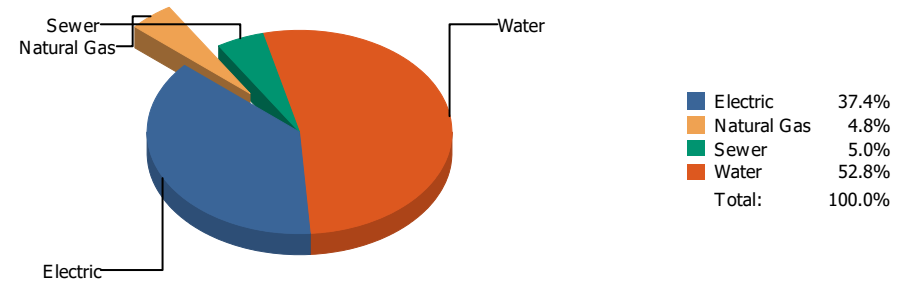


Commodity	Common Use	Energy Use	Energy Use / Area	Total Cost	Cost / Unit	Cost / Area
<b>Place: [HART] HART      118 [BUILDING]</b> <b>Area: 63,357 SqFt</b> <b>Billing Period: Jun 2022</b>						
ELECTRIC	55,200.00 kWh	188,342 KBtu	2.973 KBtu/SqFt	\$8,814.74	\$0.160 /kWh	\$0.139 /SqFt
NATURALGAS	524.00 CCF	53,972 KBtu	0.852 KBtu/SqFt	\$849.05	\$1.620 /CCF	\$0.013 /SqFt
SEWER	65.00 CCF			\$431.33	\$6.636 /CCF	\$0.007 /SqFt
WATER	147.00 CCF			\$950.52	\$6.466 /CCF	\$0.015 /SqFt
<b>Totals:</b>		<b>242,314 KBtu</b>	<b>3.825 KBtu/SqFt</b>	<b>\$11,045.64</b>		

## Energy

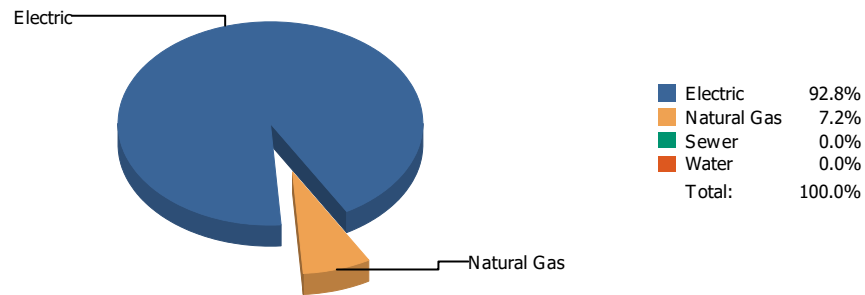


## Cost

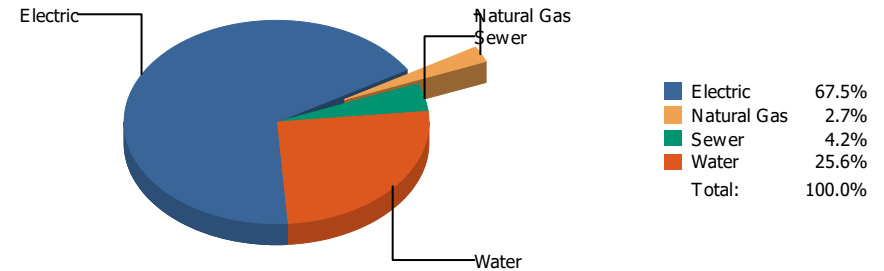


Commodity	Common Use	Energy Use	Energy Use / Area	Total Cost	Cost / Unit	Cost / Area
Place: [HAWKINS] HAWKINS 119 [BUILDING]						
Area: 57,207 SqFt						
Billing Period: Jun 2022						
ELECTRIC	22,136.00 kWh	75,528 KBtu	1.320 KBtu/SqFt	\$3,093.74	\$0.140 /kWh	\$0.054 /SqFt
NATURALGAS	161.00 CCF	16,583 KBtu	0.290 KBtu/SqFt	\$395.96	\$2.459 /CCF	\$0.007 /SqFt
SEWER	67.00 CCF			\$410.67	\$6.129 /CCF	\$0.007 /SqFt
WATER	845.00 CCF			\$4,361.99	\$5.162 /CCF	\$0.076 /SqFt
<b>Totals:</b>		<b>92,111 KBtu</b>	<b>1.610 KBtu/SqFt</b>	<b>\$8,262.36</b>		

## Energy



## Cost



Commodity	Common Use	Energy Use	Energy Use / Area	Total Cost	Cost / Unit	Cost / Area
Place: [HERRERA_1] HERRERA ELEMENTARY 174 [BUILDING]						
Area: 86,275 SqFt						
Billing Period: Jun 2022						
ELECTRIC	71,400.00 kWh	243,617 KBtu	2.824 KBtu/SqFt	\$10,743.60	\$0.150 /kWh	\$0.125 /SqFt
NATURALGAS	183.00 CCF	18,849 KBtu	0.218 KBtu/SqFt	\$423.52	\$2.314 /CCF	\$0.005 /SqFt
SEWER	105.00 CCF			\$676.51	\$6.443 /CCF	\$0.008 /SqFt
WATER	673.00 CCF			\$4,084.60	\$6.069 /CCF	\$0.047 /SqFt
<b>Totals:</b>		<b>262,466 KBtu</b>	<b>3.042 KBtu/SqFt</b>	<b>\$15,928.23</b>		



## Energy

Electric



■ Electric 100.0%  
Total: 100.0%

## Cost

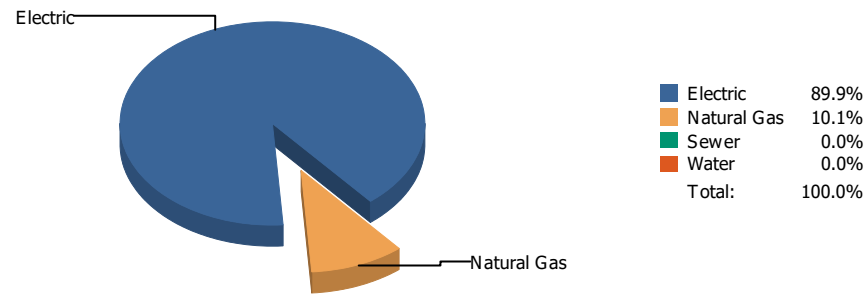
Electric



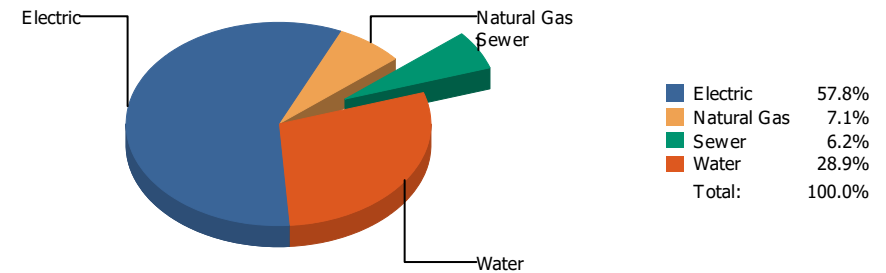
■ Electric 100.0%  
Total: 100.0%

Commodity	Common Use	Energy Use	Energy Use / Area	Total Cost	Cost / Unit	Cost / Area
<b>Place: [HIGHLAND] HIGHLAND/ANNEX 120 [BUILDING]</b> <b>Area: 33,705 SqFt</b> <b>Billing Period: Jun 2022</b>						
ELECTRIC	32,560.00 kWh	111,095 KBtu	3.296 KBtu/SqFt	\$3,458.13	\$0.106 /kWh	\$0.103 /SqFt
<b>Totals:</b>		<b>111,095 KBtu</b>	<b>3.296 KBtu/SqFt</b>	<b>\$3,458.13</b>		

## Energy

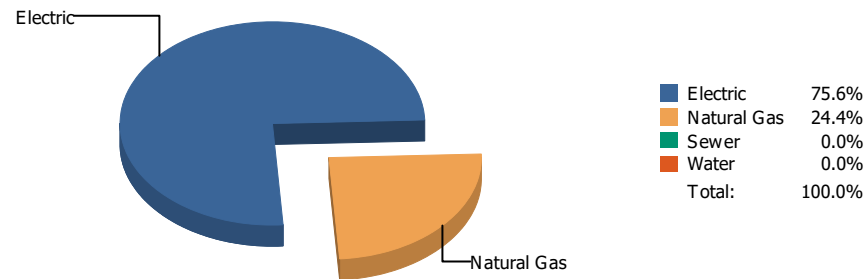


## Cost

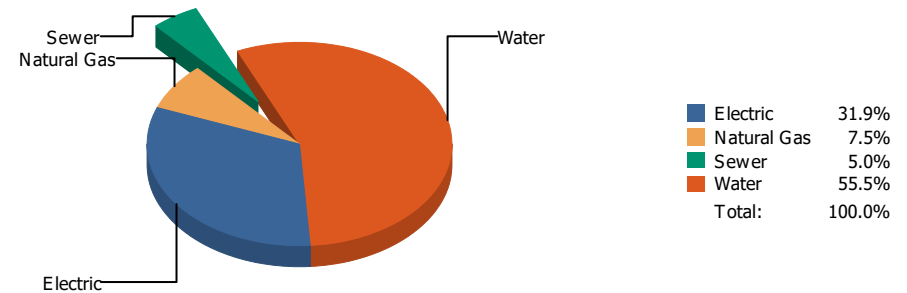


Commodity	Common Use	Energy Use	Energy Use / Area	Total Cost	Cost / Unit	Cost / Area
<b>Place: [HILLSIDE] HILLSIDE 121 [BUILDING]</b> <b>Area: 80,656 SqFt</b> <b>Billing Period: Jun 2022</b>						
ELECTRIC	42,075.00 kWh	143,560 KBtu	1.780 KBtu/SqFt	\$6,392.42	\$0.152 /kWh	\$0.079 /SqFt
NATURALGAS	156.00 CCF	16,068 KBtu	0.199 KBtu/SqFt	\$779.62	\$4.998 /CCF	\$0.010 /SqFt
SEWER	117.00 CCF			\$682.73	\$5.835 /CCF	\$0.008 /SqFt
WATER	507.00 CCF			\$3,199.59	\$6.311 /CCF	\$0.040 /SqFt
<b>Totals:</b>		<b>159,628 KBtu</b>	<b>1.979 KBtu/SqFt</b>	<b>\$11,054.36</b>		

## Energy

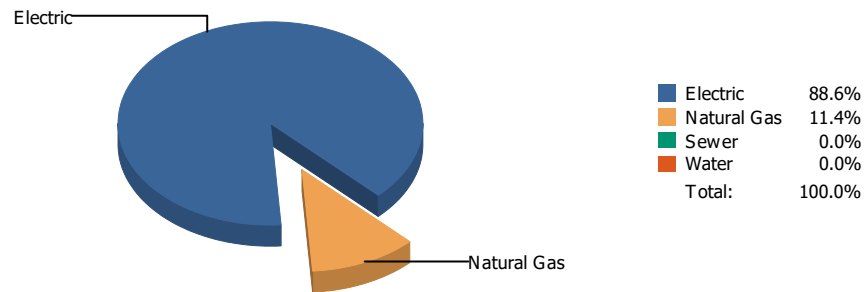


## Cost

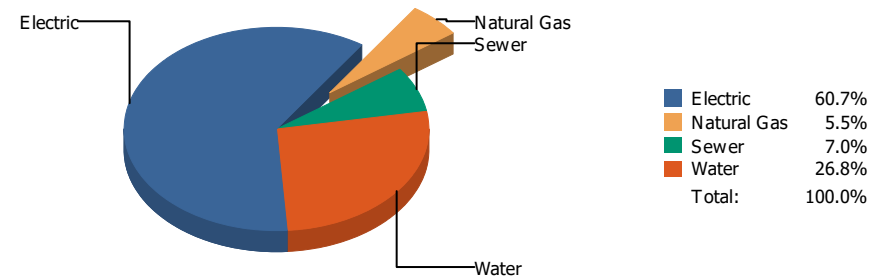


Commodity	Common Use	Energy Use	Energy Use / Area	Total Cost	Cost / Unit	Cost / Area
Place: [HOUSTON] HOUSTON 122 [BUILDING]						
Area: 84,178 SqFt						
Billing Period: Jun 2022						
ELECTRIC	20,880.00 kWh	71,243 KBtu	0.846 KBtu/SqFt	\$2,842.81	\$0.136 /kWh	\$0.034 /SqFt
NATURALGAS	223.00 CCF	22,969 KBtu	0.273 KBtu/SqFt	\$668.28	\$2.997 /CCF	\$0.008 /SqFt
SEWER	23.00 CCF			\$448.67	\$19.507 /CCF	\$0.005 /SqFt
WATER	1,086.00 CCF			\$4,948.36	\$4.557 /CCF	\$0.059 /SqFt
<b>Totals:</b>		<b>94,212 KBtu</b>	<b>1.119 KBtu/SqFt</b>	<b>\$8,908.12</b>		

## Energy

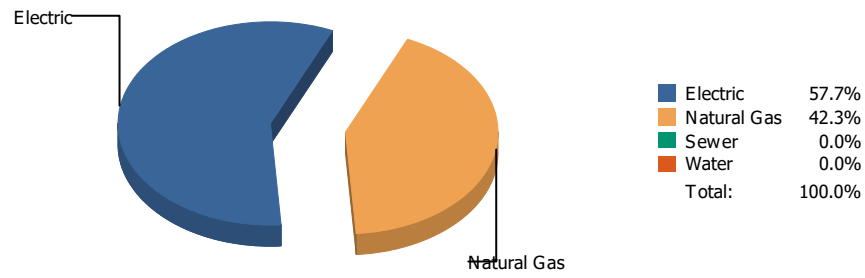


## Cost

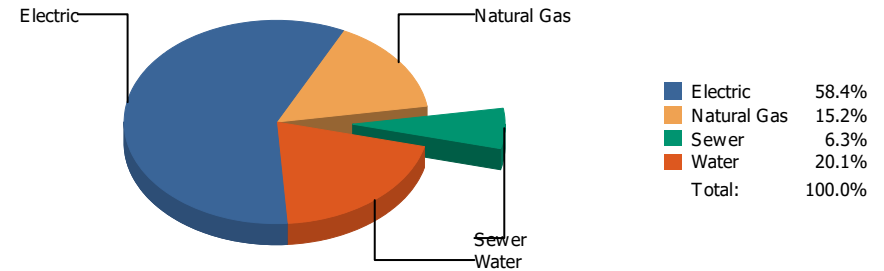


Commodity	Common Use	Energy Use	Energy Use / Area	Total Cost	Cost / Unit	Cost / Area
Place: [HUGHEY] HUGHEY 123 [BUILDING]						
Area: 74,815 SqFt						
Billing Period: Jun 2022						
ELECTRIC	30,616.00 kWh	104,462 KBtu	1.396 KBtu/SqFt	\$6,755.45	\$0.221 /kWh	\$0.090 /SqFt
NATURALGAS	130.00 CCF	13,390 KBtu	0.179 KBtu/SqFt	\$616.28	\$4.741 /CCF	\$0.008 /SqFt
SEWER	107.00 CCF			\$779.75	\$7.287 /CCF	\$0.010 /SqFt
WATER	448.00 CCF			\$2,983.64	\$6.660 /CCF	\$0.040 /SqFt
<b>Totals:</b>		<b>117,852 KBtu</b>	<b>1.575 KBtu/SqFt</b>	<b>\$11,135.12</b>		

## Energy

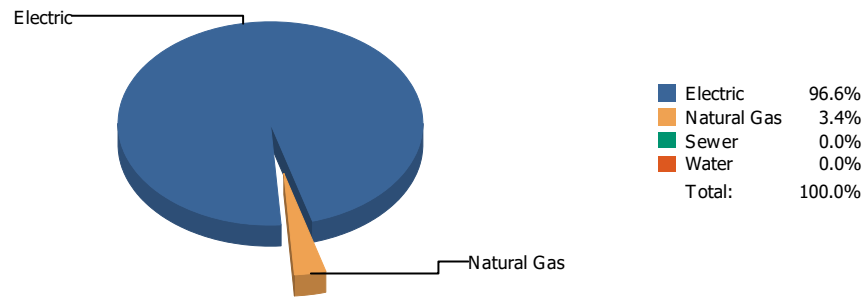


## Cost

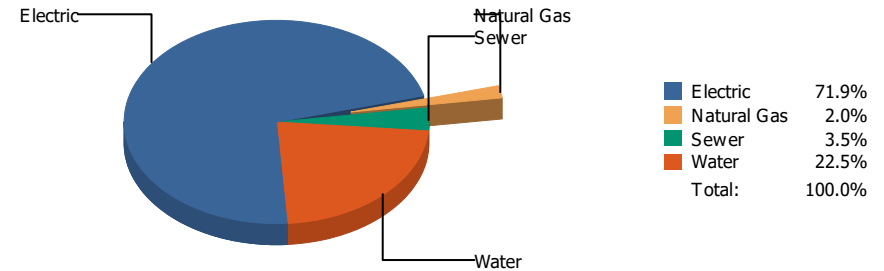


Commodity	Common Use	Energy Use	Energy Use / Area	Total Cost	Cost / Unit	Cost / Area
<b>Place: [IRVIN] IRVIN      008 [BUILDING]</b> <b>Area: 303,804 SqFt</b> <b>Billing Period: Jun 2022</b>						
ELECTRIC	134,852.00 kWh	460,115 KBtu	1.515 KBtu/SqFt	\$23,054.94	\$0.171 /kWh	\$0.076 /SqFt
NATURALGAS	3,281.00 CCF	337,943 KBtu	1.112 KBtu/SqFt	\$5,997.28	\$1.828 /CCF	\$0.019 /SqFt
SEWER	887.00 CCF			\$2,478.11	\$2.794 /CCF	\$0.008 /SqFt
WATER	1,965.00 CCF			\$7,924.81	\$4.033 /CCF	\$0.026 /SqFt
<b>Totals:</b>		<b>798,058 KBtu</b>	<b>2.627 KBtu/SqFt</b>	<b>\$39,455.14</b>		

## Energy

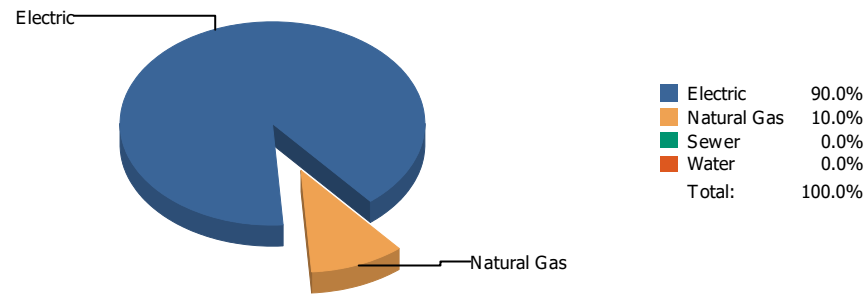


## Cost

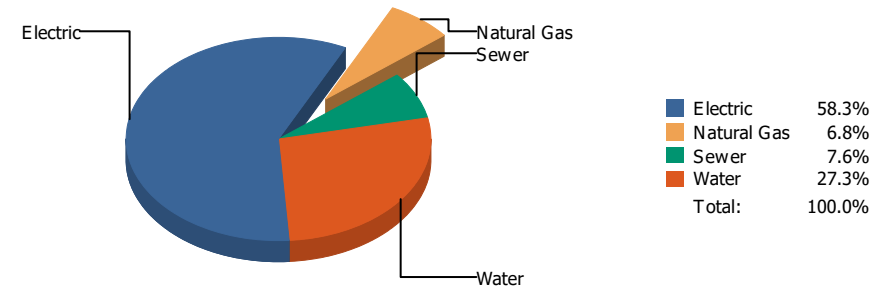


Commodity	Common Use	Energy Use	Energy Use / Area	Total Cost	Cost / Unit	Cost / Area
Place: [J_V_TINAJERO] J. V. TINAJERO 000 [ORGANIZATION]						
* Area Missing						
Billing Period: Jun 2022						
ELECTRIC	93,652.00 kWh	319,541 KBtu		\$13,988.52	\$0.149 /kWh	
NATURALGAS	109.00 CCF	11,227 KBtu		\$392.84	\$3.604 /CCF	
SEWER	57.00 CCF			\$678.91	\$11.911 /CCF	
WATER	838.00 CCF			\$4,384.03	\$5.232 /CCF	
<b>Totals:</b>		<b>330,768 KBtu</b>		<b>\$19,444.30</b>		

## Energy

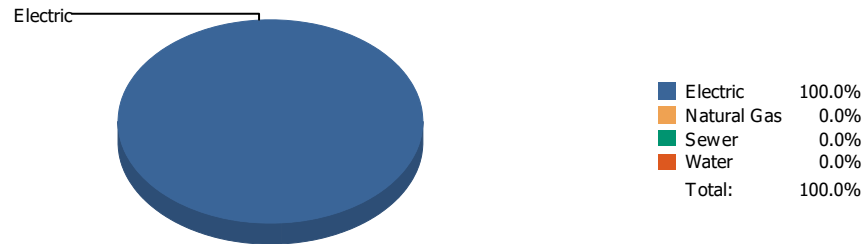


## Cost

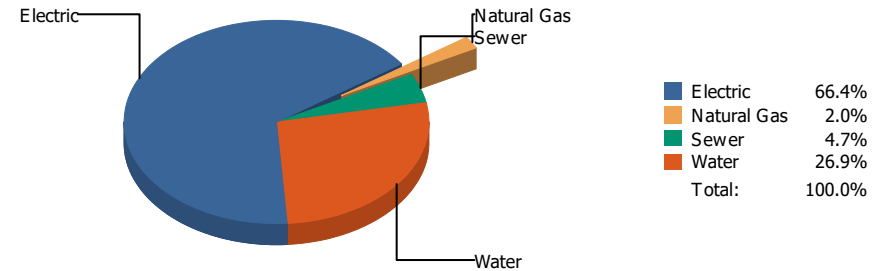


Commodity	Common Use	Energy Use	Energy Use / Area	Total Cost	Cost / Unit	Cost / Area
Place: [JEFFERSN] JEFFERSON 009 [BUILDING]						
Area: 257,708 SqFt						
Billing Period: Jun 2022						
ELECTRIC	97,505.00 kWh	332,687 KBtu	1.291 KBtu/SqFt	\$13,889.39	\$0.142 /kWh	\$0.054 /SqFt
NATURALGAS	360.00 CCF	37,080 KBtu	0.144 KBtu/SqFt	\$1,619.27	\$4.498 /CCF	\$0.006 /SqFt
SEWER	472.00 CCF			\$1,804.67	\$3.823 /CCF	\$0.007 /SqFt
WATER	1,371.00 CCF			\$6,494.75	\$4.737 /CCF	\$0.025 /SqFt
<b>Totals:</b>		<b>369,767 KBtu</b>	<b>1.435 KBtu/SqFt</b>	<b>\$23,808.08</b>		

## Energy



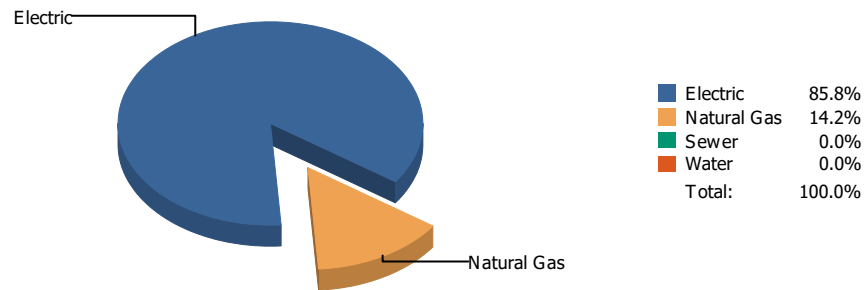
## Cost



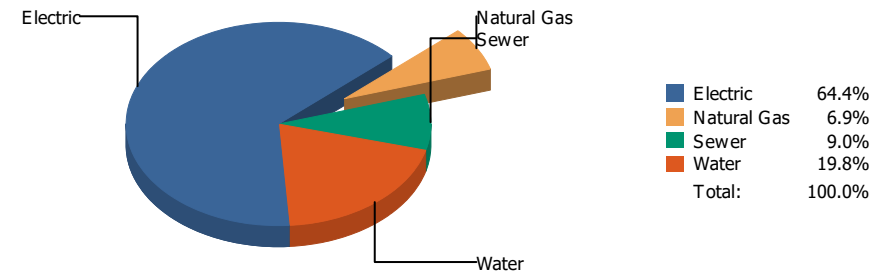
Commodity	Common Use	Energy Use	Energy Use / Area	Total Cost	Cost / Unit	Cost / Area
Place: [JOHNSON] L.B. JOHNSON 155 [BUILDING]						
Area: 87,993 SqFt						
Billing Period: Jun 2022						
ELECTRIC	37,600.00 kWh	128,291 KBtu	1.458 KBtu/SqFt	\$6,336.63	\$0.169 /kWh	\$0.072 /SqFt
NATURALGAS	0.00 CCF	0 KBtu	0.000 KBtu/SqFt	\$194.75	\$0.000 /CCF	\$0.002 /SqFt
SEWER	73.00 CCF			\$451.25	\$6.182 /CCF	\$0.005 /SqFt
WATER	483.00 CCF			\$2,566.43	\$5.314 /CCF	\$0.029 /SqFt
<b>Totals:</b>		<b>128,291 KBtu</b>	<b>1.458 KBtu/SqFt</b>	<b>\$9,549.06</b>		



## Energy

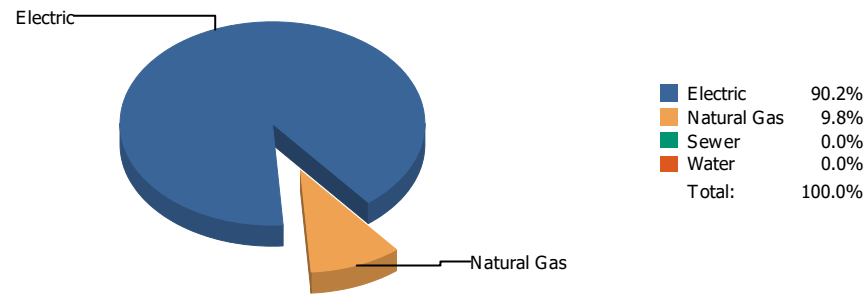


## Cost

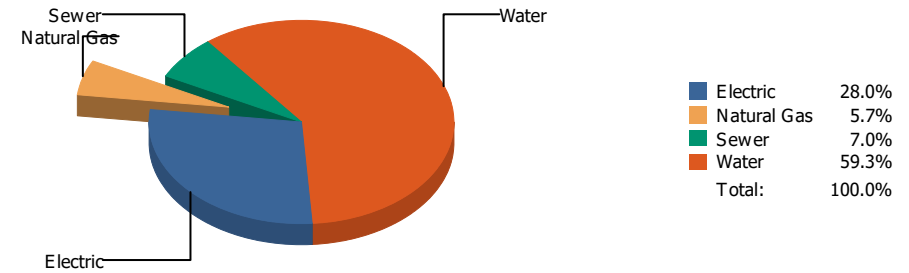


Commodity	Common Use	Energy Use	Energy Use / Area	Total Cost	Cost / Unit	Cost / Area
<b>Place: [KOHLBERG] KOHLBERG ELEMENTARY [BUILDING]</b>						
<b>Area: 99,884 SqFt</b>						
<b>Billing Period: Jun 2022</b>						
ELECTRIC	39,460.00 kWh	134,638 KBtu	1.348 KBtu/SqFt	\$6,121.43	\$0.155 /kWh	\$0.061 /SqFt
NATURALGAS	216.00 CCF	22,248 KBtu	0.223 KBtu/SqFt	\$659.53	\$3.053 /CCF	\$0.007 /SqFt
SEWER	195.00 CCF			\$851.92	\$4.369 /CCF	\$0.008 /SqFt
WATER	439.00 CCF			\$1,879.76	\$4.282 /CCF	\$0.019 /SqFt
<b>Totals:</b>		<b>156,886 KBtu</b>	<b>1.571 KBtu/SqFt</b>	<b>\$9,512.64</b>		

## Energy



## Cost



Commodity	Common Use	Energy Use	Energy Use / Area	Total Cost	Cost / Unit	Cost / Area
Place: [LAMAR] LAMAR 125 [BUILDING]						
Area: 76,252 SqFt						
Billing Period: Jun 2022						
ELECTRIC	26,100.00 kWh	89,053 KBtu	1.168 KBtu/SqFt	\$3,471.21	\$0.133 /kWh	\$0.046 /SqFt
NATURALGAS	94.00 CCF	9,682 KBtu	0.127 KBtu/SqFt	\$701.76	\$7.466 /CCF	\$0.009 /SqFt
SEWER	83.00 CCF			\$867.55	\$10.452 /CCF	\$0.011 /SqFt
WATER	1,062.00 CCF			\$7,347.92	\$6.919 /CCF	\$0.096 /SqFt
<b>Totals:</b>		<b>98,735 KBtu</b>	<b>1.295 KBtu/SqFt</b>	<b>\$12,388.44</b>		

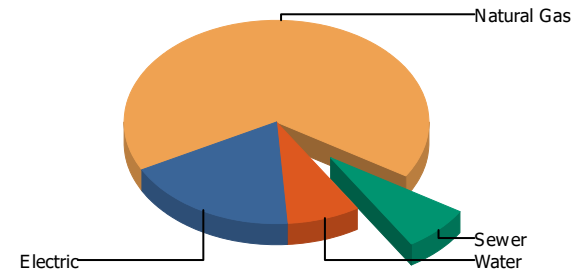
## Energy

Electric



Electric	100.0%
Natural Gas	0.0%
Sewer	0.0%
Water	0.0%
<b>Total</b>	<b>100.0%</b>

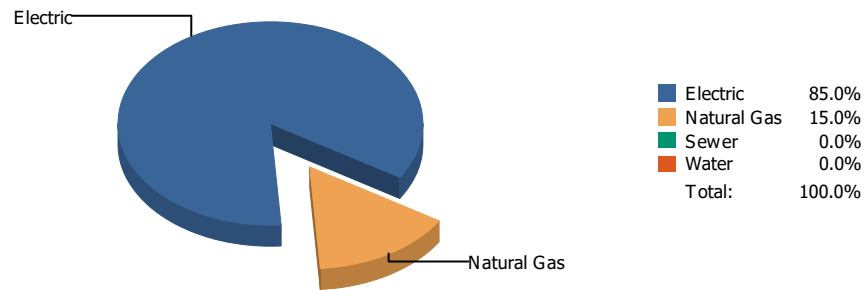
## Cost



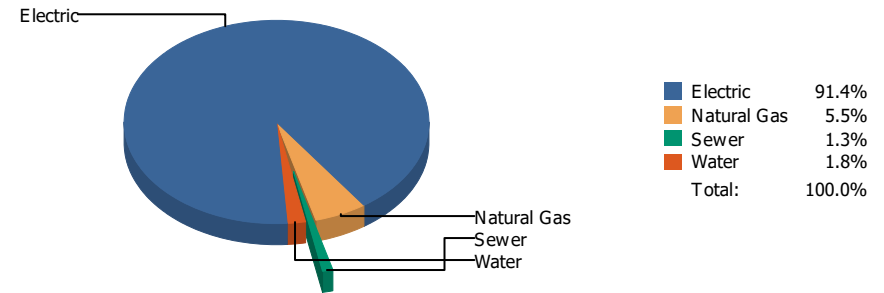
Electric	18.4%
Natural Gas	66.6%
Sewer	7.2%
Water	7.9%
<b>Total</b>	<b>100.0%</b>

Commodity	Common Use	Energy Use	Energy Use / Area	Total Cost	Cost / Unit	Cost / Area
Place: [LIVE-MAT] LIVE MATERIAL CENTER 929 [BUILDING]						
Area: 2,483 SqFt						
Billing Period: Jun 2022						
ELECTRIC	494.00 kWh	1,686 KBtu	0.679 KBtu/SqFt	\$107.57	\$0.218 /kWh	\$0.043 /SqFt
NATURALGAS	0.00 CCF	0 KBtu	0.000 KBtu/SqFt	\$389.50	\$0.000 /CCF	\$0.157 /SqFt
SEWER	1.00 CCF			\$42.07	\$42.070 /CCF	\$0.017 /SqFt
WATER	1.00 CCF			\$46.00	\$46.000 /CCF	\$0.018 /SqFt
<b>Totals:</b>		<b>1,686 KBtu</b>	<b>0.679 KBtu/SqFt</b>	<b>\$585.14</b>		

## Energy

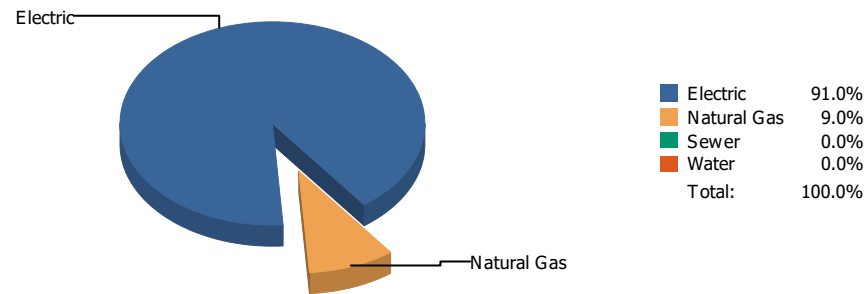


## Cost

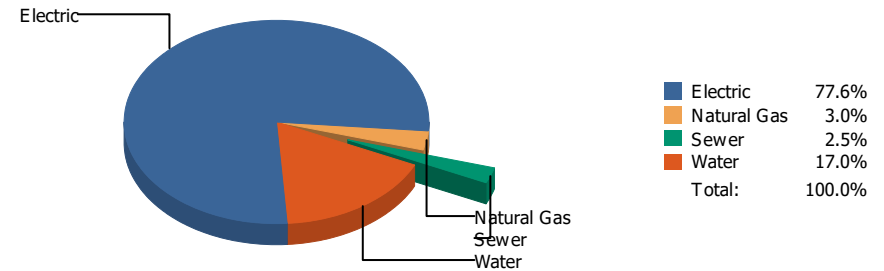


Commodity	Common Use	Energy Use	Energy Use / Area	Total Cost	Cost / Unit	Cost / Area
<b>Place: [LOGAN] LOGAN      128 [BUILDING]</b> <b>Area: 72,248 SqFt</b> <b>Billing Period: Jun 2022</b>						
ELECTRIC	54,200.00 kWh	184,930 KBtu	2.560 KBtu/SqFt	\$9,913.99	\$0.183 /kWh	\$0.137 /SqFt
NATURALGAS	318.00 CCF	32,754 KBtu	0.453 KBtu/SqFt	\$592.06	\$1.862 /CCF	\$0.008 /SqFt
SEWER	8.00 CCF			\$141.84	\$17.730 /CCF	\$0.002 /SqFt
WATER	25.00 CCF			\$196.64	\$7.866 /CCF	\$0.003 /SqFt
<b>Totals:</b>		<b>217,684 KBtu</b>	<b>3.013 KBtu/SqFt</b>	<b>\$10,844.53</b>		

## Energy

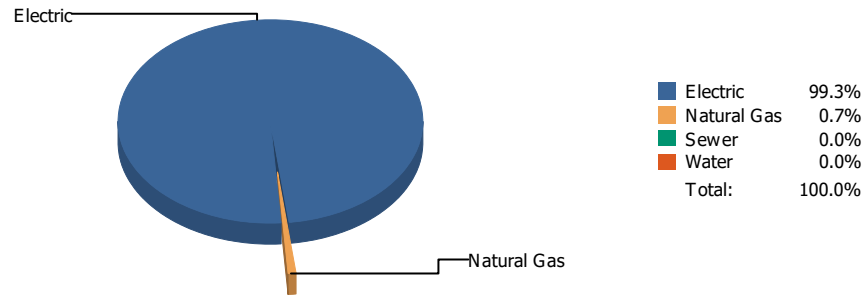


## Cost

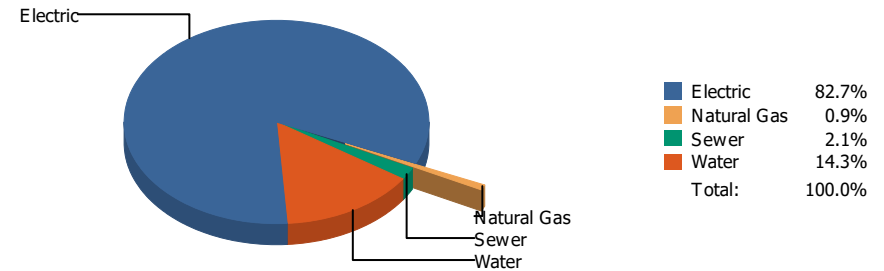


Commodity	Common Use	Energy Use	Energy Use / Area	Total Cost	Cost / Unit	Cost / Area
Place: [LUNDY_2] LUNDY 177 [BUILDING]						
Area: 112,731 SqFt						
Billing Period: Jun 2022						
ELECTRIC	89,400.00 kWh	305,033 KBtu	2.706 KBtu/SqFt	\$19,878.58	\$0.222 /kWh	\$0.176 /SqFt
NATURALGAS	294.00 CCF	30,282 KBtu	0.269 KBtu/SqFt	\$757.02	\$2.575 /CCF	\$0.007 /SqFt
SEWER	87.00 CCF			\$631.69	\$7.261 /CCF	\$0.006 /SqFt
WATER	693.00 CCF			\$4,341.06	\$6.264 /CCF	\$0.038 /SqFt
<b>Totals:</b>		<b>335,315 KBtu</b>	<b>2.974 KBtu/SqFt</b>	<b>\$25,608.35</b>		

## Energy



## Cost



Commodity	Common Use	Energy Use	Energy Use / Area	Total Cost	Cost / Unit	Cost / Area
Place: [MAC] MACARTHUR 129 [BUILDING]						
Area: 143,341 SqFt						
Billing Period: Jun 2022						
ELECTRIC	129,200.00 kWh	440,830 KBtu	3.075 KBtu/SqFt	\$21,007.40	\$0.163 /kWh	\$0.147 /SqFt
NATURALGAS	31.00 CCF	3,193 KBtu	0.022 KBtu/SqFt	\$233.51	\$7.533 /CCF	\$0.002 /SqFt
SEWER	103.00 CCF			\$525.95	\$5.106 /CCF	\$0.004 /SqFt
WATER	623.00 CCF			\$3,643.65	\$5.849 /CCF	\$0.025 /SqFt
<b>Totals:</b>		<b>444,023 KBtu</b>	<b>3.098 KBtu/SqFt</b>	<b>\$25,410.51</b>		

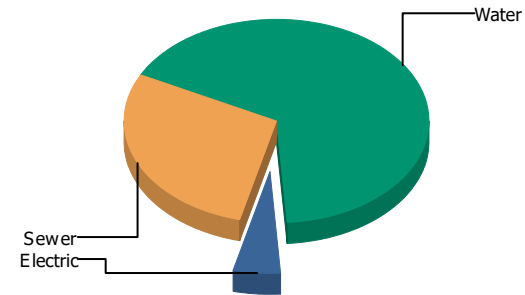
## Energy

Electric



■ Electric 100.0%  
 ■ Sewer 0.0%  
 ■ Water 0.0%  
 Total: 100.0%

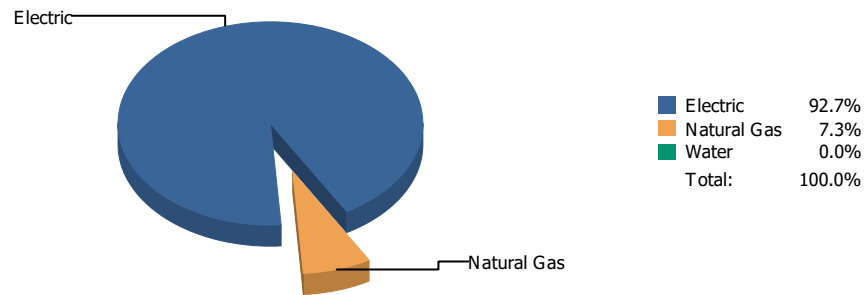
## Cost



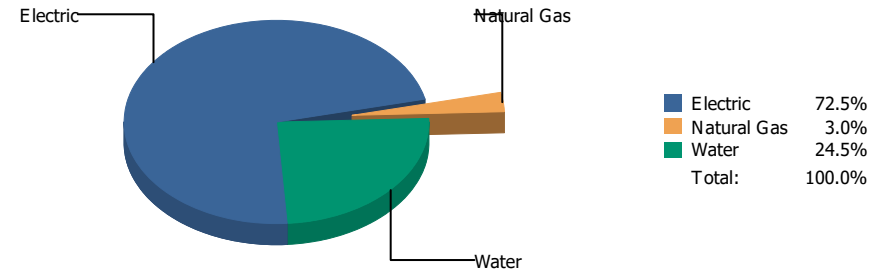
■ Electric 5.0%  
 ■ Sewer 28.5%  
 ■ Water 66.5%  
 Total: 100.0%

Commodity	Common Use	Energy Use	Energy Use / Area	Total Cost	Cost / Unit	Cost / Area
<b>Place: [MAGOFFIN] MAGOFFIN OLD 047 [BUILDING]</b> <b>Area: 76,378 SqFt</b> <b>Billing Period: Jun 2022</b>						
ELECTRIC	399.00 kWh	1,361 KBtu	0.018 KBtu/SqFt	\$81.14	\$0.203 /kWh	\$0.001 /SqFt
SEWER	21.00 CCF			\$467.35	\$22.255 /CCF	\$0.006 /SqFt
WATER	94.00 CCF			\$1,089.45	\$11.590 /CCF	\$0.014 /SqFt
<b>Totals:</b>		<b>1,361 KBtu</b>	<b>0.018 KBtu/SqFt</b>	<b>\$1,637.94</b>		

## Energy



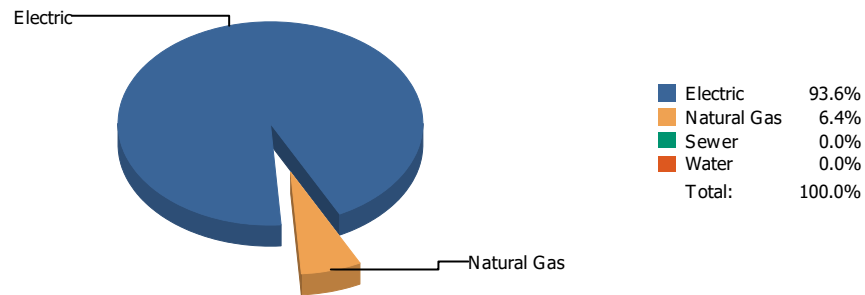
## Cost



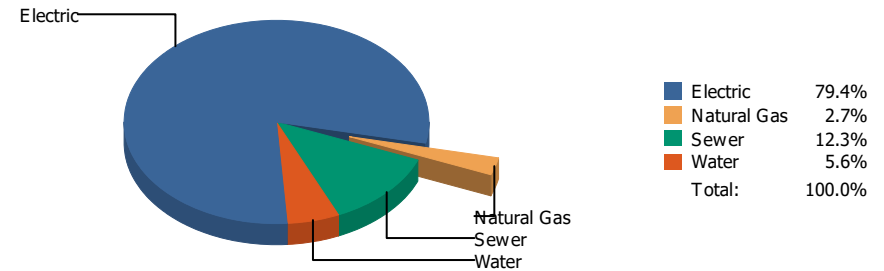
Commodity	Common Use	Energy Use	Energy Use / Area	Total Cost	Cost / Unit	Cost / Area
<b>Place: [MAGOFFINNEWMIDDLESCHOOL] MAGOFFIN NEW MIDDLE SCHOOL [BUILDING]</b>						
<b>Area: 116,136 SqFt</b>						
<b>Billing Period: Jun 2022</b>						
ELECTRIC	121,900.00 kWh	415,923 KBtu	3.581 KBtu/SqFt	\$19,131.73	\$0.157 /kWh	\$0.165 /SqFt
NATURALGAS	316.00 CCF	32,548 KBtu	0.280 KBtu/SqFt	\$785.15	\$2.485 /CCF	\$0.007 /SqFt
WATER	972.00 CCF			\$6,471.75	\$6.658 /CCF	\$0.056 /SqFt
<b>Totals:</b>		<b>448,471 KBtu</b>	<b>3.862 KBtu/SqFt</b>	<b>\$26,388.63</b>		



## Energy

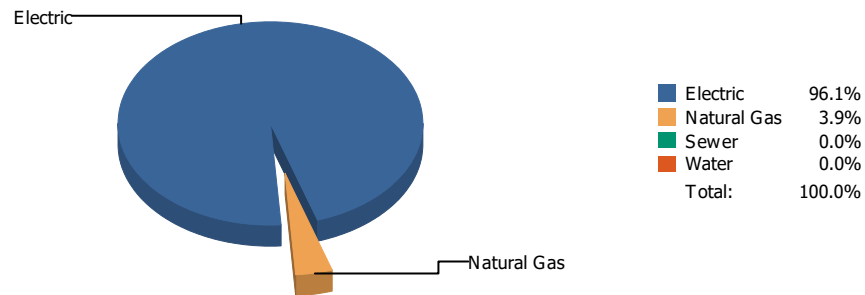


## Cost

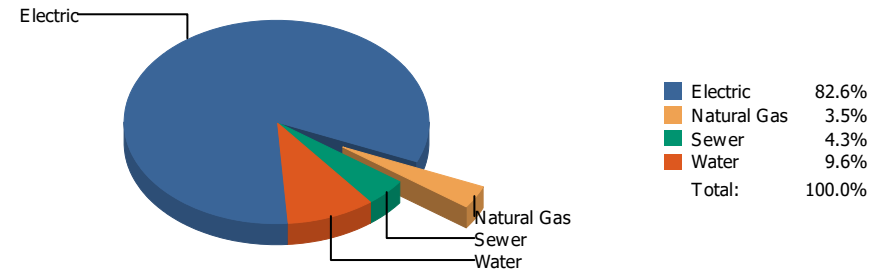


Commodity	Common Use	Energy Use	Energy Use / Area	Total Cost	Cost / Unit	Cost / Area
Place: [MAXINE] MAXINE SILVA HEALTH MAGNET 011 [BUILDING]						
Area: 80,909 SqFt						
Billing Period: Jun 2022						
ELECTRIC	73,200.00 kWh	249,758 KBtu	3.087 KBtu/SqFt	\$11,686.05	\$0.160 /kWh	\$0.144 /SqFt
NATURALGAS	165.00 CCF	16,995 KBtu	0.210 KBtu/SqFt	\$401.05	\$2.431 /CCF	\$0.005 /SqFt
SEWER	616.00 CCF			\$1,803.32	\$2.927 /CCF	\$0.022 /SqFt
WATER	199.00 CCF			\$823.16	\$4.136 /CCF	\$0.010 /SqFt
<b>Totals:</b>		<b>266,753 KBtu</b>	<b>3.297 KBtu/SqFt</b>	<b>\$14,713.58</b>		

## Energy



## Cost



Commodity	Common Use	Energy Use	Energy Use / Area	Total Cost	Cost / Unit	Cost / Area
Place: [MESITA] MESITA 130 [BUILDING]						
Area: 100,583 SqFt						
Billing Period: Jun 2022						
ELECTRIC	80,280.00 kWh	273,915 KBtu	2.723 KBtu/SqFt	\$12,327.05	\$0.154 /kWh	\$0.123 /SqFt
NATURALGAS	109.00 CCF	11,227 KBtu	0.112 KBtu/SqFt	\$525.75	\$4.823 /CCF	\$0.005 /SqFt
SEWER	94.00 CCF			\$649.12	\$6.906 /CCF	\$0.006 /SqFt
WATER	182.00 CCF			\$1,429.11	\$7.852 /CCF	\$0.014 /SqFt
<b>Totals:</b>		<b>285,142 KBtu</b>	<b>2.835 KBtu/SqFt</b>	<b>\$14,931.03</b>		

## Energy

Electric

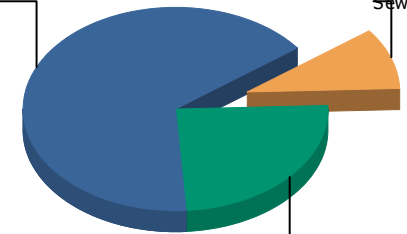


■ Electric 100.0%  
 ■ Sewer 0.0%  
 ■ Water 0.0%  
 Total: 100.0%

## Cost

Electric

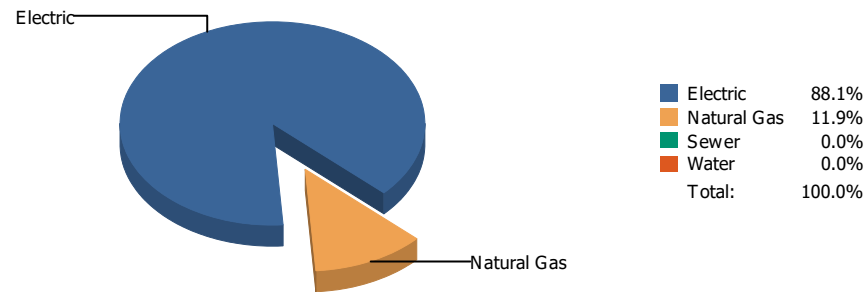
Sewer



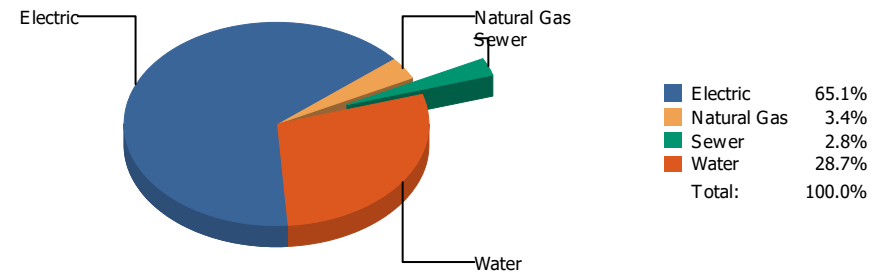
■ Electric 65.9%  
 ■ Sewer 9.5%  
 ■ Water 24.6%  
 Total: 100.0%

Commodity	Common Use	Energy Use	Energy Use / Area	Total Cost	Cost / Unit	Cost / Area
Place: [MILAM] MILAM 131 [BUILDING]						
Area: 63,641 SqFt						
Billing Period: Jun 2022						
ELECTRIC	11,760.00 kWh	40,125 KBtu	0.630 KBtu/SqFt	\$3,201.99	\$0.272 /kWh	\$0.050 /SqFt
SEWER	78.00 CCF			\$463.70	\$5.945 /CCF	\$0.007 /SqFt
WATER	242.00 CCF			\$1,193.27	\$4.931 /CCF	\$0.019 /SqFt
<b>Totals:</b>		<b>40,125 KBtu</b>	<b>0.630 KBtu/SqFt</b>	<b>\$4,858.96</b>		

## Energy

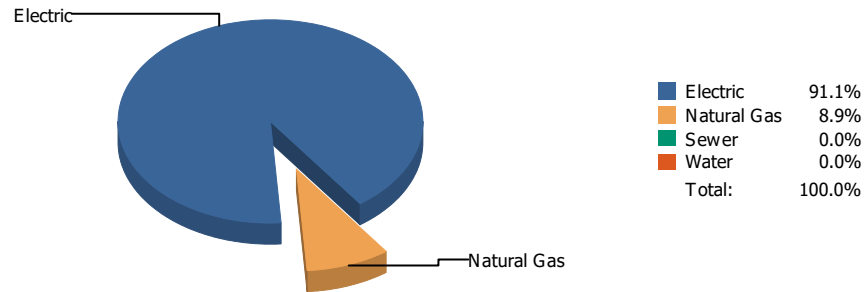


## Cost

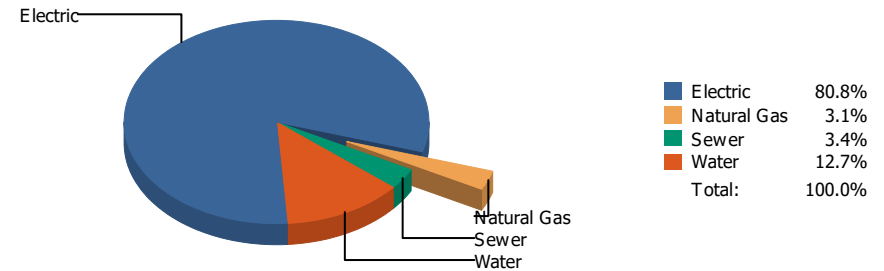


Commodity	Common Use	Energy Use	Energy Use / Area	Total Cost	Cost / Unit	Cost / Area
Place: [MOREHEAD] MOREHEAD 046 [BUILDING]						
Area: 119,353 SqFt						
Billing Period: Jun 2022						
ELECTRIC	84,180.00 kWh	287,222 KBtu	2.406 KBtu/SqFt	\$12,735.85	\$0.151 /kWh	\$0.107 /SqFt
NATURALGAS	378.00 CCF	38,934 KBtu	0.326 KBtu/SqFt	\$667.32	\$1.765 /CCF	\$0.006 /SqFt
SEWER	54.00 CCF			\$549.52	\$10.176 /CCF	\$0.005 /SqFt
WATER	2,025.00 CCF			\$5,608.00	\$2.769 /CCF	\$0.047 /SqFt
<b>Totals:</b>		<b>326,156 KBtu</b>	<b>2.733 KBtu/SqFt</b>	<b>\$19,560.69</b>		

## Energy

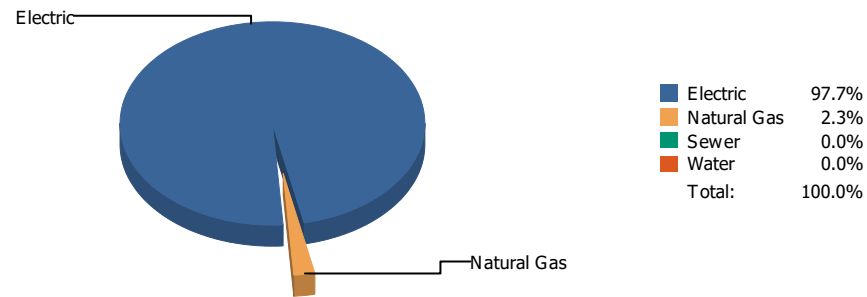


## Cost

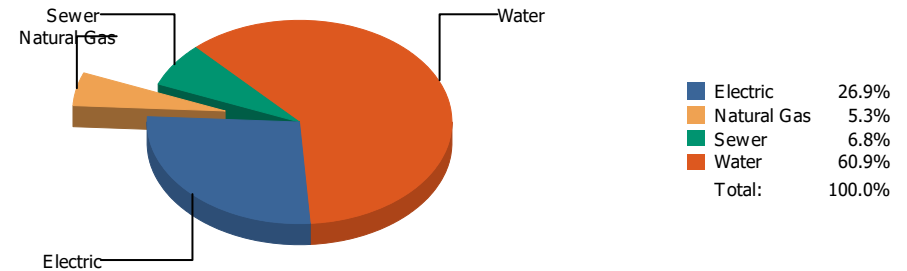


Commodity	Common Use	Energy Use	Energy Use / Area	Total Cost	Cost / Unit	Cost / Area
<b>Place: [MOYE_2] MOYE [BUILDING]</b>						
<b>Area: 93,197 SqFt</b>						
<b>Billing Period: Jun 2022</b>						
ELECTRIC	66,600.00 kWh	227,239 KBtu	2.438 KBtu/SqFt	\$12,193.89	\$0.183 /kWh	\$0.131 /SqFt
NATURALGAS	215.00 CCF	22,145 KBtu	0.238 KBtu/SqFt	\$463.51	\$2.156 /CCF	\$0.005 /SqFt
SEWER	39.00 CCF			\$512.17	\$13.133 /CCF	\$0.005 /SqFt
WATER	429.00 CCF			\$1,914.97	\$4.464 /CCF	\$0.020 /SqFt
<b>Totals:</b>		<b>249,384 KBtu</b>	<b>2.676 KBtu/SqFt</b>	<b>\$15,084.54</b>		

## Energy



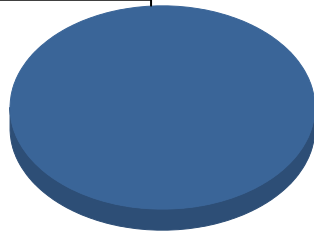
## Cost



Commodity	Common Use	Energy Use	Energy Use / Area	Total Cost	Cost / Unit	Cost / Area
<b>Place: [MULTI-MEDIACENTER] MULTI-MEDIA CENTER [BUILDING]</b>						
<b>Area: 27,633 SqFt</b>						
<b>Billing Period: Jun 2022</b>						
ELECTRIC	7,772.00 kWh	26,518 KBtu	0.960 KBtu/SqFt	\$1,021.46	\$0.131 /kWh	\$0.037 /SqFt
NATURALGAS	6.00 CCF	618 KBtu	0.022 KBtu/SqFt	\$202.25	\$33.708 /CCF	\$0.007 /SqFt
SEWER	55.00 CCF			\$258.87	\$4.707 /CCF	\$0.009 /SqFt
WATER	329.00 CCF			\$2,309.74	\$7.020 /CCF	\$0.084 /SqFt
<b>Totals:</b>		<b>27,136 KBtu</b>	<b>0.982 KBtu/SqFt</b>	<b>\$3,792.32</b>		

## Energy

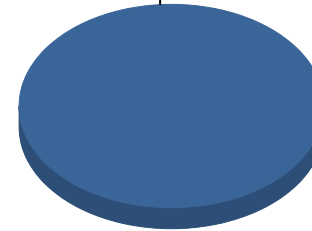
Electric



■ Electric 100.0%  
Total: 100.0%

## Cost

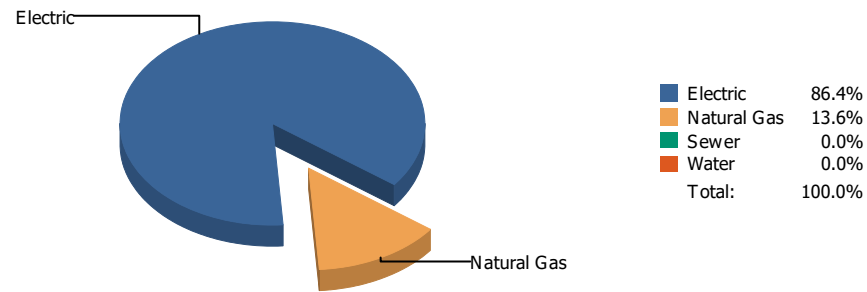
Electric



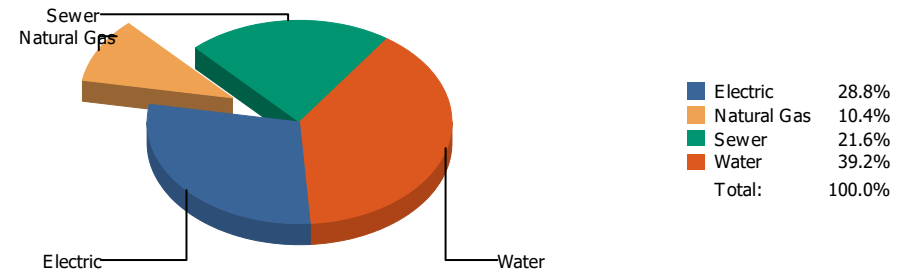
■ Electric 100.0%  
Total: 100.0%

Commodity	Common Use	Energy Use	Energy Use / Area	Total Cost	Cost / Unit	Cost / Area
Place: [NE-AREA-OFFICES] N.E. AREA OFFICES 882 [BUILDING]						
Area: 7,328 SqFt						
Billing Period: Jun 2022						
ELECTRIC	120.00 kWh	409 KBtu	0.056 KBtu/SqFt	\$36.92	\$0.308 /kWh	\$0.005 /SqFt
<b>Totals:</b>		<b>409 KBtu</b>	<b>0.056 KBtu/SqFt</b>	<b>\$36.92</b>		

## Energy



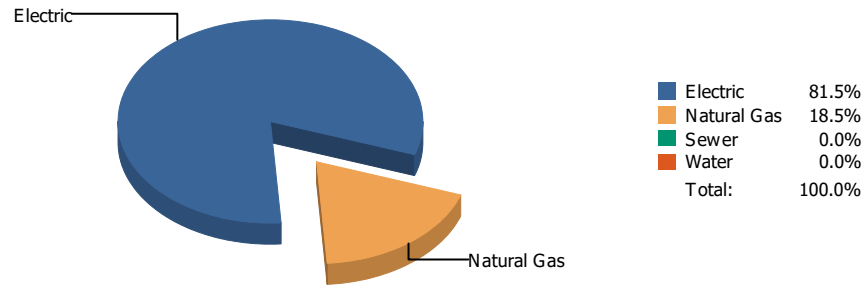
## Cost



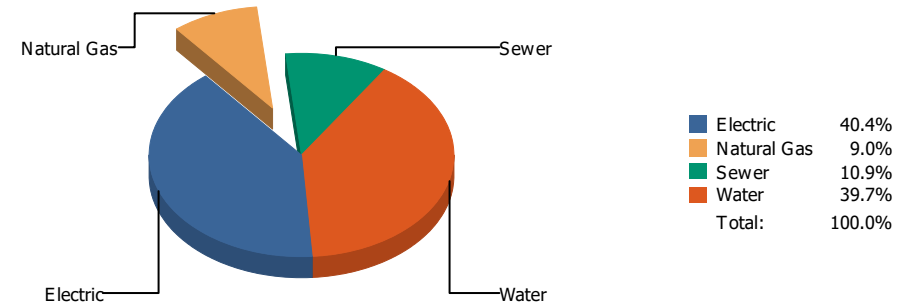
Commodity	Common Use	Energy Use	Energy Use / Area	Total Cost	Cost / Unit	Cost / Area
Place: [NETTRANSPORTATION] N.E. TRANSPORTATION 826 [BUILDING]						
Area: 5,995 SqFt						
Billing Period: Jun 2022						
ELECTRIC	5,970.00 kWh	20,370 KBtu	3.398 KBtu/SqFt	\$647.87	\$0.109 /kWh	\$0.108 /SqFt
NATURALGAS	31.00 CCF	3,193 KBtu	0.533 KBtu/SqFt	\$233.51	\$7.533 /CCF	\$0.039 /SqFt
SEWER	28.00 CCF			\$484.78	\$17.314 /CCF	\$0.081 /SqFt
WATER	182.00 CCF			\$882.50	\$4.849 /CCF	\$0.147 /SqFt
<b>Totals:</b>		<b>23,563 KBtu</b>	<b>3.930 KBtu/SqFt</b>	<b>\$2,248.66</b>		



## Energy

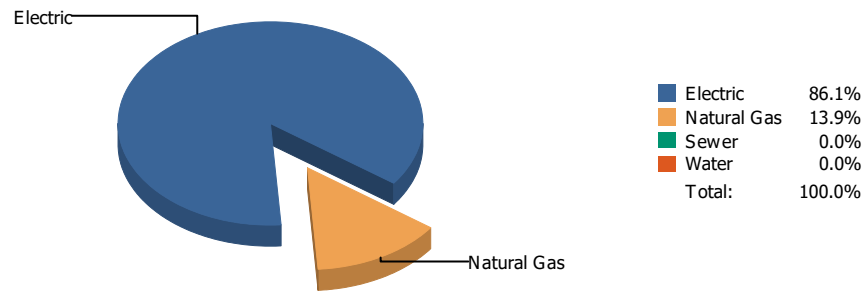


## Cost

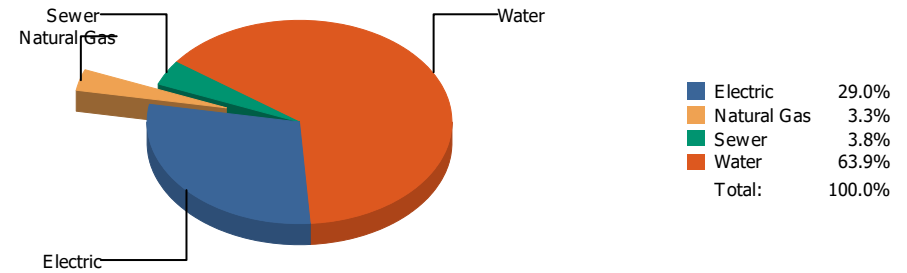


Commodity	Common Use	Energy Use	Energy Use / Area	Total Cost	Cost / Unit	Cost / Area
Place: [NEWMAN] NEWMAN ELEMENTARY 133 [BUILDING]						
Area: 73,291 SqFt						
Billing Period: Jun 2022						
ELECTRIC	16,117.00 kWh	54,991 KBtu	0.750 KBtu/SqFt	\$3,312.83	\$0.206 /kWh	\$0.045 /SqFt
NATURALGAS	121.00 CCF	12,463 KBtu	0.170 KBtu/SqFt	\$735.53	\$6.079 /CCF	\$0.010 /SqFt
SEWER	271.00 CCF			\$893.60	\$3.297 /CCF	\$0.012 /SqFt
WATER	746.00 CCF			\$3,255.17	\$4.363 /CCF	\$0.044 /SqFt
<b>Totals:</b>		<b>67,454 KBtu</b>	<b>0.920 KBtu/SqFt</b>	<b>\$8,197.13</b>		

## Energy

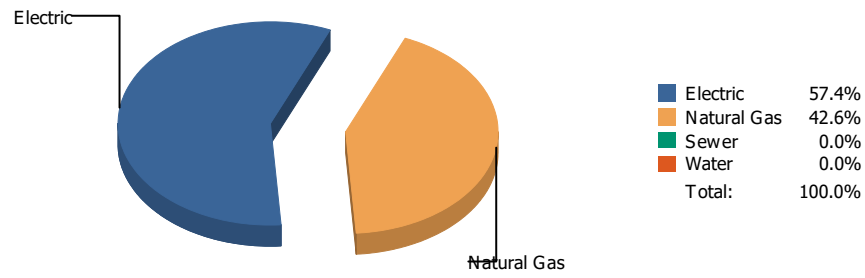


## Cost

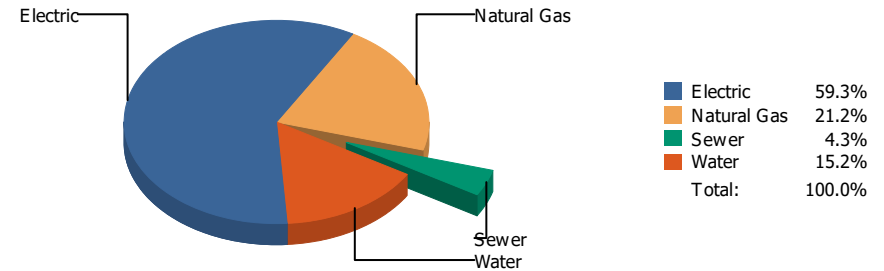


Commodity	Common Use	Energy Use	Energy Use / Area	Total Cost	Cost / Unit	Cost / Area
<b>Place: [NIXON] L.A. NIXON      161 [BUILDING]</b> <b>Area: 76,873 SqFt</b> <b>Billing Period: Jun 2022</b>						
ELECTRIC	31,920.00 kWh	108,911 KBtu	1.417 KBtu/SqFt	\$5,289.71	\$0.166 /kWh	\$0.069 /SqFt
NATURALGAS	171.00 CCF	17,613 KBtu	0.229 KBtu/SqFt	\$603.26	\$3.528 /CCF	\$0.008 /SqFt
SEWER	81.00 CCF			\$689.98	\$8.518 /CCF	\$0.009 /SqFt
WATER	1,429.00 CCF			\$11,676.96	\$8.171 /CCF	\$0.152 /SqFt
<b>Totals:</b>		<b>126,524 KBtu</b>	<b>1.646 KBtu/SqFt</b>	<b>\$18,259.91</b>		

## Energy

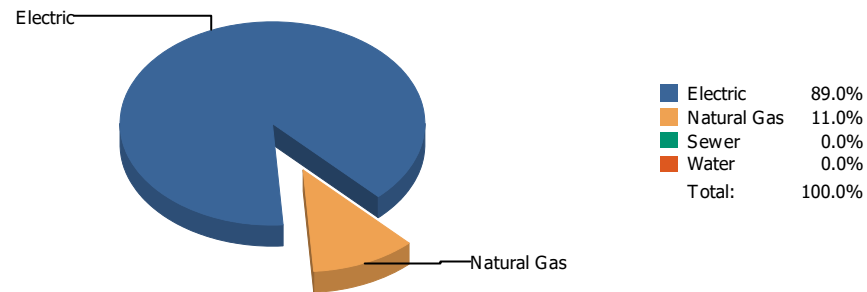


## Cost

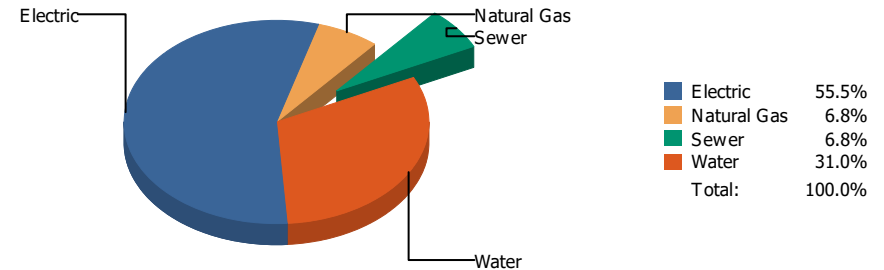


Commodity	Common Use	Energy Use	Energy Use / Area	Total Cost	Cost / Unit	Cost / Area
<b>Place: [OCC-CTR] OCCUPATIONAL CTR. [BUILDING]</b>						
<b>Area: 11,845 SqFt</b>						
<b>Billing Period: Jun 2022</b>						
ELECTRIC	10,800.00 kWh	36,850 KBtu	3.111 KBtu/SqFt	\$1,473.85	\$0.136 /kWh	\$0.124 /SqFt
NATURALGAS	265.00 CCF	27,295 KBtu	2.304 KBtu/SqFt	\$526.03	\$1.985 /CCF	\$0.044 /SqFt
SEWER	4.00 CCF			\$106.85	\$26.713 /CCF	\$0.009 /SqFt
WATER	76.00 CCF			\$376.85	\$4.959 /CCF	\$0.032 /SqFt
<b>Totals:</b>		<b>64,145 KBtu</b>	<b>5.415 KBtu/SqFt</b>	<b>\$2,483.58</b>		

## Energy

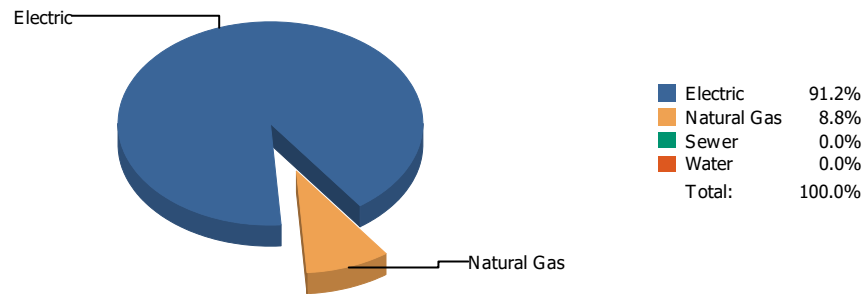


## Cost

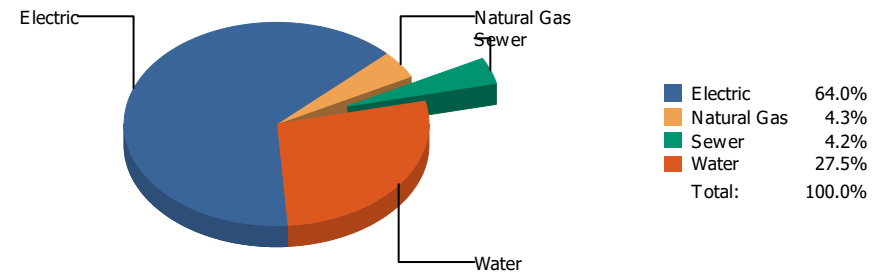


Commodity	Common Use	Energy Use	Energy Use / Area	Total Cost	Cost / Unit	Cost / Area
<b>Place: [PARK] PARK      134 [BUILDING]</b> <b>Area: 63,609 SqFt</b> <b>Billing Period: Jun 2022</b>						
ELECTRIC	28,109.00 kWh	95,908 KBtu	1.508 KBtu/SqFt	\$4,372.34	\$0.156 /kWh	\$0.069 /SqFt
NATURALGAS	115.00 CCF	11,845 KBtu	0.186 KBtu/SqFt	\$533.02	\$4.635 /CCF	\$0.008 /SqFt
SEWER	77.00 CCF			\$532.46	\$6.915 /CCF	\$0.008 /SqFt
WATER	370.00 CCF			\$2,443.81	\$6.605 /CCF	\$0.038 /SqFt
<b>Totals:</b>		<b>107,753 KBtu</b>	<b>1.694 KBtu/SqFt</b>	<b>\$7,881.63</b>		

## Energy

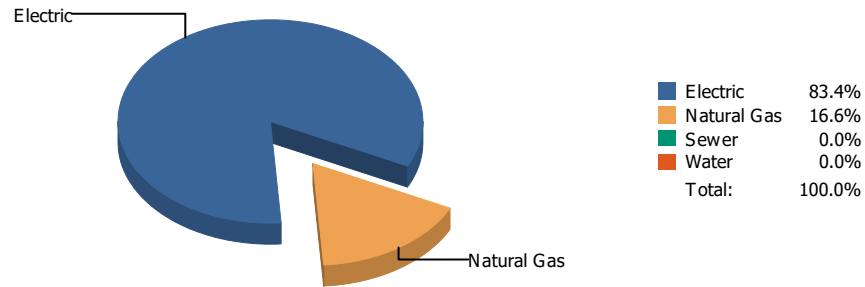


## Cost

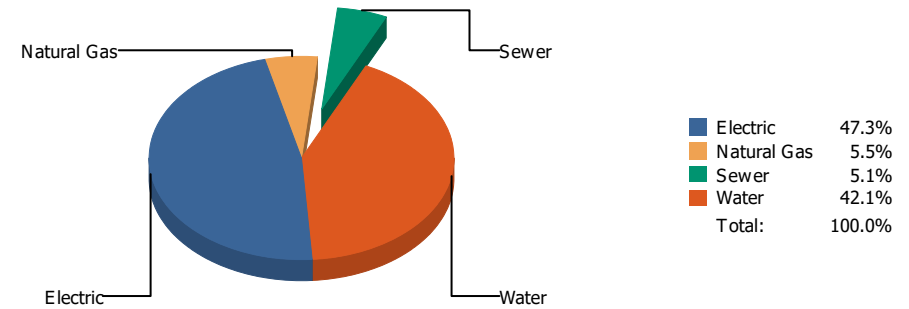


Commodity	Common Use	Energy Use	Energy Use / Area	Total Cost	Cost / Unit	Cost / Area
Place: [PAUL-MORENO_1] PAUL MORENO 167 [BUILDING]						
Area: 87,824 SqFt						
Billing Period: Jun 2022						
ELECTRIC	48,600.00 kWh	165,823 KBtu	1.888 KBtu/SqFt	\$8,714.49	\$0.179 /kWh	\$0.099 /SqFt
NATURALGAS	156.00 CCF	16,068 KBtu	0.183 KBtu/SqFt	\$584.54	\$3.747 /CCF	\$0.007 /SqFt
SEWER	84.00 CCF			\$575.53	\$6.852 /CCF	\$0.007 /SqFt
WATER	1,003.00 CCF			\$3,746.52	\$3.735 /CCF	\$0.043 /SqFt
<b>Totals:</b>		<b>181,891 KBtu</b>	<b>2.071 KBtu/SqFt</b>	<b>\$13,621.08</b>		

## Energy

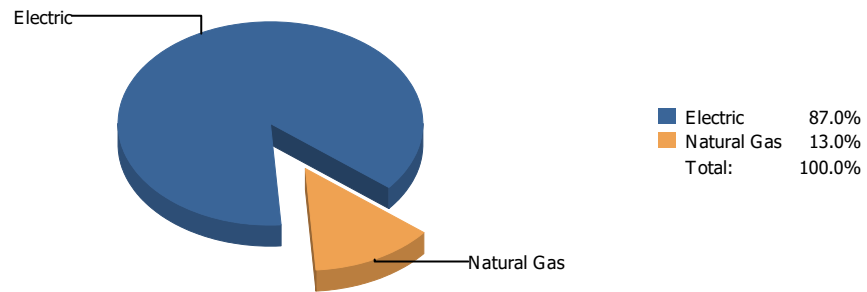


## Cost

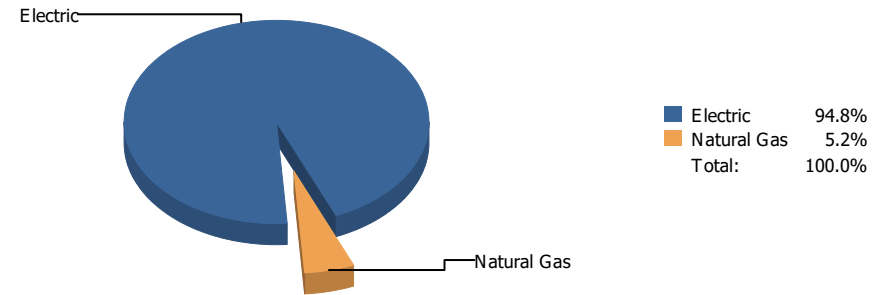


Commodity	Common Use	Energy Use	Energy Use / Area	Total Cost	Cost / Unit	Cost / Area
<b>Place: [POLK] POLK      159 [BUILDING]</b> <b>Area: 67,321 SqFt</b> <b>Billing Period: Jun 2022</b>						
ELECTRIC	36,120.00 kWh	123,241 KBtu	1.831 KBtu/SqFt	\$5,925.76	\$0.164 /kWh	\$0.088 /SqFt
NATURALGAS	239.00 CCF	24,617 KBtu	0.366 KBtu/SqFt	\$688.29	\$2.880 /CCF	\$0.010 /SqFt
SEWER	149.00 CCF			\$640.49	\$4.299 /CCF	\$0.010 /SqFt
WATER	790.00 CCF			\$5,266.17	\$6.666 /CCF	\$0.078 /SqFt
<b>Totals:</b>		<b>147,858 KBtu</b>	<b>2.196 KBtu/SqFt</b>	<b>\$12,520.71</b>		

## Energy

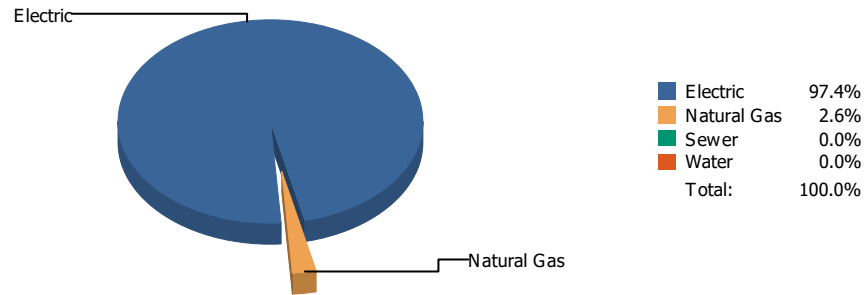


## Cost

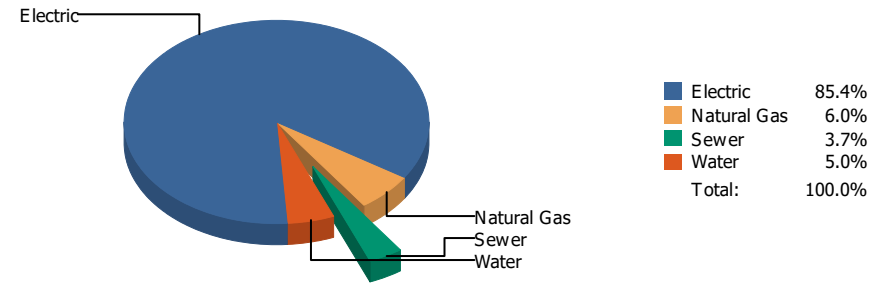


Commodity	Common Use	Energy Use	Energy Use / Area	Total Cost	Cost / Unit	Cost / Area
<b>Place: [POWELL_2] POWELL</b> <b>Area: 79,770 SqFt</b> <b>Billing Period: Jun 2022</b>						
ELECTRIC	50,520.00 kWh	172,374 KBtu	2.161 KBtu/SqFt	\$9,274.69	\$0.184 /kWh	\$0.116 /SqFt
NATURALGAS	249.00 CCF	25,647 KBtu	0.322 KBtu/SqFt	\$506.03	\$2.032 /CCF	\$0.006 /SqFt
<b>Totals:</b>		<b>198,021 KBtu</b>	<b>2.482 KBtu/SqFt</b>	<b>\$9,780.72</b>		

## Energy



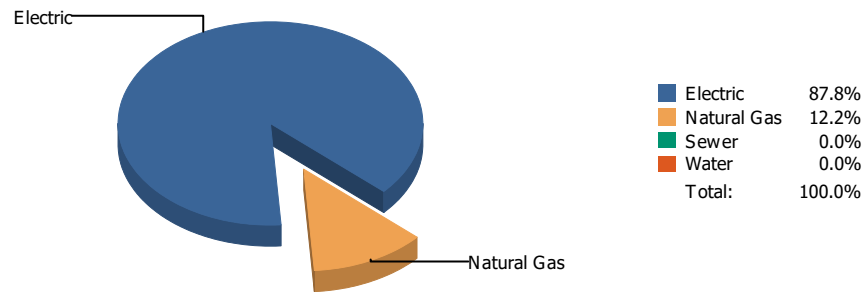
## Cost



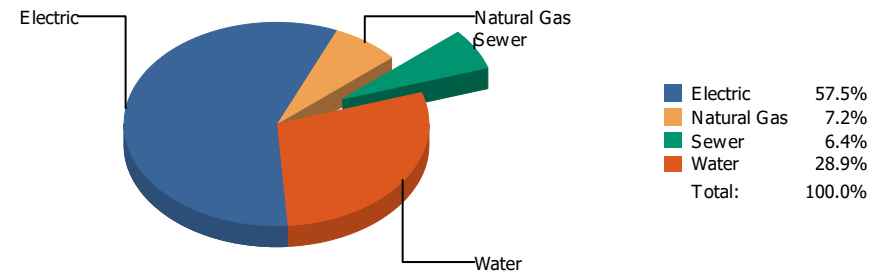
Commodity	Common Use	Energy Use	Energy Use / Area	Total Cost	Cost / Unit	Cost / Area
<b>Place: [PROFESSIONAL-DEV] EPISD PROF DEVELOPMENT CENTER931 [BUILDING]</b>						
<b>Area: 18,400 SqFt</b>						
<b>Billing Period: Jun 2022</b>						
ELECTRIC	18,240.00 kWh	62,235 KBtu	3.382 KBtu/SqFt	\$3,073.29	\$0.168 /kWh	\$0.167 /SqFt
NATURALGAS	16.00 CCF	1,648 KBtu	0.090 KBtu/SqFt	\$214.75	\$13.422 /CCF	\$0.012 /SqFt
SEWER	14.00 CCF			\$131.75	\$9.411 /CCF	\$0.007 /SqFt
WATER	20.00 CCF			\$179.82	\$8.991 /CCF	\$0.010 /SqFt
<b>Totals:</b>		<b>63,883 KBtu</b>	<b>3.472 KBtu/SqFt</b>	<b>\$3,599.61</b>		



## Energy

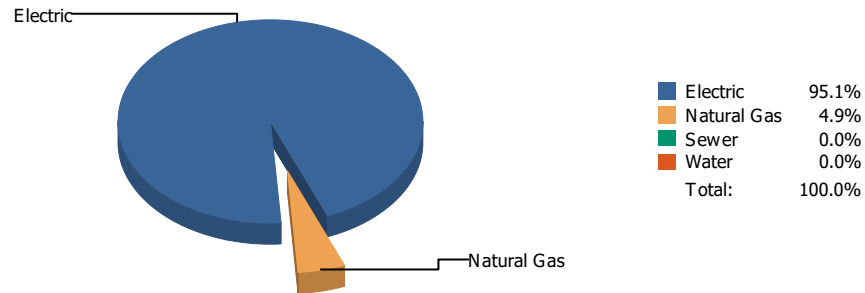


## Cost

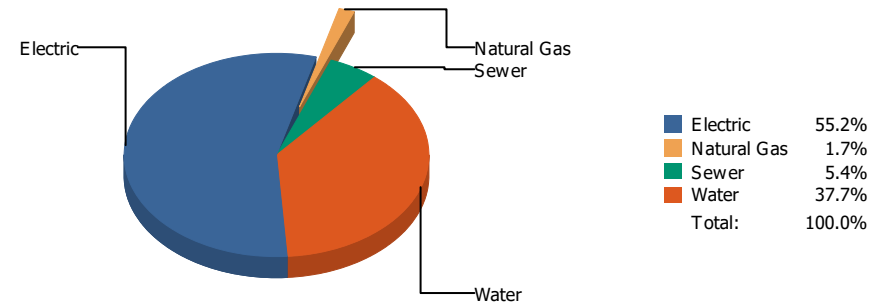


Commodity	Common Use	Energy Use	Energy Use / Area	Total Cost	Cost / Unit	Cost / Area
<b>Place: [PUTNAM] PUTNAM 135 [BUILDING]</b> <b>Area: 61,978 SqFt</b> <b>Billing Period: Jun 2022</b>						
ELECTRIC	28,101.00 kWh	95,881 KBtu	1.547 KBtu/SqFt	\$4,371.55	\$0.156 /kWh	\$0.070 /SqFt
NATURALGAS	129.00 CCF	13,287 KBtu	0.214 KBtu/SqFt	\$550.77	\$4.270 /CCF	\$0.009 /SqFt
SEWER	90.00 CCF			\$488.44	\$5.427 /CCF	\$0.008 /SqFt
WATER	345.00 CCF			\$2,197.74	\$6.370 /CCF	\$0.035 /SqFt
<b>Totals:</b>		<b>109,168 KBtu</b>	<b>1.761 KBtu/SqFt</b>	<b>\$7,608.50</b>		

## Energy

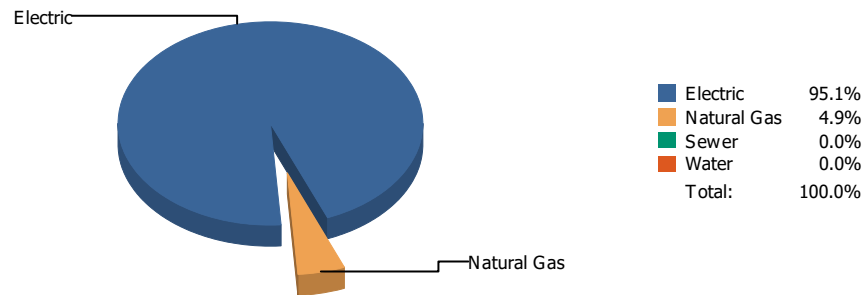


## Cost

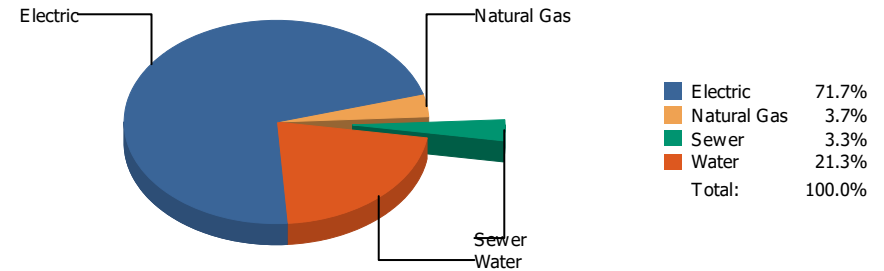


Commodity	Common Use	Energy Use	Energy Use / Area	Total Cost	Cost / Unit	Cost / Area
<b>Place: [RICHARDS] RICHARDSON [BUILDING]</b>						
<b>Area: 115,872 SqFt</b>						
<b>Billing Period: Jun 2022</b>						
ELECTRIC	62,700.00 kWh	213,932 KBtu	1.846 KBtu/SqFt	\$10,653.00	\$0.170 /kWh	\$0.092 /SqFt
NATURALGAS	108.00 CCF	11,124 KBtu	0.096 KBtu/SqFt	\$329.75	\$3.053 /CCF	\$0.003 /SqFt
SEWER	314.00 CCF			\$1,051.34	\$3.348 /CCF	\$0.009 /SqFt
WATER	2,081.00 CCF			\$7,278.43	\$3.498 /CCF	\$0.063 /SqFt
<b>Totals:</b>		<b>225,056 KBtu</b>	<b>1.942 KBtu/SqFt</b>	<b>\$19,312.52</b>		

## Energy

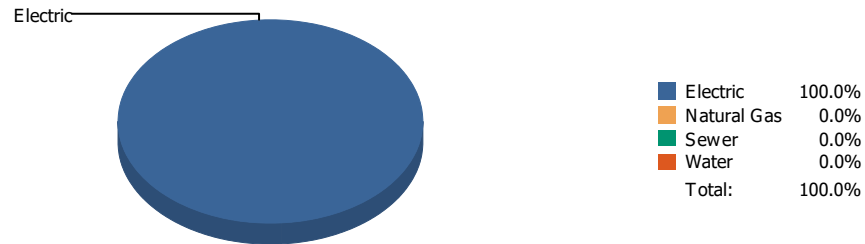


## Cost

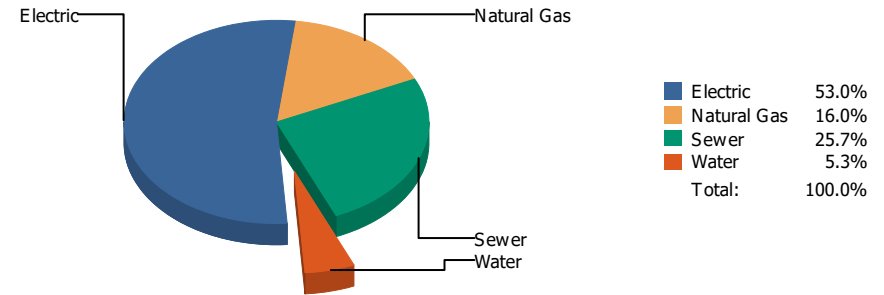


Commodity	Common Use	Energy Use	Energy Use / Area	Total Cost	Cost / Unit	Cost / Area
Place: [RIVERA] RIVERA 156 [BUILDING]						
Area: 77,562 SqFt						
Billing Period: Jun 2022						
ELECTRIC	51,844.00 kWh	176,892 KBtu	2.281 KBtu/SqFt	\$9,668.18	\$0.186 /kWh	\$0.125 /SqFt
NATURALGAS	88.00 CCF	9,064 KBtu	0.117 KBtu/SqFt	\$499.51	\$5.676 /CCF	\$0.006 /SqFt
SEWER	73.00 CCF			\$451.25	\$6.182 /CCF	\$0.006 /SqFt
WATER	552.00 CCF			\$2,873.08	\$5.205 /CCF	\$0.037 /SqFt
<b>Totals:</b>		<b>185,956 KBtu</b>	<b>2.398 KBtu/SqFt</b>	<b>\$13,492.02</b>		

## Energy

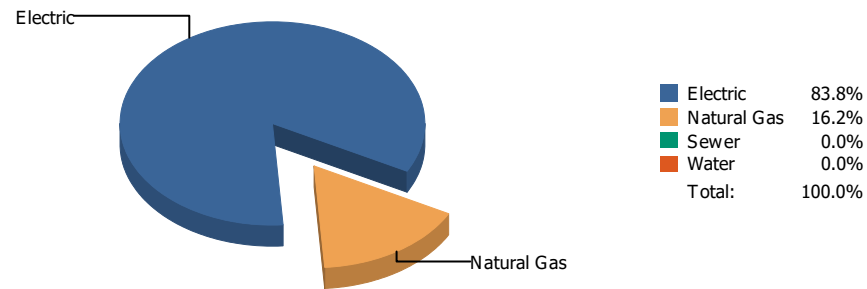


## Cost

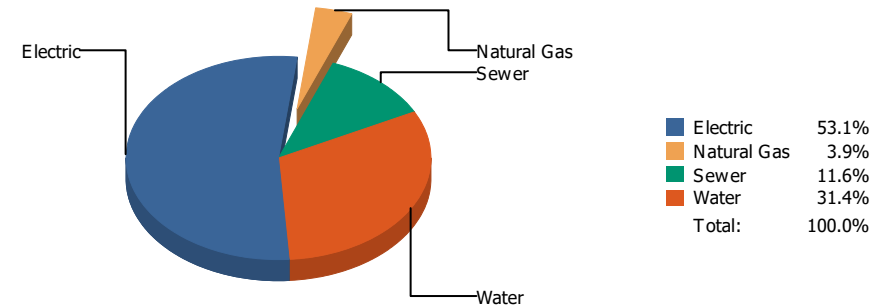


Commodity	Common Use	Energy Use	Energy Use / Area	Total Cost	Cost / Unit	Cost / Area
Place: [ROBERTS] ROBERTS 136 [BUILDING]						
Area: 81,457 SqFt						
Billing Period: Jun 2022						
ELECTRIC	6,000.00 kWh	20,472 KBtu	0.251 KBtu/SqFt	\$644.47	\$0.107 /kWh	\$0.008 /SqFt
NATURALGAS	0.00 CCF	0 KBtu	0.000 KBtu/SqFt	\$194.75	\$0.000 /CCF	\$0.002 /SqFt
SEWER	17.00 CCF			\$311.81	\$18.342 /CCF	\$0.004 /SqFt
WATER	0.00 CCF			\$64.57	\$0.000 /CCF	\$0.001 /SqFt
<b>Totals:</b>		<b>20,472 KBtu</b>	<b>0.251 KBtu/SqFt</b>	<b>\$1,215.60</b>		

## Energy

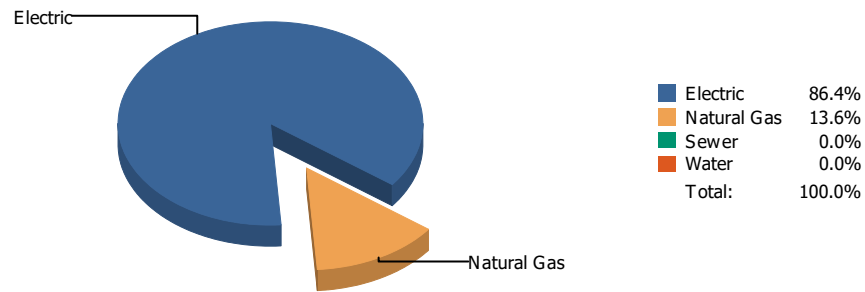


## Cost

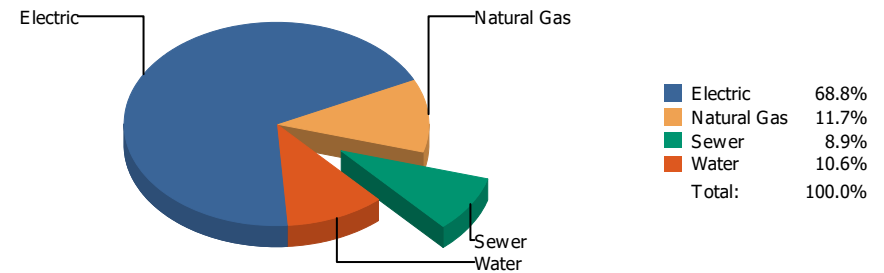


Commodity	Common Use	Energy Use	Energy Use / Area	Total Cost	Cost / Unit	Cost / Area
<b>Place: [ROSS] ROSS      042 [BUILDING]</b> <b>Area: 131,497 SqFt</b> <b>Billing Period: Jun 2022</b>						
ELECTRIC	47,220.00 kWh	161,115 KBtu	1.225 KBtu/SqFt	\$7,848.89	\$0.166 /kWh	\$0.060 /SqFt
NATURALGAS	302.00 CCF	31,106 KBtu	0.237 KBtu/SqFt	\$572.29	\$1.895 /CCF	\$0.004 /SqFt
SEWER	582.00 CCF			\$1,718.66	\$2.953 /CCF	\$0.013 /SqFt
WATER	1,267.00 CCF			\$4,641.31	\$3.663 /CCF	\$0.035 /SqFt
<b>Totals:</b>		<b>192,221 KBtu</b>	<b>1.462 KBtu/SqFt</b>	<b>\$14,781.15</b>		

## Energy

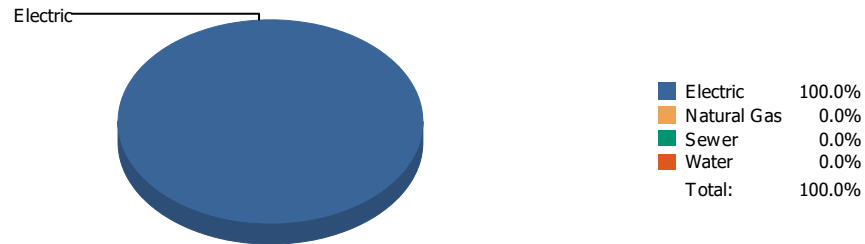


## Cost

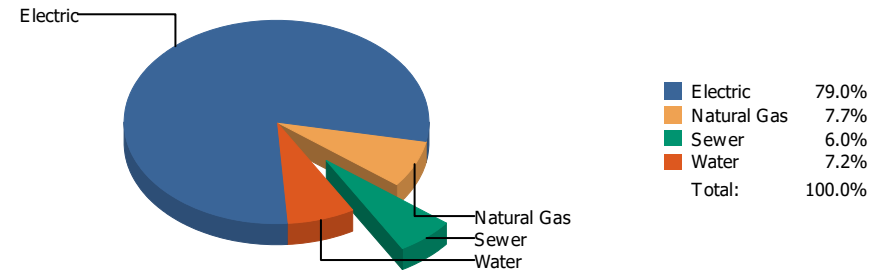


Commodity	Common Use	Energy Use	Energy Use / Area	Total Cost	Cost / Unit	Cost / Area
<b>Place: [RUSK] RUSK      138 [BUILDING]</b> <b>Area: 67,240 SqFt</b> <b>Billing Period: Jun 2022</b>						
ELECTRIC	16,350.00 kWh	55,786 KBtu	0.830 KBtu/SqFt	\$2,921.90	\$0.179 /kWh	\$0.043 /SqFt
NATURALGAS	85.00 CCF	8,755 KBtu	0.130 KBtu/SqFt	\$495.75	\$5.832 /CCF	\$0.007 /SqFt
SEWER	54.00 CCF			\$378.30	\$7.006 /CCF	\$0.006 /SqFt
WATER	71.00 CCF			\$448.30	\$6.314 /CCF	\$0.007 /SqFt
<b>Totals:</b>		<b>64,541 KBtu</b>	<b>0.960 KBtu/SqFt</b>	<b>\$4,244.25</b>		

## Energy



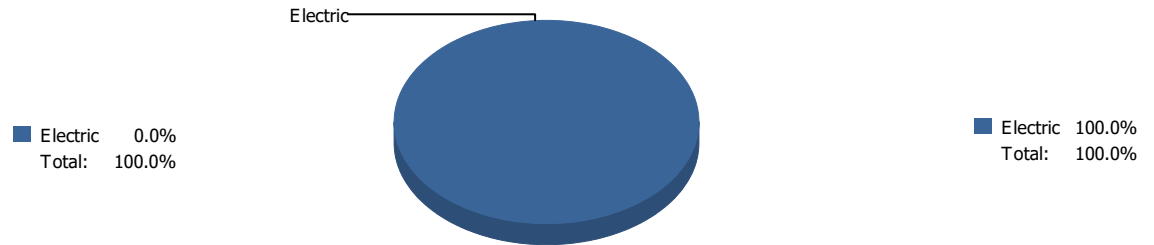
## Cost



Commodity	Common Use	Energy Use	Energy Use / Area	Total Cost	Cost / Unit	Cost / Area
Place: [SAN-JAC] SAN JACINTO 139 [BUILDING]						
Area: 29,589 SqFt						
Billing Period: Jun 2022						
ELECTRIC	11,000.00 kWh	37,532 KBtu	1.268 KBtu/SqFt	\$1,988.59	\$0.181 /kWh	\$0.067 /SqFt
NATURALGAS	0.00 CCF	0 KBtu	0.000 KBtu/SqFt	\$194.75	\$0.000 /CCF	\$0.007 /SqFt
SEWER	12.00 CCF			\$151.80	\$12.650 /CCF	\$0.005 /SqFt
WATER	19.00 CCF			\$180.92	\$9.522 /CCF	\$0.006 /SqFt
<b>Totals:</b>		<b>37,532 KBtu</b>	<b>1.268 KBtu/SqFt</b>	<b>\$2,516.06</b>		

## Energy

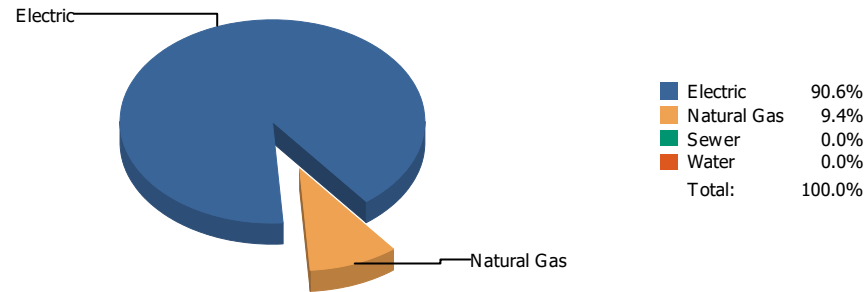
## Cost



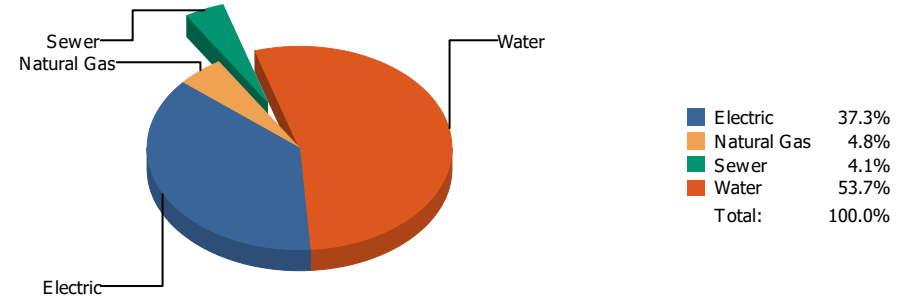
Commodity	Common Use	Energy Use	Energy Use / Area	Total Cost	Cost / Unit	Cost / Area
Place: [SCHUSTER] SCHUSTER 140 [BUILDING]						
Area: 34,371 SqFt						
Billing Period: Jun 2022						
ELECTRIC	0.00 kWh	0 KBtu	0.000 KBtu/SqFt	\$236.17	\$0.000 /kWh	\$0.007 /SqFt
<b>Totals:</b>		<b>0 KBtu</b>	<b>0.000 KBtu/SqFt</b>	<b>\$236.17</b>		



## Energy



## Cost



Commodity	Common Use	Energy Use	Energy Use / Area	Total Cost	Cost / Unit	Cost / Area
Place: [STANTON] STANTON 141 [BUILDING]						
Area: 75,957 SqFt						
Billing Period: Jun 2022						
ELECTRIC	17,143.00 kWh	58,492 KBtu	0.770 KBtu/SqFt	\$3,567.65	\$0.208 /kWh	\$0.047 /SqFt
NATURALGAS	59.00 CCF	6,077 KBtu	0.080 KBtu/SqFt	\$462.81	\$7.844 /CCF	\$0.006 /SqFt
SEWER	69.00 CCF			\$390.62	\$5.661 /CCF	\$0.005 /SqFt
WATER	662.00 CCF			\$5,134.05	\$7.755 /CCF	\$0.068 /SqFt
<b>Totals:</b>		<b>64,569 KBtu</b>	<b>0.850 KBtu/SqFt</b>	<b>\$9,555.13</b>		

## Energy

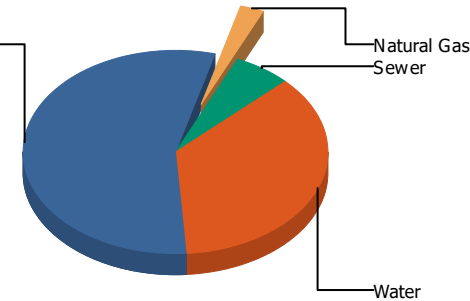
Electric



Electric	100.0%
Natural Gas	0.0%
Sewer	0.0%
Water	0.0%
<b>Total:</b>	<b>100.0%</b>

## Cost

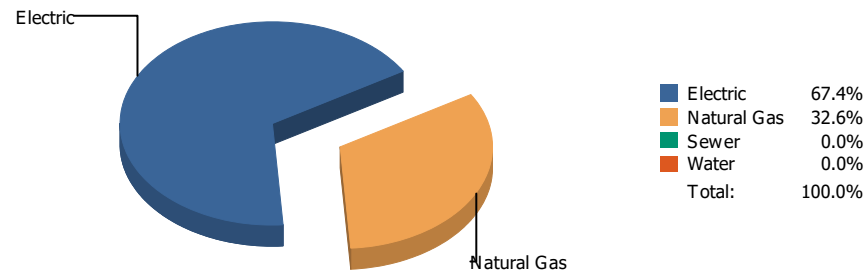
Electric



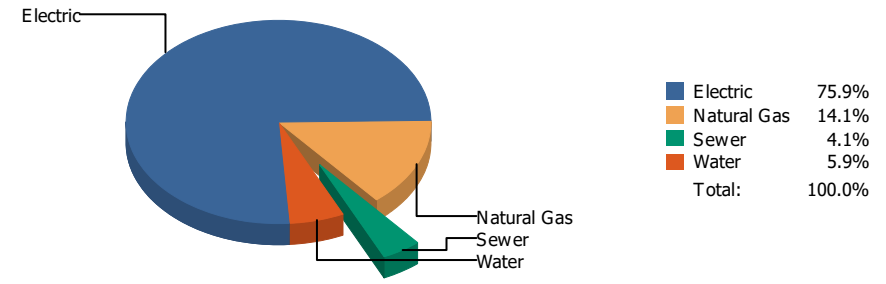
Electric	55.4%
Natural Gas	2.4%
Sewer	6.1%
Water	36.1%
<b>Total:</b>	<b>100.0%</b>

Commodity	Common Use	Energy Use	Energy Use / Area	Total Cost	Cost / Unit	Cost / Area
<b>Place: [SUNRISEMOUNT] SUNRISE MOUNTAIN ELEMENTARY 150 [BUILDING]</b>						
<b>Area: 78,368 SqFt</b>						
<b>Billing Period: Jun 2022</b>						
ELECTRIC	28,320.00 kWh	96,628 KBtu	1.233 KBtu/SqFt	\$4,541.15	\$0.160 /kWh	\$0.058 /SqFt
NATURALGAS	0.00 CCF	0 KBtu	0.000 KBtu/SqFt	\$194.75	\$0.000 /CCF	\$0.002 /SqFt
SEWER	53.00 CCF			\$498.34	\$9.403 /CCF	\$0.006 /SqFt
WATER	632.00 CCF			\$2,962.93	\$4.688 /CCF	\$0.038 /SqFt
<b>Totals:</b>		<b>96,628 KBtu</b>	<b>1.233 KBtu/SqFt</b>	<b>\$8,197.17</b>		

## Energy

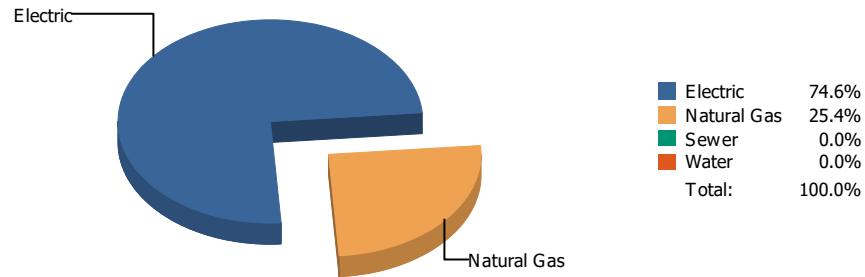


## Cost

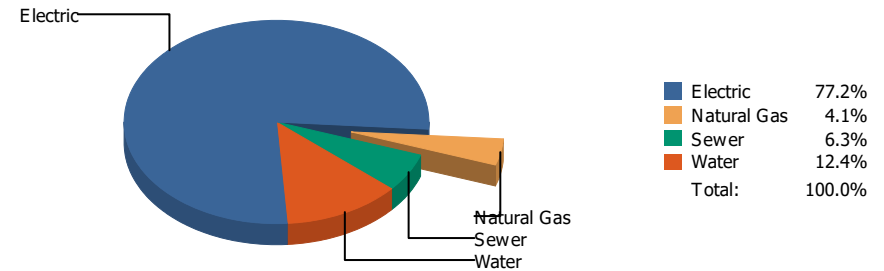


Commodity	Common Use	Energy Use	Energy Use / Area	Total Cost	Cost / Unit	Cost / Area
Place: [SUNSET-HIGH_1] TECHNOLOGY SERVICES [BUILDING]						
Area: 33,263 SqFt						
Billing Period: Jun 2022						
ELECTRIC	26,000.00 kWh	88,712 KBtu	2.667 KBtu/SqFt	\$3,862.01	\$0.149 /kWh	\$0.116 /SqFt
NATURALGAS	416.00 CCF	42,848 KBtu	1.288 KBtu/SqFt	\$714.82	\$1.718 /CCF	\$0.021 /SqFt
SEWER	34.00 CCF			\$206.58	\$6.076 /CCF	\$0.006 /SqFt
WATER	64.00 CCF			\$302.40	\$4.725 /CCF	\$0.009 /SqFt
<b>Totals:</b>		<b>131,560 KBtu</b>	<b>3.955 KBtu/SqFt</b>	<b>\$5,085.81</b>		

## Energy

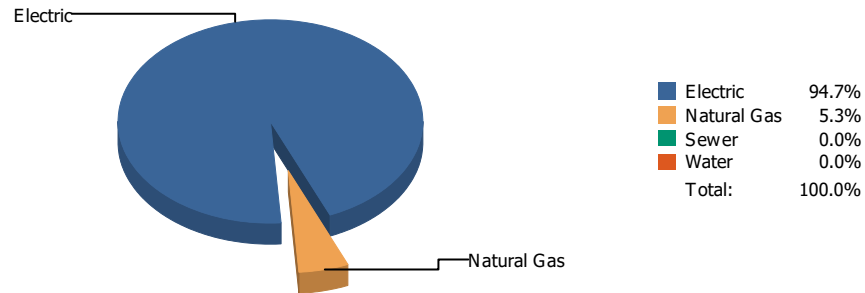


## Cost

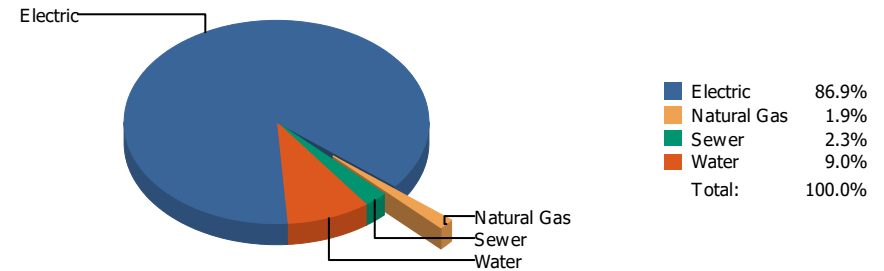


Commodity	Common Use	Energy Use	Energy Use / Area	Total Cost	Cost / Unit	Cost / Area
Place: [TIPPENELEMENTARY] TIPPIN ELEMENTARY 168 [BUILDING]						
Area: 88,360 SqFt						
Billing Period: Jun 2022						
ELECTRIC	25,200.00 kWh	85,982 KBtu	0.973 KBtu/SqFt	\$10,425.89	\$0.414 /kWh	\$0.118 /SqFt
NATURALGAS	284.00 CCF	29,252 KBtu	0.331 KBtu/SqFt	\$549.43	\$1.935 /CCF	\$0.006 /SqFt
SEWER	234.00 CCF			\$852.14	\$3.642 /CCF	\$0.010 /SqFt
WATER	394.00 CCF			\$1,679.80	\$4.263 /CCF	\$0.019 /SqFt
<b>Totals:</b>		<b>115,234 KBtu</b>	<b>1.304 KBtu/SqFt</b>	<b>\$13,507.26</b>		

## Energy

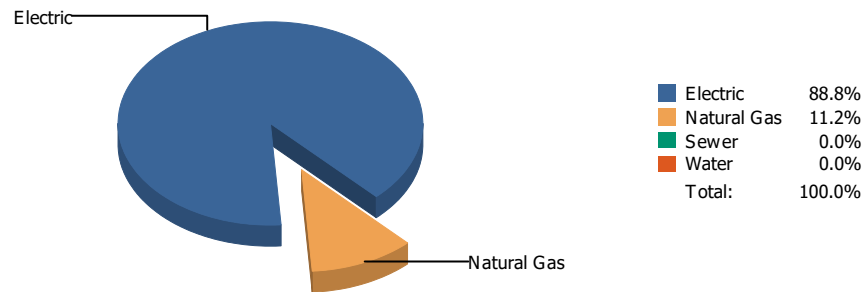


## Cost

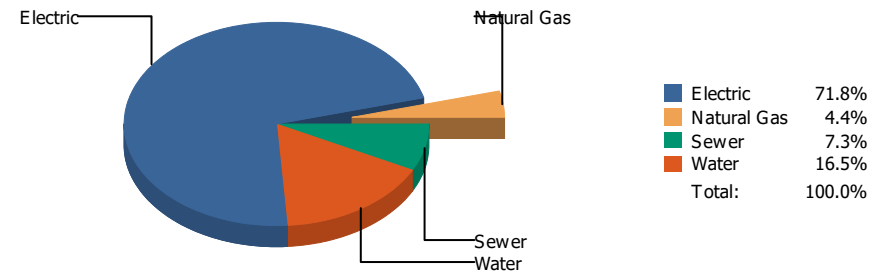


Commodity	Common Use	Energy Use	Energy Use / Area	Total Cost	Cost / Unit	Cost / Area
Place: [TOMLEA_2] TOM LEA 178 [BUILDING]						
Area: 88,828 SqFt						
Billing Period: Jun 2022						
ELECTRIC	79,160.00 kWh	270,094 KBtu	3.041 KBtu/SqFt	\$17,748.27	\$0.224 /kWh	\$0.200 /SqFt
NATURALGAS	147.00 CCF	15,141 KBtu	0.170 KBtu/SqFt	\$378.54	\$2.575 /CCF	\$0.004 /SqFt
SEWER	84.00 CCF			\$478.64	\$5.698 /CCF	\$0.005 /SqFt
WATER	275.00 CCF			\$1,830.04	\$6.655 /CCF	\$0.020 /SqFt
<b>Totals:</b>		<b>285,235 KBtu</b>	<b>3.211 KBtu/SqFt</b>	<b>\$20,435.49</b>		

## Energy

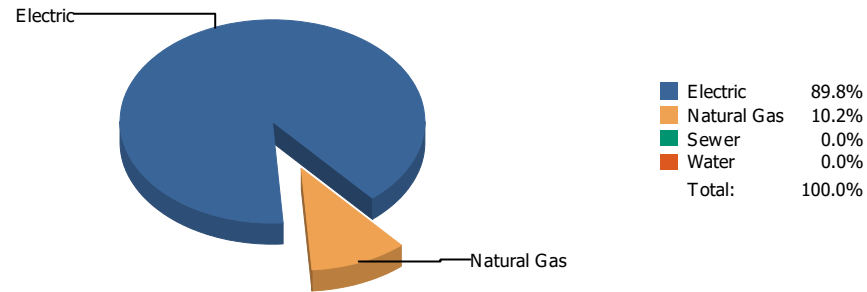


## Cost

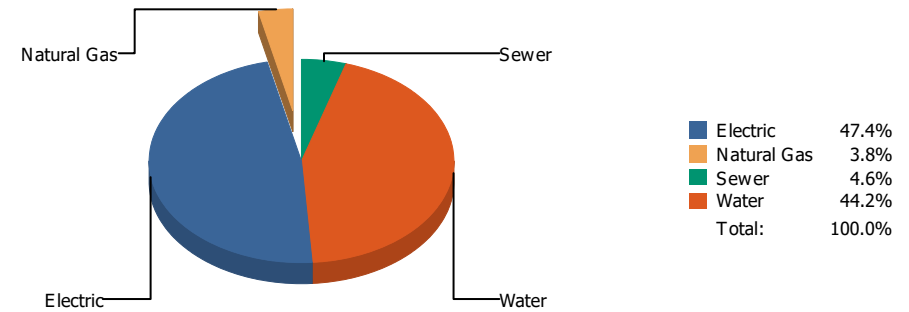


Commodity	Common Use	Energy Use	Energy Use / Area	Total Cost	Cost / Unit	Cost / Area
<b>Place: [TORRES] TORRES      158 [BUILDING]</b> <b>Area: 59,142 SqFt</b> <b>Billing Period: Jun 2022</b>						
ELECTRIC	53,880.00 kWh	183,839 KBtu	3.108 KBtu/SqFt	\$8,901.73	\$0.165 /kWh	\$0.151 /SqFt
NATURALGAS	225.00 CCF	23,175 KBtu	0.392 KBtu/SqFt	\$539.81	\$2.399 /CCF	\$0.009 /SqFt
SEWER	31.00 CCF			\$907.31	\$29.268 /CCF	\$0.015 /SqFt
WATER	342.00 CCF			\$2,044.43	\$5.978 /CCF	\$0.034 /SqFt
<b>Totals:</b>		<b>207,014 KBtu</b>	<b>3.500 KBtu/SqFt</b>	<b>\$12,393.28</b>		

## Energy

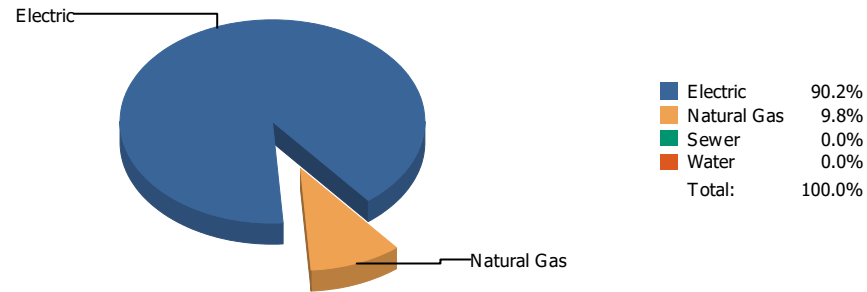


## Cost

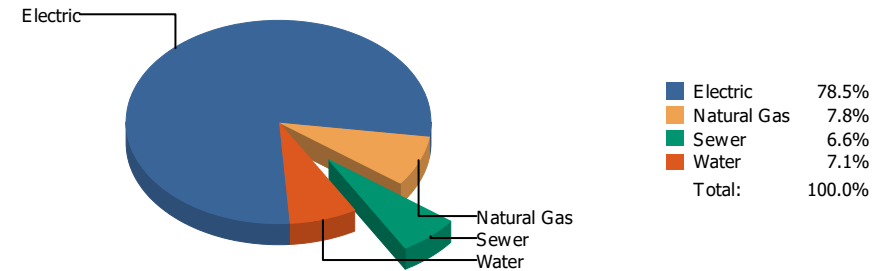


Commodity	Common Use	Energy Use	Energy Use / Area	Total Cost	Cost / Unit	Cost / Area
<b>Place: [TRAVIS] TRAVIS      143 [BUILDING]</b> <b>Area: 78,925 SqFt</b> <b>Billing Period: Jun 2022</b>						
ELECTRIC	20,042.00 kWh	68,383 KBtu	0.866 KBtu/SqFt	\$3,591.21	\$0.179 /kWh	\$0.045 /SqFt
NATURALGAS	75.00 CCF	7,725 KBtu	0.098 KBtu/SqFt	\$288.51	\$3.847 /CCF	\$0.004 /SqFt
SEWER	52.00 CCF			\$348.29	\$6.698 /CCF	\$0.004 /SqFt
WATER	839.00 CCF			\$3,352.72	\$3.996 /CCF	\$0.042 /SqFt
<b>Totals:</b>		<b>76,108 KBtu</b>	<b>0.964 KBtu/SqFt</b>	<b>\$7,580.73</b>		

## Energy



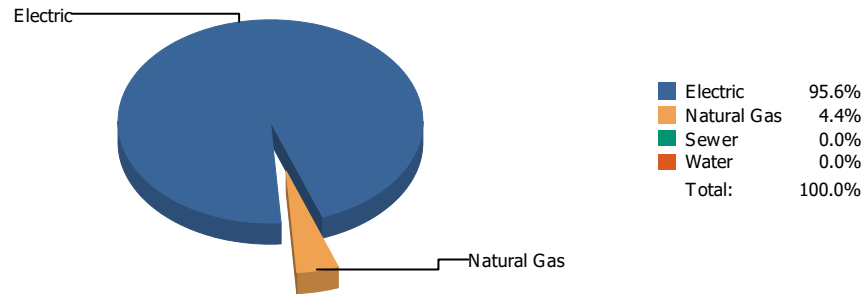
## Cost



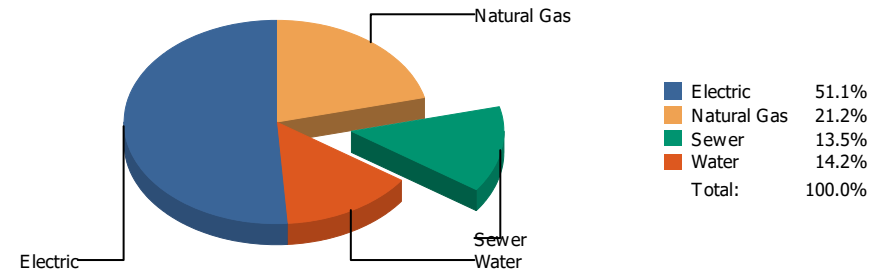
Commodity	Common Use	Energy Use	Energy Use / Area	Total Cost	Cost / Unit	Cost / Area
<b>Place: [VILAS] VILAS      144 [BUILDING]</b> <b>Area: 66,992 SqFt</b> <b>Billing Period: Jun 2022</b>						
ELECTRIC	43,085.00 kWh	147,006 KBtu	2.194 KBtu/SqFt	\$7,843.59	\$0.182 /kWh	\$0.117 /SqFt
NATURALGAS	155.00 CCF	15,965 KBtu	0.238 KBtu/SqFt	\$778.65	\$5.024 /CCF	\$0.012 /SqFt
SEWER	71.00 CCF			\$664.47	\$9.359 /CCF	\$0.010 /SqFt
WATER	110.00 CCF			\$709.60	\$6.451 /CCF	\$0.010 /SqFt
<b>Totals:</b>		<b>162,971 KBtu</b>	<b>2.433 KBtu/SqFt</b>	<b>\$9,996.31</b>		



## Energy



## Cost



Commodity	Common Use	Energy Use	Energy Use / Area	Total Cost	Cost / Unit	Cost / Area
<b>Place: [WAINWRIG] WAINWRIGHT 145 [BUILDING]</b> <b>Area: 38,227 SqFt</b> <b>Billing Period: Jun 2022</b>						
ELECTRIC	8,493.00 kWh	28,978 KBtu	0.758 KBtu/SqFt	\$977.31	\$0.115 /kWh	\$0.025 /SqFt
NATURALGAS	13.00 CCF	1,339 KBtu	0.035 KBtu/SqFt	\$405.75	\$31.212 /CCF	\$0.011 /SqFt
SEWER	6.00 CCF			\$258.78	\$43.130 /CCF	\$0.007 /SqFt
WATER	43.00 CCF			\$271.78	\$6.320 /CCF	\$0.007 /SqFt
<b>Totals:</b>		<b>30,317 KBtu</b>	<b>0.793 KBtu/SqFt</b>	<b>\$1,913.62</b>		

## Energy

Electric



■ Electric 100.0%  
Total: 100.0%

## Cost

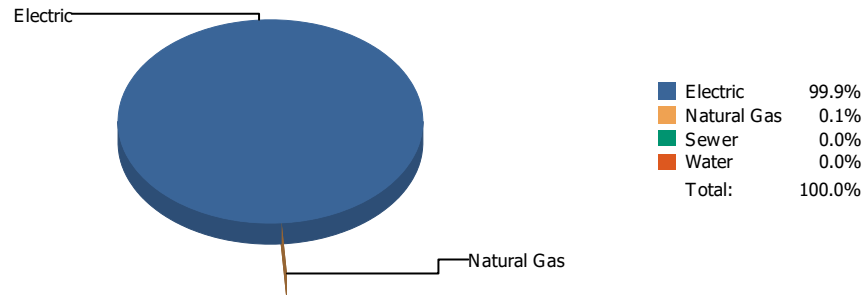
Electric



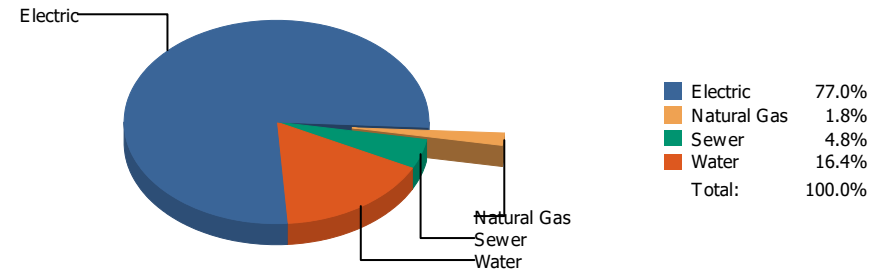
■ Electric 100.0%  
Total: 100.0%

Commodity	Common Use	Energy Use	Energy Use / Area	Total Cost	Cost / Unit	Cost / Area
Place: [WESTSIDE] WESTSIDE TRANSPORTATION 951 [BUILDING]						
Area: 4,040 SqFt						
Billing Period: Jun 2022						
ELECTRIC	2,643.00 kWh	9,018 KBtu	2.232 KBtu/SqFt	\$393.02	\$0.149 /kWh	\$0.097 /SqFt
<b>Totals:</b>		<b>9,018 KBtu</b>	<b>2.232 KBtu/SqFt</b>	<b>\$393.02</b>		

## Energy

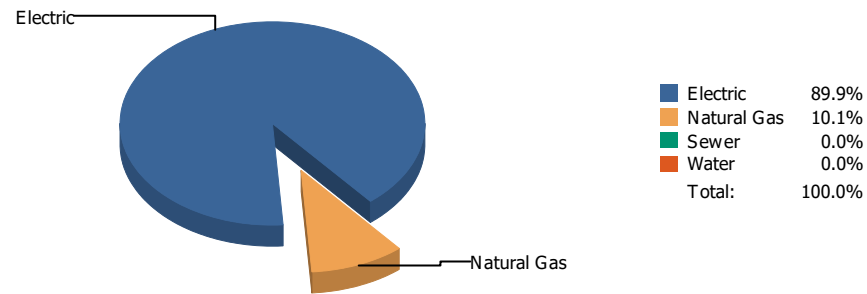


## Cost

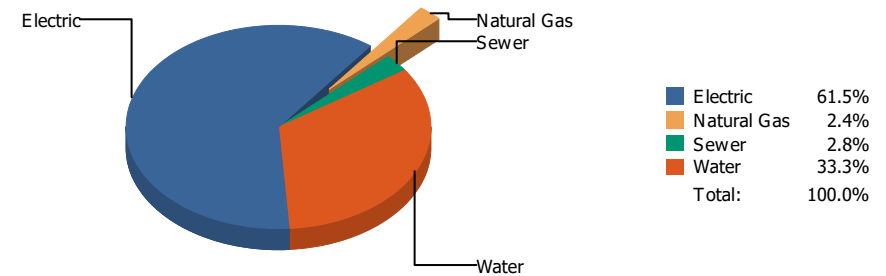


Commodity	Common Use	Energy Use	Energy Use / Area	Total Cost	Cost / Unit	Cost / Area
<b>Place: [W-HILLS] WESTERN HILLS      146 [BUILDING]</b> <b>Area: 77,753 SqFt</b> <b>Billing Period: Jun 2022</b>						
ELECTRIC	54,720.00 kWh	186,705 KBtu	2.401 KBtu/SqFt	\$8,310.70	\$0.152 /kWh	\$0.107 /SqFt
NATURALGAS	1.00 CCF	103 KBtu	0.001 KBtu/SqFt	\$196.00	\$196.000 /CCF	\$0.003 /SqFt
SEWER	41.00 CCF			\$517.15	\$12.613 /CCF	\$0.007 /SqFt
WATER	548.00 CCF			\$1,767.03	\$3.225 /CCF	\$0.023 /SqFt
<b>Totals:</b>		<b>186,808 KBtu</b>	<b>2.403 KBtu/SqFt</b>	<b>\$10,790.88</b>		

## Energy

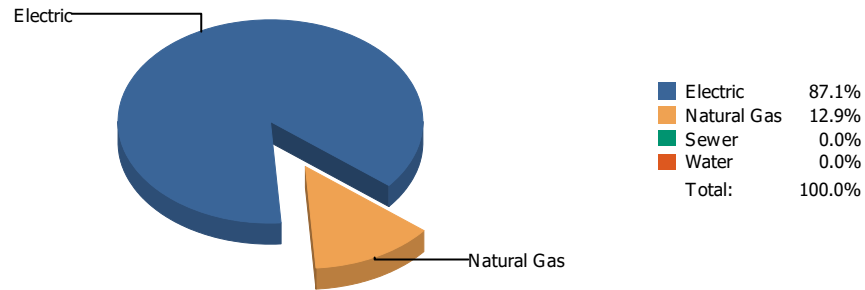


## Cost

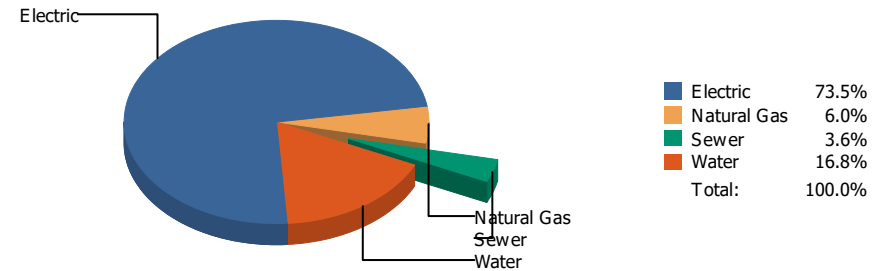


Commodity	Common Use	Energy Use	Energy Use / Area	Total Cost	Cost / Unit	Cost / Area
Place: [WHITAKER] WHITAKER 153 [BUILDING]						
Area: 89,458 SqFt						
Billing Period: Jun 2022						
ELECTRIC	48,600.00 kWh	165,823 KBtu	1.854 KBtu/SqFt	\$10,582.37	\$0.218 /kWh	\$0.118 /SqFt
NATURALGAS	181.00 CCF	18,643 KBtu	0.208 KBtu/SqFt	\$421.02	\$2.326 /CCF	\$0.005 /SqFt
SEWER	33.00 CCF			\$473.57	\$14.351 /CCF	\$0.005 /SqFt
WATER	1,568.00 CCF			\$5,734.20	\$3.657 /CCF	\$0.064 /SqFt
<b>Totals:</b>		<b>184,466 KBtu</b>	<b>2.062 KBtu/SqFt</b>	<b>\$17,211.16</b>		

## Energy

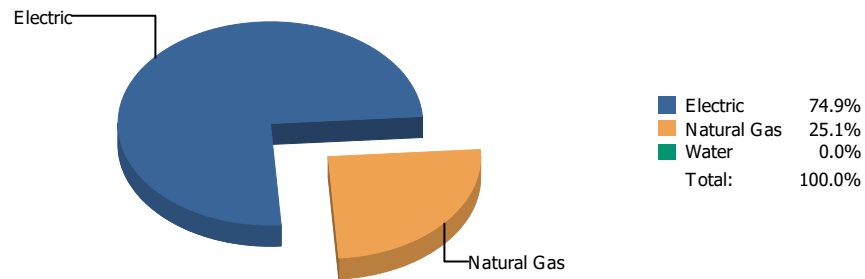


## Cost

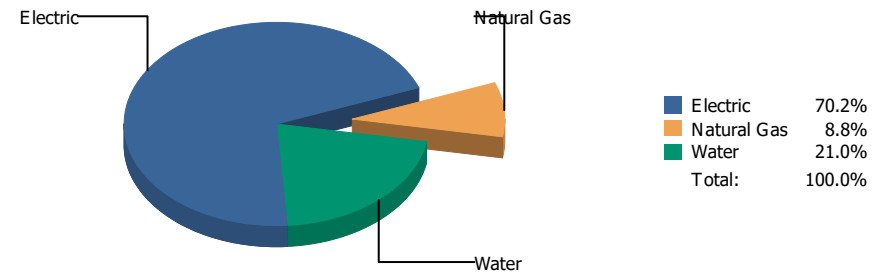


Commodity	Common Use	Energy Use	Energy Use / Area	Total Cost	Cost / Unit	Cost / Area
<b>Place: [WHITE] ZACH WHITE ELEMENTARY NEW-1997 [BUILDING]</b>						
<b>Area: 92,458 SqFt</b>						
<b>Billing Period: Jun 2022</b>						
ELECTRIC	54,600.00 kWh	186,295 KBtu	2.015 KBtu/SqFt	\$8,826.46	\$0.162 /kWh	\$0.095 /SqFt
NATURALGAS	269.00 CCF	27,707 KBtu	0.300 KBtu/SqFt	\$725.43	\$2.697 /CCF	\$0.008 /SqFt
SEWER	77.00 CCF			\$435.57	\$5.657 /CCF	\$0.005 /SqFt
WATER	467.00 CCF			\$2,018.30	\$4.322 /CCF	\$0.022 /SqFt
<b>Totals:</b>		<b>214,002 KBtu</b>	<b>2.315 KBtu/SqFt</b>	<b>\$12,005.76</b>		

## Energy



## Cost



Commodity	Common Use	Energy Use	Energy Use / Area	Total Cost	Cost / Unit	Cost / Area
<b>Place: [WIGGS] WIGGS      052 [BUILDING]</b> <b>Area: 110,689 SqFt</b> <b>Billing Period: Jun 2022</b>						
ELECTRIC	40,640.00 kWh	138,664 KBtu	1.253 KBtu/SqFt	\$6,087.81	\$0.150 /kWh	\$0.055 /SqFt
NATURALGAS	452.00 CCF	46,556 KBtu	0.421 KBtu/SqFt	\$759.82	\$1.681 /CCF	\$0.007 /SqFt
WATER	434.00 CCF			\$1,824.84	\$4.205 /CCF	\$0.016 /SqFt
<b>Totals:</b>		<b>185,220 KBtu</b>	<b>1.673 KBtu/SqFt</b>	<b>\$8,672.47</b>		

## Energy

Electric



■ Electric 100.0%  
 ■ Natural Gas 0.0%  
 Total: 100.0%

## Cost

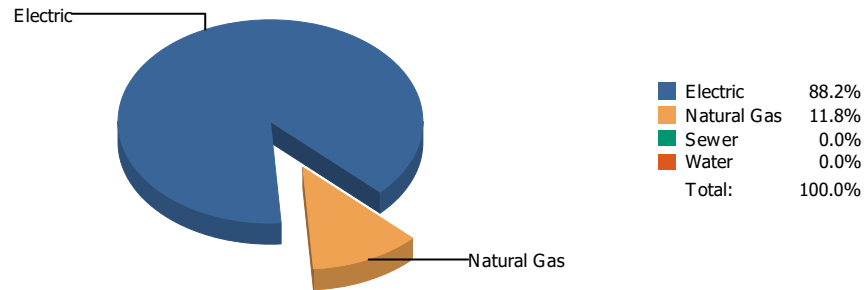
Electric



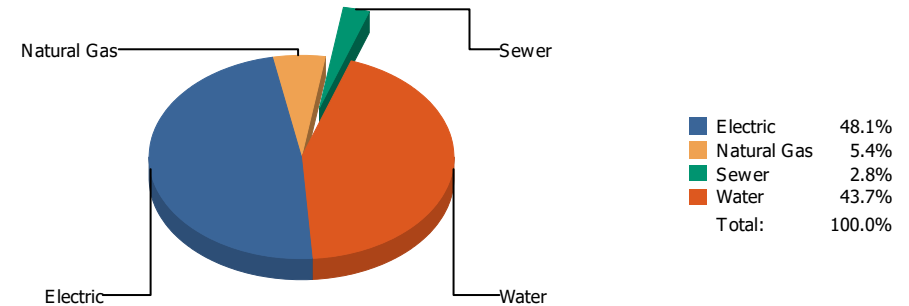
■ Electric 65.1%  
 ■ Natural Gas 34.9%  
 Total: 100.0%

Commodity	Common Use	Energy Use	Energy Use / Area	Total Cost	Cost / Unit	Cost / Area
Place: [ZANEGREYWAREHOUSE] ZANE GREY WAREHOUSE [BUILDING]						
Area: 0 SqFt						
Billing Period: Jun 2022						
ELECTRIC	1,199.00 kWh	4,091 KBtu		\$362.99	\$0.303 /kWh	
NATURALGAS	0.00 CCF	0 KBtu		\$194.75	\$0.000 /CCF	
<b>Totals:</b>		<b>4,091 KBtu</b>		<b>\$557.74</b>		

## Energy



## Cost



Commodity	Common Use	Energy Use	Energy Use / Area	Total Cost	Cost / Unit	Cost / Area
Place: [ZAVALA] ZAVALA 148 [BUILDING]						
Area: 53,356 SqFt						
Billing Period: Jun 2022						
ELECTRIC	25,556.00 kWh	87,197 KBtu	1.634 KBtu/SqFt	\$3,543.34	\$0.139 /kWh	\$0.066 /SqFt
NATURALGAS	113.00 CCF	11,639 KBtu	0.218 KBtu/SqFt	\$400.27	\$3.542 /CCF	\$0.007 /SqFt
SEWER	34.00 CCF			\$206.58	\$6.076 /CCF	\$0.004 /SqFt
WATER	496.00 CCF			\$3,219.03	\$6.490 /CCF	\$0.060 /SqFt
<b>Totals:</b>		<b>98,836 KBtu</b>	<b>1.852 KBtu/SqFt</b>	<b>\$7,369.22</b>		



---

**Requested by:** eagarci2

**Client version:**

**Report version:** 9

**Filters:** Meters in Building Name: Not one of ZACH WHITE MODULAR SCHOOL 147;START SCHOOL EARLY 1 DAY VALUE;STADIUM RATE CHANGES;SKY PARK IB1;SKY PARK I 200;SKY PARK;ROOSEVELT 137;REMCON COTTAGES;PARKDALE COTTAGES 957;NORTHEAST BOOK DEPOSITORY 814;NEW COMPUTERS SINCE JUNE 1990;Lighting;HERCULES COTTAGES 141A;CANYON HILLS PORTABLES;Butterfield Trail Warehouse;BRANON COTTAGES 955 ;BLUE FLAME BLDG.;BARCELONA COTTAGES;ALL REFUNDS AND REBATES; ; Bill is Void Equals 0; Account is Active Equals 1; Bill is from External Vendor Equals 1; ; Billing Period Equals Jun 2022

**Record count:** 0