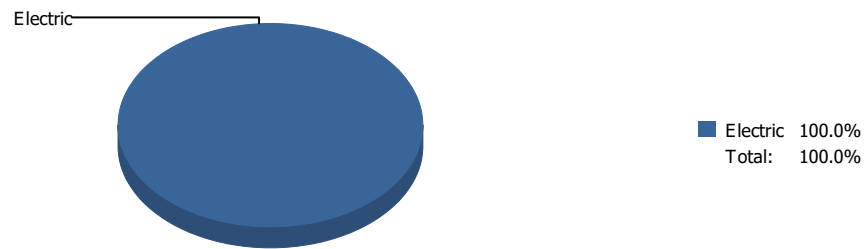
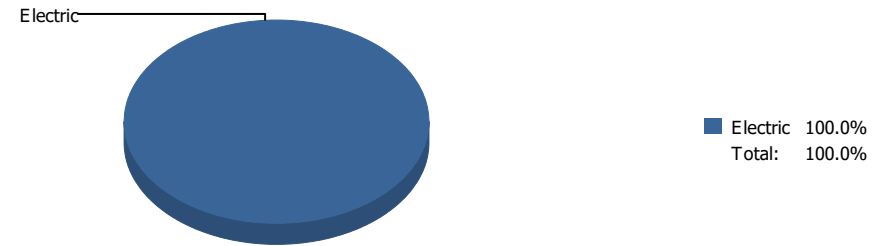


Energy



Cost



Commodity	Common Use	Energy Use	Energy Use / Area	Total Cost	Cost / Unit	Cost / Area
Place: [ALAMO] ALAMO 101 [BUILDING] Area: 58,978 SqFt Billing Period: Jul 2021						
ELECTRIC	3,800.00 kWh	12,966 KBtu	0.220 KBtu/SqFt	\$414.68	\$0.109 /kWh	\$0.007 /SqFt
Totals:		12,966 KBtu	0.220 KBtu/SqFt	\$414.68		

Energy


Electric



■ Electric 100.0%
 ■ Water 0.0%
 Total: 100.0%

Cost

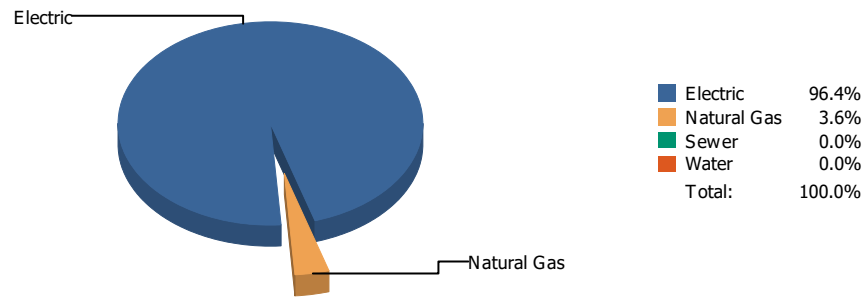
Electric



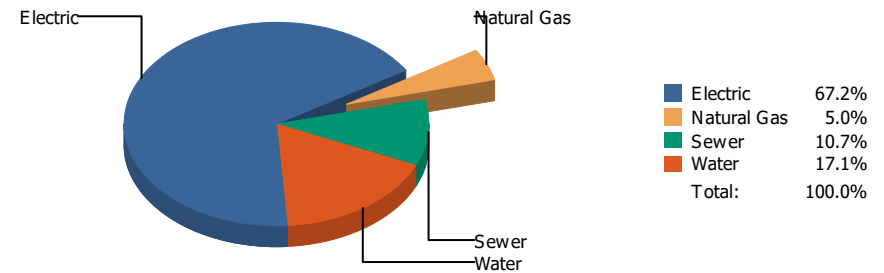
■ Electric 94.6%
 ■ Water 5.4%
 Total: 100.0%

Commodity	Common Use	Energy Use	Energy Use / Area	Total Cost	Cost / Unit	Cost / Area
Place: [ALTA] ALTA VISTA 102 [BUILDING]						
Area: 68,463 SqFt						
Billing Period: Jul 2021						
ELECTRIC	4,650.00 kWh	15,866 KBtu	0.232 KBtu/SqFt	\$459.23	\$0.099 /kWh	\$0.007 /SqFt
WATER	0.00 CCF			\$26.25	\$0.000 /CCF	\$0.000 /SqFt
Totals:		15,866 KBtu	0.232 KBtu/SqFt	\$485.48		

Energy

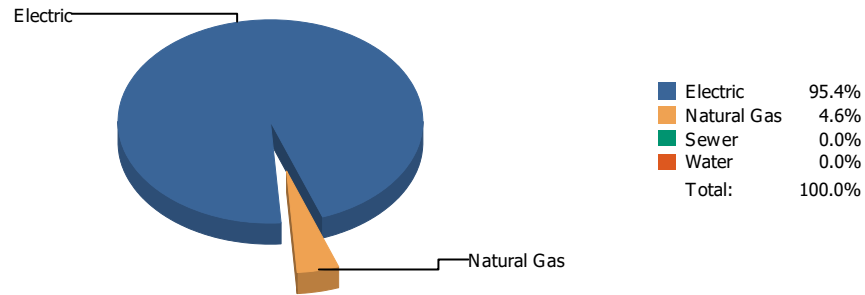


Cost

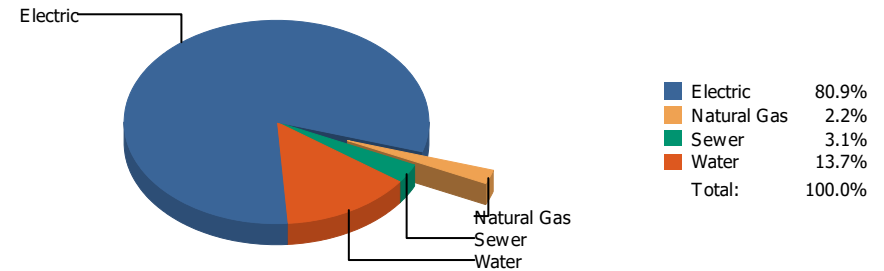


Commodity	Common Use	Energy Use	Energy Use / Area	Total Cost	Cost / Unit	Cost / Area
Place: [ADDRESS] ADDRESS 001 [BUILDING]						
Area: 266,968 SqFt						
Billing Period: Jul 2021						
ELECTRIC	125,216.00 kWh	427,237 KBtu	1.600 KBtu/SqFt	\$19,666.83	\$0.157 /kWh	\$0.073 /SqFt
NATURALGAS	156.00 CCF	16,068 KBtu	0.060 KBtu/SqFt	\$1,453.30	\$9.316 /CCF	\$0.005 /SqFt
SEWER	1,147.00 CCF			\$3,129.19	\$2.728 /CCF	\$0.012 /SqFt
WATER	1,828.00 CCF			\$4,999.81	\$2.735 /CCF	\$0.019 /SqFt
Totals:		443,305 KBtu	1.661 KBtu/SqFt	\$29,249.13		

Energy

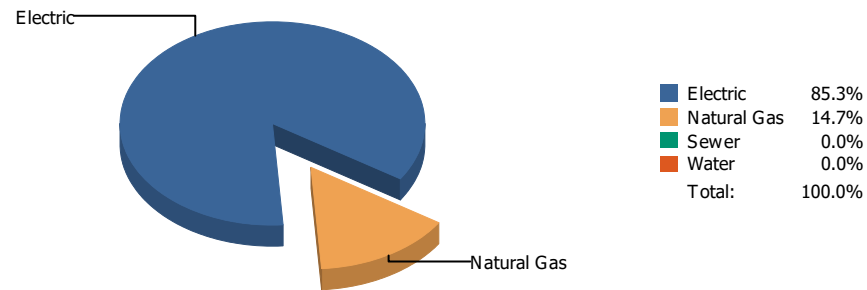


Cost

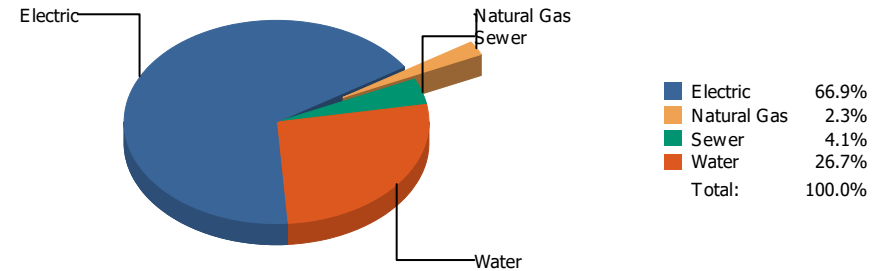


Commodity	Common Use	Energy Use	Energy Use / Area	Total Cost	Cost / Unit	Cost / Area
Place: [AOY] AOY 103 [BUILDING] Area: 105,486 SqFt Billing Period: Jul 2021						
ELECTRIC	67,396.00 kWh	229,955 KBtu	2.180 KBtu/SqFt	\$13,960.98	\$0.207 /kWh	\$0.132 /SqFt
NATURALGAS	107.00 CCF	11,021 KBtu	0.104 KBtu/SqFt	\$387.92	\$3.625 /CCF	\$0.004 /SqFt
SEWER	34.00 CCF			\$527.85	\$15.525 /CCF	\$0.005 /SqFt
WATER	388.00 CCF			\$2,371.52	\$6.112 /CCF	\$0.022 /SqFt
Totals:		240,976 KBtu	2.284 KBtu/SqFt	\$17,248.27		

Energy

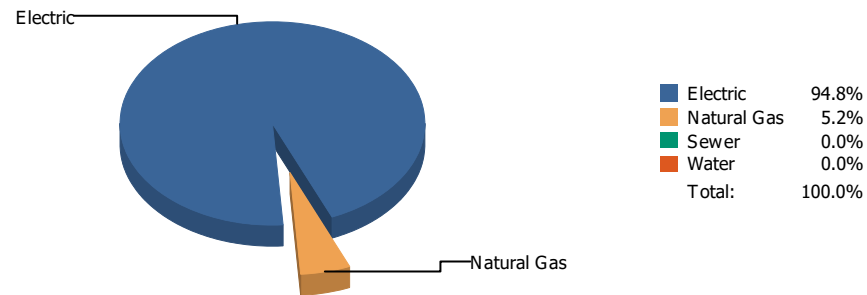


Cost

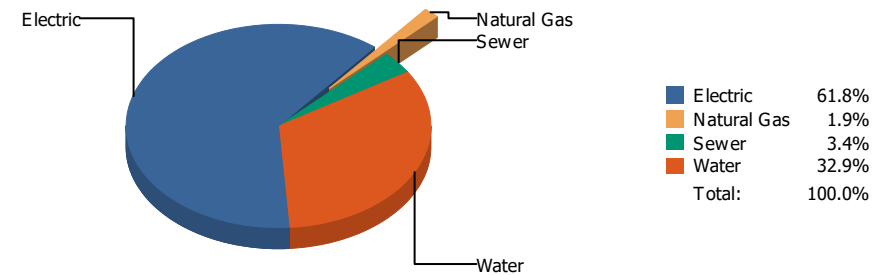


Commodity	Common Use	Energy Use	Energy Use / Area	Total Cost	Cost / Unit	Cost / Area
Place: [ARMENDARIZ_1] ARMENDARIZ MIDDLE SCHOOL [BUILDING]						
Area: 133,779 SqFt						
Billing Period: Jul 2021						
ELECTRIC	67,500.00 kWh	230,310 KBtu	1.722 KBtu/SqFt	\$11,158.82	\$0.165 /kWh	\$0.083 /SqFt
NATURALGAS	384.00 CCF	39,552 KBtu	0.296 KBtu/SqFt	\$385.52	\$1.004 /CCF	\$0.003 /SqFt
SEWER	144.00 CCF			\$684.11	\$4.751 /CCF	\$0.005 /SqFt
WATER	1,099.00 CCF			\$4,455.49	\$4.054 /CCF	\$0.033 /SqFt
Totals:		269,862 KBtu	2.017 KBtu/SqFt	\$16,683.94		

Energy

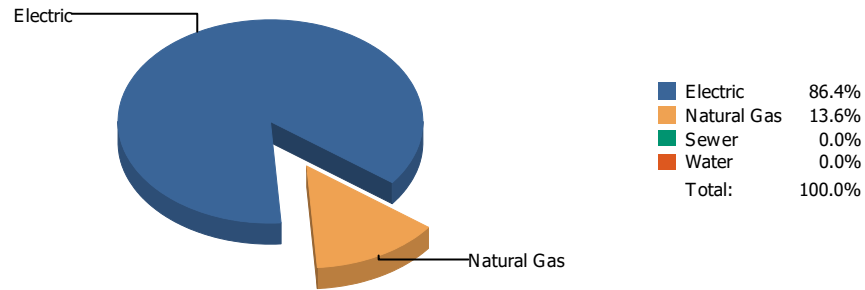


Cost

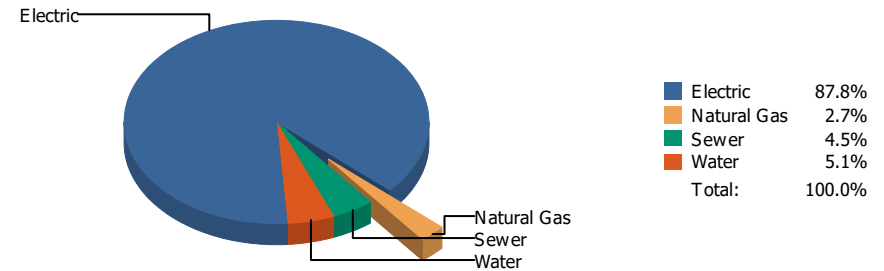


Commodity	Common Use	Energy Use	Energy Use / Area	Total Cost	Cost / Unit	Cost / Area
Place: [AUSTIN] AUSTIN 002 [BUILDING]						
Area: 269,216 SqFt						
Billing Period: Jul 2021						
ELECTRIC	121,547.00 kWh	414,718 KBtu	1.540 KBtu/SqFt	\$20,390.09	\$0.168 /kWh	\$0.075 /SqFt
NATURALGAS	221.00 CCF	22,763 KBtu	0.085 KBtu/SqFt	\$616.96	\$2.792 /CCF	\$0.002 /SqFt
SEWER	76.00 CCF			\$1,117.60	\$14.705 /CCF	\$0.004 /SqFt
WATER	1,642.00 CCF			\$10,844.47	\$6.604 /CCF	\$0.040 /SqFt
Totals:		437,481 KBtu	1.625 KBtu/SqFt	\$32,969.12		

Energy

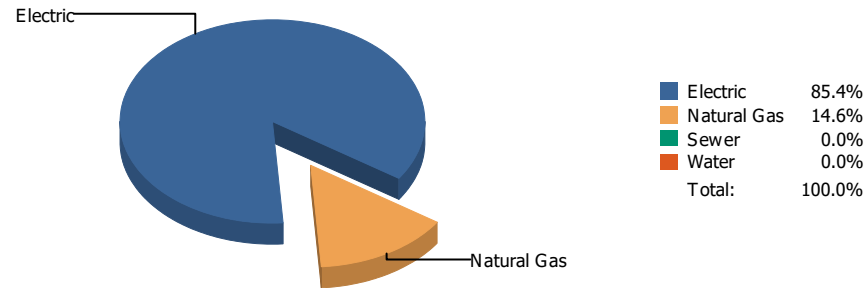


Cost

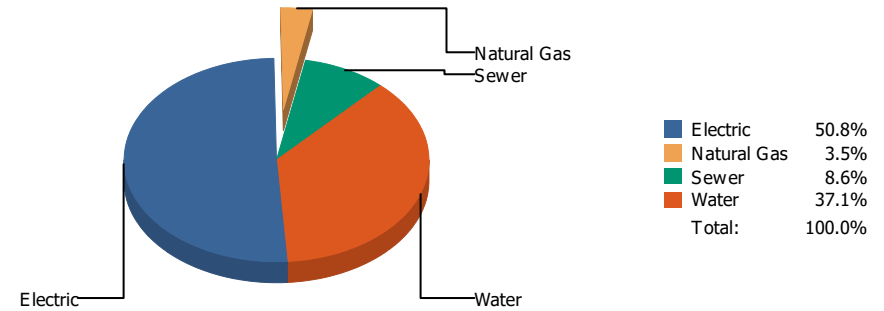


Commodity	Common Use	Energy Use	Energy Use / Area	Total Cost	Cost / Unit	Cost / Area
Place: [BARRON ELEMENTARY] Barron Elementary 165 [BUILDING]						
Area: 87,818 SqFt						
Billing Period: Jul 2021						
ELECTRIC	41,121.00 kWh	140,305 KBtu	1.598 KBtu/SqFt	\$9,465.88	\$0.230 /kWh	\$0.108 /SqFt
NATURALGAS	214.00 CCF	22,042 KBtu	0.251 KBtu/SqFt	\$287.00	\$1.341 /CCF	\$0.003 /SqFt
SEWER	33.00 CCF			\$480.20	\$14.552 /CCF	\$0.005 /SqFt
WATER	16.00 CCF			\$547.08	\$34.193 /CCF	\$0.006 /SqFt
Totals:		162,347 KBtu	1.849 KBtu/SqFt	\$10,780.16		

Energy



Cost



Commodity	Common Use	Energy Use	Energy Use / Area	Total Cost	Cost / Unit	Cost / Area
Place: [BASSETT] BASSETT 049 [BUILDING]						
Area: 174,250 SqFt						
Billing Period: Jul 2021						
ELECTRIC	41,300.00 kWh	140,916 KBtu	0.809 KBtu/SqFt	\$6,773.47	\$0.164 /kWh	\$0.039 /SqFt
NATURALGAS	233.00 CCF	23,999 KBtu	0.138 KBtu/SqFt	\$460.97	\$1.978 /CCF	\$0.003 /SqFt
SEWER	415.00 CCF			\$1,151.48	\$2.775 /CCF	\$0.007 /SqFt
WATER	1,517.00 CCF			\$4,942.19	\$3.258 /CCF	\$0.028 /SqFt
Totals:		164,915 KBtu	0.946 KBtu/SqFt	\$13,328.11		

Energy

Electric



■ Electric 100.0%
Total: 100.0%

Cost

Electric



■ Electric 100.0%
Total: 100.0%

Commodity	Common Use	Energy Use	Energy Use / Area	Total Cost	Cost / Unit	Cost / Area
Place: [BEALL] BEALL 104 [BUILDING] Area: 74,454 SqFt Billing Period: Jul 2021						
ELECTRIC	957.00 kWh	3,265 KBtu	0.044 KBtu/SqFt	\$148.41	\$0.155 /kWh	\$0.002 /SqFt
Totals:		3,265 KBtu	0.044 KBtu/SqFt	\$148.41		

Energy

Electric

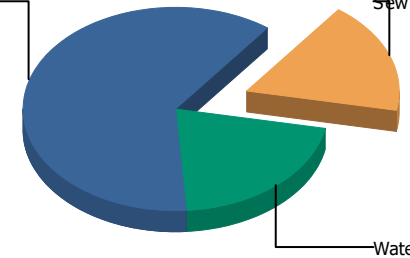


Electric 100.0%
 Sewer 0.0%
 Water 0.0%
 Total: 100.0%

Cost

Electric

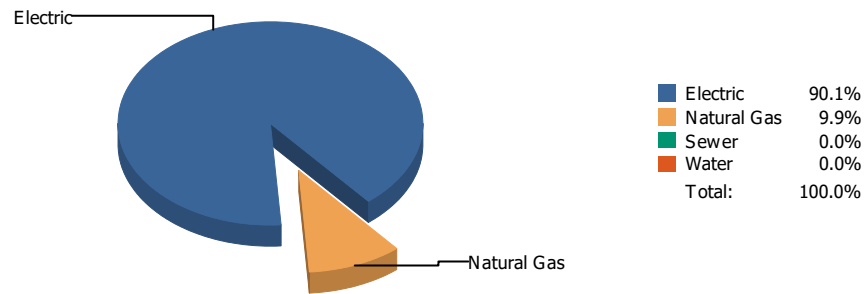
Sewer



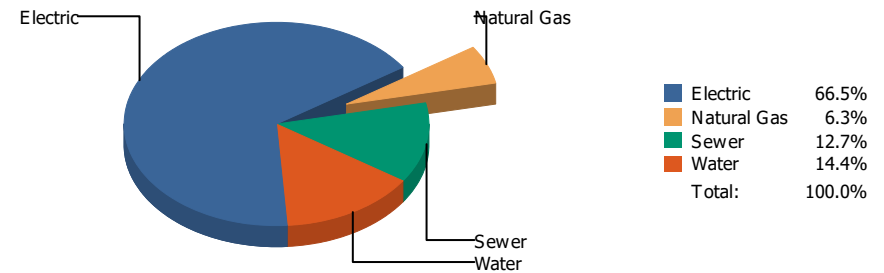
Electric 61.5%
 Sewer 17.7%
 Water 20.8%
 Total: 100.0%

Commodity	Common Use	Energy Use	Energy Use / Area	Total Cost	Cost / Unit	Cost / Area
Place: [BLISS] BLISS 105 [BUILDING] Area: 78,820 SqFt Billing Period: Jul 2021						
ELECTRIC	11,540.00 kWh	39,374 KBtu	0.500 KBtu/SqFt	\$3,207.01	\$0.278 /kWh	\$0.041 /SqFt
SEWER	311.00 CCF			\$922.68	\$2.967 /CCF	\$0.012 /SqFt
WATER	353.00 CCF			\$1,087.65	\$3.081 /CCF	\$0.014 /SqFt
Totals:		39,374 KBtu	0.500 KBtu/SqFt	\$5,217.34		

Energy

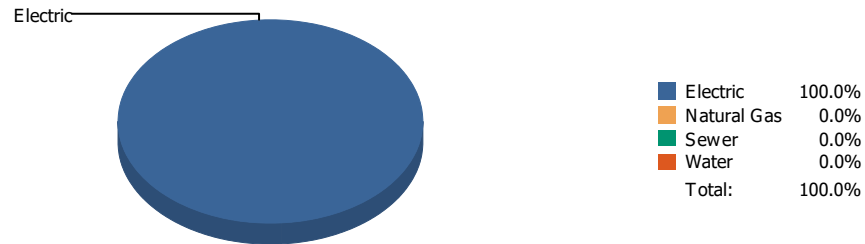


Cost

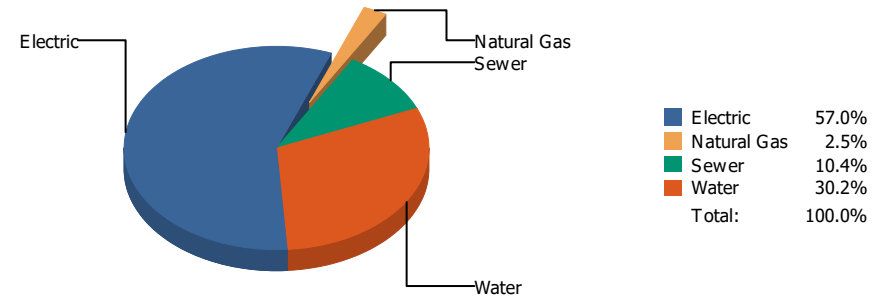


Commodity	Common Use	Energy Use	Energy Use / Area	Total Cost	Cost / Unit	Cost / Area
Place: [BOND_2] BOND 160 [BUILDING]						
Area: 89,988 SqFt						
Billing Period: Jul 2021						
ELECTRIC	21,415.00 kWh	73,068 KBtu	0.812 KBtu/SqFt	\$3,899.75	\$0.182 /kWh	\$0.043 /SqFt
NATURALGAS	78.00 CCF	8,034 KBtu	0.089 KBtu/SqFt	\$370.97	\$4.756 /CCF	\$0.004 /SqFt
SEWER	181.00 CCF			\$744.57	\$4.114 /CCF	\$0.008 /SqFt
WATER	226.00 CCF			\$844.93	\$3.739 /CCF	\$0.009 /SqFt
Totals:		81,102 KBtu	0.901 KBtu/SqFt	\$5,860.22		

Energy

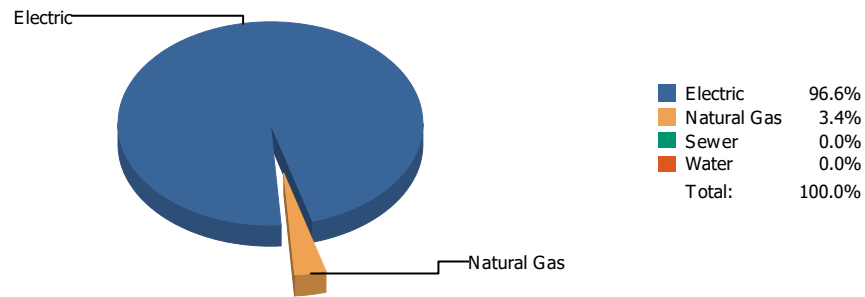


Cost

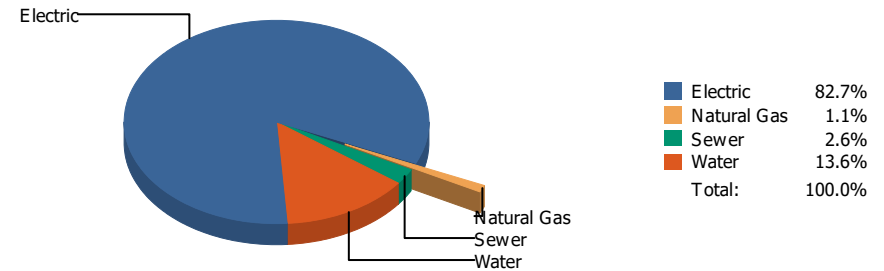


Commodity	Common Use	Energy Use	Energy Use / Area	Total Cost	Cost / Unit	Cost / Area
Place: [BONHAM] BONHAM 106 [BUILDING]						
Area: 53,522 SqFt						
Billing Period: Jul 2021						
ELECTRIC	22,209.00 kWh	75,777 KBtu	1.416 KBtu/SqFt	\$3,743.90	\$0.169 /kWh	\$0.070 /SqFt
NATURALGAS	0.00 CCF	0 KBtu	0.000 KBtu/SqFt	\$162.96	\$0.000 /CCF	\$0.003 /SqFt
SEWER	213.00 CCF			\$679.74	\$3.191 /CCF	\$0.013 /SqFt
WATER	407.00 CCF			\$1,979.97	\$4.865 /CCF	\$0.037 /SqFt
Totals:		75,777 KBtu	1.416 KBtu/SqFt	\$6,566.57		

Energy

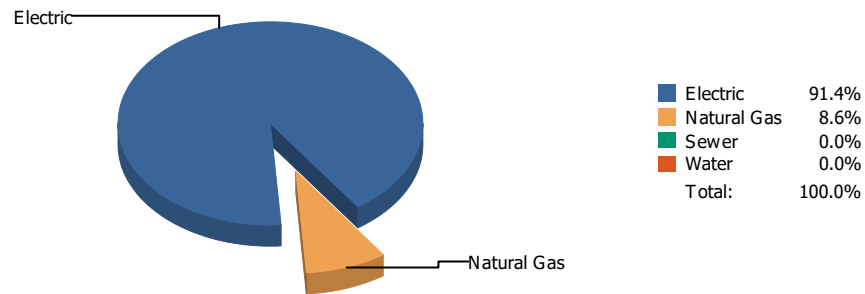


Cost

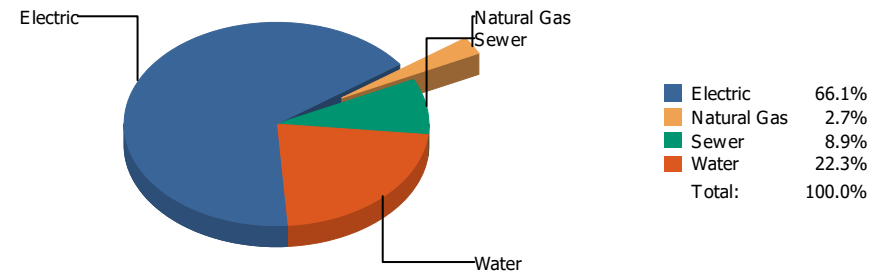


Commodity	Common Use	Energy Use	Energy Use / Area	Total Cost	Cost / Unit	Cost / Area
Place: [BOWIE] BOWIE 003 [BUILDING]						
Area: 282,931 SqFt						
Billing Period: Jul 2021						
ELECTRIC	251,197.00 kWh	857,084 KBtu	3.029 KBtu/SqFt	\$36,509.03	\$0.145 /kWh	\$0.129 /SqFt
NATURALGAS	295.00 CCF	30,385 KBtu	0.107 KBtu/SqFt	\$496.87	\$1.684 /CCF	\$0.002 /SqFt
SEWER	192.00 CCF			\$1,136.08	\$5.917 /CCF	\$0.004 /SqFt
WATER	2,188.00 CCF			\$5,988.77	\$2.737 /CCF	\$0.021 /SqFt
Totals:		887,469 KBtu	3.137 KBtu/SqFt	\$44,130.75		

Energy

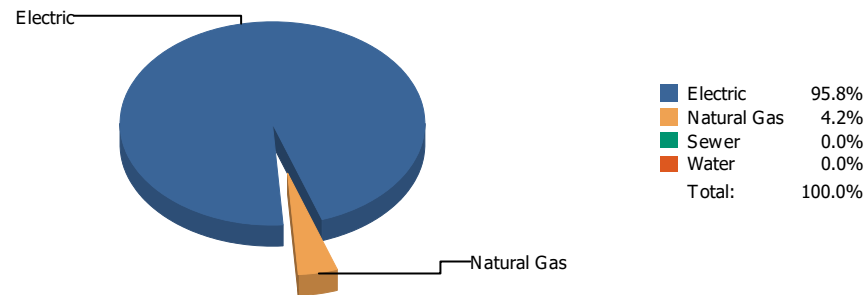


Cost

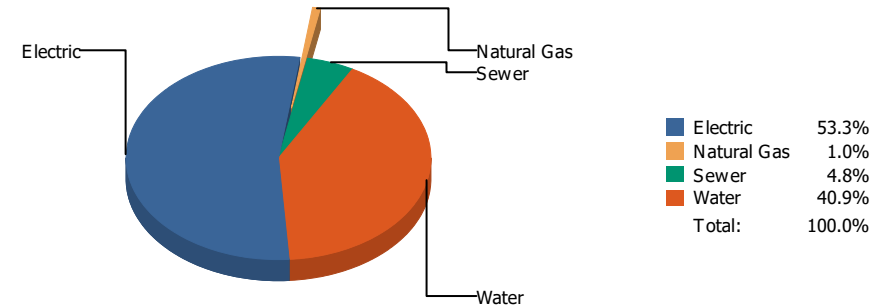


Commodity	Common Use	Energy Use	Energy Use / Area	Total Cost	Cost / Unit	Cost / Area
Place: [BRADLEY] BRADLEY 158 [BUILDING]						
Area: 59,142 SqFt						
Billing Period: Jul 2021						
ELECTRIC	49,000.00 kWh	167,188 KBtu	2.827 KBtu/SqFt	\$7,439.46	\$0.152 /kWh	\$0.126 /SqFt
NATURALGAS	152.00 CCF	15,656 KBtu	0.265 KBtu/SqFt	\$307.12	\$2.021 /CCF	\$0.005 /SqFt
SEWER	122.00 CCF			\$996.42	\$8.167 /CCF	\$0.017 /SqFt
WATER	379.00 CCF			\$2,506.29	\$6.613 /CCF	\$0.042 /SqFt
Totals:		182,844 KBtu	3.092 KBtu/SqFt	\$11,249.29		

Energy

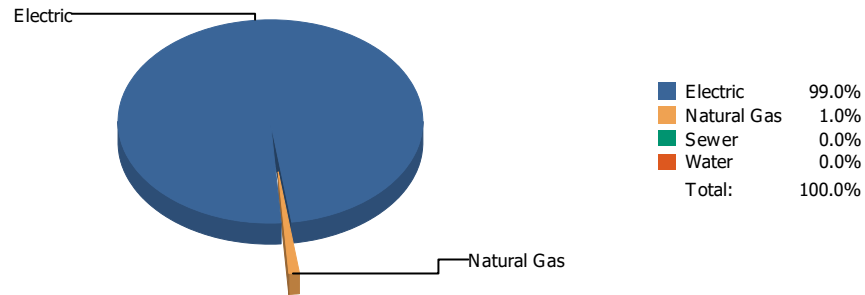


Cost

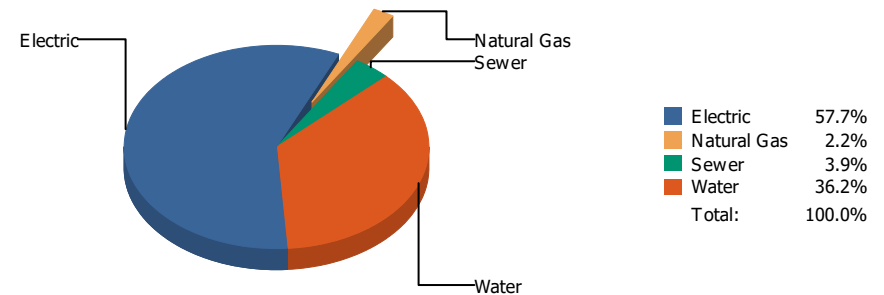


Commodity	Common Use	Energy Use	Energy Use / Area	Total Cost	Cost / Unit	Cost / Area
Place: [BROWN] BROWN MIDDLE SCHOOL 056 [BUILDING]						
Area: 173,263 SqFt						
Billing Period: Jul 2021						
ELECTRIC	88,800.00 kWh	302,986 KBtu	1.749 KBtu/SqFt	\$12,731.47	\$0.143 /kWh	\$0.073 /SqFt
NATURALGAS	128.00 CCF	13,184 KBtu	0.076 KBtu/SqFt	\$237.14	\$1.853 /CCF	\$0.001 /SqFt
SEWER	349.00 CCF			\$1,135.11	\$3.252 /CCF	\$0.007 /SqFt
WATER	1,676.00 CCF			\$9,777.14	\$5.834 /CCF	\$0.056 /SqFt
Totals:		316,170 KBtu	1.825 KBtu/SqFt	\$23,880.86		

Energy



Cost



Commodity	Common Use	Energy Use	Energy Use / Area	Total Cost	Cost / Unit	Cost / Area
Place: [BURGES] BURGES 004 [BUILDING]						
Area: 241,219 SqFt						
Billing Period: Jul 2021						
ELECTRIC	87,184.00 kWh	297,472 KBtu	1.233 KBtu/SqFt	\$13,362.37	\$0.153 /kWh	\$0.055 /SqFt
NATURALGAS	30.00 CCF	3,090 KBtu	0.013 KBtu/SqFt	\$506.27	\$16.876 /CCF	\$0.002 /SqFt
SEWER	40.00 CCF			\$895.39	\$22.385 /CCF	\$0.004 /SqFt
WATER	1,379.00 CCF			\$8,380.26	\$6.077 /CCF	\$0.035 /SqFt
Totals:		300,562 KBtu	1.246 KBtu/SqFt	\$23,144.29		

Energy

Electric



■ Electric 100.0%
Total: 100.0%

Cost

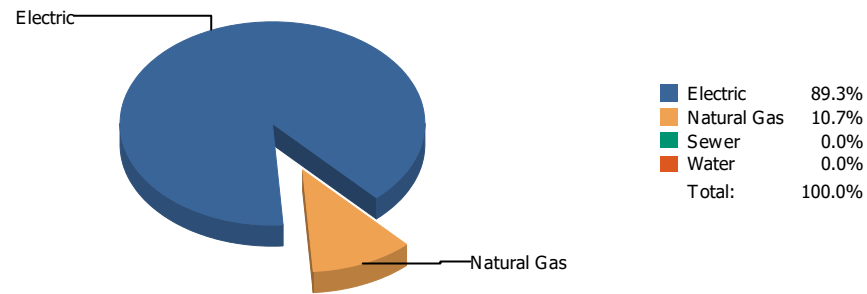
Electric



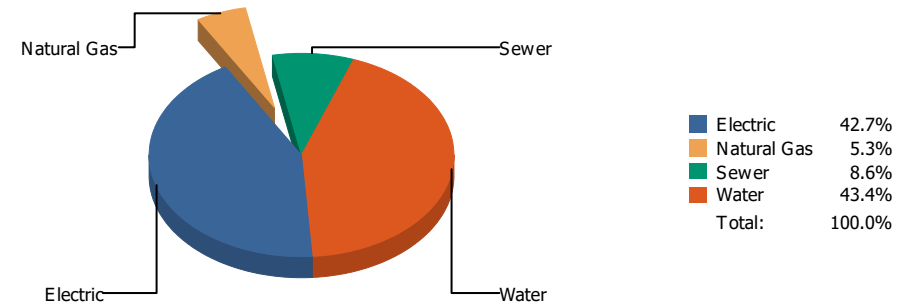
■ Electric 100.0%
Total: 100.0%

Commodity	Common Use	Energy Use	Energy Use / Area	Total Cost	Cost / Unit	Cost / Area
Place: [BURLESON] BURLESON 107 [BUILDING]						
Area: 73,772 SqFt						
Billing Period: Jul 2021						
ELECTRIC	1,035.00 kWh	3,531 KBtu	0.048 KBtu/SqFt	\$168.25	\$0.163 /kWh	\$0.002 /SqFt
Totals:		3,531 KBtu	0.048 KBtu/SqFt	\$168.25		

Energy

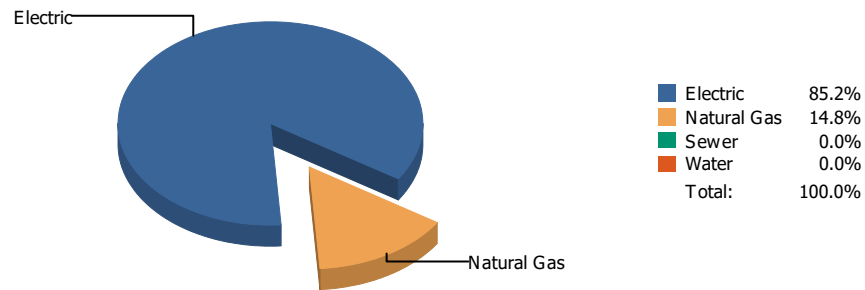


Cost

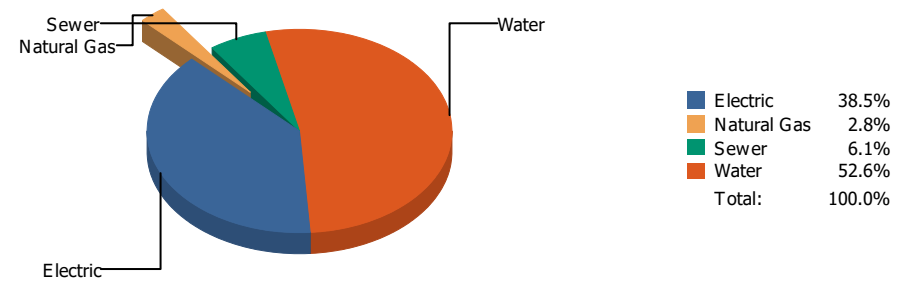


Commodity	Common Use	Energy Use	Energy Use / Area	Total Cost	Cost / Unit	Cost / Area
Place: [BURNET] BURNET 108 [BUILDING]						
Area: 50,520 SqFt						
Billing Period: Jul 2021						
ELECTRIC	18,046.00 kWh	61,573 KBtu	1.219 KBtu/SqFt	\$2,943.31	\$0.163 /kWh	\$0.058 /SqFt
NATURALGAS	72.00 CCF	7,416 KBtu	0.147 KBtu/SqFt	\$367.83	\$5.109 /CCF	\$0.007 /SqFt
SEWER	172.00 CCF			\$594.18	\$3.455 /CCF	\$0.012 /SqFt
WATER	580.00 CCF			\$2,994.31	\$5.163 /CCF	\$0.059 /SqFt
Totals:		68,989 KBtu	1.366 KBtu/SqFt	\$6,899.63		

Energy

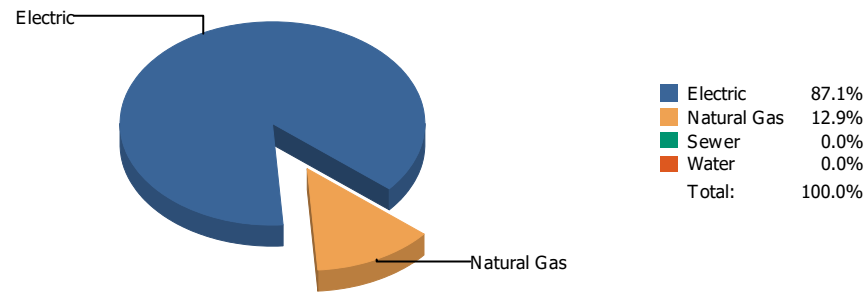


Cost

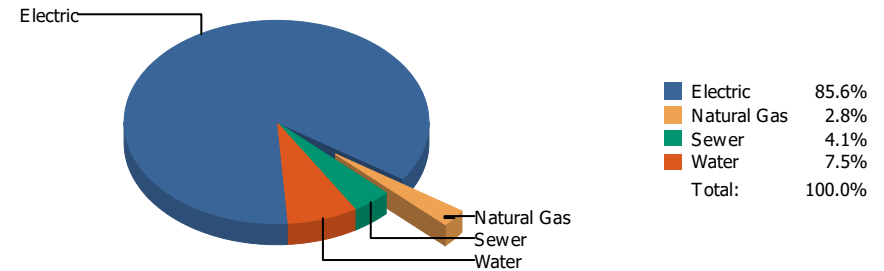


Commodity	Common Use	Energy Use	Energy Use / Area	Total Cost	Cost / Unit	Cost / Area
Place: [CANYON-HILLS] CANYON HILLS 043 [BUILDING] Area: 133,149 SqFt Billing Period: Jul 2021						
ELECTRIC	24,270.00 kWh	82,809 KBtu	0.622 KBtu/SqFt	\$5,642.71	\$0.232 /kWh	\$0.042 /SqFt
NATURALGAS	140.00 CCF	14,420 KBtu	0.108 KBtu/SqFt	\$407.07	\$2.908 /CCF	\$0.003 /SqFt
SEWER	70.00 CCF			\$888.62	\$12.695 /CCF	\$0.007 /SqFt
WATER	1,040.00 CCF			\$7,707.78	\$7.411 /CCF	\$0.058 /SqFt
Totals:		97,229 KBtu	0.730 KBtu/SqFt	\$14,646.18		

Energy

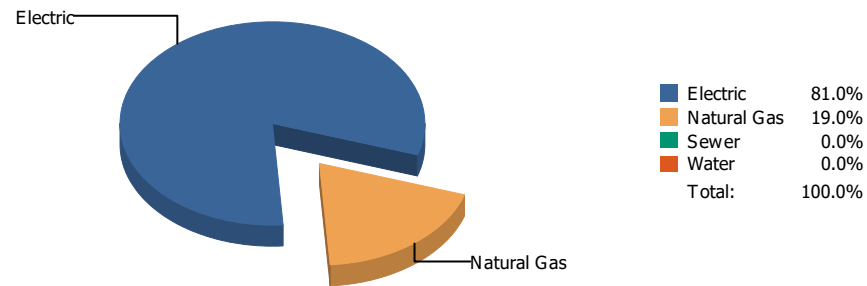


Cost

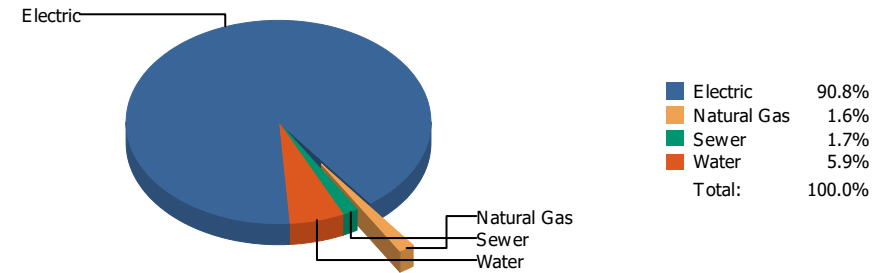


Commodity	Common Use	Energy Use	Energy Use / Area	Total Cost	Cost / Unit	Cost / Area
Place: [CAREER] CAREER AND TECHNOLOGY [BUILDING]						
Area: 146,485 SqFt						
Billing Period: Jul 2021						
ELECTRIC	62,654.00 kWh	213,775 KBtu	1.459 KBtu/SqFt	\$10,453.11	\$0.167 /kWh	\$0.071 /SqFt
NATURALGAS	307.00 CCF	31,621 KBtu	0.216 KBtu/SqFt	\$340.81	\$1.110 /CCF	\$0.002 /SqFt
SEWER	82.00 CCF			\$504.62	\$6.154 /CCF	\$0.003 /SqFt
WATER	230.00 CCF			\$912.64	\$3.968 /CCF	\$0.006 /SqFt
Totals:		245,396 KBtu	1.675 KBtu/SqFt	\$12,211.18		

Energy



Cost



Commodity	Common Use	Energy Use	Energy Use / Area	Total Cost	Cost / Unit	Cost / Area
Place: [CENTRAL_OFFICE_STANTON] CENTRAL OFFICE STANTON [BUILDING]						
Area: 0 SqFt						
Billing Period: Jul 2021						
ELECTRIC	25,145.00 kWh	85,795 KBtu		\$25,513.55	\$1.015 /kWh	
NATURALGAS	195.00 CCF	20,085 KBtu		\$451.39	\$2.315 /CCF	
SEWER	48.00 CCF			\$472.91	\$9.852 /CCF	
WATER	155.00 CCF			\$1,664.84	\$10.741 /CCF	
Totals:		105,880 KBtu		\$28,102.69		

Energy

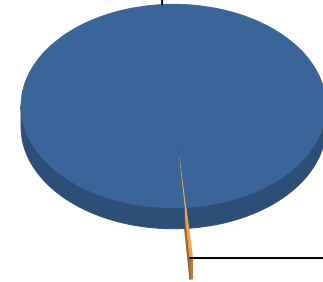
Electric



■ Electric 100.0%
 ■ Water 0.0%
 Total: 100.0%

Cost

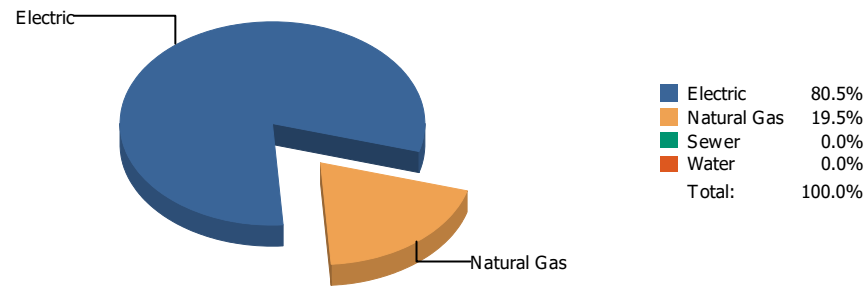
Electric



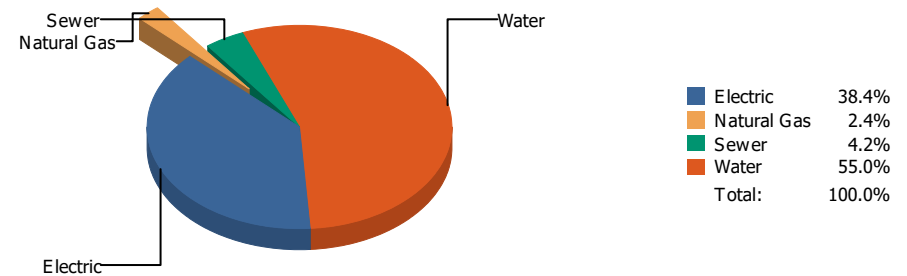
■ Electric 99.8%
 ■ Water 0.2%
 Total: 100.0%

Commodity	Common Use	Energy Use	Energy Use / Area	Total Cost	Cost / Unit	Cost / Area
Place: [CHAPIN] CHAPIN 012 [BUILDING]						
Area: 273,727 SqFt						
Billing Period: Jul 2021						
ELECTRIC	248,882.00 kWh	849,185 KBtu	3.102 KBtu/SqFt	\$37,171.52	\$0.149 /kWh	\$0.136 /SqFt
WATER	0.00 CCF			\$72.82	\$0.000 /CCF	\$0.000 /SqFt
Totals:		849,185 KBtu	3.102 KBtu/SqFt	\$37,244.34		

Energy

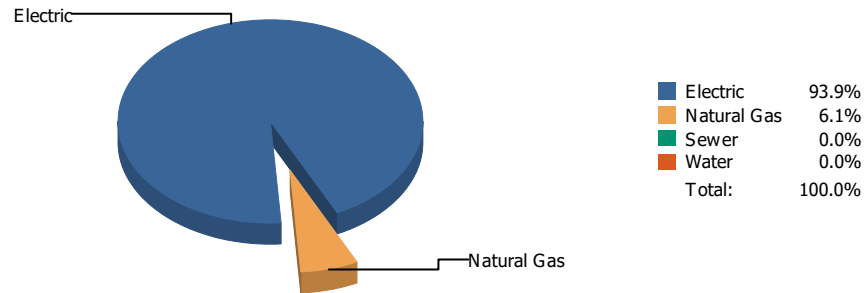


Cost

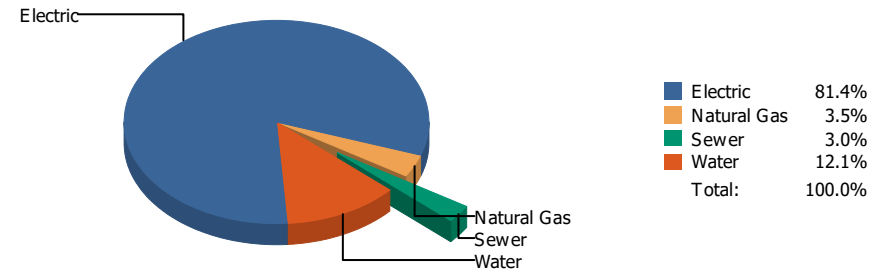


Commodity	Common Use	Energy Use	Energy Use / Area	Total Cost	Cost / Unit	Cost / Area
Place: [CHARLES] H.E. CHARLES 045 [BUILDING] Area: 107,867 SqFt Billing Period: Jul 2021						
ELECTRIC	47,486.00 kWh	162,022 KBtu	1.502 KBtu/SqFt	\$8,915.29	\$0.188 /kWh	\$0.083 /SqFt
NATURALGAS	382.00 CCF	39,346 KBtu	0.365 KBtu/SqFt	\$547.32	\$1.433 /CCF	\$0.005 /SqFt
SEWER	281.00 CCF			\$985.51	\$3.507 /CCF	\$0.009 /SqFt
WATER	1,941.00 CCF			\$12,745.98	\$6.567 /CCF	\$0.118 /SqFt
Totals:		201,368 KBtu	1.867 KBtu/SqFt	\$23,194.10		

Energy

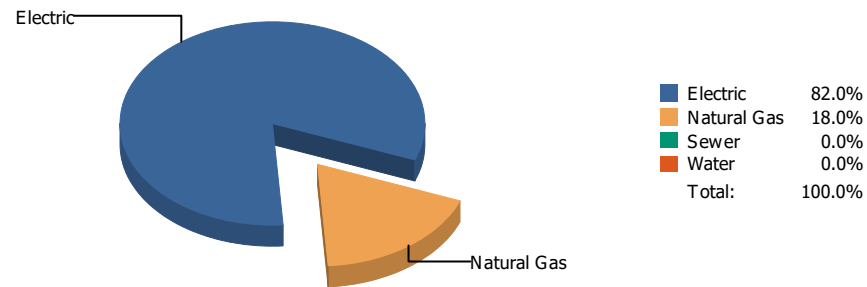


Cost

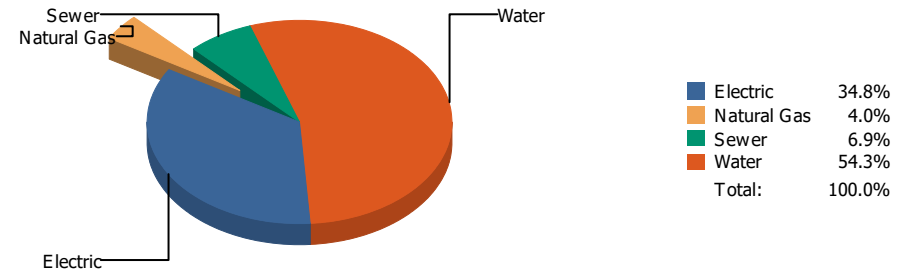


Commodity	Common Use	Energy Use	Energy Use / Area	Total Cost	Cost / Unit	Cost / Area
Place: [CIELO-VISTA] CIELO VISTA 151 [BUILDING] Area: 66,034 SqFt Billing Period: Jul 2021						
ELECTRIC	50,460.00 kWh	172,170 KBtu	2.607 KBtu/SqFt	\$9,146.58	\$0.181 /kWh	\$0.138 /SqFt
NATURALGAS	109.00 CCF	11,227 KBtu	0.170 KBtu/SqFt	\$389.08	\$3.570 /CCF	\$0.006 /SqFt
SEWER	45.00 CCF			\$337.48	\$7.500 /CCF	\$0.005 /SqFt
WATER	342.00 CCF			\$1,360.17	\$3.977 /CCF	\$0.020 /SqFt
Totals:		183,397 KBtu	2.777 KBtu/SqFt	\$11,233.31		

Energy

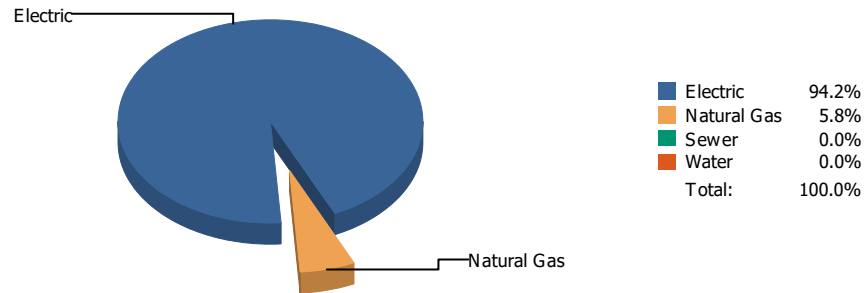


Cost

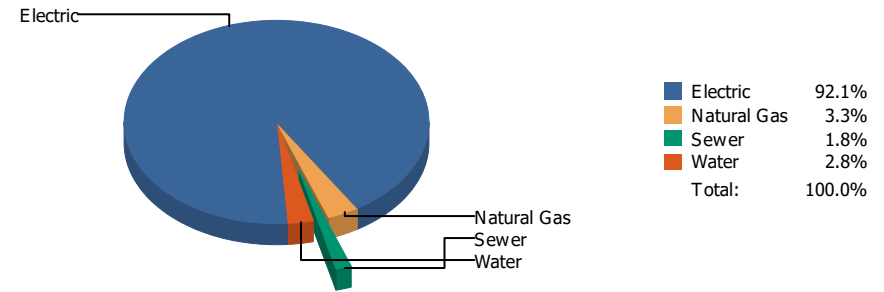


Commodity	Common Use	Energy Use	Energy Use / Area	Total Cost	Cost / Unit	Cost / Area
Place: [CLARDY] CLARDY 109 [BUILDING]						
Area: 70,700 SqFt						
Billing Period: Jul 2021						
ELECTRIC	19,138.00 kWh	65,299 KBtu	0.924 KBtu/SqFt	\$3,491.96	\$0.182 /kWh	\$0.049 /SqFt
NATURALGAS	139.00 CCF	14,317 KBtu	0.203 KBtu/SqFt	\$406.49	\$2.924 /CCF	\$0.006 /SqFt
SEWER	159.00 CCF			\$696.17	\$4.378 /CCF	\$0.010 /SqFt
WATER	878.00 CCF			\$5,450.31	\$6.208 /CCF	\$0.077 /SqFt
Totals:		79,616 KBtu	1.126 KBtu/SqFt	\$10,044.93		

Energy

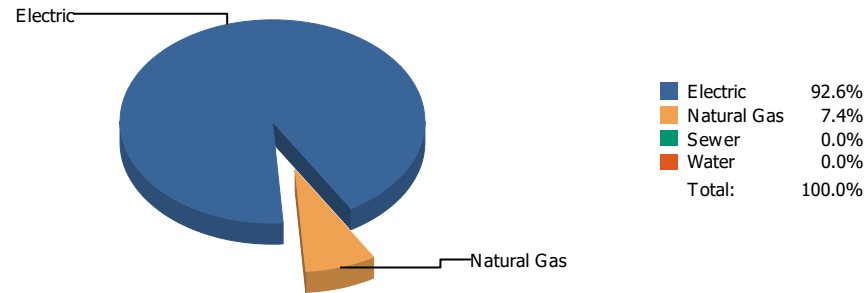


Cost

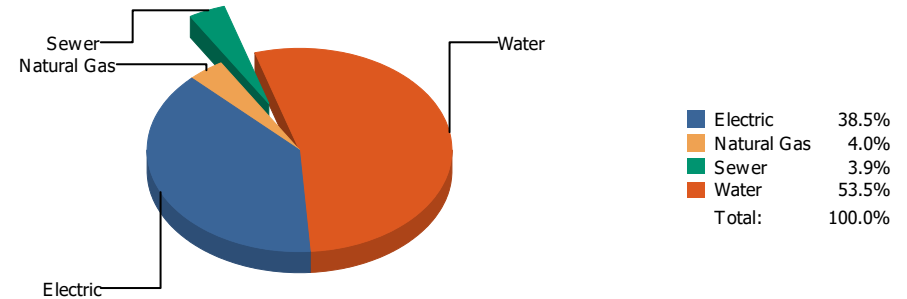


Commodity	Common Use	Energy Use	Energy Use / Area	Total Cost	Cost / Unit	Cost / Area
Place: [CLEDENIN] CLEDENIN 149 [BUILDING]						
Area: 62,721 SqFt						
Billing Period: Jul 2021						
ELECTRIC	30,155.00 kWh	102,889 KBtu	1.640 KBtu/SqFt	\$5,509.99	\$0.183 /kWh	\$0.088 /SqFt
NATURALGAS	62.00 CCF	6,386 KBtu	0.102 KBtu/SqFt	\$198.89	\$3.208 /CCF	\$0.003 /SqFt
SEWER	0.00 CCF			\$107.89	\$0.000 /CCF	\$0.002 /SqFt
WATER	4.00 CCF			\$166.32	\$41.580 /CCF	\$0.003 /SqFt
Totals:		109,275 KBtu	1.742 KBtu/SqFt	\$5,983.09		

Energy



Cost



Commodity	Common Use	Energy Use	Energy Use / Area	Total Cost	Cost / Unit	Cost / Area
Place: [COLDWELL] COLDWELL 110 [BUILDING]						
Area: 67,310 SqFt						
Billing Period: Jul 2021						
ELECTRIC	26,415.00 kWh	90,128 KBtu	1.339 KBtu/SqFt	\$3,492.85	\$0.132 /kWh	\$0.052 /SqFt
NATURALGAS	70.00 CCF	7,210 KBtu	0.107 KBtu/SqFt	\$366.24	\$5.232 /CCF	\$0.005 /SqFt
SEWER	23.00 CCF			\$352.12	\$15.310 /CCF	\$0.005 /SqFt
WATER	895.00 CCF			\$4,853.61	\$5.423 /CCF	\$0.072 /SqFt
Totals:		97,338 KBtu	1.446 KBtu/SqFt	\$9,064.82		

Energy

Electric



Electric	100.0%
Natural Gas	0.0%
Sewer	0.0%
Water	0.0%
Total:	100.0%

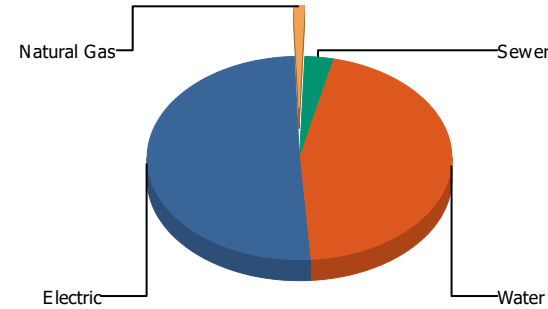
Cost

Natural Gas

Sewer

Electric

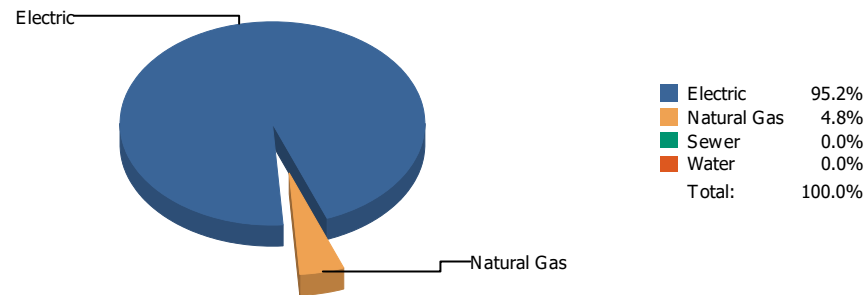
Water



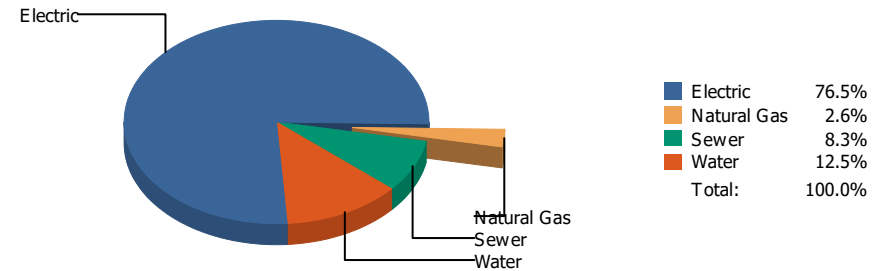
Electric	50.5%
Natural Gas	1.1%
Sewer	3.1%
Water	45.3%
Total:	100.0%

Commodity	Common Use	Energy Use	Energy Use / Area	Total Cost	Cost / Unit	Cost / Area
Place: [COLLINS] COLLINS 142 [BUILDING]						
Area: 81,245 SqFt						
Billing Period: Jul 2021						
ELECTRIC	37,549.00 kWh	128,117 KBtu	1.577 KBtu/SqFt	\$7,290.23	\$0.194 /kWh	\$0.090 /SqFt
NATURALGAS	0.00 CCF	0 KBtu	0.000 KBtu/SqFt	\$162.96	\$0.000 /CCF	\$0.002 /SqFt
SEWER	96.00 CCF			\$449.68	\$4.684 /CCF	\$0.006 /SqFt
WATER	2,023.00 CCF			\$6,546.90	\$3.236 /CCF	\$0.081 /SqFt
Totals:		128,117 KBtu	1.577 KBtu/SqFt	\$14,449.77		

Energy

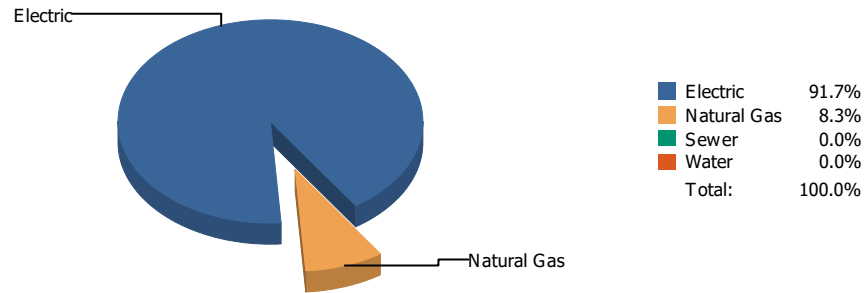


Cost

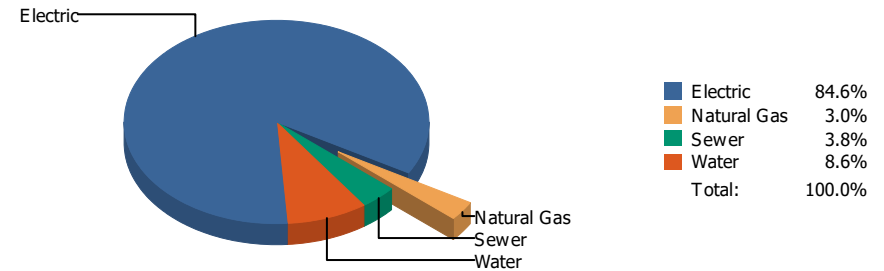


Commodity	Common Use	Energy Use	Energy Use / Area	Total Cost	Cost / Unit	Cost / Area
Place: [COOLEY] COOLEY 111 [BUILDING]						
Area: 95,590 SqFt						
Billing Period: Jul 2021						
ELECTRIC	57,600.00 kWh	196,531 KBtu	2.056 KBtu/SqFt	\$11,095.22	\$0.193 /kWh	\$0.116 /SqFt
NATURALGAS	97.00 CCF	9,991 KBtu	0.105 KBtu/SqFt	\$382.14	\$3.940 /CCF	\$0.004 /SqFt
SEWER	252.00 CCF			\$1,208.89	\$4.797 /CCF	\$0.012 /SqFt
WATER	460.00 CCF			\$1,816.25	\$3.948 /CCF	\$0.019 /SqFt
Totals:		206,522 KBtu	2.161 KBtu/SqFt	\$14,502.50		

Energy

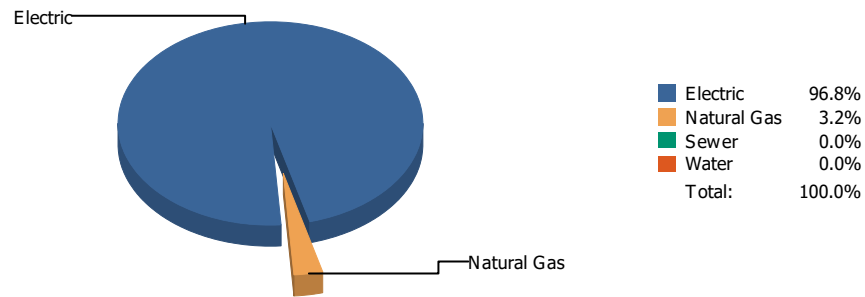


Cost

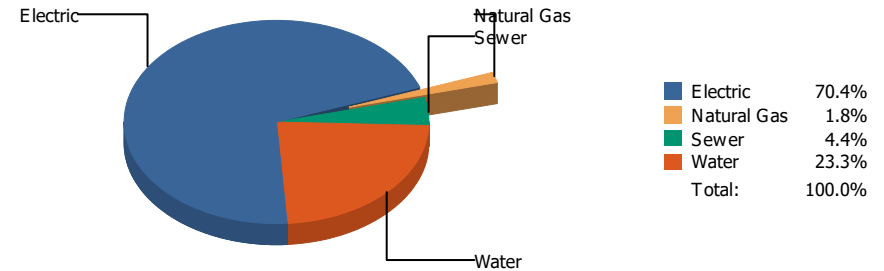


Commodity	Common Use	Energy Use	Energy Use / Area	Total Cost	Cost / Unit	Cost / Area
Place: [CORONADO] CORONADO 005 [BUILDING]						
Area: 406,757 SqFt						
Billing Period: Jul 2021						
ELECTRIC	193,458.00 kWh	660,079 KBtu	1.623 KBtu/SqFt	\$32,754.05	\$0.169 /kWh	\$0.080 /SqFt
NATURALGAS	579.00 CCF	59,637 KBtu	0.147 KBtu/SqFt	\$1,175.80	\$2.031 /CCF	\$0.003 /SqFt
SEWER	437.00 CCF			\$1,489.13	\$3.408 /CCF	\$0.003 /SqFt
WATER	1,117.00 CCF			\$3,314.12	\$2.967 /CCF	\$0.008 /SqFt
Totals:		719,716 KBtu	1.769 KBtu/SqFt	\$38,733.10		

Energy

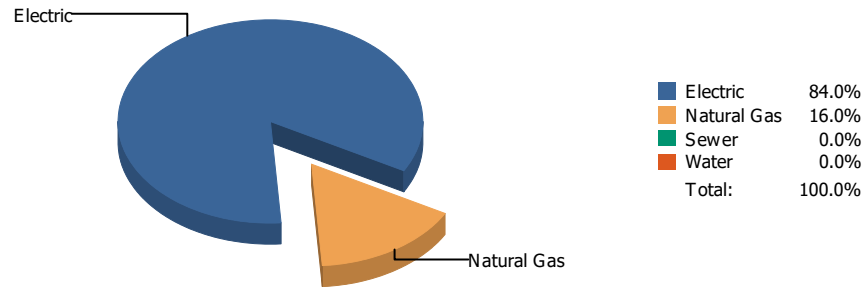


Cost

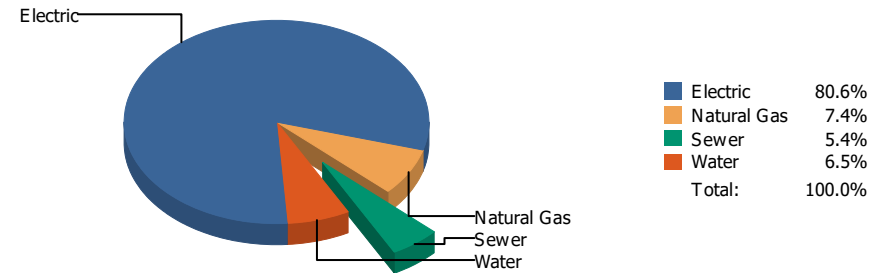


Commodity	Common Use	Energy Use	Energy Use / Area	Total Cost	Cost / Unit	Cost / Area
Place: [CROCKETT_1] CROCKETT 112 [BUILDING]						
Area: 92,585 SqFt						
Billing Period: Jul 2021						
ELECTRIC	40,562.00 kWh	138,398 KBtu	1.495 KBtu/SqFt	\$7,231.96	\$0.178 /kWh	\$0.078 /SqFt
NATURALGAS	44.00 CCF	4,532 KBtu	0.049 KBtu/SqFt	\$188.45	\$4.283 /CCF	\$0.002 /SqFt
SEWER	60.00 CCF			\$451.27	\$7.521 /CCF	\$0.005 /SqFt
WATER	404.00 CCF			\$2,394.29	\$5.926 /CCF	\$0.026 /SqFt
Totals:		142,930 KBtu	1.544 KBtu/SqFt	\$10,265.97		

Energy

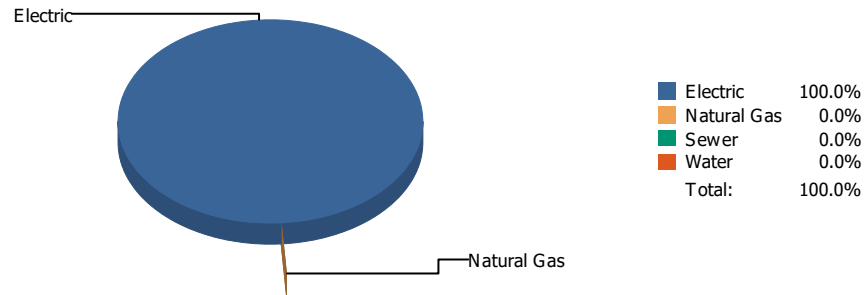


Cost

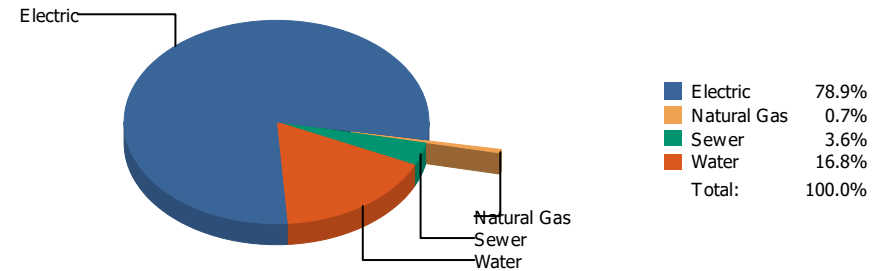


Commodity	Common Use	Energy Use	Energy Use / Area	Total Cost	Cost / Unit	Cost / Area
Place: [CROSBY] CROSBY 113 [BUILDING]						
Area: 83,100 SqFt						
Billing Period: Jul 2021						
ELECTRIC	24,300.00 kWh	82,912 KBtu	0.998 KBtu/SqFt	\$4,503.57	\$0.185 /kWh	\$0.054 /SqFt
NATURALGAS	153.00 CCF	15,759 KBtu	0.190 KBtu/SqFt	\$414.61	\$2.710 /CCF	\$0.005 /SqFt
SEWER	10.00 CCF			\$303.78	\$30.378 /CCF	\$0.004 /SqFt
WATER	52.00 CCF			\$365.42	\$7.027 /CCF	\$0.004 /SqFt
Totals:		98,671 KBtu	1.187 KBtu/SqFt	\$5,587.38		

Energy

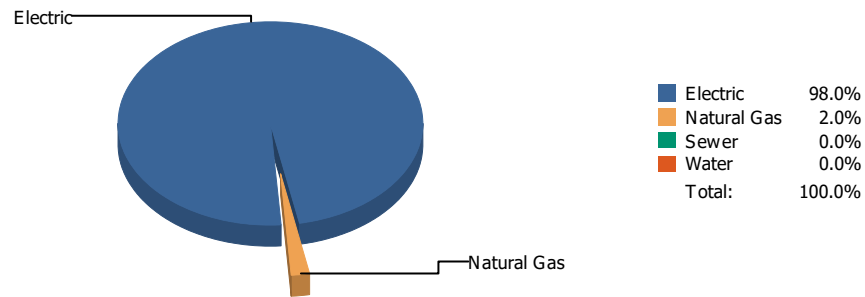


Cost

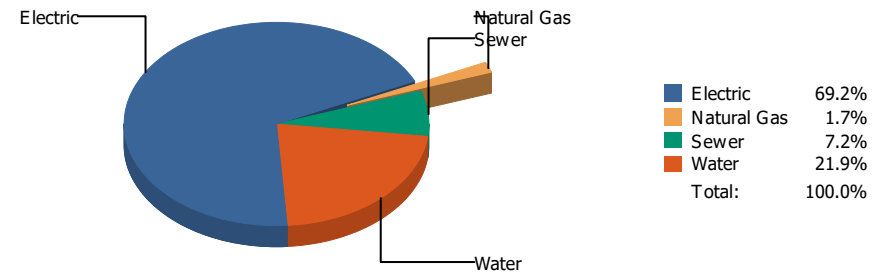


Commodity	Common Use	Energy Use	Energy Use / Area	Total Cost	Cost / Unit	Cost / Area
Place: [DELTA_OPERATIONS_CENTER_] Delta Operations Center [BUILDING]						
Area: 0 SqFt						
Billing Period: Jul 2021						
ELECTRIC	62,240.00 kWh	212,363 KBtu		\$6,764.77	\$0.109 /kWh	
NATURALGAS	1.00 CCF	103 KBtu		\$56.80	\$56.800 /CCF	
SEWER	32.00 CCF			\$308.88	\$9.653 /CCF	
WATER	268.00 CCF			\$1,442.68	\$5.383 /CCF	
Totals:		212,466 KBtu		\$8,573.13		

Energy

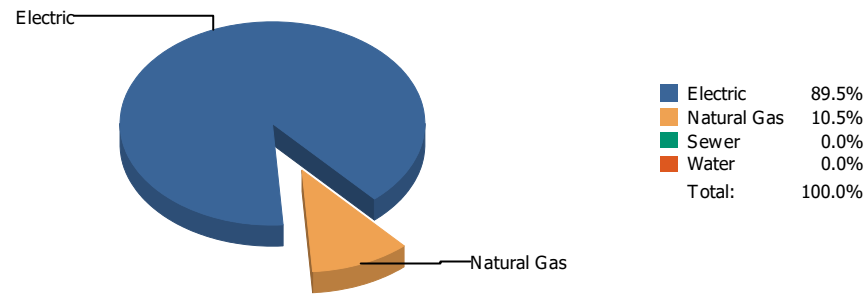


Cost

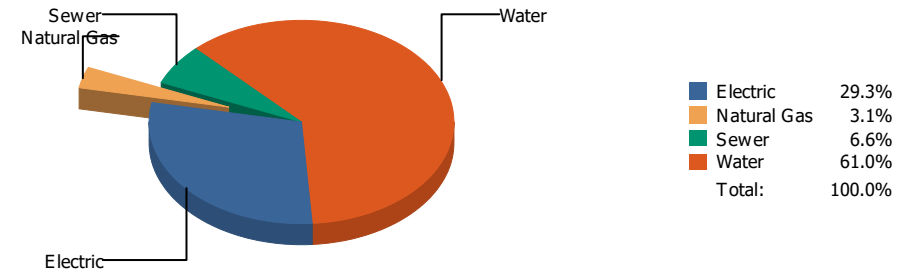


Commodity	Common Use	Energy Use	Energy Use / Area	Total Cost	Cost / Unit	Cost / Area
Place: [DONHASKINSPK8] DON HASKINS PK-8 051 [BUILDING]						
Area: 163,678 SqFt						
Billing Period: Jul 2021						
ELECTRIC	81,523.00 kWh	278,156 KBtu	1.699 KBtu/SqFt	\$14,189.34	\$0.174 /kWh	\$0.087 /SqFt
NATURALGAS	56.00 CCF	5,768 KBtu	0.035 KBtu/SqFt	\$358.39	\$6.400 /CCF	\$0.002 /SqFt
SEWER	305.00 CCF			\$1,478.39	\$4.847 /CCF	\$0.009 /SqFt
WATER	705.00 CCF			\$4,483.12	\$6.359 /CCF	\$0.027 /SqFt
Totals:		283,924 KBtu	1.735 KBtu/SqFt	\$20,509.24		

Energy

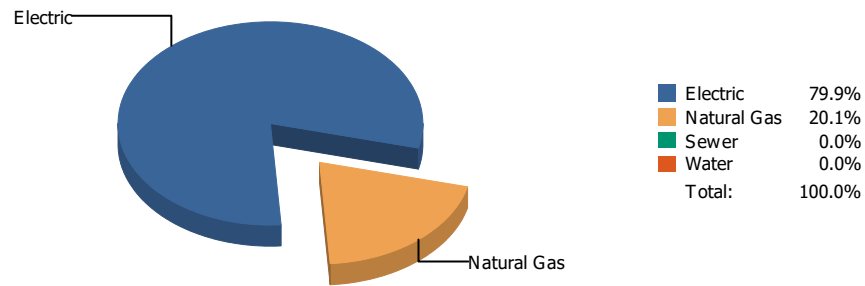


Cost

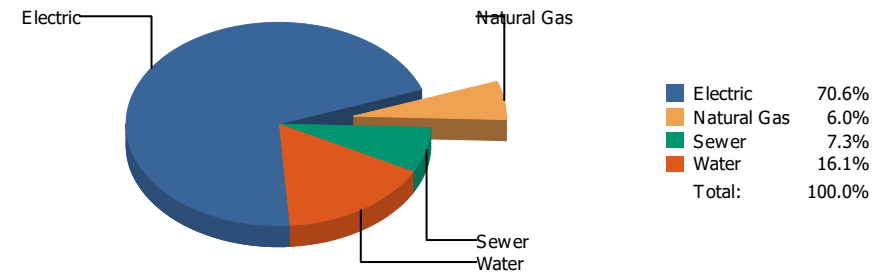


Commodity	Common Use	Energy Use	Energy Use / Area	Total Cost	Cost / Unit	Cost / Area
Place: [DOUGLASS] DOUGLASS 114 [BUILDING]						
Area: 86,903 SqFt						
Billing Period: Jul 2021						
ELECTRIC	20,119.00 kWh	68,646 KBtu	0.790 KBtu/SqFt	\$3,485.88	\$0.173 /kWh	\$0.040 /SqFt
NATURALGAS	78.00 CCF	8,034 KBtu	0.092 KBtu/SqFt	\$371.13	\$4.758 /CCF	\$0.004 /SqFt
SEWER	220.00 CCF			\$781.51	\$3.552 /CCF	\$0.009 /SqFt
WATER	1,267.00 CCF			\$7,262.98	\$5.732 /CCF	\$0.084 /SqFt
Totals:		76,680 KBtu	0.882 KBtu/SqFt	\$11,901.50		

Energy

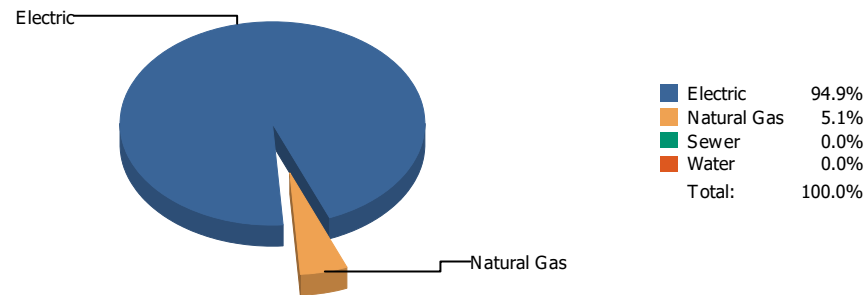


Cost

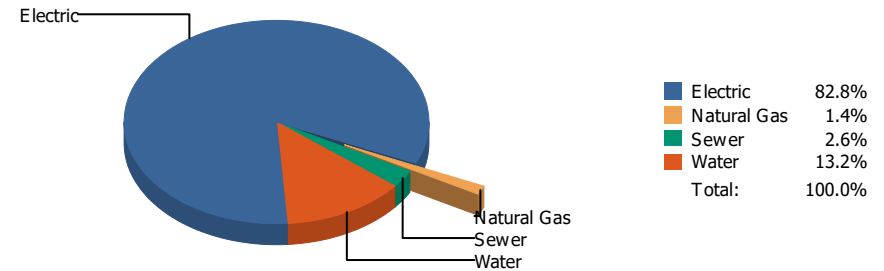


Commodity	Common Use	Energy Use	Energy Use / Area	Total Cost	Cost / Unit	Cost / Area
Place: [DOWELL] DOWELL 115 [BUILDING]						
Area: 55,801 SqFt						
Billing Period: Jul 2021						
ELECTRIC	4,560.00 kWh	15,559 KBtu	0.279 KBtu/SqFt	\$2,161.23	\$0.474 /kWh	\$0.039 /SqFt
NATURALGAS	38.00 CCF	3,914 KBtu	0.070 KBtu/SqFt	\$185.10	\$4.871 /CCF	\$0.003 /SqFt
SEWER	62.00 CCF			\$222.14	\$3.583 /CCF	\$0.004 /SqFt
WATER	101.00 CCF			\$493.60	\$4.887 /CCF	\$0.009 /SqFt
Totals:		19,473 KBtu	0.349 KBtu/SqFt	\$3,062.07		

Energy



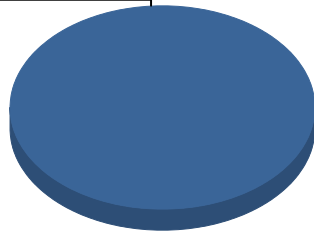
Cost



Commodity	Common Use	Energy Use	Energy Use / Area	Total Cost	Cost / Unit	Cost / Area
Place: [DRHORNEDOMIDDLESCHOOL_1] DR. HORNEDO MIDDLE SCHOOL 058 [BUILDING]						
Area: 184,871 SqFt						
Billing Period: Jul 2021						
ELECTRIC	86,800.00 kWh	296,162 KBtu	1.602 KBtu/SqFt	\$15,334.80	\$0.177 /kWh	\$0.083 /SqFt
NATURALGAS	154.00 CCF	15,862 KBtu	0.086 KBtu/SqFt	\$252.22	\$1.638 /CCF	\$0.001 /SqFt
SEWER	53.00 CCF			\$483.91	\$9.130 /CCF	\$0.003 /SqFt
WATER	423.00 CCF			\$2,439.87	\$5.768 /CCF	\$0.013 /SqFt
Totals:		312,024 KBtu	1.688 KBtu/SqFt	\$18,510.80		

Energy

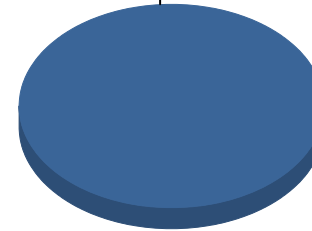
Electric



■ Electric 100.0%
Total: 100.0%

Cost

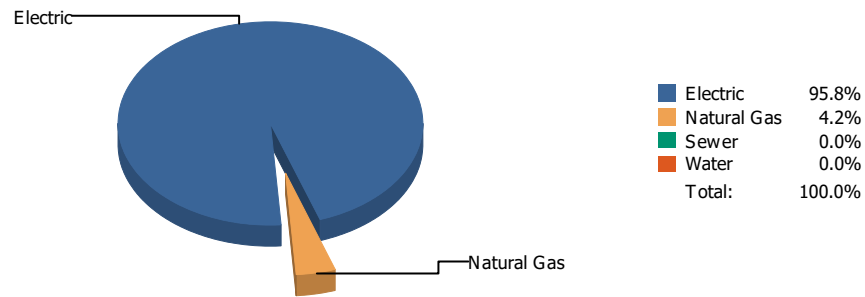
Electric



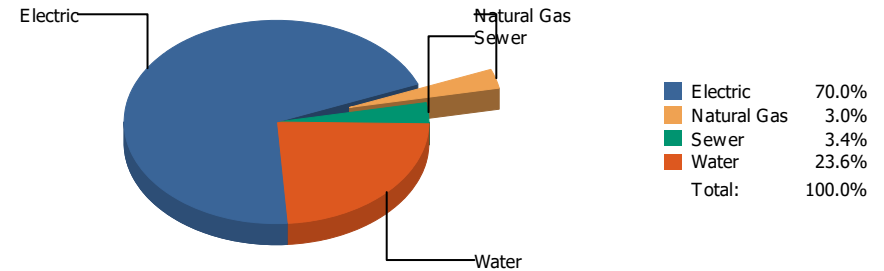
■ Electric 100.0%
Total: 100.0%

Commodity	Common Use	Energy Use	Energy Use / Area	Total Cost	Cost / Unit	Cost / Area
Place: [ED-CENTER] ED CENTER 919 [BUILDING]						
Area: 220,243 SqFt						
Billing Period: Jul 2021						
ELECTRIC	33,600.00 kWh	114,643 KBtu	0.521 KBtu/SqFt	\$2,115.49	\$0.063 /kWh	\$0.010 /SqFt
Totals:		114,643 KBtu	0.521 KBtu/SqFt	\$2,115.49		

Energy



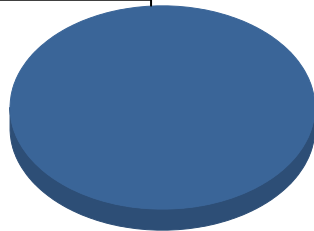
Cost



Commodity	Common Use	Energy Use	Energy Use / Area	Total Cost	Cost / Unit	Cost / Area
Place: [EL-PASO-HIGH] EL PASO HIGH 006 [BUILDING]						
Area: 236,062 SqFt						
Billing Period: Jul 2021						
ELECTRIC	178,899.00 kWh	610,403 KBtu	2.586 KBtu/SqFt	\$26,052.01	\$0.146 /kWh	\$0.110 /SqFt
NATURALGAS	257.00 CCF	26,471 KBtu	0.112 KBtu/SqFt	\$1,126.60	\$4.384 /CCF	\$0.004 /SqFt
SEWER	253.00 CCF			\$1,270.28	\$5.021 /CCF	\$0.005 /SqFt
WATER	1,671.00 CCF			\$8,782.65	\$5.256 /CCF	\$0.037 /SqFt
Totals:		636,874 KBtu	2.698 KBtu/SqFt	\$37,231.54		

Energy

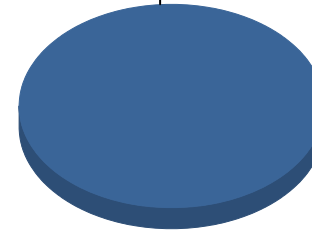
Electric



■ Electric 100.0%
Total: 100.0%

Cost

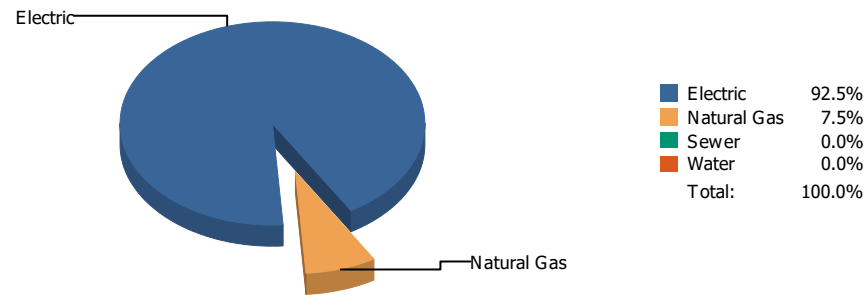
Electric



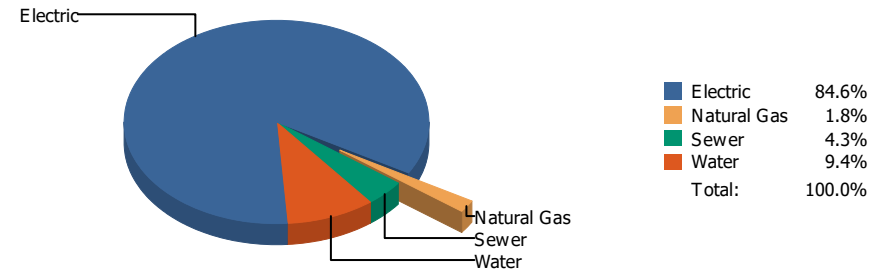
■ Electric 100.0%
Total: 100.0%

Commodity	Common Use	Energy Use	Energy Use / Area	Total Cost	Cost / Unit	Cost / Area
Place: [FANNIN] FANNIN 116 [BUILDING]						
Area: 73,291 SqFt						
Billing Period: Jul 2021						
ELECTRIC	6,046.00 kWh	20,629 KBtu	0.281 KBtu/SqFt	\$642.22	\$0.106 /kWh	\$0.009 /SqFt
Totals:		20,629 KBtu	0.281 KBtu/SqFt	\$642.22		

Energy

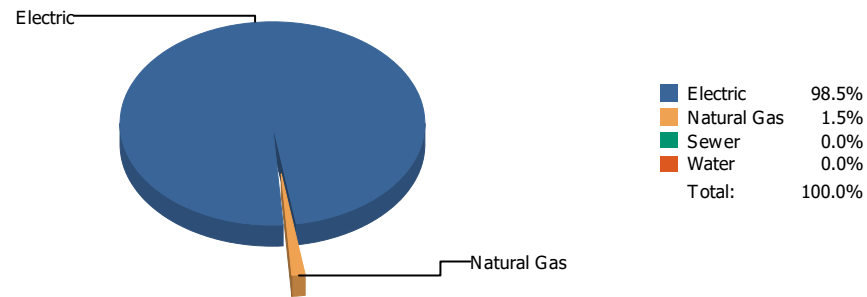


Cost

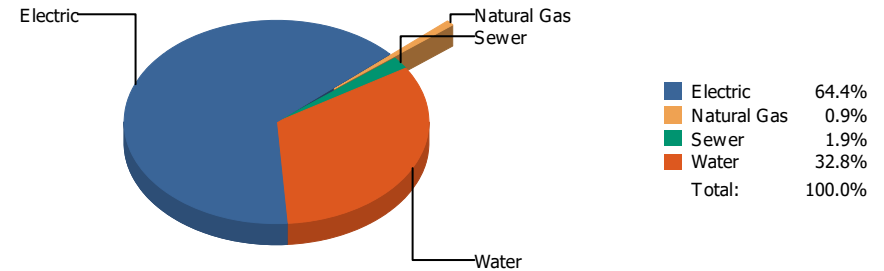


Commodity	Common Use	Energy Use	Energy Use / Area	Total Cost	Cost / Unit	Cost / Area
Place: [FRANKLIN] FRANKLIN HIGH SCHOOL 010 [BUILDING]						
Area: 329,377 SqFt						
Billing Period: Jul 2021						
ELECTRIC	189,308.00 kWh	645,919 KBtu	1.961 KBtu/SqFt	\$29,601.03	\$0.156 /kWh	\$0.090 /SqFt
NATURALGAS	510.00 CCF	52,530 KBtu	0.159 KBtu/SqFt	\$621.30	\$1.218 /CCF	\$0.002 /SqFt
SEWER	517.00 CCF			\$1,504.71	\$2.910 /CCF	\$0.005 /SqFt
WATER	997.00 CCF			\$3,273.08	\$3.283 /CCF	\$0.010 /SqFt
Totals:		698,449 KBtu	2.121 KBtu/SqFt	\$35,000.12		

Energy

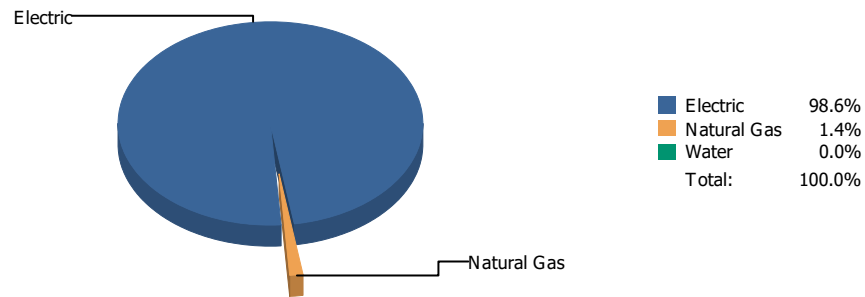


Cost

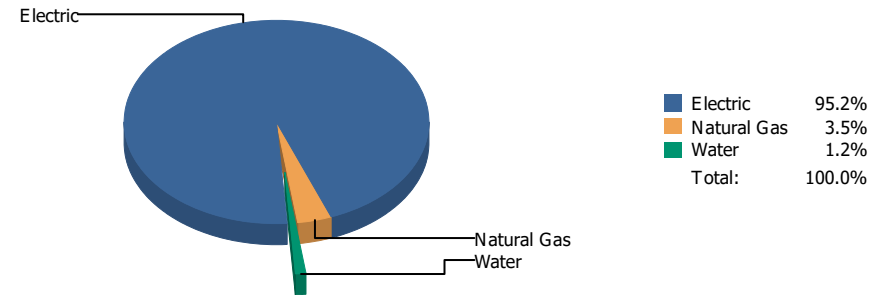


Commodity	Common Use	Energy Use	Energy Use / Area	Total Cost	Cost / Unit	Cost / Area
Place: [FRANKLIN9THGRADECENTER_2] FRANKLIN 9TH GRADE CENTER 053 [BUILDING]						
Area: 193,158 SqFt						
Billing Period: Jul 2021						
ELECTRIC	89,546.00 kWh	305,531 KBtu	1.582 KBtu/SqFt	\$13,780.68	\$0.154 /kWh	\$0.071 /SqFt
NATURALGAS	44.00 CCF	4,532 KBtu	0.023 KBtu/SqFt	\$188.45	\$4.283 /CCF	\$0.001 /SqFt
SEWER	20.00 CCF			\$411.31	\$20.566 /CCF	\$0.002 /SqFt
WATER	2,991.00 CCF			\$7,029.70	\$2.350 /CCF	\$0.036 /SqFt
Totals:		310,063 KBtu	1.605 KBtu/SqFt	\$21,410.14		

Energy

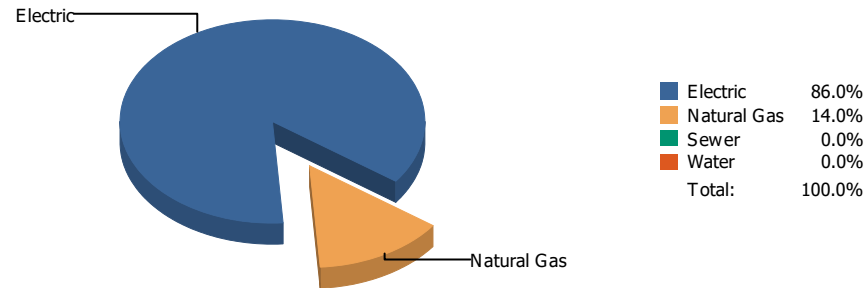


Cost

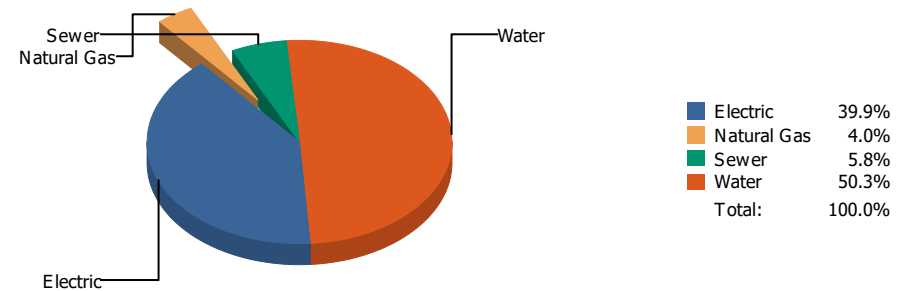


Commodity	Common Use	Energy Use	Energy Use / Area	Total Cost	Cost / Unit	Cost / Area
Place: [GAMBLE] JAMES GAMBLE WAREHOUSE [BUILDING]						
Area: 53,241 SqFt						
Billing Period: Jul 2021						
ELECTRIC	33,600.00 kWh	114,643 KBtu	2.153 KBtu/SqFt	\$4,649.44	\$0.138 /kWh	\$0.087 /SqFt
NATURALGAS	16.00 CCF	1,648 KBtu	0.031 KBtu/SqFt	\$172.44	\$10.778 /CCF	\$0.003 /SqFt
WATER	0.00 CCF			\$60.68	\$0.000 /CCF	\$0.001 /SqFt
Totals:		116,291 KBtu	2.184 KBtu/SqFt	\$4,882.56		

Energy

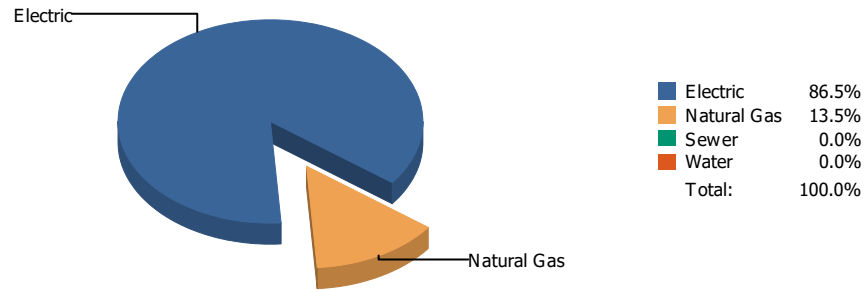


Cost

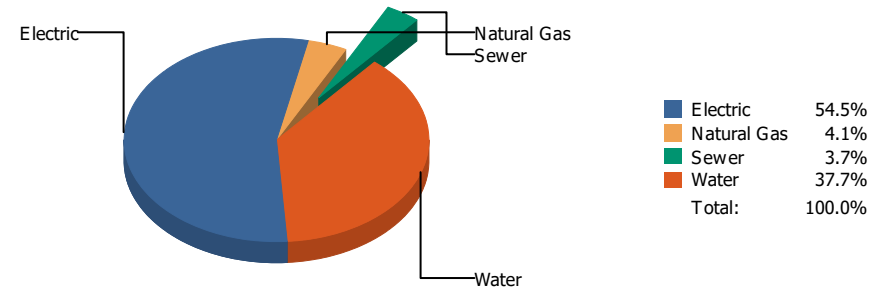


Commodity	Common Use	Energy Use	Energy Use / Area	Total Cost	Cost / Unit	Cost / Area
Place: [GREEN] GREEN ELEMENTARY SCHOOL 162 [BUILDING]						
Area: 88,156 SqFt						
Billing Period: Jul 2021						
ELECTRIC	32,400.00 kWh	110,549 KBtu	1.254 KBtu/SqFt	\$4,306.45	\$0.133 /kWh	\$0.049 /SqFt
NATURALGAS	175.00 CCF	18,025 KBtu	0.204 KBtu/SqFt	\$427.11	\$2.441 /CCF	\$0.005 /SqFt
SEWER	70.00 CCF			\$629.20	\$8.989 /CCF	\$0.007 /SqFt
WATER	764.00 CCF			\$5,436.35	\$7.116 /CCF	\$0.062 /SqFt
Totals:		128,574 KBtu	1.458 KBtu/SqFt	\$10,799.11		

Energy

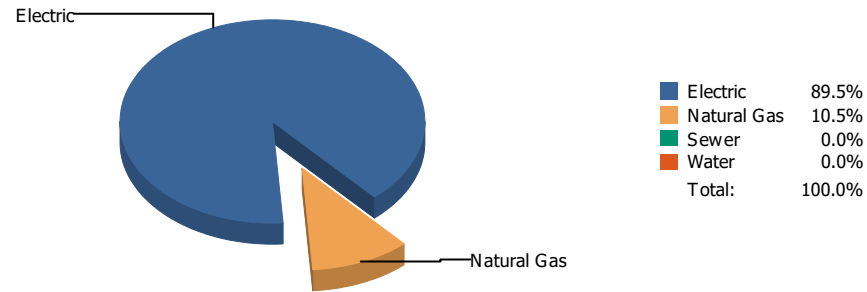


Cost

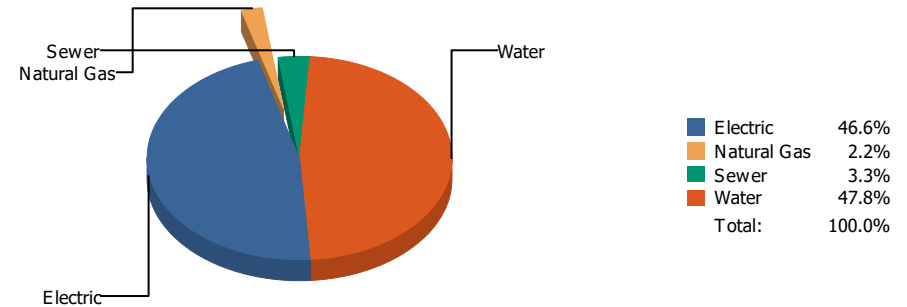


Commodity	Common Use	Energy Use	Energy Use / Area	Total Cost	Cost / Unit	Cost / Area
Place: [GUERRERO] ROSA GUERRERO ELEMENTARY 163 [BUILDING]						
Area: 88,641 SqFt						
Billing Period: Jul 2021						
ELECTRIC	37,740.00 kWh	128,769 KBtu	1.453 KBtu/SqFt	\$5,837.38	\$0.155 /kWh	\$0.066 /SqFt
NATURALGAS	195.00 CCF	20,085 KBtu	0.227 KBtu/SqFt	\$438.96	\$2.251 /CCF	\$0.005 /SqFt
SEWER	24.00 CCF			\$399.17	\$16.632 /CCF	\$0.004 /SqFt
WATER	857.00 CCF			\$4,031.47	\$4.704 /CCF	\$0.045 /SqFt
Totals:		148,854 KBtu	1.679 KBtu/SqFt	\$10,706.98		

Energy

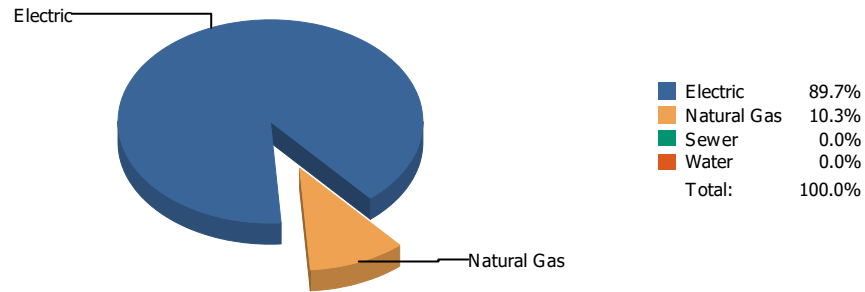


Cost

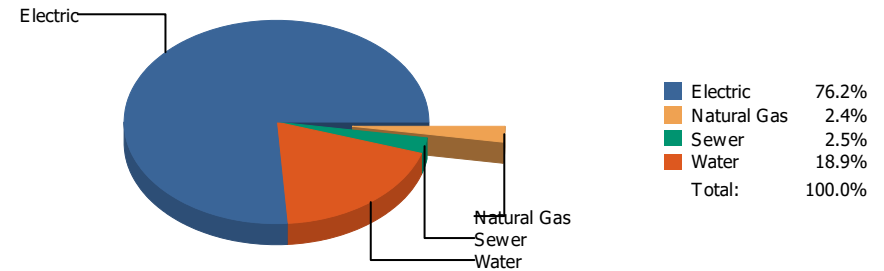


Commodity	Common Use	Energy Use	Energy Use / Area	Total Cost	Cost / Unit	Cost / Area
Place: [GUILLEN] GUILLEN 044 [BUILDING] Area: 223,773 SqFt Billing Period: Jul 2021						
ELECTRIC	65,755.00 kWh	224,356 KBtu	1.003 KBtu/SqFt	\$10,058.78	\$0.153 /kWh	\$0.045 /SqFt
NATURALGAS	256.00 CCF	26,368 KBtu	0.118 KBtu/SqFt	\$474.29	\$1.853 /CCF	\$0.002 /SqFt
SEWER	170.00 CCF			\$720.37	\$4.237 /CCF	\$0.003 /SqFt
WATER	2,075.00 CCF			\$10,315.51	\$4.971 /CCF	\$0.046 /SqFt
Totals:		250,724 KBtu	1.120 KBtu/SqFt	\$21,568.95		

Energy

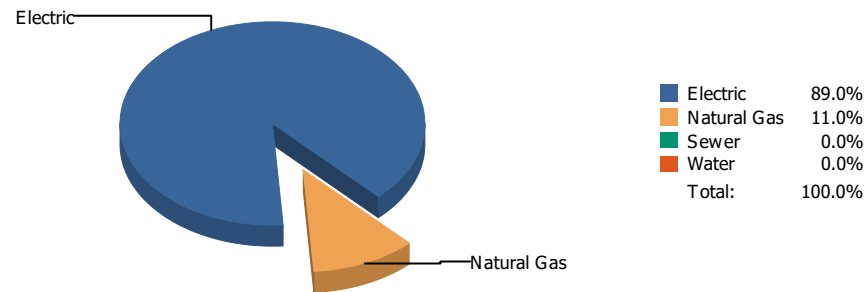


Cost

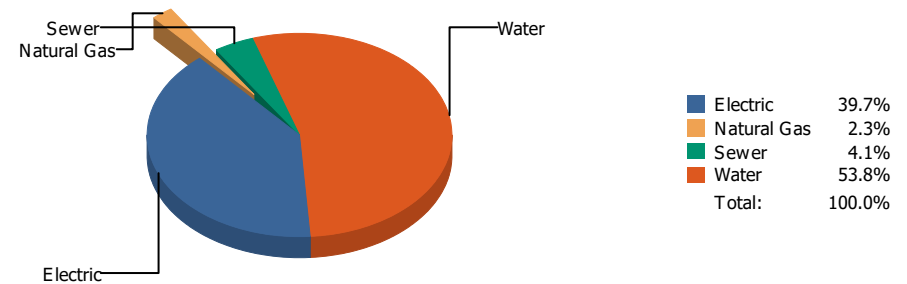


Commodity	Common Use	Energy Use	Energy Use / Area	Total Cost	Cost / Unit	Cost / Area
Place: [HART] HART 118 [BUILDING] Area: 63,357 SqFt Billing Period: Jul 2021						
ELECTRIC	62,640.00 kWh	213,728 KBtu	3.373 KBtu/SqFt	\$9,502.98	\$0.152 /kWh	\$0.150 /SqFt
NATURALGAS	239.00 CCF	24,617 KBtu	0.389 KBtu/SqFt	\$301.31	\$1.261 /CCF	\$0.005 /SqFt
SEWER	32.00 CCF			\$308.88	\$9.653 /CCF	\$0.005 /SqFt
WATER	395.00 CCF			\$2,351.91	\$5.954 /CCF	\$0.037 /SqFt
Totals:		238,345 KBtu	3.762 KBtu/SqFt	\$12,465.08		

Energy

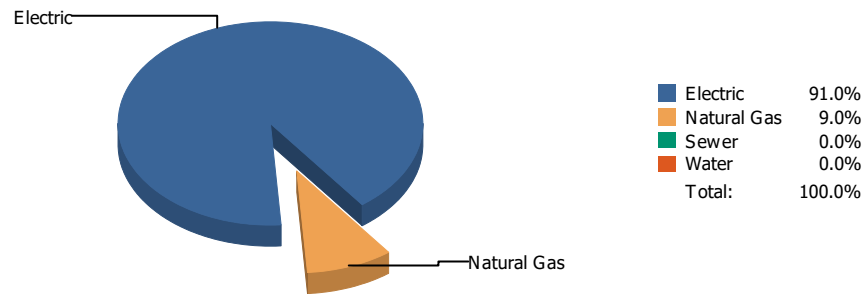


Cost

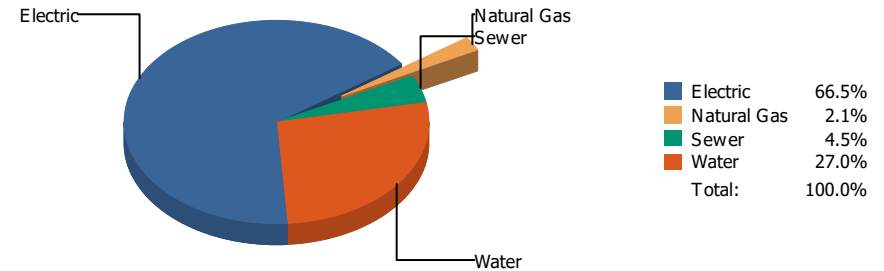


Commodity	Common Use	Energy Use	Energy Use / Area	Total Cost	Cost / Unit	Cost / Area
Place: [HAWKINS] HAWKINS 119 [BUILDING]						
Area: 57,207 SqFt						
Billing Period: Jul 2021						
ELECTRIC	22,654.00 kWh	77,295 KBtu	1.351 KBtu/SqFt	\$3,739.83	\$0.165 /kWh	\$0.065 /SqFt
NATURALGAS	93.00 CCF	9,579 KBtu	0.167 KBtu/SqFt	\$216.71	\$2.330 /CCF	\$0.004 /SqFt
SEWER	103.00 CCF			\$387.38	\$3.761 /CCF	\$0.007 /SqFt
WATER	1,576.00 CCF			\$5,065.91	\$3.214 /CCF	\$0.088 /SqFt
Totals:		86,874 KBtu	1.519 KBtu/SqFt	\$9,409.83		

Energy

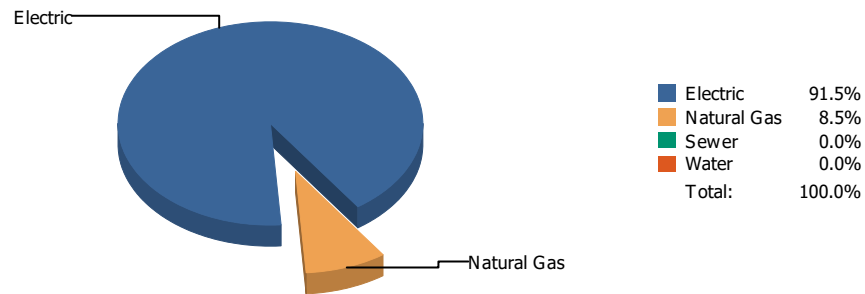


Cost

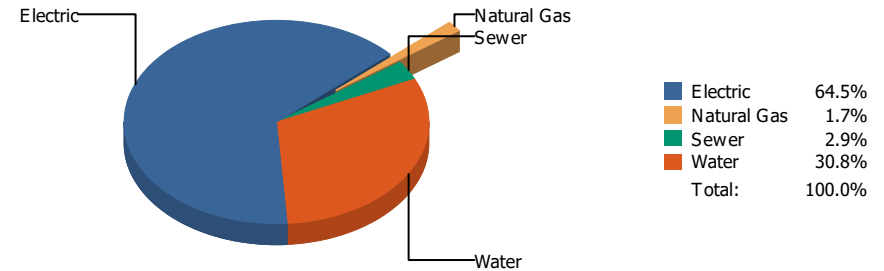


Commodity	Common Use	Energy Use	Energy Use / Area	Total Cost	Cost / Unit	Cost / Area
Place: [HENDERSO] HENDERSON 041 [BUILDING]						
Area: 145,254 SqFt						
Billing Period: Jul 2021						
ELECTRIC	83,262.00 kWh	284,090 KBtu	1.956 KBtu/SqFt	\$12,048.12	\$0.145 /kWh	\$0.083 /SqFt
NATURALGAS	274.00 CCF	28,222 KBtu	0.194 KBtu/SqFt	\$373.03	\$1.361 /CCF	\$0.003 /SqFt
SEWER	153.00 CCF			\$811.80	\$5.306 /CCF	\$0.006 /SqFt
WATER	861.00 CCF			\$4,884.88	\$5.673 /CCF	\$0.033 /SqFt
Totals:		312,312 KBtu	2.150 KBtu/SqFt	\$18,117.83		

Energy



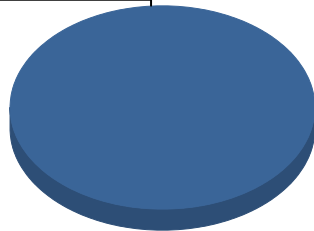
Cost



Commodity	Common Use	Energy Use	Energy Use / Area	Total Cost	Cost / Unit	Cost / Area
Place: [HERRERA_1] HERRERA ELEMENTARY 174 [BUILDING]						
Area: 86,275 SqFt						
Billing Period: Jul 2021						
ELECTRIC	63,200.00 kWh	215,638 KBtu	2.499 KBtu/SqFt	\$10,409.36	\$0.165 /kWh	\$0.121 /SqFt
NATURALGAS	194.00 CCF	19,982 KBtu	0.232 KBtu/SqFt	\$275.40	\$1.420 /CCF	\$0.003 /SqFt
SEWER	48.00 CCF			\$472.91	\$9.852 /CCF	\$0.005 /SqFt
WATER	874.00 CCF			\$4,976.78	\$5.694 /CCF	\$0.058 /SqFt
Totals:		235,620 KBtu	2.731 KBtu/SqFt	\$16,134.45		

Energy

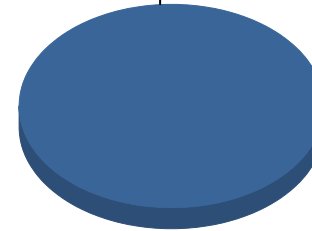
Electric



■ Electric 100.0%
Total: 100.0%

Cost

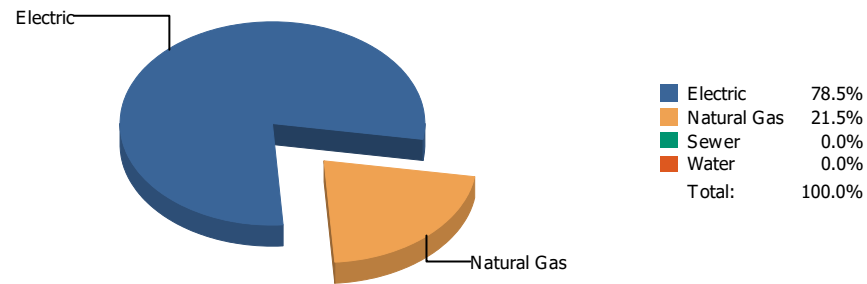
Electric



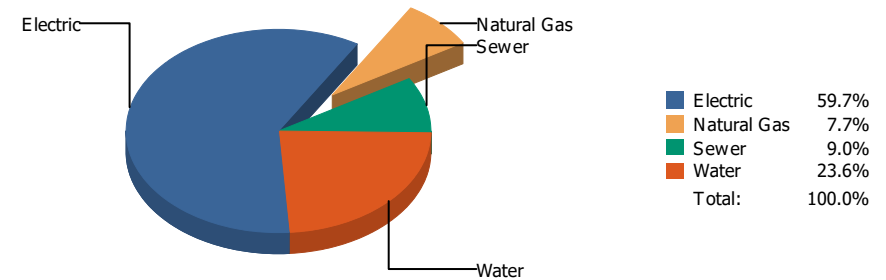
■ Electric 100.0%
Total: 100.0%

Commodity	Common Use	Energy Use	Energy Use / Area	Total Cost	Cost / Unit	Cost / Area
Place: [HIGHLAND] HIGHLAND/ANNEX 120 [BUILDING]						
Area: 33,705 SqFt						
Billing Period: Jul 2021						
ELECTRIC	31,600.00 kWh	107,819 KBtu	3.199 KBtu/SqFt	\$2,914.94	\$0.092 /kWh	\$0.086 /SqFt
Totals:		107,819 KBtu	3.199 KBtu/SqFt	\$2,914.94		

Energy

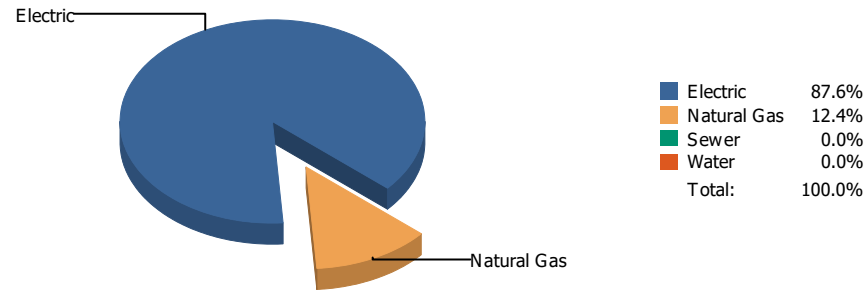


Cost

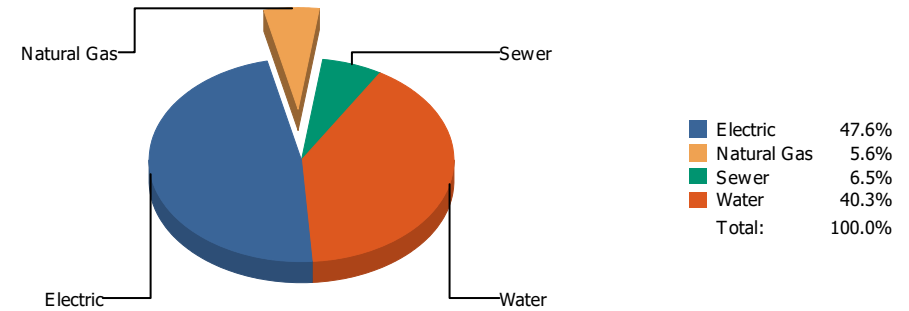


Commodity	Common Use	Energy Use	Energy Use / Area	Total Cost	Cost / Unit	Cost / Area
Place: [HILLSIDE] HILLSIDE 121 [BUILDING] Area: 80,656 SqFt Billing Period: Jul 2021						
ELECTRIC	25,554.00 kWh	87,190 KBtu	1.081 KBtu/SqFt	\$4,825.65	\$0.189 /kWh	\$0.060 /SqFt
NATURALGAS	232.00 CCF	23,896 KBtu	0.296 KBtu/SqFt	\$623.18	\$2.686 /CCF	\$0.008 /SqFt
SEWER	172.00 CCF			\$724.77	\$4.214 /CCF	\$0.009 /SqFt
WATER	450.00 CCF			\$1,907.94	\$4.240 /CCF	\$0.024 /SqFt
Totals:		111,086 KBtu	1.377 KBtu/SqFt	\$8,081.54		

Energy

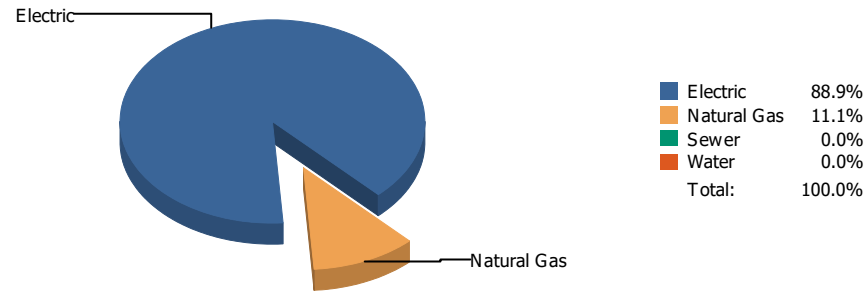


Cost

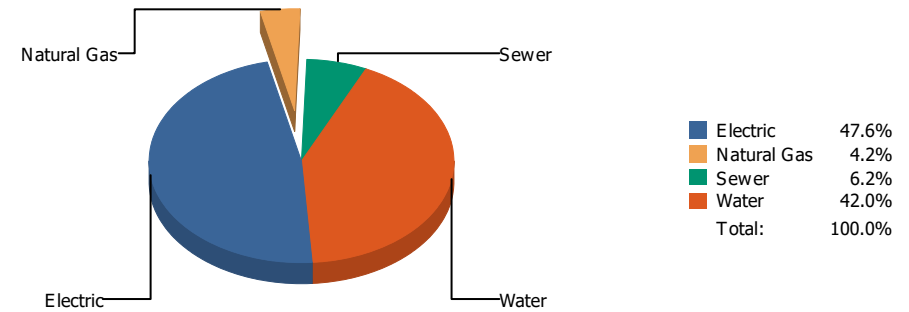


Commodity	Common Use	Energy Use	Energy Use / Area	Total Cost	Cost / Unit	Cost / Area
Place: [HOUSTON] HOUSTON 122 [BUILDING] Area: 84,178 SqFt Billing Period: Jul 2021						
ELECTRIC	23,520.00 kWh	80,250 KBtu	0.953 KBtu/SqFt	\$3,316.82	\$0.141 /kWh	\$0.039 /SqFt
NATURALGAS	110.00 CCF	11,330 KBtu	0.135 KBtu/SqFt	\$389.68	\$3.543 /CCF	\$0.005 /SqFt
SEWER	47.00 CCF			\$449.77	\$9.570 /CCF	\$0.005 /SqFt
WATER	683.00 CCF			\$2,810.88	\$4.115 /CCF	\$0.033 /SqFt
Totals:		91,580 KBtu	1.088 KBtu/SqFt	\$6,967.15		

Energy

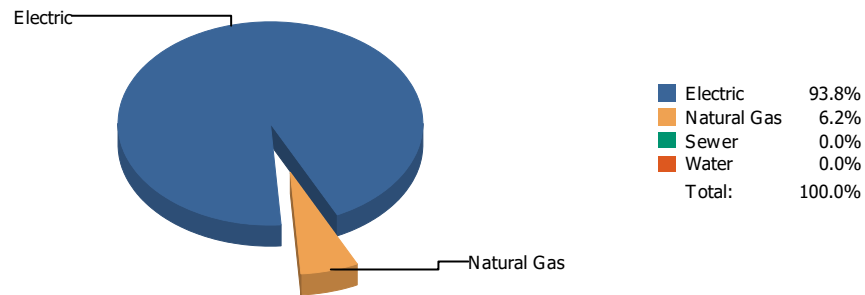


Cost

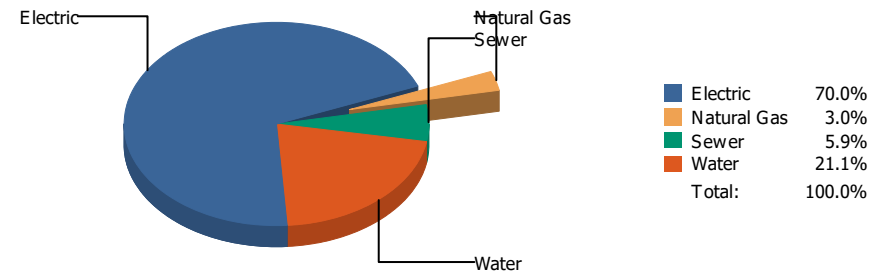


Commodity	Common Use	Energy Use	Energy Use / Area	Total Cost	Cost / Unit	Cost / Area
Place: [HUGHEY] HUGHEY 123 [BUILDING] Area: 74,815 SqFt Billing Period: Jul 2021						
ELECTRIC	22,883.00 kWh	78,077 KBtu	1.044 KBtu/SqFt	\$4,988.34	\$0.218 /kWh	\$0.067 /SqFt
NATURALGAS	95.00 CCF	9,785 KBtu	0.131 KBtu/SqFt	\$437.04	\$4.600 /CCF	\$0.006 /SqFt
SEWER	90.00 CCF			\$652.26	\$7.247 /CCF	\$0.009 /SqFt
WATER	627.00 CCF			\$4,407.17	\$7.029 /CCF	\$0.059 /SqFt
Totals:		87,862 KBtu	1.174 KBtu/SqFt	\$10,484.81		

Energy

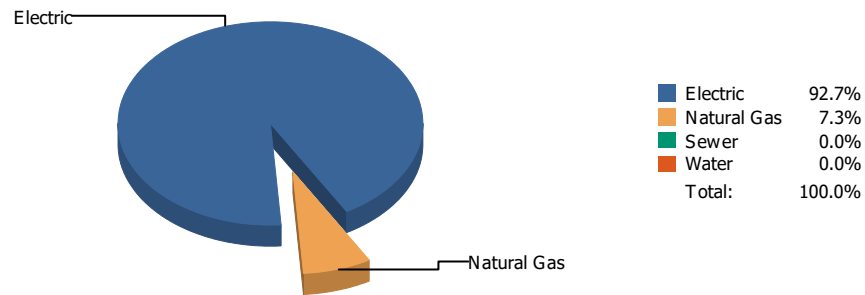


Cost

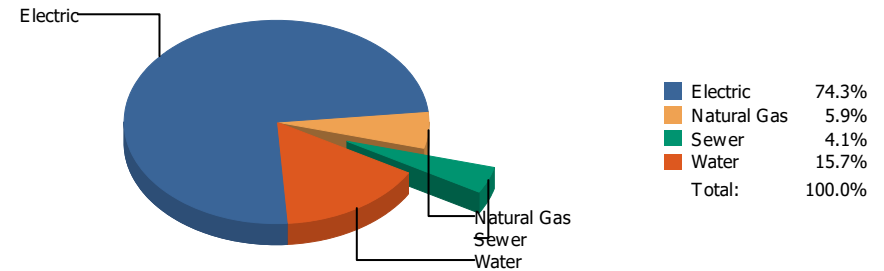


Commodity	Common Use	Energy Use	Energy Use / Area	Total Cost	Cost / Unit	Cost / Area
Place: [IRVIN] IRVIN 008 [BUILDING]						
Area: 303,804 SqFt						
Billing Period: Jul 2021						
ELECTRIC	114,905.00 kWh	392,056 KBtu	1.290 KBtu/SqFt	\$18,618.15	\$0.162 /kWh	\$0.061 /SqFt
NATURALGAS	251.00 CCF	25,853 KBtu	0.085 KBtu/SqFt	\$797.27	\$3.176 /CCF	\$0.002 /SqFt
SEWER	601.00 CCF			\$1,560.68	\$2.597 /CCF	\$0.005 /SqFt
WATER	1,524.00 CCF			\$5,615.43	\$3.685 /CCF	\$0.018 /SqFt
Totals:		417,909 KBtu	1.376 KBtu/SqFt	\$26,591.53		

Energy

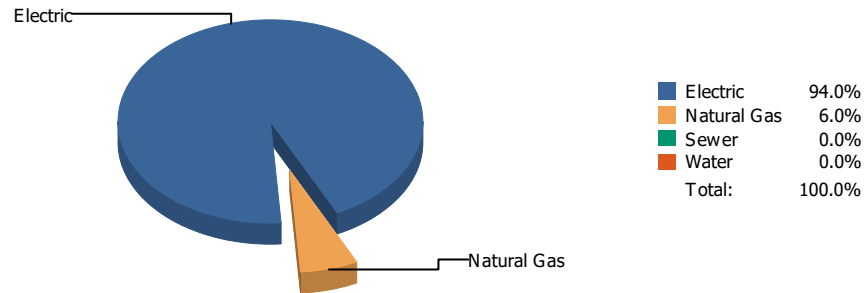


Cost

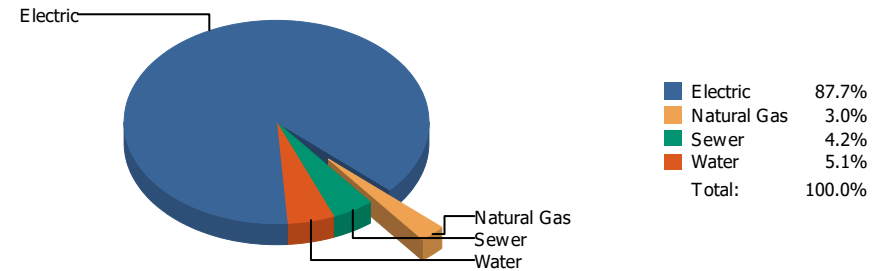


Commodity	Common Use	Energy Use	Energy Use / Area	Total Cost	Cost / Unit	Cost / Area
Place: [JEFFERSN] JEFFERSON 009 [BUILDING]						
Area: 257,708 SqFt						
Billing Period: Jul 2021						
ELECTRIC	100,789.00 kWh	343,892 KBtu	1.334 KBtu/SqFt	\$14,184.79	\$0.141 /kWh	\$0.055 /SqFt
NATURALGAS	264.00 CCF	27,192 KBtu	0.106 KBtu/SqFt	\$1,130.93	\$4.284 /CCF	\$0.004 /SqFt
SEWER	81.00 CCF			\$775.45	\$9.573 /CCF	\$0.003 /SqFt
WATER	533.00 CCF			\$2,989.83	\$5.609 /CCF	\$0.011 /SqFt
Totals:		371,084 KBtu	1.440 KBtu/SqFt	\$19,081.00		

Energy

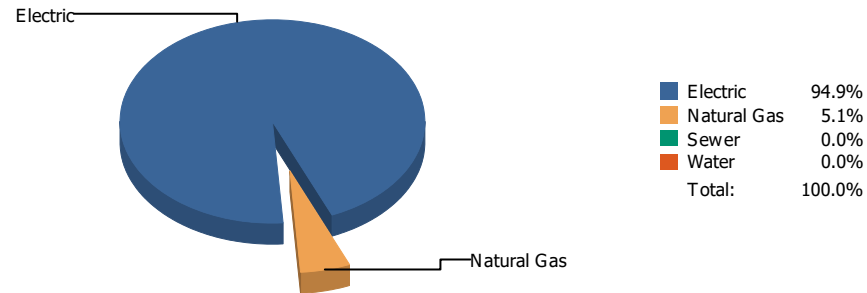


Cost

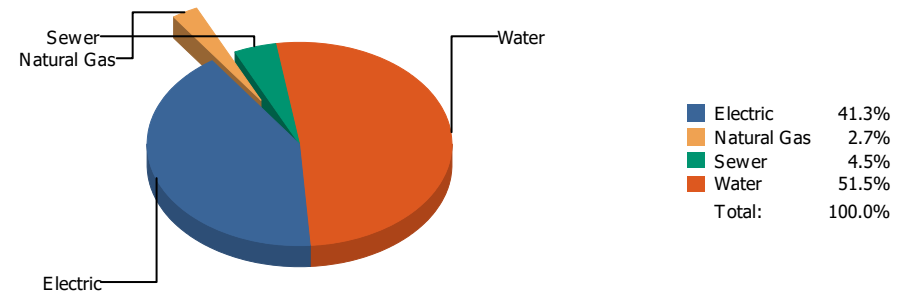


Commodity	Common Use	Energy Use	Energy Use / Area	Total Cost	Cost / Unit	Cost / Area
Place: [JOHNSON] L.B. JOHNSON 155 [BUILDING]						
Area: 87,993 SqFt						
Billing Period: Jul 2021						
ELECTRIC	63,100.00 kWh	215,297 KBtu	2.447 KBtu/SqFt	\$7,111.42	\$0.113 /kWh	\$0.081 /SqFt
NATURALGAS	133.00 CCF	13,699 KBtu	0.156 KBtu/SqFt	\$240.05	\$1.805 /CCF	\$0.003 /SqFt
SEWER	48.00 CCF			\$344.08	\$7.168 /CCF	\$0.004 /SqFt
WATER	73.00 CCF			\$415.65	\$5.694 /CCF	\$0.005 /SqFt
Totals:		228,996 KBtu	2.602 KBtu/SqFt	\$8,111.20		

Energy

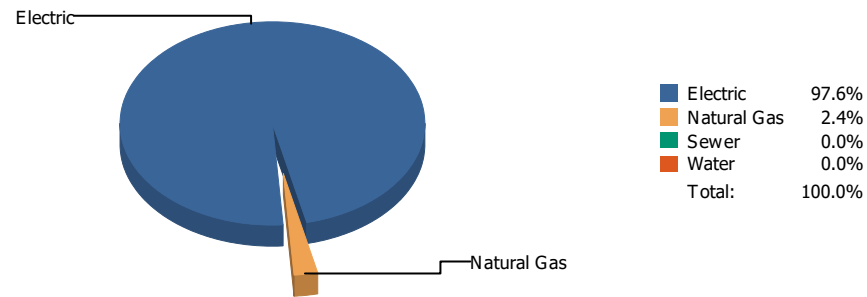


Cost

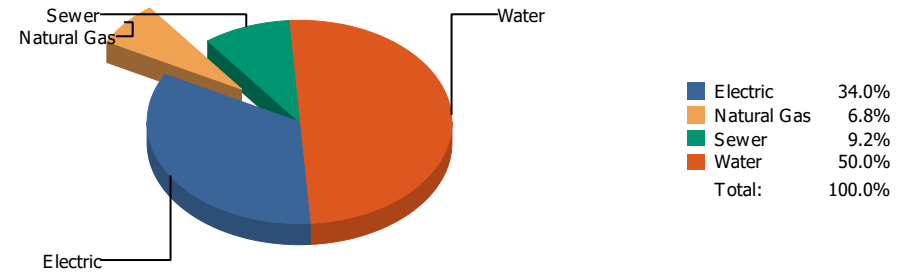


Commodity	Common Use	Energy Use	Energy Use / Area	Total Cost	Cost / Unit	Cost / Area
Place: [KOHLBERG] KOHLBERG ELEMENTARY [BUILDING]						
Area: 99,884 SqFt						
Billing Period: Jul 2021						
ELECTRIC	35,620.00 kWh	121,535 KBtu	1.217 KBtu/SqFt	\$5,556.35	\$0.156 /kWh	\$0.056 /SqFt
NATURALGAS	64.00 CCF	6,592 KBtu	0.066 KBtu/SqFt	\$363.02	\$5.672 /CCF	\$0.004 /SqFt
SEWER	126.00 CCF			\$601.42	\$4.773 /CCF	\$0.006 /SqFt
WATER	1,005.00 CCF			\$6,923.95	\$6.890 /CCF	\$0.069 /SqFt
Totals:		128,127 KBtu	1.283 KBtu/SqFt	\$13,444.74		

Energy



Cost



Commodity	Common Use	Energy Use	Energy Use / Area	Total Cost	Cost / Unit	Cost / Area
Place: [LAMAR] LAMAR 125 [BUILDING]						
Area: 76,252 SqFt						
Billing Period: Jul 2021						
ELECTRIC	18,600.00 kWh	63,463 KBtu	0.832 KBtu/SqFt	\$2,489.30	\$0.134 /kWh	\$0.033 /SqFt
NATURALGAS	15.00 CCF	1,545 KBtu	0.020 KBtu/SqFt	\$497.57	\$33.171 /CCF	\$0.006 /SqFt
SEWER	42.00 CCF			\$677.25	\$16.125 /CCF	\$0.009 /SqFt
WATER	644.00 CCF			\$3,667.71	\$5.695 /CCF	\$0.048 /SqFt
Totals:		65,008 KBtu	0.853 KBtu/SqFt	\$7,331.83		

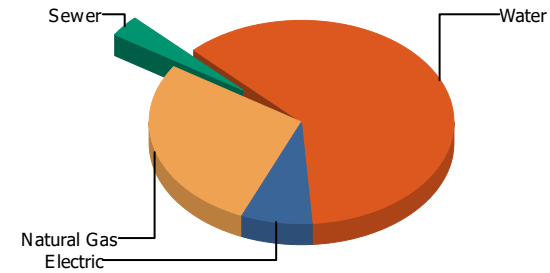
Energy

Electric



Electric	100.0%
Natural Gas	0.0%
Sewer	0.0%
Water	0.0%
Total:	100.0%

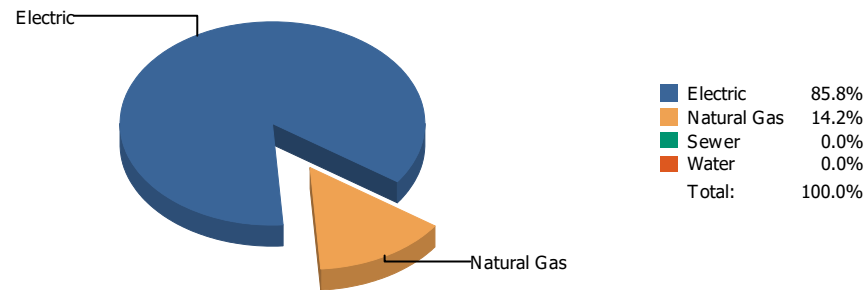
Cost



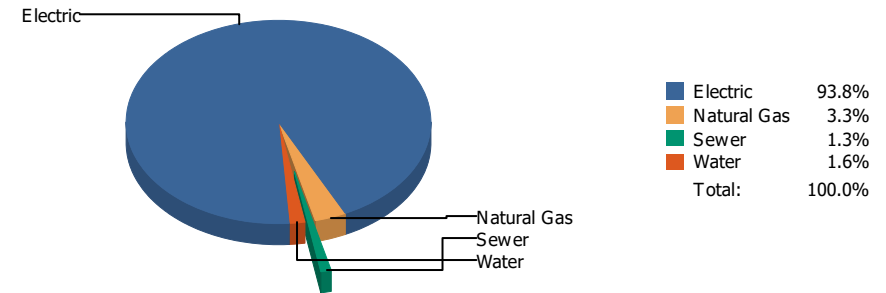
Electric	7.5%
Natural Gas	27.9%
Sewer	3.2%
Water	61.4%
Total:	100.0%

Commodity	Common Use	Energy Use	Energy Use / Area	Total Cost	Cost / Unit	Cost / Area
Place: [LIVE-MAT] LIVE MATERIAL CENTER 929 [BUILDING]						
Area: 2,483 SqFt						
Billing Period: Jul 2021						
ELECTRIC	388.00 kWh	1,324 KBtu	0.533 KBtu/SqFt	\$87.47	\$0.225 /kWh	\$0.035 /SqFt
NATURALGAS	0.00 CCF	0 KBtu	0.000 KBtu/SqFt	\$325.92	\$0.000 /CCF	\$0.131 /SqFt
SEWER	1.00 CCF			\$37.22	\$37.220 /CCF	\$0.015 /SqFt
WATER	98.00 CCF			\$716.61	\$7.312 /CCF	\$0.289 /SqFt
Totals:		1,324 KBtu	0.533 KBtu/SqFt	\$1,167.22		

Energy



Cost



Commodity	Common Use	Energy Use	Energy Use / Area	Total Cost	Cost / Unit	Cost / Area
Place: [LOGAN] LOGAN 128 [BUILDING] Area: 72,248 SqFt Billing Period: Jul 2021						
ELECTRIC	40,200.00 kWh	137,162 KBtu	1.898 KBtu/SqFt	\$8,230.95	\$0.205 /kWh	\$0.114 /SqFt
NATURALGAS	221.00 CCF	22,763 KBtu	0.315 KBtu/SqFt	\$291.01	\$1.317 /CCF	\$0.004 /SqFt
SEWER	4.00 CCF			\$116.69	\$29.173 /CCF	\$0.002 /SqFt
WATER	7.00 CCF			\$137.11	\$19.587 /CCF	\$0.002 /SqFt
Totals:		159,925 KBtu	2.214 KBtu/SqFt	\$8,775.76		

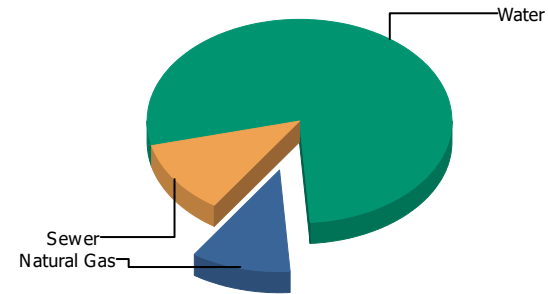
Energy

Natural Gas



Natural Gas	100.0%
Sewer	0.0%
Water	0.0%
Total:	100.0%

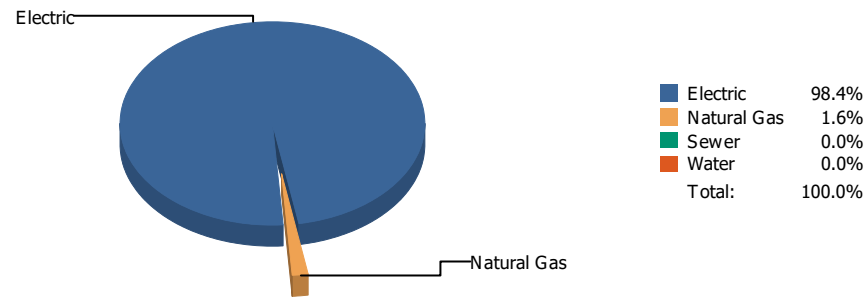
Cost



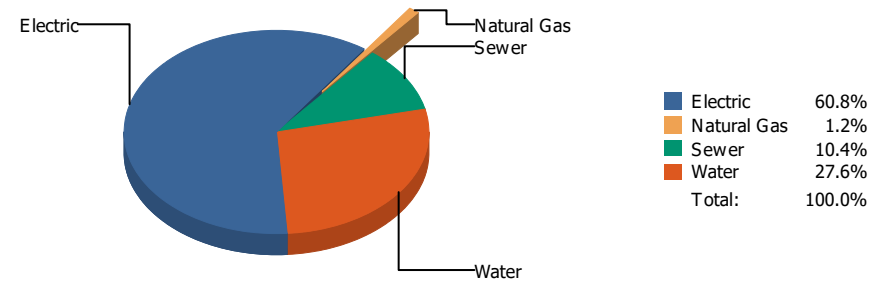
Natural Gas	10.7%
Sewer	11.5%
Water	77.8%
Total:	100.0%

Commodity	Common Use	Energy Use	Energy Use / Area	Total Cost	Cost / Unit	Cost / Area
Place: [LUNDY_2] LUNDY 177 [BUILDING]						
Area: 112,731 SqFt						
Billing Period: Jul 2021						
NATURALGAS	170.00 CCF	17,510 KBtu	0.155 KBtu/SqFt	\$424.44	\$2.497 /CCF	\$0.004 /SqFt
SEWER	41.00 CCF			\$457.51	\$11.159 /CCF	\$0.004 /SqFt
WATER	516.00 CCF			\$3,091.10	\$5.991 /CCF	\$0.027 /SqFt
Totals:		17,510 KBtu	0.155 KBtu/SqFt	\$3,973.05		

Energy

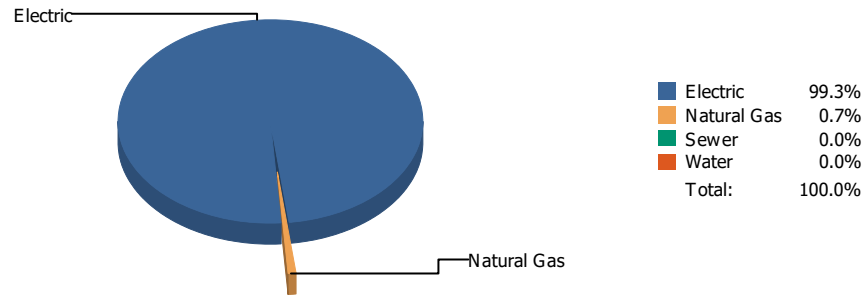


Cost

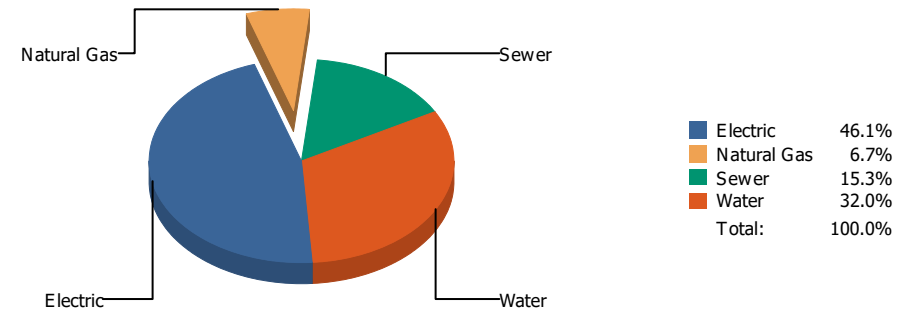


Commodity	Common Use	Energy Use	Energy Use / Area	Total Cost	Cost / Unit	Cost / Area
Place: [MAC] MACARTHUR 129 [BUILDING]						
Area: 143,341 SqFt						
Billing Period: Jul 2021						
ELECTRIC	73,200.00 kWh	249,758 KBtu	1.742 KBtu/SqFt	\$9,700.66	\$0.133 /kWh	\$0.068 /SqFt
NATURALGAS	40.00 CCF	4,120 KBtu	0.029 KBtu/SqFt	\$186.14	\$4.654 /CCF	\$0.001 /SqFt
SEWER	647.00 CCF			\$1,661.88	\$2.569 /CCF	\$0.012 /SqFt
WATER	1,263.00 CCF			\$4,408.57	\$3.491 /CCF	\$0.031 /SqFt
Totals:		253,878 KBtu	1.771 KBtu/SqFt	\$15,957.25		

Energy

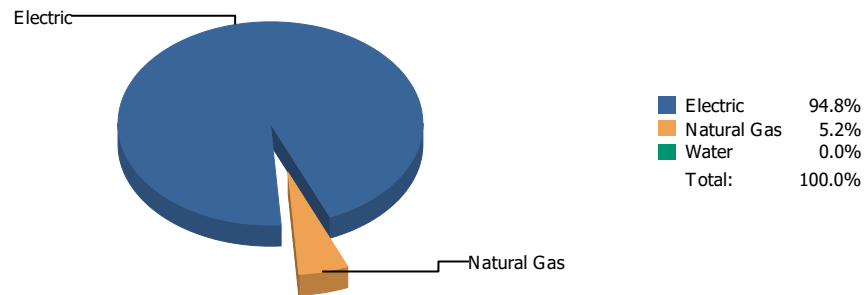


Cost

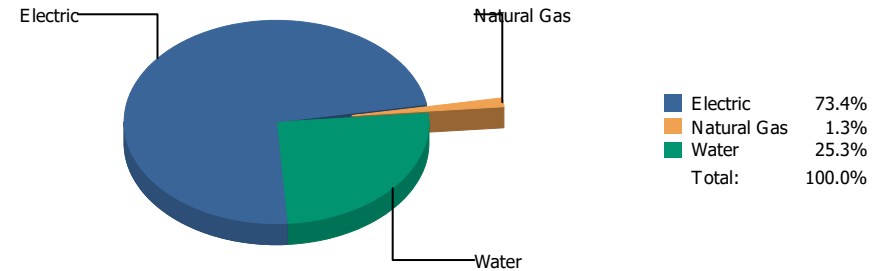


Commodity	Common Use	Energy Use	Energy Use / Area	Total Cost	Cost / Unit	Cost / Area
Place: [MAGOFFIN] MAGOFFIN 047 [BUILDING]						
Area: 76,378 SqFt						
Billing Period: Jul 2021						
ELECTRIC	4,280.00 kWh	14,603 KBtu	0.191 KBtu/SqFt	\$1,129.76	\$0.264 /kWh	\$0.015 /SqFt
NATURALGAS	1.00 CCF	103 KBtu	0.001 KBtu/SqFt	\$163.75	\$163.750 /CCF	\$0.002 /SqFt
SEWER	3.00 CCF			\$373.91	\$124.637 /CCF	\$0.005 /SqFt
WATER	14.00 CCF			\$783.92	\$55.994 /CCF	\$0.010 /SqFt
Totals:		14,706 KBtu	0.193 KBtu/SqFt	\$2,451.34		

Energy

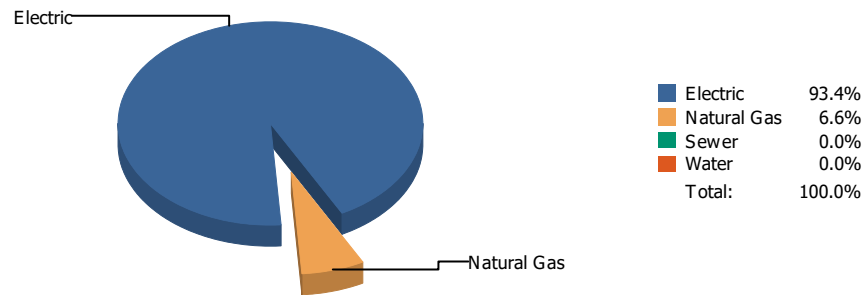


Cost

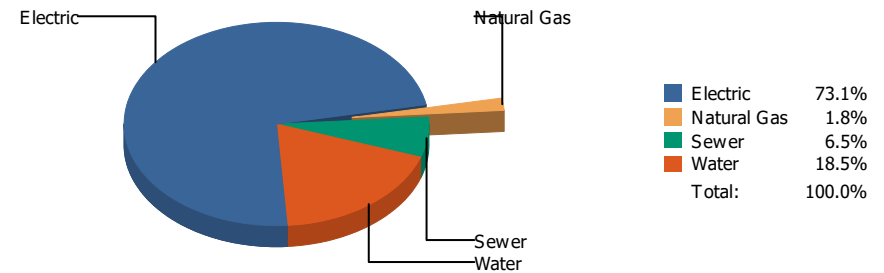


Commodity	Common Use	Energy Use	Energy Use / Area	Total Cost	Cost / Unit	Cost / Area
Place: [MAGOFFINNEWMIDDLESCHOOL] MAGOFFIN NEW MIDDLE SCHOOL [BUILDING]						
Area: 116,136 SqFt						
Billing Period: Jul 2021						
ELECTRIC	94,400.00 kWh	322,093 KBtu	2.773 KBtu/SqFt	\$14,369.17	\$0.152 /kWh	\$0.124 /SqFt
NATURALGAS	173.00 CCF	17,819 KBtu	0.153 KBtu/SqFt	\$263.25	\$1.522 /CCF	\$0.002 /SqFt
WATER	797.00 CCF			\$4,943.50	\$6.203 /CCF	\$0.043 /SqFt
Totals:		339,912 KBtu	2.927 KBtu/SqFt	\$19,575.92		

Energy



Cost



Commodity	Common Use	Energy Use	Energy Use / Area	Total Cost	Cost / Unit	Cost / Area
Place: [MAXINE] MAXINE SILVA HEALTH MAGNET 011 [BUILDING]						
Area: 80,909 SqFt						
Billing Period: Jul 2021						
ELECTRIC	64,800.00 kWh	221,098 KBtu	2.733 KBtu/SqFt	\$10,151.59	\$0.157 /kWh	\$0.125 /SqFt
NATURALGAS	152.00 CCF	15,656 KBtu	0.194 KBtu/SqFt	\$251.06	\$1.652 /CCF	\$0.003 /SqFt
SEWER	304.00 CCF			\$907.28	\$2.984 /CCF	\$0.011 /SqFt
WATER	696.00 CCF			\$2,569.07	\$3.691 /CCF	\$0.032 /SqFt
Totals:		236,754 KBtu	2.926 KBtu/SqFt	\$13,879.00		

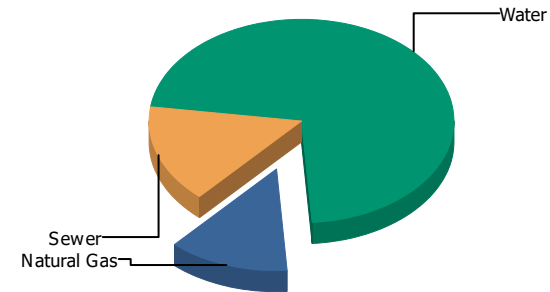
Energy

Natural Gas



■ Natural Gas 100.0%
 ■ Sewer 0.0%
 ■ Water 0.0%
 Total: 100.0%

Cost



■ Natural Gas 12.9%
 ■ Sewer 15.5%
 ■ Water 71.6%
 Total: 100.0%

Commodity	Common Use	Energy Use	Energy Use / Area	Total Cost	Cost / Unit	Cost / Area
Place: [MESITA] MESITA 130 [BUILDING]						
Area: 100,583 SqFt						
Billing Period: Jul 2021						
NATURALGAS	40.00 CCF	4,120 KBtu	0.041 KBtu/SqFt	\$349.10	\$8.728 /CCF	\$0.003 /SqFt
SEWER	24.00 CCF			\$420.11	\$17.505 /CCF	\$0.004 /SqFt
WATER	268.00 CCF			\$1,941.59	\$7.245 /CCF	\$0.019 /SqFt
Totals:		4,120 KBtu	0.041 KBtu/SqFt	\$2,710.80		

Energy

Electric

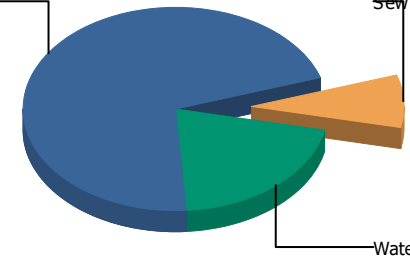


■ Electric 100.0%
 ■ Sewer 0.0%
 ■ Water 0.0%
 Total: 100.0%

Cost

Electric

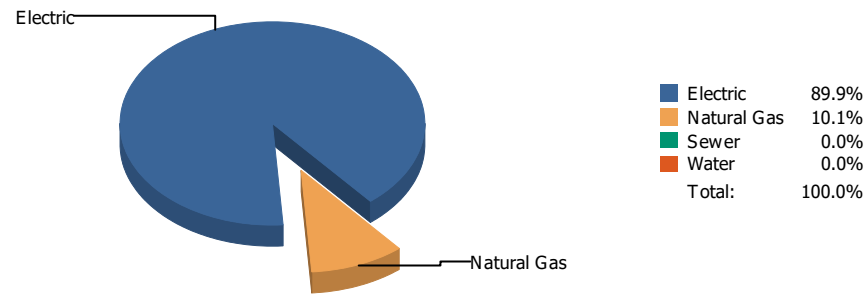
Sewer



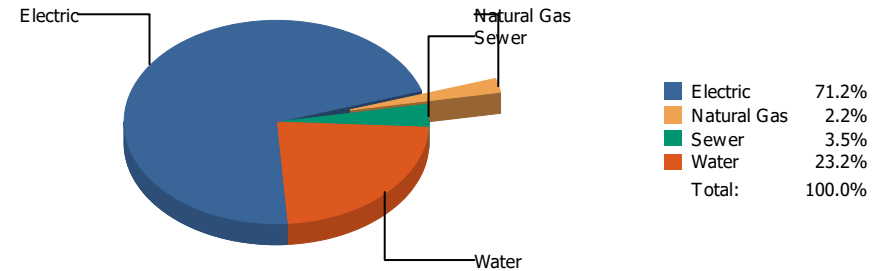
■ Electric 71.1%
 ■ Sewer 8.5%
 ■ Water 20.5%
 Total: 100.0%

Commodity	Common Use	Energy Use	Energy Use / Area	Total Cost	Cost / Unit	Cost / Area
Place: [MILAM] MILAM 131 [BUILDING] Area: 63,641 SqFt Billing Period: Jul 2021						
ELECTRIC	12,120.00 kWh	41,353 KBtu	0.650 KBtu/SqFt	\$2,855.63	\$0.236 /kWh	\$0.045 /SqFt
SEWER	46.00 CCF			\$339.68	\$7.384 /CCF	\$0.005 /SqFt
WATER	184.00 CCF			\$823.52	\$4.476 /CCF	\$0.013 /SqFt
Totals:		41,353 KBtu	0.650 KBtu/SqFt	\$4,018.83		

Energy

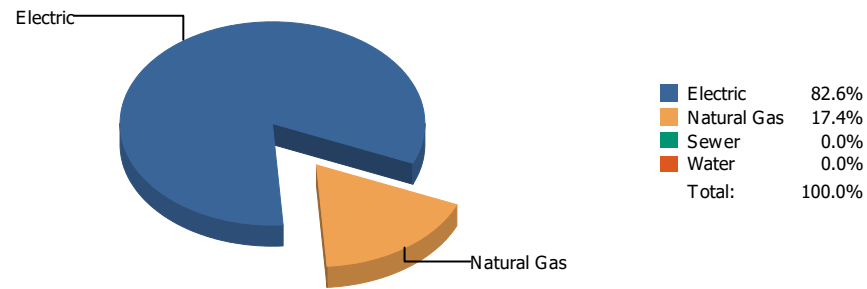


Cost

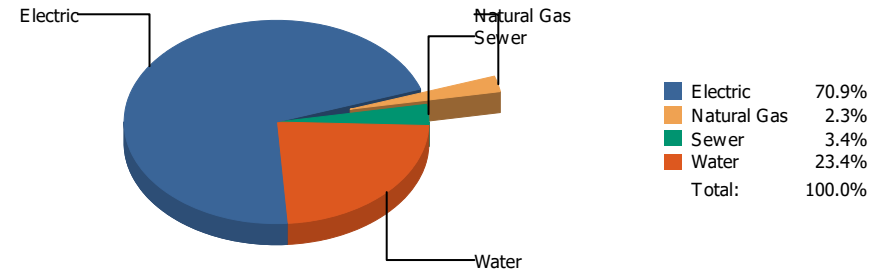


Commodity	Common Use	Energy Use	Energy Use / Area	Total Cost	Cost / Unit	Cost / Area
Place: [MOREHEAD] MOREHEAD 046 [BUILDING] Area: 119,353 SqFt Billing Period: Jul 2021						
ELECTRIC	79,367.00 kWh	270,800 KBtu	2.269 KBtu/SqFt	\$10,955.40	\$0.138 /kWh	\$0.092 /SqFt
NATURALGAS	295.00 CCF	30,385 KBtu	0.255 KBtu/SqFt	\$333.92	\$1.132 /CCF	\$0.003 /SqFt
SEWER	76.00 CCF			\$534.51	\$7.033 /CCF	\$0.004 /SqFt
WATER	1,447.00 CCF			\$3,569.17	\$2.467 /CCF	\$0.030 /SqFt
Totals:		301,185 KBtu	2.523 KBtu/SqFt	\$15,393.00		

Energy

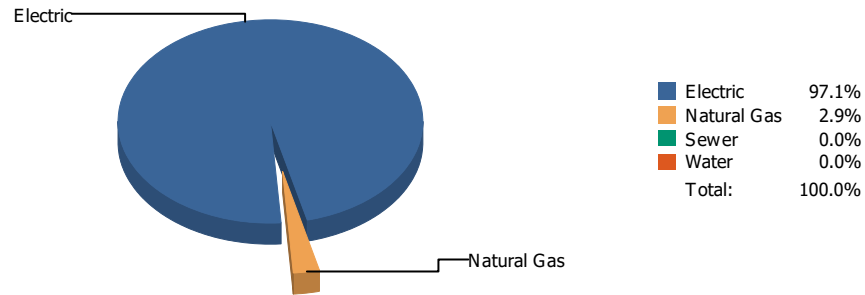


Cost

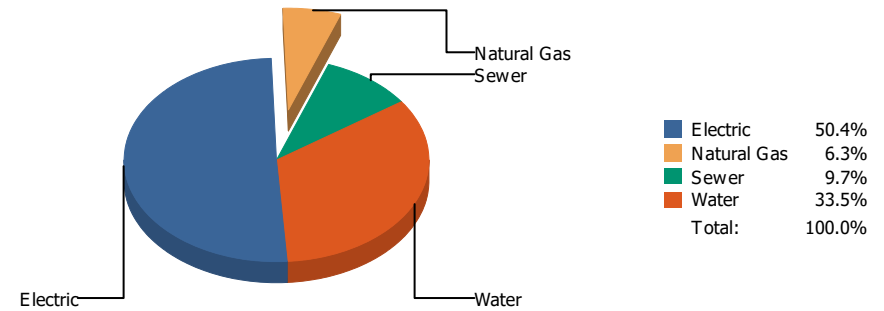


Commodity	Common Use	Energy Use	Energy Use / Area	Total Cost	Cost / Unit	Cost / Area
Place: [MOYE_2] HR MOYE [BUILDING]						
Area: 93,197 SqFt						
Billing Period: Jul 2021						
ELECTRIC	28,800.00 kWh	98,266 KBtu	1.054 KBtu/SqFt	\$8,628.07	\$0.300 /kWh	\$0.093 /SqFt
NATURALGAS	201.00 CCF	20,703 KBtu	0.222 KBtu/SqFt	\$279.45	\$1.390 /CCF	\$0.003 /SqFt
SEWER	23.00 CCF			\$417.91	\$18.170 /CCF	\$0.004 /SqFt
WATER	773.00 CCF			\$2,844.28	\$3.680 /CCF	\$0.030 /SqFt
Totals:		118,969 KBtu	1.277 KBtu/SqFt	\$12,169.71		

Energy



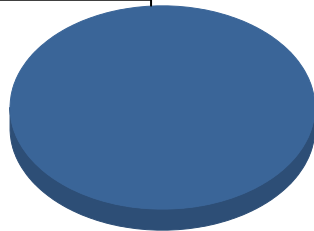
Cost



Commodity	Common Use	Energy Use	Energy Use / Area	Total Cost	Cost / Unit	Cost / Area
Place: [MULTI-MEDIACENTER] MULTI-MEDIA CENTER [BUILDING]						
Area: 27,633 SqFt						
Billing Period: Jul 2021						
ELECTRIC	10,111.00 kWh	34,499 KBtu	1.248 KBtu/SqFt	\$1,341.28	\$0.133 /kWh	\$0.048 /SqFt
NATURALGAS	10.00 CCF	1,030 KBtu	0.037 KBtu/SqFt	\$168.75	\$16.875 /CCF	\$0.006 /SqFt
SEWER	68.00 CCF			\$257.49	\$3.787 /CCF	\$0.009 /SqFt
WATER	198.00 CCF			\$891.39	\$4.502 /CCF	\$0.032 /SqFt
Totals:		35,529 KBtu	1.286 KBtu/SqFt	\$2,658.91		

Energy

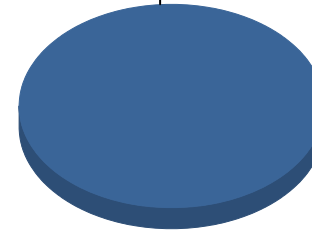
Electric



■ Electric 100.0%
Total: 100.0%

Cost

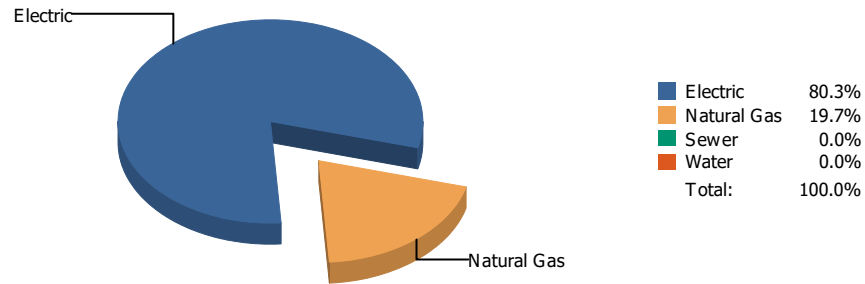
Electric



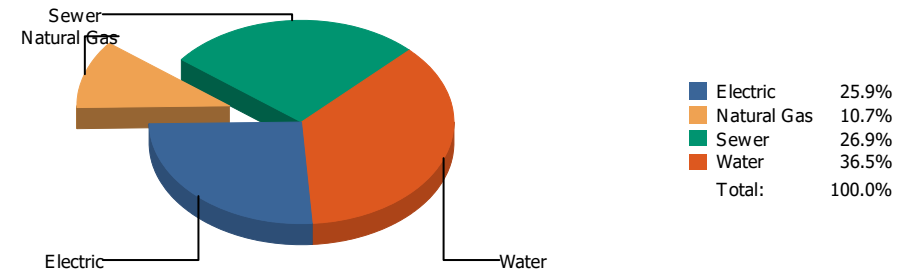
■ Electric 100.0%
Total: 100.0%

Commodity	Common Use	Energy Use	Energy Use / Area	Total Cost	Cost / Unit	Cost / Area
Place: [NE-AREA-OFFICES] N.E. AREA OFFICES 882 [BUILDING]						
Area: 7,328 SqFt						
Billing Period: Jul 2021						
ELECTRIC	120.00 kWh	409 KBtu	0.056 KBtu/SqFt	\$35.05	\$0.292 /kWh	\$0.005 /SqFt
Totals:		409 KBtu	0.056 KBtu/SqFt	\$35.05		

Energy

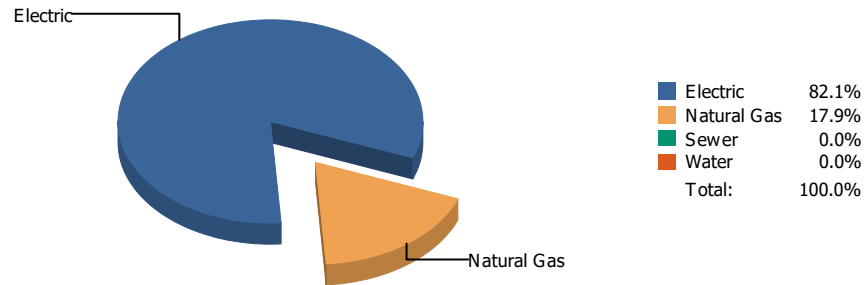


Cost

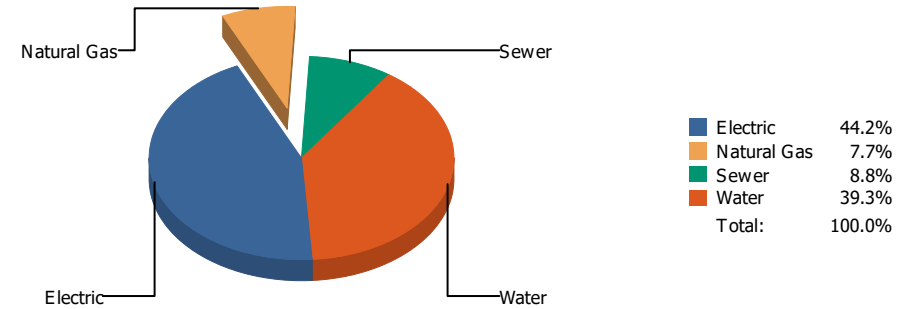


Commodity	Common Use	Energy Use	Energy Use / Area	Total Cost	Cost / Unit	Cost / Area
Place: [NETTRANSPORTATION] N.E. TRANSPORTATION 826 [BUILDING]						
Area: 5,995 SqFt						
Billing Period: Jul 2021						
ELECTRIC	3,696.00 kWh	12,611 KBtu	2.104 KBtu/SqFt	\$434.91	\$0.118 /kWh	\$0.073 /SqFt
NATURALGAS	30.00 CCF	3,090 KBtu	0.515 KBtu/SqFt	\$180.33	\$6.011 /CCF	\$0.030 /SqFt
SEWER	38.00 CCF			\$450.91	\$11.866 /CCF	\$0.075 /SqFt
WATER	100.00 CCF			\$612.16	\$6.122 /CCF	\$0.102 /SqFt
Totals:		15,701 KBtu	2.619 KBtu/SqFt	\$1,678.31		

Energy

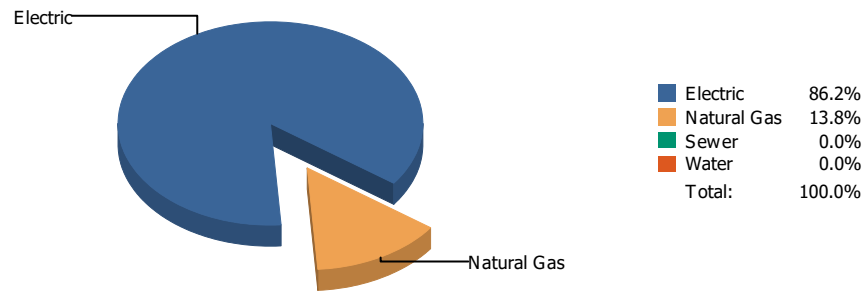


Cost

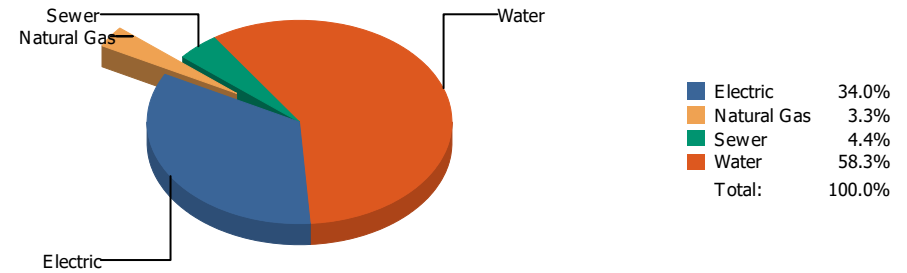


Commodity	Common Use	Energy Use	Energy Use / Area	Total Cost	Cost / Unit	Cost / Area
Place: [NEWMAN] NEWMAN ELEMENTARY 133 [BUILDING]						
Area: 73,291 SqFt						
Billing Period: Jul 2021						
ELECTRIC	11,877.00 kWh	40,524 KBtu	0.553 KBtu/SqFt	\$3,095.59	\$0.261 /kWh	\$0.042 /SqFt
NATURALGAS	86.00 CCF	8,858 KBtu	0.121 KBtu/SqFt	\$538.73	\$6.264 /CCF	\$0.007 /SqFt
SEWER	191.00 CCF			\$613.83	\$3.214 /CCF	\$0.008 /SqFt
WATER	594.00 CCF			\$2,748.67	\$4.627 /CCF	\$0.037 /SqFt
Totals:		49,382 KBtu	0.674 KBtu/SqFt	\$6,996.82		

Energy

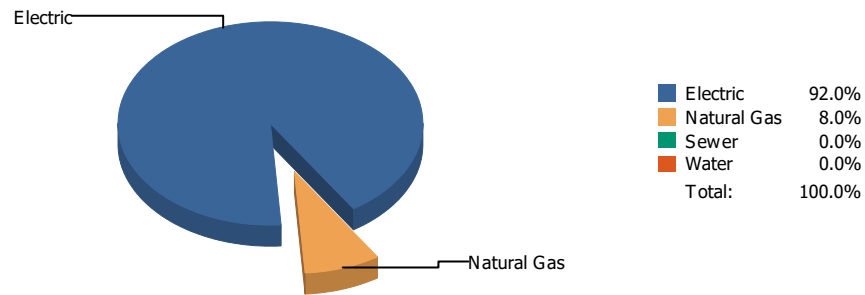


Cost

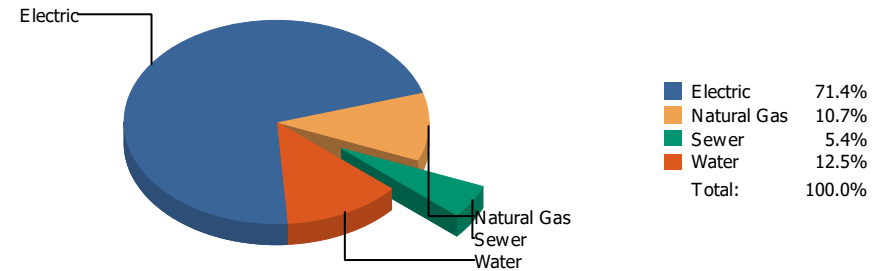


Commodity	Common Use	Energy Use	Energy Use / Area	Total Cost	Cost / Unit	Cost / Area
Place: [NIXON] L.A. NIXON 161 [BUILDING] Area: 76,873 SqFt Billing Period: Jul 2021						
ELECTRIC	15,600.00 kWh	53,227 KBtu	0.692 KBtu/SqFt	\$3,821.37	\$0.245 /kWh	\$0.050 /SqFt
NATURALGAS	83.00 CCF	8,549 KBtu	0.111 KBtu/SqFt	\$374.01	\$4.506 /CCF	\$0.005 /SqFt
SEWER	31.00 CCF			\$500.31	\$16.139 /CCF	\$0.006 /SqFt
WATER	885.00 CCF			\$6,553.17	\$7.405 /CCF	\$0.085 /SqFt
Totals:		61,776 KBtu	0.804 KBtu/SqFt	\$11,248.86		

Energy

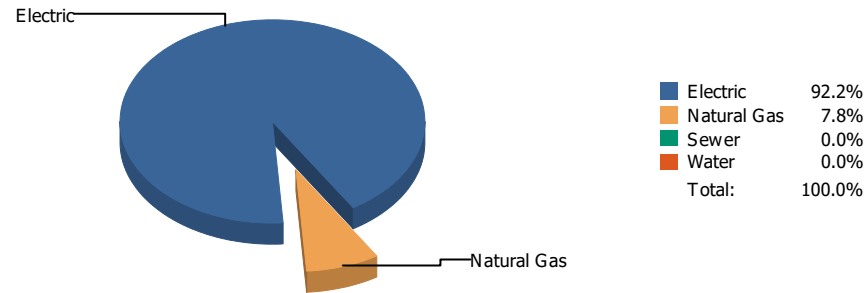


Cost

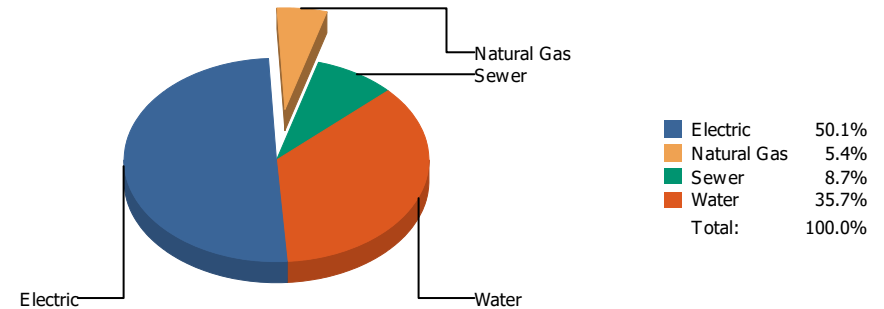


Commodity	Common Use	Energy Use	Energy Use / Area	Total Cost	Cost / Unit	Cost / Area
Place: [OCC-CTR] OCCUPATIONAL CTR. [BUILDING]						
Area: 11,845 SqFt						
Billing Period: Jul 2021						
ELECTRIC	7,300.00 kWh	24,908 KBtu	2.103 KBtu/SqFt	\$1,167.73	\$0.160 /kWh	\$0.099 /SqFt
NATURALGAS	21.00 CCF	2,163 KBtu	0.183 KBtu/SqFt	\$175.13	\$8.340 /CCF	\$0.015 /SqFt
SEWER	1.00 CCF			\$87.94	\$87.940 /CCF	\$0.007 /SqFt
WATER	29.00 CCF			\$204.71	\$7.059 /CCF	\$0.017 /SqFt
Totals:		27,071 KBtu	2.285 KBtu/SqFt	\$1,635.51		

Energy

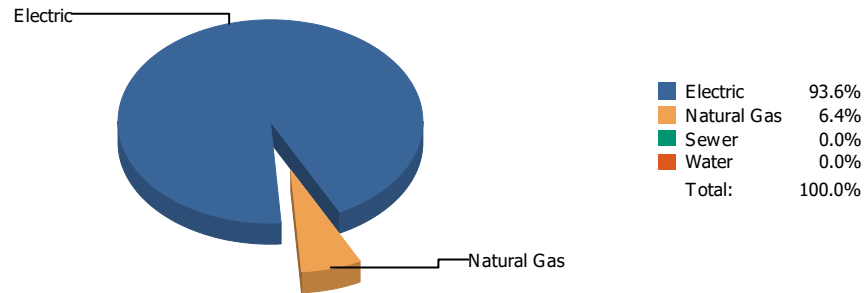


Cost

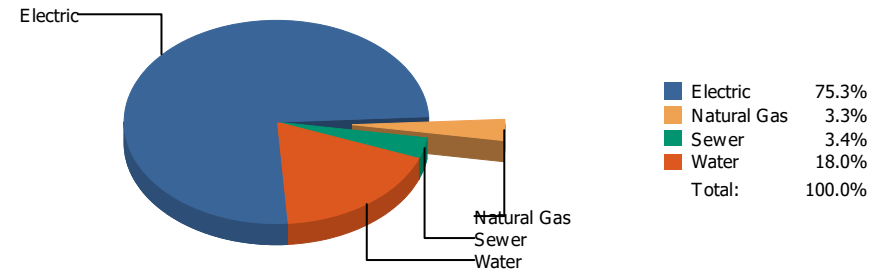


Commodity	Common Use	Energy Use	Energy Use / Area	Total Cost	Cost / Unit	Cost / Area
Place: [PARK] PARK 134 [BUILDING] Area: 63,609 SqFt Billing Period: Jul 2021						
ELECTRIC	15,048.00 kWh	51,344 KBtu	0.807 KBtu/SqFt	\$3,223.25	\$0.214 /kWh	\$0.051 /SqFt
NATURALGAS	42.00 CCF	4,326 KBtu	0.068 KBtu/SqFt	\$350.31	\$8.341 /CCF	\$0.005 /SqFt
SEWER	117.00 CCF			\$558.92	\$4.777 /CCF	\$0.009 /SqFt
WATER	454.00 CCF			\$2,295.74	\$5.057 /CCF	\$0.036 /SqFt
Totals:		55,670 KBtu	0.875 KBtu/SqFt	\$6,428.22		

Energy

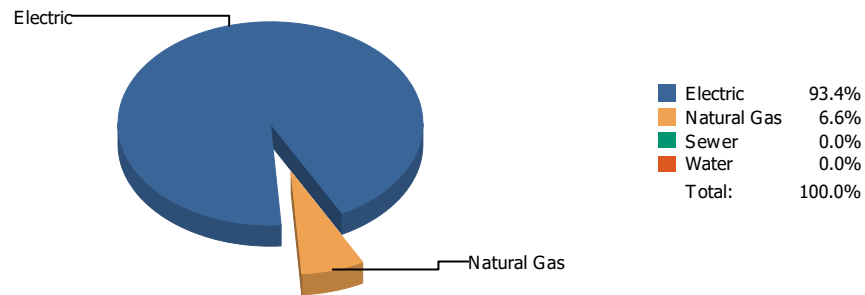


Cost

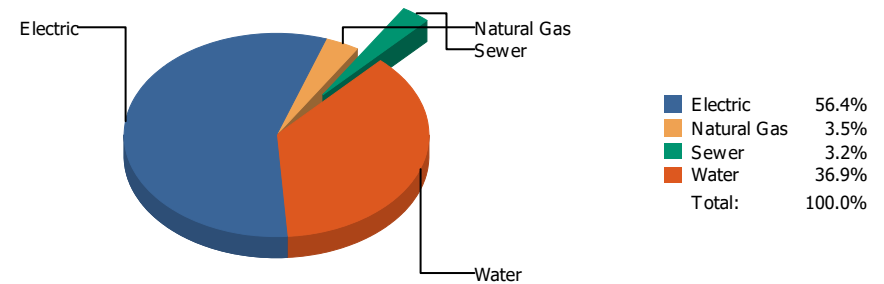


Commodity	Common Use	Energy Use	Energy Use / Area	Total Cost	Cost / Unit	Cost / Area
Place: [PAUL-MORENO_1] PAUL MORENO 167 [BUILDING]						
Area: 87,824 SqFt						
Billing Period: Jul 2021						
ELECTRIC	56,400.00 kWh	192,437 KBtu	2.191 KBtu/SqFt	\$9,050.44	\$0.160 /kWh	\$0.103 /SqFt
NATURALGAS	128.00 CCF	13,184 KBtu	0.150 KBtu/SqFt	\$400.10	\$3.126 /CCF	\$0.005 /SqFt
SEWER	39.00 CCF			\$410.02	\$10.513 /CCF	\$0.005 /SqFt
WATER	588.00 CCF			\$2,163.76	\$3.680 /CCF	\$0.024 /SqFt
Totals:		205,621 KBtu	2.341 KBtu/SqFt	\$12,024.32		

Energy

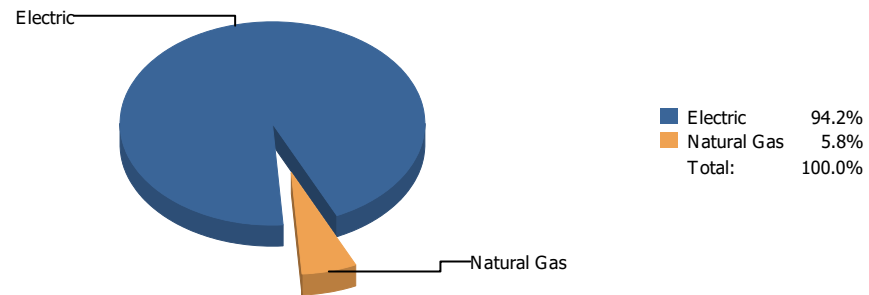


Cost

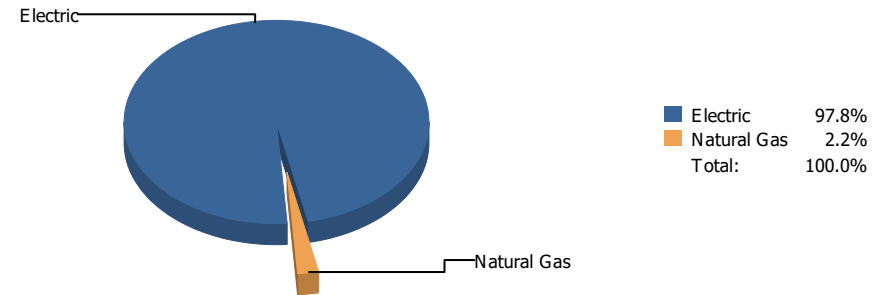


Commodity	Common Use	Energy Use	Energy Use / Area	Total Cost	Cost / Unit	Cost / Area
Place: [POLK] POLK 159 [BUILDING] Area: 67,321 SqFt Billing Period: Jul 2021						
ELECTRIC	32,300.00 kWh	110,208 KBtu	1.637 KBtu/SqFt	\$5,923.22	\$0.183 /kWh	\$0.088 /SqFt
NATURALGAS	75.00 CCF	7,725 KBtu	0.115 KBtu/SqFt	\$369.38	\$4.925 /CCF	\$0.005 /SqFt
SEWER	42.00 CCF			\$330.88	\$7.878 /CCF	\$0.005 /SqFt
WATER	574.00 CCF			\$3,869.78	\$6.742 /CCF	\$0.057 /SqFt
Totals:		117,933 KBtu	1.752 KBtu/SqFt	\$10,493.26		

Energy

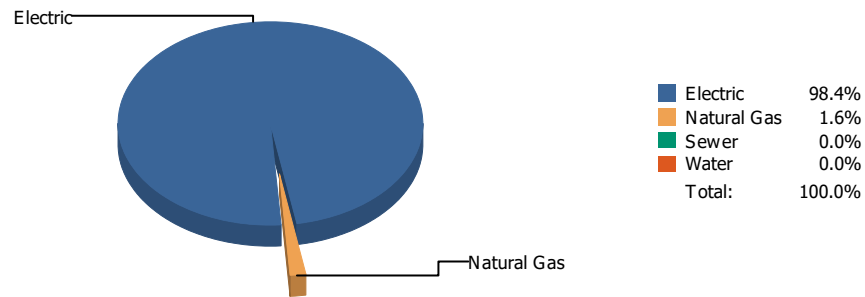


Cost

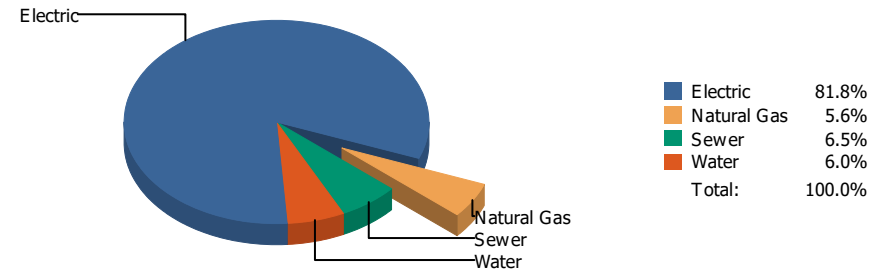


Commodity	Common Use	Energy Use	Energy Use / Area	Total Cost	Cost / Unit	Cost / Area
Place: [POWELL_2] POWELL 175 [BUILDING]						
Area: 79,770 SqFt						
Billing Period: Jul 2021						
ELECTRIC	45,840.00 kWh	156,406 KBtu	1.961 KBtu/SqFt	\$9,675.44	\$0.211 /kWh	\$0.121 /SqFt
NATURALGAS	93.00 CCF	9,579 KBtu	0.120 KBtu/SqFt	\$216.86	\$2.332 /CCF	\$0.003 /SqFt
Totals:		165,985 KBtu	2.081 KBtu/SqFt	\$9,892.30		

Energy

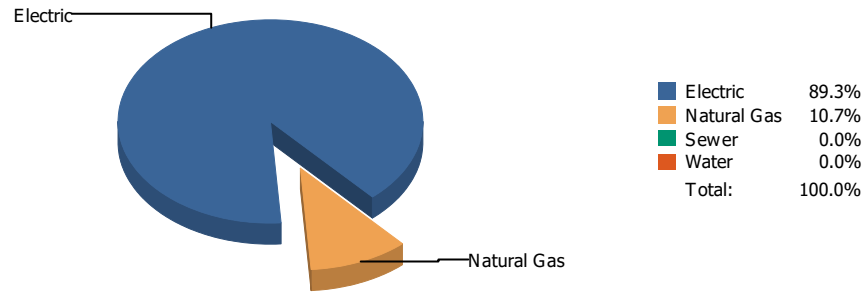


Cost

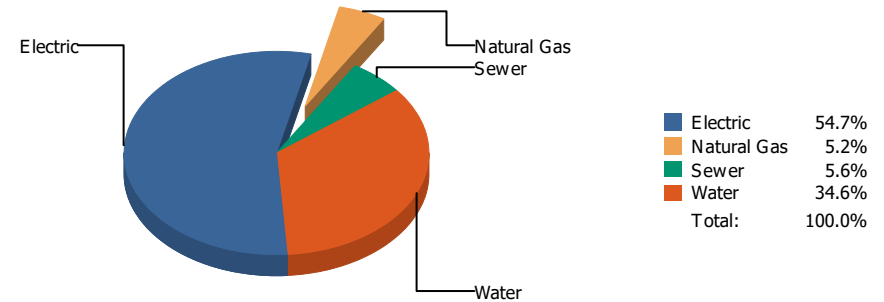


Commodity	Common Use	Energy Use	Energy Use / Area	Total Cost	Cost / Unit	Cost / Area
Place: [PROFESSIONAL-DEV] EPISD PROF DEVELOPMENT CENTER931 [BUILDING]						
Area: 18,400 SqFt						
Billing Period: Jul 2021						
ELECTRIC	19,160.00 kWh	65,374 KBtu	3.553 KBtu/SqFt	\$2,450.33	\$0.128 /kWh	\$0.133 /SqFt
NATURALGAS	10.00 CCF	1,030 KBtu	0.056 KBtu/SqFt	\$168.75	\$16.875 /CCF	\$0.009 /SqFt
SEWER	50.00 CCF			\$195.74	\$3.915 /CCF	\$0.011 /SqFt
WATER	26.00 CCF			\$179.30	\$6.896 /CCF	\$0.010 /SqFt
Totals:		66,404 KBtu	3.609 KBtu/SqFt	\$2,994.12		

Energy

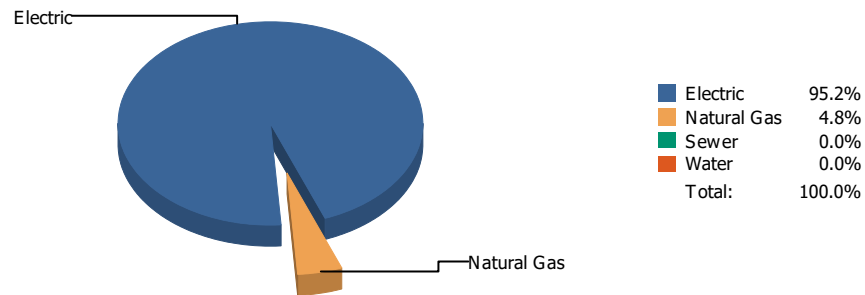


Cost

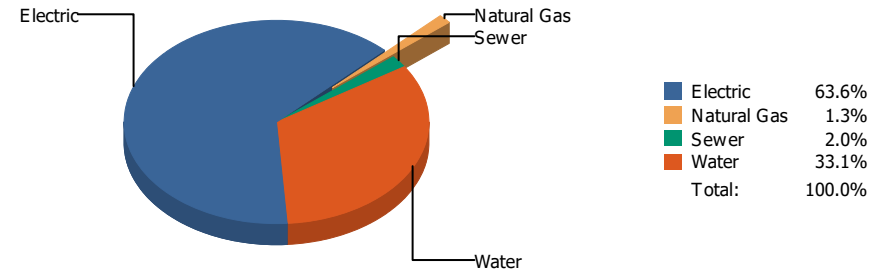


Commodity	Common Use	Energy Use	Energy Use / Area	Total Cost	Cost / Unit	Cost / Area
Place: [PUTNAM] PUTNAM 135 [BUILDING] Area: 61,978 SqFt Billing Period: Jul 2021						
ELECTRIC	25,766.00 kWh	87,914 KBtu	1.418 KBtu/SqFt	\$4,088.18	\$0.159 /kWh	\$0.066 /SqFt
NATURALGAS	102.00 CCF	10,506 KBtu	0.170 KBtu/SqFt	\$385.02	\$3.775 /CCF	\$0.006 /SqFt
SEWER	83.00 CCF			\$418.72	\$5.045 /CCF	\$0.007 /SqFt
WATER	412.00 CCF			\$2,583.85	\$6.271 /CCF	\$0.042 /SqFt
Totals:		98,420 KBtu	1.588 KBtu/SqFt	\$7,475.77		

Energy

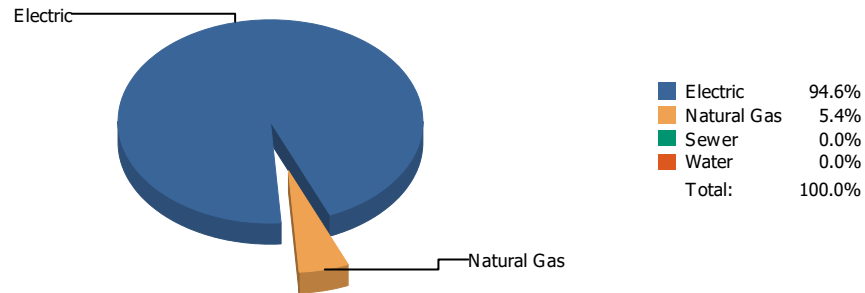


Cost

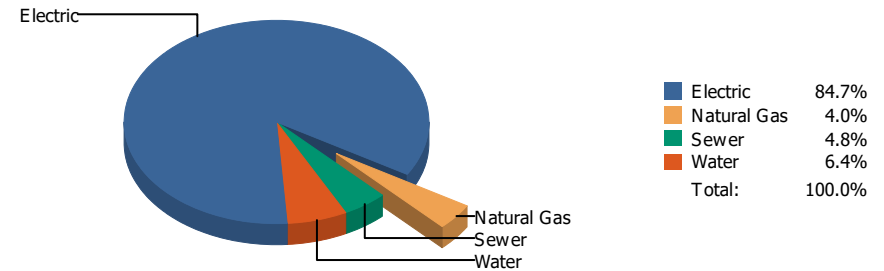


Commodity	Common Use	Energy Use	Energy Use / Area	Total Cost	Cost / Unit	Cost / Area
Place: [RICHARDS] RICHARDSON [BUILDING]						
Area: 115,872 SqFt						
Billing Period: Jul 2021						
ELECTRIC	54,600.00 kWh	186,295 KBtu	1.608 KBtu/SqFt	\$10,527.85	\$0.193 /kWh	\$0.091 /SqFt
NATURALGAS	91.00 CCF	9,373 KBtu	0.081 KBtu/SqFt	\$215.68	\$2.370 /CCF	\$0.002 /SqFt
SEWER	41.00 CCF			\$328.68	\$8.017 /CCF	\$0.003 /SqFt
WATER	873.00 CCF			\$5,480.19	\$6.277 /CCF	\$0.047 /SqFt
Totals:		195,668 KBtu	1.689 KBtu/SqFt	\$16,552.40		

Energy

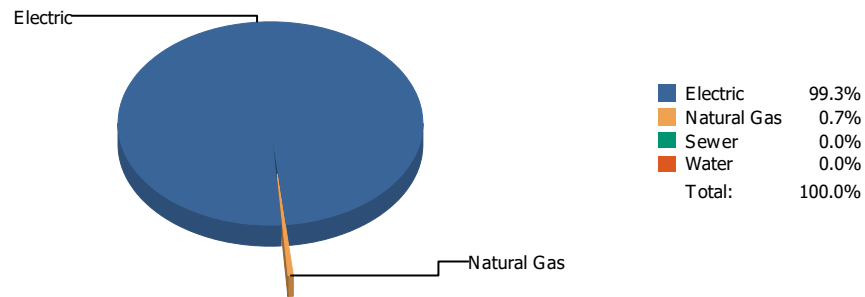


Cost

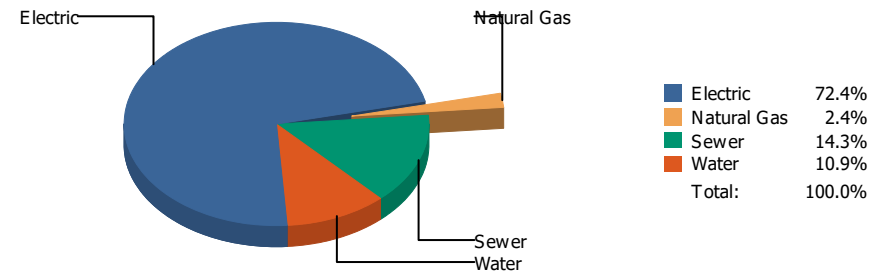


Commodity	Common Use	Energy Use	Energy Use / Area	Total Cost	Cost / Unit	Cost / Area
Place: [RIVERA] RIVERA 156 [BUILDING]						
Area: 77,562 SqFt						
Billing Period: Jul 2021						
ELECTRIC	40,171.00 kWh	137,063 KBtu	1.767 KBtu/SqFt	\$7,786.59	\$0.194 /kWh	\$0.100 /SqFt
NATURALGAS	76.00 CCF	7,828 KBtu	0.101 KBtu/SqFt	\$369.96	\$4.868 /CCF	\$0.005 /SqFt
SEWER	44.00 CCF			\$443.17	\$10.072 /CCF	\$0.006 /SqFt
WATER	109.00 CCF			\$589.80	\$5.411 /CCF	\$0.007 /SqFt
Totals:		144,891 KBtu	1.868 KBtu/SqFt	\$9,189.52		

Energy

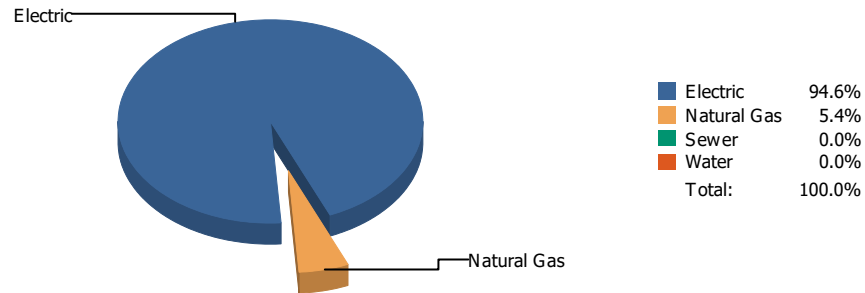


Cost

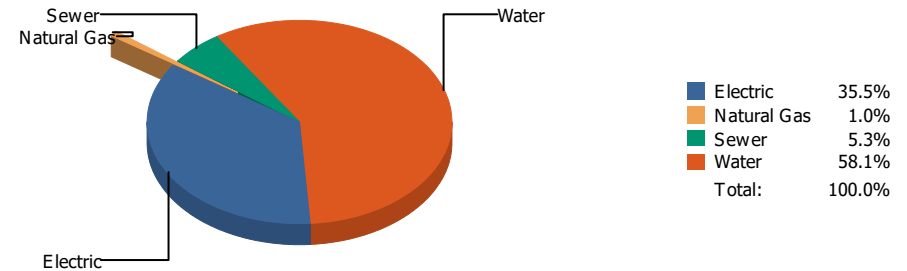


Commodity	Common Use	Energy Use	Energy Use / Area	Total Cost	Cost / Unit	Cost / Area
Place: [ROBERTS] ROBERTS 136 [BUILDING] Area: 81,457 SqFt Billing Period: Jul 2021						
ELECTRIC	27,100.00 kWh	92,465 KBtu	1.135 KBtu/SqFt	\$5,041.96	\$0.186 /kWh	\$0.062 /SqFt
NATURALGAS	6.00 CCF	618 KBtu	0.008 KBtu/SqFt	\$166.43	\$27.738 /CCF	\$0.002 /SqFt
SEWER	343.00 CCF			\$993.08	\$2.895 /CCF	\$0.012 /SqFt
WATER	213.00 CCF			\$759.63	\$3.566 /CCF	\$0.009 /SqFt
Totals:		93,083 KBtu	1.143 KBtu/SqFt	\$6,961.10		

Energy

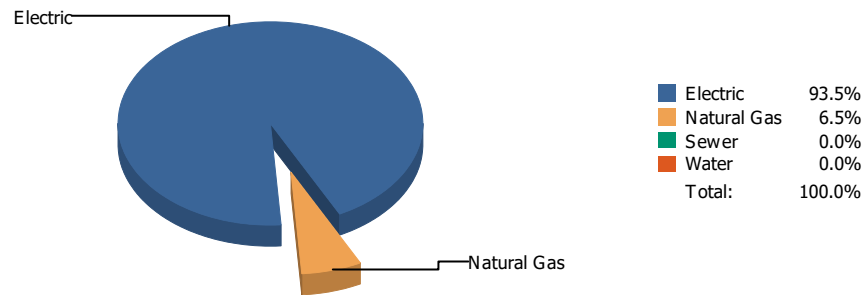


Cost

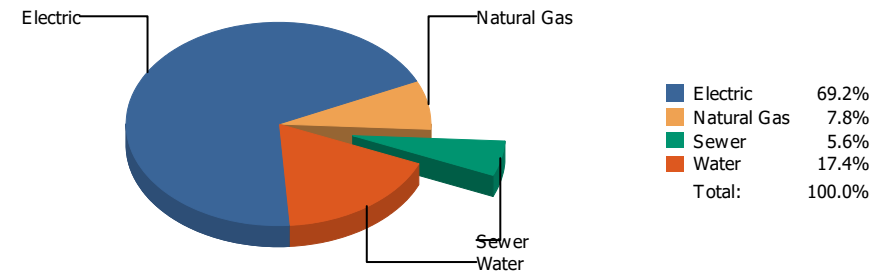


Commodity	Common Use	Energy Use	Energy Use / Area	Total Cost	Cost / Unit	Cost / Area
Place: [ROSS] ROSS 042 [BUILDING]						
Area: 131,497 SqFt						
Billing Period: Jul 2021						
ELECTRIC	25,496.00 kWh	86,992 KBtu	0.662 KBtu/SqFt	\$6,483.95	\$0.254 /kWh	\$0.049 /SqFt
NATURALGAS	48.00 CCF	4,944 KBtu	0.038 KBtu/SqFt	\$190.79	\$3.975 /CCF	\$0.001 /SqFt
SEWER	336.00 CCF			\$977.68	\$2.910 /CCF	\$0.007 /SqFt
WATER	1,784.00 CCF			\$10,625.45	\$5.956 /CCF	\$0.081 /SqFt
Totals:		91,936 KBtu	0.699 KBtu/SqFt	\$18,277.87		

Energy



Cost



Commodity	Common Use	Energy Use	Energy Use / Area	Total Cost	Cost / Unit	Cost / Area
Place: [RUSK] RUSK 138 [BUILDING]						
Area: 67,240 SqFt						
Billing Period: Jul 2021						
ELECTRIC	16,875.00 kWh	57,578 KBtu	0.856 KBtu/SqFt	\$3,101.76	\$0.184 /kWh	\$0.046 /SqFt
NATURALGAS	39.00 CCF	4,017 KBtu	0.060 KBtu/SqFt	\$348.51	\$8.936 /CCF	\$0.005 /SqFt
SEWER	15.00 CCF			\$248.78	\$16.585 /CCF	\$0.004 /SqFt
WATER	120.00 CCF			\$780.44	\$6.504 /CCF	\$0.012 /SqFt
Totals:		61,595 KBtu	0.916 KBtu/SqFt	\$4,479.49		

Energy

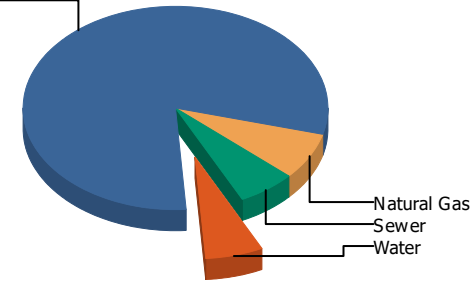
Electric



Electric	100.0%
Natural Gas	0.0%
Sewer	0.0%
Water	0.0%
Total:	100.0%

Cost

Electric



Electric	80.4%
Natural Gas	7.4%
Sewer	6.1%
Water	6.0%
Total:	100.0%

Commodity	Common Use	Energy Use	Energy Use / Area	Total Cost	Cost / Unit	Cost / Area
Place: [SAN-JAC] SAN JACINTO 139 [BUILDING]						
Area: 29,589 SqFt						
Billing Period: Jul 2021						
ELECTRIC	8,600.00 kWh	29,343 KBtu	0.992 KBtu/SqFt	\$1,759.84	\$0.205 /kWh	\$0.059 /SqFt
NATURALGAS	0.00 CCF	0 KBtu	0.000 KBtu/SqFt	\$162.96	\$0.000 /CCF	\$0.006 /SqFt
SEWER	12.00 CCF			\$134.29	\$11.191 /CCF	\$0.005 /SqFt
WATER	5.00 CCF			\$132.31	\$26.462 /CCF	\$0.004 /SqFt
Totals:		29,343 KBtu	0.992 KBtu/SqFt	\$2,189.40		

Energy

Electric



■ Electric 100.0%
Total: 100.0%

Cost

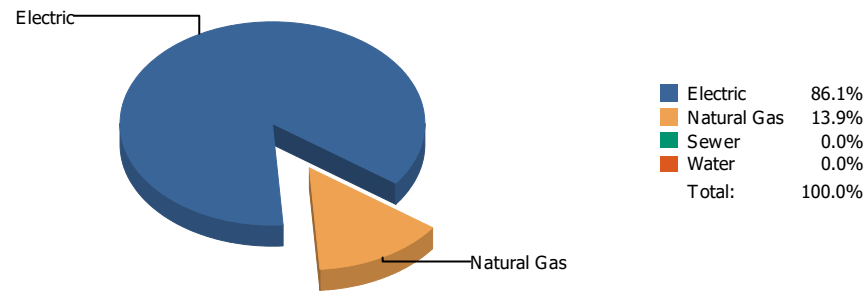
Electric



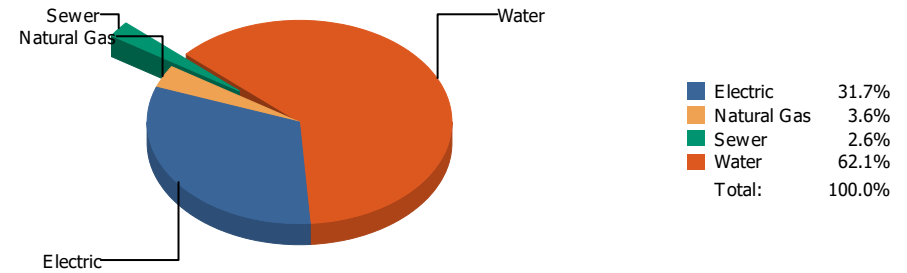
■ Electric 100.0%
Total: 100.0%

Commodity	Common Use	Energy Use	Energy Use / Area	Total Cost	Cost / Unit	Cost / Area
Place: [SCHUSTER] SCHUSTER 140 [BUILDING] Area: 34,371 SqFt Billing Period: Jul 2021						
ELECTRIC	400.00 kWh	1,365 KBtu	0.040 KBtu/SqFt	\$304.07	\$0.760 /kWh	\$0.009 /SqFt
Totals:		1,365 KBtu	0.040 KBtu/SqFt	\$304.07		

Energy

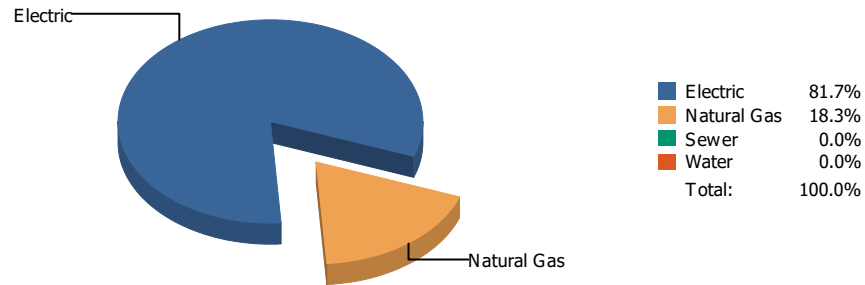


Cost

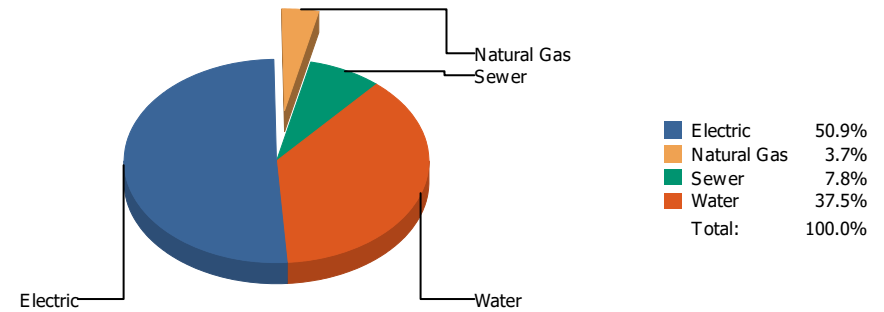


Commodity	Common Use	Energy Use	Energy Use / Area	Total Cost	Cost / Unit	Cost / Area
Place: [STANTON] STANTON 141 [BUILDING]						
Area: 75,957 SqFt						
Billing Period: Jul 2021						
ELECTRIC	13,492.00 kWh	46,035 KBtu	0.606 KBtu/SqFt	\$3,221.18	\$0.239 /kWh	\$0.042 /SqFt
NATURALGAS	72.00 CCF	7,416 KBtu	0.098 KBtu/SqFt	\$367.83	\$5.109 /CCF	\$0.005 /SqFt
SEWER	30.00 CCF			\$259.63	\$8.654 /CCF	\$0.003 /SqFt
WATER	856.00 CCF			\$6,313.88	\$7.376 /CCF	\$0.083 /SqFt
Totals:		53,451 KBtu	0.704 KBtu/SqFt	\$10,162.52		

Energy

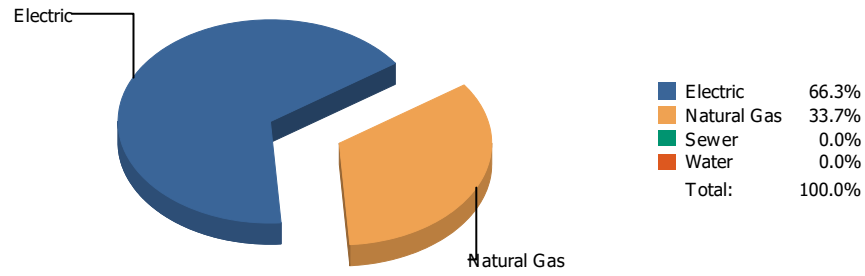


Cost

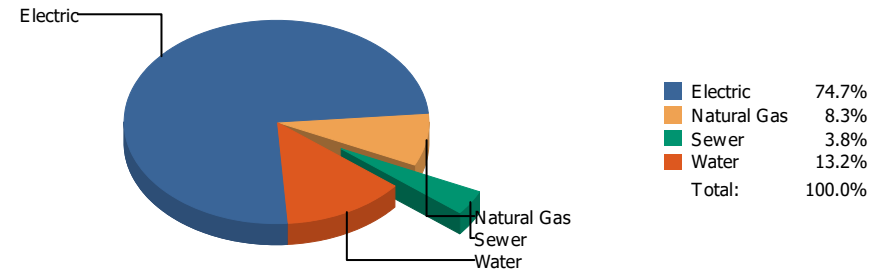


Commodity	Common Use	Energy Use	Energy Use / Area	Total Cost	Cost / Unit	Cost / Area
Place: [SUNRISEMOUNT] SUNRISE MOUNTAIN ELEMENTARY 150 [BUILDING]						
Area: 78,368 SqFt						
Billing Period: Jul 2021						
ELECTRIC	20,490.00 kWh	69,912 KBtu	0.892 KBtu/SqFt	\$3,419.45	\$0.167 /kWh	\$0.043 /SqFt
NATURALGAS	152.00 CCF	15,656 KBtu	0.200 KBtu/SqFt	\$251.06	\$1.652 /CCF	\$0.003 /SqFt
SEWER	32.00 CCF			\$523.45	\$16.358 /CCF	\$0.007 /SqFt
WATER	491.00 CCF			\$2,519.78	\$5.132 /CCF	\$0.032 /SqFt
Totals:		85,568 KBtu	1.092 KBtu/SqFt	\$6,713.74		

Energy

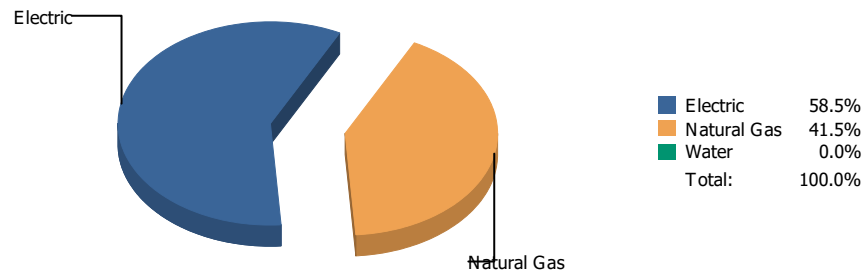


Cost

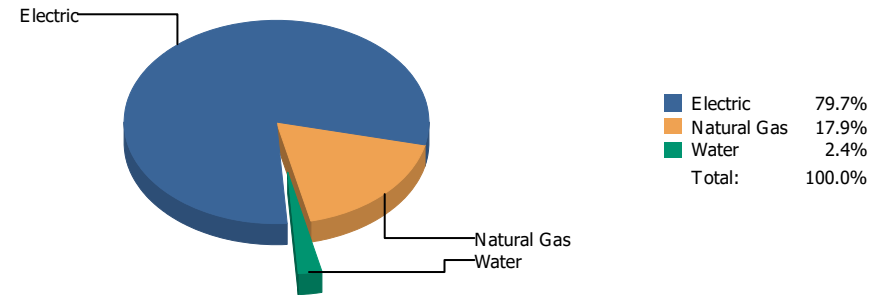


Commodity	Common Use	Energy Use	Energy Use / Area	Total Cost	Cost / Unit	Cost / Area
Place: [SUNSET-HIGH_1] SUNSET HIGH SCHOOL [BUILDING]						
Area: 33,263 SqFt						
Billing Period: Jul 2021						
ELECTRIC	23,800.00 kWh	81,206 KBtu	2.441 KBtu/SqFt	\$3,546.89	\$0.149 /kWh	\$0.107 /SqFt
NATURALGAS	400.00 CCF	41,200 KBtu	1.239 KBtu/SqFt	\$394.58	\$0.986 /CCF	\$0.012 /SqFt
SEWER	32.00 CCF			\$178.29	\$5.572 /CCF	\$0.005 /SqFt
WATER	111.00 CCF			\$625.48	\$5.635 /CCF	\$0.019 /SqFt
Totals:		122,406 KBtu	3.680 KBtu/SqFt	\$4,745.24		

Energy

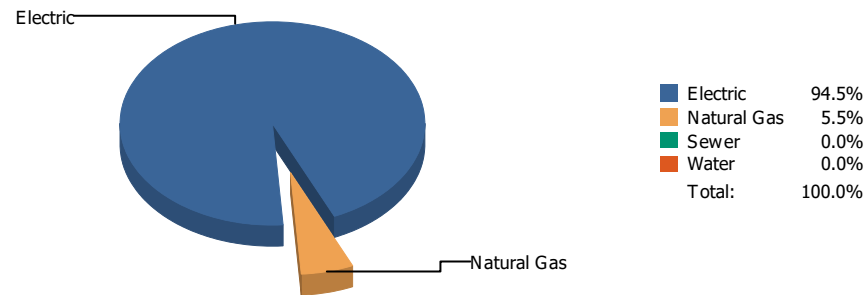


Cost

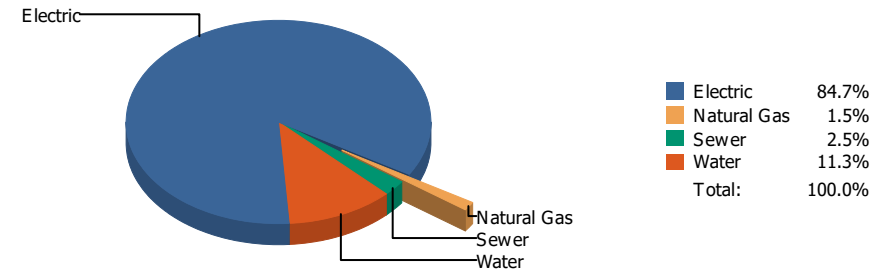


Commodity	Common Use	Energy Use	Energy Use / Area	Total Cost	Cost / Unit	Cost / Area
Place: [TERRACE] TERRACE HILLS 048 [BUILDING]						
Area: 138,021 SqFt						
Billing Period: Jul 2021						
ELECTRIC	8,850.00 kWh	30,196 KBtu	0.219 KBtu/SqFt	\$1,977.97	\$0.223 /kWh	\$0.014 /SqFt
NATURALGAS	208.00 CCF	21,424 KBtu	0.155 KBtu/SqFt	\$444.46	\$2.137 /CCF	\$0.003 /SqFt
WATER	0.00 CCF			\$60.68	\$0.000 /CCF	\$0.000 /SqFt
Totals:		51,620 KBtu	0.374 KBtu/SqFt	\$2,483.11		

Energy

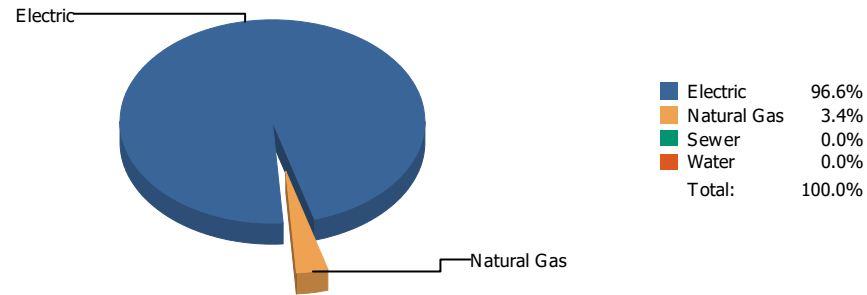


Cost

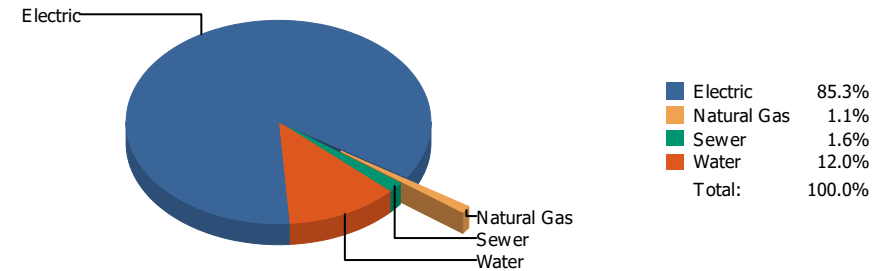


Commodity	Common Use	Energy Use	Energy Use / Area	Total Cost	Cost / Unit	Cost / Area
Place: [TIPPENELEMENTARY] TIPPIN ELEMENTARY 168 [BUILDING]						
Area: 88,360 SqFt						
Billing Period: Jul 2021						
ELECTRIC	80,640.00 kWh	275,144 KBtu	3.114 KBtu/SqFt	\$14,239.80	\$0.177 /kWh	\$0.161 /SqFt
NATURALGAS	154.00 CCF	15,862 KBtu	0.180 KBtu/SqFt	\$252.31	\$1.638 /CCF	\$0.003 /SqFt
SEWER	85.00 CCF			\$425.48	\$5.006 /CCF	\$0.005 /SqFt
WATER	309.00 CCF			\$1,893.34	\$6.127 /CCF	\$0.021 /SqFt
Totals:		291,006 KBtu	3.293 KBtu/SqFt	\$16,810.93		

Energy

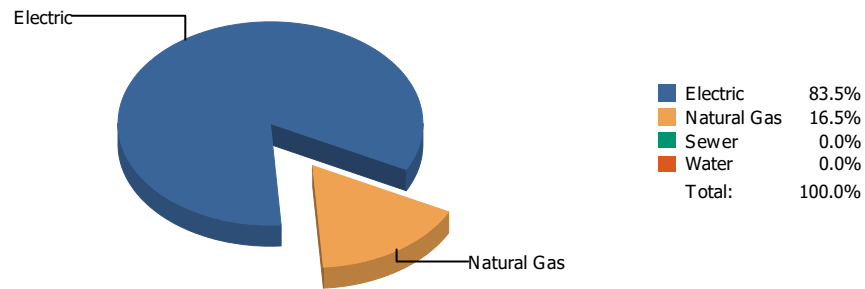


Cost

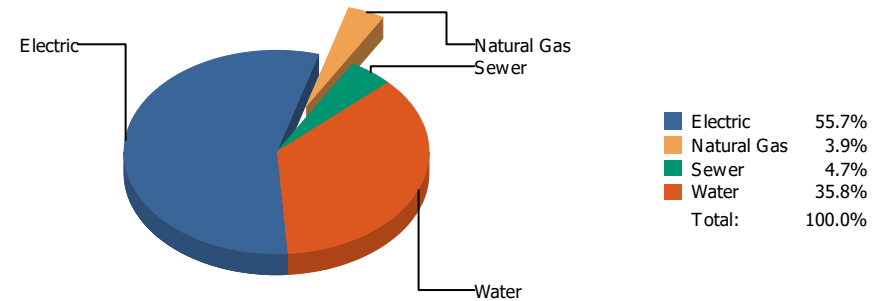


Commodity	Common Use	Energy Use	Energy Use / Area	Total Cost	Cost / Unit	Cost / Area
Place: [TOMLEA_2] TOM LEA 178 [BUILDING]						
Area: 88,828 SqFt						
Billing Period: Jul 2021						
ELECTRIC	99,240.00 kWh	338,607 KBtu	3.812 KBtu/SqFt	\$18,242.66	\$0.184 /kWh	\$0.205 /SqFt
NATURALGAS	116.00 CCF	11,948 KBtu	0.135 KBtu/SqFt	\$230.17	\$1.984 /CCF	\$0.003 /SqFt
SEWER	50.00 CCF			\$348.48	\$6.970 /CCF	\$0.004 /SqFt
WATER	430.00 CCF			\$2,567.51	\$5.971 /CCF	\$0.029 /SqFt
Totals:		350,555 KBtu	3.946 KBtu/SqFt	\$21,388.82		

Energy

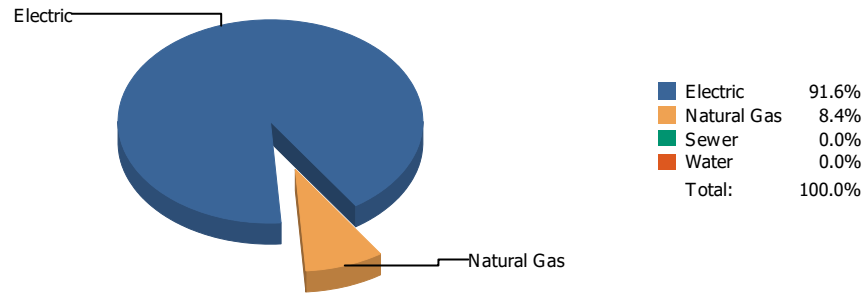


Cost

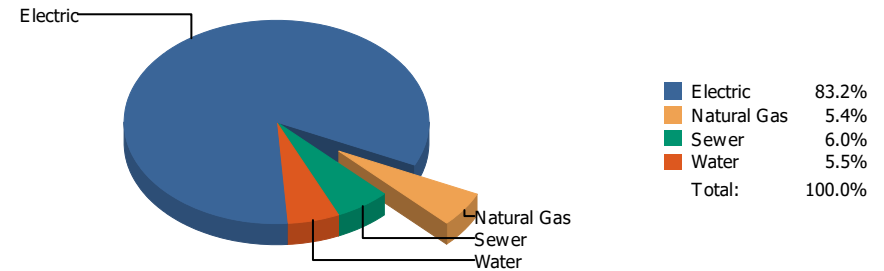


Commodity	Common Use	Energy Use	Energy Use / Area	Total Cost	Cost / Unit	Cost / Area
Place: [TRAVIS] TRAVIS 143 [BUILDING] Area: 78,925 SqFt Billing Period: Jul 2021						
ELECTRIC	12,964.00 kWh	44,233 KBtu	0.560 KBtu/SqFt	\$3,067.63	\$0.237 /kWh	\$0.039 /SqFt
NATURALGAS	85.00 CCF	8,755 KBtu	0.111 KBtu/SqFt	\$212.21	\$2.497 /CCF	\$0.003 /SqFt
SEWER	29.00 CCF			\$257.43	\$8.877 /CCF	\$0.003 /SqFt
WATER	531.00 CCF			\$1,973.56	\$3.717 /CCF	\$0.025 /SqFt
Totals:		52,988 KBtu	0.671 KBtu/SqFt	\$5,510.83		

Energy

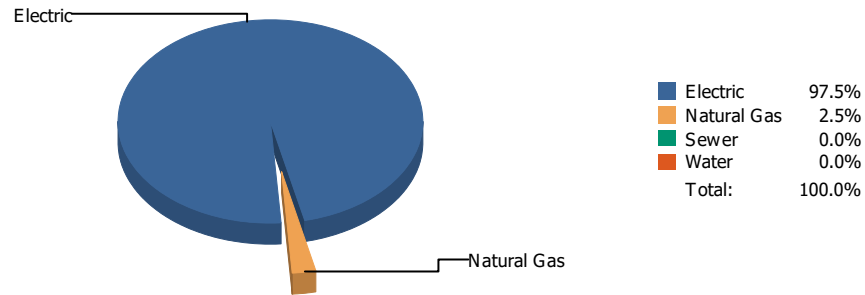


Cost

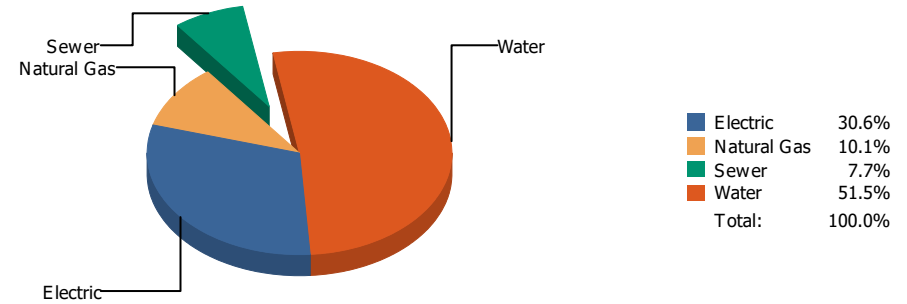


Commodity	Common Use	Energy Use	Energy Use / Area	Total Cost	Cost / Unit	Cost / Area
Place: [VILAS] VILAS 144 [BUILDING] Area: 66,992 SqFt Billing Period: Jul 2021						
ELECTRIC	44,598.00 kWh	152,168 KBtu	2.271 KBtu/SqFt	\$8,797.29	\$0.197 /kWh	\$0.131 /SqFt
NATURALGAS	135.00 CCF	13,905 KBtu	0.208 KBtu/SqFt	\$567.13	\$4.201 /CCF	\$0.008 /SqFt
SEWER	92.00 CCF			\$633.96	\$6.891 /CCF	\$0.009 /SqFt
WATER	80.00 CCF			\$578.60	\$7.233 /CCF	\$0.008 /SqFt
Totals:		166,073 KBtu	2.479 KBtu/SqFt	\$10,576.98		

Energy



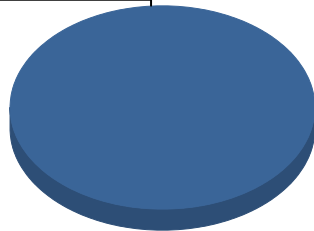
Cost



Commodity	Common Use	Energy Use	Energy Use / Area	Total Cost	Cost / Unit	Cost / Area
Place: [WAINWRIG] WAINWRIGHT 145 [BUILDING] Area: 38,227 SqFt Billing Period: Jul 2021						
ELECTRIC	9,525.00 kWh	32,499 KBtu	0.850 KBtu/SqFt	\$1,002.22	\$0.105 /kWh	\$0.026 /SqFt
NATURALGAS	8.00 CCF	824 KBtu	0.022 KBtu/SqFt	\$330.56	\$41.320 /CCF	\$0.009 /SqFt
SEWER	17.00 CCF			\$253.18	\$14.893 /CCF	\$0.007 /SqFt
WATER	247.00 CCF			\$1,686.89	\$6.830 /CCF	\$0.044 /SqFt
Totals:		33,323 KBtu	0.872 KBtu/SqFt	\$3,272.85		

Energy

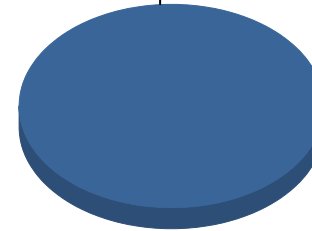
Electric



■ Electric 100.0%
Total: 100.0%

Cost

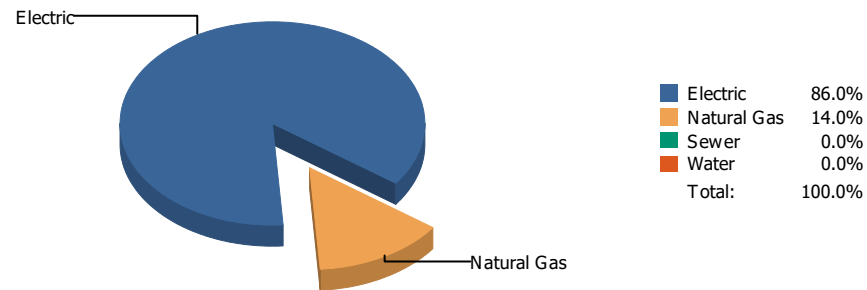
Electric



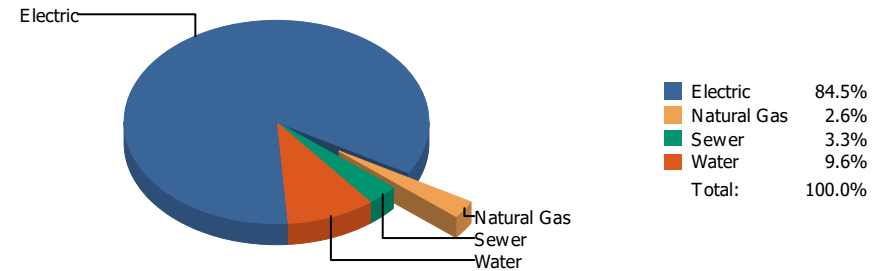
■ Electric 100.0%
Total: 100.0%

Commodity	Common Use	Energy Use	Energy Use / Area	Total Cost	Cost / Unit	Cost / Area
Place: [WESTSIDE] WESTSIDE TRANSPORTATION 951 [BUILDING]						
Area: 4,040 SqFt						
Billing Period: Jul 2021						
ELECTRIC	3,379.00 kWh	11,529 KBtu	2.854 KBtu/SqFt	\$419.09	\$0.124 /kWh	\$0.104 /SqFt
Totals:		11,529 KBtu	2.854 KBtu/SqFt	\$419.09		

Energy

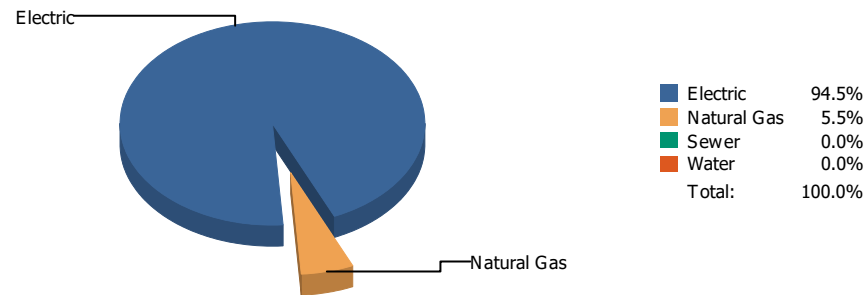


Cost

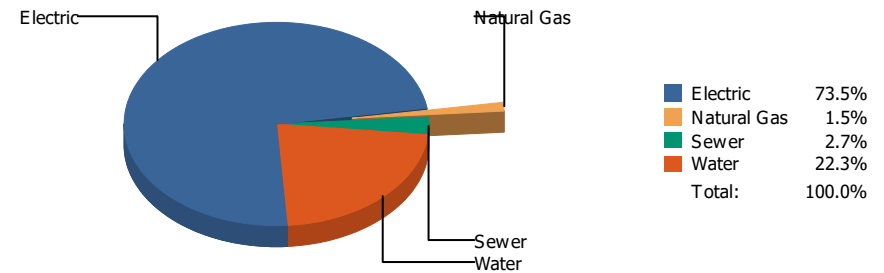


Commodity	Common Use	Energy Use	Energy Use / Area	Total Cost	Cost / Unit	Cost / Area
Place: [W-HILLS] WESTERN HILLS 146 [BUILDING]						
Area: 77,753 SqFt						
Billing Period: Jul 2021						
ELECTRIC	51,600.00 kWh	176,059 KBtu	2.264 KBtu/SqFt	\$10,416.07	\$0.202 /kWh	\$0.134 /SqFt
NATURALGAS	278.00 CCF	28,634 KBtu	0.368 KBtu/SqFt	\$324.07	\$1.166 /CCF	\$0.004 /SqFt
SEWER	20.00 CCF			\$411.31	\$20.566 /CCF	\$0.005 /SqFt
WATER	369.00 CCF			\$1,179.01	\$3.195 /CCF	\$0.015 /SqFt
Totals:		204,693 KBtu	2.633 KBtu/SqFt	\$12,330.46		

Energy

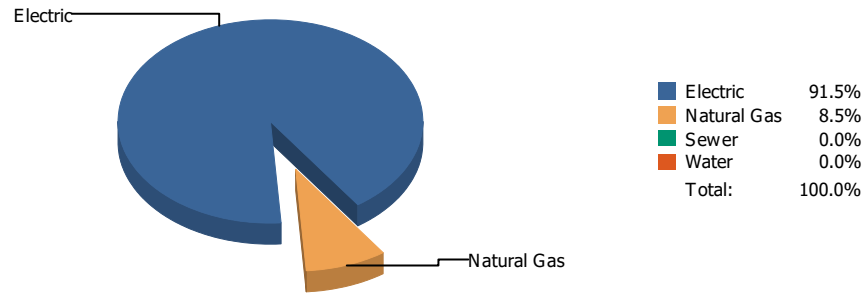


Cost

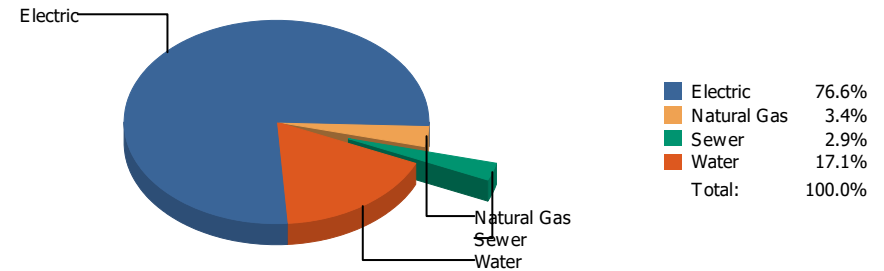


Commodity	Common Use	Energy Use	Energy Use / Area	Total Cost	Cost / Unit	Cost / Area
Place: [WHITAKER] WHITAKER 153 [BUILDING]						
Area: 89,458 SqFt						
Billing Period: Jul 2021						
ELECTRIC	54,000.00 kWh	184,248 KBtu	2.060 KBtu/SqFt	\$10,724.17	\$0.199 /kWh	\$0.120 /SqFt
NATURALGAS	104.00 CCF	10,712 KBtu	0.120 KBtu/SqFt	\$223.23	\$2.146 /CCF	\$0.002 /SqFt
SEWER	20.00 CCF			\$390.37	\$19.519 /CCF	\$0.004 /SqFt
WATER	912.00 CCF			\$3,247.59	\$3.561 /CCF	\$0.036 /SqFt
Totals:		194,960 KBtu	2.179 KBtu/SqFt	\$14,585.36		

Energy

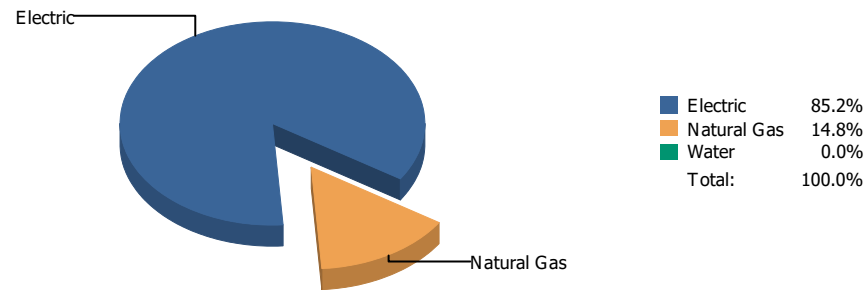


Cost

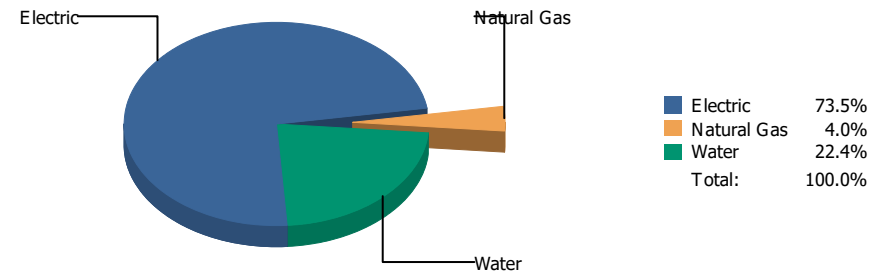


Commodity	Common Use	Energy Use	Energy Use / Area	Total Cost	Cost / Unit	Cost / Area
Place: [WHITE] ZACH WHITE ELEMENTARY NEW-1997 [BUILDING]						
Area: 92,458 SqFt						
Billing Period: Jul 2021						
ELECTRIC	48,900.00 kWh	166,847 KBtu	1.805 KBtu/SqFt	\$9,363.28	\$0.191 /kWh	\$0.101 /SqFt
NATURALGAS	151.00 CCF	15,553 KBtu	0.168 KBtu/SqFt	\$413.66	\$2.739 /CCF	\$0.004 /SqFt
SEWER	64.00 CCF			\$356.58	\$5.572 /CCF	\$0.004 /SqFt
WATER	561.00 CCF			\$2,092.17	\$3.729 /CCF	\$0.022 /SqFt
Totals:		182,400 KBtu	1.973 KBtu/SqFt	\$12,225.69		

Energy



Cost



Commodity	Common Use	Energy Use	Energy Use / Area	Total Cost	Cost / Unit	Cost / Area
Place: [WIGGS] WIGGS 052 [BUILDING] Area: 110,689 SqFt Billing Period: Jul 2021						
ELECTRIC	33,280.00 kWh	113,551 KBtu	1.026 KBtu/SqFt	\$5,023.59	\$0.151 /kWh	\$0.045 /SqFt
NATURALGAS	191.00 CCF	19,673 KBtu	0.178 KBtu/SqFt	\$273.65	\$1.433 /CCF	\$0.002 /SqFt
WATER	387.00 CCF			\$1,533.16	\$3.962 /CCF	\$0.014 /SqFt
Totals:		133,224 KBtu	1.204 KBtu/SqFt	\$6,830.40		

Energy

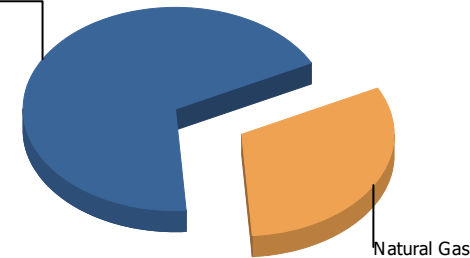
Electric



Electric 100.0%
 Natural Gas 0.0%
 Total: 100.0%

Cost

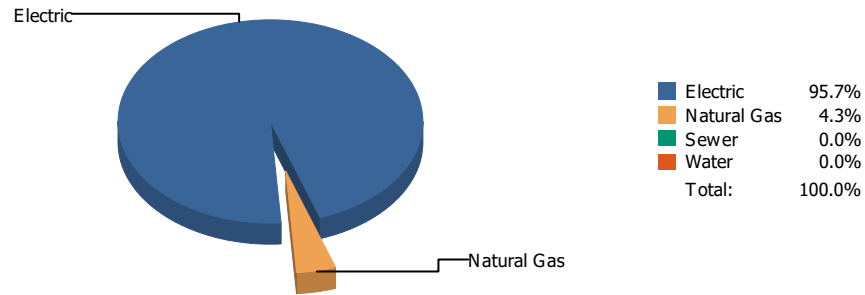
Electric



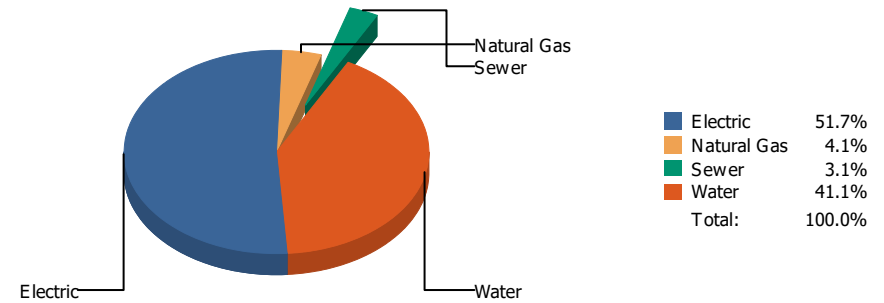
Electric 68.7%
 Natural Gas 31.3%
 Total: 100.0%

Commodity	Common Use	Energy Use	Energy Use / Area	Total Cost	Cost / Unit	Cost / Area
Place: [ZANEGREYWAREHOUSE] ZANE GREY WAREHOUSE [BUILDING]						
Area: 0 SqFt						
Billing Period: Jul 2021						
ELECTRIC	909.00 kWh	3,102 KBtu		\$358.43	\$0.394 /kWh	
NATURALGAS	0.00 CCF	0 KBtu		\$162.96	\$0.000 /CCF	
Totals:		3,102 KBtu		\$521.39		

Energy

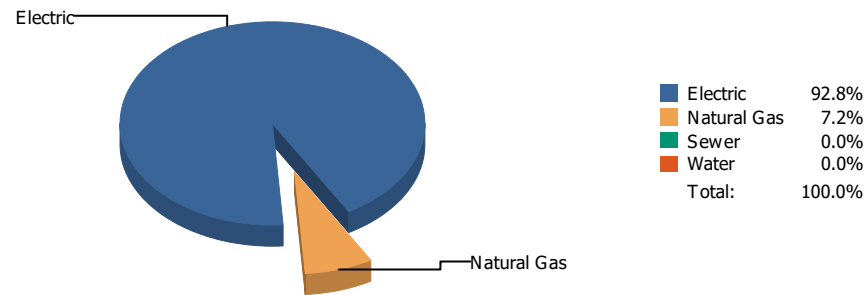


Cost

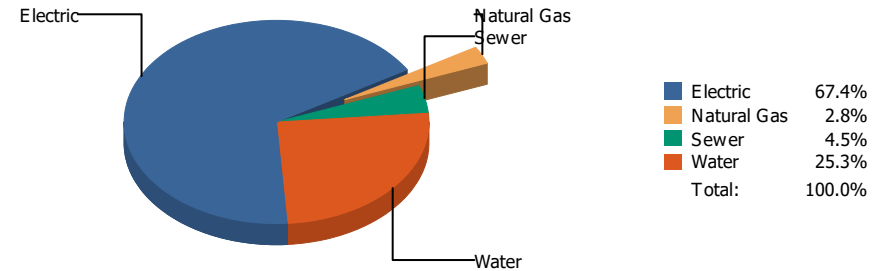


Commodity	Common Use	Energy Use	Energy Use / Area	Total Cost	Cost / Unit	Cost / Area
Place: [ZAVALA] ZAVALA 148 [BUILDING]						
Area: 53,356 SqFt						
Billing Period: Jul 2021						
ELECTRIC	20,290.00 kWh	69,229 KBtu	1.298 KBtu/SqFt	\$2,973.61	\$0.147 /kWh	\$0.056 /SqFt
NATURALGAS	30.00 CCF	3,090 KBtu	0.058 KBtu/SqFt	\$236.39	\$7.880 /CCF	\$0.004 /SqFt
SEWER	32.00 CCF			\$178.29	\$5.572 /CCF	\$0.003 /SqFt
WATER	403.00 CCF			\$2,366.14	\$5.871 /CCF	\$0.044 /SqFt
Totals:		72,319 KBtu	1.355 KBtu/SqFt	\$5,754.43		

Energy



Cost



Commodity	Common Use	Energy Use	Energy Use / Area	Total Cost	Cost / Unit	Cost / Area
Place Summary Report						
Area: 10,693,292 SqFt						
Billing Period: Jul 2021						
ELECTRIC	4,842,422.00 kWh	16,522,344 KBtu	1.517 KBtu/SqFt	\$819,555.92	\$0.169 /kWh	\$0.074 /SqFt
NATURALGAS	12,408.00 CCF	1,278,024 KBtu	0.118 KBtu/SqFt	\$34,124.07	\$2.750 /CCF	\$0.003 /SqFt
SEWER	11,384.00 CCF			\$54,852.78	\$4.818 /CCF	\$0.005 /SqFt
WATER	63,297.00 CCF			\$307,123.89	\$4.852 /CCF	\$0.028 /SqFt
Totals:		17,800,368 KBtu	1.635 KBtu/SqFt	\$1,215,656.66		

* Please note per area calculations only include buildings with a floor area greater than 0.

Requested by: eagarci2

Client version:

Report version: 9

Filters: Meters in Building Name: Not one of ZACH WHITE MODULAR SCHOOL 147;START SCHOOL EARLY 1 DAY VALUE;STADIUM RATE CHANGES;SKY PARK IB1;SKY PARK I 200;SKY PARK;ROOSEVELT 137;REMCON COTTAGES;PARKDALE COTTAGES 957;NORTHEAST BOOK DEPOSITORY 814;NEW COMPUTERS SINCE JUNE 1990;Lighting;HERCULES COTTAGES 141A;CANYON HILLS PORTABLES;Butterfield Trail Warehouse;BRANON COTTAGES 955 ;BLUE FLAME BLDG.;BARCELONA COTTAGES;ALL REFUNDS AND REBATES; ; Bill is Void Equals 0; Account is Active Equals 1; Bill is from External Vendor Equals 1; ; Billing Period Equals Jul 2021

Record count: 0