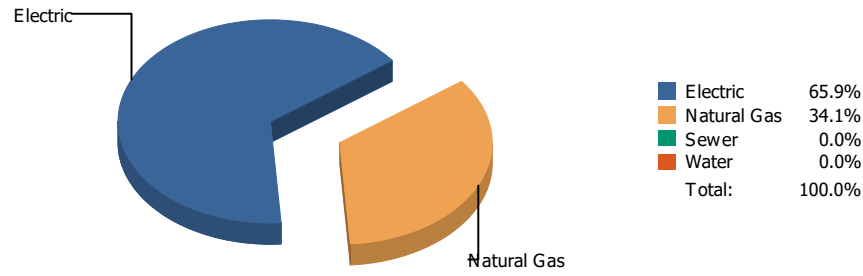
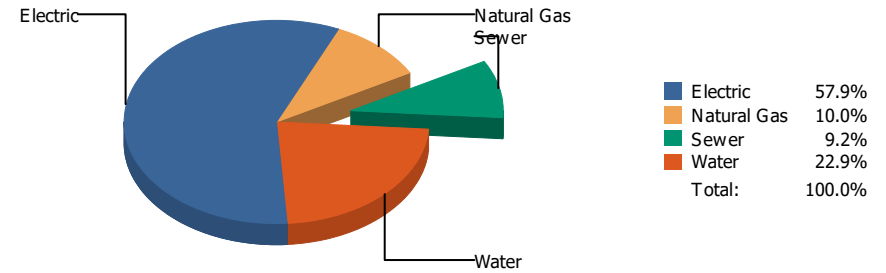


Energy



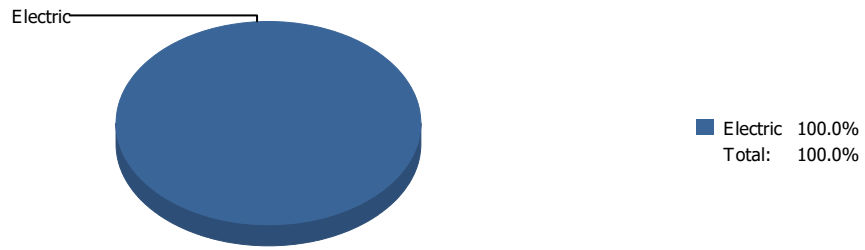
Cost



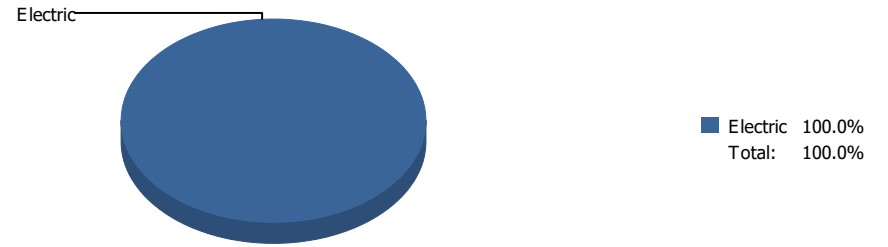
Commodity	Common Use	Energy Use	Energy Use / Area	Total Cost	Cost / Unit	Cost / Area
Place Summary Report						
Area: 10,363,381 ft²						
Billing Period: Nov 2023						
ELECTRIC	4,559,791.00 kWh	15,558,007 Kbtu	1.438 Kbtu/ft ²	\$587,253.42	\$0.129 /kWh	\$0.054 /ft ²
NATURALGAS	77,850.00 CCF	8,065,260 Kbtu	0.757 Kbtu/ft ²	\$101,666.76	\$1.306 /CCF	\$0.010 /ft ²
SEWER	11,492.00 CCF			\$93,211.63	\$8.111 /CCF	\$0.009 /ft ²
WATER	35,956.00 CCF			\$232,147.11	\$6.456 /CCF	\$0.022 /ft ²
Totals:		23,623,267 Kbtu	2.194 Kbtu/ft²	\$1,014,278.92		

* Please note per area calculations only include buildings with a floor area greater than 0.

Energy

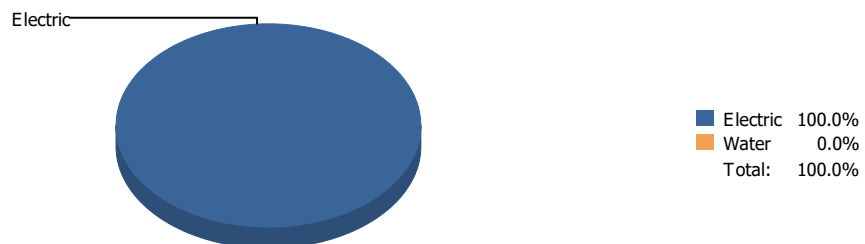


Cost

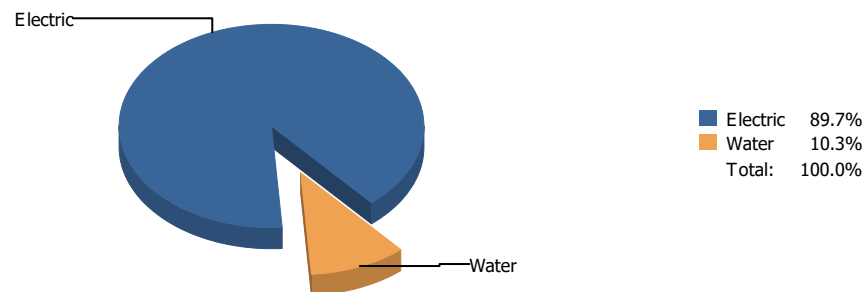


Commodity	Common Use	Energy Use	Energy Use / Area	Total Cost	Cost / Unit	Cost / Area
Place: [ALAMO] ALAMO 101 [BUILDING]						
Area: 58,978 ft²						
Billing Period: Nov 2023						
ELECTRIC	3,200.00 kWh	10,918 Kbtu	0.185 Kbtu/ft ²	\$321.51	\$0.100 /kWh	\$0.005 /ft ²
Totals:		10,918 Kbtu	0.185 Kbtu/ft²	\$321.51		

Energy

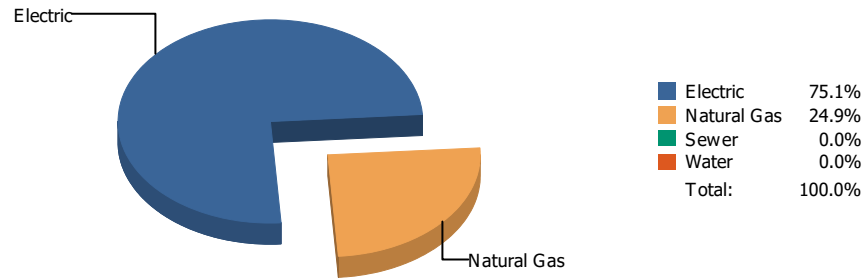


Cost

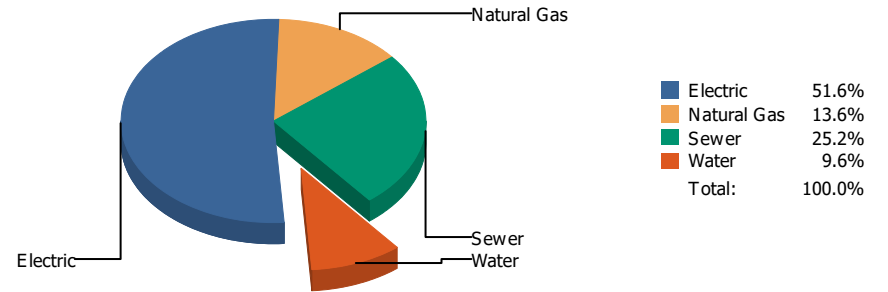


Commodity	Common Use	Energy Use	Energy Use / Area	Total Cost	Cost / Unit	Cost / Area
Place: [ALTA] ALTA VISTA 102 [BUILDING]						
Area: 68,463 ft²						
Billing Period: Nov 2023						
ELECTRIC	5,103.00 kWh	17,411 Kbtu	0.254 Kbtu/ft ²	\$433.43	\$0.085 /kWh	\$0.006 /ft ²
WATER	0.00 CCF			\$49.94	\$0.000 /CCF	\$0.001 /ft ²
Totals:		17,411 Kbtu	0.254 Kbtu/ft²	\$483.37		

Energy

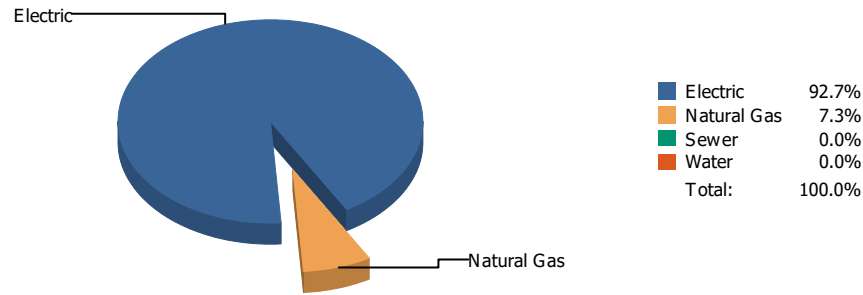


Cost

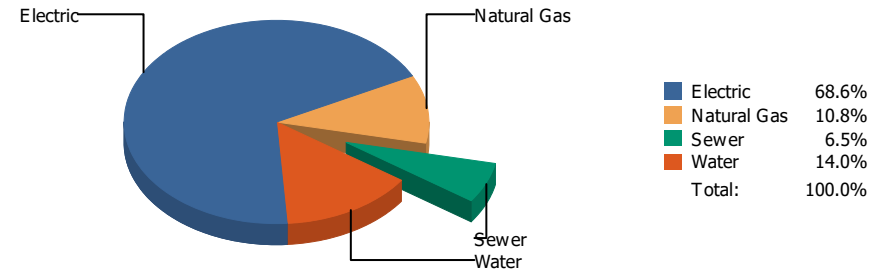


Commodity	Common Use	Energy Use	Energy Use / Area	Total Cost	Cost / Unit	Cost / Area
Place: [ADDRESS] ADDRESS 001 [BUILDING]						
Area: 266,968 ft²						
Billing Period: Nov 2023						
ELECTRIC	129,866.00 kWh	443,103 Kbtu	1.660 Kbtu/ft ²	\$13,573.72	\$0.105 /kWh	\$0.050 /ft ²
NATURALGAS	1,418.00 CCF	146,905 Kbtu	0.550 Kbtu/ft ²	\$3,567.61	\$2.516 /CCF	\$0.013 /ft ²
SEWER	1,346.00 CCF			\$6,627.31	\$4.924 /CCF	\$0.025 /ft ²
WATER	354.00 CCF			\$2,534.88	\$7.161 /CCF	\$0.009 /ft ²
Totals:		590,008 Kbtu	2.210 Kbtu/ft²	\$26,303.52		

Energy

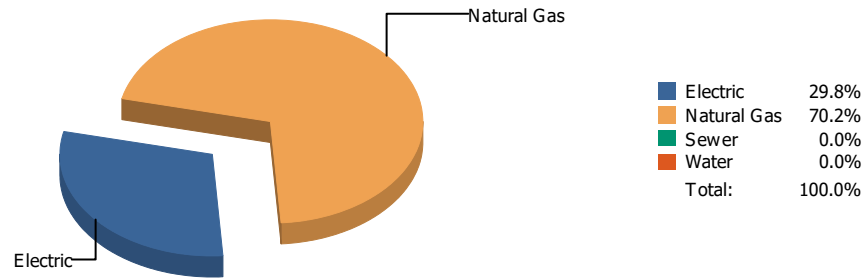


Cost

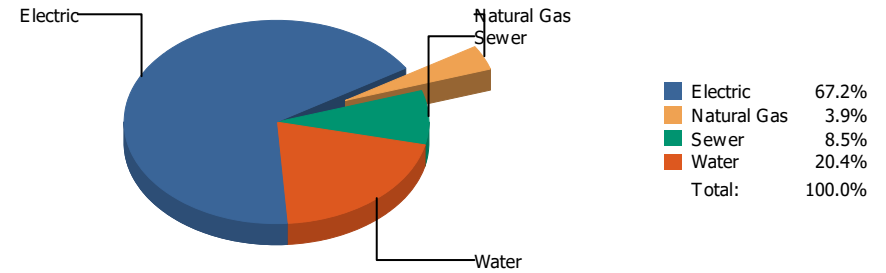


Commodity	Common Use	Energy Use	Energy Use / Area	Total Cost	Cost / Unit	Cost / Area
Place: [AOY] AOY 103 [BUILDING]						
Area: 105,486 ft²						
Billing Period: Nov 2023						
ELECTRIC	51,530.00 kWh	175,820 Kbtu	1.667 Kbtu/ft ²	\$9,013.95	\$0.175 /kWh	\$0.085 /ft ²
NATURALGAS	134.00 CCF	13,882 Kbtu	0.132 Kbtu/ft ²	\$1,423.09	\$10.620 /CCF	\$0.013 /ft ²
SEWER	37.00 CCF			\$856.59	\$23.151 /CCF	\$0.008 /ft ²
WATER	188.00 CCF			\$1,845.98	\$9.819 /CCF	\$0.017 /ft ²
Totals:		189,703 Kbtu	1.798 Kbtu/ft²	\$13,139.61		

Energy

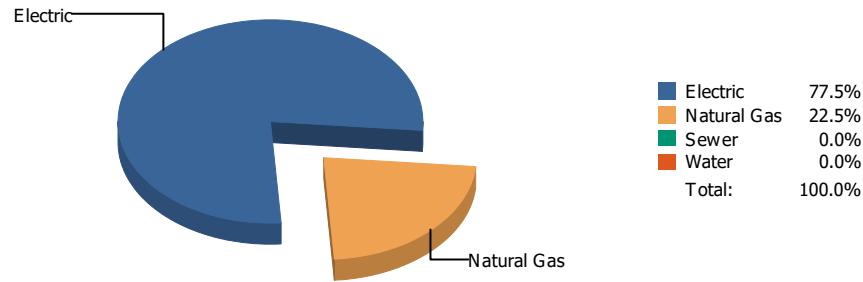


Cost

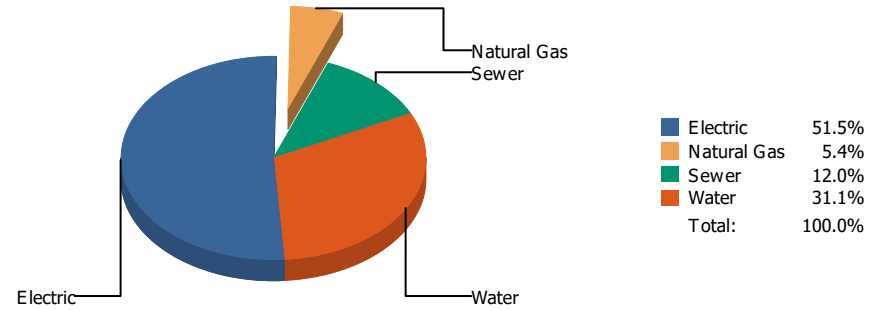


Commodity	Common Use	Energy Use	Energy Use / Area	Total Cost	Cost / Unit	Cost / Area
Place: [ARCHIE_DURAN-ELE] ARCHIE DURAN [BUILDING]						
Area: 0 ft²						
Billing Period: Nov 2023						
ELECTRIC	5,100.00 kWh	17,401 Kbtu		\$6,030.72	\$1.182 /kWh	
NATURALGAS	395.00 CCF	40,922 Kbtu		\$353.29	\$0.894 /CCF	
SEWER	49.00 CCF			\$766.30	\$15.639 /CCF	
WATER	189.00 CCF			\$1,829.12	\$9.678 /CCF	
Totals:		58,323 Kbtu		\$8,979.43		

Energy

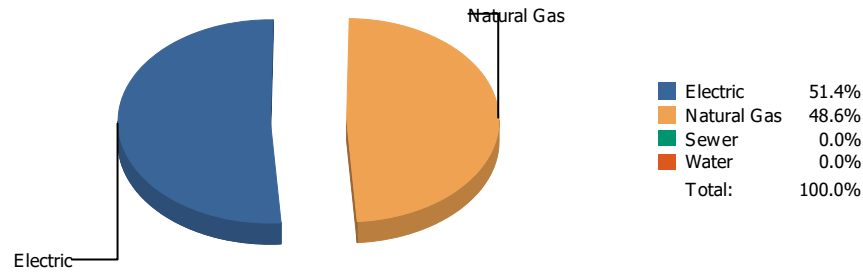


Cost

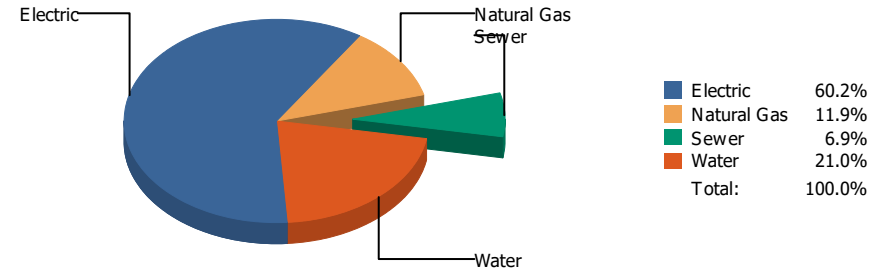


Commodity	Common Use	Energy Use	Energy Use / Area	Total Cost	Cost / Unit	Cost / Area
Place: [AUSTIN] AUSTIN 002 [BUILDING]						
Area: 269,216 ft²						
Billing Period: Nov 2023						
ELECTRIC	116,082.00 kWh	396,072 Kbtu	1.471 Kbtu/ft ²	\$14,380.53	\$0.124 /kWh	\$0.053 /ft ²
NATURALGAS	1,108.00 CCF	114,789 Kbtu	0.426 Kbtu/ft ²	\$1,498.95	\$1.353 /CCF	\$0.005 /ft ²
SEWER	447.00 CCF			\$3,363.89	\$7.525 /CCF	\$0.012 /ft ²
WATER	1,338.00 CCF			\$8,694.56	\$6.498 /CCF	\$0.032 /ft ²
Totals:		510,861 Kbtu	1.898 Kbtu/ft²	\$27,937.93		

Energy



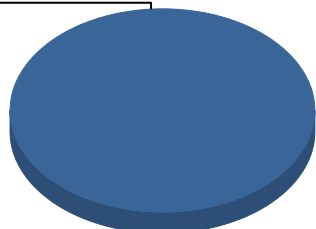
Cost



Commodity	Common Use	Energy Use	Energy Use / Area	Total Cost	Cost / Unit	Cost / Area
Place: [BARRONELEMENTARY] BARRON ELEMENTARY 165 [BUILDING]						
Area: 87,818 ft²						
Billing Period: Nov 2023						
ELECTRIC	51,157.00 kWh	174,548 Kbtu	1.988 Kbtu/ft ²	\$6,946.31	\$0.136 /kWh	\$0.079 /ft ²
NATURALGAS	1,592.00 CCF	164,931 Kbtu	1.878 Kbtu/ft ²	\$1,372.30	\$0.862 /CCF	\$0.016 /ft ²
SEWER	41.00 CCF			\$799.80	\$19.507 /CCF	\$0.009 /ft ²
WATER	369.00 CCF			\$2,426.25	\$6.575 /CCF	\$0.028 /ft ²
Totals:		339,479 Kbtu	3.866 Kbtu/ft²	\$11,544.66		

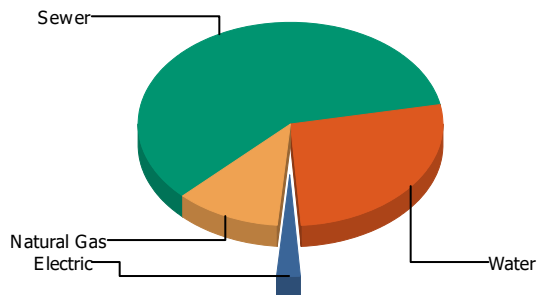
Energy

Electric



Electric	100.0%
Natural Gas	0.0%
Sewer	0.0%
Water	0.0%
Total:	100.0%

Cost

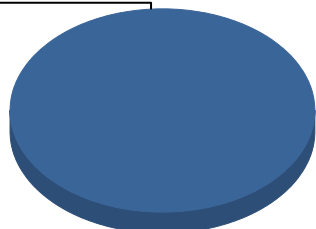


Electric	2.5%
Natural Gas	11.0%
Sewer	59.4%
Water	27.0%
Total:	100.0%

Commodity	Common Use	Energy Use	Energy Use / Area	Total Cost	Cost / Unit	Cost / Area
Place: [BASSETT] BASSETT 049 [BUILDING]						
Area: 174,250 ft²						
Billing Period: Nov 2023						
ELECTRIC	346.00 kWh	1,181 Kbtu	0.007 Kbtu/ft ²	\$107.31	\$0.310 /kWh	\$0.001 /ft ²
NATURALGAS	0.00 CCF	0 Kbtu	0.000 Kbtu/ft ²	\$463.96	\$0.000 /CCF	\$0.003 /ft ²
SEWER	563.00 CCF			\$2,505.41	\$4.450 /CCF	\$0.014 /ft ²
WATER	153.00 CCF			\$1,138.41	\$7.441 /CCF	\$0.006 /ft ²
Totals:		1,181 Kbtu	0.007 Kbtu/ft²	\$4,215.09		

Energy

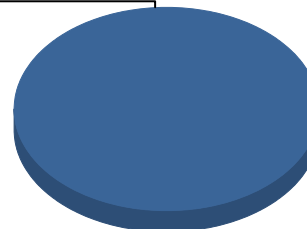
Electric



■ Electric 100.0%
Total: 100.0%

Cost

Electric

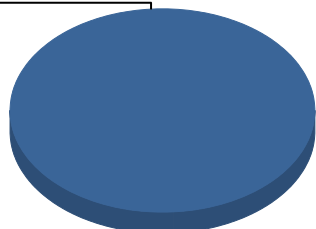


■ Electric 100.0%
Total: 100.0%

Commodity	Common Use	Energy Use	Energy Use / Area	Total Cost	Cost / Unit	Cost / Area
Place: [BEALL] BEALL 104 [BUILDING]						
Area: 74,454 ft²						
Billing Period: Nov 2023						
ELECTRIC	1,139.00 kWh	3,886 Kbtu	0.052 Kbtu/ft ²	\$167.84	\$0.147 /kWh	\$0.002 /ft ²
Totals:		3,886 Kbtu	0.052 Kbtu/ft²	\$167.84		

Energy

Electric

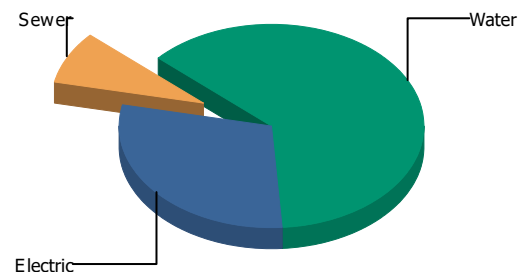


Electric 100.0%
 Sewer 0.0%
 Water 0.0%
 Total: 100.0%

Cost

Sewer

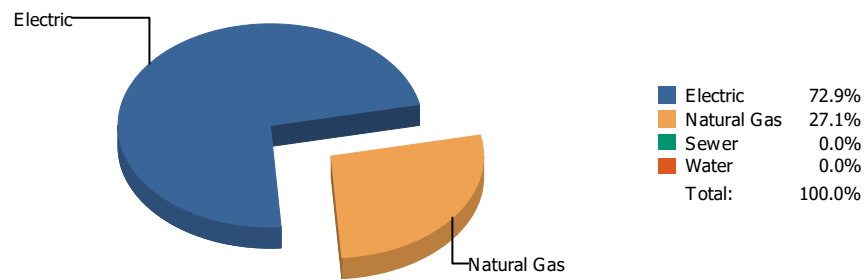
Electric



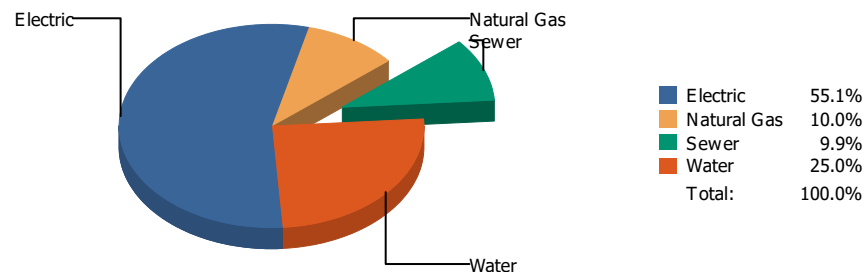
Electric 29.4%
 Sewer 8.2%
 Water 62.3%
 Total: 100.0%

Commodity	Common Use	Energy Use	Energy Use / Area	Total Cost	Cost / Unit	Cost / Area
Place: [BLISS] BLISS 105 [BUILDING]						
Area: 78,820 ft²						
Billing Period: Nov 2023						
ELECTRIC	20,017.00 kWh	68,298 Kbtu	0.867 Kbtu/ft ²	\$2,487.65	\$0.124 /kWh	\$0.031 /ft ²
SEWER	84.00 CCF			\$694.79	\$8.271 /CCF	\$0.009 /ft ²
WATER	602.00 CCF			\$5,265.43	\$8.747 /CCF	\$0.067 /ft ²
Totals:		68,298 Kbtu	0.867 Kbtu/ft²	\$8,447.87		

Energy

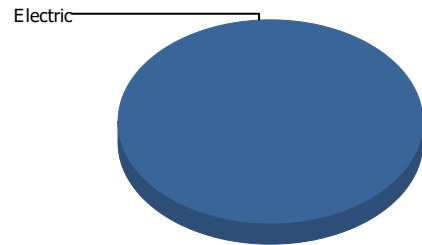


Cost



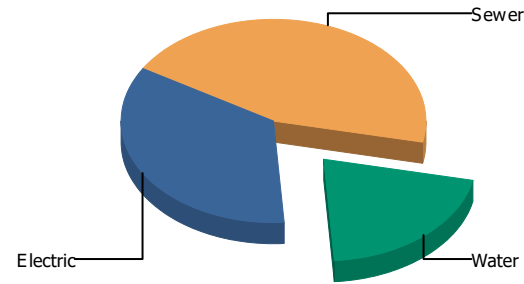
Commodity	Common Use	Energy Use	Energy Use / Area	Total Cost	Cost / Unit	Cost / Area
Place: [BOBBY_JOE_HILL] BOBBY JOE HILL 059 [BUILDING]						
Area: 0 ft²						
Billing Period: Nov 2023						
ELECTRIC	72,031.00 kWh	245,770 Kbtu		\$7,800.99	\$0.108 /kWh	
NATURALGAS	884.00 CCF	91,582 Kbtu		\$1,413.32	\$1.599 /CCF	
SEWER	119.00 CCF			\$1,408.17	\$11.833 /CCF	
WATER	660.00 CCF			\$3,535.33	\$5.357 /CCF	
Totals:		337,352 Kbtu		\$14,157.81		

Energy



Electric 100.0%
 Sewer 0.0%
 Water 0.0%
 Total: 100.0%

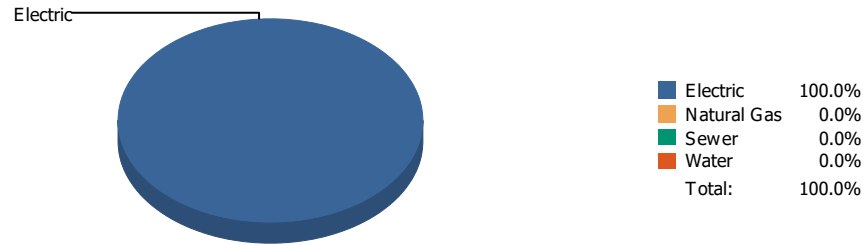
Cost



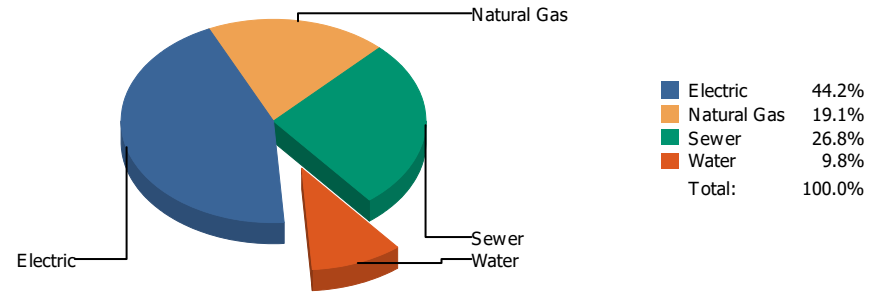
Electric 34.7%
 Sewer 44.6%
 Water 20.7%
 Total: 100.0%

Commodity	Common Use	Energy Use	Energy Use / Area	Total Cost	Cost / Unit	Cost / Area
Place: [BOND_2] BOND 160 [BUILDING]						
Area: 89,988 ft²						
Billing Period: Nov 2023						
ELECTRIC	4,192.00 kWh	14,303 Kbtu	0.159 Kbtu/ft ²	\$447.53	\$0.107 /kWh	\$0.005 /ft ²
SEWER	7.00 CCF			\$574.42	\$82.060 /CCF	\$0.006 /ft ²
WATER	0.00 CCF			\$266.55	\$0.000 /CCF	\$0.003 /ft ²
Totals:		14,303 Kbtu	0.159 Kbtu/ft²	\$1,288.50		

Energy

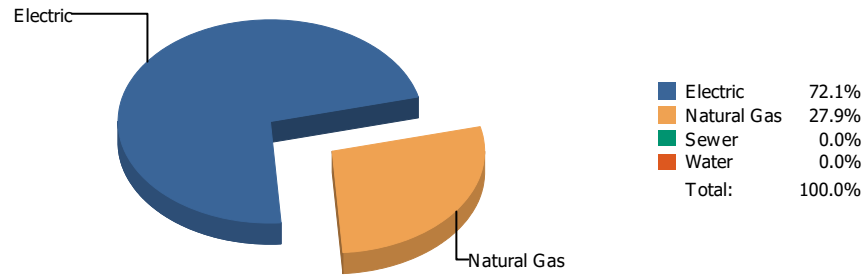


Cost

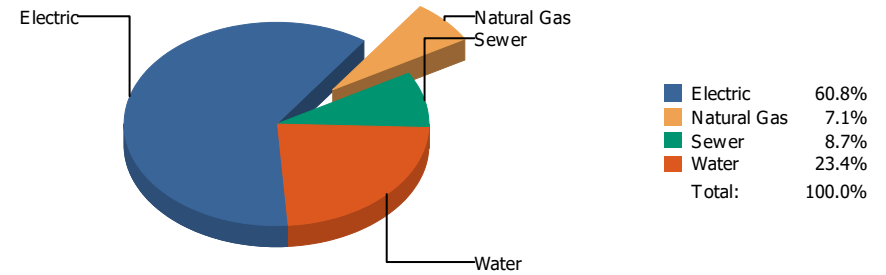


Commodity	Common Use	Energy Use	Energy Use / Area	Total Cost	Cost / Unit	Cost / Area
Place: [BONHAM] BONHAM 106 [BUILDING]						
Area: 53,522 ft²						
Billing Period: Nov 2023						
ELECTRIC	3,969.00 kWh	13,542 Kbtu	0.253 Kbtu/ft ²	\$535.06	\$0.135 /kWh	\$0.010 /ft ²
NATURALGAS	0.00 CCF	0 Kbtu	0.000 Kbtu/ft ²	\$231.98	\$0.000 /CCF	\$0.004 /ft ²
SEWER	5.00 CCF			\$325.24	\$65.048 /CCF	\$0.006 /ft ²
WATER	0.00 CCF			\$119.31	\$0.000 /CCF	\$0.002 /ft ²
Totals:		13,542 Kbtu	0.253 Kbtu/ft²	\$1,211.59		

Energy

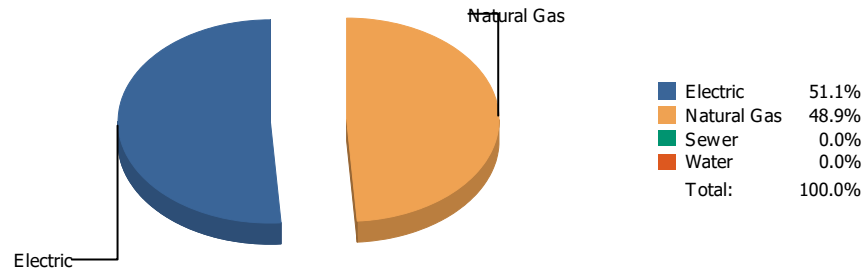


Cost

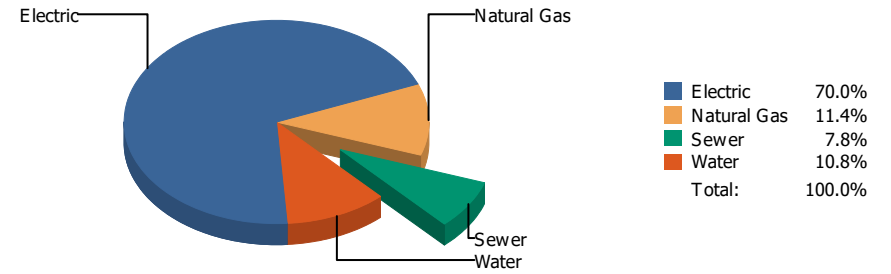


Commodity	Common Use	Energy Use	Energy Use / Area	Total Cost	Cost / Unit	Cost / Area
Place: [BOWIE] BOWIE 003 [BUILDING]						
Area: 282,931 ft²						
Billing Period: Nov 2023						
ELECTRIC	187,109.00 kWh	638,416 Kbtu	2.256 Kbtu/ft ²	\$18,611.43	\$0.099 /kWh	\$0.066 /ft ²
NATURALGAS	2,381.00 CCF	246,672 Kbtu	0.872 Kbtu/ft ²	\$2,169.44	\$0.911 /CCF	\$0.008 /ft ²
SEWER	406.00 CCF			\$2,663.72	\$6.561 /CCF	\$0.009 /ft ²
WATER	1,785.00 CCF			\$7,167.99	\$4.016 /CCF	\$0.025 /ft ²
Totals:		885,088 Kbtu	3.128 Kbtu/ft²	\$30,612.58		

Energy

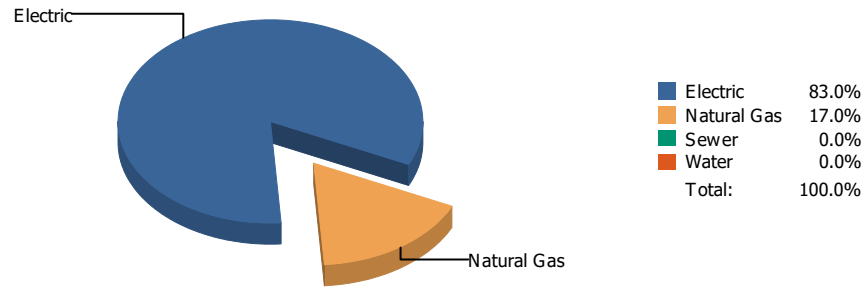


Cost

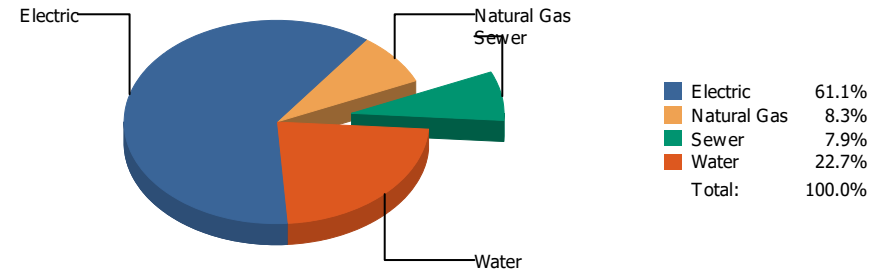


Commodity	Common Use	Energy Use	Energy Use / Area	Total Cost	Cost / Unit	Cost / Area
Place: [BROWN] BROWN MIDDLE SCHOOL 056 [BUILDING]						
Area: 173,263 ft²						
Billing Period: Nov 2023						
ELECTRIC	62,600.00 kWh	213,591 Kbtu	1.233 Kbtu/ft ²	\$10,088.56	\$0.161 /kWh	\$0.058 /ft ²
NATURALGAS	1,971.00 CCF	204,196 Kbtu	1.179 Kbtu/ft ²	\$1,643.78	\$0.834 /CCF	\$0.009 /ft ²
SEWER	143.00 CCF			\$1,121.62	\$7.843 /CCF	\$0.006 /ft ²
WATER	274.00 CCF			\$1,560.81	\$5.696 /CCF	\$0.009 /ft ²
Totals:		417,787 Kbtu	2.411 Kbtu/ft²	\$14,414.77		

Energy



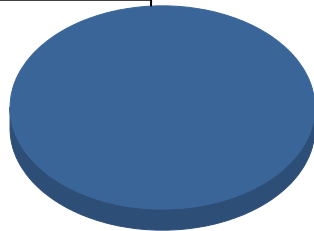
Cost



Commodity	Common Use	Energy Use	Energy Use / Area	Total Cost	Cost / Unit	Cost / Area
Place: [BURGES] BURGESS 004 [BUILDING]						
Area: 241,219 ft²						
Billing Period: Nov 2023						
ELECTRIC	126,208.00 kWh	430,622 Kbtu	1.785 Kbtu/ft ²	\$16,579.56	\$0.131 /kWh	\$0.068 /ft ²
NATURALGAS	853.00 CCF	88,371 Kbtu	0.366 Kbtu/ft ²	\$2,242.10	\$2.628 /CCF	\$0.009 /ft ²
SEWER	195.00 CCF			\$2,153.82	\$11.045 /CCF	\$0.009 /ft ²
WATER	671.00 CCF			\$6,144.27	\$9.157 /CCF	\$0.025 /ft ²
Totals:		518,992 Kbtu	2.152 Kbtu/ft²	\$27,119.75		

Energy

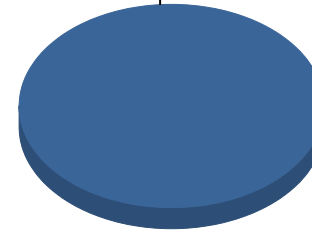
Electric



■ Electric 100.0%
Total: 100.0%

Cost

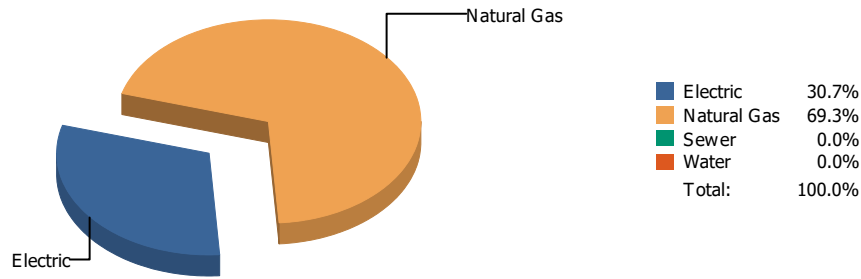
Electric



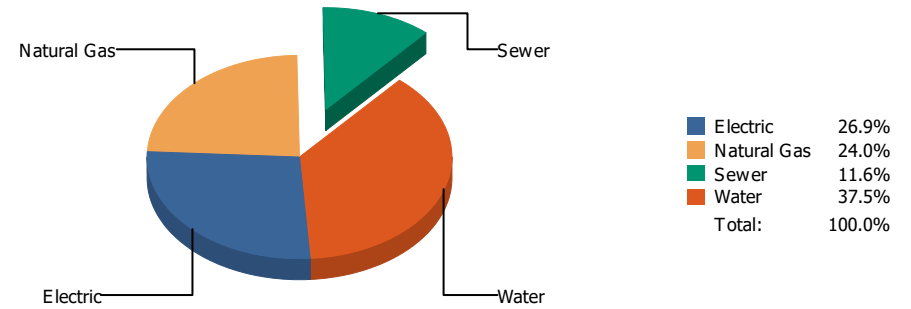
■ Electric 100.0%
Total: 100.0%

Commodity	Common Use	Energy Use	Energy Use / Area	Total Cost	Cost / Unit	Cost / Area
Place: [BURLESON] BURLESON 107 [BUILDING]						
Area: 73,772 ft²						
Billing Period: Nov 2023						
ELECTRIC	899.00 kWh	3,067 Kbtu	0.042 Kbtu/ft ²	\$161.26	\$0.179 /kWh	\$0.002 /ft ²
Totals:		3,067 Kbtu	0.042 Kbtu/ft²	\$161.26		

Energy

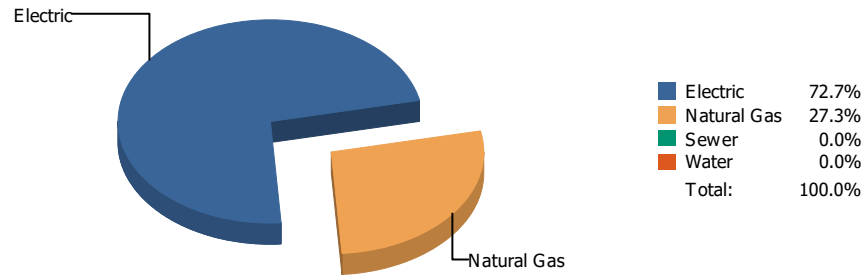


Cost

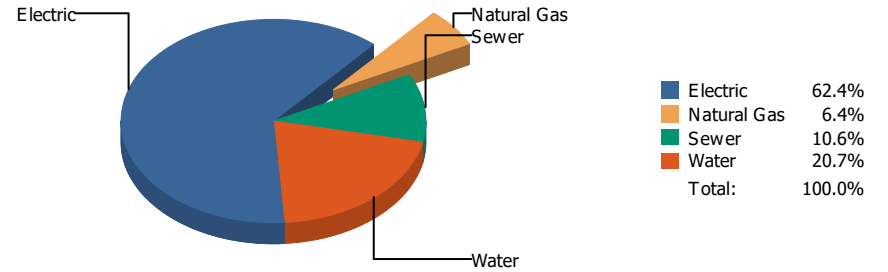


Commodity	Common Use	Energy Use	Energy Use / Area	Total Cost	Cost / Unit	Cost / Area
Place: [BURNET] BURNET 108 [BUILDING]						
Area: 50,520 ft²						
Billing Period: Nov 2023						
ELECTRIC	8,755.00 kWh	29,872 Kbtu	0.591 Kbtu/ft ²	\$1,043.50	\$0.119 /kWh	\$0.020 /ft ²
NATURALGAS	651.00 CCF	67,444 Kbtu	1.335 Kbtu/ft ²	\$930.44	\$1.429 /CCF	\$0.018 /ft ²
SEWER	29.00 CCF			\$451.00	\$15.552 /CCF	\$0.009 /ft ²
WATER	203.00 CCF			\$1,451.89	\$7.152 /CCF	\$0.029 /ft ²
Totals:		97,316 Kbtu	1.926 Kbtu/ft²	\$3,876.83		

Energy

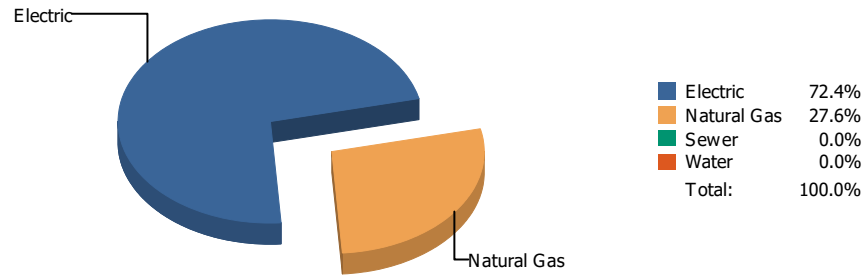


Cost

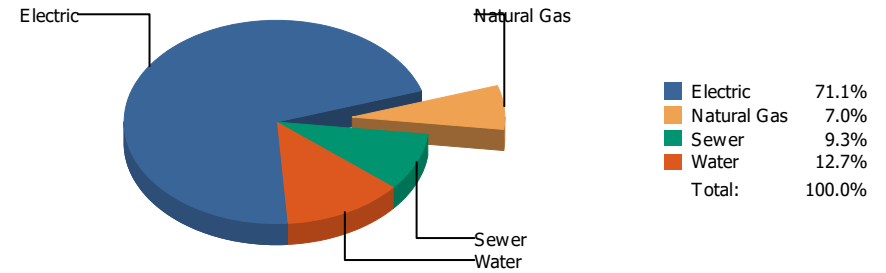


Commodity	Common Use	Energy Use	Energy Use / Area	Total Cost	Cost / Unit	Cost / Area
Place: [CANYON-HILLS] CANYON HILLS 043 [BUILDING]						
Area: 133,149 ft²						
Billing Period: Nov 2023						
ELECTRIC	77,720.00 kWh	265,181 Kbtu	1.992 Kbtu/ft ²	\$11,282.34	\$0.145 /kWh	\$0.085 /ft ²
NATURALGAS	959.00 CCF	99,352 Kbtu	0.746 Kbtu/ft ²	\$1,150.77	\$1.200 /CCF	\$0.009 /ft ²
SEWER	200.00 CCF			\$1,918.16	\$9.591 /CCF	\$0.014 /ft ²
WATER	496.00 CCF			\$3,737.35	\$7.535 /CCF	\$0.028 /ft ²
Totals:		364,533 Kbtu	2.738 Kbtu/ft²	\$18,088.62		

Energy

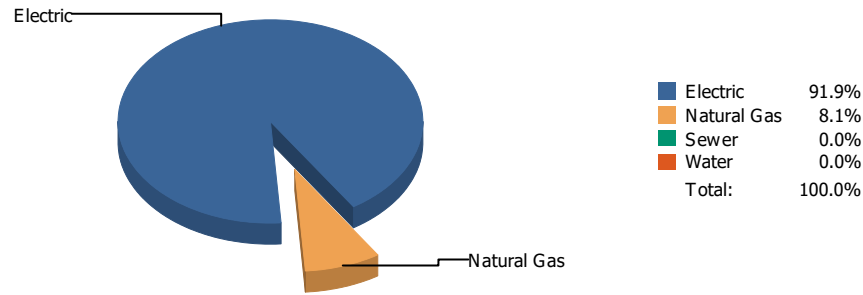


Cost

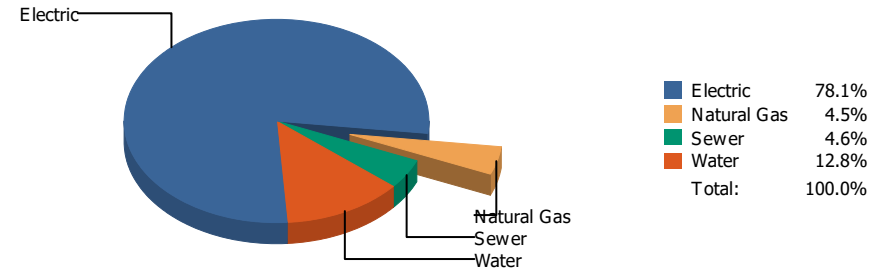


Commodity	Common Use	Energy Use	Energy Use / Area	Total Cost	Cost / Unit	Cost / Area
Place: [CAREER] CAREER AND TECHNOLOGY [BUILDING]						
Area: 146,485 ft²						
Billing Period: Nov 2023						
ELECTRIC	49,862.00 kWh	170,129 Kbtu	1.161 Kbtu/ft ²	\$6,925.15	\$0.139 /kWh	\$0.047 /ft ²
NATURALGAS	625.00 CCF	64,750 Kbtu	0.442 Kbtu/ft ²	\$679.45	\$1.087 /CCF	\$0.005 /ft ²
SEWER	103.00 CCF			\$902.26	\$8.760 /CCF	\$0.006 /ft ²
WATER	207.00 CCF			\$1,238.80	\$5.985 /CCF	\$0.008 /ft ²
Totals:		234,879 Kbtu	1.603 Kbtu/ft²	\$9,745.66		

Energy



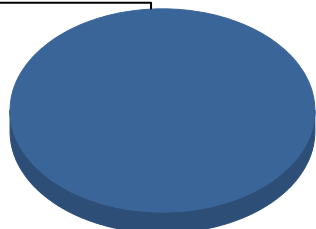
Cost



Commodity	Common Use	Energy Use	Energy Use / Area	Total Cost	Cost / Unit	Cost / Area
Place: [CENTRAL_OFFICE_STANTON] CENTRAL OFFICE STANTON [BUILDING]						
Area: 131,287 ft²						
Billing Period: Nov 2023						
ELECTRIC	118,919.00 kWh	405,752 Kbtu	3.091 Kbtu/ft ²	\$12,243.47	\$0.103 /kWh	\$0.093 /ft ²
NATURALGAS	346.00 CCF	35,846 Kbtu	0.273 Kbtu/ft ²	\$710.82	\$2.054 /CCF	\$0.005 /ft ²
SEWER	35.00 CCF			\$713.38	\$20.382 /CCF	\$0.005 /ft ²
WATER	124.00 CCF			\$2,007.98	\$16.193 /CCF	\$0.015 /ft ²
Totals:		441,597 Kbtu	3.364 Kbtu/ft²	\$15,675.65		

Energy

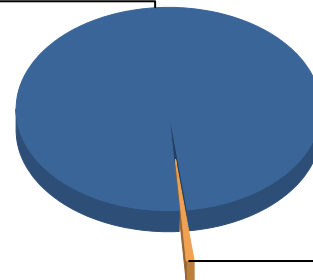
Electric



■ Electric 100.0%
 ■ Water 0.0%
 Total: 100.0%

Cost

Electric

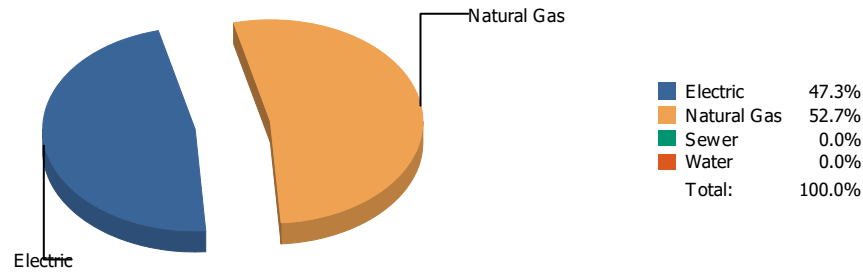


■ Electric 99.3%
 ■ Water 0.7%
 Total: 100.0%

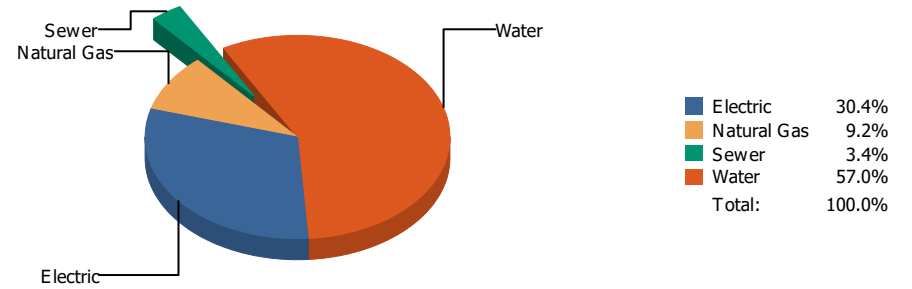
Water

Commodity	Common Use	Energy Use	Energy Use / Area	Total Cost	Cost / Unit	Cost / Area
Place: [CHAPIN] CHAPIN 012 [BUILDING]						
Area: 273,727 ft²						
Billing Period: Nov 2023						
ELECTRIC	250,505.00 kWh	854,723 Kbtu	3.123 Kbtu/ft ²	\$24,153.62	\$0.096 /kWh	\$0.088 /ft ²
WATER	0.00 CCF			\$181.02	\$0.000 /CCF	\$0.001 /ft ²
Totals:		854,723 Kbtu	3.123 Kbtu/ft²	\$24,334.64		

Energy

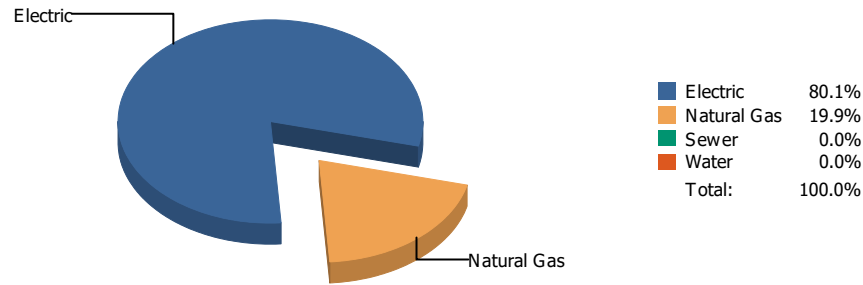


Cost

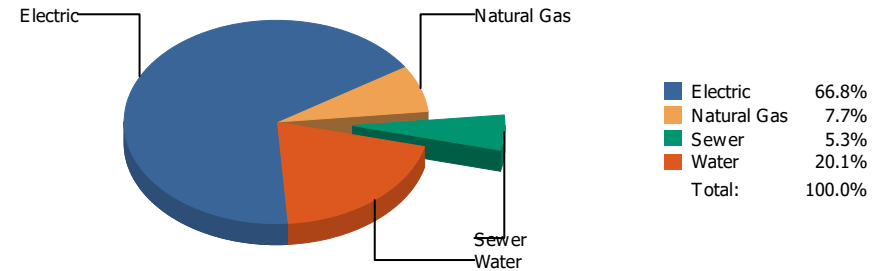


Commodity	Common Use	Energy Use	Energy Use / Area	Total Cost	Cost / Unit	Cost / Area
Place: [CHARLES] H.E. CHARLES 045 [BUILDING]						
Area: 107,867 ft²						
Billing Period: Nov 2023						
ELECTRIC	44,909.00 kWh	153,230 Kbtu	1.421 Kbtu/ft ²	\$5,418.77	\$0.121 /kWh	\$0.050 /ft ²
NATURALGAS	1,647.00 CCF	170,629 Kbtu	1.582 Kbtu/ft ²	\$1,643.66	\$0.998 /CCF	\$0.015 /ft ²
SEWER	5.00 CCF			\$599.98	\$119.996 /CCF	\$0.006 /ft ²
WATER	1,160.00 CCF			\$10,137.04	\$8.739 /CCF	\$0.094 /ft ²
Totals:		323,859 Kbtu	3.002 Kbtu/ft²	\$17,799.45		

Energy

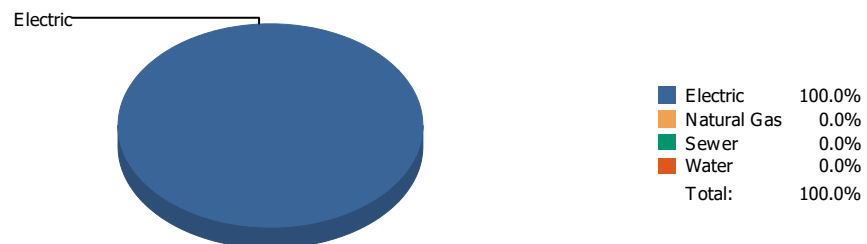


Cost

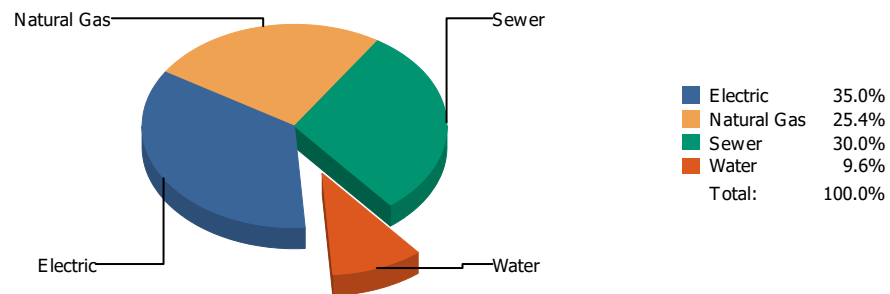


Commodity	Common Use	Energy Use	Energy Use / Area	Total Cost	Cost / Unit	Cost / Area
Place: [CIELO-VISTA] CIELO VISTA 151 [BUILDING]						
Area: 66,034 ft²						
Billing Period: Nov 2023						
ELECTRIC	40,620.00 kWh	138,595 Kbtu	2.099 Kbtu/ft ²	\$6,088.07	\$0.150 /kWh	\$0.092 /ft ²
NATURALGAS	332.00 CCF	34,395 Kbtu	0.521 Kbtu/ft ²	\$704.60	\$2.122 /CCF	\$0.011 /ft ²
SEWER	28.00 CCF			\$483.11	\$17.254 /CCF	\$0.007 /ft ²
WATER	349.00 CCF			\$1,832.66	\$5.251 /CCF	\$0.028 /ft ²
Totals:		172,991 Kbtu	2.620 Kbtu/ft²	\$9,108.44		

Energy

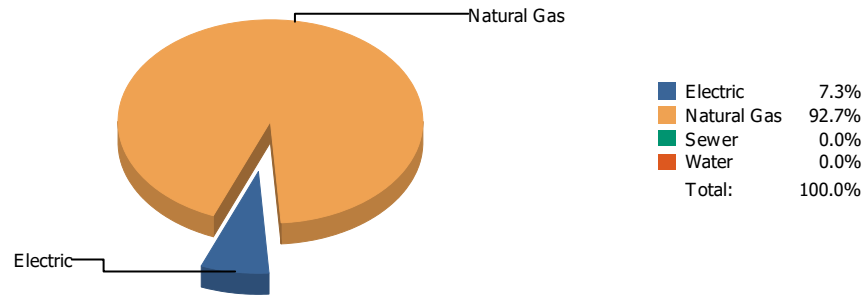


Cost

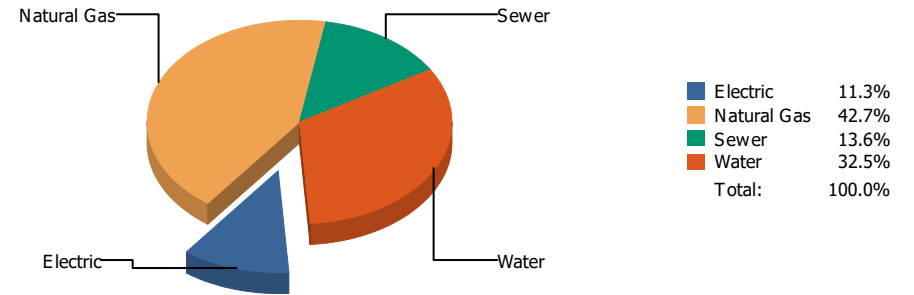


Commodity	Common Use	Energy Use	Energy Use / Area	Total Cost	Cost / Unit	Cost / Area
Place: [CLARDY] CLARDY 109 [BUILDING]						
Area: 70,700 ft²						
Billing Period: Nov 2023						
ELECTRIC	4,993.00 kWh	17,036 Kbtu	0.241 Kbtu/ft ²	\$640.65	\$0.128 /kWh	\$0.009 /ft ²
NATURALGAS	0.00 CCF	0 Kbtu	0.000 Kbtu/ft ²	\$463.96	\$0.000 /CCF	\$0.006 /ft ²
SEWER	0.00 CCF			\$547.96	\$0.000 /CCF	\$0.008 /ft ²
WATER	0.00 CCF			\$176.04	\$0.000 /CCF	\$0.002 /ft ²
Totals:		17,036 Kbtu	0.241 Kbtu/ft²	\$1,828.61		

Energy

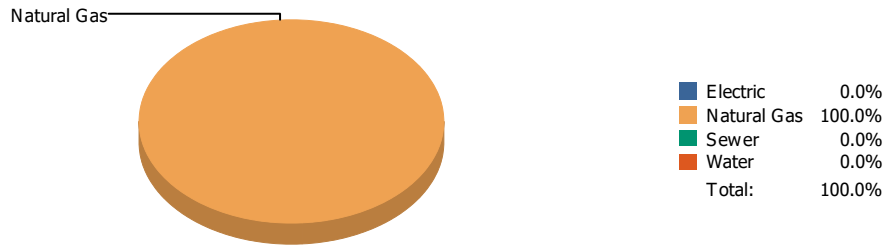


Cost

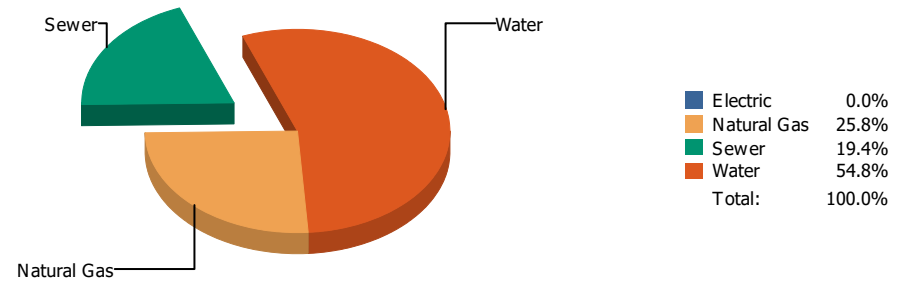


Commodity	Common Use	Energy Use	Energy Use / Area	Total Cost	Cost / Unit	Cost / Area
Place: [CLENDENIN] CLENDENIN 149 [BUILDING]						
Area: 62,721 ft²						
Billing Period: Nov 2023						
ELECTRIC	1,117.00 kWh	3,811 Kbtu	0.061 Kbtu/ft ²	\$150.77	\$0.135 /kWh	\$0.002 /ft ²
NATURALGAS	468.00 CCF	48,485 Kbtu	0.773 Kbtu/ft ²	\$571.16	\$1.220 /CCF	\$0.009 /ft ²
SEWER	3.00 CCF			\$182.03	\$60.677 /CCF	\$0.003 /ft ²
WATER	54.00 CCF			\$434.70	\$8.050 /CCF	\$0.007 /ft ²
Totals:		52,296 Kbtu	0.834 Kbtu/ft²	\$1,338.66		

Energy

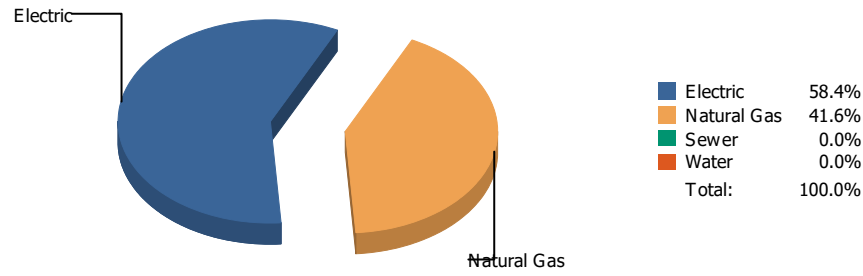


Cost

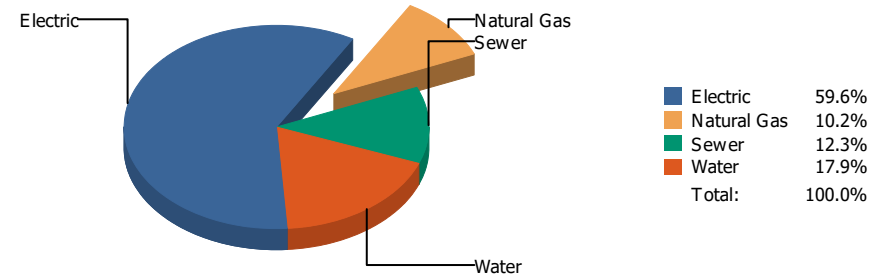


Commodity	Common Use	Energy Use	Energy Use / Area	Total Cost	Cost / Unit	Cost / Area
Place: [COLDWELL] COLDWELL 110 [BUILDING]						
Area: 67,310 ft²						
Billing Period: Nov 2023						
ELECTRIC	0.00 kWh	0 Kbtu	0.000 Kbtu/ft ²	\$0.00	\$0.000 /kWh	\$0.000 /ft ²
NATURALGAS	580.00 CCF	60,088 Kbtu	0.893 Kbtu/ft ²	\$884.05	\$1.524 /CCF	\$0.013 /ft ²
SEWER	50.00 CCF			\$666.03	\$13.321 /CCF	\$0.010 /ft ²
WATER	300.00 CCF			\$1,882.10	\$6.274 /CCF	\$0.028 /ft ²
Totals:		60,088 Kbtu	0.893 Kbtu/ft²	\$3,432.18		

Energy

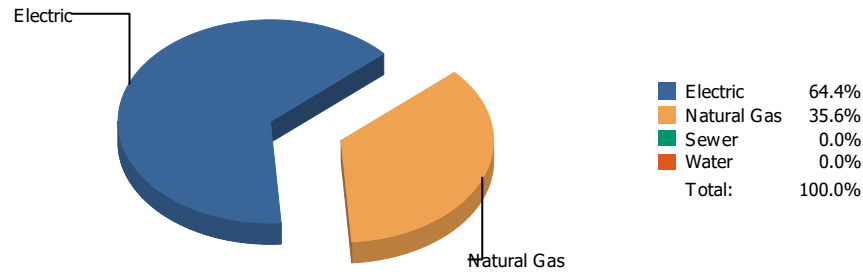


Cost

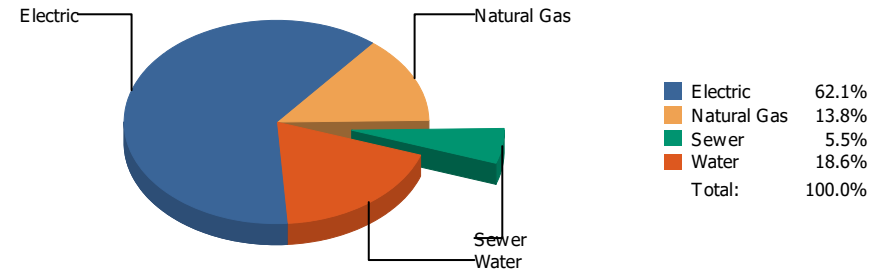


Commodity	Common Use	Energy Use	Energy Use / Area	Total Cost	Cost / Unit	Cost / Area
Place: [COOLEY] COOLEY 111 [BUILDING]						
Area: 95,590 ft²						
Billing Period: Nov 2023						
ELECTRIC	46,200.00 kWh	157,634 Kbtu	1.649 Kbtu/ft ²	\$7,285.38	\$0.158 /kWh	\$0.076 /ft ²
NATURALGAS	1,082.00 CCF	112,095 Kbtu	1.173 Kbtu/ft ²	\$1,248.21	\$1.154 /CCF	\$0.013 /ft ²
SEWER	126.00 CCF			\$1,501.27	\$11.915 /CCF	\$0.016 /ft ²
WATER	312.00 CCF			\$2,193.91	\$7.032 /CCF	\$0.023 /ft ²
Totals:		269,730 Kbtu	2.822 Kbtu/ft²	\$12,228.77		

Energy

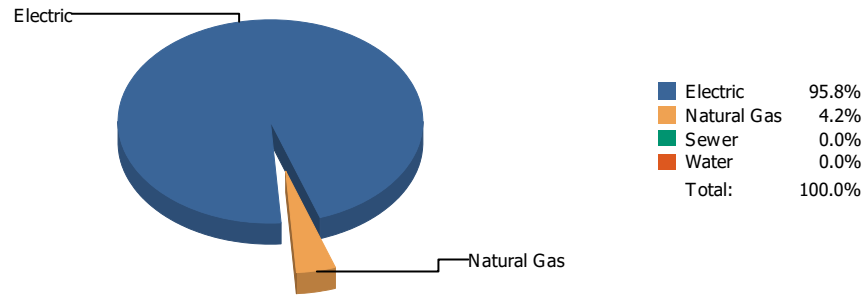


Cost

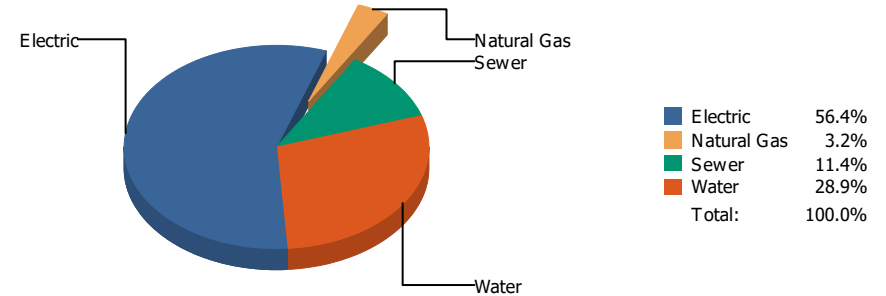


Commodity	Common Use	Energy Use	Energy Use / Area	Total Cost	Cost / Unit	Cost / Area
Place: [CORONADO] CORONADO 005 [BUILDING]						
Area: 406,757 ft²						
Billing Period: Nov 2023						
ELECTRIC	185,153.00 kWh	631,742 Kbtu	1.553 Kbtu/ft ²	\$28,088.67	\$0.152 /kWh	\$0.068 /ft ²
NATURALGAS	3,371.00 CCF	349,236 Kbtu	0.859 Kbtu/ft ²	\$6,268.04	\$1.859 /CCF	\$0.014 /ft ²
SEWER	441.00 CCF			\$2,501.88	\$5.673 /CCF	\$0.006 /ft ²
WATER	2,392.00 CCF			\$8,402.26	\$3.513 /CCF	\$0.020 /ft ²
Totals:		980,978 Kbtu	2.412 Kbtu/ft²	\$45,260.85		

Energy

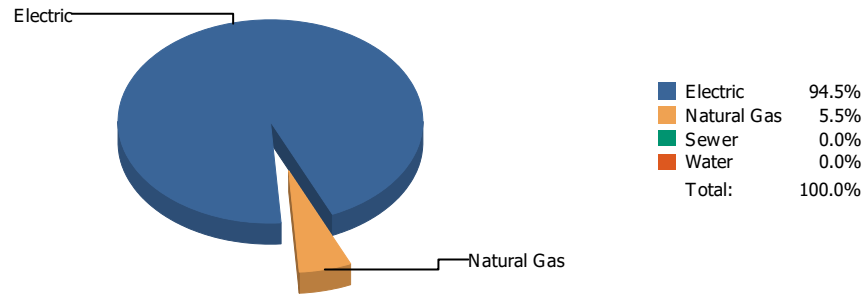


Cost

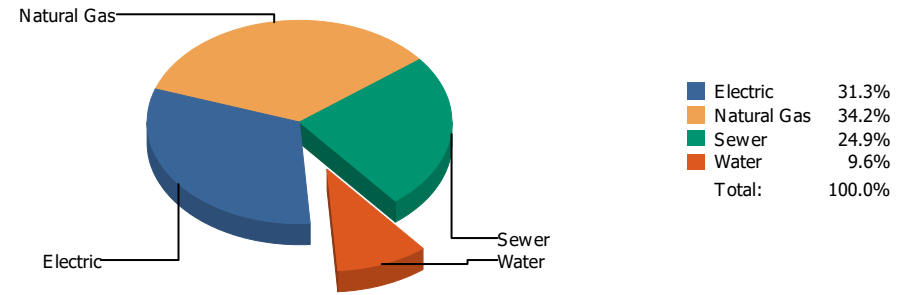


Commodity	Common Use	Energy Use	Energy Use / Area	Total Cost	Cost / Unit	Cost / Area
Place: [CROCKETT_1] CROCKETT 112 [BUILDING]						
Area: 92,585 ft²						
Billing Period: Nov 2023						
ELECTRIC	33,053.00 kWh	112,777 Kbtu	1.218 Kbtu/ft ²	\$4,635.22	\$0.140 /kWh	\$0.050 /ft ²
NATURALGAS	48.00 CCF	4,973 Kbtu	0.054 Kbtu/ft ²	\$266.57	\$5.554 /CCF	\$0.003 /ft ²
SEWER	113.00 CCF			\$939.21	\$8.312 /CCF	\$0.010 /ft ²
WATER	335.00 CCF			\$2,372.26	\$7.081 /CCF	\$0.025 /ft ²
Totals:		117,750 Kbtu	1.272 Kbtu/ft²	\$8,213.26		

Energy

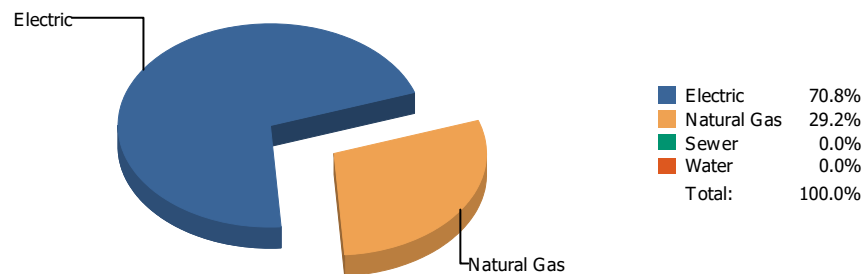


Cost

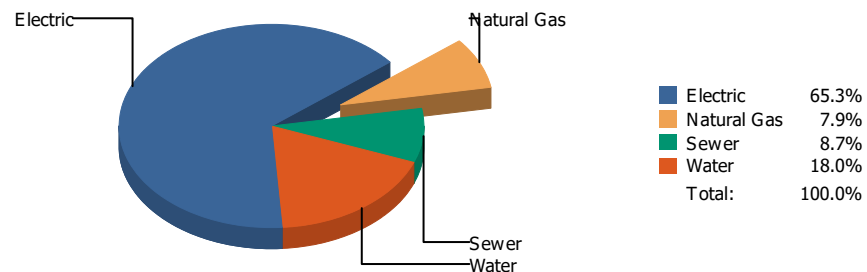


Commodity	Common Use	Energy Use	Energy Use / Area	Total Cost	Cost / Unit	Cost / Area
Place: [CROSBY] CROSBY 113 [BUILDING]						
Area: 83,100 ft²						
Billing Period: Nov 2023						
ELECTRIC	4,195.00 kWh	14,313 Kbtu	0.172 Kbtu/ft ²	\$430.37	\$0.103 /kWh	\$0.005 /ft ²
NATURALGAS	8.00 CCF	829 Kbtu	0.010 Kbtu/ft ²	\$469.70	\$58.713 /CCF	\$0.006 /ft ²
SEWER	0.00 CCF			\$341.38	\$0.000 /CCF	\$0.004 /ft ²
WATER	0.00 CCF			\$131.94	\$0.000 /CCF	\$0.001 /ft ²
Totals:		15,142 Kbtu	0.182 Kbtu/ft²	\$1,373.39		

Energy

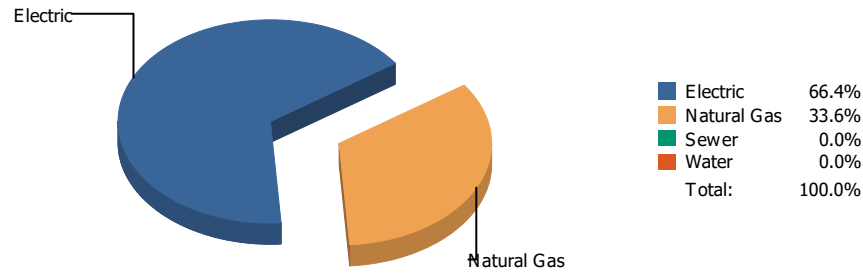


Cost

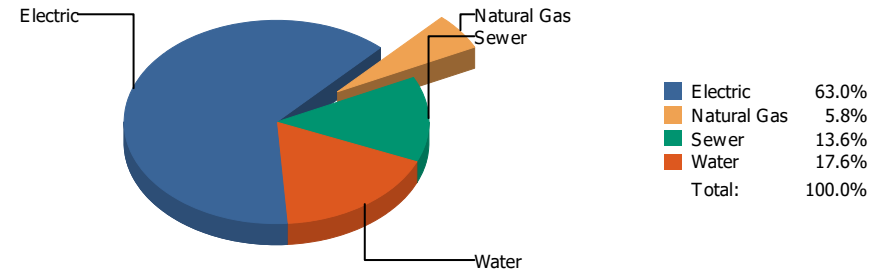


Commodity	Common Use	Energy Use	Energy Use / Area	Total Cost	Cost / Unit	Cost / Area
Place: [DELTA_OPERATIONS_CENTER_] DELTA OPERATIONS CENTER [BUILDING]						
Area: 0 ft²						
Billing Period: Nov 2023						
ELECTRIC	44,071.00 kWh	150,370 Kbtu		\$4,060.48	\$0.092 /kWh	
NATURALGAS	599.00 CCF	62,056 Kbtu		\$490.95	\$0.820 /CCF	
SEWER	44.00 CCF			\$543.59	\$12.354 /CCF	
WATER	168.00 CCF			\$1,121.66	\$6.677 /CCF	
Totals:		212,427 Kbtu		\$6,216.68		

Energy

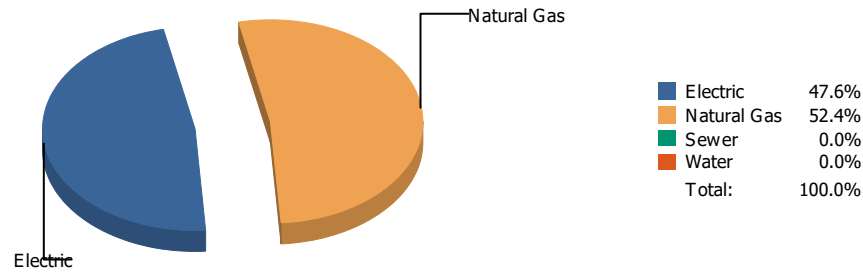


Cost

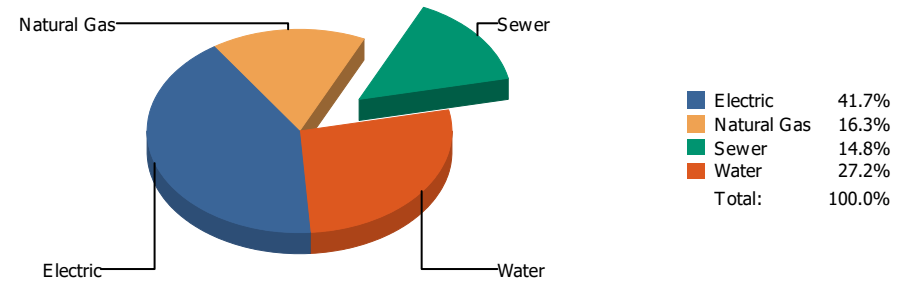


Commodity	Common Use	Energy Use	Energy Use / Area	Total Cost	Cost / Unit	Cost / Area
Place: [DONHASKINSPK8] DON HASKINS PK-8 051 [BUILDING]						
Area: 163,678 ft²						
Billing Period: Nov 2023						
ELECTRIC	92,970.00 kWh	317,214 Kbtu	1.938 Kbtu/ft ²	\$14,554.11	\$0.157 /kWh	\$0.089 /ft ²
NATURALGAS	1,546.00 CCF	160,166 Kbtu	0.979 Kbtu/ft ²	\$1,339.38	\$0.866 /CCF	\$0.008 /ft ²
SEWER	490.00 CCF			\$3,129.49	\$6.387 /CCF	\$0.019 /ft ²
WATER	596.00 CCF			\$4,062.48	\$6.816 /CCF	\$0.025 /ft ²
Totals:		477,379 Kbtu	2.917 Kbtu/ft²	\$23,085.46		

Energy

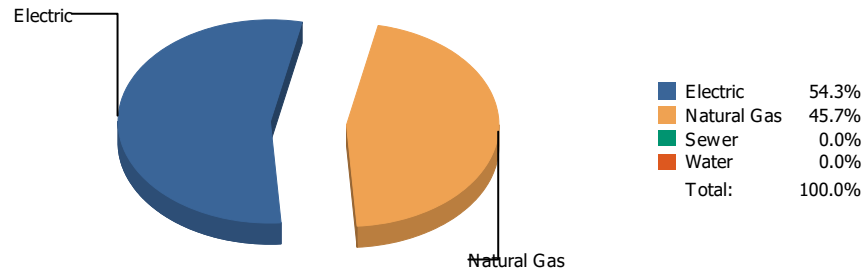


Cost

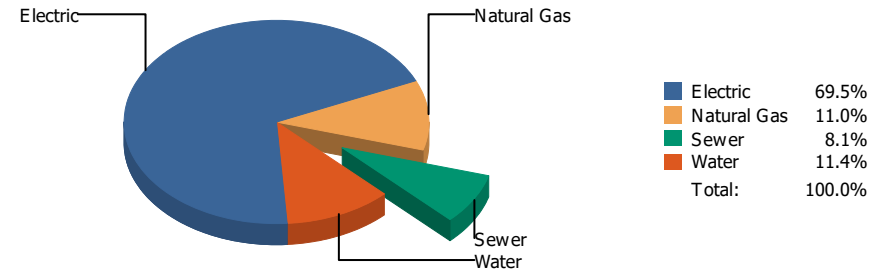


Commodity	Common Use	Energy Use	Energy Use / Area	Total Cost	Cost / Unit	Cost / Area
Place: [DOUGLASS] DOUGLASS 114 [BUILDING]						
Area: 86,903 ft²						
Billing Period: Nov 2023						
ELECTRIC	23,013.00 kWh	78,520 Kbtu	0.904 Kbtu/ft ²	\$2,705.01	\$0.118 /kWh	\$0.031 /ft ²
NATURALGAS	833.00 CCF	86,299 Kbtu	0.993 Kbtu/ft ²	\$1,060.63	\$1.273 /CCF	\$0.012 /ft ²
SEWER	129.00 CCF			\$958.31	\$7.429 /CCF	\$0.011 /ft ²
WATER	235.00 CCF			\$1,766.92	\$7.519 /CCF	\$0.020 /ft ²
Totals:		164,819 Kbtu	1.897 Kbtu/ft²	\$6,490.87		

Energy

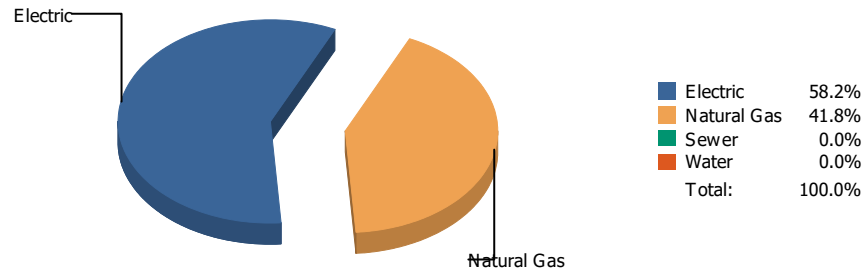


Cost

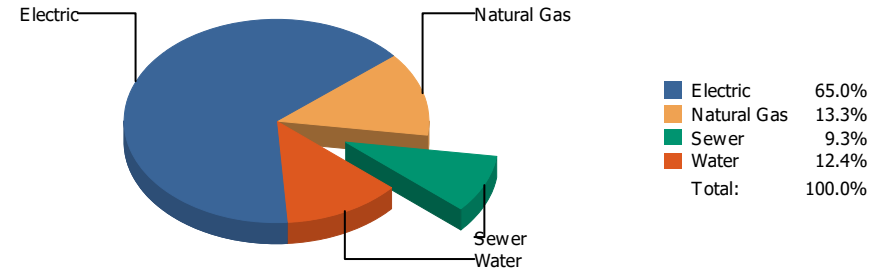


Commodity	Common Use	Energy Use	Energy Use / Area	Total Cost	Cost / Unit	Cost / Area
Place: [DRHORNEDOMIDDLESCHOOL_1] DR. HORNEDO MIDDLE SCHOOL 058 [BUILDING]						
Area: 184,871 ft²						
Billing Period: Nov 2023						
ELECTRIC	73,800.00 kWh	251,806 Kbtu	1.362 Kbtu/ft ²	\$10,717.61	\$0.145 /kWh	\$0.058 /ft ²
NATURALGAS	2,043.00 CCF	211,655 Kbtu	1.145 Kbtu/ft ²	\$1,695.38	\$0.830 /CCF	\$0.009 /ft ²
SEWER	178.00 CCF			\$1,253.92	\$7.044 /CCF	\$0.007 /ft ²
WATER	269.00 CCF			\$1,749.94	\$6.505 /CCF	\$0.009 /ft ²
Totals:		463,460 Kbtu	2.507 Kbtu/ft²	\$15,416.85		

Energy

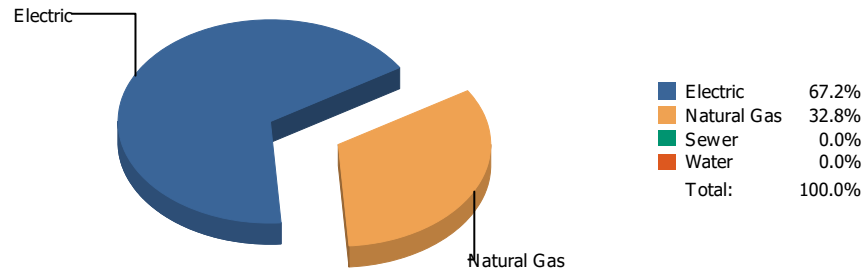


Cost

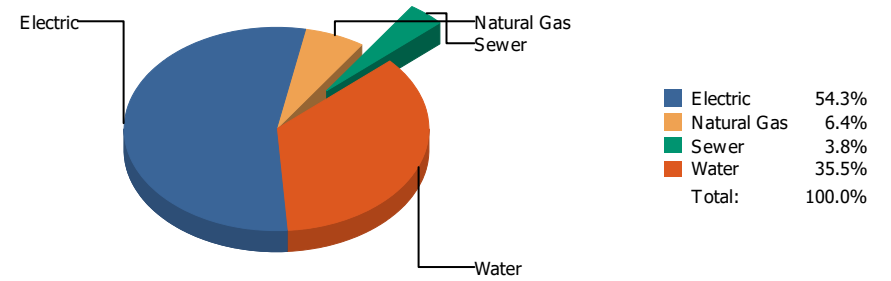


Commodity	Common Use	Energy Use	Energy Use / Area	Total Cost	Cost / Unit	Cost / Area
Place: [EL-PASO-HIGH] EL PASO HIGH 006 [BUILDING]						
Area: 236,062 ft²						
Billing Period: Nov 2023						
ELECTRIC	135,149.00 kWh	461,128 Kbtu	1.953 Kbtu/ft ²	\$20,271.50	\$0.150 /kWh	\$0.085 /ft ²
NATURALGAS	3,202.00 CCF	331,727 Kbtu	1.405 Kbtu/ft ²	\$4,150.55	\$1.296 /CCF	\$0.017 /ft ²
SEWER	417.00 CCF			\$2,909.11	\$6.976 /CCF	\$0.012 /ft ²
WATER	629.00 CCF			\$3,858.16	\$6.134 /CCF	\$0.016 /ft ²
Totals:		792,856 Kbtu	3.359 Kbtu/ft²	\$31,189.32		

Energy

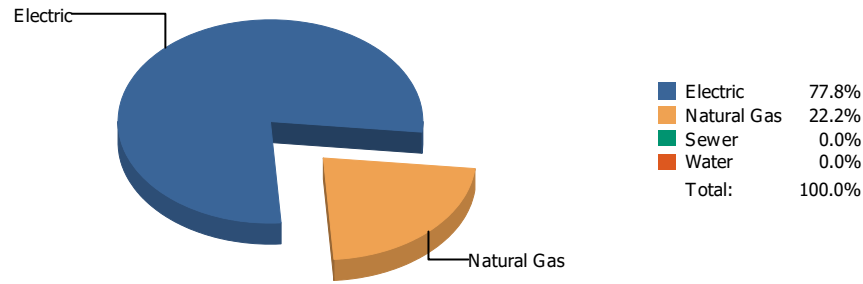


Cost

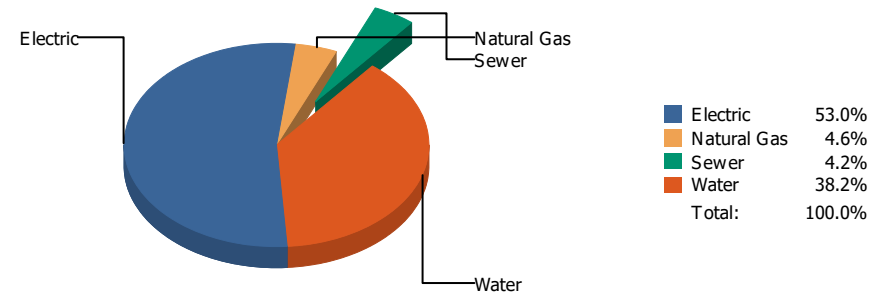


Commodity	Common Use	Energy Use	Energy Use / Area	Total Cost	Cost / Unit	Cost / Area
Place: [FRANKLIN] FRANKLIN HIGH SCHOOL 010 [BUILDING]						
Area: 329,377 ft²						
Billing Period: Nov 2023						
ELECTRIC	151,636.00 kWh	517,382 Kbtu	1.571 Kbtu/ft ²	\$18,769.04	\$0.124 /kWh	\$0.057 /ft ²
NATURALGAS	2,433.00 CCF	252,059 Kbtu	0.765 Kbtu/ft ²	\$2,206.66	\$0.907 /CCF	\$0.007 /ft ²
SEWER	196.00 CCF			\$1,321.96	\$6.745 /CCF	\$0.004 /ft ²
WATER	1,418.00 CCF			\$12,294.42	\$8.670 /CCF	\$0.037 /ft ²
Totals:		769,441 Kbtu	2.336 Kbtu/ft²	\$34,592.08		

Energy

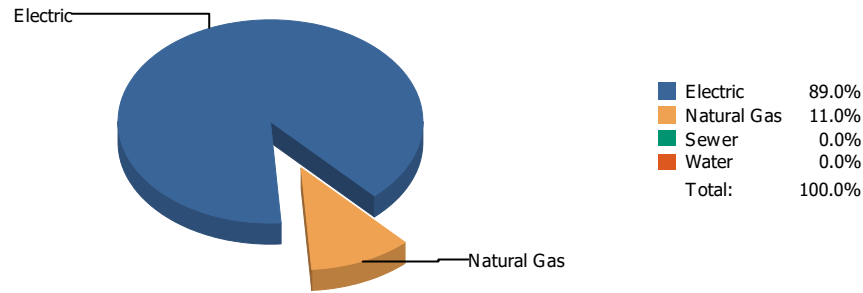


Cost

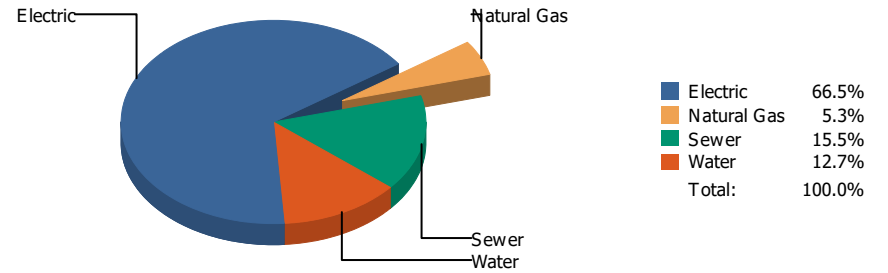


Commodity	Common Use	Energy Use	Energy Use / Area	Total Cost	Cost / Unit	Cost / Area
Place: [FRANKLIN9THGRADECENTER_2] FRANKLIN 9TH GRADE CENTER 053 [BUILDING]						
Area: 193,158 ft²						
Billing Period: Nov 2023						
ELECTRIC	126,866.00 kWh	432,867 Kbtu	2.241 Kbtu/ft ²	\$12,649.54	\$0.100 /kWh	\$0.065 /ft ²
NATURALGAS	1,193.00 CCF	123,595 Kbtu	0.640 Kbtu/ft ²	\$1,086.53	\$0.911 /CCF	\$0.006 /ft ²
SEWER	112.00 CCF			\$1,004.44	\$8.968 /CCF	\$0.005 /ft ²
WATER	2,387.00 CCF			\$9,105.37	\$3.815 /CCF	\$0.047 /ft ²
Totals:		556,462 Kbtu	2.881 Kbtu/ft²	\$23,845.88		

Energy

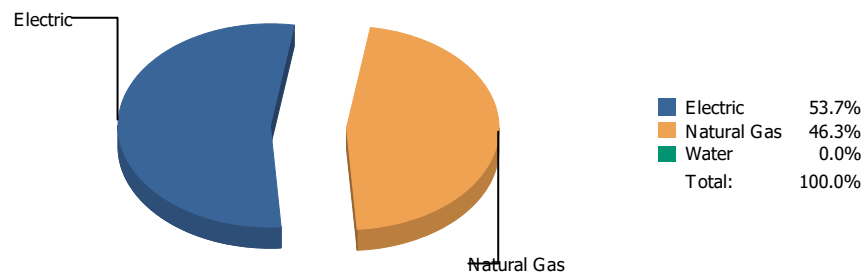


Cost

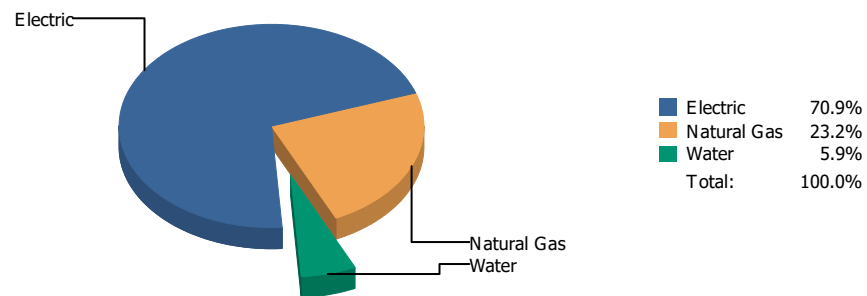


Commodity	Common Use	Energy Use	Energy Use / Area	Total Cost	Cost / Unit	Cost / Area
Place: [GABRIEL_NAVARETTEMIDDLE] GABRIEL NAVARRETE [BUILDING]						
Area: 0 ft²						
Billing Period: Nov 2023						
ELECTRIC	71,739.00 kWh	244,773 Kbtu		\$8,370.01	\$0.117 /kWh	
NATURALGAS	291.00 CCF	30,148 Kbtu		\$670.28	\$2.303 /CCF	
SEWER	362.00 CCF			\$1,949.44	\$5.385 /CCF	
WATER	277.00 CCF			\$1,597.48	\$5.767 /CCF	
Totals:		274,921 Kbtu		\$12,587.21		

Energy

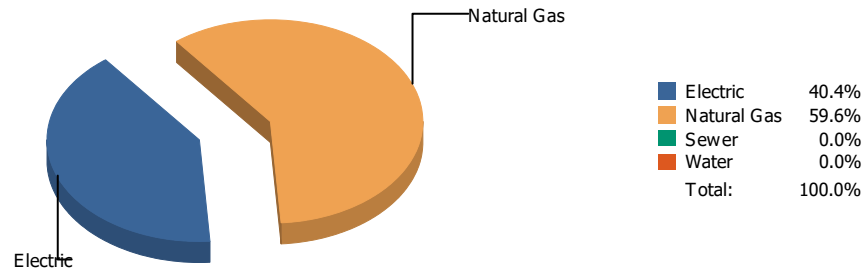


Cost

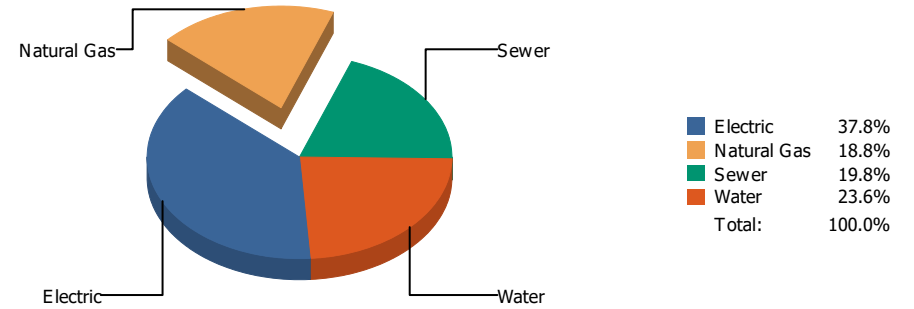


Commodity	Common Use	Energy Use	Energy Use / Area	Total Cost	Cost / Unit	Cost / Area
Place: [GAMBLE] JAMES GAMBLE WAREHOUSE [BUILDING]						
Area: 53,241 ft²						
Billing Period: Nov 2023						
ELECTRIC	17,033.00 kWh	58,117 Kbtu	1.092 Kbtu/ft ²	\$1,762.17	\$0.103 /kWh	\$0.033 /ft ²
NATURALGAS	483.00 CCF	50,039 Kbtu	0.940 Kbtu/ft ²	\$577.85	\$1.196 /CCF	\$0.011 /ft ²
WATER	0.00 CCF			\$145.65	\$0.000 /CCF	\$0.003 /ft ²
Totals:		108,155 Kbtu	2.031 Kbtu/ft²	\$2,485.67		

Energy

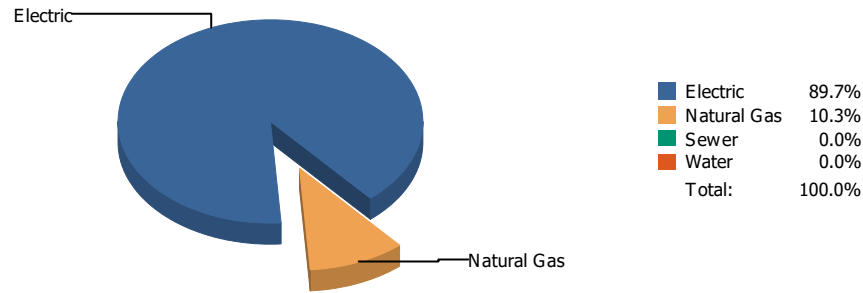


Cost

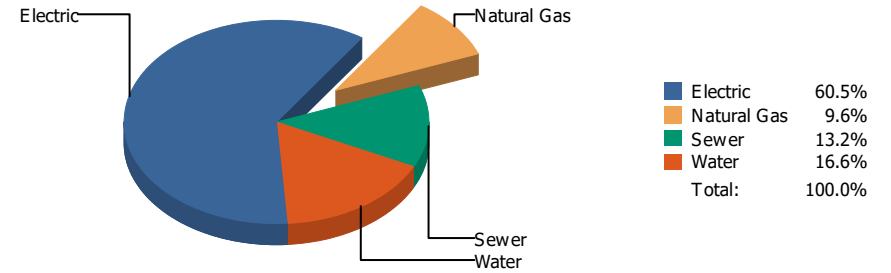


Commodity	Common Use	Energy Use	Energy Use / Area	Total Cost	Cost / Unit	Cost / Area
Place: [GREEN] GREEN ELEMENTARY SCHOOL 162 [BUILDING]						
Area: 88,156 ft²						
Billing Period: Nov 2023						
ELECTRIC	17,400.00 kWh	59,369 Kbtu	0.673 Kbtu/ft ²	\$2,155.28	\$0.124 /kWh	\$0.024 /ft ²
NATURALGAS	844.00 CCF	87,438 Kbtu	0.992 Kbtu/ft ²	\$1,068.80	\$1.266 /CCF	\$0.012 /ft ²
SEWER	99.00 CCF			\$1,125.99	\$11.374 /CCF	\$0.013 /ft ²
WATER	203.00 CCF			\$1,346.20	\$6.632 /CCF	\$0.015 /ft ²
Totals:		146,807 Kbtu	1.665 Kbtu/ft²	\$5,696.27		

Energy

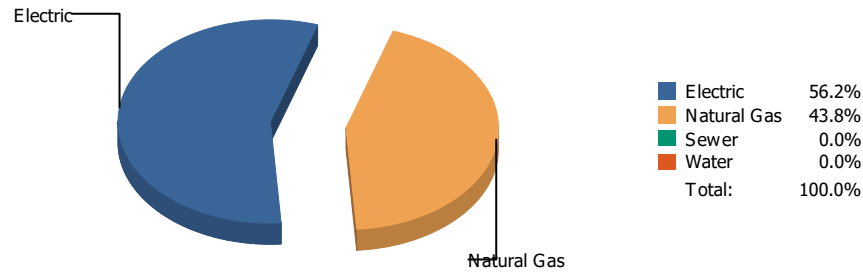


Cost

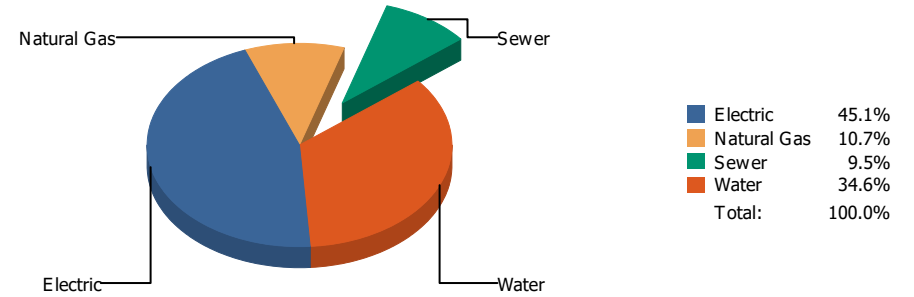


Commodity	Common Use	Energy Use	Energy Use / Area	Total Cost	Cost / Unit	Cost / Area
Place: [GUERRERO] ROSA GUERRERO ELEMENTARY 163 [BUILDING]						
Area: 88,641 ft²						
Billing Period: Nov 2023						
ELECTRIC	24,660.00 kWh	84,140 Kbtu	0.949 Kbtu/ft ²	\$3,340.24	\$0.135 /kWh	\$0.038 /ft ²
NATURALGAS	93.00 CCF	9,635 Kbtu	0.109 Kbtu/ft ²	\$530.39	\$5.703 /CCF	\$0.006 /ft ²
SEWER	48.00 CCF			\$729.40	\$15.196 /CCF	\$0.008 /ft ²
WATER	150.00 CCF			\$918.59	\$6.124 /CCF	\$0.010 /ft ²
Totals:		93,775 Kbtu	1.058 Kbtu/ft²	\$5,518.62		

Energy

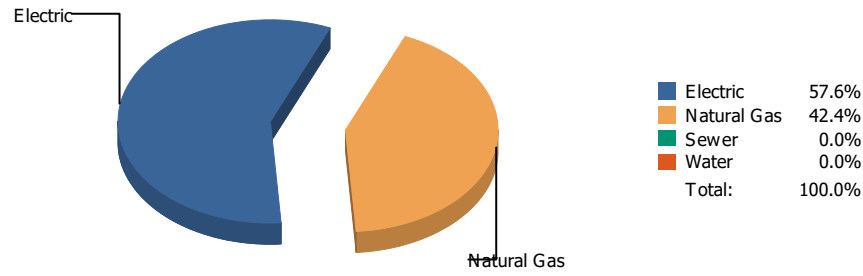


Cost

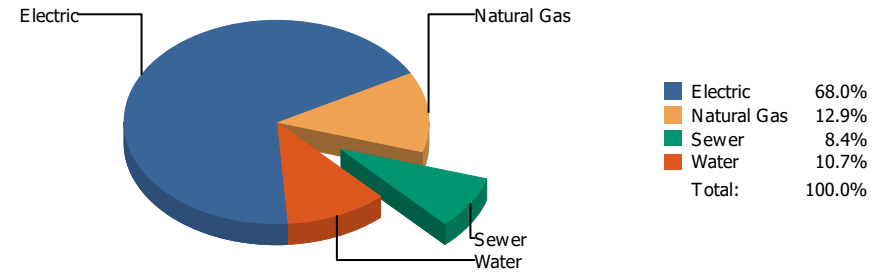


Commodity	Common Use	Energy Use	Energy Use / Area	Total Cost	Cost / Unit	Cost / Area
Place: [GUILLEN] GUILLEN 044 [BUILDING]						
Area: 223,773 ft²						
Billing Period: Nov 2023						
ELECTRIC	44,816.00 kWh	152,912 Kbtu	0.683 Kbtu/ft ²	\$5,429.03	\$0.121 /kWh	\$0.024 /ft ²
NATURALGAS	1,149.00 CCF	119,036 Kbtu	0.532 Kbtu/ft ²	\$1,286.97	\$1.120 /CCF	\$0.006 /ft ²
SEWER	158.00 CCF			\$1,145.20	\$7.248 /CCF	\$0.005 /ft ²
WATER	834.00 CCF			\$4,164.11	\$4.993 /CCF	\$0.019 /ft ²
Totals:		271,949 Kbtu	1.215 Kbtu/ft²	\$12,025.31		

Energy

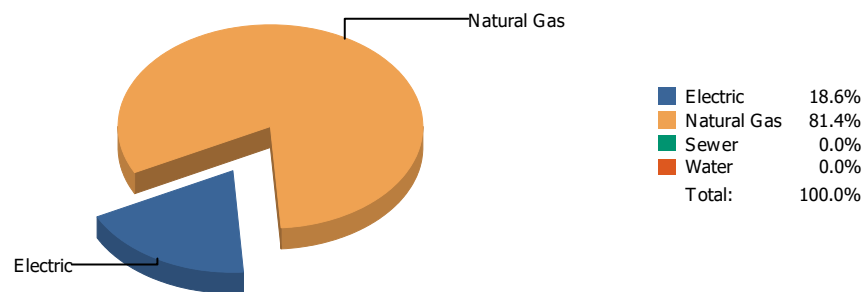


Cost

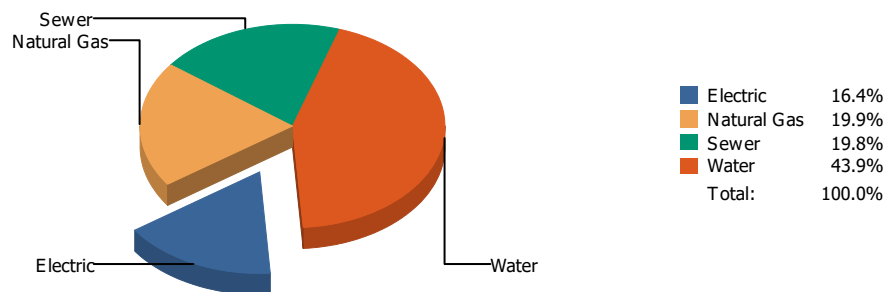


Commodity	Common Use	Energy Use	Energy Use / Area	Total Cost	Cost / Unit	Cost / Area
Place: [HART] HART 118 [BUILDING]						
Area: 63,357 ft²						
Billing Period: Nov 2023						
ELECTRIC	45,602.00 kWh	155,594 Kbtu	2.456 Kbtu/ft ²	\$5,397.26	\$0.118 /kWh	\$0.085 /ft ²
NATURALGAS	1,105.00 CCF	114,478 Kbtu	1.807 Kbtu/ft ²	\$1,023.36	\$0.926 /CCF	\$0.016 /ft ²
SEWER	76.00 CCF			\$664.55	\$8.744 /CCF	\$0.010 /ft ²
WATER	124.00 CCF			\$852.01	\$6.871 /CCF	\$0.013 /ft ²
Totals:		270,072 Kbtu	4.263 Kbtu/ft²	\$7,937.18		

Energy

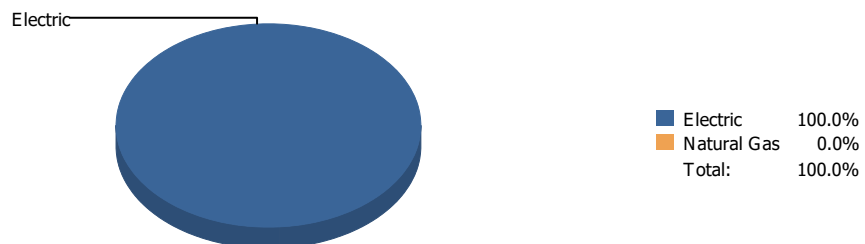


Cost

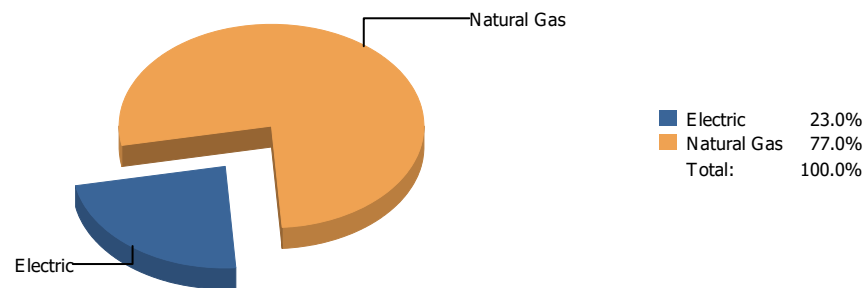


Commodity	Common Use	Energy Use	Energy Use / Area	Total Cost	Cost / Unit	Cost / Area
Place: [HAWKINS] HAWKINS 119 [BUILDING]						
Area: 57,207 ft²						
Billing Period: Nov 2023						
ELECTRIC	4,217.00 kWh	14,388 Kbtu	0.252 Kbtu/ft ²	\$555.64	\$0.132 /kWh	\$0.010 /ft ²
NATURALGAS	607.00 CCF	62,885 Kbtu	1.099 Kbtu/ft ²	\$671.87	\$1.107 /CCF	\$0.012 /ft ²
SEWER	87.00 CCF			\$670.24	\$7.704 /CCF	\$0.012 /ft ²
WATER	239.00 CCF			\$1,486.52	\$6.220 /CCF	\$0.026 /ft ²
Totals:		77,274 Kbtu	1.351 Kbtu/ft²	\$3,384.27		

Energy

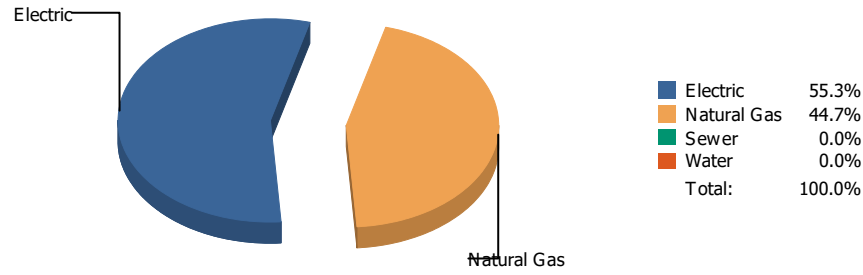


Cost

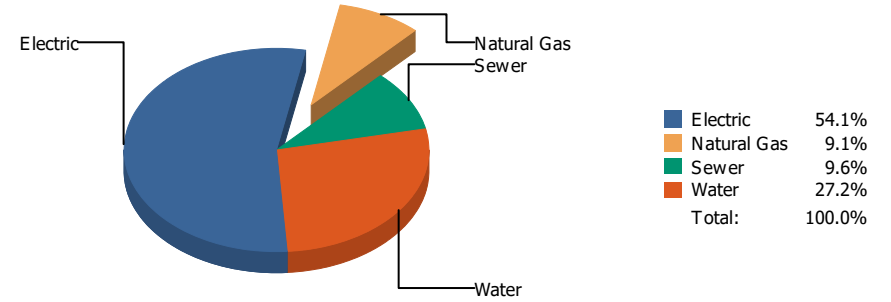


Commodity	Common Use	Energy Use	Energy Use / Area	Total Cost	Cost / Unit	Cost / Area
Place: [HERCULES] HERCULES COTTAGES Lafarelle 141A [BUILDING]						
Area: 10,160 ft²						
Billing Period: Nov 2023						
ELECTRIC	120.00 kWh	409 Kbtu	0.040 Kbtu/ft ²	\$69.42	\$0.579 /kWh	\$0.007 /ft ²
NATURALGAS	0.00 CCF	0 Kbtu	0.000 Kbtu/ft ²	\$231.98	\$0.000 /CCF	\$0.023 /ft ²
Totals:		409 Kbtu	0.040 Kbtu/ft²	\$301.40		

Energy



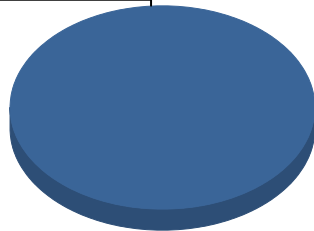
Cost



Commodity	Common Use	Energy Use	Energy Use / Area	Total Cost	Cost / Unit	Cost / Area
Place: [HERRERA_1] HERRERA ELEMENTARY 174 [BUILDING]						
Area: 86,275 ft²						
Billing Period: Nov 2023						
ELECTRIC	40,800.00 kWh	139,210 Kbtu	1.614 Kbtu/ft ²	\$6,023.67	\$0.148 /kWh	\$0.070 /ft ²
NATURALGAS	1,085.00 CCF	112,406 Kbtu	1.303 Kbtu/ft ²	\$1,009.15	\$0.930 /CCF	\$0.012 /ft ²
SEWER	130.00 CCF			\$1,072.48	\$8.250 /CCF	\$0.012 /ft ²
WATER	374.00 CCF			\$3,029.51	\$8.100 /CCF	\$0.035 /ft ²
Totals:		251,616 Kbtu	2.916 Kbtu/ft²	\$11,134.81		

Energy

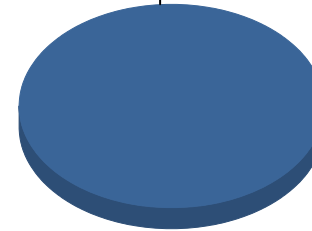
Electric



■ Electric 100.0%
Total: 100.0%

Cost

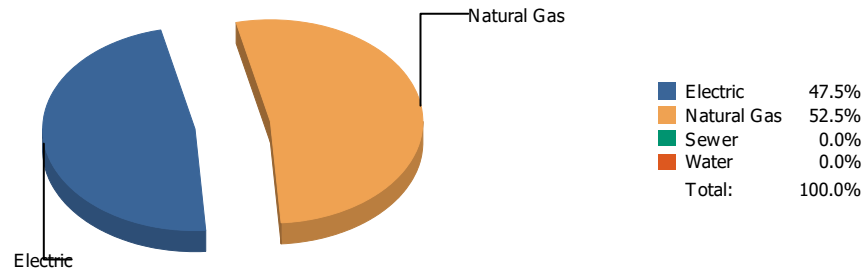
Electric



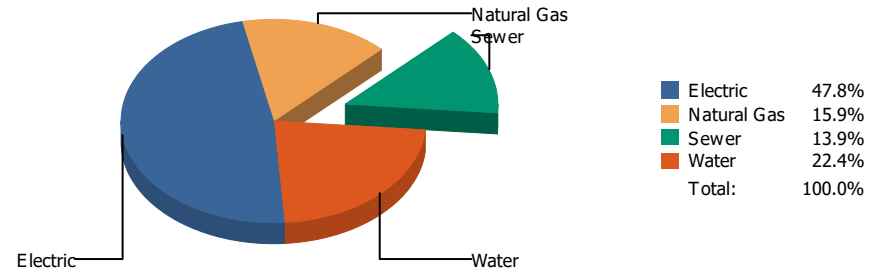
■ Electric 100.0%
Total: 100.0%

Commodity	Common Use	Energy Use	Energy Use / Area	Total Cost	Cost / Unit	Cost / Area
Place: [HIGHLAND] HIGHLAND/ANNEX 120 [BUILDING]						
Area: 33,705 ft²						
Billing Period: Nov 2023						
ELECTRIC	33,387.00 kWh	113,916 Kbtu	3.380 Kbtu/ft ²	\$2,243.50	\$0.067 /kWh	\$0.067 /ft ²
Totals:		113,916 Kbtu	3.380 Kbtu/ft²	\$2,243.50		

Energy

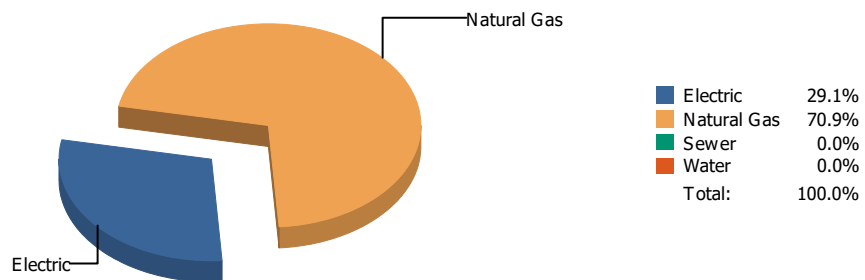


Cost

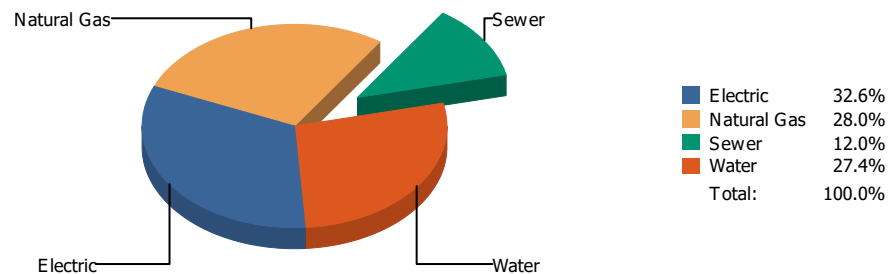


Commodity	Common Use	Energy Use	Energy Use / Area	Total Cost	Cost / Unit	Cost / Area
Place: [HILLSIDE] HILLSIDE 121 [BUILDING]						
Area: 80,656 ft²						
Billing Period: Nov 2023						
ELECTRIC	28,001.00 kWh	95,539 Kbtu	1.185 Kbtu/ft ²	\$4,291.92	\$0.153 /kWh	\$0.053 /ft ²
NATURALGAS	1,019.00 CCF	105,568 Kbtu	1.309 Kbtu/ft ²	\$1,426.10	\$1.400 /CCF	\$0.018 /ft ²
SEWER	185.00 CCF			\$1,247.26	\$6.742 /CCF	\$0.015 /ft ²
WATER	387.00 CCF			\$2,006.49	\$5.185 /CCF	\$0.025 /ft ²
Totals:		201,108 Kbtu	2.493 Kbtu/ft²	\$8,971.77		

Energy

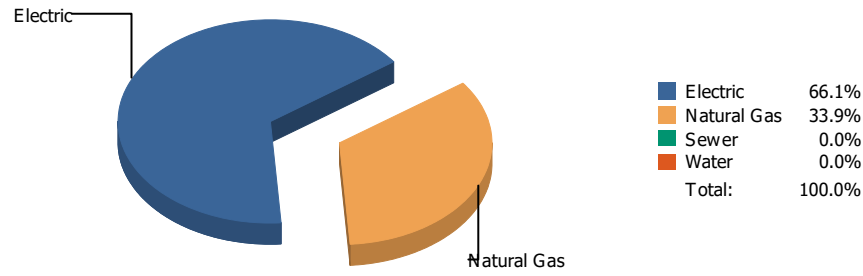


Cost

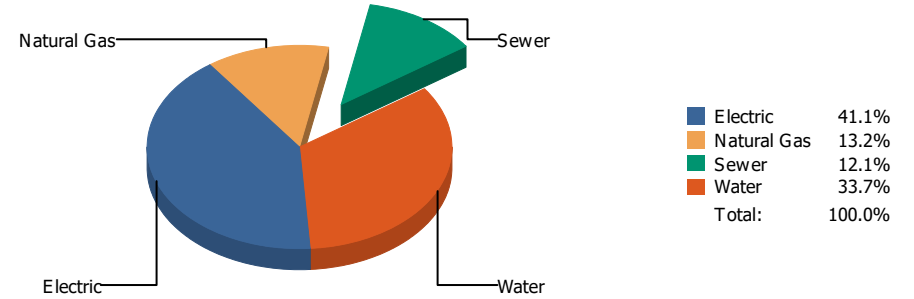


Commodity	Common Use	Energy Use	Energy Use / Area	Total Cost	Cost / Unit	Cost / Area
Place: [HOUSTON] HOUSTON 122 [BUILDING]						
Area: 84,178 ft²						
Billing Period: Nov 2023						
ELECTRIC	17,760.00 kWh	60,597 Kbtu	0.720 Kbtu/ft ²	\$1,722.06	\$0.097 /kWh	\$0.020 /ft ²
NATURALGAS	1,423.00 CCF	147,423 Kbtu	1.751 Kbtu/ft ²	\$1,483.25	\$1.042 /CCF	\$0.018 /ft ²
SEWER	23.00 CCF			\$634.90	\$27.604 /CCF	\$0.008 /ft ²
WATER	213.00 CCF			\$1,449.46	\$6.805 /CCF	\$0.017 /ft ²
Totals:		208,020 Kbtu	2.471 Kbtu/ft²	\$5,289.67		

Energy

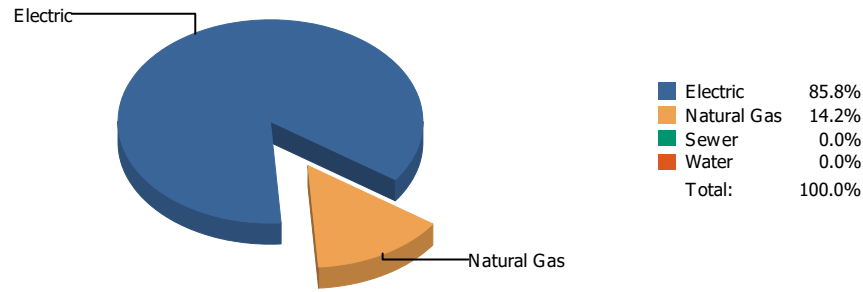


Cost

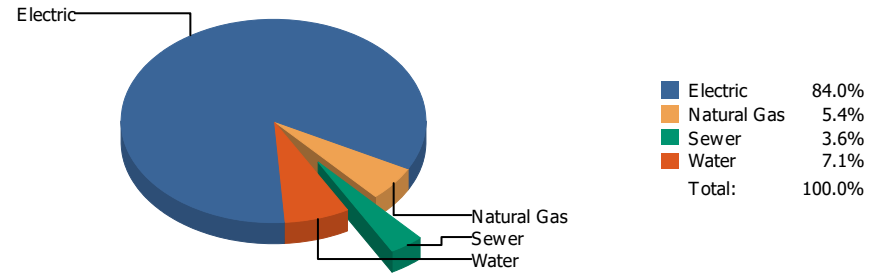


Commodity	Common Use	Energy Use	Energy Use / Area	Total Cost	Cost / Unit	Cost / Area
Place: [IRVIN] IRVIN 008 [BUILDING]						
Area: 303,804 ft²						
Billing Period: Nov 2023						
ELECTRIC	106,519.00 kWh	363,443 Kbtu	1.196 Kbtu/ft ²	\$11,222.96	\$0.105 /kWh	\$0.037 /ft ²
NATURALGAS	1,801.00 CCF	186,584 Kbtu	0.614 Kbtu/ft ²	\$3,609.47	\$2.004 /CCF	\$0.011 /ft ²
SEWER	772.00 CCF			\$3,295.43	\$4.269 /CCF	\$0.011 /ft ²
WATER	1,827.00 CCF			\$9,196.78	\$5.034 /CCF	\$0.030 /ft ²
Totals:		550,026 Kbtu	1.810 Kbtu/ft²	\$27,324.64		

Energy

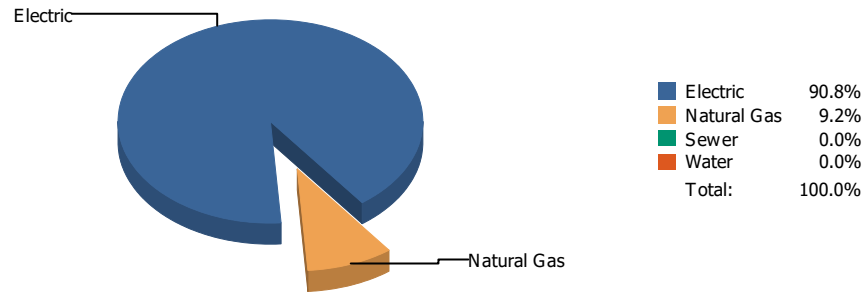


Cost

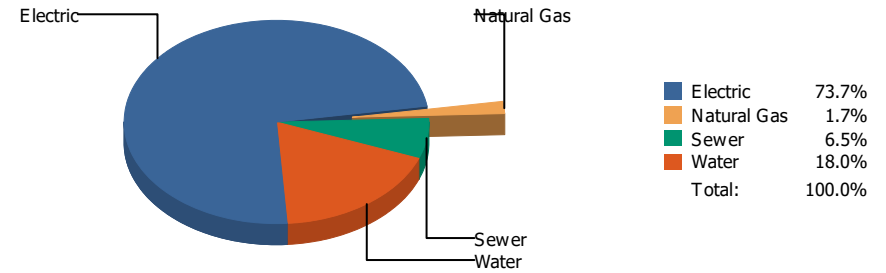


Commodity	Common Use	Energy Use	Energy Use / Area	Total Cost	Cost / Unit	Cost / Area
Place: [JEFFERSN] JEFFERSON 009 [BUILDING]						
Area: 257,708 ft²						
Billing Period: Nov 2023						
ELECTRIC	181,569.00 kWh	619,513 Kbtu	2.404 Kbtu/ft ²	\$32,890.98	\$0.181 /kWh	\$0.127 /ft ²
NATURALGAS	990.00 CCF	102,564 Kbtu	0.398 Kbtu/ft ²	\$2,109.91	\$2.131 /CCF	\$0.008 /ft ²
SEWER	180.00 CCF			\$1,390.87	\$7.727 /CCF	\$0.005 /ft ²
WATER	335.00 CCF			\$2,767.64	\$8.262 /CCF	\$0.010 /ft ²
Totals:		722,077 Kbtu	2.802 Kbtu/ft²	\$39,159.40		

Energy

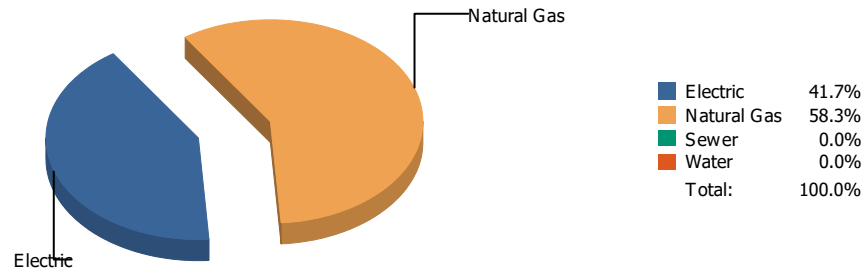


Cost

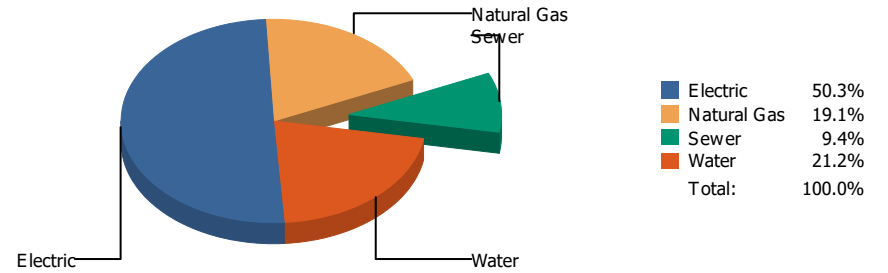


Commodity	Common Use	Energy Use	Energy Use / Area	Total Cost	Cost / Unit	Cost / Area
Place: [JV_TINAJERO_] J.V. Tinajero [BUILDING]						
Area: 312,312 ft²						
Billing Period: Nov 2023						
ELECTRIC	86,424.00 kWh	294,879 Kbtu	0.944 Kbtu/ft ²	\$11,921.99	\$0.138 /kWh	\$0.038 /ft ²
NATURALGAS	290.00 CCF	30,044 Kbtu	0.096 Kbtu/ft ²	\$282.10	\$0.973 /CCF	\$0.001 /ft ²
SEWER	80.00 CCF			\$1,054.17	\$13.177 /CCF	\$0.003 /ft ²
WATER	316.00 CCF			\$2,913.37	\$9.220 /CCF	\$0.009 /ft ²
Totals:		324,923 Kbtu	1.040 Kbtu/ft²	\$16,171.63		

Energy

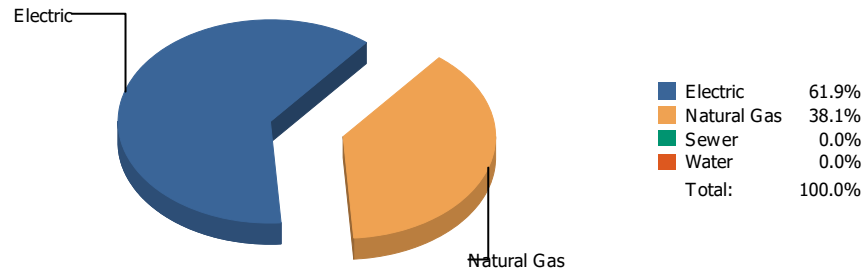


Cost

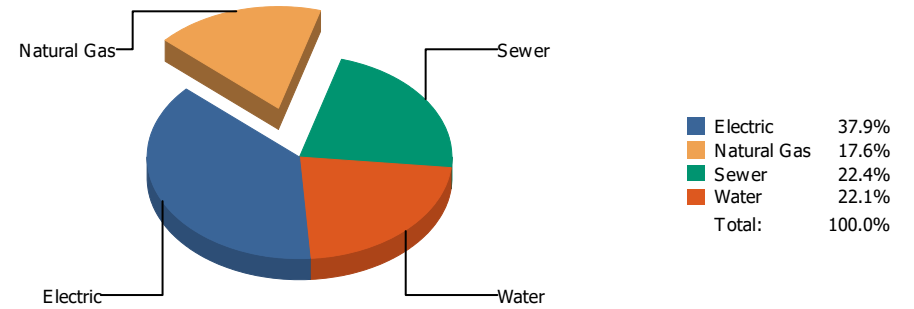


Commodity	Common Use	Energy Use	Energy Use / Area	Total Cost	Cost / Unit	Cost / Area
Place: [KOHLBERG] KOHLBERG ELEMENTARY [BUILDING]						
Area: 99,884 ft²						
Billing Period: Nov 2023						
ELECTRIC	24,200.00 kWh	82,570 Kbtu	0.827 Kbtu/ft ²	\$3,324.66	\$0.137 /kWh	\$0.033 /ft ²
NATURALGAS	1,114.00 CCF	115,410 Kbtu	1.155 Kbtu/ft ²	\$1,261.78	\$1.133 /CCF	\$0.013 /ft ²
SEWER	28.00 CCF			\$618.76	\$22.099 /CCF	\$0.006 /ft ²
WATER	205.00 CCF			\$1,404.04	\$6.849 /CCF	\$0.014 /ft ²
Totals:		197,981 Kbtu	1.982 Kbtu/ft²	\$6,609.24		

Energy



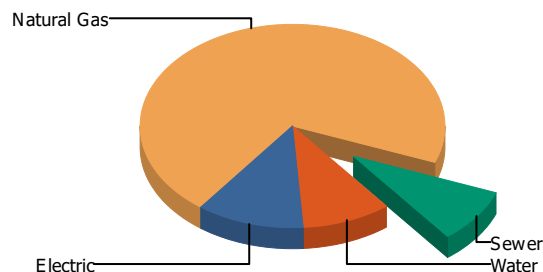
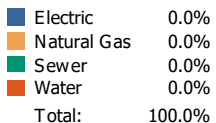
Cost



Commodity	Common Use	Energy Use	Energy Use / Area	Total Cost	Cost / Unit	Cost / Area
Place: [LAMAR] LAMAR 125 [BUILDING]						
Area: 76,252 ft²						
Billing Period: Nov 2023						
ELECTRIC	20,671.00 kWh	70,529 Kbtu	0.925 Kbtu/ft ²	\$2,147.24	\$0.104 /kWh	\$0.028 /ft ²
NATURALGAS	419.00 CCF	43,408 Kbtu	0.569 Kbtu/ft ²	\$996.09	\$2.377 /CCF	\$0.013 /ft ²
SEWER	92.00 CCF			\$1,272.99	\$13.837 /CCF	\$0.017 /ft ²
WATER	169.00 CCF			\$1,254.50	\$7.423 /CCF	\$0.016 /ft ²
Totals:		113,938 Kbtu	1.494 Kbtu/ft²	\$5,670.82		

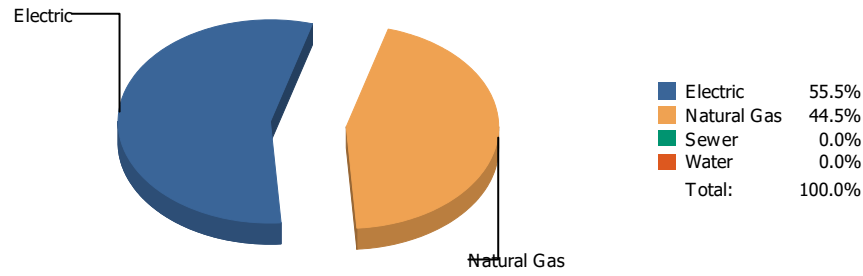
Energy

Cost

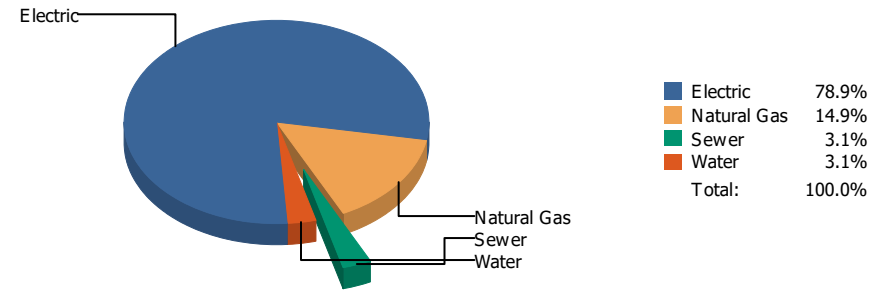


Commodity	Common Use	Energy Use	Energy Use / Area	Total Cost	Cost / Unit	Cost / Area
Place: [LIVE-MAT] LIVE MATERIAL CENTER 929 [BUILDING]						
Area: 2,483 ft²						
Billing Period: Nov 2023						
ELECTRIC	0.00 kWh	0 Kbtu	0.000 Kbtu/ft ²	\$75.22	\$0.000 /kWh	\$0.030 /ft ²
NATURALGAS	0.00 CCF	0 Kbtu	0.000 Kbtu/ft ²	\$463.96	\$0.000 /CCF	\$0.187 /ft ²
SEWER	0.00 CCF			\$55.42	\$0.000 /CCF	\$0.022 /ft ²
WATER	0.00 CCF			\$62.34	\$0.000 /CCF	\$0.025 /ft ²
Totals:		0 Kbtu	0.000 Kbtu/ft²	\$656.94		

Energy

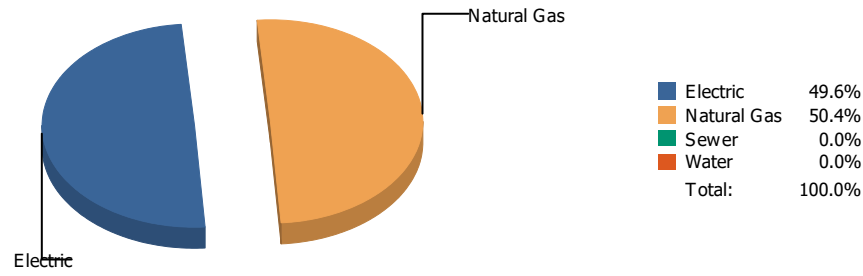


Cost

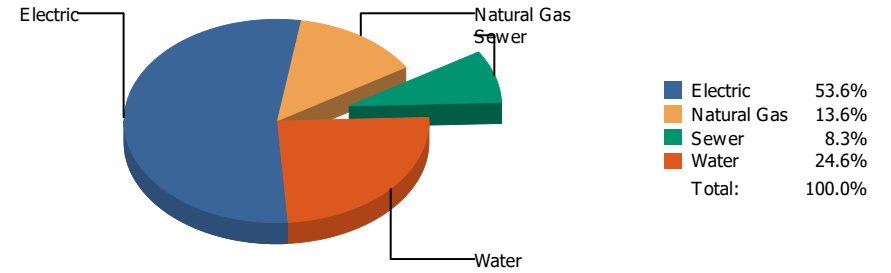


Commodity	Common Use	Energy Use	Energy Use / Area	Total Cost	Cost / Unit	Cost / Area
Place: [LOGAN] LOGAN 128 [BUILDING]						
Area: 72,248 ft²						
Billing Period: Nov 2023						
ELECTRIC	39,600.00 kWh	135,115 Kbtu	1.870 Kbtu/ft ²	\$5,204.80	\$0.131 /kWh	\$0.072 /ft ²
NATURALGAS	1,044.00 CCF	108,158 Kbtu	1.497 Kbtu/ft ²	\$979.77	\$0.938 /CCF	\$0.014 /ft ²
SEWER	9.00 CCF			\$204.71	\$22.746 /CCF	\$0.003 /ft ²
WATER	9.00 CCF			\$206.04	\$22.893 /CCF	\$0.003 /ft ²
Totals:		243,274 Kbtu	3.367 Kbtu/ft²	\$6,595.32		

Energy

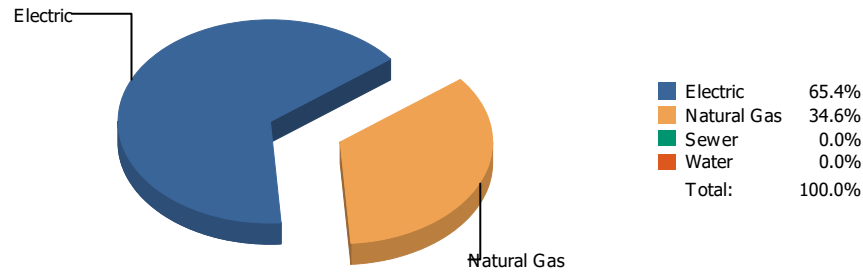


Cost

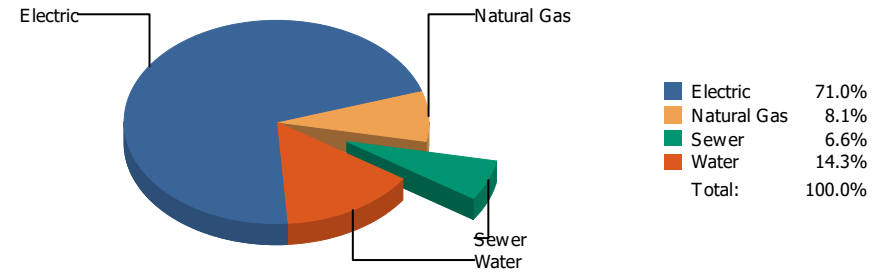


Commodity	Common Use	Energy Use	Energy Use / Area	Total Cost	Cost / Unit	Cost / Area
Place: [LUNDY_2] LUNDY 177 [BUILDING]						
Area: 112,731 ft²						
Billing Period: Nov 2023						
ELECTRIC	49,400.00 kWh	168,553 Kbtu	1.495 Kbtu/ft ²	\$6,509.40	\$0.132 /kWh	\$0.058 /ft ²
NATURALGAS	1,650.00 CCF	170,940 Kbtu	1.516 Kbtu/ft ²	\$1,645.84	\$0.997 /CCF	\$0.015 /ft ²
SEWER	113.00 CCF			\$1,008.22	\$8.922 /CCF	\$0.009 /ft ²
WATER	360.00 CCF			\$2,982.35	\$8.284 /CCF	\$0.026 /ft ²
Totals:		339,493 Kbtu	3.012 Kbtu/ft²	\$12,145.81		

Energy

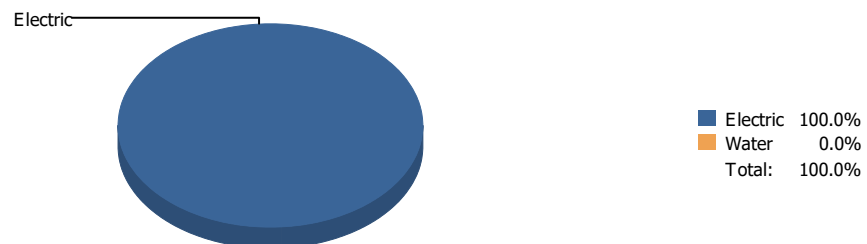


Cost

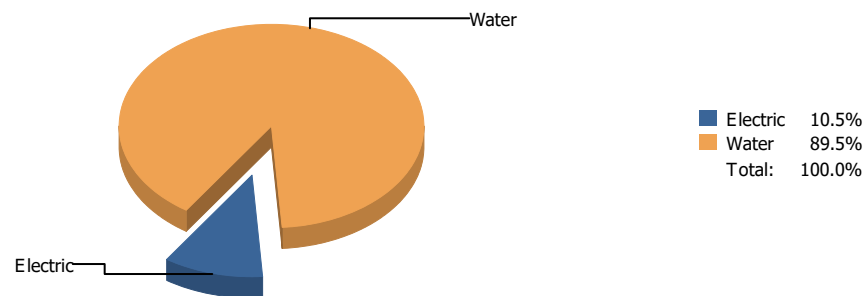


Commodity	Common Use	Energy Use	Energy Use / Area	Total Cost	Cost / Unit	Cost / Area
Place: [MAC] MACARTHUR 129 [BUILDING]						
Area: 143,341 ft²						
Billing Period: Nov 2023						
ELECTRIC	82,813.00 kWh	282,558 Kbtu	1.971 Kbtu/ft ²	\$11,179.24	\$0.135 /kWh	\$0.078 /ft ²
NATURALGAS	1,441.00 CCF	149,288 Kbtu	1.041 Kbtu/ft ²	\$1,276.29	\$0.886 /CCF	\$0.009 /ft ²
SEWER	174.00 CCF			\$1,034.99	\$5.948 /CCF	\$0.007 /ft ²
WATER	368.00 CCF			\$2,252.75	\$6.122 /CCF	\$0.016 /ft ²
Totals:		431,846 Kbtu	3.013 Kbtu/ft²	\$15,743.27		

Energy

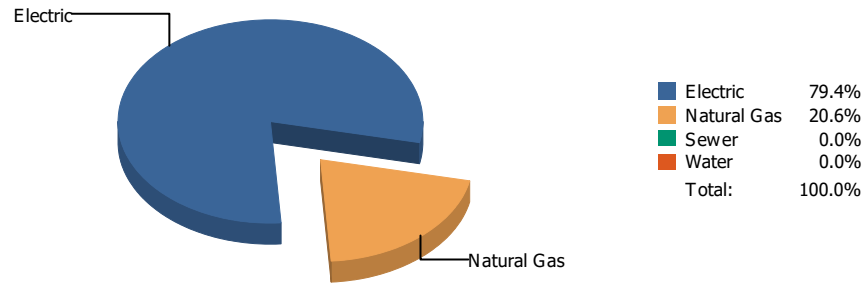


Cost

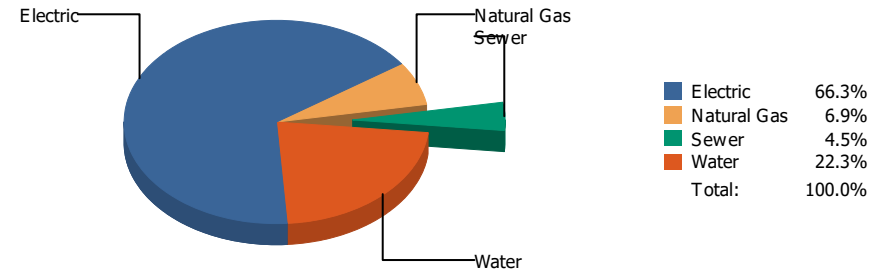


Commodity	Common Use	Energy Use	Energy Use / Area	Total Cost	Cost / Unit	Cost / Area
Place: [MAGOFFIN] MAGOFFIN CUSTODIAL 047 [BUILDING]						
Area: 76,378 ft²						
Billing Period: Nov 2023						
ELECTRIC	1,186.00 kWh	4,047 Kbtu	0.053 Kbtu/ft ²	\$154.20	\$0.130 /kWh	\$0.002 /ft ²
WATER	88.00 CCF			\$1,317.74	\$14.974 /CCF	\$0.017 /ft ²
Totals:		4,047 Kbtu	0.053 Kbtu/ft²	\$1,471.94		

Energy

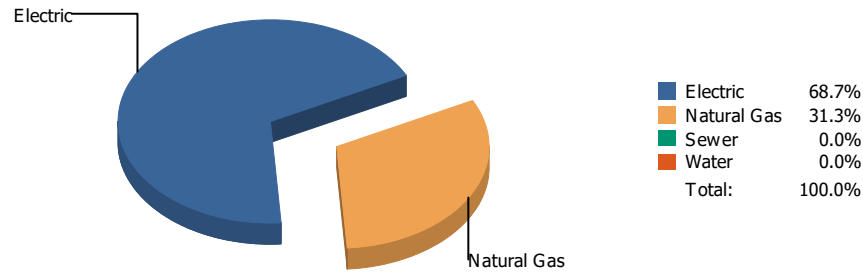


Cost

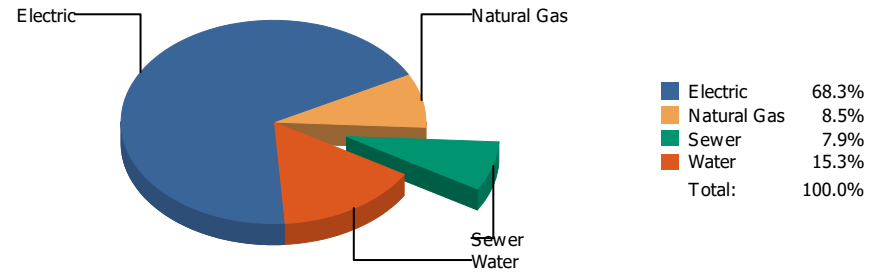


Commodity	Common Use	Energy Use	Energy Use / Area	Total Cost	Cost / Unit	Cost / Area
Place: [MAGOFFINNEWMIDDLESCHOOL] MAGOFFIN MIDDLE SCHOOL [BUILDING]						
Area: 116,136 ft²						
Billing Period: Nov 2023						
ELECTRIC	75,386.00 kWh	257,217 Kbtu	2.215 Kbtu/ft ²	\$8,968.62	\$0.119 /kWh	\$0.077 /ft ²
NATURALGAS	646.00 CCF	66,926 Kbtu	0.576 Kbtu/ft ²	\$927.02	\$1.435 /CCF	\$0.008 /ft ²
SEWER	6.00 CCF			\$603.76	\$100.627 /CCF	\$0.005 /ft ²
WATER	336.00 CCF			\$3,017.88	\$8.982 /CCF	\$0.026 /ft ²
Totals:		324,143 Kbtu	2.791 Kbtu/ft²	\$13,517.28		

Energy

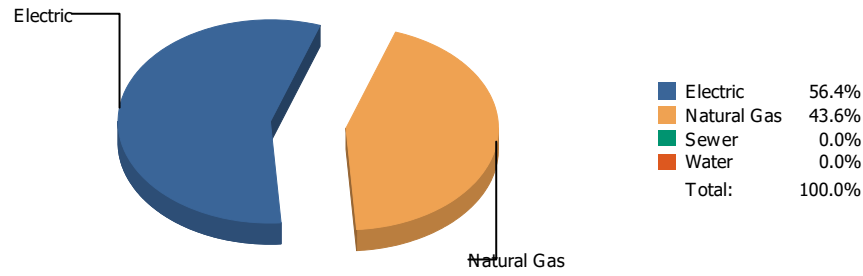


Cost

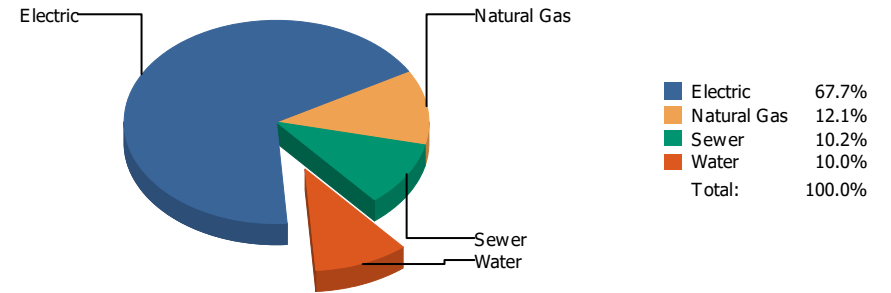


Commodity	Common Use	Energy Use	Energy Use / Area	Total Cost	Cost / Unit	Cost / Area
Place: [MAXINE] MAXINE SILVA HEALTH MAGNET 011 [BUILDING]						
Area: 80,909 ft²						
Billing Period: Nov 2023						
ELECTRIC	45,000.00 kWh	153,540 Kbtu	1.898 Kbtu/ft ²	\$5,779.96	\$0.128 /kWh	\$0.071 /ft ²
NATURALGAS	675.00 CCF	69,930 Kbtu	0.864 Kbtu/ft ²	\$721.18	\$1.068 /CCF	\$0.009 /ft ²
SEWER	76.00 CCF			\$664.55	\$8.744 /CCF	\$0.008 /ft ²
WATER	200.00 CCF			\$1,298.52	\$6.493 /CCF	\$0.016 /ft ²
Totals:		223,470 Kbtu	2.762 Kbtu/ft²	\$8,464.21		

Energy



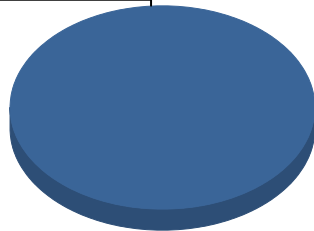
Cost



Commodity	Common Use	Energy Use	Energy Use / Area	Total Cost	Cost / Unit	Cost / Area
Place: [MESITA] MESITA 130 [BUILDING]						
Area: 100,583 ft²						
Billing Period: Nov 2023						
ELECTRIC	46,200.00 kWh	157,634 Kbtu	1.567 Kbtu/ft ²	\$7,305.54	\$0.158 /kWh	\$0.073 /ft ²
NATURALGAS	1,174.00 CCF	121,626 Kbtu	1.209 Kbtu/ft ²	\$1,304.89	\$1.111 /CCF	\$0.013 /ft ²
SEWER	138.00 CCF			\$1,102.72	\$7.991 /CCF	\$0.011 /ft ²
WATER	110.00 CCF			\$1,084.79	\$9.862 /CCF	\$0.011 /ft ²
Totals:		279,261 Kbtu	2.776 Kbtu/ft²	\$10,797.94		

Energy

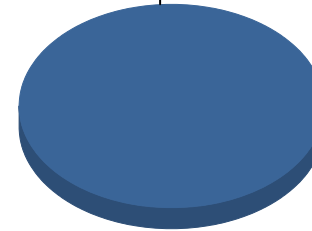
Electric



■ Electric 100.0%
Total: 100.0%

Cost

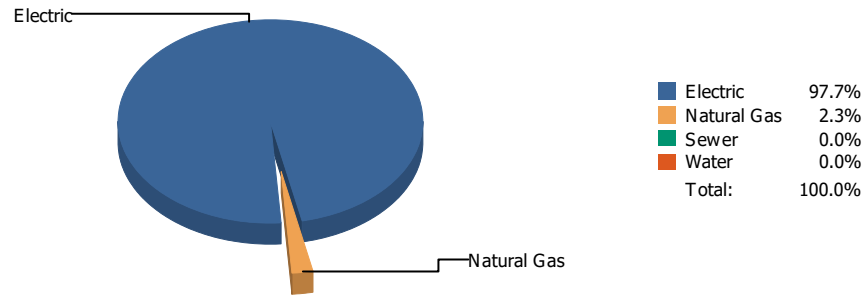
Electric



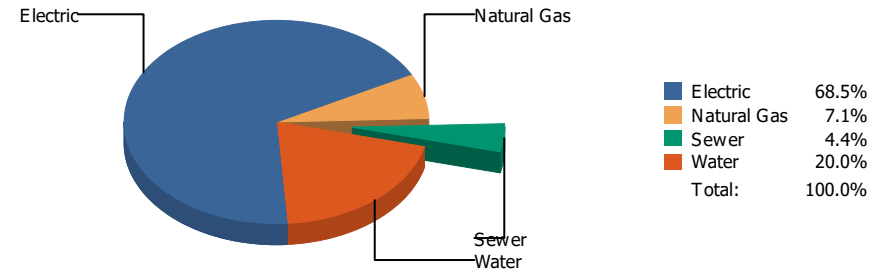
■ Electric 100.0%
Total: 100.0%

Commodity	Common Use	Energy Use	Energy Use / Area	Total Cost	Cost / Unit	Cost / Area
Place: [MILAM] MILAM 131 [BUILDING]						
Area: 63,641 ft²						
Billing Period: Nov 2023						
ELECTRIC	12,120.00 kWh	41,353 Kbtu	0.650 Kbtu/ft ²	\$1,642.75	\$0.136 /kWh	\$0.026 /ft ²
Totals:		41,353 Kbtu	0.650 Kbtu/ft²	\$1,642.75		

Energy

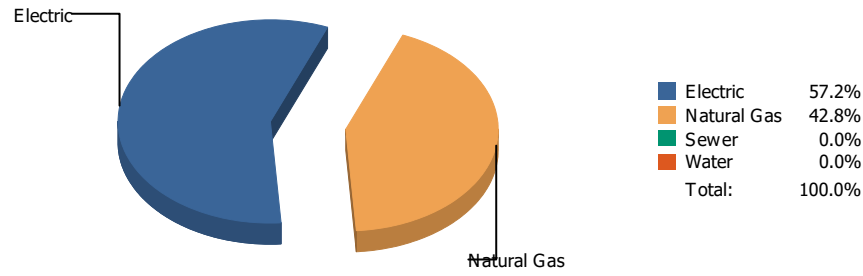


Cost

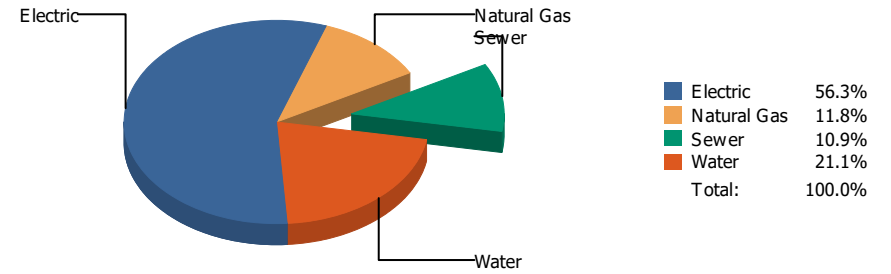


Commodity	Common Use	Energy Use	Energy Use / Area	Total Cost	Cost / Unit	Cost / Area
Place: [MOREHEAD] MOREHEAD 046 [BUILDING]						
Area: 119,353 ft²						
Billing Period: Nov 2023						
ELECTRIC	128,323.00 kWh	437,838 Kbtu	3.668 Kbtu/ft ²	\$9,744.72	\$0.076 /kWh	\$0.081 /ft ²
NATURALGAS	100.00 CCF	10,360 Kbtu	0.087 Kbtu/ft ²	\$1,006.07	\$10.061 /CCF	\$0.008 /ft ²
SEWER	13.00 CCF			\$630.22	\$48.478 /CCF	\$0.005 /ft ²
WATER	608.00 CCF			\$2,852.20	\$4.691 /CCF	\$0.024 /ft ²
Totals:		448,198 Kbtu	3.755 Kbtu/ft²	\$14,233.21		

Energy

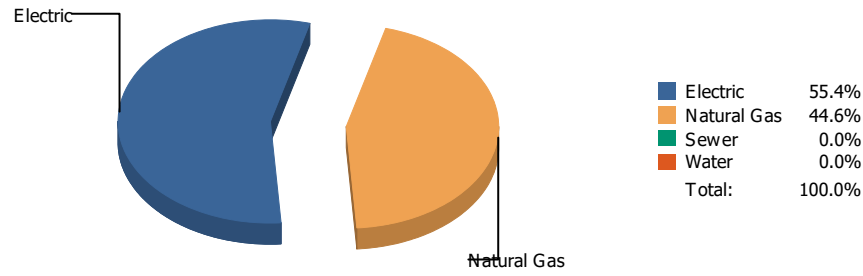


Cost

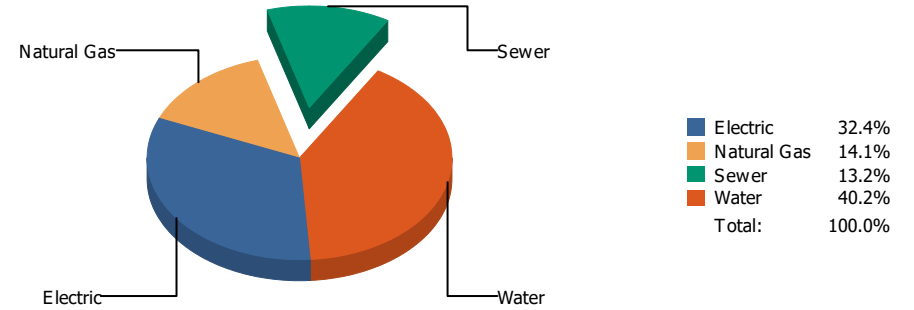


Commodity	Common Use	Energy Use	Energy Use / Area	Total Cost	Cost / Unit	Cost / Area
Place: [MOYE_2] MOYE [BUILDING]						
Area: 93,197 ft²						
Billing Period: Nov 2023						
ELECTRIC	48,195.00 kWh	164,441 Kbtu	1.764 Kbtu/ft ²	\$5,185.24	\$0.108 /kWh	\$0.056 /ft ²
NATURALGAS	1,190.00 CCF	123,284 Kbtu	1.323 Kbtu/ft ²	\$1,084.37	\$0.911 /CCF	\$0.012 /ft ²
SEWER	111.00 CCF			\$1,000.66	\$9.015 /CCF	\$0.011 /ft ²
WATER	318.00 CCF			\$1,938.71	\$6.097 /CCF	\$0.021 /ft ²
Totals:		287,725 Kbtu	3.087 Kbtu/ft²	\$9,208.98		

Energy

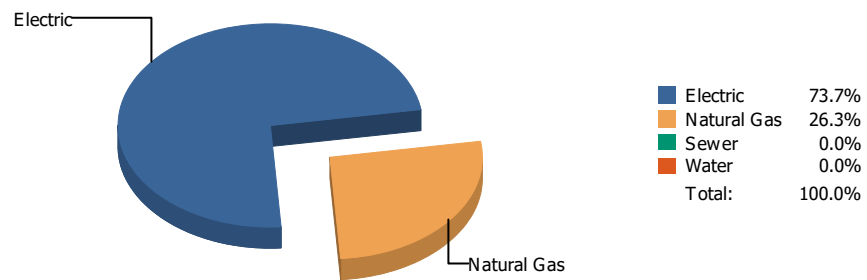


Cost

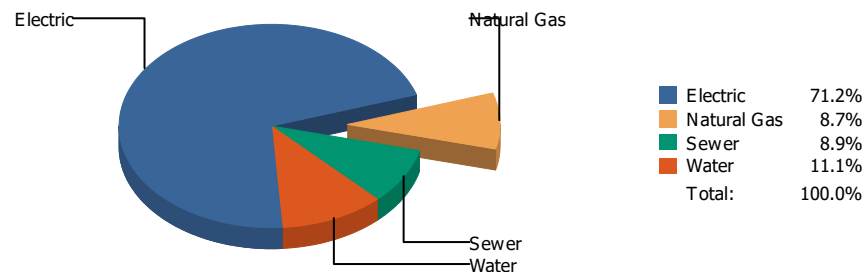


Commodity	Common Use	Energy Use	Energy Use / Area	Total Cost	Cost / Unit	Cost / Area
Place: [MULTI-MEDIACENTER] MULTI-MEDIA CENTER [BUILDING]						
Area: 27,633 ft²						
Billing Period: Nov 2023						
ELECTRIC	8,831.00 kWh	30,131 Kbtu	1.090 Kbtu/ft ²	\$917.92	\$0.104 /kWh	\$0.033 /ft ²
NATURALGAS	234.00 CCF	24,242 Kbtu	0.877 Kbtu/ft ²	\$399.60	\$1.708 /CCF	\$0.014 /ft ²
SEWER	54.00 CCF			\$374.81	\$6.941 /CCF	\$0.014 /ft ²
WATER	174.00 CCF			\$1,138.59	\$6.544 /CCF	\$0.041 /ft ²
Totals:		54,374 Kbtu	1.968 Kbtu/ft²	\$2,830.92		

Energy



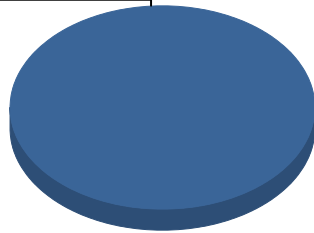
Cost



Commodity	Common Use	Energy Use	Energy Use / Area	Total Cost	Cost / Unit	Cost / Area
Place: [MURPHREE-PK-8] CHARLES Q. MURPHREE PK-8 [BUILDING]						
Area: 87,993 ft²						
Billing Period: Nov 2023						
ELECTRIC	78,083.00 kWh	266,419 Kbtu	3.028 Kbtu/ft ²	\$11,046.09	\$0.141 /kWh	\$0.125 /ft ²
NATURALGAS	919.00 CCF	95,208 Kbtu	1.082 Kbtu/ft ²	\$1,354.56	\$1.474 /CCF	\$0.015 /ft ²
SEWER	112.00 CCF			\$1,381.71	\$12.337 /CCF	\$0.016 /ft ²
WATER	239.00 CCF			\$1,724.77	\$7.217 /CCF	\$0.019 /ft ²
Totals:		361,628 Kbtu	4.110 Kbtu/ft²	\$15,507.13		

Energy

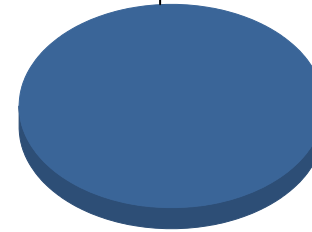
Electric



■ Electric 100.0%
Total: 100.0%

Cost

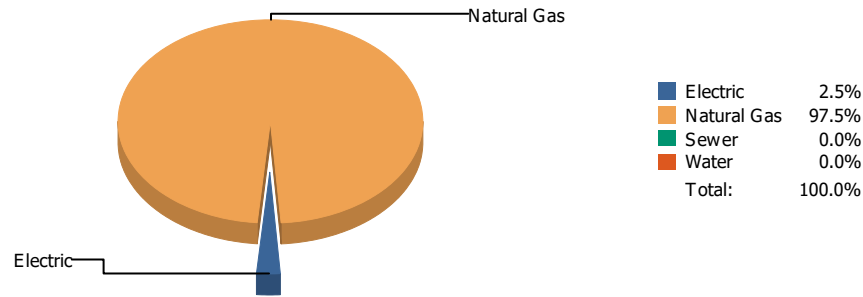
Electric



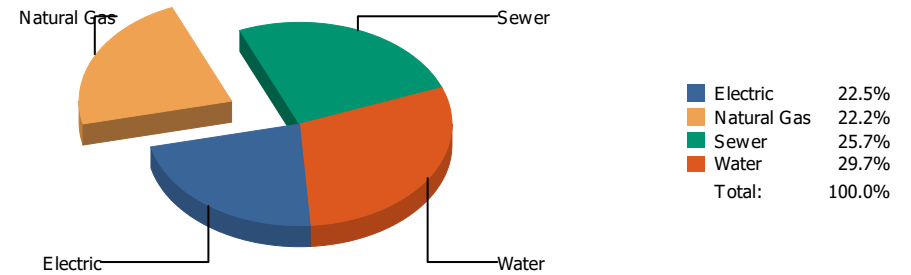
■ Electric 100.0%
Total: 100.0%

Commodity	Common Use	Energy Use	Energy Use / Area	Total Cost	Cost / Unit	Cost / Area
Place: [NE-AREA-OFFICES] N.E. AREA Hondo Pass Hondo Cottages 882 [BUILDING]						
Area: 7,328 ft²						
Billing Period: Nov 2023						
ELECTRIC	80.00 kWh	273 Kbtu	0.037 Kbtu/ft ²	\$45.03	\$0.563 /kWh	\$0.006 /ft ²
Totals:		273 Kbtu	0.037 Kbtu/ft²	\$45.03		

Energy

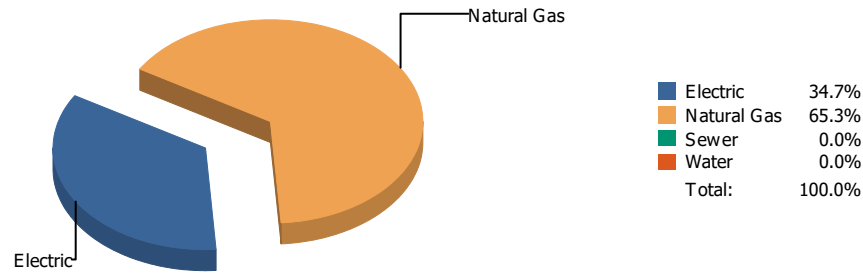


Cost

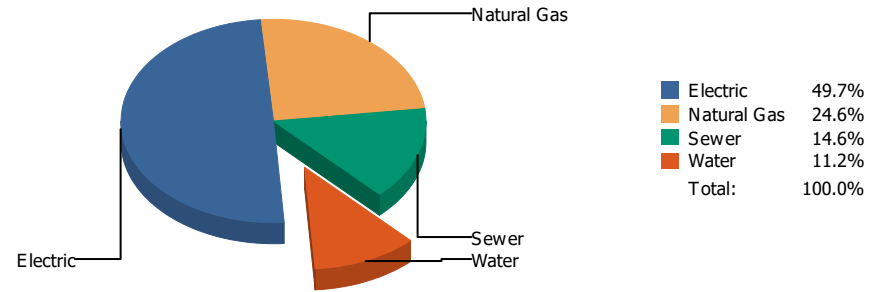


Commodity	Common Use	Energy Use	Energy Use / Area	Total Cost	Cost / Unit	Cost / Area
Place: [NETTRANSPORTATION] N.E. TRANSPORTATION 826 [BUILDING]						
Area: 5,995 ft²						
Billing Period: Nov 2023						
ELECTRIC	392.00 kWh	1,338 Kbtu	0.223 Kbtu/ft ²	\$598.74	\$1.527 /kWh	\$0.100 /ft ²
NATURALGAS	500.00 CCF	51,800 Kbtu	8.641 Kbtu/ft ²	\$590.14	\$1.180 /CCF	\$0.098 /ft ²
SEWER	27.00 CCF			\$683.14	\$25.301 /CCF	\$0.114 /ft ²
WATER	91.00 CCF			\$790.74	\$8.689 /CCF	\$0.132 /ft ²
Totals:		53,138 Kbtu	8.864 Kbtu/ft²	\$2,662.76		

Energy

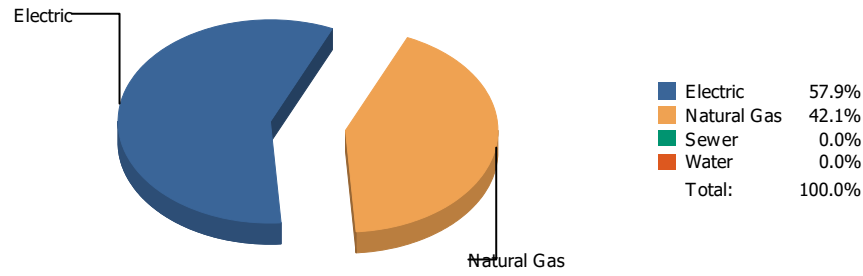


Cost

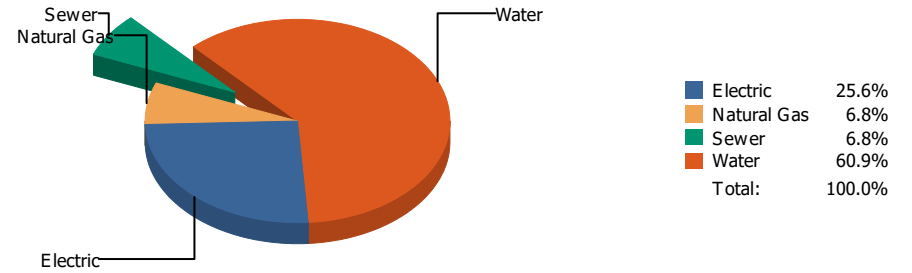


Commodity	Common Use	Energy Use	Energy Use / Area	Total Cost	Cost / Unit	Cost / Area
Place: [NEWMAN] NEWMAN ELEMENTARY 133 [BUILDING]						
Area: 73,291 ft²						
Billing Period: Nov 2023						
ELECTRIC	18,864.00 kWh	64,364 Kbtu	0.878 Kbtu/ft ²	\$3,095.73	\$0.164 /kWh	\$0.042 /ft ²
NATURALGAS	1,167.00 CCF	120,901 Kbtu	1.650 Kbtu/ft ²	\$1,531.83	\$1.313 /CCF	\$0.021 /ft ²
SEWER	159.00 CCF			\$907.36	\$5.707 /CCF	\$0.012 /ft ²
WATER	69.00 CCF			\$694.87	\$10.071 /CCF	\$0.009 /ft ²
Totals:		185,265 Kbtu	2.528 Kbtu/ft²	\$6,229.79		

Energy

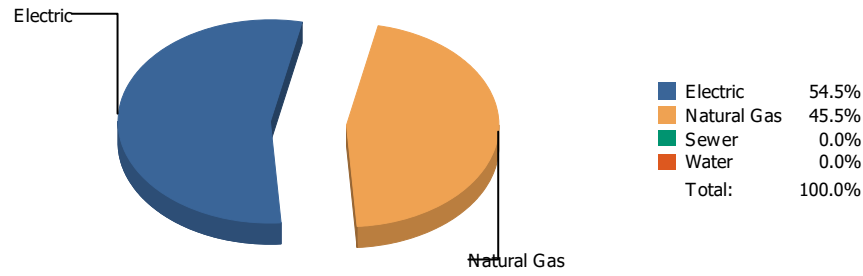


Cost

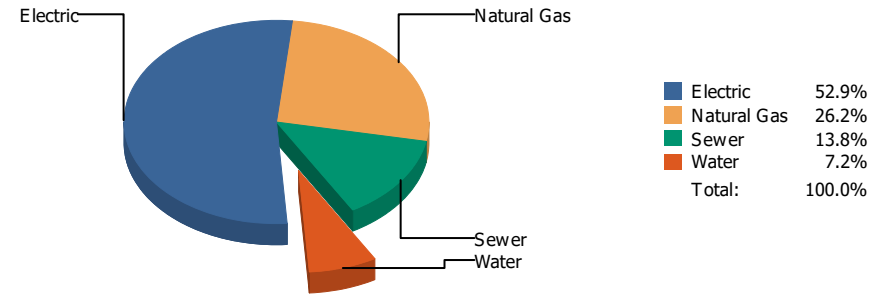


Commodity	Common Use	Energy Use	Energy Use / Area	Total Cost	Cost / Unit	Cost / Area
Place: [NIXON] L.A. NIXON 161 [BUILDING]						
Area: 76,873 ft²						
Billing Period: Nov 2023						
ELECTRIC	26,360.00 kWh	89,940 Kbtu	1.170 Kbtu/ft ²	\$3,463.94	\$0.131 /kWh	\$0.045 /ft ²
NATURALGAS	632.00 CCF	65,475 Kbtu	0.852 Kbtu/ft ²	\$916.65	\$1.450 /CCF	\$0.012 /ft ²
SEWER	61.00 CCF			\$914.19	\$14.987 /CCF	\$0.012 /ft ²
WATER	874.00 CCF			\$8,245.21	\$9.434 /CCF	\$0.107 /ft ²
Totals:		155,416 Kbtu	2.022 Kbtu/ft²	\$13,539.99		

Energy

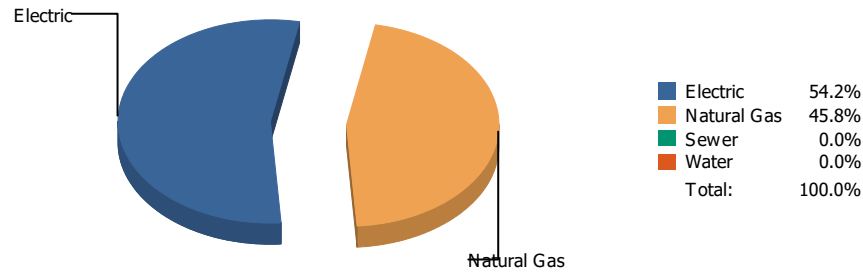


Cost

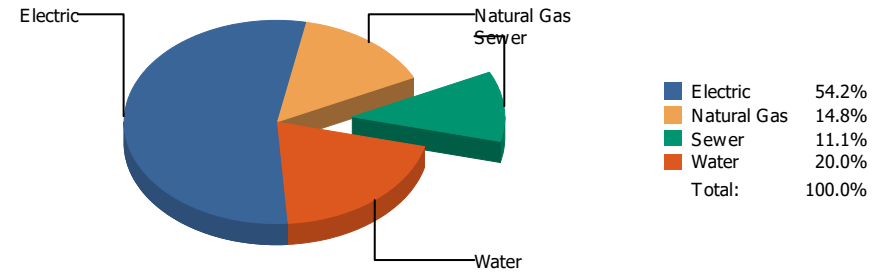


Commodity	Common Use	Energy Use	Energy Use / Area	Total Cost	Cost / Unit	Cost / Area
Place: [OCC-CTR] OCCUPATIONAL CTR. [BUILDING]						
Area: 11,845 ft²						
Billing Period: Nov 2023						
ELECTRIC	2,800.00 kWh	9,554 Kbtu	0.807 Kbtu/ft ²	\$579.48	\$0.207 /kWh	\$0.049 /ft ²
NATURALGAS	77.00 CCF	7,977 Kbtu	0.673 Kbtu/ft ²	\$287.13	\$3.729 /CCF	\$0.024 /ft ²
SEWER	4.00 CCF			\$150.77	\$37.693 /CCF	\$0.013 /ft ²
WATER	2.00 CCF			\$78.66	\$39.330 /CCF	\$0.007 /ft ²
Totals:		17,531 Kbtu	1.480 Kbtu/ft²	\$1,096.04		

Energy

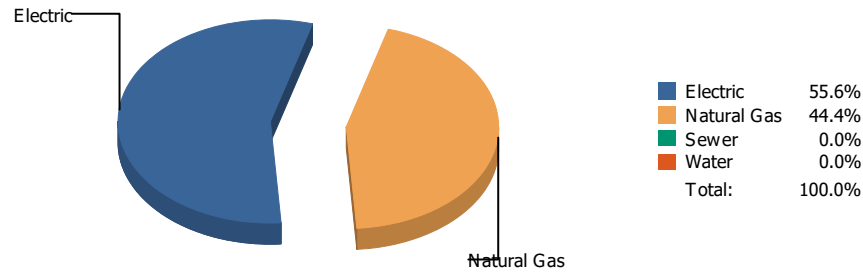


Cost

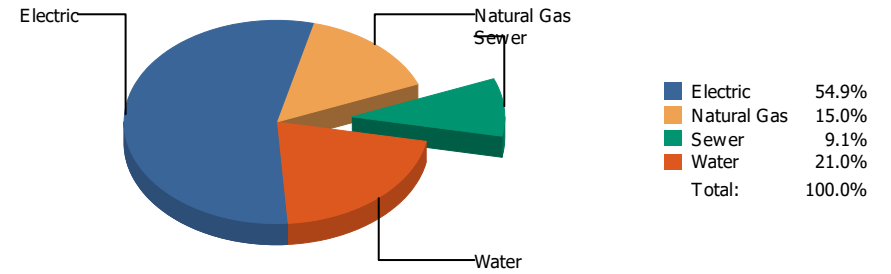


Commodity	Common Use	Energy Use	Energy Use / Area	Total Cost	Cost / Unit	Cost / Area
Place: [PARK] PARK 134 [BUILDING]						
Area: 63,609 ft²						
Billing Period: Nov 2023						
ELECTRIC	26,726.00 kWh	91,189 Kbtu	1.434 Kbtu/ft ²	\$3,657.78	\$0.137 /kWh	\$0.057 /ft ²
NATURALGAS	743.00 CCF	76,975 Kbtu	1.210 Kbtu/ft ²	\$996.19	\$1.341 /CCF	\$0.016 /ft ²
SEWER	72.00 CCF			\$749.19	\$10.405 /CCF	\$0.012 /ft ²
WATER	193.00 CCF			\$1,348.82	\$6.989 /CCF	\$0.021 /ft ²
Totals:		168,164 Kbtu	2.644 Kbtu/ft²	\$6,751.98		

Energy

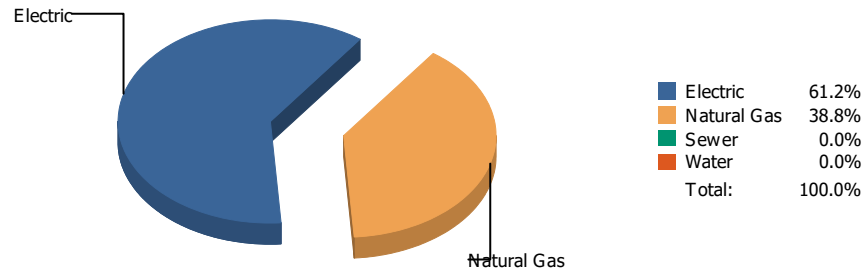


Cost

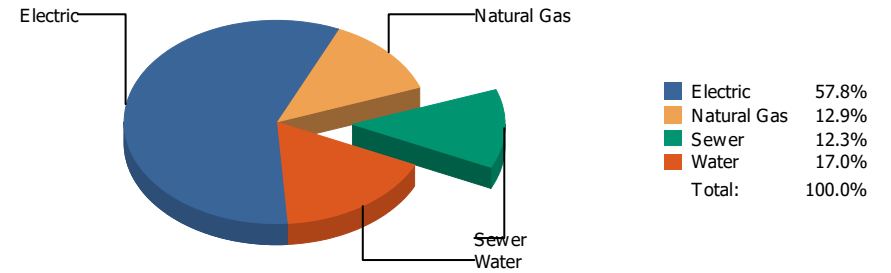


Commodity	Common Use	Energy Use	Energy Use / Area	Total Cost	Cost / Unit	Cost / Area
Place: [PAUL-MORENO_1] PAUL MORENO 167 [BUILDING]						
Area: 87,824 ft²						
Billing Period: Nov 2023						
ELECTRIC	41,600.00 kWh	141,939 Kbtu	1.616 Kbtu/ft ²	\$4,554.81	\$0.109 /kWh	\$0.052 /ft ²
NATURALGAS	1,093.00 CCF	113,235 Kbtu	1.289 Kbtu/ft ²	\$1,246.85	\$1.141 /CCF	\$0.014 /ft ²
SEWER	65.00 CCF			\$758.62	\$11.671 /CCF	\$0.009 /ft ²
WATER	283.00 CCF			\$1,740.13	\$6.149 /CCF	\$0.020 /ft ²
Totals:		255,174 Kbtu	2.906 Kbtu/ft²	\$8,300.41		

Energy

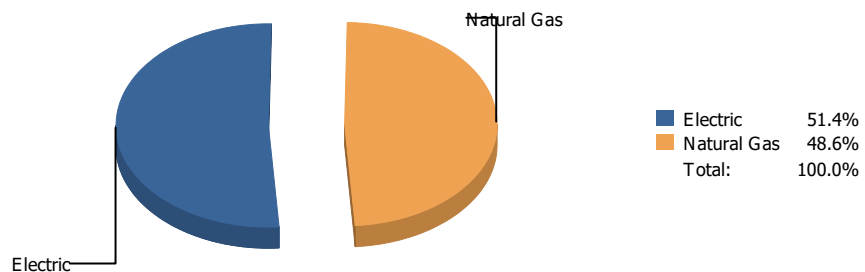


Cost

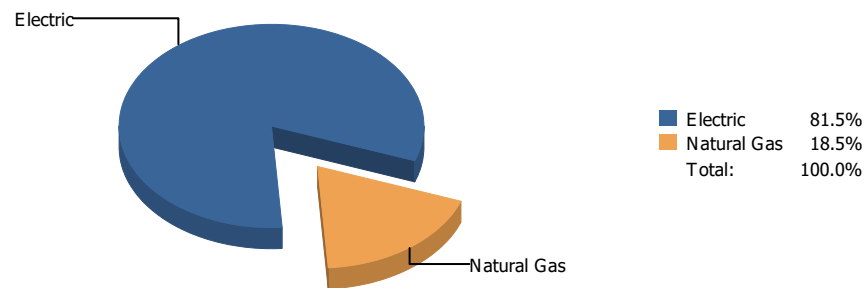


Commodity	Common Use	Energy Use	Energy Use / Area	Total Cost	Cost / Unit	Cost / Area
Place: [POLK] POLK 159 [BUILDING]						
Area: 67,321 ft²						
Billing Period: Nov 2023						
ELECTRIC	27,800.00 kWh	94,854 Kbtu	1.409 Kbtu/ft ²	\$3,930.64	\$0.141 /kWh	\$0.058 /ft ²
NATURALGAS	580.00 CCF	60,088 Kbtu	0.893 Kbtu/ft ²	\$879.45	\$1.516 /CCF	\$0.013 /ft ²
SEWER	122.00 CCF			\$838.43	\$6.872 /CCF	\$0.012 /ft ²
WATER	231.00 CCF			\$1,156.88	\$5.008 /CCF	\$0.017 /ft ²
Totals:		154,942 Kbtu	2.302 Kbtu/ft²	\$6,805.40		

Energy

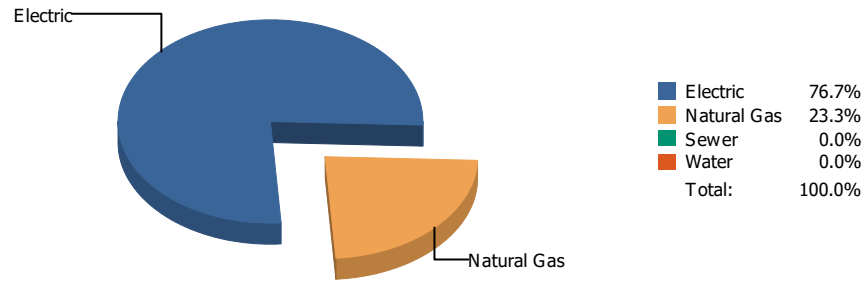


Cost

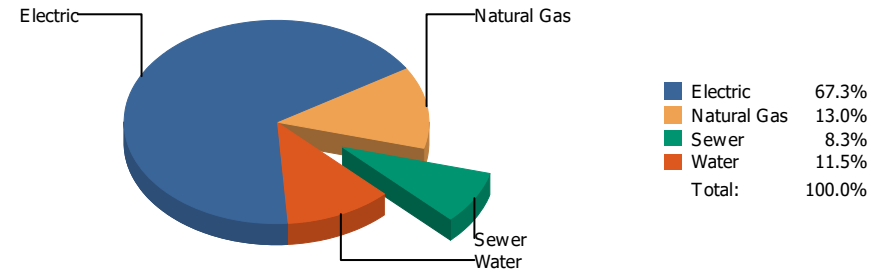


Commodity	Common Use	Energy Use	Energy Use / Area	Total Cost	Cost / Unit	Cost / Area
Place: [POWELL_2] POWELL		175 [BUILDING]				
Area: 79,770 ft²						
Billing Period: Nov 2023						
ELECTRIC	42,840.00 kWh	146,170 Kbtu	1.832 Kbtu/ft ²	\$5,245.51	\$0.122 /kWh	\$0.066 /ft ²
NATURALGAS	1,334.00 CCF	138,202 Kbtu	1.733 Kbtu/ft ²	\$1,187.49	\$0.890 /CCF	\$0.015 /ft ²
Totals:		284,372 Kbtu	3.565 Kbtu/ft²	\$6,433.00		

Energy

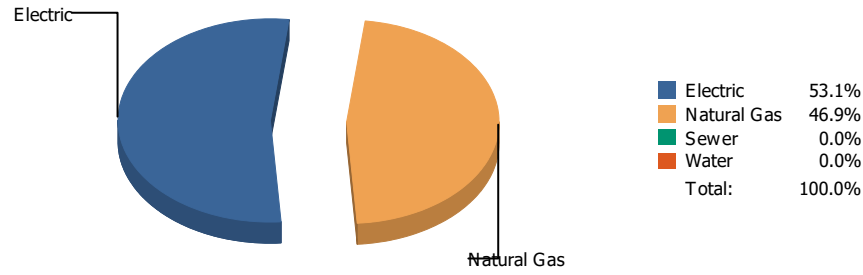


Cost

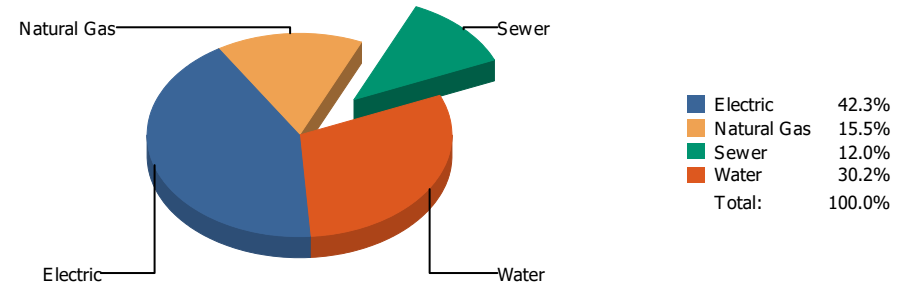


Commodity	Common Use	Energy Use	Energy Use / Area	Total Cost	Cost / Unit	Cost / Area
Place: [PROFESSIONAL-DEV] EPISD PROF DEVELOPMENT CENTER931 [BUILDING]						
Area: 18,400 ft²						
Billing Period: Nov 2023						
ELECTRIC	10,480.00 kWh	35,758 Kbtu	1.943 Kbtu/ft ²	\$1,596.22	\$0.152 /kWh	\$0.087 /ft ²
NATURALGAS	105.00 CCF	10,878 Kbtu	0.591 Kbtu/ft ²	\$308.07	\$2.934 /CCF	\$0.017 /ft ²
SEWER	16.00 CCF			\$196.13	\$12.258 /CCF	\$0.011 /ft ²
WATER	19.00 CCF			\$272.45	\$14.339 /CCF	\$0.015 /ft ²
Totals:		46,636 Kbtu	2.535 Kbtu/ft²	\$2,372.87		

Energy

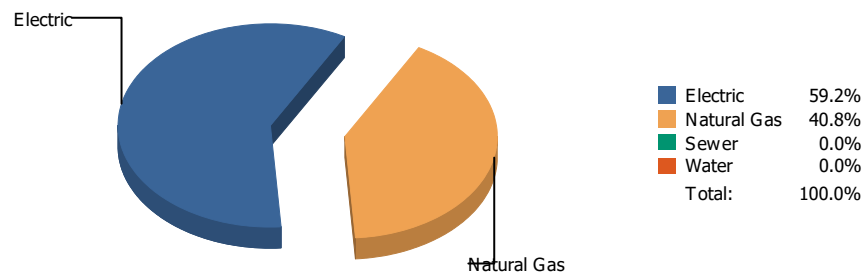


Cost

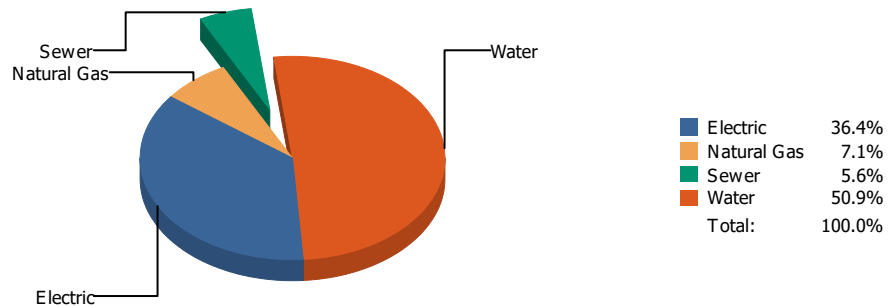


Commodity	Common Use	Energy Use	Energy Use / Area	Total Cost	Cost / Unit	Cost / Area
Place: [PUTNAM] PUTNAM 135 [BUILDING]						
Area: 61,978 ft²						
Billing Period: Nov 2023						
ELECTRIC	18,592.00 kWh	63,436 Kbtu	1.024 Kbtu/ft ²	\$2,326.84	\$0.125 /kWh	\$0.037 /ft ²
NATURALGAS	541.00 CCF	56,048 Kbtu	0.904 Kbtu/ft ²	\$851.49	\$1.574 /CCF	\$0.014 /ft ²
SEWER	76.00 CCF			\$657.36	\$8.649 /CCF	\$0.011 /ft ²
WATER	216.00 CCF			\$1,660.35	\$7.687 /CCF	\$0.027 /ft ²
Totals:		119,484 Kbtu	1.928 Kbtu/ft²	\$5,496.04		

Energy

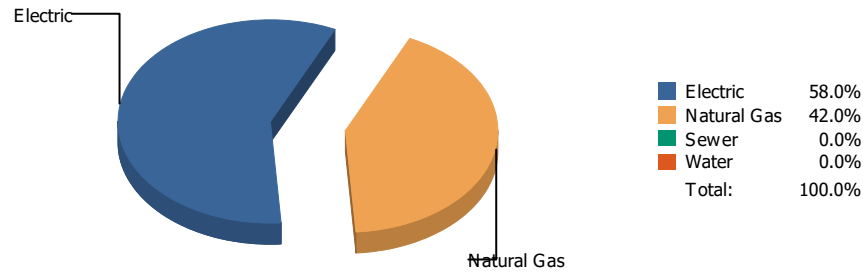


Cost

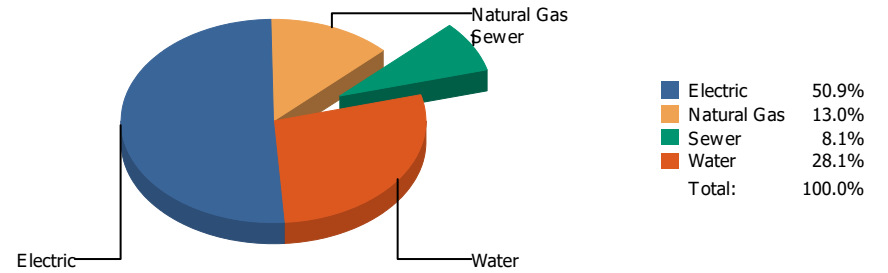


Commodity	Common Use	Energy Use	Energy Use / Area	Total Cost	Cost / Unit	Cost / Area
Place: [RICHARDS] RICHARDSON [BUILDING]						
Area: 115,872 ft²						
Billing Period: Nov 2023						
ELECTRIC	53,105.00 kWh	181,194 Kbtu	1.564 Kbtu/ft ²	\$5,646.97	\$0.106 /kWh	\$0.049 /ft ²
NATURALGAS	1,207.00 CCF	125,045 Kbtu	1.079 Kbtu/ft ²	\$1,096.55	\$0.908 /CCF	\$0.009 /ft ²
SEWER	131.00 CCF			\$872.45	\$6.660 /CCF	\$0.008 /ft ²
WATER	1,645.00 CCF			\$7,892.93	\$4.798 /CCF	\$0.068 /ft ²
Totals:		306,239 Kbtu	2.643 Kbtu/ft²	\$15,508.90		

Energy



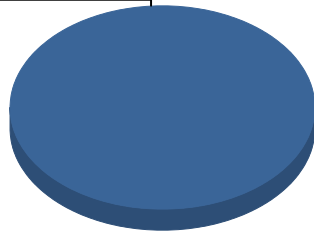
Cost



Commodity	Common Use	Energy Use	Energy Use / Area	Total Cost	Cost / Unit	Cost / Area
Place: [RIVERA] RIVERA 156 [BUILDING]						
Area: 77,562 ft²						
Billing Period: Nov 2023						
ELECTRIC	33,262.00 kWh	113,490 Kbtu	1.463 Kbtu/ft ²	\$4,034.63	\$0.121 /kWh	\$0.052 /ft ²
NATURALGAS	794.00 CCF	82,258 Kbtu	1.061 Kbtu/ft ²	\$1,032.70	\$1.301 /CCF	\$0.013 /ft ²
SEWER	24.00 CCF			\$638.68	\$26.612 /CCF	\$0.008 /ft ²
WATER	256.00 CCF			\$2,225.26	\$8.692 /CCF	\$0.028 /ft ²
Totals:		195,748 Kbtu	2.524 Kbtu/ft²	\$7,931.27		

Energy

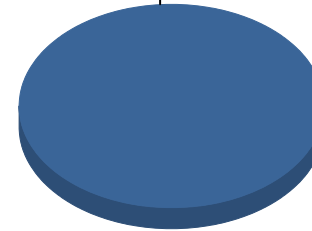
Electric



■ Electric 100.0%
Total: 100.0%

Cost

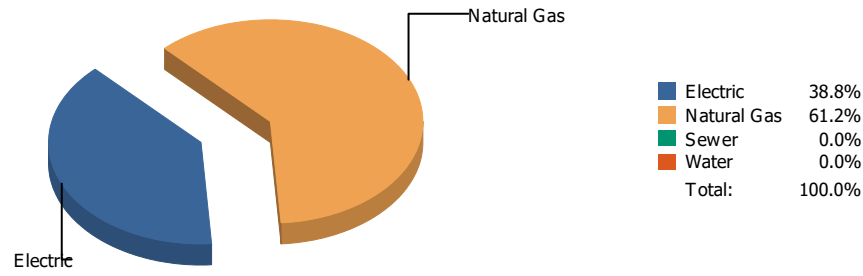
Electric



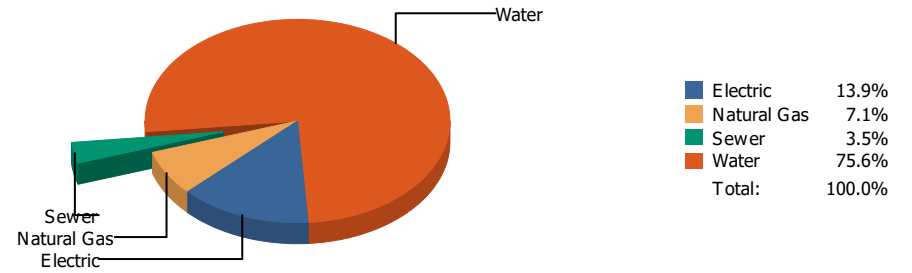
■ Electric 100.0%
Total: 100.0%

Commodity	Common Use	Energy Use	Energy Use / Area	Total Cost	Cost / Unit	Cost / Area
Place: [ROBERTS] ROBERTS 136 [BUILDING]						
Area: 81,457 ft²						
Billing Period: Nov 2023						
ELECTRIC	4,200.00 kWh	14,330 Kbtu	0.176 Kbtu/ft ²	\$387.49	\$0.092 /kWh	\$0.005 /ft ²
Totals:		14,330 Kbtu	0.176 Kbtu/ft²	\$387.49		

Energy

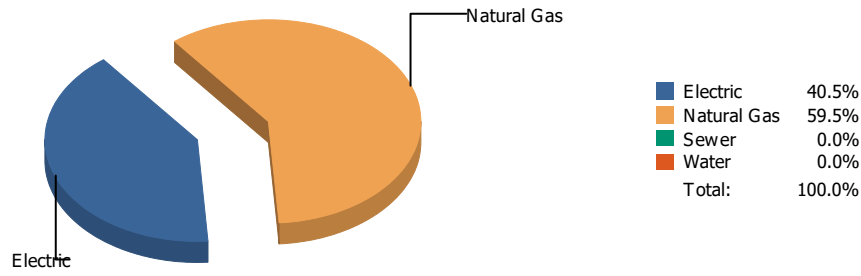


Cost

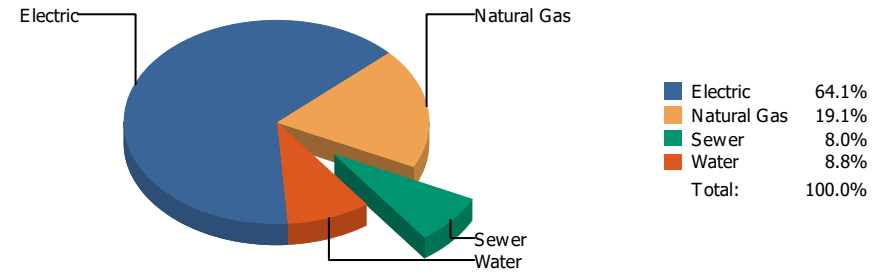


Commodity	Common Use	Energy Use	Energy Use / Area	Total Cost	Cost / Unit	Cost / Area
Place: [RUSK] RUSK 138 [BUILDING]						
Area: 67,240 ft²						
Billing Period: Nov 2023						
ELECTRIC	17,568.00 kWh	59,942 Kbtu	0.891 Kbtu/ft ²	\$2,214.21	\$0.126 /kWh	\$0.033 /ft ²
NATURALGAS	914.00 CCF	94,690 Kbtu	1.408 Kbtu/ft ²	\$1,126.34	\$1.232 /CCF	\$0.017 /ft ²
SEWER	55.00 CCF			\$549.28	\$9.987 /CCF	\$0.008 /ft ²
WATER	1,215.00 CCF			\$12,026.63	\$9.898 /CCF	\$0.179 /ft ²
Totals:		154,632 Kbtu	2.300 Kbtu/ft²	\$15,916.46		

Energy



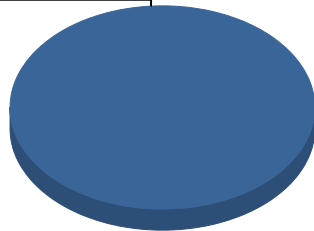
Cost



Commodity	Common Use	Energy Use	Energy Use / Area	Total Cost	Cost / Unit	Cost / Area
Place: [SAN-JAC] SAN JACINTO 139 [BUILDING]						
Area: 29,589 ft²						
Billing Period: Nov 2023						
ELECTRIC	8,000.00 kWh	27,296 Kbtu	0.923 Kbtu/ft ²	\$1,707.32	\$0.213 /kWh	\$0.058 /ft ²
NATURALGAS	387.00 CCF	40,093 Kbtu	1.355 Kbtu/ft ²	\$509.45	\$1.316 /CCF	\$0.017 /ft ²
SEWER	11.00 CCF			\$212.27	\$19.297 /CCF	\$0.007 /ft ²
WATER	18.00 CCF			\$233.67	\$12.982 /CCF	\$0.008 /ft ²
Totals:		67,389 Kbtu	2.278 Kbtu/ft²	\$2,662.71		

Energy

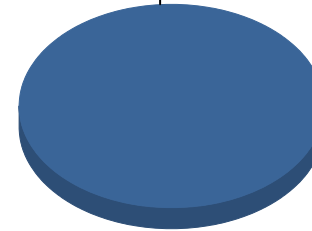
Electric



■ Electric 100.0%
Total: 100.0%

Cost

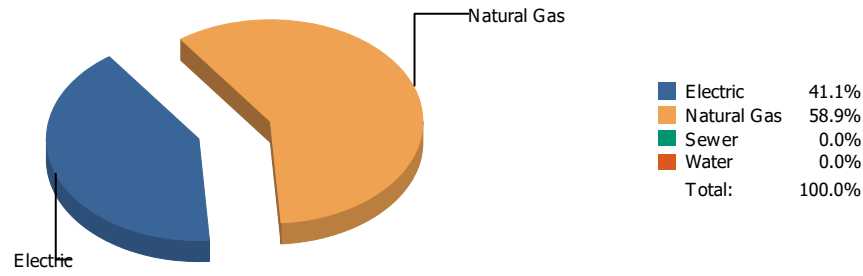
Electric



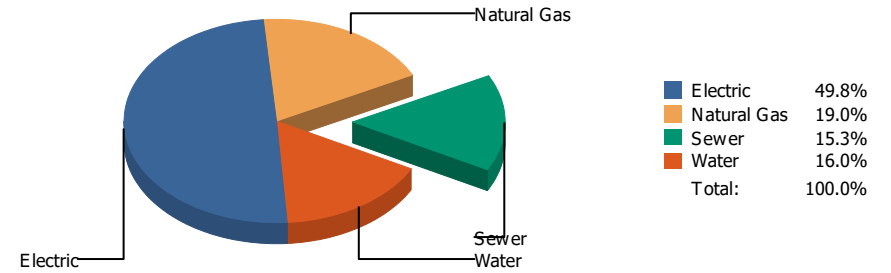
■ Electric 100.0%
Total: 100.0%

Commodity	Common Use	Energy Use	Energy Use / Area	Total Cost	Cost / Unit	Cost / Area
Place: [SCHUSTER] SCHUSTER 140 [BUILDING]						
Area: 34,371 ft²						
Billing Period: Nov 2023						
ELECTRIC	175.00 kWh	597 Kbtu	0.017 Kbtu/ft ²	\$283.32	\$1.619 /kWh	\$0.008 /ft ²
Totals:		597 Kbtu	0.017 Kbtu/ft²	\$283.32		

Energy

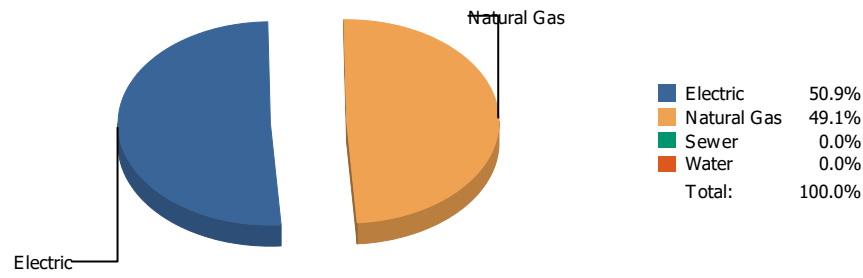


Cost

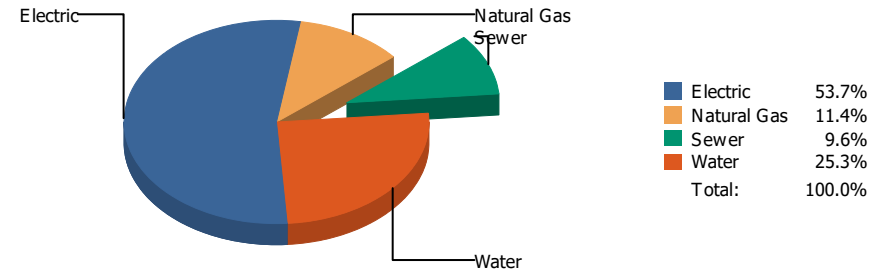


Commodity	Common Use	Energy Use	Energy Use / Area	Total Cost	Cost / Unit	Cost / Area
Place: [STANTON] STANTON 141 [BUILDING]						
Area: 75,957 ft²						
Billing Period: Nov 2023						
ELECTRIC	15,016.00 kWh	51,235 Kbtu	0.675 Kbtu/ft ²	\$2,547.26	\$0.170 /kWh	\$0.033 /ft ²
NATURALGAS	709.00 CCF	73,452 Kbtu	0.967 Kbtu/ft ²	\$972.03	\$1.371 /CCF	\$0.013 /ft ²
SEWER	126.00 CCF			\$782.62	\$6.211 /CCF	\$0.010 /ft ²
WATER	168.00 CCF			\$817.78	\$4.868 /CCF	\$0.011 /ft ²
Totals:		124,687 Kbtu	1.642 Kbtu/ft²	\$5,119.69		

Energy

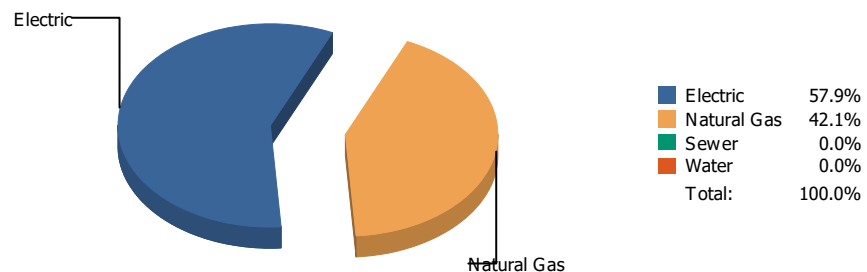


Cost

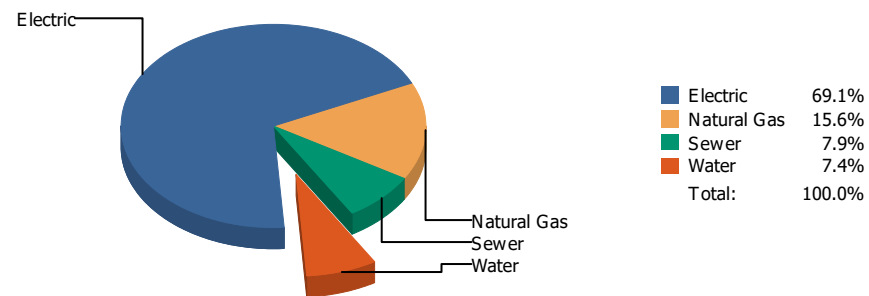


Commodity	Common Use	Energy Use	Energy Use / Area	Total Cost	Cost / Unit	Cost / Area
Place: [SUNRISEMOUNT] SUNRISE MOUNTAIN ELEMENTARY 150 [BUILDING]						
Area: 78,368 ft²						
Billing Period: Nov 2023						
ELECTRIC	24,254.00 kWh	82,755 Kbtu	1.056 Kbtu/ft ²	\$3,677.91	\$0.152 /kWh	\$0.047 /ft ²
NATURALGAS	770.00 CCF	79,772 Kbtu	1.018 Kbtu/ft ²	\$783.51	\$1.018 /CCF	\$0.010 /ft ²
SEWER	38.00 CCF			\$656.56	\$17.278 /CCF	\$0.008 /ft ²
WATER	214.00 CCF			\$1,732.21	\$8.094 /CCF	\$0.022 /ft ²
Totals:		162,527 Kbtu	2.074 Kbtu/ft²	\$6,850.19		

Energy

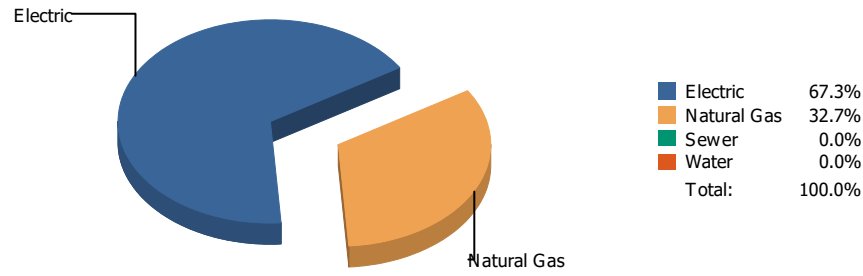


Cost

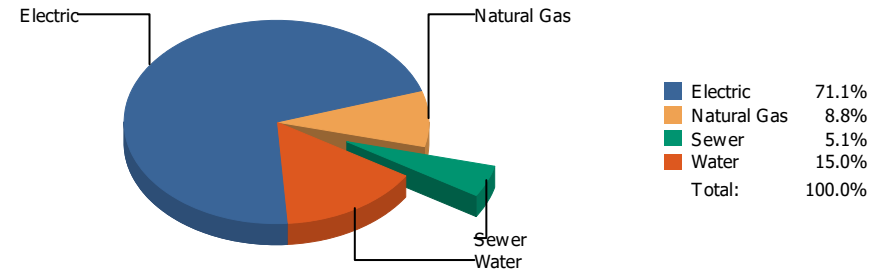


Commodity	Common Use	Energy Use	Energy Use / Area	Total Cost	Cost / Unit	Cost / Area
Place: [SUNSET-HIGH_1] TECHNOLOGY SERVICES [BUILDING]						
Area: 33,263 ft²						
Billing Period: Nov 2023						
ELECTRIC	19,840.00 kWh	67,694 Kbtu	2.035 Kbtu/ft ²	\$2,535.86	\$0.128 /kWh	\$0.076 /ft ²
NATURALGAS	475.00 CCF	49,210 Kbtu	1.479 Kbtu/ft ²	\$571.98	\$1.204 /CCF	\$0.017 /ft ²
SEWER	32.00 CCF			\$291.65	\$9.114 /CCF	\$0.009 /ft ²
WATER	30.00 CCF			\$270.51	\$9.017 /CCF	\$0.008 /ft ²
Totals:		116,904 Kbtu	3.515 Kbtu/ft²	\$3,670.00		

Energy

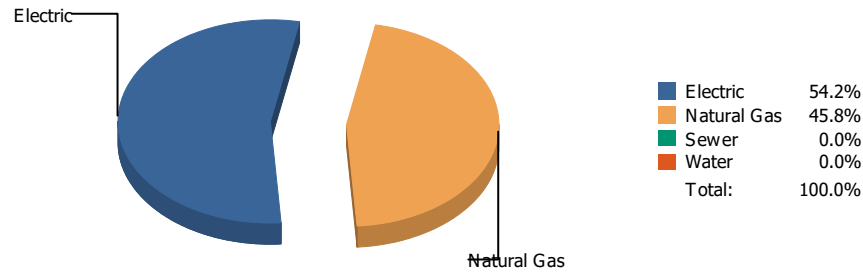


Cost

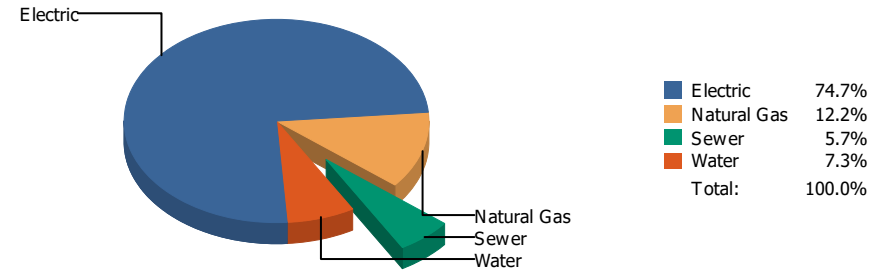


Commodity	Common Use	Energy Use	Energy Use / Area	Total Cost	Cost / Unit	Cost / Area
Place: [TIPPENELEMENTARY] TIPPIN ELEMENTARY 168 [BUILDING]						
Area: 93,360 ft²						
Billing Period: Nov 2023						
ELECTRIC	69,240.00 kWh	236,247 Kbtu	2.530 Kbtu/ft ²	\$8,321.68	\$0.120 /kWh	\$0.089 /ft ²
NATURALGAS	1,110.00 CCF	114,996 Kbtu	1.232 Kbtu/ft ²	\$1,027.27	\$0.925 /CCF	\$0.011 /ft ²
SEWER	57.00 CCF			\$592.73	\$10.399 /CCF	\$0.006 /ft ²
WATER	339.00 CCF			\$1,761.26	\$5.195 /CCF	\$0.019 /ft ²
Totals:		351,243 Kbtu	3.762 Kbtu/ft²	\$11,702.94		

Energy

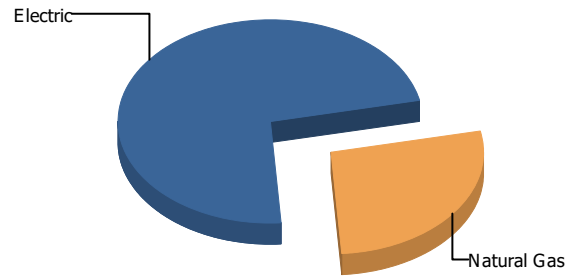


Cost



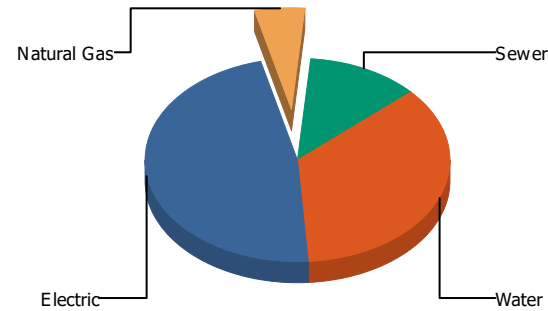
Commodity	Common Use	Energy Use	Energy Use / Area	Total Cost	Cost / Unit	Cost / Area
Place: [TOMLEA_2] TOM LEA 178 [BUILDING]						
Area: 88,828 ft²						
Billing Period: Nov 2023						
ELECTRIC	62,560.00 kWh	213,455 Kbtu	2.403 Kbtu/ft ²	\$9,028.57	\$0.144 /kWh	\$0.102 /ft ²
NATURALGAS	1,738.00 CCF	180,057 Kbtu	2.027 Kbtu/ft ²	\$1,476.88	\$0.850 /CCF	\$0.017 /ft ²
SEWER	82.00 CCF			\$687.23	\$8.381 /CCF	\$0.008 /ft ²
WATER	135.00 CCF			\$885.78	\$6.561 /CCF	\$0.010 /ft ²
Totals:		393,512 Kbtu	4.430 Kbtu/ft²	\$12,078.46		

Energy



Electric	72.9%
Natural Gas	27.1%
Sewer	0.0%
Water	0.0%
Total:	100.0%

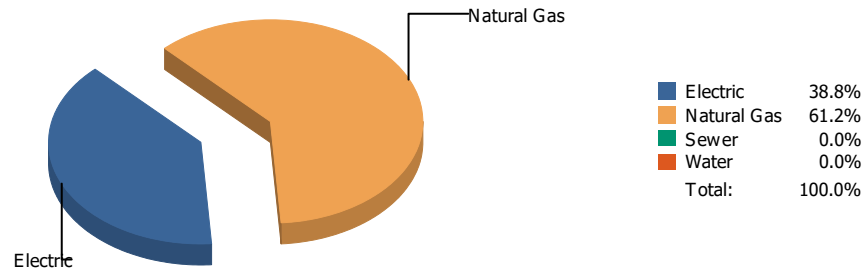
Cost



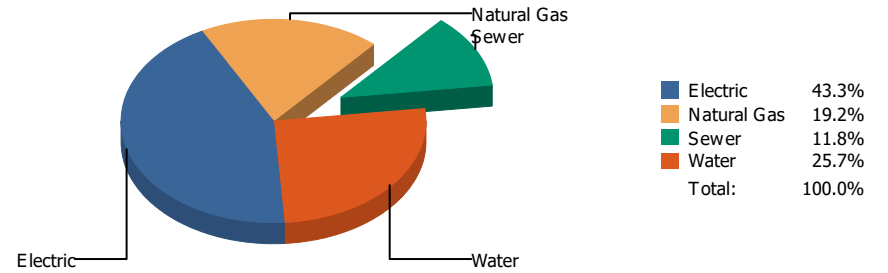
Electric	47.3%
Natural Gas	5.1%
Sewer	11.9%
Water	35.7%
Total:	100.0%

Commodity	Common Use	Energy Use	Energy Use / Area	Total Cost	Cost / Unit	Cost / Area
Place: [TORRES] TORRES 158 [BUILDING]						
Area: 59,142 ft²						
Billing Period: Nov 2023						
ELECTRIC	43,291.00 kWh	147,709 Kbtu	2.498 Kbtu/ft ²	\$6,372.63	\$0.147 /kWh	\$0.108 /ft ²
NATURALGAS	530.00 CCF	54,908 Kbtu	0.928 Kbtu/ft ²	\$693.61	\$1.309 /CCF	\$0.012 /ft ²
SEWER	117.00 CCF			\$1,604.42	\$13.713 /CCF	\$0.027 /ft ²
WATER	777.00 CCF			\$4,809.96	\$6.190 /CCF	\$0.081 /ft ²
Totals:		202,617 Kbtu	3.426 Kbtu/ft²	\$13,480.62		

Energy

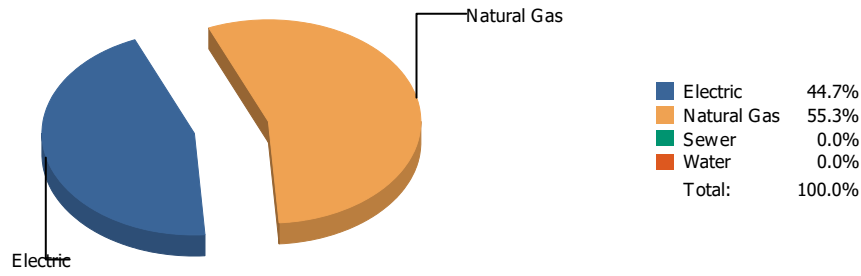


Cost

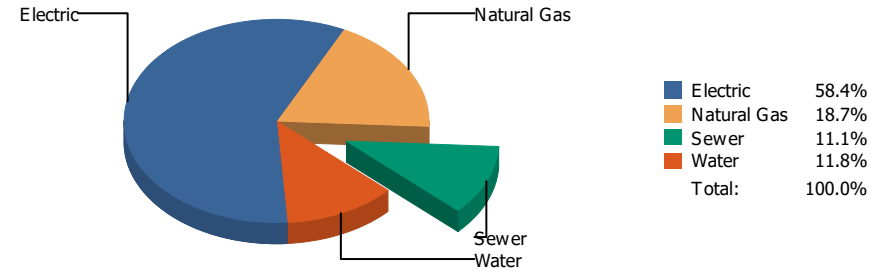


Commodity	Common Use	Energy Use	Energy Use / Area	Total Cost	Cost / Unit	Cost / Area
Place: [TRAVIS] TRAVIS 143 [BUILDING]						
Area: 78,925 ft²						
Billing Period: Nov 2023						
ELECTRIC	15,720.00 kWh	53,637 Kbtu	0.680 Kbtu/ft ²	\$1,857.14	\$0.118 /kWh	\$0.023 /ft ²
NATURALGAS	817.00 CCF	84,641 Kbtu	1.072 Kbtu/ft ²	\$824.09	\$1.009 /CCF	\$0.010 /ft ²
SEWER	53.00 CCF			\$506.68	\$9.560 /CCF	\$0.006 /ft ²
WATER	198.00 CCF			\$1,102.41	\$5.568 /CCF	\$0.014 /ft ²
Totals:		138,278 Kbtu	1.752 Kbtu/ft²	\$4,290.32		

Energy

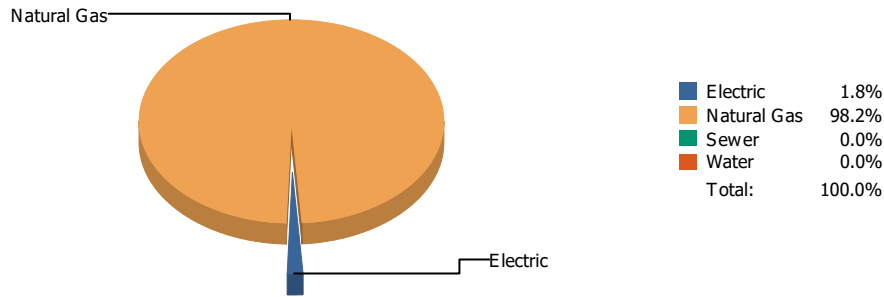


Cost

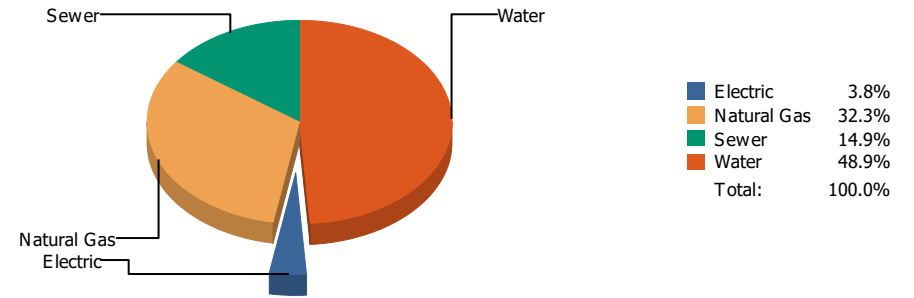


Commodity	Common Use	Energy Use	Energy Use / Area	Total Cost	Cost / Unit	Cost / Area
Place: [VILAS] VILAS 144 [BUILDING]						
Area: 66,992 ft²						
Billing Period: Nov 2023						
ELECTRIC	26,972.00 kWh	92,028 Kbtu	1.374 Kbtu/ft ²	\$4,625.10	\$0.171 /kWh	\$0.069 /ft ²
NATURALGAS	1,098.00 CCF	113,753 Kbtu	1.698 Kbtu/ft ²	\$1,482.41	\$1.350 /CCF	\$0.022 /ft ²
SEWER	52.00 CCF			\$879.32	\$16.910 /CCF	\$0.013 /ft ²
WATER	73.00 CCF			\$937.75	\$12.846 /CCF	\$0.014 /ft ²
Totals:		205,781 Kbtu	3.072 Kbtu/ft²	\$7,924.58		

Energy

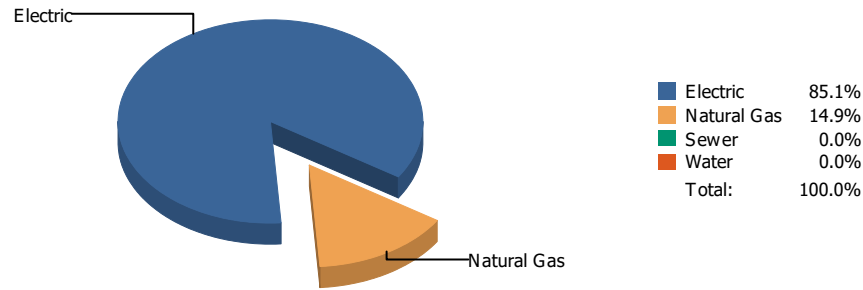


Cost

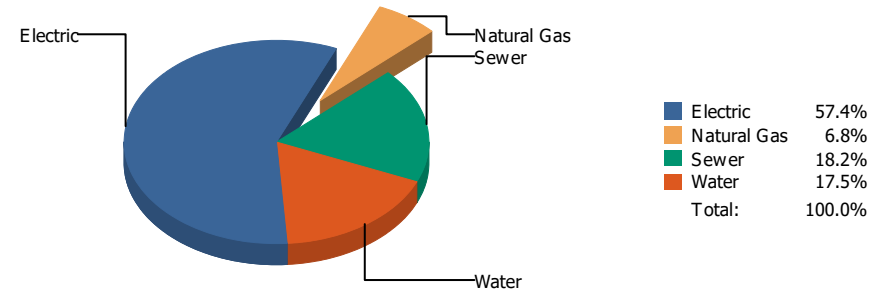


Commodity	Common Use	Energy Use	Energy Use / Area	Total Cost	Cost / Unit	Cost / Area
Place: [WAINWRIG] WAINWRIGHT 145 [BUILDING]						
Area: 38,227 ft²						
Billing Period: Nov 2023						
ELECTRIC	353.00 kWh	1,204 Kbtu	0.032 Kbtu/ft ²	\$107.97	\$0.306 /kWh	\$0.003 /ft ²
NATURALGAS	636.00 CCF	65,890 Kbtu	1.724 Kbtu/ft ²	\$919.53	\$1.446 /CCF	\$0.024 /ft ²
SEWER	22.00 CCF			\$424.54	\$19.297 /CCF	\$0.011 /ft ²
WATER	157.00 CCF			\$1,391.85	\$8.865 /CCF	\$0.036 /ft ²
Totals:		67,094 Kbtu	1.755 Kbtu/ft²	\$2,843.89		

Energy



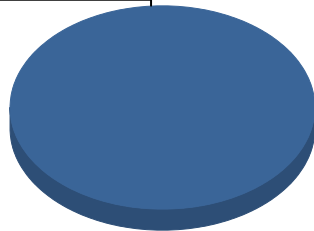
Cost



Commodity	Common Use	Energy Use	Energy Use / Area	Total Cost	Cost / Unit	Cost / Area
Place: [WALLY-HARTLEY-PK-8] WALLY HARTLEY PK-8 042 [BUILDING]						
Area: 131,497 ft²						
Billing Period: Nov 2023						
ELECTRIC	86,299.00 kWh	294,452 Kbtu	2.239 Kbtu/ft ²	\$11,106.36	\$0.129 /kWh	\$0.084 /ft ²
NATURALGAS	496.00 CCF	51,386 Kbtu	0.391 Kbtu/ft ²	\$1,324.47	\$2.670 /CCF	\$0.010 /ft ²
SEWER	490.00 CCF			\$3,514.08	\$7.172 /CCF	\$0.027 /ft ²
WATER	524.00 CCF			\$3,391.09	\$6.472 /CCF	\$0.025 /ft ²
Totals:		345,838 Kbtu	2.630 Kbtu/ft²	\$19,336.00		

Energy

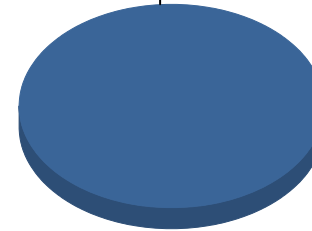
Electric



■ Electric 100.0%
Total: 100.0%

Cost

Electric

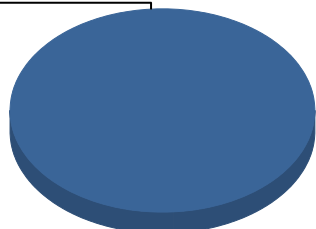


■ Electric 100.0%
Total: 100.0%

Commodity	Common Use	Energy Use	Energy Use / Area	Total Cost	Cost / Unit	Cost / Area
Place: [WESTSIDE] WESTSIDE TRANSPORTATION 951 [BUILDING]						
Area: 4,040 ft²						
Billing Period: Nov 2023						
ELECTRIC	1,897.00 kWh	6,473 Kbtu	1.602 Kbtu/ft ²	\$251.16	\$0.132 /kWh	\$0.062 /ft ²
Totals:		6,473 Kbtu	1.602 Kbtu/ft²	\$251.16		

Energy

Natural Gas

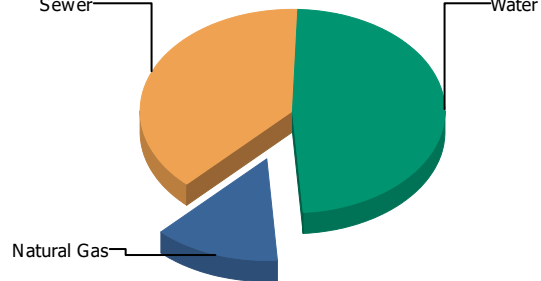


■ Natural Gas 100.0%
 ■ Sewer 0.0%
 ■ Water 0.0%
 Total: 100.0%

Cost

Sewer

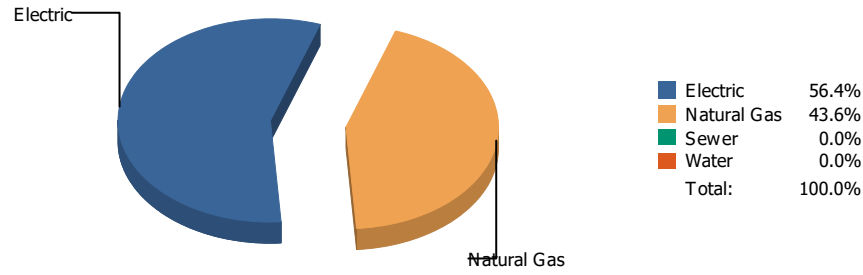
Water



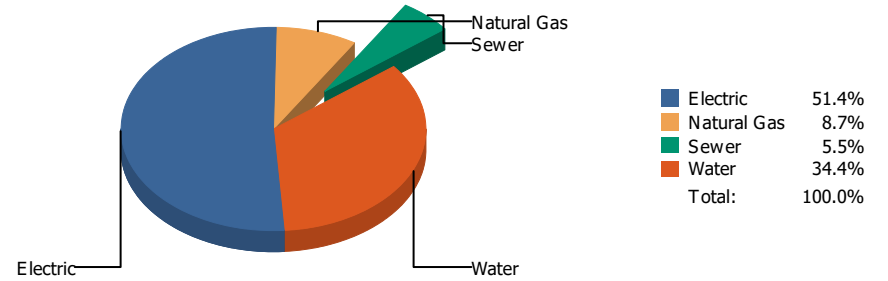
■ Natural Gas 13.2%
 ■ Sewer 38.6%
 ■ Water 48.2%
 Total: 100.0%

Commodity	Common Use	Energy Use	Energy Use / Area	Total Cost	Cost / Unit	Cost / Area
Place: [W-HILLS] WESTERN HILLS 146 [BUILDING]						
Area: 77,753 ft²						
Billing Period: Nov 2023						
NATURALGAS	37.00 CCF	3,833 Kbtu	0.049 Kbtu/ft ²	\$258.48	\$6.986 /CCF	\$0.003 /ft ²
SEWER	46.00 CCF			\$754.96	\$16.412 /CCF	\$0.010 /ft ²
WATER	116.00 CCF			\$944.83	\$8.145 /CCF	\$0.012 /ft ²
Totals:		3,833 Kbtu	0.049 Kbtu/ft²	\$1,958.27		

Energy

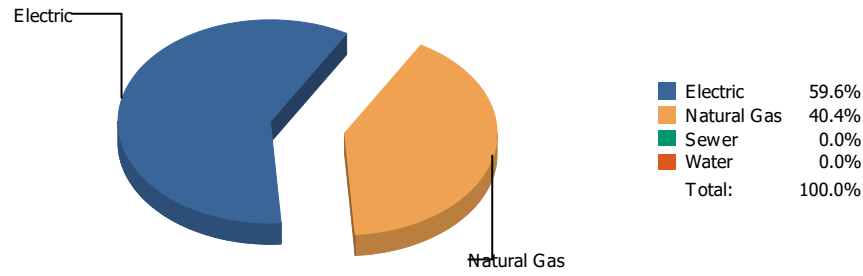


Cost

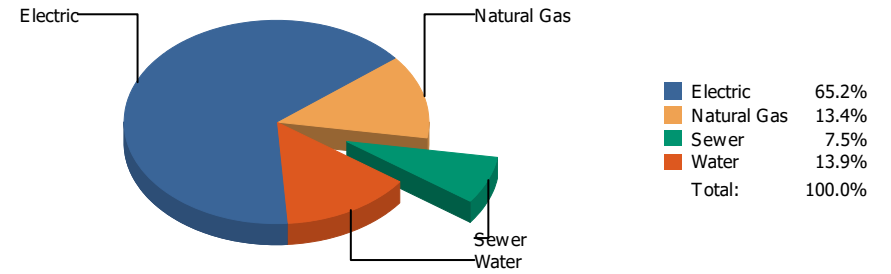


Commodity	Common Use	Energy Use	Energy Use / Area	Total Cost	Cost / Unit	Cost / Area
Place: [WHITAKER] WHITAKER 153 [BUILDING]						
Area: 89,458 ft²						
Billing Period: Nov 2023						
ELECTRIC	43,440.00 kWh	148,217 Kbtu	1.657 Kbtu/ft ²	\$6,038.06	\$0.139 /kWh	\$0.067 /ft ²
NATURALGAS	1,107.00 CCF	114,685 Kbtu	1.282 Kbtu/ft ²	\$1,024.93	\$0.926 /CCF	\$0.011 /ft ²
SEWER	25.00 CCF			\$642.46	\$25.698 /CCF	\$0.007 /ft ²
WATER	803.00 CCF			\$4,043.58	\$5.036 /CCF	\$0.045 /ft ²
Totals:		262,902 Kbtu	2.939 Kbtu/ft²	\$11,749.03		

Energy

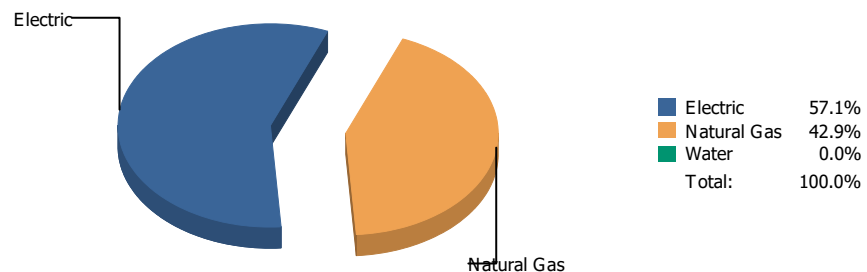


Cost

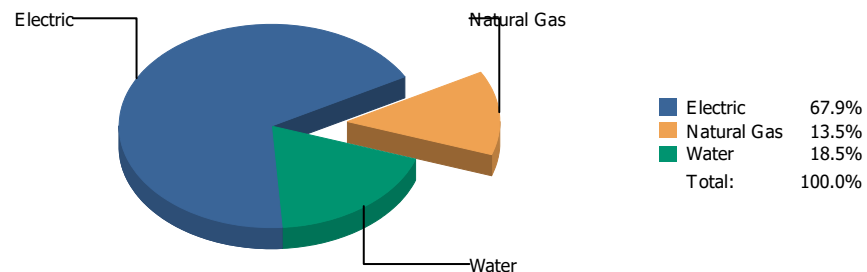


Commodity	Common Use	Energy Use	Energy Use / Area	Total Cost	Cost / Unit	Cost / Area
Place: [WHITE] ZACH WHITE ELEMENTARY NEW-1997 [BUILDING]						
Area: 92,458 ft²						
Billing Period: Nov 2023						
ELECTRIC	34,500.00 kWh	117,714 Kbtu	1.273 Kbtu/ft ²	\$4,937.99	\$0.143 /kWh	\$0.053 /ft ²
NATURALGAS	771.00 CCF	79,876 Kbtu	0.864 Kbtu/ft ²	\$1,015.96	\$1.318 /CCF	\$0.011 /ft ²
SEWER	60.00 CCF			\$568.18	\$9.470 /CCF	\$0.006 /ft ²
WATER	132.00 CCF			\$1,050.88	\$7.961 /CCF	\$0.011 /ft ²
Totals:		197,590 Kbtu	2.137 Kbtu/ft²	\$7,573.01		

Energy



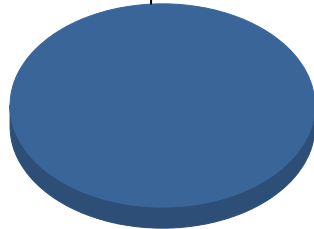
Cost



Commodity	Common Use	Energy Use	Energy Use / Area	Total Cost	Cost / Unit	Cost / Area
Place: [WIGGS] WIGGS 052 [BUILDING]						
Area: 110,689 ft²						
Billing Period: Nov 2023						
ELECTRIC	28,928.00 kWh	98,702 Kbtu	0.892 Kbtu/ft ²	\$3,740.92	\$0.129 /kWh	\$0.034 /ft ²
NATURALGAS	716.00 CCF	74,178 Kbtu	0.670 Kbtu/ft ²	\$744.84	\$1.040 /CCF	\$0.007 /ft ²
WATER	138.00 CCF			\$1,019.91	\$7.391 /CCF	\$0.009 /ft ²
Totals:		172,880 Kbtu	1.562 Kbtu/ft²	\$5,505.67		

Energy

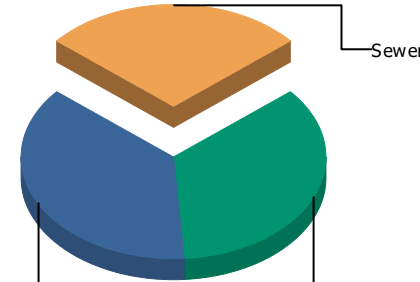
Natural Gas



■	Natural Gas	100.0%
■	Sewer	0.0%
■	Water	0.0%
Total:		100.0%

Cost

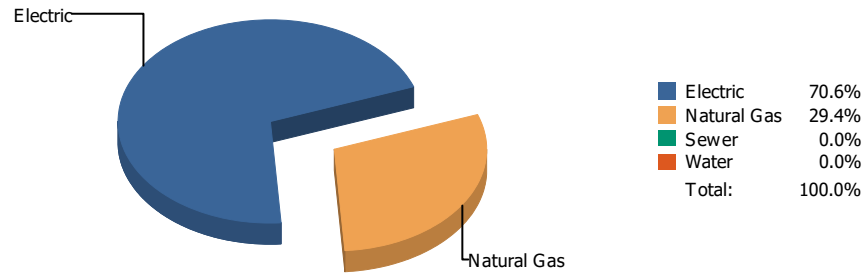
Natural Gas



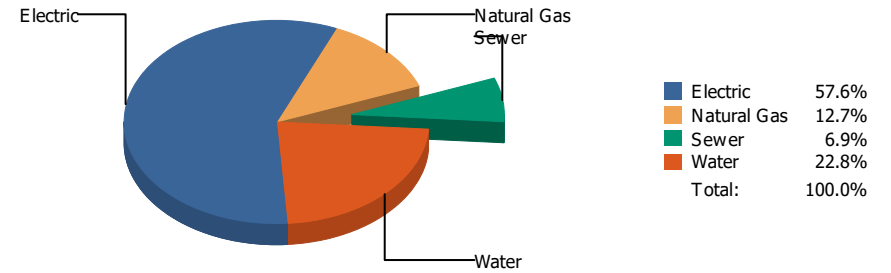
■	Natural Gas	37.3%
■	Sewer	27.7%
■	Water	35.0%
Total:		100.0%

Commodity	Common Use	Energy Use	Energy Use / Area	Total Cost	Cost / Unit	Cost / Area
Place: [YOUNG/WOMENS/ACADEMY/1] YOUNG WOMENS ACADEMY [BUILDING]						
Area: 133,779 ft²						
Billing Period: Nov 2023						
NATURALGAS	1,997.00 CCF	206,889 Kbtu	1.547 Kbtu/ft ²	\$1,662.41	\$0.832 /CCF	\$0.012 /ft ²
SEWER	173.00 CCF			\$1,235.02	\$7.139 /CCF	\$0.009 /ft ²
WATER	249.00 CCF			\$1,562.65	\$6.276 /CCF	\$0.012 /ft ²
Totals:		206,889 Kbtu	1.547 Kbtu/ft²	\$4,460.08		

Energy



Cost



Commodity	Common Use	Energy Use	Energy Use / Area	Total Cost	Cost / Unit	Cost / Area
Place: [ZAVALA] ZAVALA 148 [BUILDING]						
Area: 53,356 ft²						
Billing Period: Nov 2023						
ELECTRIC	20,528.00 kWh	70,042 Kbtu	1.313 Kbtu/ft ²	\$2,353.79	\$0.115 /kWh	\$0.044 /ft ²
NATURALGAS	281.00 CCF	29,112 Kbtu	0.546 Kbtu/ft ²	\$519.80	\$1.850 /CCF	\$0.010 /ft ²
SEWER	29.00 CCF			\$280.31	\$9.666 /CCF	\$0.005 /ft ²
WATER	111.00 CCF			\$931.30	\$8.390 /CCF	\$0.017 /ft ²
Totals:		99,153 Kbtu	1.858 Kbtu/ft²	\$4,085.20		

Requested by: eagarci2

Client version:

Report version: 9

Filters: Meters in Building Name: Not one of ZACH WHITE MODULAR SCHOOL 147;START SCHOOL EARLY 1 DAY VALUE;STADIUM RATE CHANGES;SKY PARK IB1;SKY PARK I 200;SKY PARK;ROOSEVELT 137;REMCON COTTAGES;PARKDALE COTTAGES 957;NORTHEAST BOOK DEPOSITORY 814;NEW COMPUTERS SINCE JUNE 1990;Lighting;CANYON HILLS PORTABLES;Butterfield Trail Warehouse;BRANON COTTAGES 955;BLUE FLAME BLDG.;BARCELONA COTTAGES;ALL REFUNDS AND REBATES; ; Bill is Void Equals 0; Account is Active Equals 1; Bill is from External Vendor Equals 1; ; Billing Period Equals Nov 2023

Record count: 0