

elpaso

Energy CAP

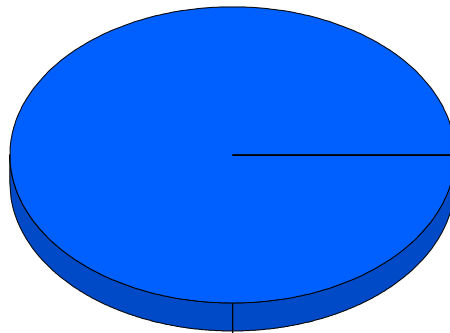
Cost Avoidance Program

Cost Summary Graph

Grouped by Energy Type

Energy Type	Use	Units	Meter Cost	Special Charges	Total Cost	Avg Unit Cost	% of Total Cost
Site: ALAMO ELEMENTARY SCH - ALAMO ELEMENTARY SCH							
Electricity	6,000	KWH	\$642.43	\$0.00	\$642.43	0.1071	100.00%
Total Cost:			\$642.43	\$0.00	\$642.43		

For ALAMO
ELEMENTARY
SCH



■ Electricity	100.0%
Total:	100.0%

Filters: Cost Center Name Not Equal To DoNotReport; Billing Period Equal To 201405All Meter CodesAll Group Names

elpaso

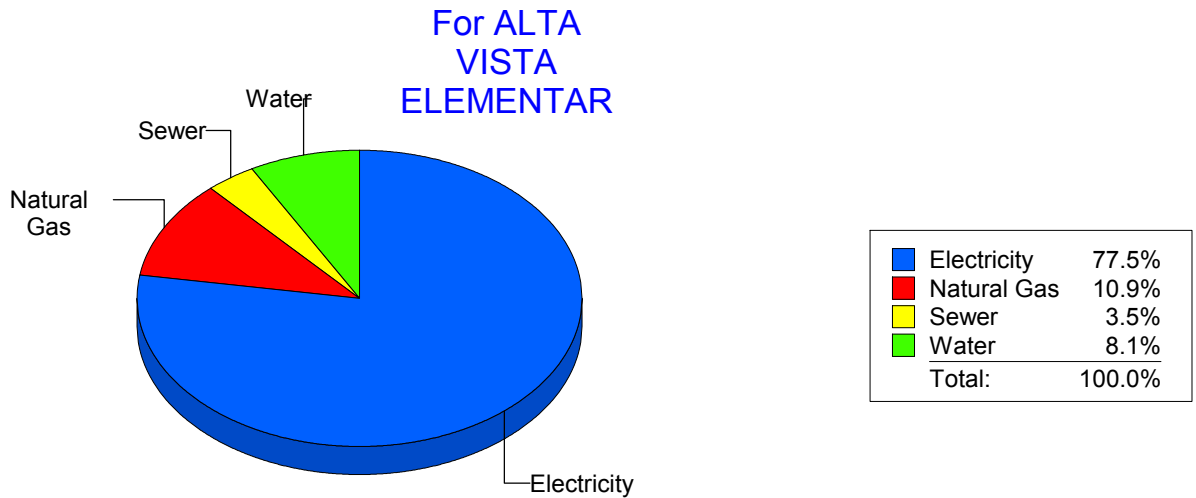
Energy CAP

Cost Avoidance Program

Cost Summary Graph

Grouped by Energy Type

Energy Type	Use	Units	Meter Cost	Special Charges	Total Cost	Avg Unit Cost	% of Total Cost
Site: ALTA VISTA ELEMENTAR - ALTA VISTA ELEMENTAR							
Electricity	31,200	KWH	\$4,697.88	\$0.00	\$4,697.88	0.1506	77.46%
Natural Gas	766	CCF	\$664.06	\$0.00	\$664.06	0.8669	10.95%
Water	215	CCF	\$492.17	\$0.00	\$492.17	2.2892	8.11%
Sewer	104	CCF	\$210.84	\$0.00	\$210.84	2.0273	3.48%
Total Cost:			\$6,064.95	\$0.00	\$6,064.95		



Filters: Cost Center Name Not Equal To DoNotReport; Billing Period Equal To 201405All Meter CodesAll Group Names

elpaso

Energy CAP

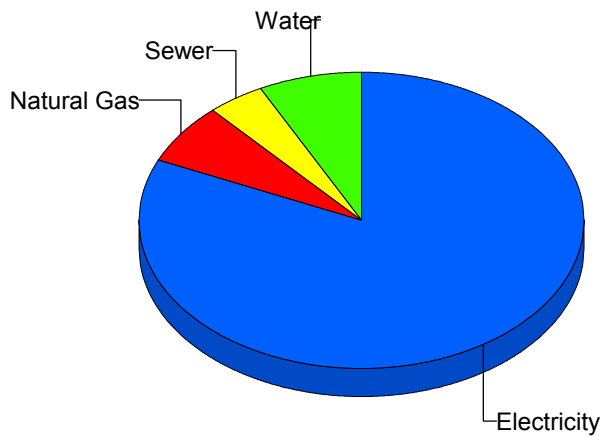
Cost Avoidance Program

Cost Summary Graph

Grouped by Energy Type

Energy Type	Use	Units	Meter Cost	Special Charges	Total Cost	Avg Unit Cost	% of Total Cost
Site: ANDRESS HIGH SCHOOL - ANDRESS HIGH SCHOOL							
Electricity	189,203	KWH	\$21,896.75	\$0.00	\$21,896.75	0.1157	81.60%
Natural Gas	2,245	CCF	\$1,780.39	\$0.00	\$1,780.39	0.7930	6.63%
Water	1,183	CCF	\$1,980.87	\$0.00	\$1,980.87	1.6744	7.38%
Sewer	744	CCF	\$1,175.55	\$0.00	\$1,175.55	1.5800	4.38%
Total Cost:			\$26,833.56	\$0.00	\$26,833.56		

For ANDRESS HIGH SCHOOL



Electricity	81.6%
Natural Gas	6.6%
Sewer	4.4%
Water	7.4%
Total:	100.0%

Filters: Cost Center Name Not Equal To DoNotReport; Billing Period Equal To 201405All Meter CodesAll Group Names

elpaso

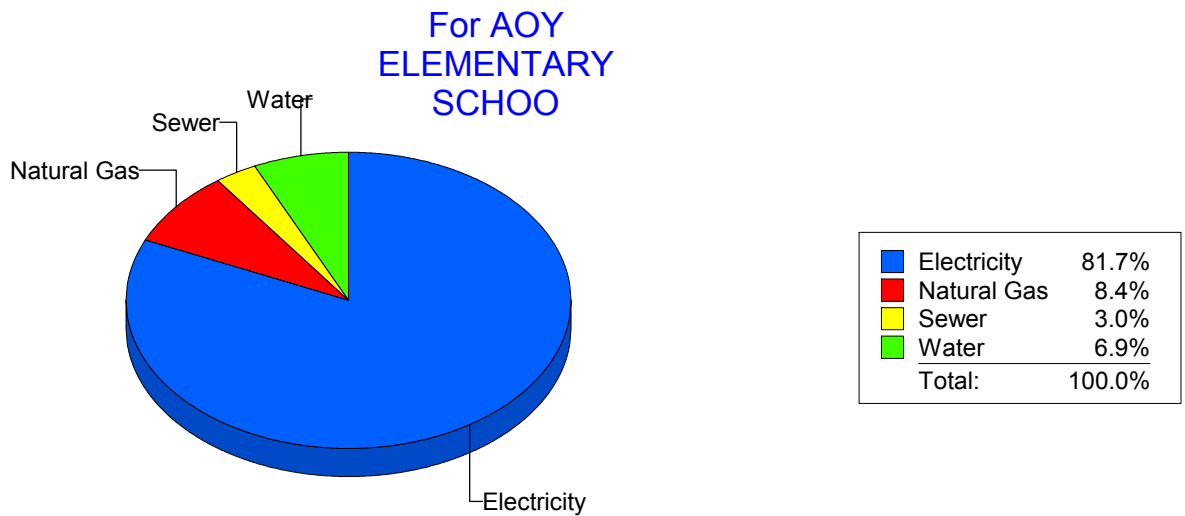
Energy CAP

Cost Avoidance Program

Cost Summary Graph

Grouped by Energy Type

Energy Type	Use	Units	Meter Cost	Special Charges	Total Cost	Avg Unit Cost	% of Total Cost
Site: AOY ELEMENTARY SCHOO - AOY ELEMENTARY SCHOO							
Electricity	87,330	KWH	\$12,357.20	\$0.00	\$12,357.20	0.1415	81.70%
Natural Gas	1,613	CCF	\$1,268.78	\$0.00	\$1,268.78	0.7866	8.39%
Water	313	CCF	\$1,043.33	\$0.00	\$1,043.33	3.3333	6.90%
Sewer	126	CCF	\$456.62	\$0.00	\$456.62	3.6240	3.02%
Total Cost:			\$15,125.93	\$0.00	\$15,125.93		



Filters: Cost Center Name Not Equal To DoNotReport; Billing Period Equal To 201405All Meter CodesAll Group Names

elpaso

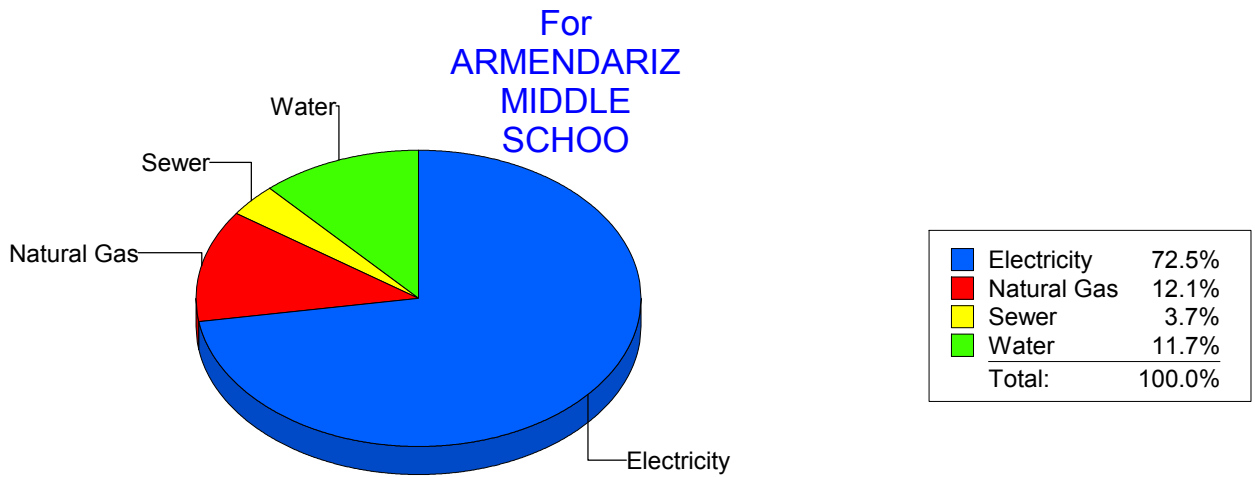
Energy CAP

Cost Avoidance Program

Cost Summary Graph

Grouped by Energy Type

Energy Type	Use	Units	Meter Cost	Special Charges	Total Cost	Avg Unit Cost	% of Total Cost
Site: ARMENDARIZ MIDDLE SCHOO - ARMENDARIZ MIDDLE SCHOO							
Electricity	82,500	KWH	\$10,444.89	\$0.00	\$10,444.89	0.1266	72.48%
Natural Gas	2,371	CCF	\$1,747.13	\$0.00	\$1,747.13	0.7369	12.12%
Water	778	CCF	\$1,682.36	\$0.00	\$1,682.36	2.1624	11.67%
Sewer	222	CCF	\$535.59	\$0.00	\$535.59	2.4126	3.72%
Total Cost:			\$14,409.97	\$0.00	\$14,409.97		



Filters: Cost Center Name Not Equal To DoNotReport; Billing Period Equal To 201405All Meter CodesAll Group Names

el Paso

Energy CAP

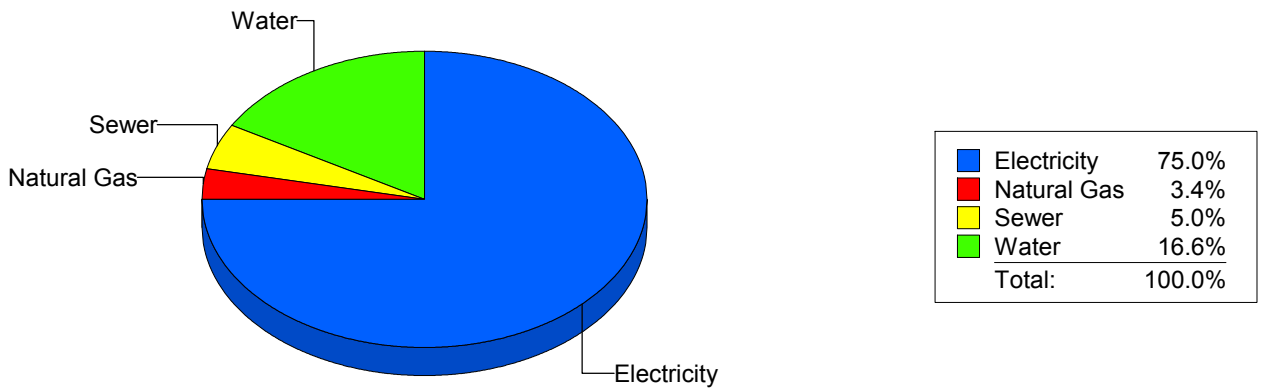
Cost Avoidance Program

Cost Summary Graph

Grouped by Energy Type

Energy Type	Use	Units	Meter Cost	Special Charges	Total Cost	Avg Unit Cost	% of Total Cost
Site: AUSTIN HIGH SCHOOL - AUSTIN HIGH SCHOOL							
Electricity	162,598	KWH	\$20,508.16	\$0.00	\$20,508.16	0.1261	75.01%
Natural Gas	1,051	CCF	\$925.01	\$0.00	\$925.01	0.8801	3.38%
Water	1,424	CCF	\$4,540.47	\$0.00	\$4,540.47	3.1885	16.61%
Sewer	560	CCF	\$1,365.90	\$0.00	\$1,365.90	2.4391	5.00%
Total Cost:			\$27,339.54	\$0.00	\$27,339.54		

For AUSTIN HIGH SCHOOL



Filters: Cost Center Name Not Equal To DoNotReport; Billing Period Equal To 201405All Meter CodesAll Group Names

elpaso

Energy CAP

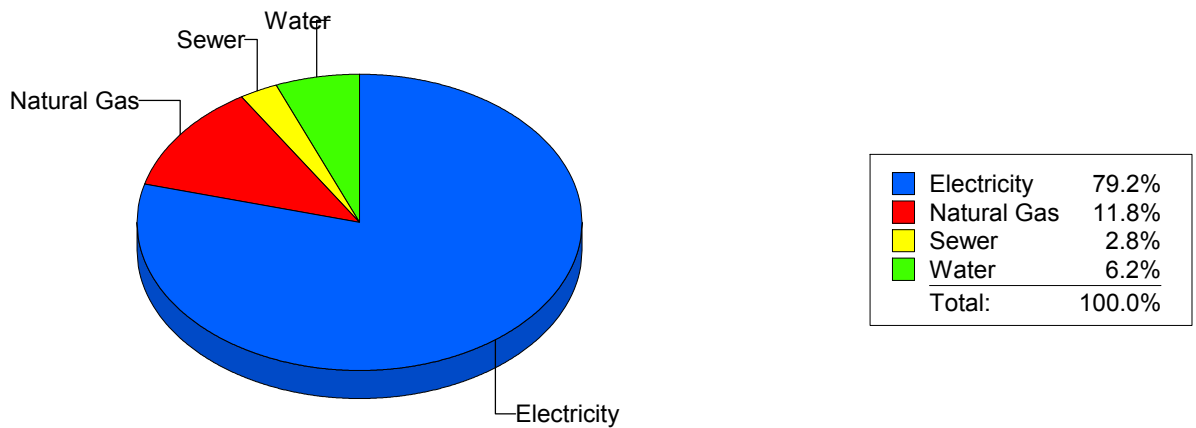
Cost Avoidance Program

Cost Summary Graph

Grouped by Energy Type

Energy Type	Use	Units	Meter Cost	Special Charges	Total Cost	Avg Unit Cost	% of Total Cost
Site: BARRON - BARRON							
Electricity	70,926	KWH	\$9,772.69	\$0.00	\$9,772.69	0.1378	79.16%
Natural Gas	1,880	CCF	\$1,459.94	\$0.00	\$1,459.94	0.7766	11.83%
Water	143	CCF	\$767.46	\$0.00	\$767.46	5.3669	6.22%
Sewer	66	CCF	\$345.45	\$0.00	\$345.45	5.2341	2.80%
Total Cost:			\$12,345.54	\$0.00	\$12,345.54		

For BARRON



Filters: Cost Center Name Not Equal To DoNotReport; Billing Period Equal To 201405All Meter CodesAll Group Names

el Paso

Energy CAP

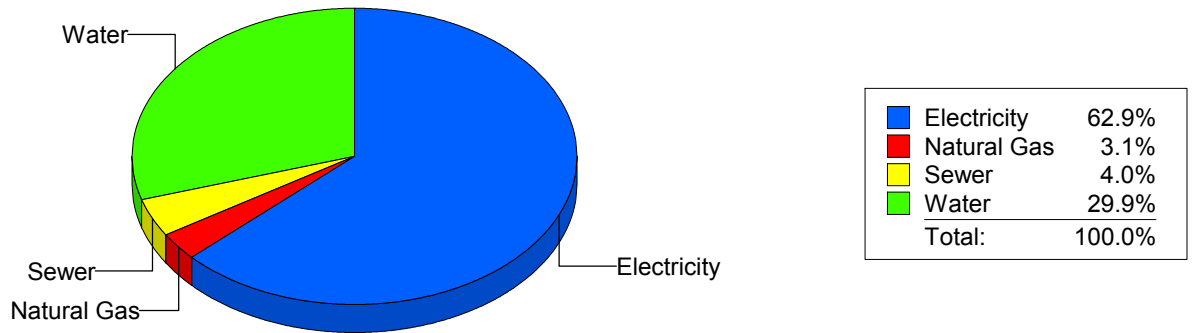
Cost Avoidance Program

Cost Summary Graph

Grouped by Energy Type

Energy Type	Use	Units	Meter Cost	Special Charges	Total Cost	Avg Unit Cost	% of Total Cost
Site: BASSET MIDDLE SCHOOL - BASSET MIDDLE SCHOOL							
Electricity	68,959	KWH	\$8,914.10	\$0.00	\$8,914.10	0.1293	62.95%
Natural Gas	456	CCF	\$446.02	\$0.00	\$446.02	0.9781	3.15%
Water	1,338	CCF	\$4,228.33	\$0.00	\$4,228.33	3.1602	29.86%
Sewer	307	CCF	\$572.49	\$0.00	\$572.49	1.8648	4.04%
Total Cost:			\$14,160.94	\$0.00	\$14,160.94		

For BASSET MIDDLE SCHOOL



Filters: Cost Center Name Not Equal To DoNotReport; Billing Period Equal To 201405All Meter CodesAll Group Names

elpaso

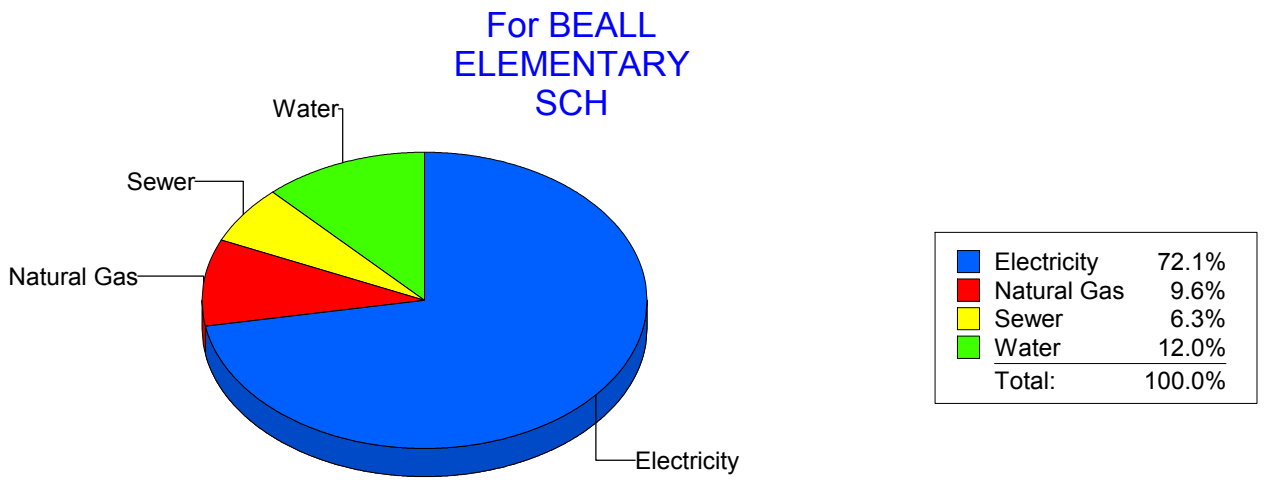
Energy CAP

Cost Avoidance Program

Cost Summary Graph

Grouped by Energy Type

Energy Type	Use	Units	Meter Cost	Special Charges	Total Cost	Avg Unit Cost	% of Total Cost
Site: BEALL ELEMENTARY SCH - BEALL ELEMENTARY SCH							
Electricity	23,360	KWH	\$3,108.50	\$0.00	\$3,108.50	0.1331	72.10%
Natural Gas	410	CCF	\$412.33	\$0.00	\$412.33	1.0057	9.56%
Water	190	CCF	\$518.71	\$0.00	\$518.71	2.7301	12.03%
Sewer	89	CCF	\$271.65	\$0.00	\$271.65	3.0522	6.30%
Total Cost:			\$4,311.19	\$0.00	\$4,311.19		



Filters: Cost Center Name Not Equal To DoNotReport; Billing Period Equal To 201405All Meter CodesAll Group Names

elpaso

Energy CAP

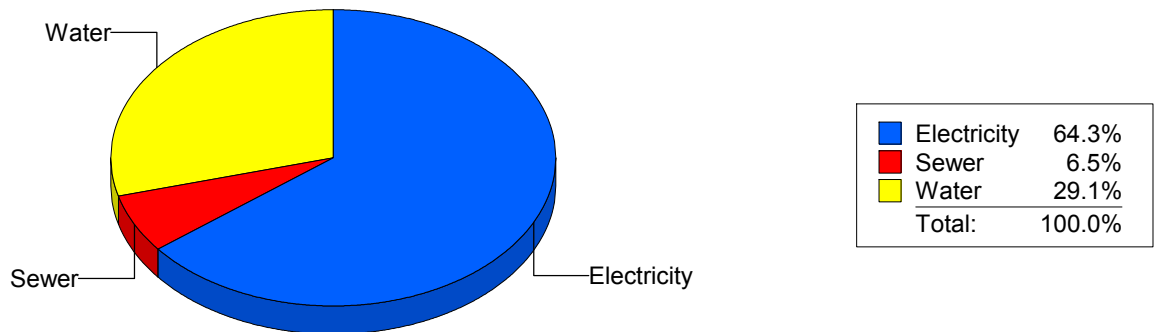
Cost Avoidance Program

Cost Summary Graph

Grouped by Energy Type

Energy Type	Use	Units	Meter Cost	Special Charges	Total Cost	Avg Unit Cost	% of Total Cost
Site: BLISS ELEMENTARY - BLISS ELEMENTARY							
Electricity	26,463	KWH	\$3,505.25	\$0.00	\$3,505.25	0.1325	64.34%
Water	500	CCF	\$1,587.96	\$0.00	\$1,587.96	3.1759	29.15%
Sewer	149	CCF	\$354.45	\$0.00	\$354.45	2.3789	6.51%
Total Cost:			\$5,447.66	\$0.00	\$5,447.66		

For BLISS ELEMENTARY



Filters: Cost Center Name Not Equal To DoNotReport; Billing Period Equal To 201405All Meter CodesAll Group Names

elpaso

Energy CAP

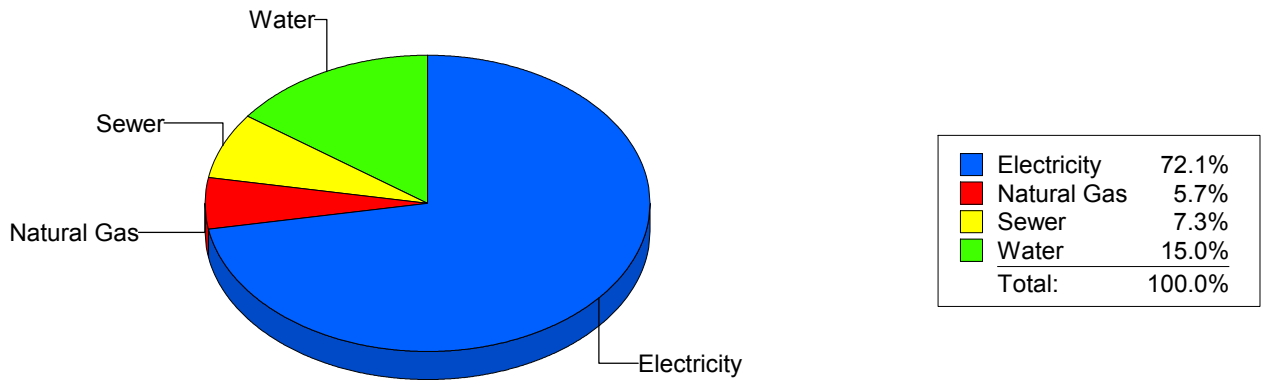
Cost Avoidance Program

Cost Summary Graph

Grouped by Energy Type

Energy Type	Use	Units	Meter Cost	Special Charges	Total Cost	Avg Unit Cost	% of Total Cost
Site: BOND - BOND ELEMENTARY							
Electricity	24,501	KWH	\$3,744.83	\$0.00	\$3,744.83	0.1528	72.10%
Natural Gas	249	CCF	\$293.88	\$0.00	\$293.88	1.1802	5.66%
Water	262	CCF	\$777.48	\$0.00	\$777.48	2.9675	14.97%
Sewer	117	CCF	\$377.61	\$0.00	\$377.61	3.2274	7.27%
Total Cost:			\$5,193.80	\$0.00	\$5,193.80		

For BOND ELEMENTARY



Filters: Cost Center Name Not Equal To DoNotReport; Billing Period Equal To 201405All Meter CodesAll Group Names

el paso

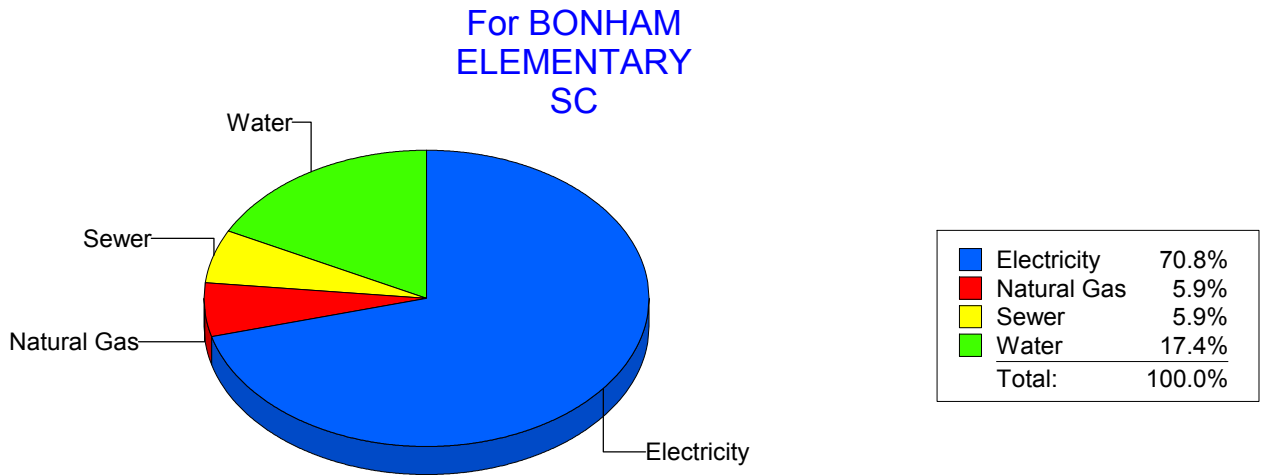
Energy CAP

Cost Avoidance Program

Cost Summary Graph

Grouped by Energy Type

Energy Type	Use	Units	Meter Cost	Special Charges	Total Cost	Avg Unit Cost	% of Total Cost
Site: BONHAM ELEMENTARY SC - BONHAM ELEMENTARY SC							
Electricity	25,117	KWH	\$3,713.81	\$0.00	\$3,713.81	0.1479	70.85%
Natural Gas	356	CCF	\$310.72	\$0.00	\$310.72	0.8728	5.93%
Water	335	CCF	\$910.54	\$0.00	\$910.54	2.7180	17.37%
Sewer	127	CCF	\$307.02	\$0.00	\$307.02	2.4175	5.86%
Total Cost:			\$5,242.09	\$0.00	\$5,242.09		



Filters: Cost Center Name Not Equal To DoNotReport; Billing Period Equal To 201405All Meter CodesAll Group Names

elpaso

Energy CAP

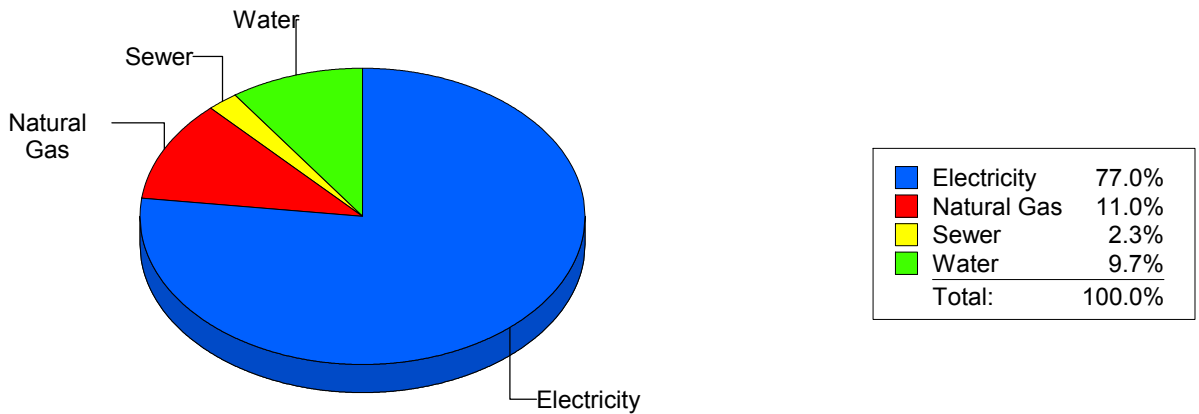
Cost Avoidance Program

Cost Summary Graph

Grouped by Energy Type

Energy Type	Use	Units	Meter Cost	Special Charges	Total Cost	Avg Unit Cost	% of Total Cost
Site: BOWIE HIGH SCHOOL - BOWIE HIGH SCHOOL							
Electricity	344,369	KWH	\$38,036.28	\$0.00	\$38,036.28	0.1105	77.03%
Natural Gas	7,508	CCF	\$5,409.57	\$0.00	\$5,409.57	0.7205	10.96%
Water	3,055	CCF	\$4,779.66	\$0.00	\$4,779.66	1.5645	9.68%
Sewer	513	CCF	\$1,153.32	\$0.00	\$1,153.32	2.2482	2.34%
Total Cost:			\$49,378.83	\$0.00	\$49,378.83		

For BOWIE HIGH SCHOOL



Filters: Cost Center Name Not Equal To DoNotReport; Billing Period Equal To 201405All Meter CodesAll Group Names

elpaso

Energy CAP

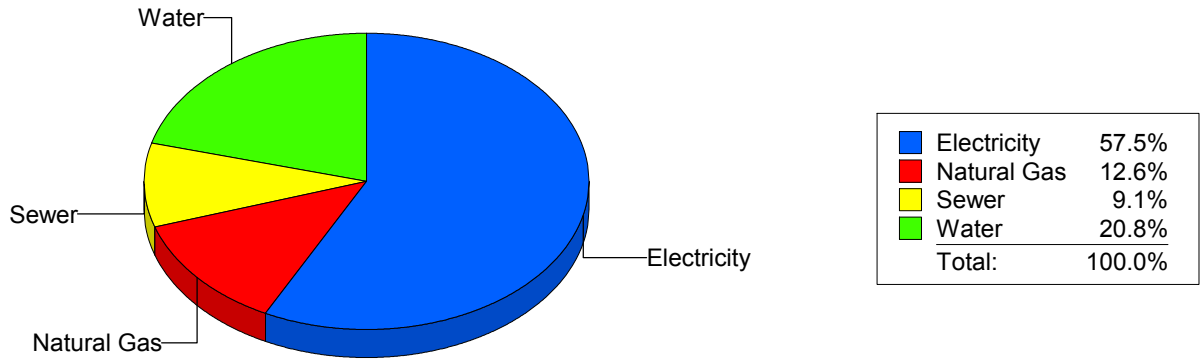
Cost Avoidance Program

Cost Summary Graph

Grouped by Energy Type

Energy Type	Use	Units	Meter Cost	Special Charges	Total Cost	Avg Unit Cost	% of Total Cost
Site: BRADLEY ELEMENTARY - BRADLEY ELEMENTARY							
Electricity	16,000	KWH	\$1,956.39	\$0.00	\$1,956.39	0.1223	57.49%
Natural Gas	518	CCF	\$429.02	\$0.00	\$429.02	0.8282	12.61%
Water	183	CCF	\$706.73	\$0.00	\$706.73	3.8619	20.77%
Sewer	59	CCF	\$310.65	\$0.00	\$310.65	5.2653	9.13%
Total Cost:			\$3,402.79	\$0.00	\$3,402.79		

For BRADLEY ELEMENTARY



Filters: Cost Center Name Not Equal To DoNotReport; Billing Period Equal To 201405All Meter CodesAll Group Names

elpaso

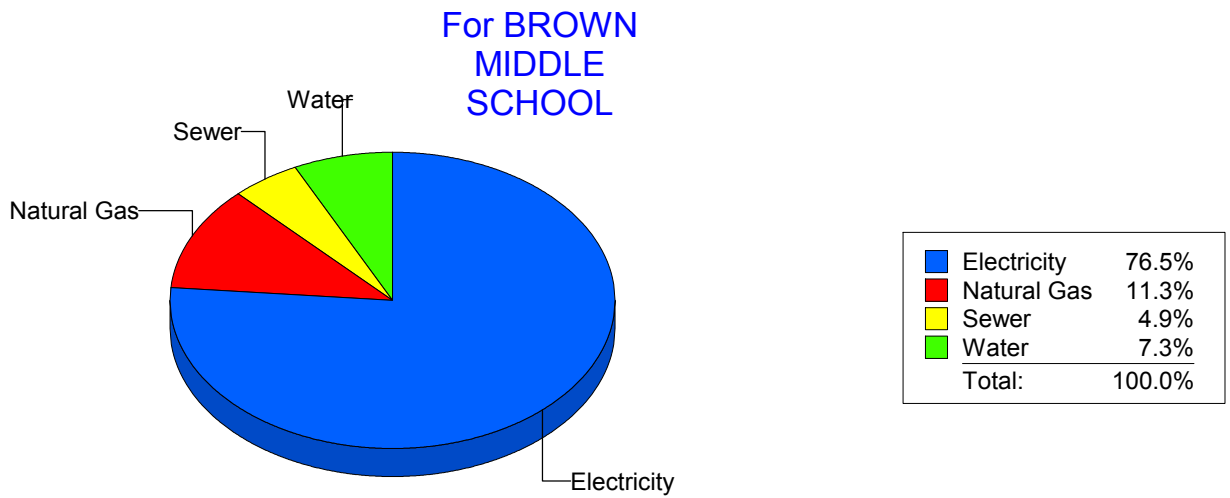
Energy CAP

Cost Avoidance Program

Cost Summary Graph

Grouped by Energy Type

Energy Type	Use	Units	Meter Cost	Special Charges	Total Cost	Avg Unit Cost	% of Total Cost
Site: BROWN MIDDLE SCHOOL - BROWN MIDDLE SCHOOL							
Electricity	101,200	KWH	\$12,090.33	\$0.00	\$12,090.33	0.1195	76.51%
Natural Gas	2,432	CCF	\$1,790.53	\$0.00	\$1,790.53	0.7362	11.33%
Water	578	CCF	\$1,150.25	\$0.00	\$1,150.25	1.9901	7.28%
Sewer	393	CCF	\$771.57	\$0.00	\$771.57	1.9633	4.88%
Total Cost:			\$15,802.68	\$0.00	\$15,802.68		



Filters: Cost Center Name Not Equal To DoNotReport; Billing Period Equal To 201405All Meter CodesAll Group Names

elpaso

Energy CAP

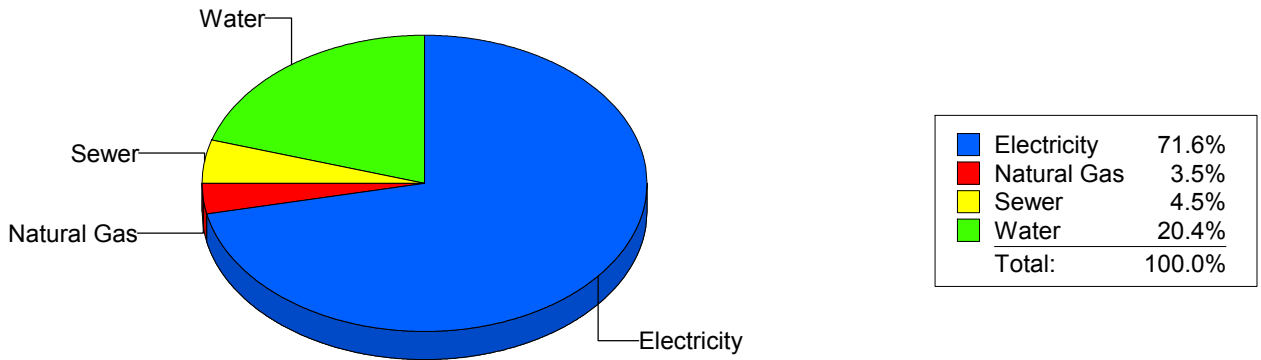
Cost Avoidance Program

Cost Summary Graph

Grouped by Energy Type

Energy Type	Use	Units	Meter Cost	Special Charges	Total Cost	Avg Unit Cost	% of Total Cost
Site: BURGESS HIGH SCHOOL - BURGESS HIGH SCHOOL							
Electricity	108,367	KWH	\$13,521.73	\$0.00	\$13,521.73	0.1248	71.58%
Natural Gas	674	CCF	\$662.37	\$0.00	\$662.37	0.9827	3.51%
Water	1,158	CCF	\$3,853.18	\$0.00	\$3,853.18	3.3274	20.40%
Sewer	345	CCF	\$854.16	\$0.00	\$854.16	2.4758	4.52%
Total Cost:			\$18,891.44	\$0.00	\$18,891.44		

For BURGESS HIGH SCHOOL



Filters: Cost Center Name Not Equal To DoNotReport; Billing Period Equal To 201405All Meter CodesAll Group Names

elpaso

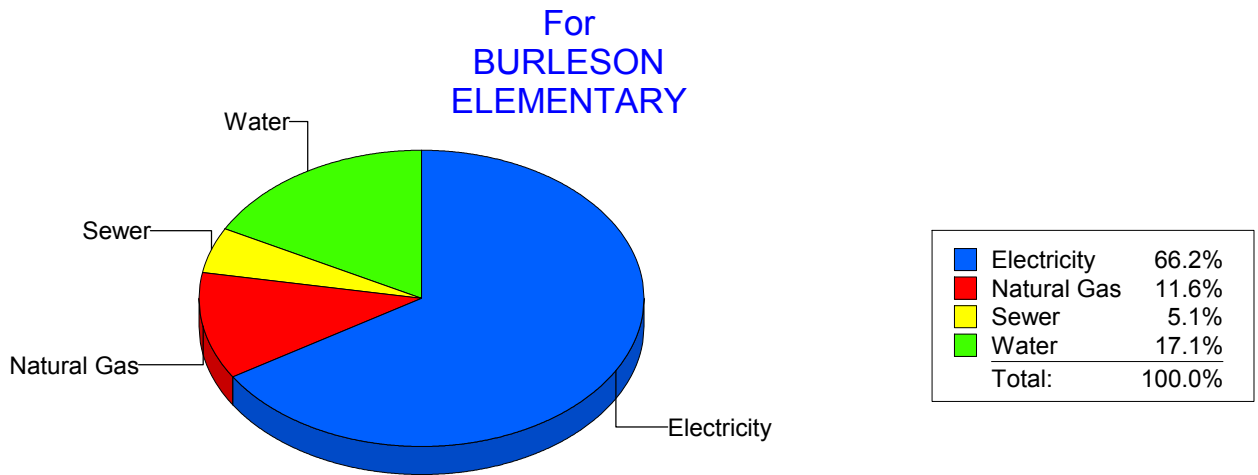
Energy CAP

Cost Avoidance Program

Cost Summary Graph

Grouped by Energy Type

Energy Type	Use	Units	Meter Cost	Special Charges	Total Cost	Avg Unit Cost	% of Total Cost
Site: BURLESON ELEMENTARY - BURLESON ELEMENTARY							
Electricity	23,160	KWH	\$3,066.56	\$0.00	\$3,066.56	0.1324	66.24%
Natural Gas	509	CCF	\$534.75	\$0.00	\$534.75	1.0506	11.55%
Water	306	CCF	\$792.88	\$0.00	\$792.88	2.5911	17.13%
Sewer	73	CCF	\$235.38	\$0.00	\$235.38	3.2244	5.08%
Total Cost:			\$4,629.57	\$0.00	\$4,629.57		



Filters: Cost Center Name Not Equal To DoNotReport; Billing Period Equal To 201405All Meter CodesAll Group Names

elpaso

Energy CAP

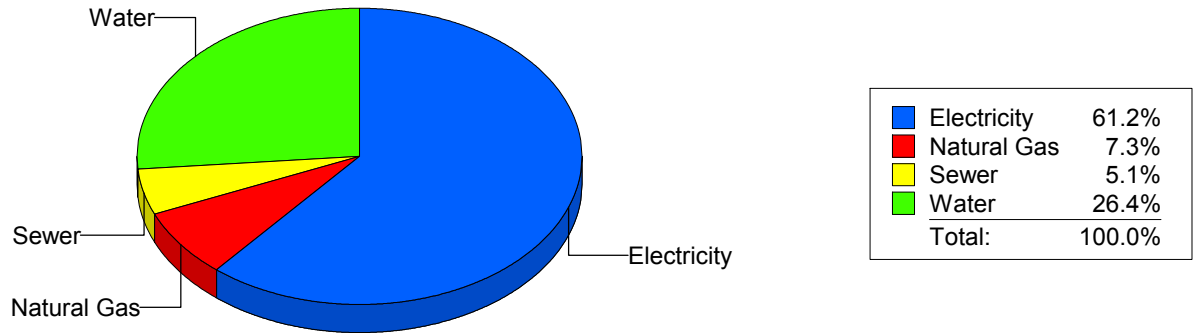
Cost Avoidance Program

Cost Summary Graph

Grouped by Energy Type

Energy Type	Use	Units	Meter Cost	Special Charges	Total Cost	Avg Unit Cost	% of Total Cost
Site: BURNET ELEMENTARY - BURNET ELEMENTARY							
Electricity	22,764	KWH	\$3,361.25	\$0.00	\$3,361.25	0.1477	61.20%
Natural Gas	314	CCF	\$401.29	\$0.00	\$401.29	1.2780	7.31%
Water	409	CCF	\$1,451.90	\$0.00	\$1,451.90	3.5499	26.43%
Sewer	104	CCF	\$278.16	\$0.00	\$278.16	2.6746	5.06%
Total Cost:			\$5,492.60	\$0.00	\$5,492.60		

For BURNET ELEMENTARY



Filters: Cost Center Name Not Equal To DoNotReport; Billing Period Equal To 201405All Meter CodesAll Group Names

elpaso

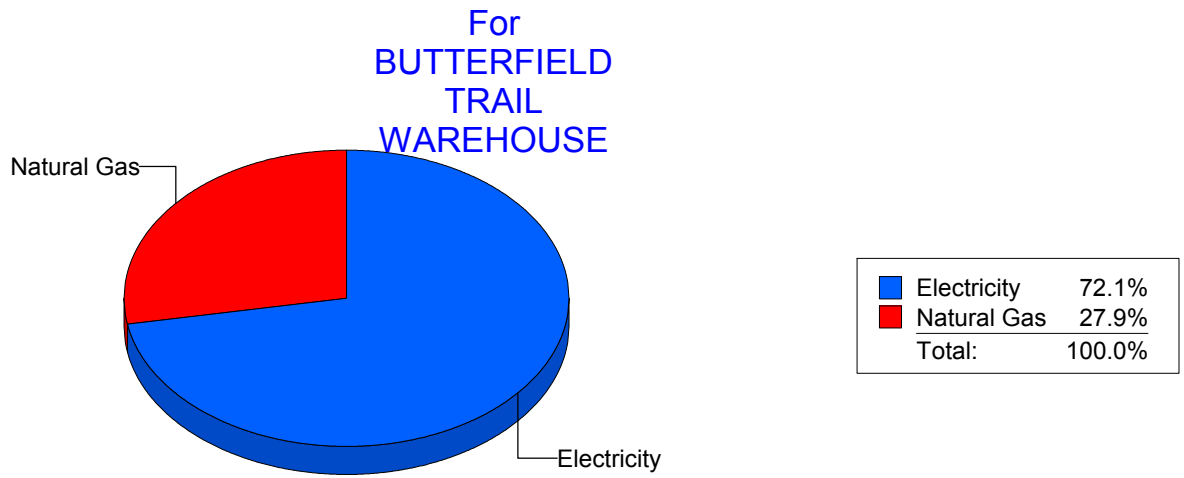
Energy CAP

Cost Avoidance Program

Cost Summary Graph

Grouped by Energy Type

Energy Type	Use	Units	Meter Cost	Special Charges	Total Cost	Avg Unit Cost	% of Total Cost
Site: BUTTERFIELDTRAILWAREHOUSE - BUTTERFIELD TRAIL WAREHOUSE							
Electricity		900 KWH	\$160.38	\$0.00	\$160.38	0.1782	72.11%
Natural Gas		0 CCF	\$62.04	\$0.00	\$62.04	0.0000	27.89%
Total Cost:			\$222.42	\$0.00	\$222.42		



Filters: Cost Center Name Not Equal To DoNotReport; Billing Period Equal To 201405All Meter CodesAll Group Names

elpaso

Energy CAP

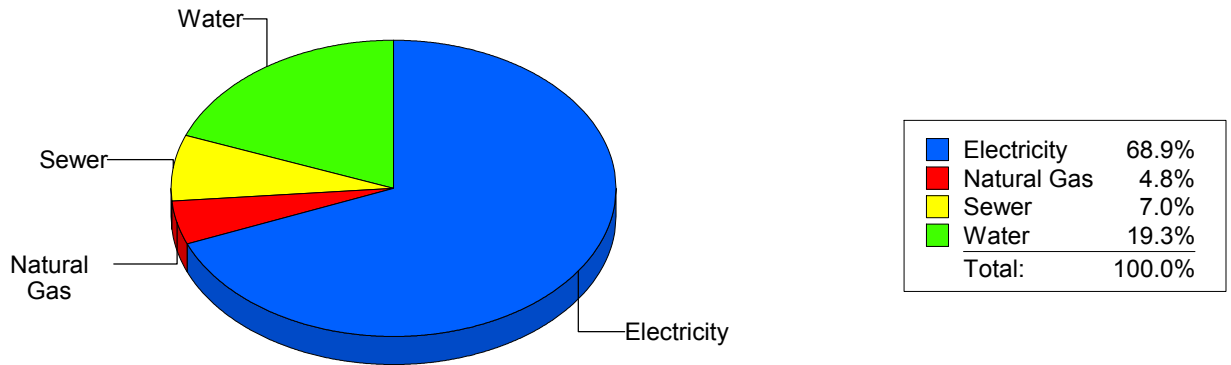
Cost Avoidance Program

Cost Summary Graph

Grouped by Energy Type

Energy Type	Use	Units	Meter Cost	Special Charges	Total Cost	Avg Unit Cost	% of Total Cost
Site: CANYON HILLS MIDDLE - CANYON HILLS MIDDLE							
Electricity	67,260	KWH	\$8,423.97	\$0.00	\$8,423.97	0.1252	68.89%
Natural Gas	670	CCF	\$590.56	\$0.00	\$590.56	0.8814	4.83%
Water	800	CCF	\$2,356.73	\$0.00	\$2,356.73	2.9459	19.27%
Sewer	289	CCF	\$857.28	\$0.00	\$857.28	2.9664	7.01%
Total Cost:			\$12,228.54	\$0.00	\$12,228.54		

For CANYON HILLS MIDDLE



Filters: Cost Center Name Not Equal To DoNotReport; Billing Period Equal To 201405All Meter CodesAll Group Names

elpaso

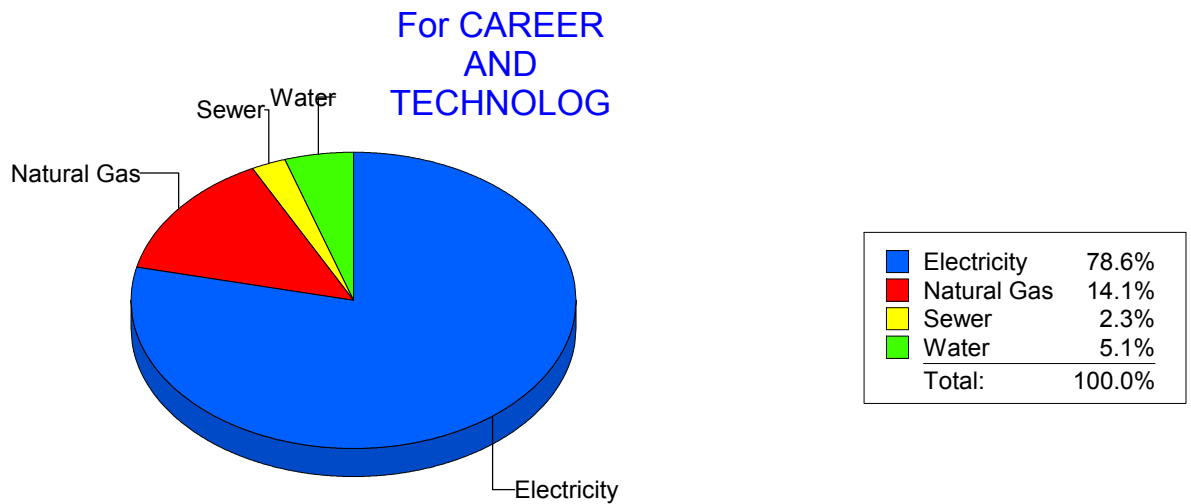
Energy CAP

Cost Avoidance Program

Cost Summary Graph

Grouped by Energy Type

Energy Type	Use	Units	Meter Cost	Special Charges	Total Cost	Avg Unit Cost	% of Total Cost
Site: CAREER AND TECHNOLOG - CAREER AND TECHNOLOG							
Electricity	115,637	KWH	\$13,043.19	\$0.00	\$13,043.19	0.1128	78.57%
Natural Gas	3,197	CCF	\$2,332.65	\$0.00	\$2,332.65	0.7296	14.05%
Water	279	CCF	\$840.86	\$0.00	\$840.86	3.0138	5.07%
Sewer	132	CCF	\$384.50	\$0.00	\$384.50	2.9129	2.32%
Total Cost:			\$16,601.20	\$0.00	\$16,601.20		



Filters: Cost Center Name Not Equal To DoNotReport; Billing Period Equal To 201405All Meter CodesAll Group Names

elpaso

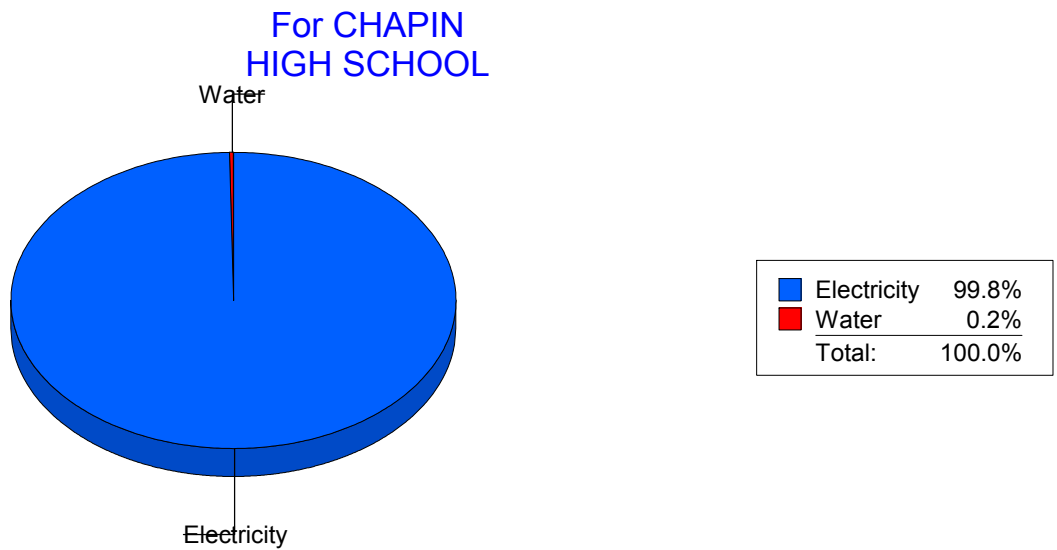
Energy CAP

Cost Avoidance Program

Cost Summary Graph

Grouped by Energy Type

Energy Type	Use	Units	Meter Cost	Special Charges	Total Cost	Avg Unit Cost	% of Total Cost
Site: CHAPIN HIGH SCHOOL - CHAPIN HIGH SCHOOL							
Electricity	244,680	KWH	\$28,534.26	\$0.00	\$28,534.26	0.1166	99.83%
Water	0	CCF	\$47.20	\$0.00	\$47.20	0.0000	0.17%
Total Cost:			\$28,581.46	\$0.00	\$28,581.46		



Filters: Cost Center Name Not Equal To DoNotReport; Billing Period Equal To 201405All Meter CodesAll Group Names

elpaso

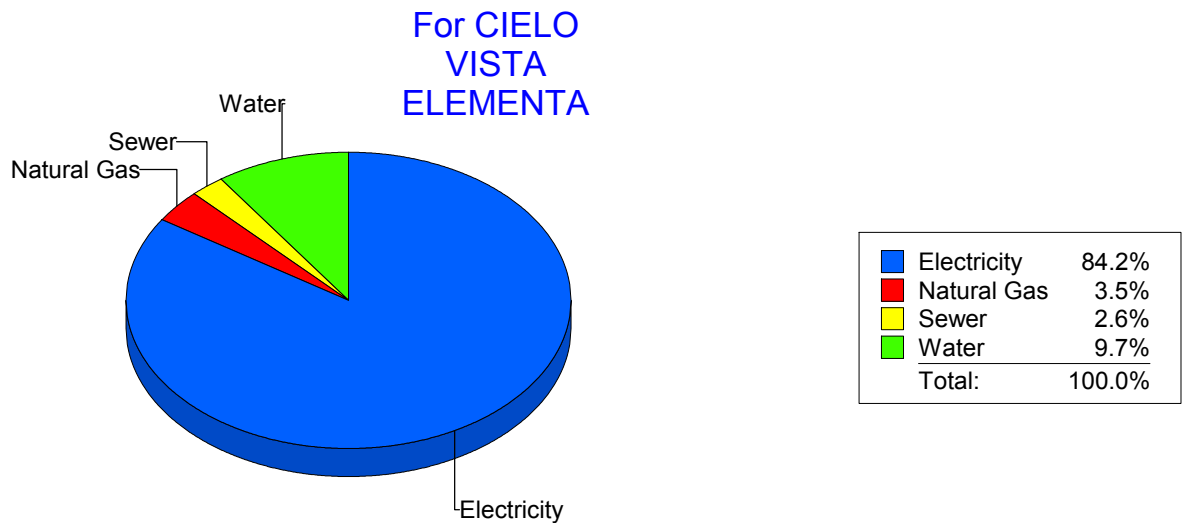
Energy CAP

Cost Avoidance Program

Cost Summary Graph

Grouped by Energy Type

Energy Type	Use	Units	Meter Cost	Special Charges	Total Cost	Avg Unit Cost	% of Total Cost
Site: CIELO VISTA ELEMENTA - CIELO VISTA ELEMENTA							
Electricity	57,040	KWH	\$6,998.25	\$0.00	\$6,998.25	0.1227	84.19%
Natural Gas	246	CCF	\$292.17	\$0.00	\$292.17	1.1877	3.51%
Water	280	CCF	\$806.74	\$0.00	\$806.74	2.8812	9.71%
Sewer	48	CCF	\$215.07	\$0.00	\$215.07	4.4806	2.59%
Total Cost:			\$8,312.23	\$0.00	\$8,312.23		



Filters: Cost Center Name Not Equal To DoNotReport; Billing Period Equal To 201405All Meter CodesAll Group Names

elpaso

Energy CAP

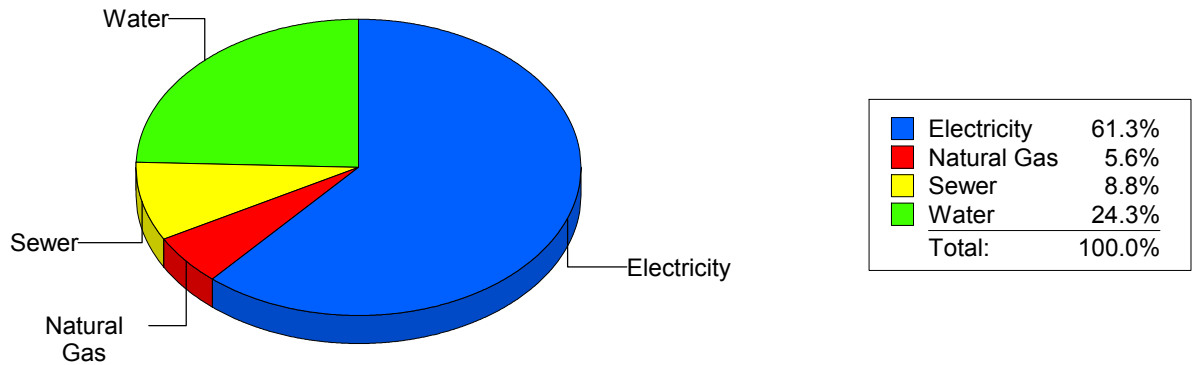
Cost Avoidance Program

Cost Summary Graph

Grouped by Energy Type

Energy Type	Use	Units	Meter Cost	Special Charges	Total Cost	Avg Unit Cost	% of Total Cost
Site: CLARDY ELEMENTARY SC - CLARDY ELEMENTARY SC							
Electricity	27,400	KWH	\$3,899.93	\$0.00	\$3,899.93	0.1423	61.30%
Natural Gas	337	CCF	\$358.83	\$0.00	\$358.83	1.0648	5.64%
Water	602	CCF	\$1,546.63	\$0.00	\$1,546.63	2.5692	24.31%
Sewer	247	CCF	\$557.01	\$0.00	\$557.01	2.2551	8.75%
Total Cost:			\$6,362.40	\$0.00	\$6,362.40		

For CLARDY
ELEMENTARY
SC



Filters: Cost Center Name Not Equal To DoNotReport; Billing Period Equal To 201405All Meter CodesAll Group Names

elpaso

Energy CAP

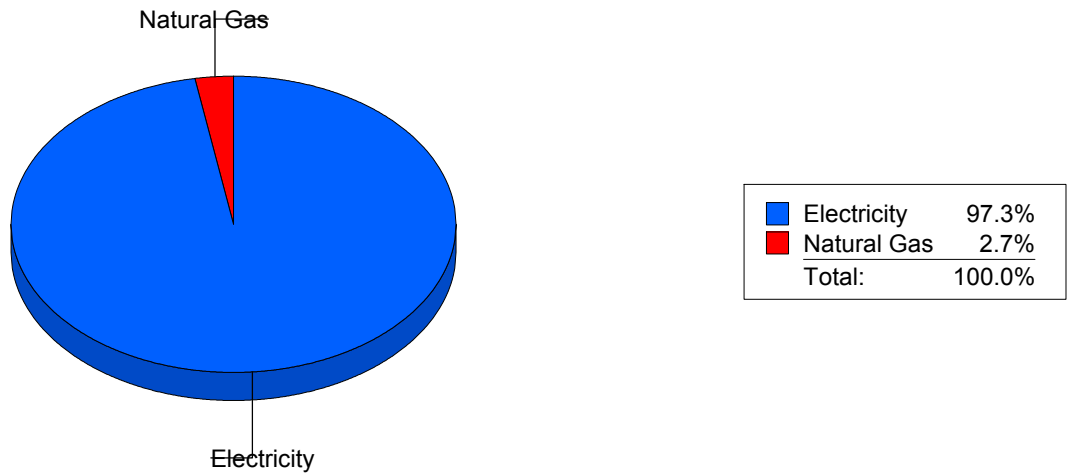
Cost Avoidance Program

Cost Summary Graph

Grouped by Energy Type

Energy Type	Use	Units	Meter Cost	Special Charges	Total Cost	Avg Unit Cost	% of Total Cost
Site: CLENDININ - CLENDININ							
Electricity	54,609	KWH	\$7,244.73	\$0.00	\$7,244.73	0.1327	97.30%
Natural Gas	206	CCF	\$200.81	\$0.00	\$200.81	0.9748	2.70%
Total Cost:			\$7,445.54	\$0.00	\$7,445.54		

For CLENDININ



Filters: Cost Center Name Not Equal To DoNotReport; Billing Period Equal To 201405All Meter CodesAll Group Names

elpaso

Energy CAP

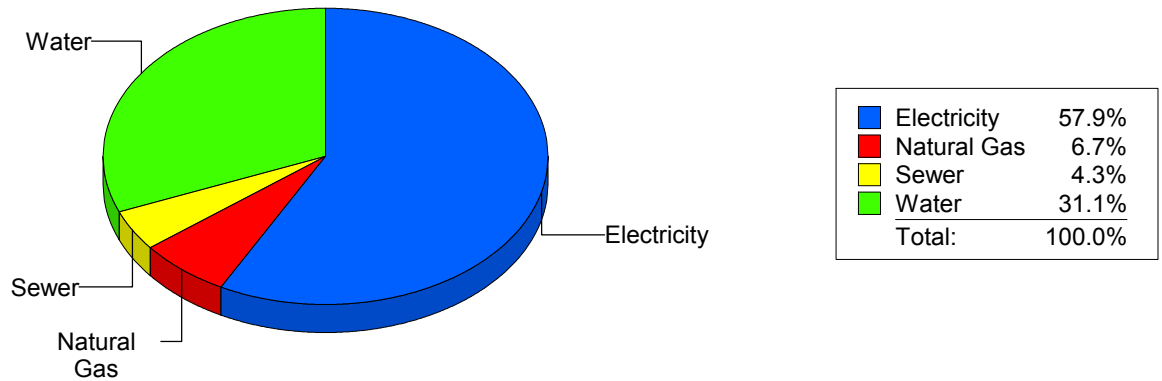
Cost Avoidance Program

Cost Summary Graph

Grouped by Energy Type

Energy Type	Use	Units	Meter Cost	Special Charges	Total Cost	Avg Unit Cost	% of Total Cost
Site: COLDWELL INTERMEDIAT - COLDWELL INTERMEDIAT							
Electricity	30,191	KWH	\$3,902.30	\$0.00	\$3,902.30	0.1293	57.88%
Natural Gas	378	CCF	\$450.33	\$0.00	\$450.33	1.1913	6.68%
Water	464	CCF	\$2,096.92	\$0.00	\$2,096.92	4.5192	31.10%
Sewer	76	CCF	\$293.03	\$0.00	\$293.03	3.8557	4.35%
Total Cost:			\$6,742.58	\$0.00	\$6,742.58		

For
COLDWELL
INTERMEDIAT



Filters: Cost Center Name Not Equal To DoNotReport; Billing Period Equal To 201405All Meter CodesAll Group Names

el paso

Energy CAP

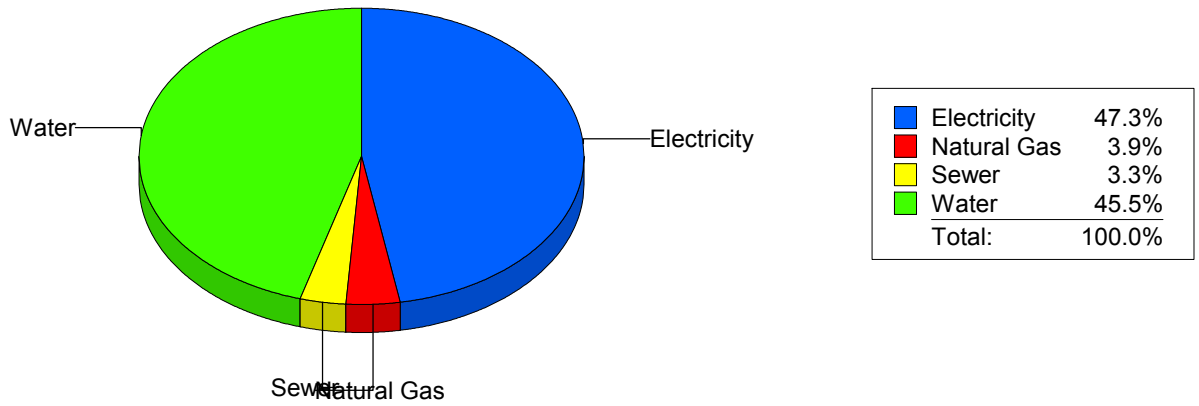
Cost Avoidance Program

Cost Summary Graph

Grouped by Energy Type

Energy Type	Use	Units	Meter Cost	Special Charges	Total Cost	Avg Unit Cost	% of Total Cost
Site: COLLINS ELEMENTARY - COLLINS ELEMENTARY							
Electricity	46,368	KWH	\$5,845.01	\$0.00	\$5,845.01	0.1261	47.25%
Natural Gas	505	CCF	\$481.83	\$0.00	\$481.83	0.9541	3.90%
Water	1,311	CCF	\$5,630.29	\$0.00	\$5,630.29	4.2947	45.52%
Sewer	191	CCF	\$412.41	\$0.00	\$412.41	2.1592	3.33%
Total Cost:			\$12,369.54	\$0.00	\$12,369.54		

For COLLINS ELEMENTARY



Filters: Cost Center Name Not Equal To DoNotReport; Billing Period Equal To 201405All Meter CodesAll Group Names

elpaso

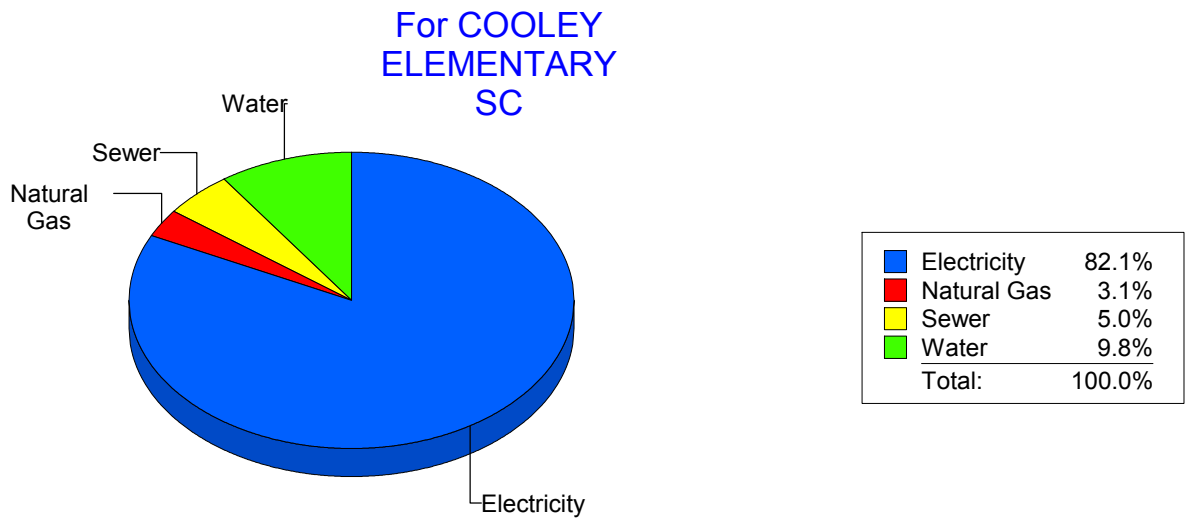
Energy CAP

Cost Avoidance Program

Cost Summary Graph

Grouped by Energy Type

Energy Type	Use	Units	Meter Cost	Special Charges	Total Cost	Avg Unit Cost	% of Total Cost
Site: COOLEY ELEMENTARY SC - COOLEY ELEMENTARY SC							
Electricity	78,600	KWH	\$9,928.32	\$0.00	\$9,928.32	0.1263	82.15%
Natural Gas	355	CCF	\$372.02	\$0.00	\$372.02	1.0479	3.08%
Water	326	CCF	\$1,179.63	\$0.00	\$1,179.63	3.6185	9.76%
Sewer	146	CCF	\$605.78	\$0.00	\$605.78	4.1492	5.01%
Total Cost:			\$12,085.75	\$0.00	\$12,085.75		



Filters: Cost Center Name Not Equal To DoNotReport; Billing Period Equal To 201405All Meter CodesAll Group Names

elpaso

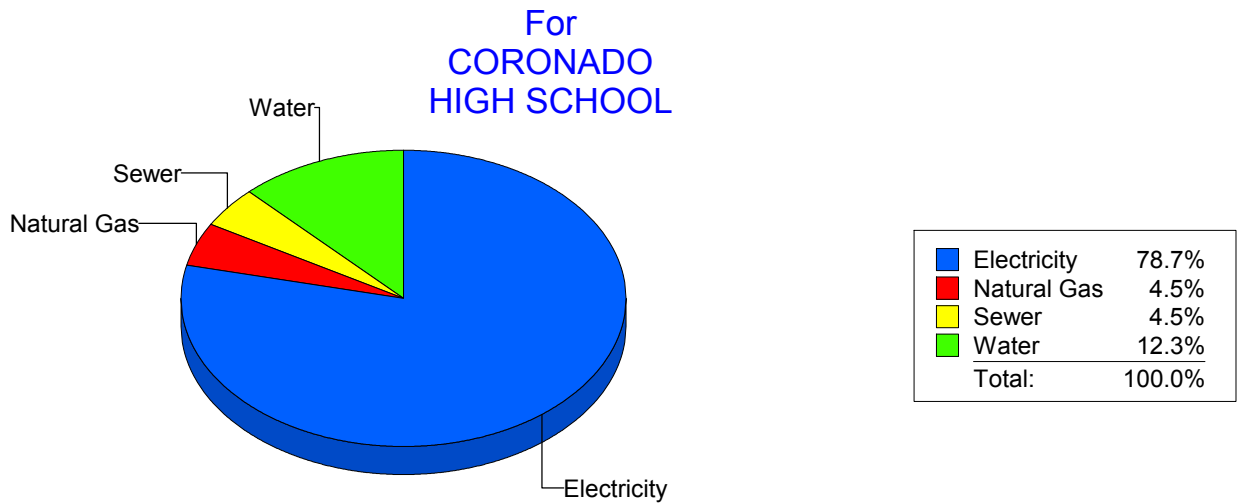
Energy CAP

Cost Avoidance Program

Cost Summary Graph

Grouped by Energy Type

Energy Type	Use	Units	Meter Cost	Special Charges	Total Cost	Avg Unit Cost	% of Total Cost
Site: CORONADO HIGH SCHOOL - CORONADO HIGH SCHOOL							
Electricity	200,344	KWH	\$27,372.64	\$0.00	\$27,372.64	0.1366	78.68%
Natural Gas	1,963	CCF	\$1,573.78	\$0.00	\$1,573.78	0.8017	4.52%
Water	2,938	CCF	\$4,293.32	\$0.00	\$4,293.32	1.4613	12.34%
Sewer	893	CCF	\$1,550.75	\$0.00	\$1,550.75	1.7366	4.46%
Total Cost:			\$34,790.49	\$0.00	\$34,790.49		



Filters: Cost Center Name Not Equal To DoNotReport; Billing Period Equal To 201405All Meter CodesAll Group Names

elpaso

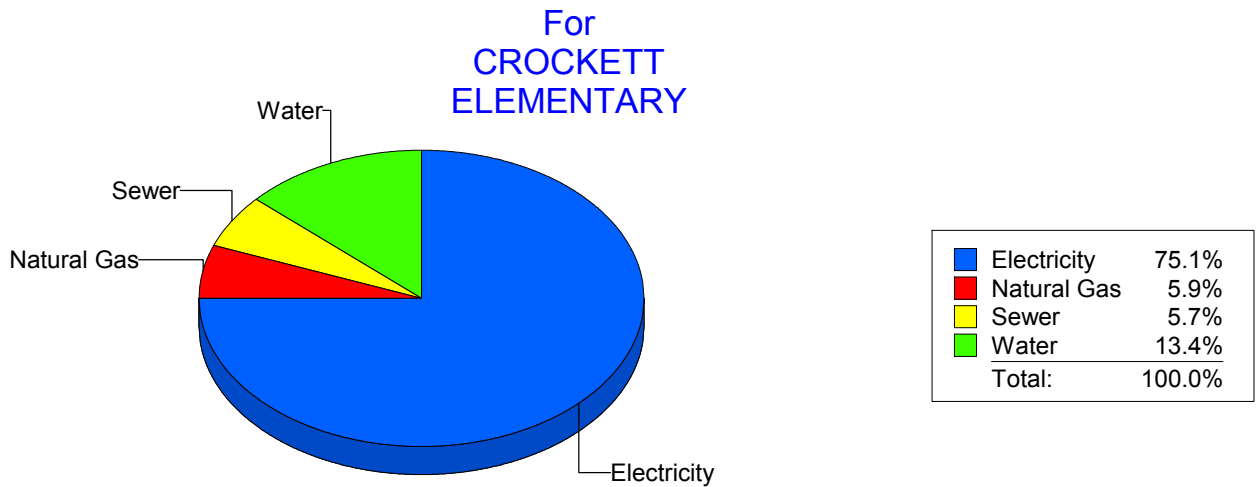
Energy CAP

Cost Avoidance Program

Cost Summary Graph

Grouped by Energy Type

Energy Type	Use	Units	Meter Cost	Special Charges	Total Cost	Avg Unit Cost	% of Total Cost
Site: CROCKETT - CROCKETT ELEMENTARY							
Electricity	28,600	KWH	\$3,930.49	\$0.00	\$3,930.49	0.1374	75.07%
Natural Gas	351	CCF	\$307.07	\$0.00	\$307.07	0.8748	5.87%
Water	243	CCF	\$701.81	\$0.00	\$701.81	2.8881	13.40%
Sewer	117	CCF	\$296.10	\$0.00	\$296.10	2.5308	5.66%
Total Cost:			\$5,235.47	\$0.00	\$5,235.47		



Filters: Cost Center Name Not Equal To DoNotReport; Billing Period Equal To 201405All Meter CodesAll Group Names

el Paso

Energy CAP

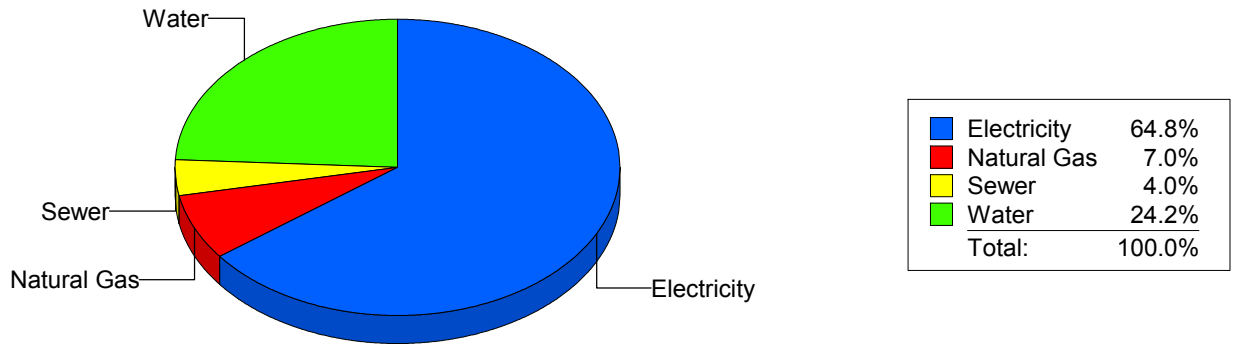
Cost Avoidance Program

Cost Summary Graph

Grouped by Energy Type

Energy Type	Use	Units	Meter Cost	Special Charges	Total Cost	Avg Unit Cost	% of Total Cost
Site: CROSBY ELEMENTARY - CROSBY ELEMENTARY							
Electricity	34,027	KWH	\$4,292.97	\$0.00	\$4,292.97	0.1262	64.80%
Natural Gas	481	CCF	\$464.22	\$0.00	\$464.22	0.9651	7.01%
Water	420	CCF	\$1,604.74	\$0.00	\$1,604.74	3.8208	24.22%
Sewer	93	CCF	\$262.98	\$0.00	\$262.98	2.8277	3.97%
Total Cost:			\$6,624.91	\$0.00	\$6,624.91		

For CROSBY
ELEMENTARY



Filters: Cost Center Name Not Equal To DoNotReport; Billing Period Equal To 201405All Meter CodesAll Group Names

elpaso

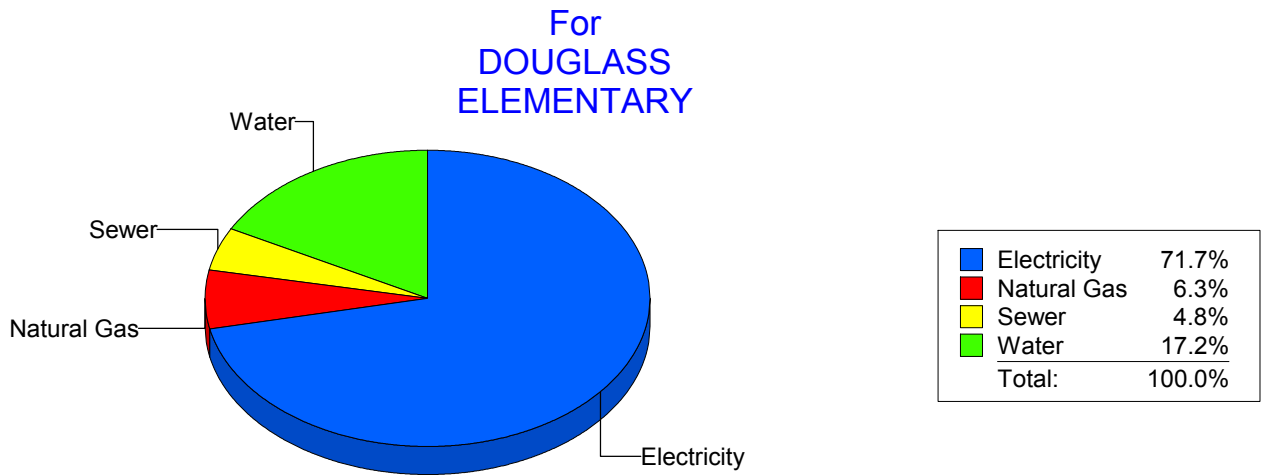
Energy CAP

Cost Avoidance Program

Cost Summary Graph

Grouped by Energy Type

Energy Type	Use	Units	Meter Cost	Special Charges	Total Cost	Avg Unit Cost	% of Total Cost
Site: DOUGLASS ELEMENTARY - DOUGLASS ELEMENTARY							
Electricity	40,323	KWH	\$5,035.07	\$0.00	\$5,035.07	0.1249	71.70%
Natural Gas	451	CCF	\$442.24	\$0.00	\$442.24	0.9806	6.30%
Water	355	CCF	\$1,204.83	\$0.00	\$1,204.83	3.3939	17.16%
Sewer	112	CCF	\$340.23	\$0.00	\$340.23	3.0378	4.84%
Total Cost:			\$7,022.37	\$0.00	\$7,022.37		



Filters: Cost Center Name Not Equal To DoNotReport; Billing Period Equal To 201405All Meter CodesAll Group Names

elpaso

Energy CAP

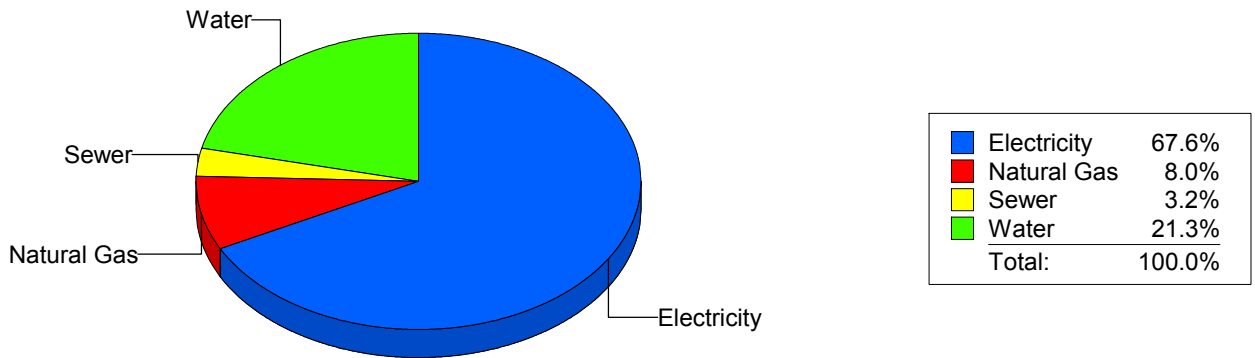
Cost Avoidance Program

Cost Summary Graph

Grouped by Energy Type

Energy Type	Use	Units	Meter Cost	Special Charges	Total Cost	Avg Unit Cost	% of Total Cost
Site: DOWELL ELEMENTARY - DOWELL ELEMENTARY							
Electricity	21,084	KWH	\$2,835.41	\$0.00	\$2,835.41	0.1345	67.55%
Natural Gas	387	CCF	\$333.72	\$0.00	\$333.72	0.8623	7.95%
Water	344	CCF	\$894.69	\$0.00	\$894.69	2.6008	21.32%
Sewer	58	CCF	\$133.55	\$0.00	\$133.55	2.3026	3.18%
Total Cost:			\$4,197.37	\$0.00	\$4,197.37		

For DOWELL ELEMENTARY



Filters: Cost Center Name Not Equal To DoNotReport; Billing Period Equal To 201405All Meter CodesAll Group Names

el Paso

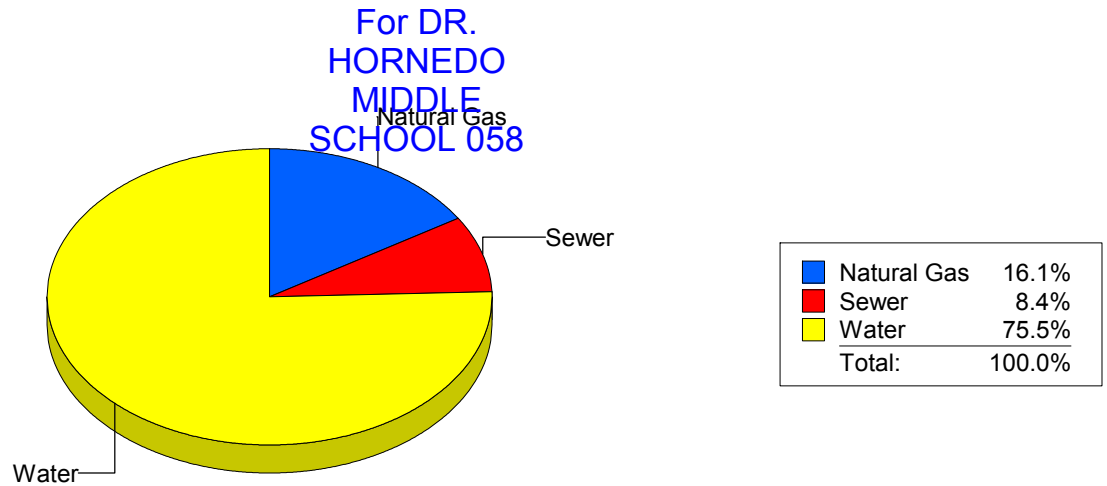
Energy CAP

Cost Avoidance Program

Cost Summary Graph

Grouped by Energy Type

Energy Type	Use	Units	Meter Cost	Special Charges	Total Cost	Avg Unit Cost	% of Total Cost
Site: DRHORNEDOMIDDLESCHOOL - DR. HORNEDO MIDDLE SCHOOL 058							
Natural Gas		926 CCF	\$719.24	\$0.00	\$719.24	0.7767	16.13%
Water		930 CCF	\$3,365.58	\$0.00	\$3,365.58	3.6189	75.48%
Sewer		105 CCF	\$374.13	\$0.00	\$374.13	3.5631	8.39%
Total Cost:			\$4,458.95	\$0.00	\$4,458.95		



Filters: Cost Center Name Not Equal To DoNotReport; Billing Period Equal To 201405All Meter CodesAll Group Names

elpaso

Energy CAP

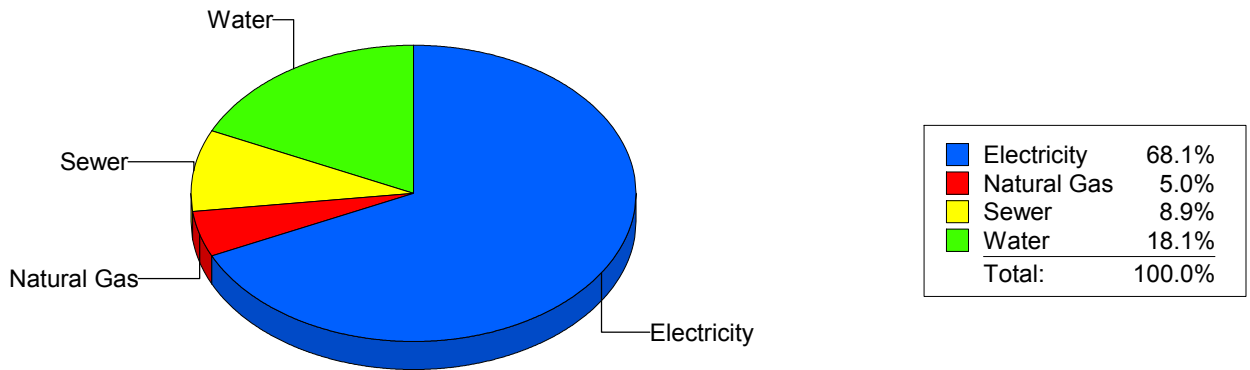
Cost Avoidance Program

Cost Summary Graph

Grouped by Energy Type

Energy Type	Use	Units	Meter Cost	Special Charges	Total Cost	Avg Unit Cost	% of Total Cost
Site: DR. L.A. NIXON ELEME - DR. L.A. NIXON ELEME							
Electricity		37,460 KWH	\$4,979.17	\$0.00	\$4,979.17	0.1329	68.06%
Natural Gas		343 CCF	\$363.23	\$0.00	\$363.23	1.0590	4.96%
Water		556 CCF	\$1,326.12	\$0.00	\$1,326.12	2.3851	18.13%
Sewer		274 CCF	\$647.78	\$0.00	\$647.78	2.3642	8.85%
Total Cost:			\$7,316.30	\$0.00	\$7,316.30		

For DR. L.A. NIXON ELEME



Filters: Cost Center Name Not Equal To DoNotReport; Billing Period Equal To 201405All Meter CodesAll Group Names

el Paso

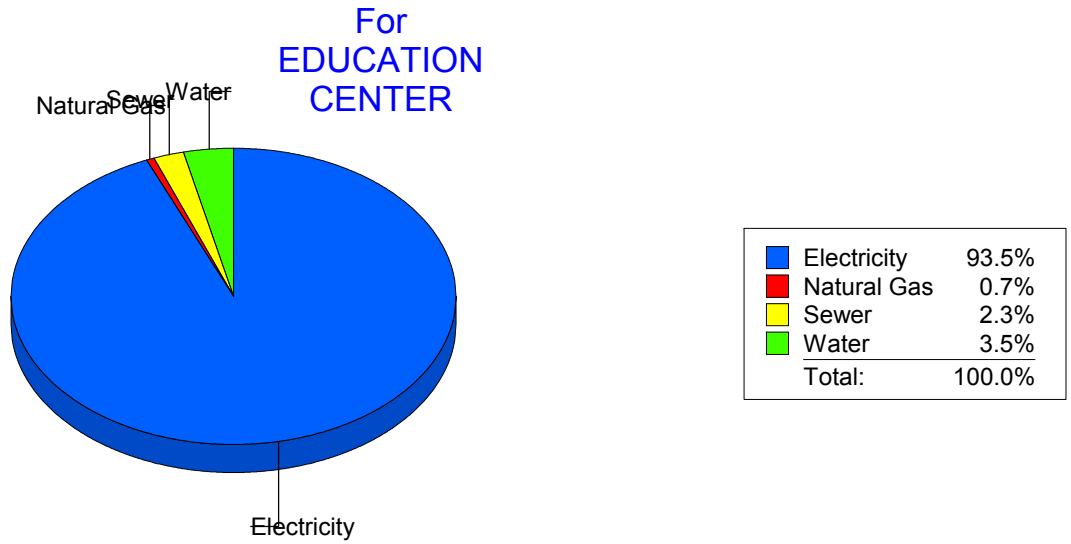
Energy CAP

Cost Avoidance Program

Cost Summary Graph

Grouped by Energy Type

Energy Type	Use	Units	Meter Cost	Special Charges	Total Cost	Avg Unit Cost	% of Total Cost
Site: EDUCATION CENTER - EDUCATION CENTER							
Electricity	293,545	KWH	\$31,851.93	\$0.00	\$31,851.93	0.1085	93.53%
Natural Gas	237	CCF	\$223.54	\$0.00	\$223.54	0.9432	0.66%
Water	517	CCF	\$1,203.06	\$0.00	\$1,203.06	2.3270	3.53%
Sewer	368	CCF	\$777.50	\$0.00	\$777.50	2.1128	2.28%
Total Cost:			\$34,056.03	\$0.00	\$34,056.03		



Filters: Cost Center Name Not Equal To DoNotReport; Billing Period Equal To 201405All Meter CodesAll Group Names

elpaso

Energy CAP

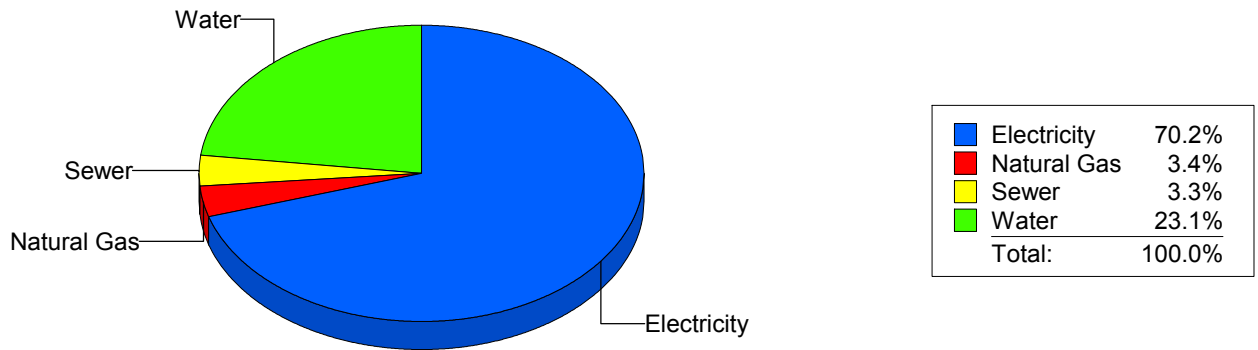
Cost Avoidance Program

Cost Summary Graph

Grouped by Energy Type

Energy Type	Use	Units	Meter Cost	Special Charges	Total Cost	Avg Unit Cost	% of Total Cost
Site: EL PASO HIGH SCHOOL - EL PASO HIGH SCHOOL							
Electricity	175,022	KWH	\$21,255.71	\$0.00	\$21,255.71	0.1214	70.20%
Natural Gas	957	CCF	\$1,024.94	\$0.00	\$1,024.94	1.0710	3.38%
Water	2,017	CCF	\$7,002.46	\$0.00	\$7,002.46	3.4717	23.13%
Sewer	399	CCF	\$996.00	\$0.00	\$996.00	2.4962	3.29%
Total Cost:			\$30,279.11	\$0.00	\$30,279.11		

For EL PASO HIGH SCHOOL



Filters: Cost Center Name Not Equal To DoNotReport; Billing Period Equal To 201405All Meter CodesAll Group Names

elpaso

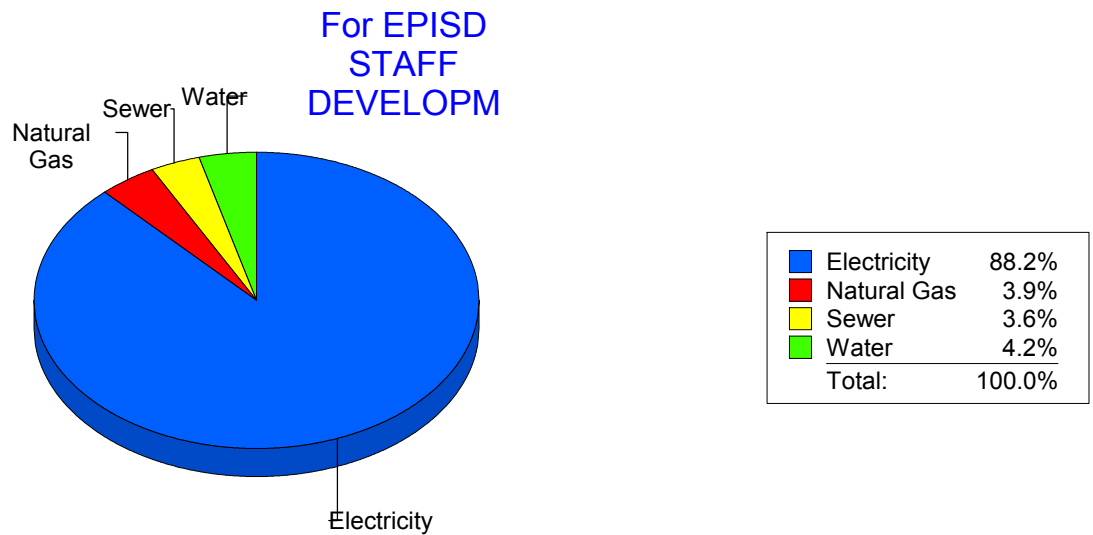
Energy CAP

Cost Avoidance Program

Cost Summary Graph

Grouped by Energy Type

Energy Type	Use	Units	Meter Cost	Special Charges	Total Cost	Avg Unit Cost	% of Total Cost
Site: EPISD STAFF DEVELOPM - EPISD STAFF DEVELOPM							
Electricity	15,280	KWH	\$2,095.86	\$0.00	\$2,095.86	0.1372	88.18%
Natural Gas	52	CCF	\$93.83	\$0.00	\$93.83	1.8044	3.95%
Water	20	CCF	\$100.56	\$0.00	\$100.56	5.0280	4.23%
Sewer	24	CCF	\$86.63	\$0.00	\$86.63	3.6096	3.64%
Total Cost:			\$2,376.88	\$0.00	\$2,376.88		



Filters: Cost Center Name Not Equal To DoNotReport; Billing Period Equal To 201405All Meter CodesAll Group Names

elpaso

Energy CAP

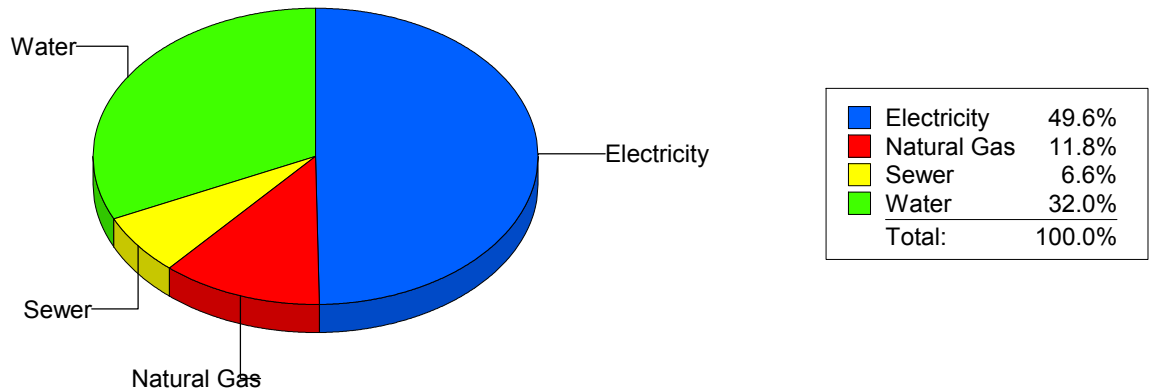
Cost Avoidance Program

Cost Summary Graph

Grouped by Energy Type

Energy Type	Use	Units	Meter Cost	Special Charges	Total Cost	Avg Unit Cost	% of Total Cost
Site: FANNIN ELEMENTARY - FANNIN ELEMENTARY							
Electricity	22,154	KWH	\$2,943.96	\$0.00	\$2,943.96	0.1329	49.59%
Natural Gas	731	CCF	\$701.51	\$0.00	\$701.51	0.9597	11.82%
Water	729	CCF	\$1,900.90	\$0.00	\$1,900.90	2.6075	32.02%
Sewer	126	CCF	\$390.03	\$0.00	\$390.03	3.0955	6.57%
Total Cost:			\$5,936.40	\$0.00	\$5,936.40		

For FANNIN ELEMENTARY



Filters: Cost Center Name Not Equal To DoNotReport; Billing Period Equal To 201405All Meter CodesAll Group Names

elpaso

Energy CAP

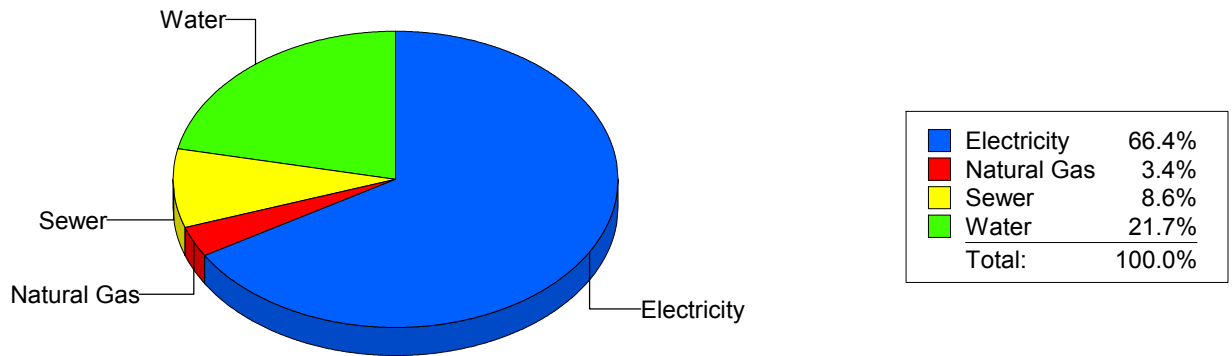
Cost Avoidance Program

Cost Summary Graph

Grouped by Energy Type

Energy Type	Use	Units	Meter Cost	Special Charges	Total Cost	Avg Unit Cost	% of Total Cost
Site: FINE ARTS/MULTIMEDIA - FINE ARTS/MULTIMEDIA							
Electricity		9,237 KWH	\$1,228.44	\$0.00	\$1,228.44	0.1330	66.40%
Natural Gas		0 CCF	\$62.04	\$0.00	\$62.04	0.0000	3.35%
Water		154 CCF	\$401.25	\$0.00	\$401.25	2.6055	21.69%
Sewer		66 CCF	\$158.40	\$0.00	\$158.40	2.4000	8.56%
Total Cost:			\$1,850.13	\$0.00	\$1,850.13		

For FINE ARTS/MULTIMEDIA



Filters: Cost Center Name Not Equal To DoNotReport; Billing Period Equal To 201405All Meter CodesAll Group Names

elpaso

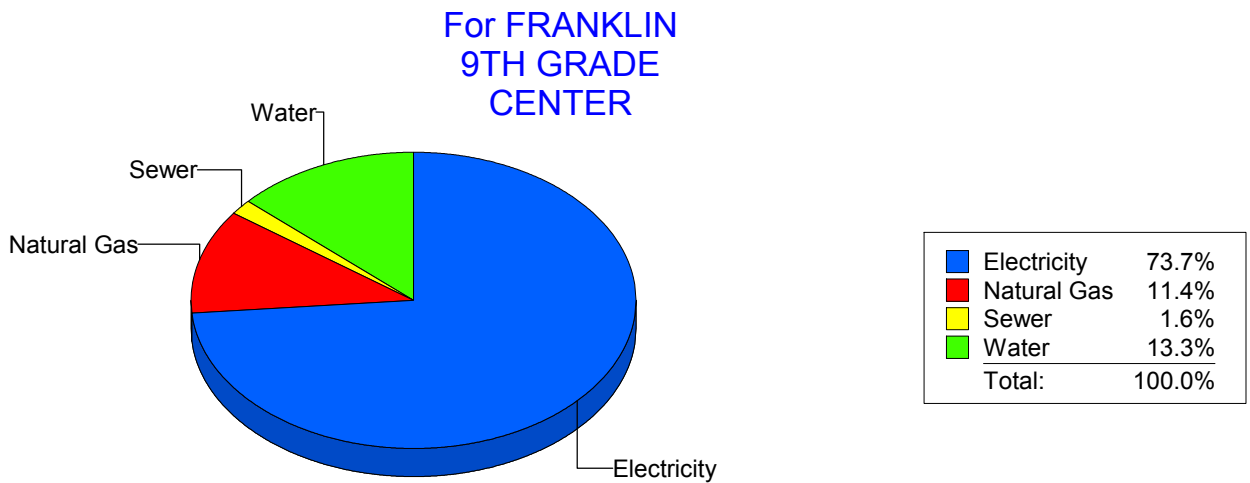
Energy CAP

Cost Avoidance Program

Cost Summary Graph

Grouped by Energy Type

Energy Type	Use	Units	Meter Cost	Special Charges	Total Cost	Avg Unit Cost	% of Total Cost
Site: FRANKLIN9THGRADECENTER - FRANKLIN 9TH GRADE CENTER							
Electricity	149,000	KWH	\$17,020.86	\$0.00	\$17,020.86	0.1142	73.72%
Natural Gas	3,616	CCF	\$2,626.25	\$0.00	\$2,626.25	0.7263	11.37%
Water	2,377	CCF	\$3,062.31	\$0.00	\$3,062.31	1.2883	13.26%
Sewer	109	CCF	\$379.65	\$0.00	\$379.65	3.4830	1.64%
Total Cost:			\$23,089.07	\$0.00	\$23,089.07		



Filters: Cost Center Name Not Equal To DoNotReport; Billing Period Equal To 201405All Meter CodesAll Group Names

elpaso

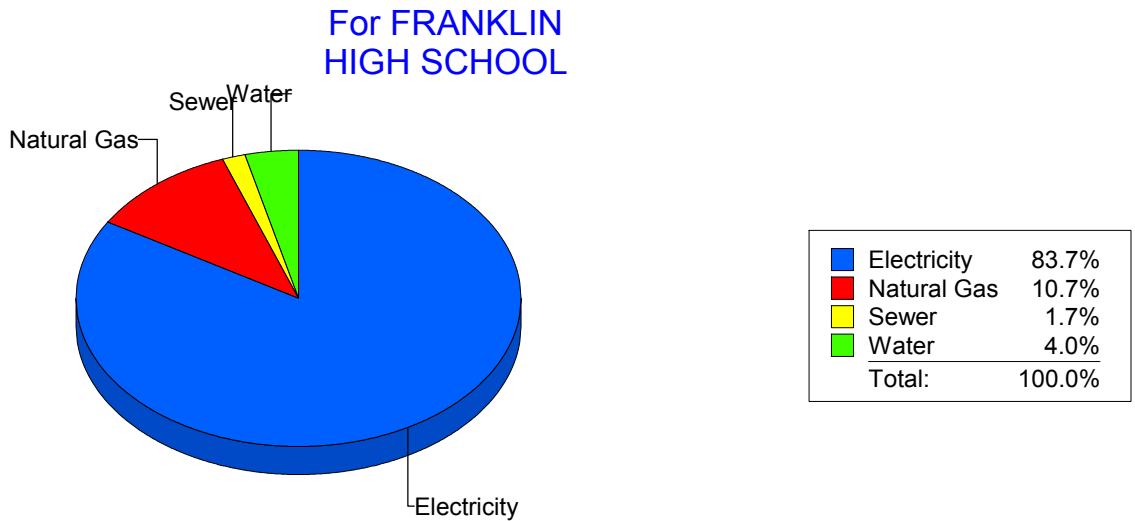
Energy CAP

Cost Avoidance Program

Cost Summary Graph

Grouped by Energy Type

Energy Type	Use	Units	Meter Cost	Special Charges	Total Cost	Avg Unit Cost	% of Total Cost
Site: FRANKLIN HIGH SCHOOL - FRANKLIN HIGH SCHOOL							
Electricity	276,879	KWH	\$32,322.77	\$0.00	\$32,322.77	0.1167	83.69%
Natural Gas	5,678	CCF	\$4,127.25	\$0.00	\$4,127.25	0.7269	10.69%
Water	635	CCF	\$1,529.61	\$0.00	\$1,529.61	2.4088	3.96%
Sewer	299	CCF	\$641.85	\$0.00	\$641.85	2.1467	1.66%
Total Cost:			\$38,621.48	\$0.00	\$38,621.48		



Filters: Cost Center Name Not Equal To DoNotReport; Billing Period Equal To 201405All Meter CodesAll Group Names

elpaso

Energy CAP

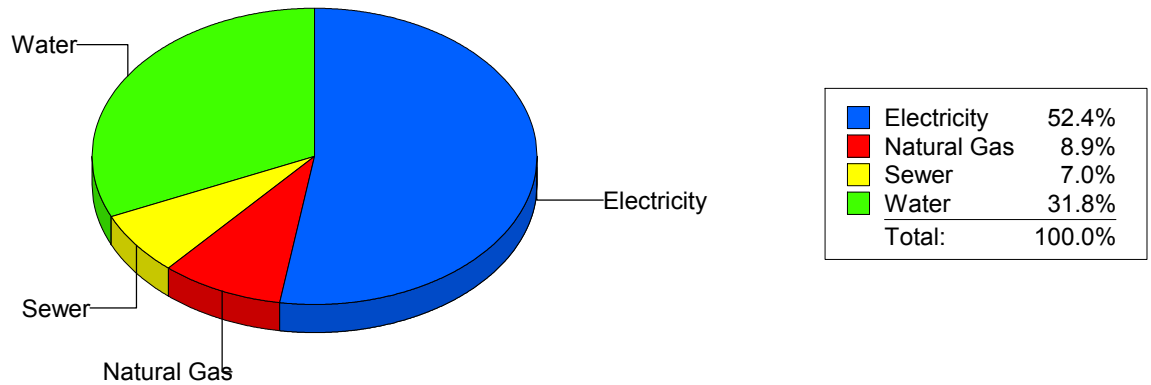
Cost Avoidance Program

Cost Summary Graph

Grouped by Energy Type

Energy Type	Use	Units	Meter Cost	Special Charges	Total Cost	Avg Unit Cost	% of Total Cost
Site: GREEN ELEMENTARY SCH - GREEN ELEMENTARY SCH							
Electricity	30,900	KWH	\$3,841.44	\$0.00	\$3,841.44	0.1243	52.39%
Natural Gas	744	CCF	\$651.84	\$0.00	\$651.84	0.8761	8.89%
Water	615	CCF	\$2,328.28	\$0.00	\$2,328.28	3.7858	31.76%
Sewer	155	CCF	\$510.45	\$0.00	\$510.45	3.2932	6.96%
Total Cost:			\$7,332.01	\$0.00	\$7,332.01		

For GREEN ELEMENTARY SCH



Filters: Cost Center Name Not Equal To DoNotReport; Billing Period Equal To 201405All Meter CodesAll Group Names

el Paso

Energy CAP

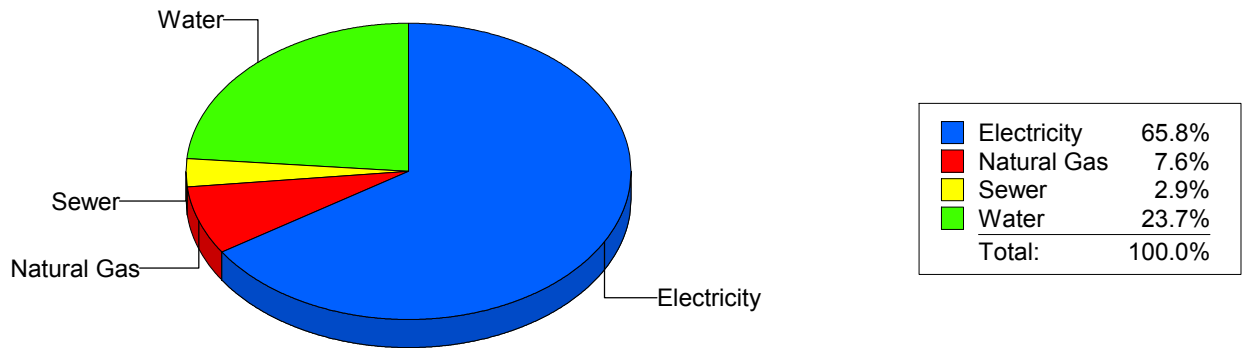
Cost Avoidance Program

Cost Summary Graph

Grouped by Energy Type

Energy Type	Use	Units	Meter Cost	Special Charges	Total Cost	Avg Unit Cost	% of Total Cost
Site: GUILLEN MIDDLE SCHOO - GUILLEN MIDDLE SCHOO							
Electricity	107,969	KWH	\$12,918.15	\$0.00	\$12,918.15	0.1196	65.80%
Natural Gas	1,928	CCF	\$1,492.57	\$0.00	\$1,492.57	0.7742	7.60%
Water	1,476	CCF	\$4,644.74	\$0.00	\$4,644.74	3.1468	23.66%
Sewer	261	CCF	\$576.33	\$0.00	\$576.33	2.2082	2.94%
Total Cost:			\$19,631.79	\$0.00	\$19,631.79		

For GUILLEN MIDDLE SCHOO



Filters: Cost Center Name Not Equal To DoNotReport; Billing Period Equal To 201405All Meter CodesAll Group Names

elpaso

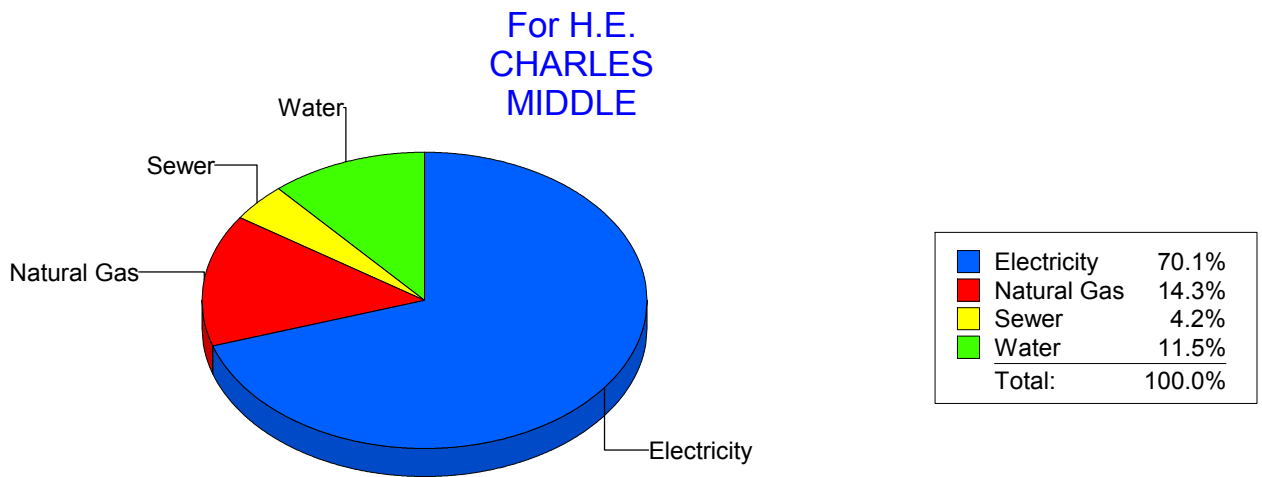
Energy CAP

Cost Avoidance Program

Cost Summary Graph

Grouped by Energy Type

Energy Type	Use	Units	Meter Cost	Special Charges	Total Cost	Avg Unit Cost	% of Total Cost
Site: H.E. CHARLES MIDDLE - H.E. CHARLES MIDDLE							
Electricity	81,890	KWH	\$10,525.80	\$0.00	\$10,525.80	0.1285	70.07%
Natural Gas	2,837	CCF	\$2,140.68	\$0.00	\$2,140.68	0.7546	14.25%
Water	683	CCF	\$1,728.69	\$0.00	\$1,728.69	2.5310	11.51%
Sewer	288	CCF	\$626.67	\$0.00	\$626.67	2.1759	4.17%
Total Cost:			\$15,021.84	\$0.00	\$15,021.84		



Filters: Cost Center Name Not Equal To DoNotReport; Billing Period Equal To 201405All Meter CodesAll Group Names

el Paso

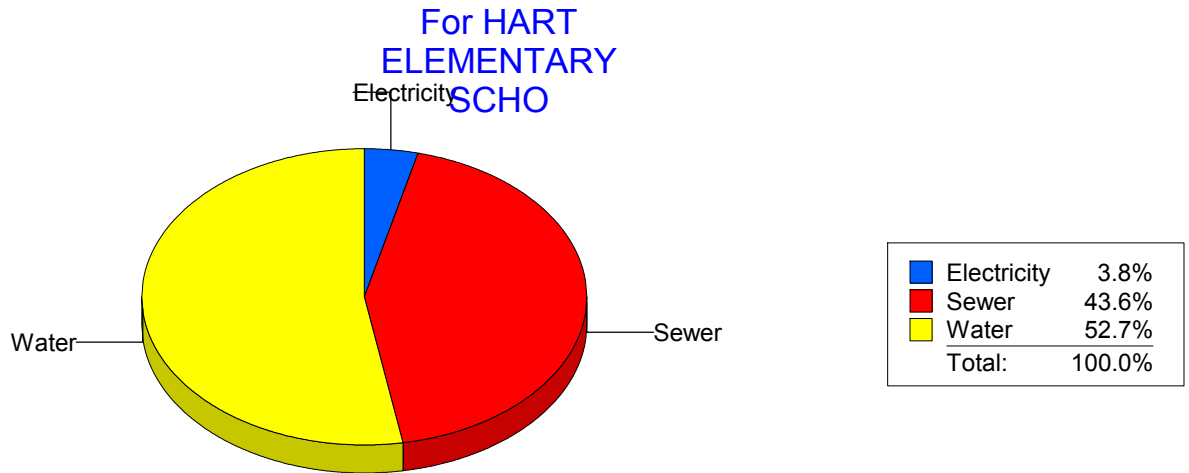
Energy CAP

Cost Avoidance Program

Cost Summary Graph

Grouped by Energy Type

Energy Type	Use	Units	Meter Cost	Special Charges	Total Cost	Avg Unit Cost	% of Total Cost
Site: HART ELEMENTARY SCHO - HART ELEMENTARY SCHO							
Electricity		15 KWH	\$18.56	\$0.00	\$18.56	1.2373	3.78%
Water		70 CCF	\$258.28	\$0.00	\$258.28	3.6897	52.67%
Sewer		39 CCF	\$213.58	\$0.00	\$213.58	5.4764	43.55%
Total Cost:			\$490.42	\$0.00	\$490.42		



Filters: Cost Center Name Not Equal To DoNotReport; Billing Period Equal To 201405All Meter CodesAll Group Names

elpaso

Energy CAP

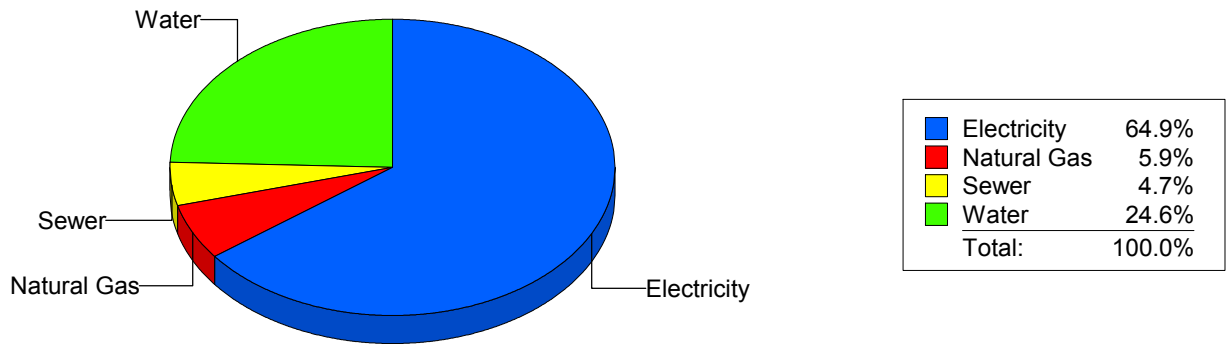
Cost Avoidance Program

Cost Summary Graph

Grouped by Energy Type

Energy Type	Use	Units	Meter Cost	Special Charges	Total Cost	Avg Unit Cost	% of Total Cost
Site: HAWKINS ELEMENTARY S - HAWKINS ELEMENTARY S							
Electricity	22,961	KWH	\$2,736.61	\$0.00	\$2,736.61	0.1192	64.85%
Natural Gas	269	CCF	\$246.97	\$0.00	\$246.97	0.9181	5.85%
Water	239	CCF	\$1,036.71	\$0.00	\$1,036.71	4.3377	24.57%
Sewer	47	CCF	\$199.50	\$0.00	\$199.50	4.2447	4.73%
Total Cost:			\$4,219.79	\$0.00	\$4,219.79		

For HAWKINS
ELEMENTARY
S



Filters: Cost Center Name Not Equal To DoNotReport; Billing Period Equal To 201405All Meter CodesAll Group Names

elpaso

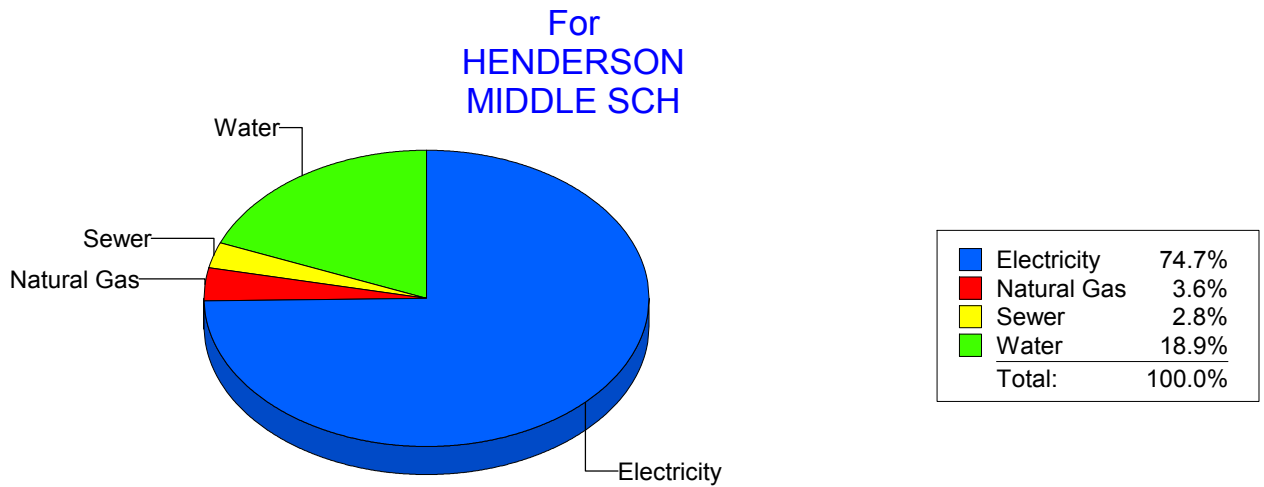
Energy CAP

Cost Avoidance Program

Cost Summary Graph

Grouped by Energy Type

Energy Type	Use	Units	Meter Cost	Special Charges	Total Cost	Avg Unit Cost	% of Total Cost
Site: HENDERSON MIDDLE SCH - HENDERSON MIDDLE SCH							
Electricity	48,963	KWH	\$6,695.00	\$0.00	\$6,695.00	0.1367	74.74%
Natural Gas	366	CCF	\$318.04	\$0.00	\$318.04	0.8690	3.55%
Water	676	CCF	\$1,691.09	\$0.00	\$1,691.09	2.5016	18.88%
Sewer	135	CCF	\$253.62	\$0.00	\$253.62	1.8787	2.83%
Total Cost:			\$8,957.75	\$0.00	\$8,957.75		



Filters: Cost Center Name Not Equal To DoNotReport; Billing Period Equal To 201405All Meter CodesAll Group Names

el paso


Energy CAP

Cost Avoidance Program

Cost Summary Graph

Grouped by Energy Type

Energy Type	Use	Units	Meter Cost	Special Charges	Total Cost	Avg Unit Cost	% of Total Cost
Site: HERCULES COTTAGES - HERCULES COTTAGES							
Electricity	3,301	KWH	\$692.00	\$0.00	\$692.00	0.2096	62.49%
Natural Gas	10	CCF	\$316.32	\$0.00	\$316.32	31.6320	28.57%
Water	14	CCF	\$56.55	\$0.00	\$56.55	4.0393	5.11%
Sewer	7	CCF	\$42.45	\$0.00	\$42.45	6.0643	3.83%
Total Cost:			\$1,107.32	\$0.00	\$1,107.32		



Filters: Cost Center Name Not Equal To DoNotReport; Billing Period Equal To 201405All Meter CodesAll Group Names

elpaso

Energy CAP

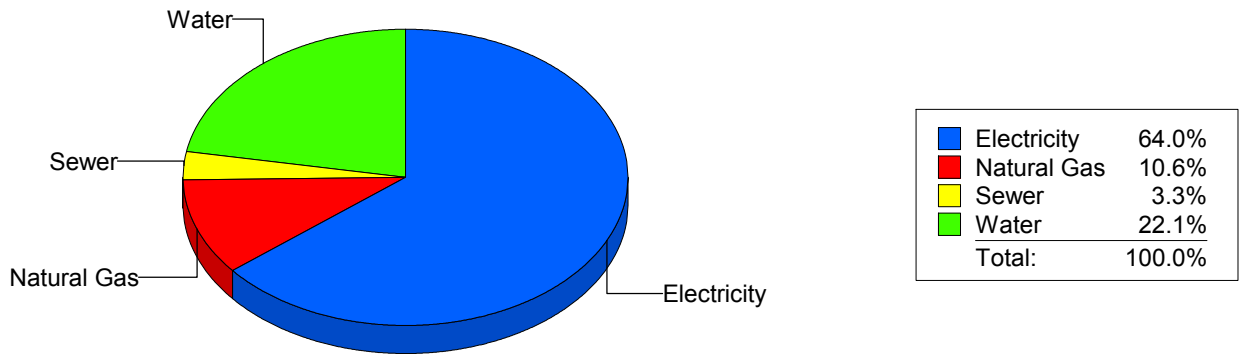
Cost Avoidance Program

Cost Summary Graph

Grouped by Energy Type

Energy Type	Use	Units	Meter Cost	Special Charges	Total Cost	Avg Unit Cost	% of Total Cost
Site: HERRERA - HERRERA ELEMENTARY							
Electricity	62,600	KWH	\$7,840.29	\$0.00	\$7,840.29	0.1252	64.04%
Natural Gas	1,736	CCF	\$1,295.46	\$0.00	\$1,295.46	0.7462	10.58%
Water	770	CCF	\$2,704.70	\$0.00	\$2,704.70	3.5126	22.09%
Sewer	126	CCF	\$403.11	\$0.00	\$403.11	3.1993	3.29%
Total Cost:			\$12,243.56	\$0.00	\$12,243.56		

For HERRERA ELEMENTARY



Filters: Cost Center Name Not Equal To DoNotReport; Billing Period Equal To 201405All Meter CodesAll Group Names

elpaso

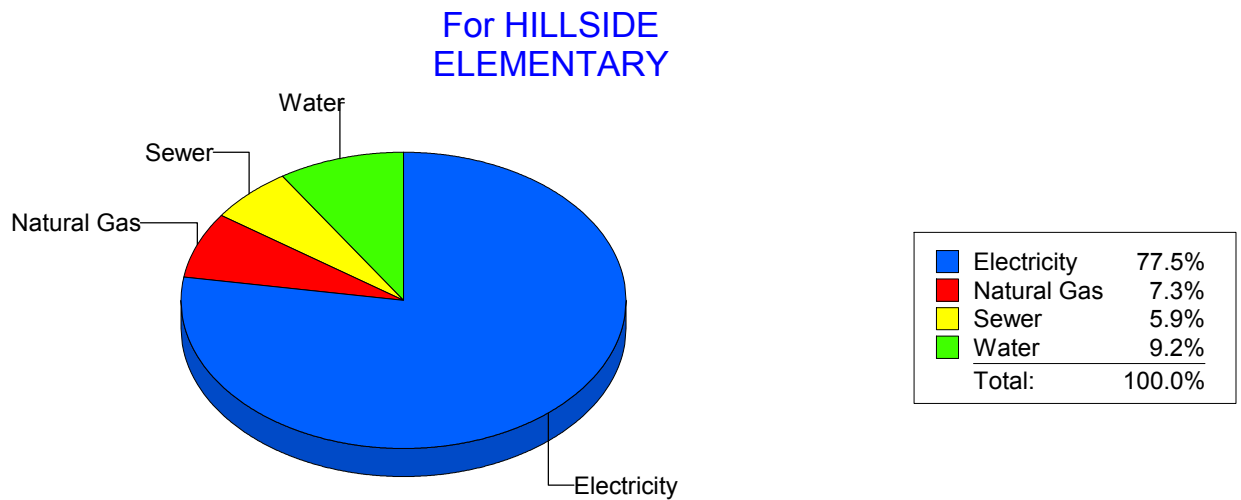
Energy CAP

Cost Avoidance Program

Cost Summary Graph

Grouped by Energy Type

Energy Type	Use	Units	Meter Cost	Special Charges	Total Cost	Avg Unit Cost	% of Total Cost
Site: HILLSIDE ELEMENTARY - HILLSIDE ELEMENTARY							
Electricity	34,651	KWH	\$4,797.69	\$0.00	\$4,797.69	0.1385	77.47%
Natural Gas	315	CCF	\$454.76	\$0.00	\$454.76	1.4437	7.34%
Water	205	CCF	\$572.74	\$0.00	\$572.74	2.7939	9.25%
Sewer	110	CCF	\$367.95	\$0.00	\$367.95	3.3450	5.94%
Total Cost:			\$6,193.14	\$0.00	\$6,193.14		



Filters: Cost Center Name Not Equal To DoNotReport; Billing Period Equal To 201405All Meter CodesAll Group Names

elpaso

Energy CAP

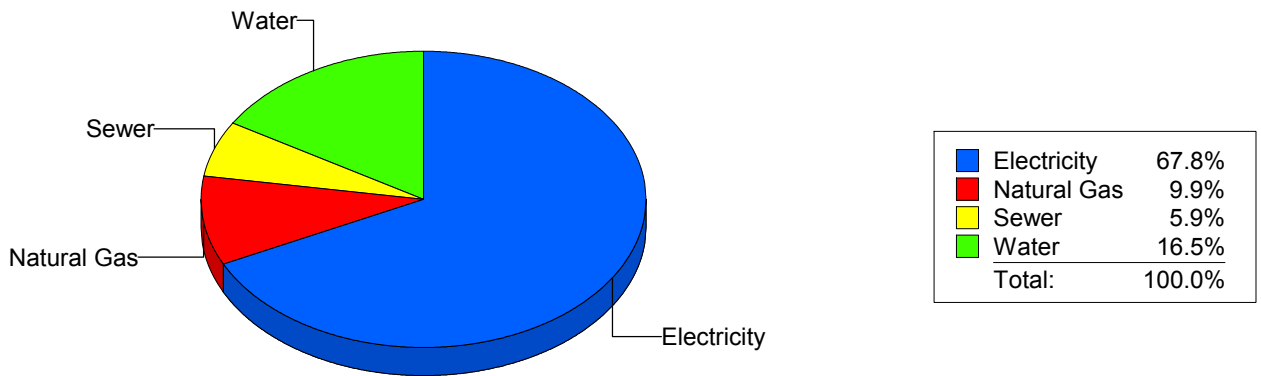
Cost Avoidance Program

Cost Summary Graph

Grouped by Energy Type

Energy Type	Use	Units	Meter Cost	Special Charges	Total Cost	Avg Unit Cost	% of Total Cost
Site: HOUSTON INTERMEDIATE - HOUSTON INTERMEDIATE							
Electricity	26,816	KWH	\$3,750.45	\$0.00	\$3,750.45	0.1399	67.76%
Natural Gas	507	CCF	\$545.28	\$0.00	\$545.28	1.0755	9.85%
Water	240	CCF	\$912.39	\$0.00	\$912.39	3.8016	16.49%
Sewer	72	CCF	\$326.44	\$0.00	\$326.44	4.5339	5.90%
Total Cost:			\$5,534.56	\$0.00	\$5,534.56		

For HOUSTON INTERMEDIATE



Filters: Cost Center Name Not Equal To DoNotReport; Billing Period Equal To 201405All Meter CodesAll Group Names

elpaso

Energy CAP

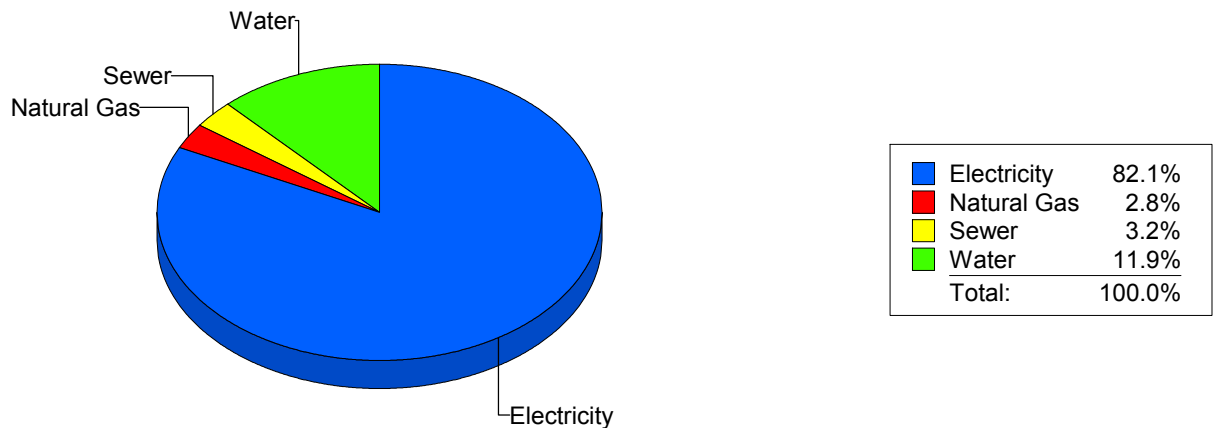
Cost Avoidance Program

Cost Summary Graph

Grouped by Energy Type

Energy Type	Use	Units	Meter Cost	Special Charges	Total Cost	Avg Unit Cost	% of Total Cost
Site: MOYE - HR MOYE							
Electricity	67,680	KWH	\$8,564.20	\$0.00	\$8,564.20	0.1265	82.11%
Natural Gas	331	CCF	\$292.41	\$0.00	\$292.41	0.8834	2.80%
Water	268	CCF	\$1,238.06	\$0.00	\$1,238.06	4.6196	11.87%
Sewer	77	CCF	\$335.49	\$0.00	\$335.49	4.3570	3.22%
Total Cost:			\$10,430.16	\$0.00	\$10,430.16		

For HR MOYE



Filters: Cost Center Name Not Equal To DoNotReport; Billing Period Equal To 201405All Meter CodesAll Group Names

elpaso

Energy CAP

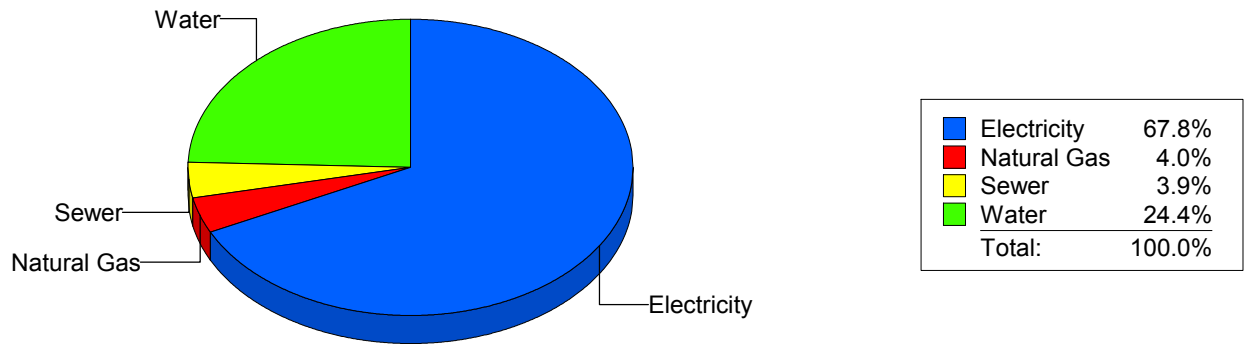
Cost Avoidance Program

Cost Summary Graph

Grouped by Energy Type

Energy Type	Use	Units	Meter Cost	Special Charges	Total Cost	Avg Unit Cost	% of Total Cost
Site: HUGHEY ELEMENTARY SC - HUGHEY ELEMENTARY SC							
Electricity	38,788	KWH	\$5,707.80	\$0.00	\$5,707.80	0.1472	67.77%
Natural Gas	228	CCF	\$335.85	\$0.00	\$335.85	1.4730	3.99%
Water	556	CCF	\$2,052.21	\$0.00	\$2,052.21	3.6910	24.37%
Sewer	139	CCF	\$326.46	\$0.00	\$326.46	2.3486	3.88%
Total Cost:			\$8,422.32	\$0.00	\$8,422.32		

For HUGHEY
ELEMENTARY
SC



Filters: Cost Center Name Not Equal To DoNotReport; Billing Period Equal To 201405All Meter CodesAll Group Names

elpaso

Energy CAP

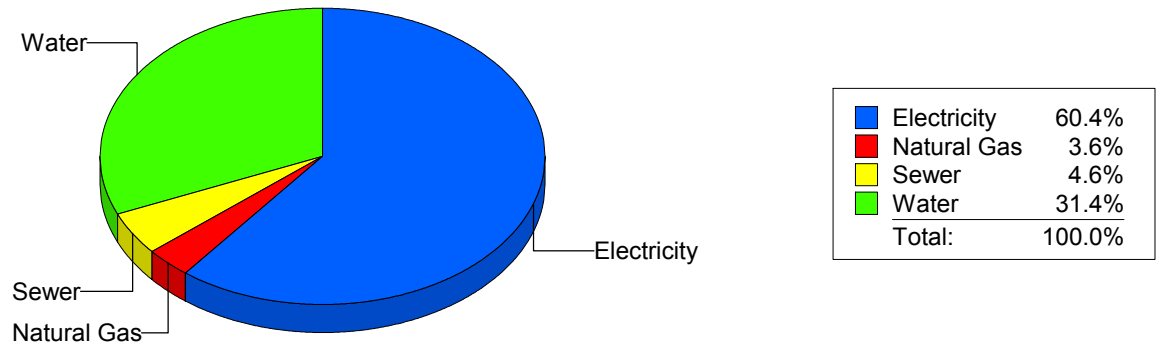
Cost Avoidance Program

Cost Summary Graph

Grouped by Energy Type

Energy Type	Use	Units	Meter Cost	Special Charges	Total Cost	Avg Unit Cost	% of Total Cost
Site: IRVIN HIGH SCHOOL - IRVIN HIGH SCHOOL							
Electricity	128,255	KWH	\$14,907.07	\$0.00	\$14,907.07	0.1162	60.42%
Natural Gas	1,161	CCF	\$886.42	\$0.00	\$886.42	0.7635	3.59%
Water	2,521	CCF	\$7,745.29	\$0.00	\$7,745.29	3.0723	31.39%
Sewer	714	CCF	\$1,134.15	\$0.00	\$1,134.15	1.5884	4.60%
Total Cost:			\$24,672.93	\$0.00	\$24,672.93		

For IRVIN HIGH SCHOOL



Filters: Cost Center Name Not Equal To DoNotReport; Billing Period Equal To 201405All Meter CodesAll Group Names

el Paso

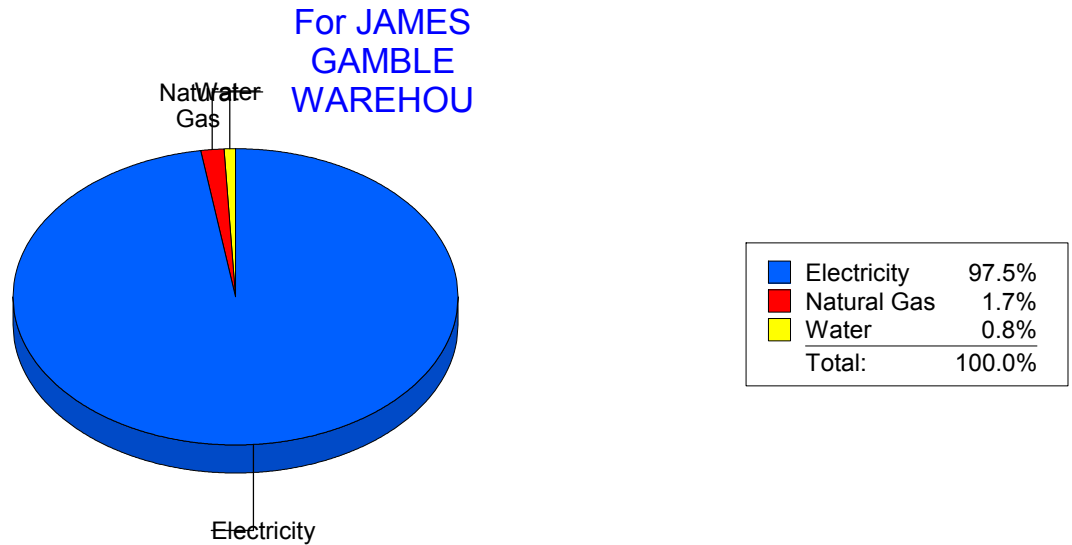
Energy CAP

Cost Avoidance Program

Cost Summary Graph

Grouped by Energy Type

Energy Type	Use	Units	Meter Cost	Special Charges	Total Cost	Avg Unit Cost	% of Total Cost
Site: JAMES GAMBLE WAREHOU - JAMES GAMBLE WAREHOU							
Electricity	31,200	KWH	\$4,561.12	\$0.00	\$4,561.12	0.1462	97.46%
Natural Gas	29	CCF	\$79.54	\$0.00	\$79.54	2.7428	1.70%
Water	0	CCF	\$39.32	\$0.00	\$39.32	0.0000	0.84%
Total Cost:			\$4,679.98	\$0.00	\$4,679.98		



Filters: Cost Center Name Not Equal To DoNotReport; Billing Period Equal To 201405All Meter CodesAll Group Names

elpaso

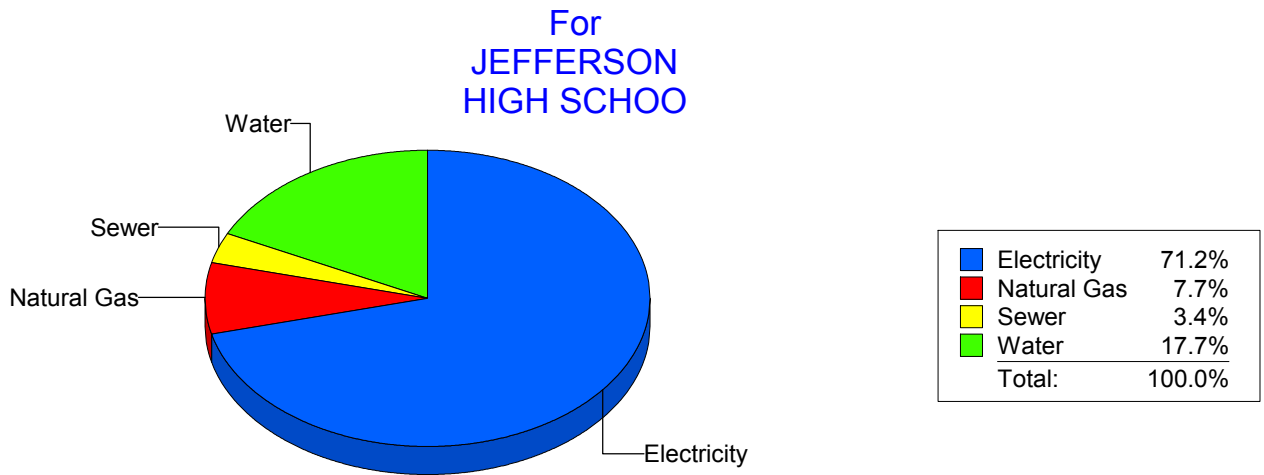
Energy CAP

Cost Avoidance Program

Cost Summary Graph

Grouped by Energy Type

Energy Type	Use	Units	Meter Cost	Special Charges	Total Cost	Avg Unit Cost	% of Total Cost
Site: JEFFERSON HIGH SCHOO - JEFFERSON HIGH SCHOO							
Electricity	101,792	KWH	\$13,670.33	\$0.00	\$13,670.33	0.1343	71.21%
Natural Gas	1,440	CCF	\$1,482.17	\$0.00	\$1,482.17	1.0293	7.72%
Water	1,115	CCF	\$3,394.80	\$0.00	\$3,394.80	3.0447	17.68%
Sewer	200	CCF	\$648.67	\$0.00	\$648.67	3.2434	3.38%
Total Cost:			\$19,195.97	\$0.00	\$19,195.97		



Filters: Cost Center Name Not Equal To DoNotReport; Billing Period Equal To 201405All Meter CodesAll Group Names

elpaso

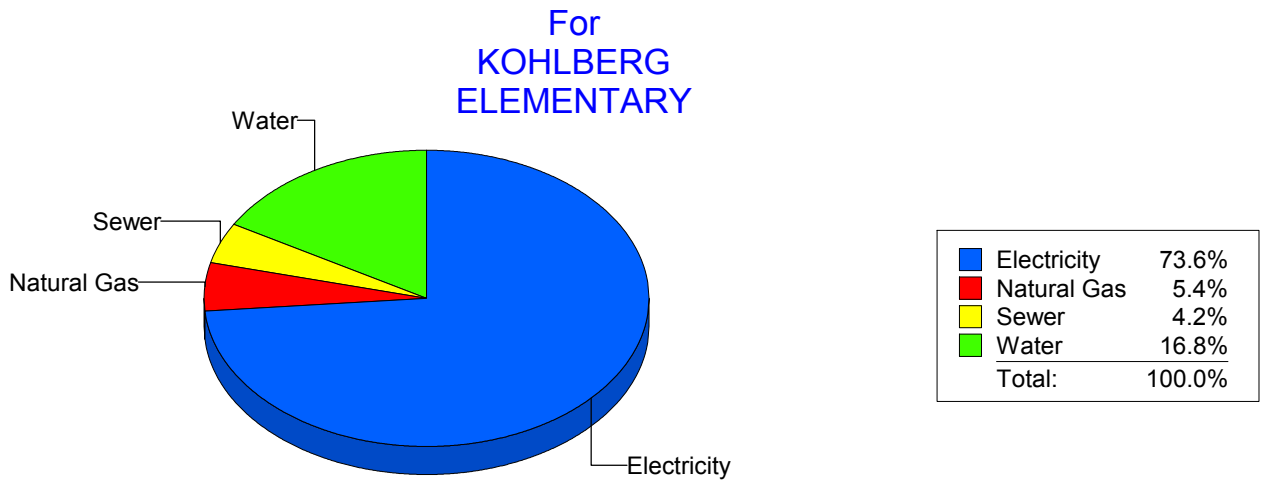
Energy CAP

Cost Avoidance Program

Cost Summary Graph

Grouped by Energy Type

Energy Type	Use	Units	Meter Cost	Special Charges	Total Cost	Avg Unit Cost	% of Total Cost
Site: KOHLBERG ELEMENTARY - KOHLBERG ELEMENTARY							
Electricity	48,000	KWH	\$6,125.94	\$0.00	\$6,125.94	0.1276	73.55%
Natural Gas	466	CCF	\$453.36	\$0.00	\$453.36	0.9729	5.44%
Water	384	CCF	\$1,397.92	\$0.00	\$1,397.92	3.6404	16.78%
Sewer	108	CCF	\$351.38	\$0.00	\$351.38	3.2535	4.22%
Total Cost:			\$8,328.60	\$0.00	\$8,328.60		



Filters: Cost Center Name Not Equal To DoNotReport; Billing Period Equal To 201405All Meter CodesAll Group Names

elpaso

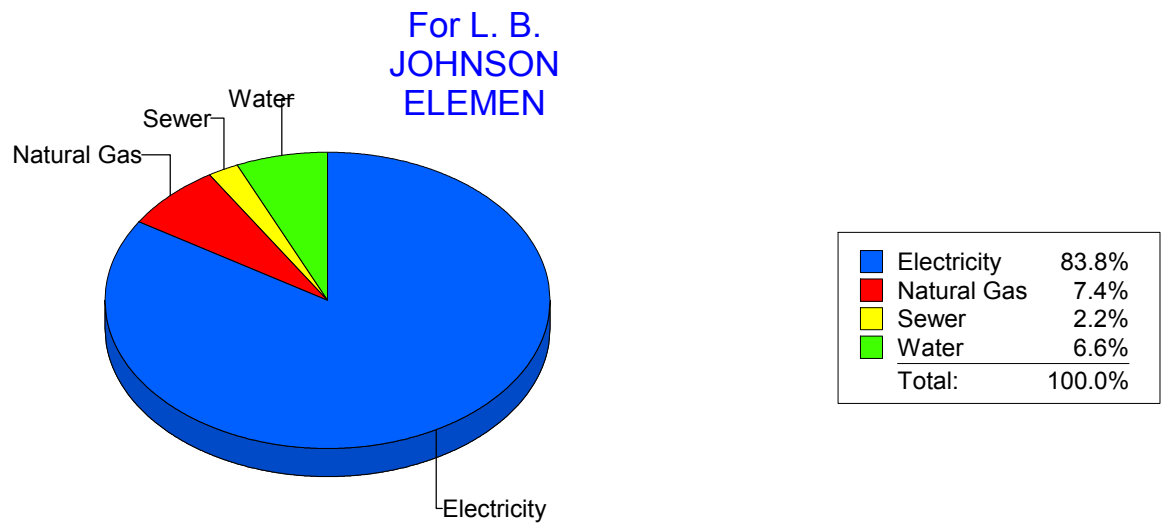
Energy CAP

Cost Avoidance Program

Cost Summary Graph

Grouped by Energy Type

Energy Type	Use	Units	Meter Cost	Special Charges	Total Cost	Avg Unit Cost	% of Total Cost
Site: L. B. JOHNSON ELEMEN - L. B. JOHNSON ELEMEN							
Electricity	58,650	KWH	\$7,616.64	\$0.00	\$7,616.64	0.1299	83.79%
Natural Gas	769	CCF	\$669.62	\$0.00	\$669.62	0.8708	7.37%
Water	198	CCF	\$602.46	\$0.00	\$602.46	3.0427	6.63%
Sewer	38	CCF	\$201.27	\$0.00	\$201.27	5.2966	2.21%
Total Cost:			\$9,089.99	\$0.00	\$9,089.99		



Filters: Cost Center Name Not Equal To DoNotReport; Billing Period Equal To 201405All Meter CodesAll Group Names

elpaso

Energy CAP

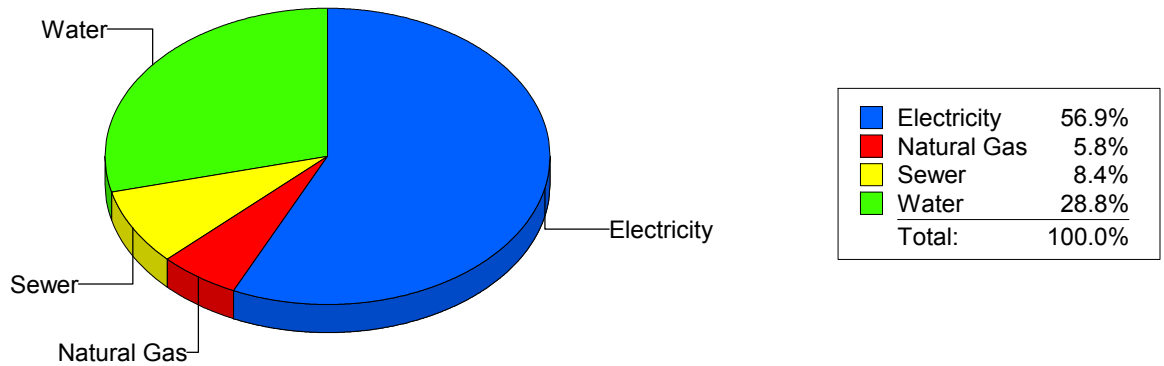
Cost Avoidance Program

Cost Summary Graph

Grouped by Energy Type

Energy Type	Use	Units	Meter Cost	Special Charges	Total Cost	Avg Unit Cost	% of Total Cost
Site: LAMAR ELEMENTARY SCH - LAMAR ELEMENTARY SCH							
Electricity	34,200	KWH	\$4,253.78	\$0.00	\$4,253.78	0.1244	56.94%
Natural Gas	358	CCF	\$436.26	\$0.00	\$436.26	1.2186	5.84%
Water	626	CCF	\$2,151.94	\$0.00	\$2,151.94	3.4376	28.81%
Sewer	191	CCF	\$628.56	\$0.00	\$628.56	3.2909	8.41%
Total Cost:			\$7,470.54	\$0.00	\$7,470.54		

For LAMAR
ELEMENTARY
SCH



Filters: Cost Center Name Not Equal To DoNotReport; Billing Period Equal To 201405All Meter CodesAll Group Names

elpaso

Energy CAP

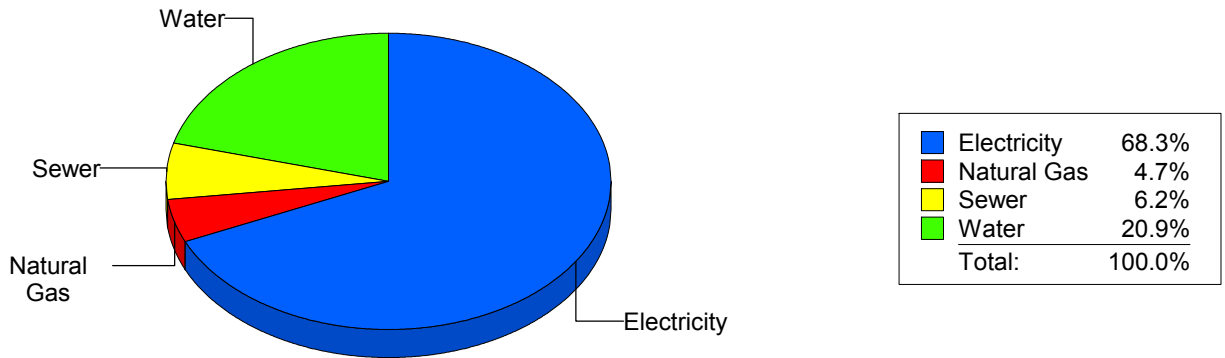
Cost Avoidance Program

Cost Summary Graph

Grouped by Energy Type

Energy Type	Use	Units	Meter Cost	Special Charges	Total Cost	Avg Unit Cost	% of Total Cost
Site: LEE ELEMENTARY - LEE ELEMENTARY							
Electricity	33,880	KWH	\$4,623.10	\$0.00	\$4,623.10	0.1365	68.26%
Natural Gas	366	CCF	\$318.04	\$0.00	\$318.04	0.8690	4.70%
Water	458	CCF	\$1,415.16	\$0.00	\$1,415.16	3.0899	20.89%
Sewer	97	CCF	\$416.60	\$0.00	\$416.60	4.2948	6.15%
Total Cost:			\$6,772.90	\$0.00	\$6,772.90		

For LEE ELEMENTARY



Filters: Cost Center Name Not Equal To DoNotReport; Billing Period Equal To 201405All Meter CodesAll Group Names

elpaso

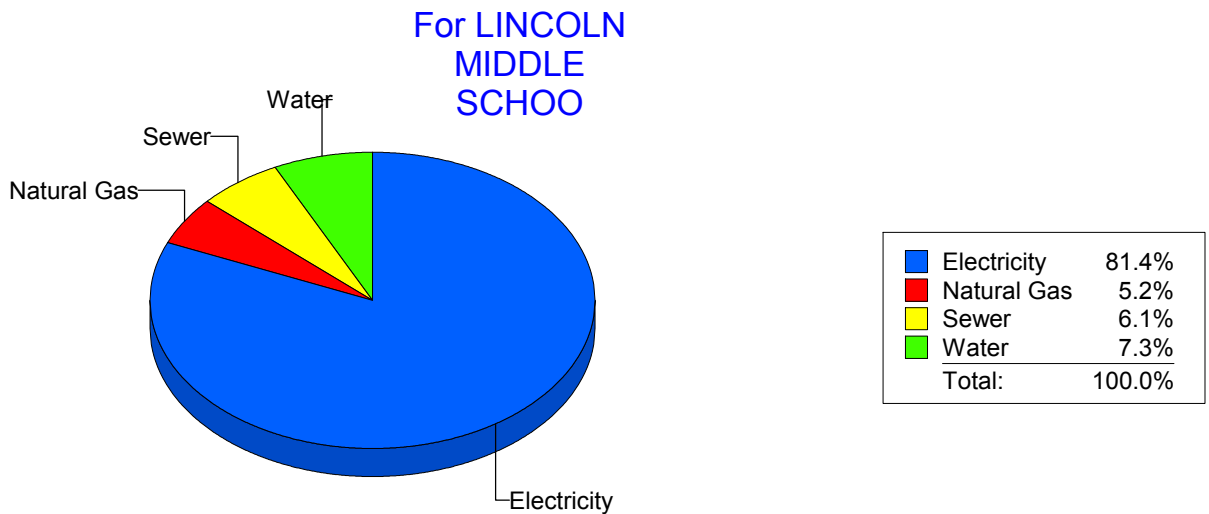
Energy CAP

Cost Avoidance Program

Cost Summary Graph

Grouped by Energy Type

Energy Type	Use	Units	Meter Cost	Special Charges	Total Cost	Avg Unit Cost	% of Total Cost
Site: LINCOLN MIDDLE SCHOO - LINCOLN MIDDLE SCHOO							
Electricity	103,450	KWH	\$13,983.17	\$0.00	\$13,983.17	0.1352	81.36%
Natural Gas	1,181	CCF	\$900.66	\$0.00	\$900.66	0.7626	5.24%
Water	719	CCF	\$1,257.03	\$0.00	\$1,257.03	1.7483	7.31%
Sewer	650	CCF	\$1,045.83	\$0.00	\$1,045.83	1.6090	6.09%
Total Cost:			\$17,186.69	\$0.00	\$17,186.69		



Filters: Cost Center Name Not Equal To DoNotReport; Billing Period Equal To 201405All Meter CodesAll Group Names

el Paso

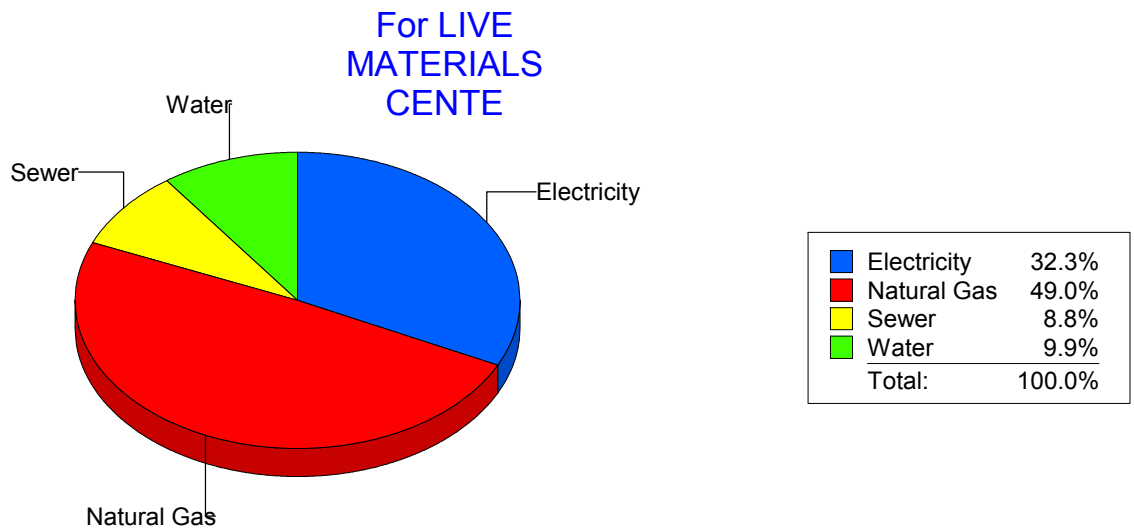
Energy CAP

Cost Avoidance Program

Cost Summary Graph

Grouped by Energy Type

Energy Type	Use	Units	Meter Cost	Special Charges	Total Cost	Avg Unit Cost	% of Total Cost
Site: LIVE MATERIALS CENTE - LIVE MATERIALS CENTE							
Electricity		420 KWH	\$85.57	\$0.00	\$85.57	0.2037	32.33%
Natural Gas		9 CCF	\$129.58	\$0.00	\$129.58	14.3978	48.96%
Water		2 CCF	\$26.26	\$0.00	\$26.26	13.1300	9.92%
Sewer		1 CCF	\$23.24	\$0.00	\$23.24	23.2400	8.78%
Total Cost:			\$264.65	\$0.00	\$264.65		



Filters: Cost Center Name Not Equal To DoNotReport; Billing Period Equal To 201405All Meter CodesAll Group Names

elpaso

Energy CAP

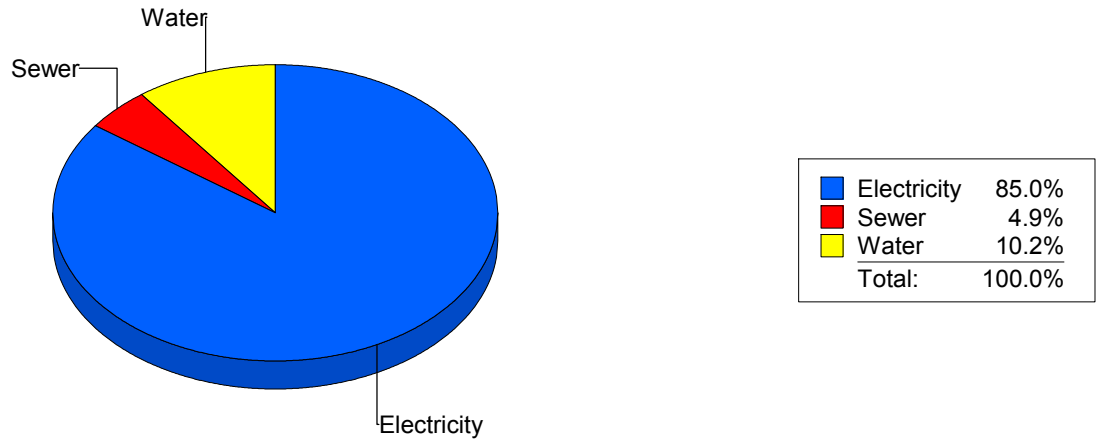
Cost Avoidance Program

Cost Summary Graph

Grouped by Energy Type

Energy Type	Use	Units	Meter Cost	Special Charges	Total Cost	Avg Unit Cost	% of Total Cost
Site: LOGAN ELEMENTARY - LOGAN ELEMENTARY							
Electricity	26,040	KWH	\$3,902.25	\$0.00	\$3,902.25	0.1499	84.96%
Water	217	CCF	\$467.73	\$0.00	\$467.73	2.1554	10.18%
Sewer	113	CCF	\$223.26	\$0.00	\$223.26	1.9758	4.86%
Total Cost:			\$4,593.24	\$0.00	\$4,593.24		

For LOGAN ELEMENTARY



Filters: Cost Center Name Not Equal To DoNotReport; Billing Period Equal To 201405All Meter CodesAll Group Names

elpaso

Energy CAP

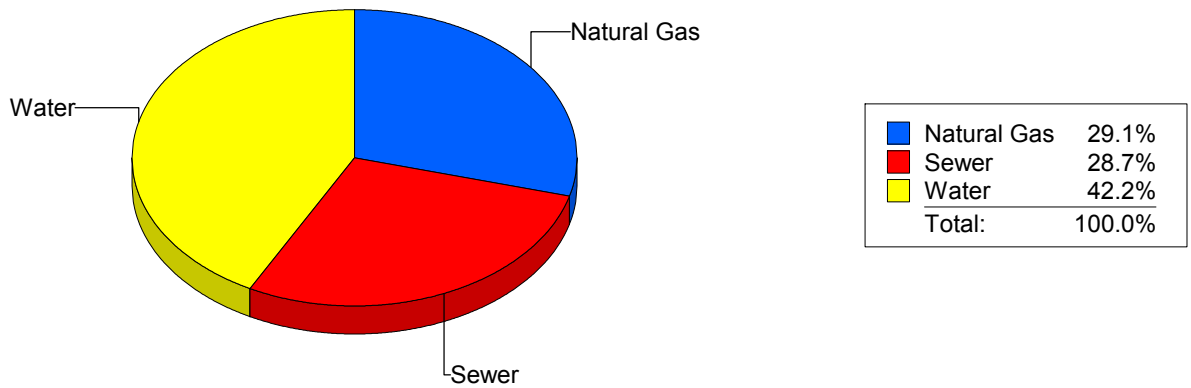
Cost Avoidance Program

Cost Summary Graph

Grouped by Energy Type

Energy Type	Use	Units	Meter Cost	Special Charges	Total Cost	Avg Unit Cost	% of Total Cost
Site: LUNDY - LUNDY							
Natural Gas	1,419	CCF	\$1,125.08	\$0.00	\$1,125.08	0.7929	29.07%
Water	529	CCF	\$1,633.38	\$0.00	\$1,633.38	3.0877	42.20%
Sewer	640	CCF	\$1,112.43	\$0.00	\$1,112.43	1.7382	28.74%
Total Cost:			\$3,870.89	\$0.00	\$3,870.89		

For LUNDY



Filters: Cost Center Name Not Equal To DoNotReport; Billing Period Equal To 201405All Meter CodesAll Group Names

elpaso

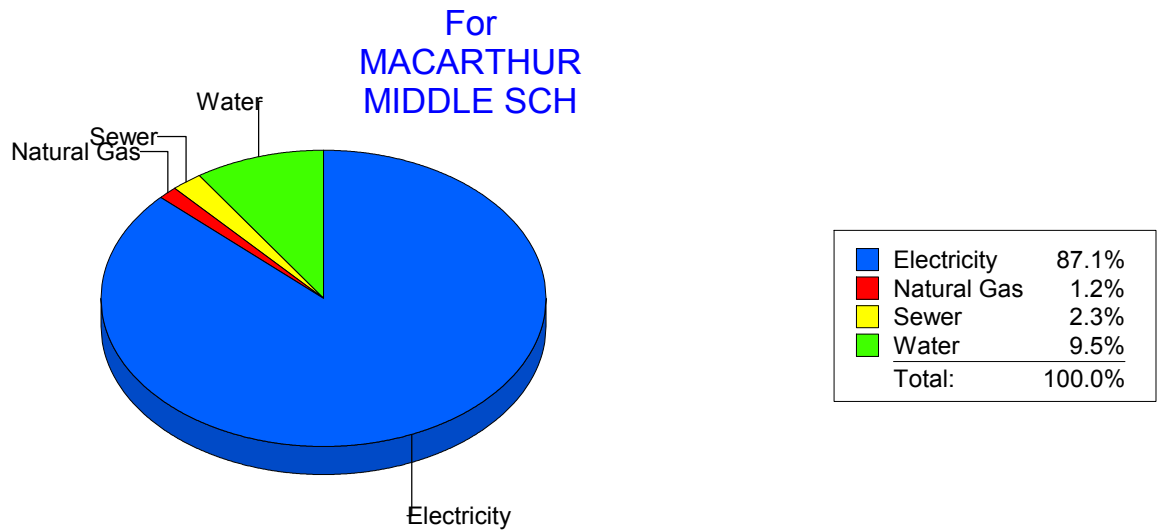
Energy CAP

Cost Avoidance Program

Cost Summary Graph

Grouped by Energy Type

Energy Type	Use	Units	Meter Cost	Special Charges	Total Cost	Avg Unit Cost	% of Total Cost
Site: MACARTHUR MIDDLE SCH - MACARTHUR MIDDLE SCH							
Electricity	93,160	KWH	\$12,561.97	\$0.00	\$12,561.97	0.1348	87.06%
Natural Gas	161	CCF	\$167.87	\$0.00	\$167.87	1.0427	1.16%
Water	413	CCF	\$1,364.68	\$0.00	\$1,364.68	3.3043	9.46%
Sewer	135	CCF	\$335.13	\$0.00	\$335.13	2.4824	2.32%
Total Cost:			\$14,429.65	\$0.00	\$14,429.65		



Filters: Cost Center Name Not Equal To DoNotReport; Billing Period Equal To 201405All Meter CodesAll Group Names

elpaso

Energy CAP

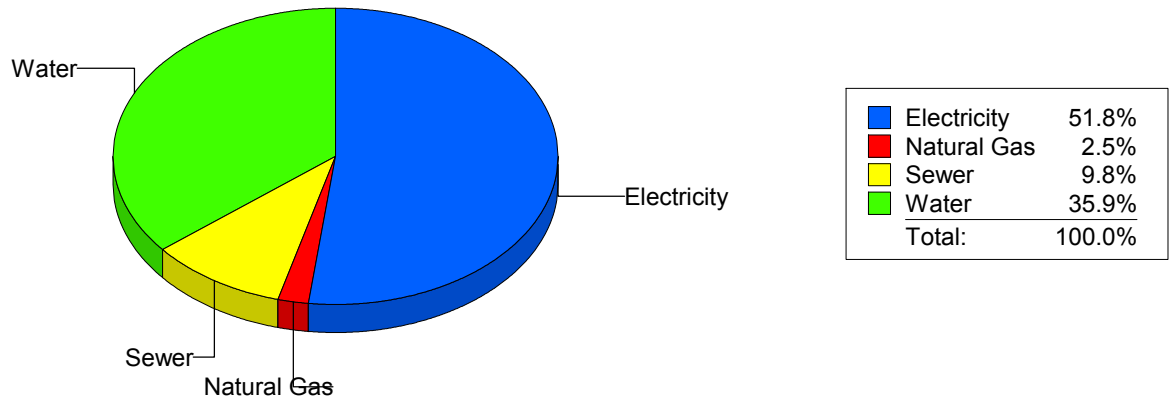
Cost Avoidance Program

Cost Summary Graph

Grouped by Energy Type

Energy Type	Use	Units	Meter Cost	Special Charges	Total Cost	Avg Unit Cost	% of Total Cost
Site: MAGOFFIN MIDDLE SCHO - MAGOFFIN MIDDLE SCHO							
Electricity	17,185	KWH	\$2,367.24	\$0.00	\$2,367.24	0.1378	51.81%
Natural Gas	85	CCF	\$113.98	\$0.00	\$113.98	1.3409	2.49%
Water	635	CCF	\$1,642.20	\$0.00	\$1,642.20	2.5861	35.94%
Sewer	157	CCF	\$445.89	\$0.00	\$445.89	2.8401	9.76%
Total Cost:			\$4,569.31	\$0.00	\$4,569.31		

For MAGOFFIN MIDDLE SCHO



Filters: Cost Center Name Not Equal To DoNotReport; Billing Period Equal To 201405All Meter CodesAll Group Names

el Paso

Energy CAP

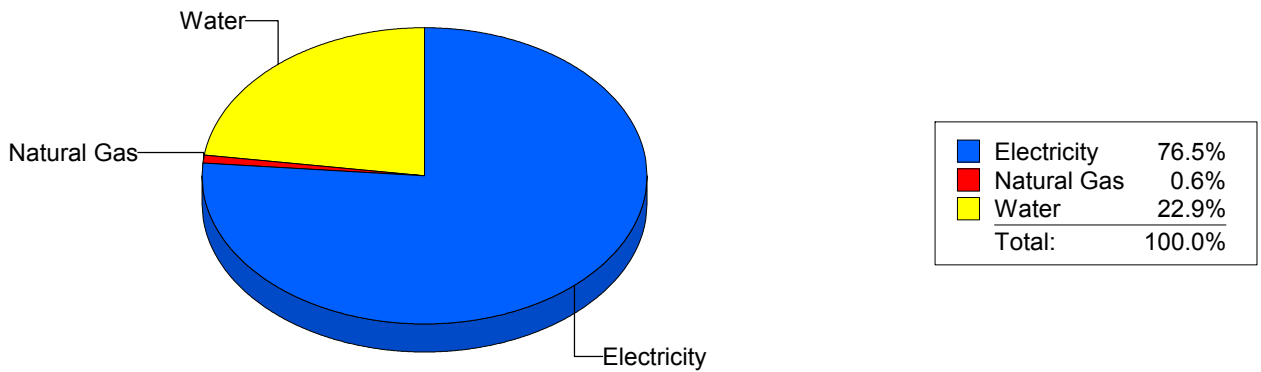
Cost Avoidance Program

Cost Summary Graph

Grouped by Energy Type

Energy Type	Use	Units	Meter Cost	Special Charges	Total Cost	Avg Unit Cost	% of Total Cost
Site: MAGOFFINMIDDLESCHOOLN047 - MAGOFFIN NEW MIDDLE SCHOOL							
Electricity	117,600	KWH	\$13,235.00	\$0.00	\$13,235.00	0.1125	76.50%
Natural Gas	75	CCF	\$107.90	\$0.00	\$107.90	1.4387	0.62%
Water	1,012	CCF	\$3,957.01	\$0.00	\$3,957.01	3.9101	22.87%
Total Cost:			\$17,299.91	\$0.00	\$17,299.91		

For MAGOFFIN
NEW MIDDLE
SCHOOL



Filters: Cost Center Name Not Equal To DoNotReport; Billing Period Equal To 201405All Meter CodesAll Group Names

elpaso

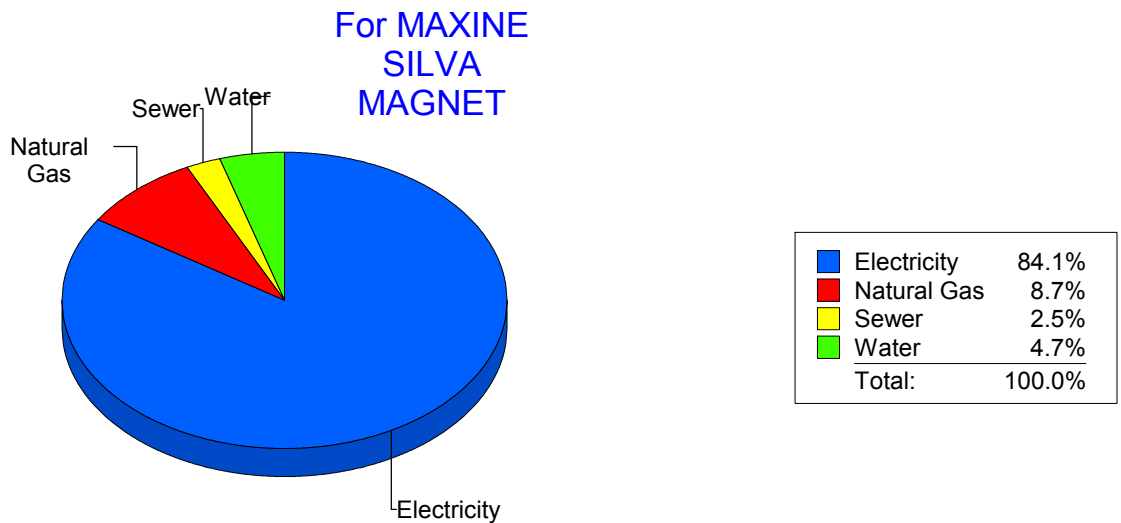
Energy CAP

Cost Avoidance Program

Cost Summary Graph

Grouped by Energy Type

Energy Type	Use	Units	Meter Cost	Special Charges	Total Cost	Avg Unit Cost	% of Total Cost
Site: MAXINE SILVA MAGNET - MAXINE SILVA MAGNET							
Electricity	69,600	KWH	\$8,472.29	\$0.00	\$8,472.29	0.1217	84.09%
Natural Gas	1,141	CCF	\$872.19	\$0.00	\$872.19	0.7644	8.66%
Water	161	CCF	\$473.75	\$0.00	\$473.75	2.9425	4.70%
Sewer	78	CCF	\$256.47	\$0.00	\$256.47	3.2881	2.55%
Total Cost:			\$10,074.70	\$0.00	\$10,074.70		



Filters: Cost Center Name Not Equal To DoNotReport; Billing Period Equal To 201405All Meter CodesAll Group Names

elpaso

Energy CAP

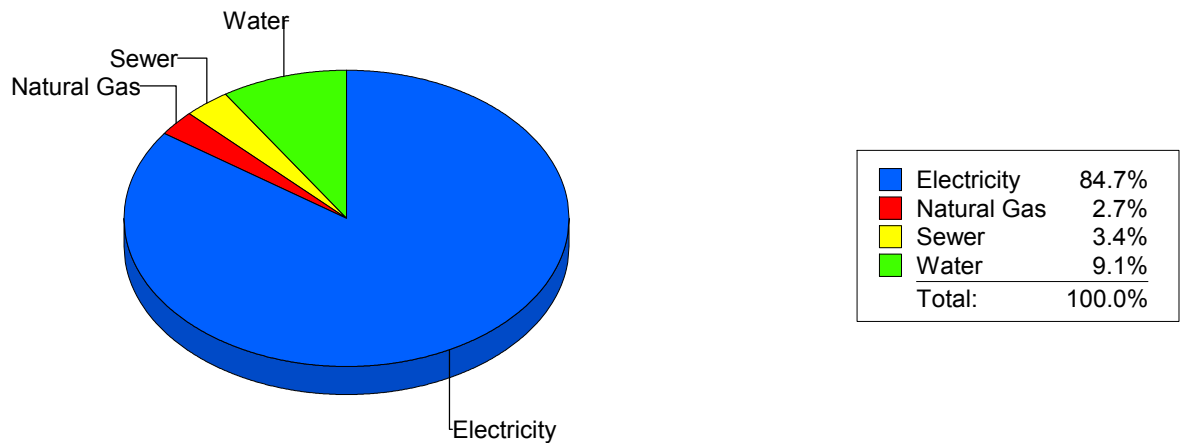
Cost Avoidance Program

Cost Summary Graph

Grouped by Energy Type

Energy Type	Use	Units	Meter Cost	Special Charges	Total Cost	Avg Unit Cost	% of Total Cost
Site: MESITA ELEMENTARY - MESITA ELEMENTARY							
Electricity	85,080	KWH	\$11,550.78	\$0.00	\$11,550.78	0.1358	84.73%
Natural Gas	367	CCF	\$374.87	\$0.00	\$374.87	1.0214	2.75%
Water	382	CCF	\$1,240.64	\$0.00	\$1,240.64	3.2477	9.10%
Sewer	175	CCF	\$466.59	\$0.00	\$466.59	2.6662	3.42%
Total Cost:			\$13,632.88	\$0.00	\$13,632.88		

For MESITA ELEMENTARY



Filters: Cost Center Name Not Equal To DoNotReport; Billing Period Equal To 201405All Meter CodesAll Group Names

elpaso

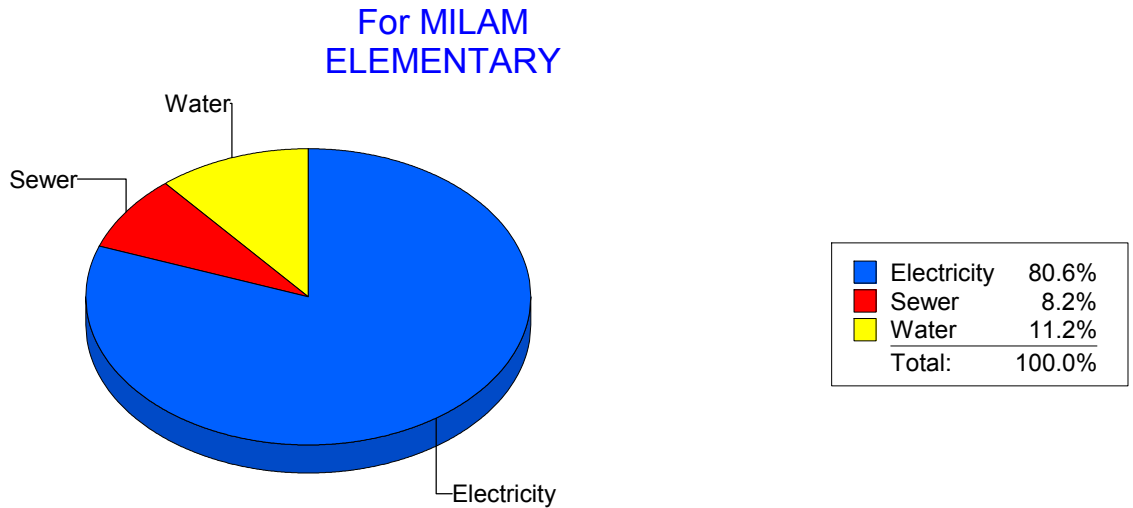
Energy CAP

Cost Avoidance Program

Cost Summary Graph

Grouped by Energy Type

Energy Type	Use	Units	Meter Cost	Special Charges	Total Cost	Avg Unit Cost	% of Total Cost
Site: MILAM ELEMENTARY - MILAM ELEMENTARY							
Electricity	24,960	KWH	\$3,267.25	\$0.00	\$3,267.25	0.1309	80.58%
Water	204	CCF	\$453.63	\$0.00	\$453.63	2.2237	11.19%
Sewer	134	CCF	\$333.75	\$0.00	\$333.75	2.4907	8.23%
Total Cost:			\$4,054.63	\$0.00	\$4,054.63		



Filters: Cost Center Name Not Equal To DoNotReport; Billing Period Equal To 201405All Meter CodesAll Group Names

el paso

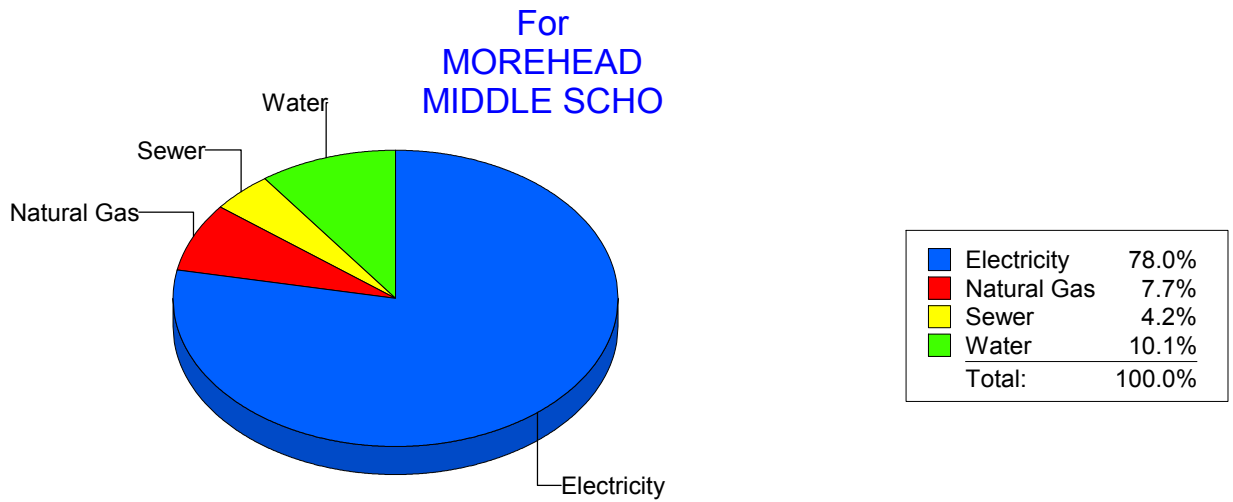
Energy CAP

Cost Avoidance Program

Cost Summary Graph

Grouped by Energy Type

Energy Type	Use	Units	Meter Cost	Special Charges	Total Cost	Avg Unit Cost	% of Total Cost
Site: MOREHEAD MIDDLE SCHO - MOREHEAD MIDDLE SCHO							
Electricity	91,172	KWH	\$11,878.22	\$0.00	\$11,878.22	0.1303	78.02%
Natural Gas	1,556	CCF	\$1,167.42	\$0.00	\$1,167.42	0.7503	7.67%
Water	1,050	CCF	\$1,540.91	\$0.00	\$1,540.91	1.4675	10.12%
Sewer	296	CCF	\$637.71	\$0.00	\$637.71	2.1544	4.19%
Total Cost:			\$15,224.26	\$0.00	\$15,224.26		



Filters: Cost Center Name Not Equal To DoNotReport; Billing Period Equal To 201405All Meter CodesAll Group Names

el Paso

Energy CAP

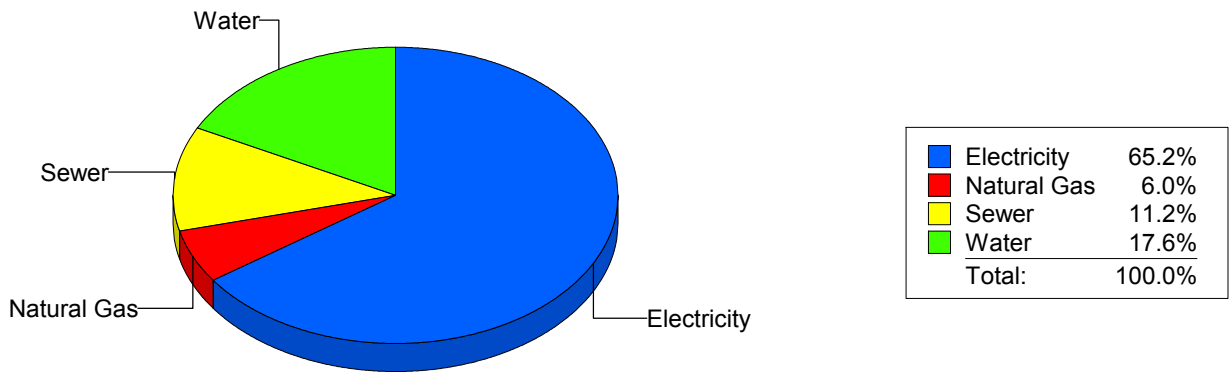
Cost Avoidance Program

Cost Summary Graph

Grouped by Energy Type

Energy Type	Use	Units	Meter Cost	Special Charges	Total Cost	Avg Unit Cost	% of Total Cost
Site: NEWMAN ELEMENTARY - NEWMAN ELEMENTARY							
Electricity	24,417	KWH	\$3,603.11	\$0.00	\$3,603.11	0.1476	65.24%
Natural Gas	217	CCF	\$330.66	\$0.00	\$330.66	1.5238	5.99%
Water	501	CCF	\$972.99	\$0.00	\$972.99	1.9421	17.62%
Sewer	359	CCF	\$616.25	\$0.00	\$616.25	1.7166	11.16%
Total Cost:			\$5,523.01	\$0.00	\$5,523.01		

For NEWMAN ELEMENTARY



Filters: Cost Center Name Not Equal To DoNotReport; Billing Period Equal To 201405All Meter CodesAll Group Names

elpaso

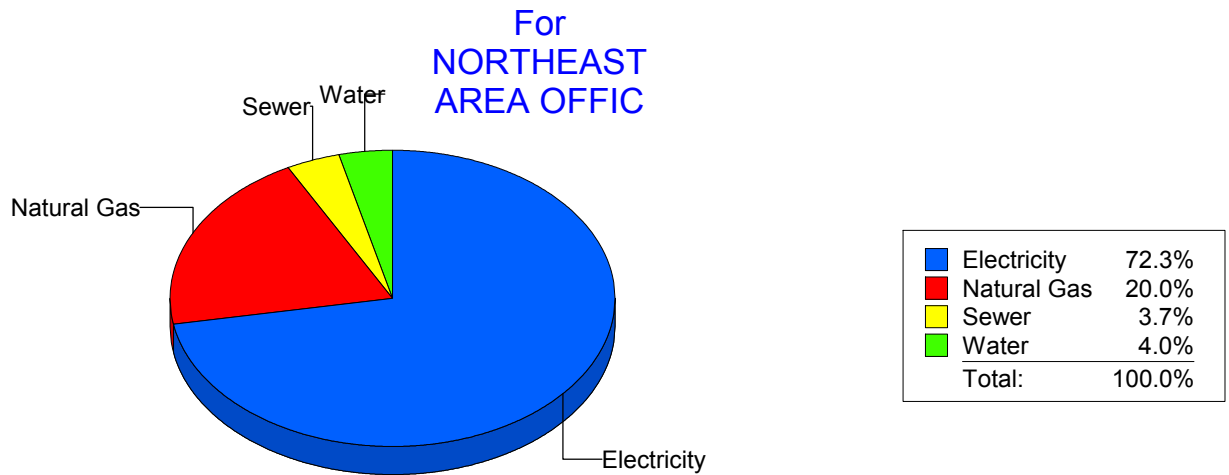
Energy CAP

Cost Avoidance Program

Cost Summary Graph

Grouped by Energy Type

Energy Type	Use	Units	Meter Cost	Special Charges	Total Cost	Avg Unit Cost	% of Total Cost
Site: NORTHEAST AREA OFFIC - NORTHEAST AREA OFFIC							
Electricity	5,320	KWH	\$998.56	\$0.00	\$998.56	0.1877	72.27%
Natural Gas	47	CCF	\$276.86	\$0.00	\$276.86	5.8906	20.04%
Water	6	CCF	\$55.64	\$0.00	\$55.64	9.2733	4.03%
Sewer	5	CCF	\$50.62	\$0.00	\$50.62	10.1240	3.66%
Total Cost:			\$1,381.68	\$0.00	\$1,381.68		



Filters: Cost Center Name Not Equal To DoNotReport; Billing Period Equal To 201405All Meter CodesAll Group Names

elpaso

Energy CAP

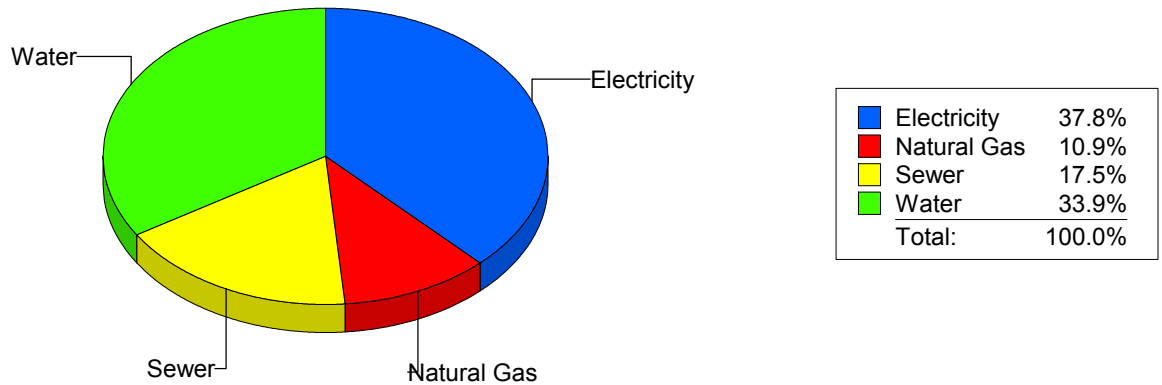
Cost Avoidance Program

Cost Summary Graph

Grouped by Energy Type

Energy Type	Use	Units	Meter Cost	Special Charges	Total Cost	Avg Unit Cost	% of Total Cost
Site: NORTHEAST AREA TRANS - NORTHEAST AREA TRANS							
Electricity	5,814	KWH	\$635.19	\$0.00	\$635.19	0.1093	37.76%
Natural Gas	97	CCF	\$183.36	\$0.00	\$183.36	1.8903	10.90%
Water	139	CCF	\$569.72	\$0.00	\$569.72	4.0987	33.86%
Sewer	47	CCF	\$294.09	\$0.00	\$294.09	6.2572	17.48%
Total Cost:			\$1,682.36	\$0.00	\$1,682.36		

For
NORTHEAST
AREA TRANS



Filters: Cost Center Name Not Equal To DoNotReport; Billing Period Equal To 201405All Meter CodesAll Group Names

el paso

Energy CAP

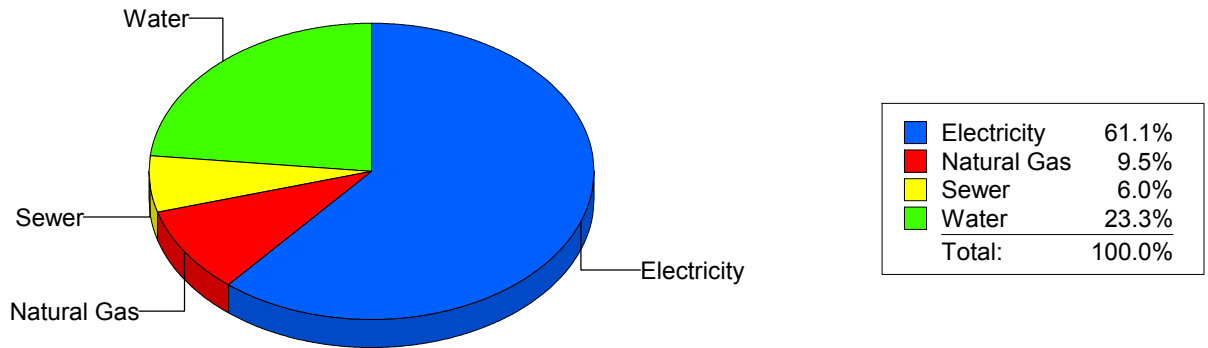
Cost Avoidance Program

Cost Summary Graph

Grouped by Energy Type

Energy Type	Use	Units	Meter Cost	Special Charges	Total Cost	Avg Unit Cost	% of Total Cost
Site: OCCUPATIONAL CTR. - OCCUPATIONAL CTR.							
Electricity		4,300 KWH	\$656.98	\$0.00	\$656.98	0.1528	61.12%
Natural Gas		66 CCF	\$102.40	\$0.00	\$102.40	1.5515	9.53%
Water		40 CCF	\$250.91	\$0.00	\$250.91	6.2728	23.34%
Sewer		8 CCF	\$64.55	\$0.00	\$64.55	8.0688	6.01%
Total Cost:			\$1,074.84	\$0.00	\$1,074.84		

For OCCUPATIONAL CTR.



Filters: Cost Center Name Not Equal To DoNotReport; Billing Period Equal To 201405All Meter CodesAll Group Names

elpaso

Energy CAP

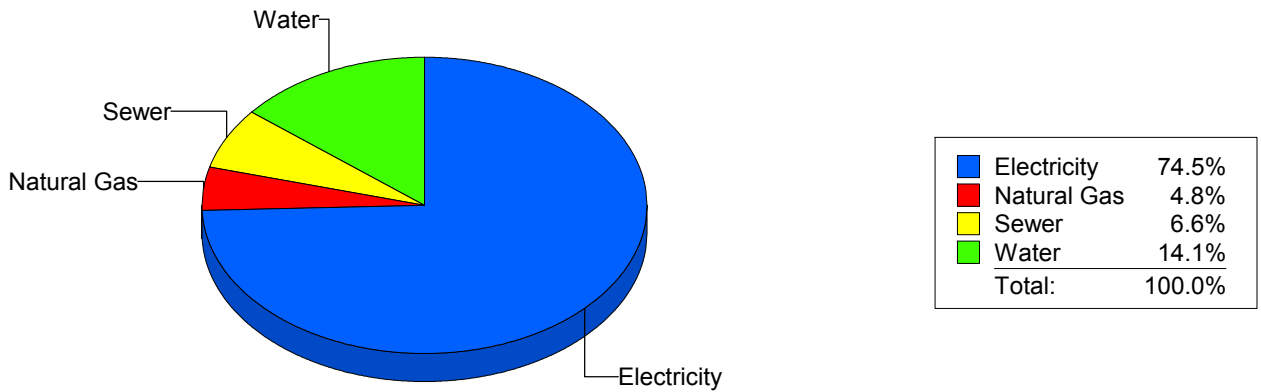
Cost Avoidance Program

Cost Summary Graph

Grouped by Energy Type

Energy Type	Use	Units	Meter Cost	Special Charges	Total Cost	Avg Unit Cost	% of Total Cost
Site: PARK ELEMENTARY - PARK ELEMENTARY							
Electricity	29,365	KWH	\$4,352.39	\$0.00	\$4,352.39	0.1482	74.47%
Natural Gas	235	CCF	\$278.67	\$0.00	\$278.67	1.1858	4.77%
Water	314	CCF	\$826.88	\$0.00	\$826.88	2.6334	14.15%
Sewer	144	CCF	\$386.87	\$0.00	\$386.87	2.6866	6.62%
Total Cost:			\$5,844.81	\$0.00	\$5,844.81		

For PARK ELEMENTARY



Filters: Cost Center Name Not Equal To DoNotReport; Billing Period Equal To 201405All Meter CodesAll Group Names

elpaso

Energy CAP

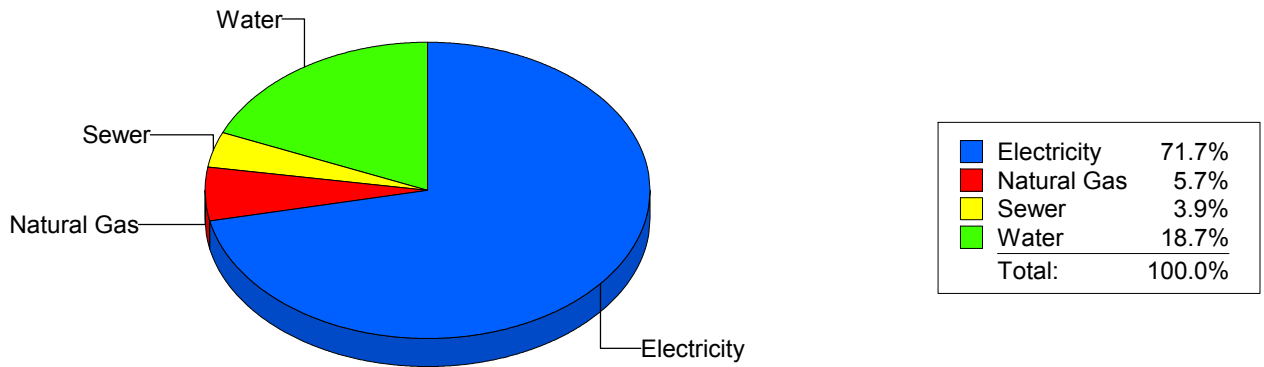
Cost Avoidance Program

Cost Summary Graph

Grouped by Energy Type

Energy Type	Use	Units	Meter Cost	Special Charges	Total Cost	Avg Unit Cost	% of Total Cost
Site: PAUL MORENO - PAUL MORENO							
Electricity	51,300	KWH	\$6,562.69	\$0.00	\$6,562.69	0.1279	71.70%
Natural Gas	558	CCF	\$519.52	\$0.00	\$519.52	0.9310	5.68%
Water	416	CCF	\$1,711.19	\$0.00	\$1,711.19	4.1134	18.70%
Sewer	114	CCF	\$359.66	\$0.00	\$359.66	3.1549	3.93%
Total Cost:			\$9,153.06	\$0.00	\$9,153.06		

For PAUL MORENO



Filters: Cost Center Name Not Equal To DoNotReport; Billing Period Equal To 201405All Meter CodesAll Group Names

elpaso

Energy CAP

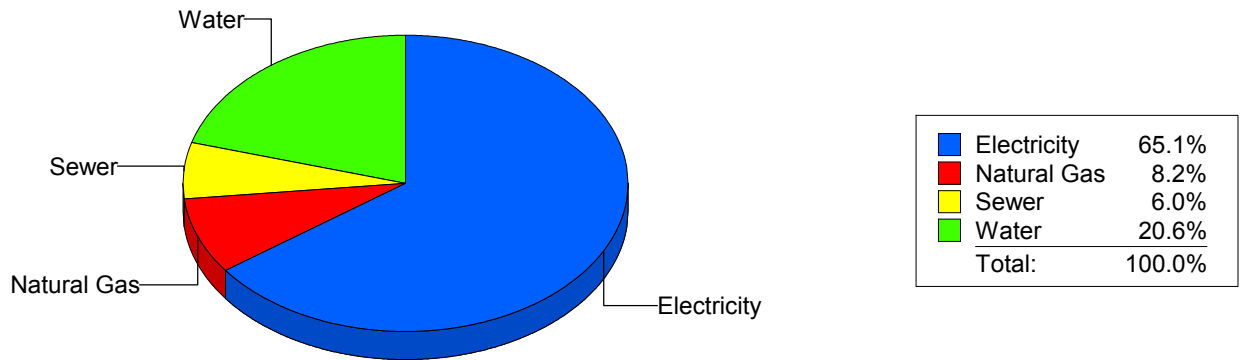
Cost Avoidance Program

Cost Summary Graph

Grouped by Energy Type

Energy Type	Use	Units	Meter Cost	Special Charges	Total Cost	Avg Unit Cost	% of Total Cost
Site: POLK ELEMENTARY - POLK ELEMENTARY							
Electricity	30,100	KWH	\$4,236.96	\$0.00	\$4,236.96	0.1408	65.11%
Natural Gas	579	CCF	\$534.46	\$0.00	\$534.46	0.9231	8.21%
Water	497	CCF	\$1,343.19	\$0.00	\$1,343.19	2.7026	20.64%
Sewer	177	CCF	\$393.09	\$0.00	\$393.09	2.2208	6.04%
Total Cost:			\$6,507.70	\$0.00	\$6,507.70		

For POLK ELEMENTARY



Filters: Cost Center Name Not Equal To DoNotReport; Billing Period Equal To 201405All Meter CodesAll Group Names

elpaso

Energy CAP

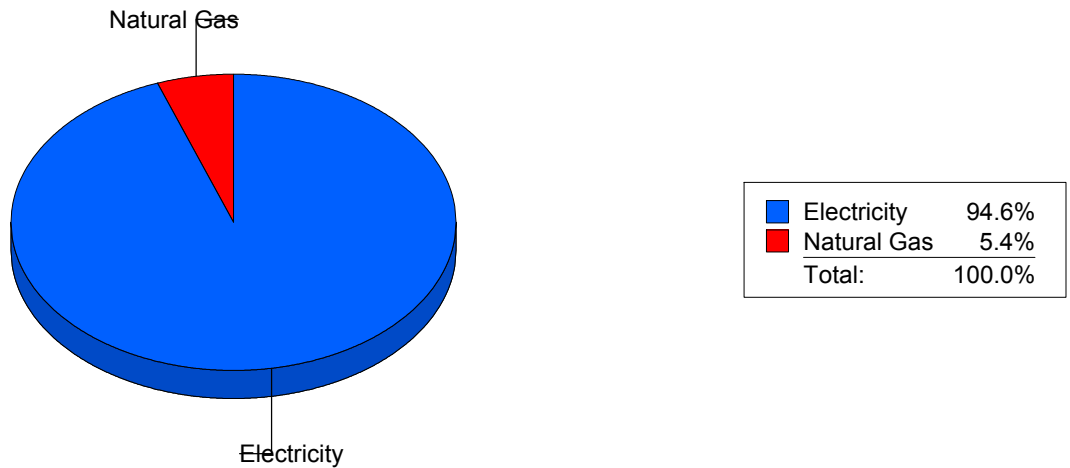
Cost Avoidance Program

Cost Summary Graph

Grouped by Energy Type

Energy Type	Use	Units	Meter Cost	Special Charges	Total Cost	Avg Unit Cost	% of Total Cost
Site: POWELL - POWELL							
Electricity	55,080	KWH	\$8,553.92	\$0.00	\$8,553.92	0.1553	94.58%
Natural Gas	604	CCF	\$490.20	\$0.00	\$490.20	0.8116	5.42%
Total Cost:			\$9,044.12	\$0.00	\$9,044.12		

For POWELL



Filters: Cost Center Name Not Equal To DoNotReport; Billing Period Equal To 201405All Meter CodesAll Group Names

elpaso

Energy CAP

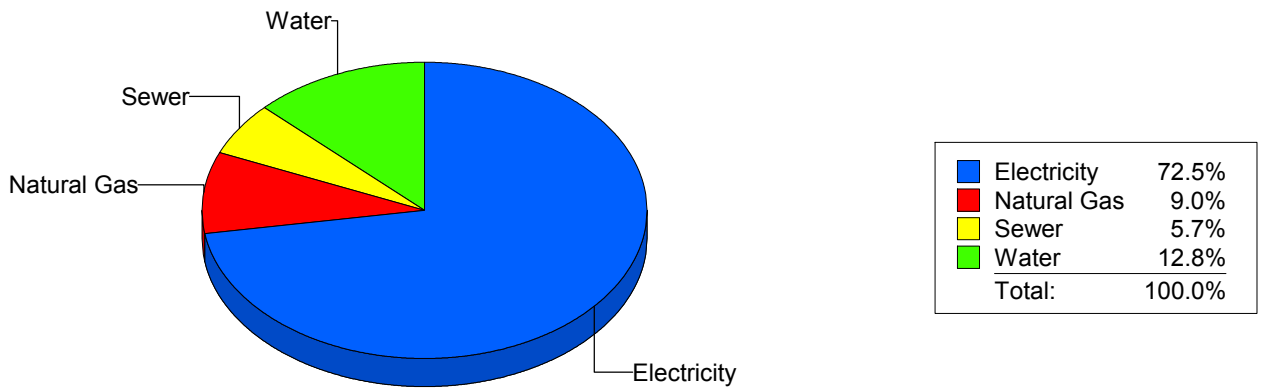
Cost Avoidance Program

Cost Summary Graph

Grouped by Energy Type

Energy Type	Use	Units	Meter Cost	Special Charges	Total Cost	Avg Unit Cost	% of Total Cost
Site: PUTNAM ELEMENTARY - PUTNAM ELEMENTARY							
Electricity	28,898	KWH	\$4,069.18	\$0.00	\$4,069.18	0.1408	72.46%
Natural Gas	541	CCF	\$507.32	\$0.00	\$507.32	0.9377	9.03%
Water	324	CCF	\$719.39	\$0.00	\$719.39	2.2203	12.81%
Sewer	175	CCF	\$320.15	\$0.00	\$320.15	1.8294	5.70%
Total Cost:			\$5,616.04	\$0.00	\$5,616.04		

For PUTNAM ELEMENTARY



Filters: Cost Center Name Not Equal To DoNotReport; Billing Period Equal To 201405All Meter CodesAll Group Names

elpaso

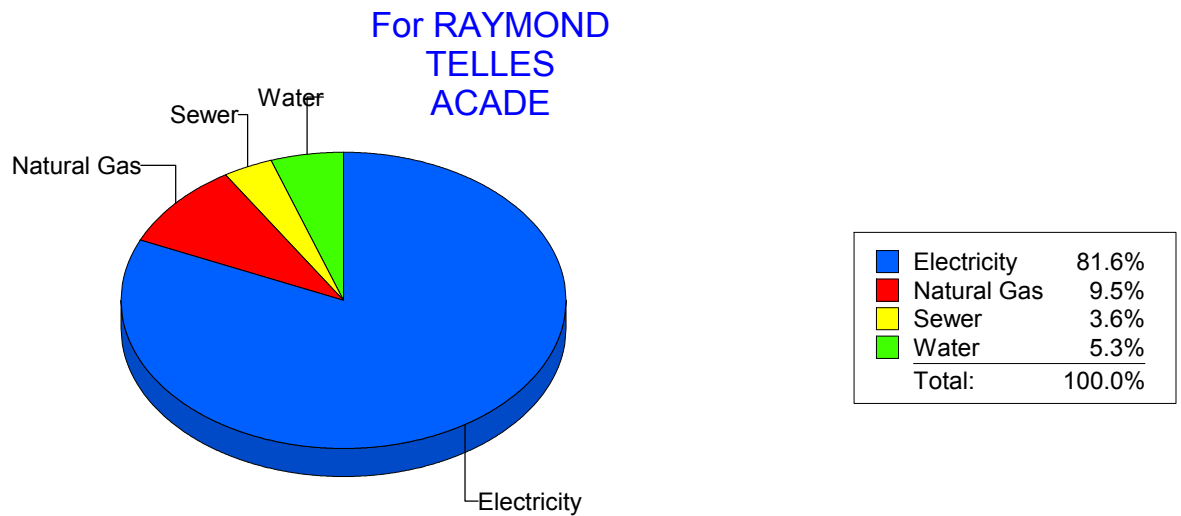
Energy CAP

Cost Avoidance Program

Cost Summary Graph

Grouped by Energy Type

Energy Type	Use	Units	Meter Cost	Special Charges	Total Cost	Avg Unit Cost	% of Total Cost
Site: RAYMOND TELLES ACADE - RAYMOND TELLES ACADE							
Electricity	39,800	KWH	\$5,095.41	\$0.00	\$5,095.41	0.1280	81.64%
Natural Gas	744	CCF	\$589.80	\$0.00	\$589.80	0.7927	9.45%
Water	100	CCF	\$329.83	\$0.00	\$329.83	3.2983	5.28%
Sewer	56	CCF	\$226.11	\$0.00	\$226.11	4.0377	3.62%
Total Cost:			\$6,241.15	\$0.00	\$6,241.15		



Filters: Cost Center Name Not Equal To DoNotReport; Billing Period Equal To 201405All Meter CodesAll Group Names

elpaso

Energy CAP

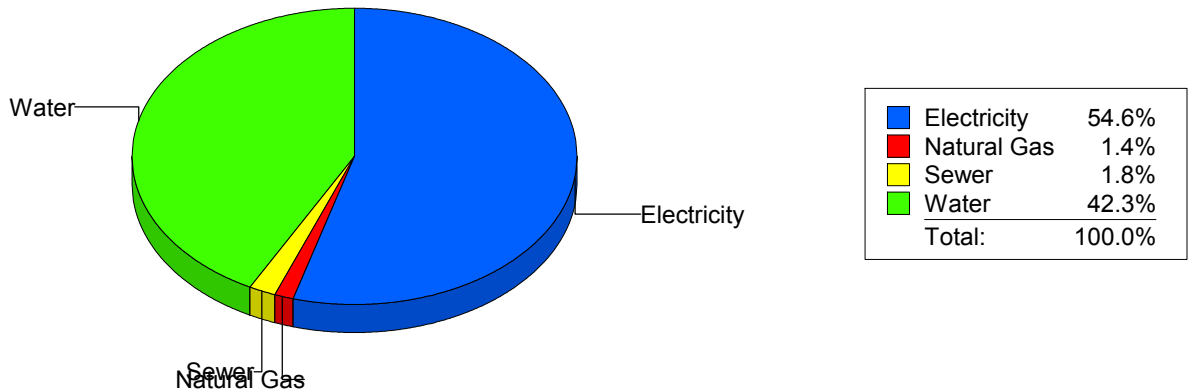
Cost Avoidance Program

Cost Summary Graph

Grouped by Energy Type

Energy Type	Use	Units	Meter Cost	Special Charges	Total Cost	Avg Unit Cost	% of Total Cost
Site: RICHARDSON MIDDLE - RICHARDSON MIDDLE							
Electricity	94,200	KWH	\$11,547.70	\$0.00	\$11,547.70	0.1226	54.58%
Natural Gas	333	CCF	\$293.87	\$0.00	\$293.87	0.8825	1.39%
Water	1,816	CCF	\$8,945.96	\$0.00	\$8,945.96	4.9262	42.28%
Sewer	161	CCF	\$371.01	\$0.00	\$371.01	2.3044	1.75%
Total Cost:			\$21,158.54	\$0.00	\$21,158.54		

For
RICHARDSON
MIDDLE



Filters: Cost Center Name Not Equal To DoNotReport; Billing Period Equal To 201405All Meter CodesAll Group Names

elpaso

Energy CAP

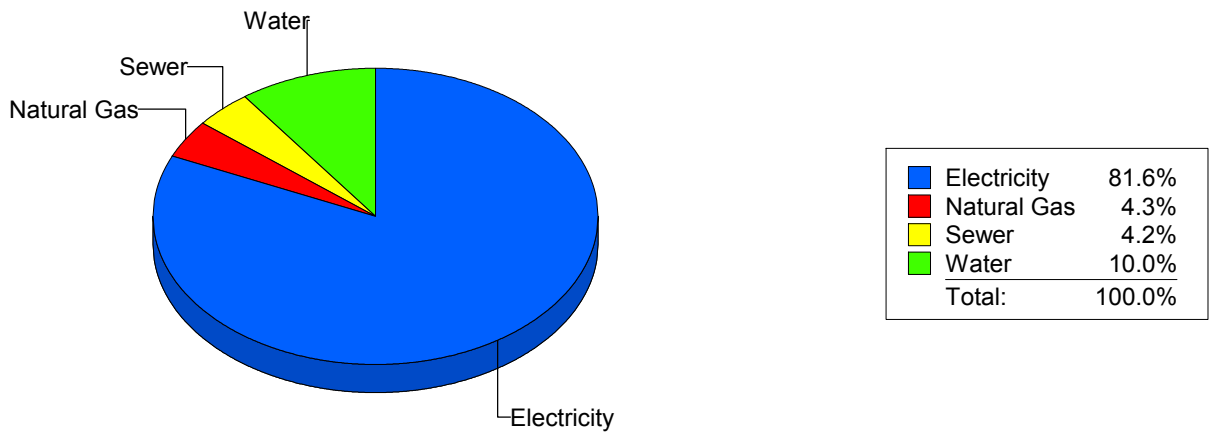
Cost Avoidance Program

Cost Summary Graph

Grouped by Energy Type

Energy Type	Use	Units	Meter Cost	Special Charges	Total Cost	Avg Unit Cost	% of Total Cost
Site: RIVERA ELEMENTARY - RIVERA ELEMENTARY							
Electricity	50,520	KWH	\$7,717.68	\$0.00	\$7,717.68	0.1528	81.58%
Natural Gas	484	CCF	\$404.49	\$0.00	\$404.49	0.8357	4.28%
Water	304	CCF	\$942.36	\$0.00	\$942.36	3.0999	9.96%
Sewer	179	CCF	\$395.85	\$0.00	\$395.85	2.2115	4.18%
Total Cost:			\$9,460.38	\$0.00	\$9,460.38		

For RIVERA ELEMENTARY



Filters: Cost Center Name Not Equal To DoNotReport; Billing Period Equal To 201405All Meter CodesAll Group Names

elpaso

Energy CAP

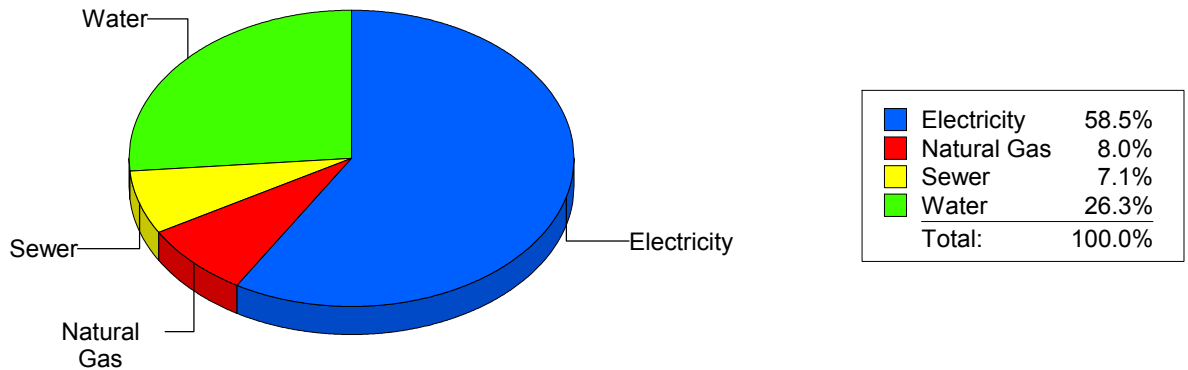
Cost Avoidance Program

Cost Summary Graph

Grouped by Energy Type

Energy Type	Use	Units	Meter Cost	Special Charges	Total Cost	Avg Unit Cost	% of Total Cost
Site: ROBERTS ELEMENTARY - ROBERTS ELEMENTARY							
Electricity	36,582	KWH	\$4,561.86	\$0.00	\$4,561.86	0.1247	58.55%
Natural Gas	706	CCF	\$623.80	\$0.00	\$623.80	0.8836	8.01%
Water	790	CCF	\$2,050.25	\$0.00	\$2,050.25	2.5953	26.31%
Sewer	287	CCF	\$555.82	\$0.00	\$555.82	1.9367	7.13%
Total Cost:			\$7,791.73	\$0.00	\$7,791.73		

For ROBERTS ELEMENTARY



Filters: Cost Center Name Not Equal To DoNotReport; Billing Period Equal To 201405All Meter CodesAll Group Names

elpaso

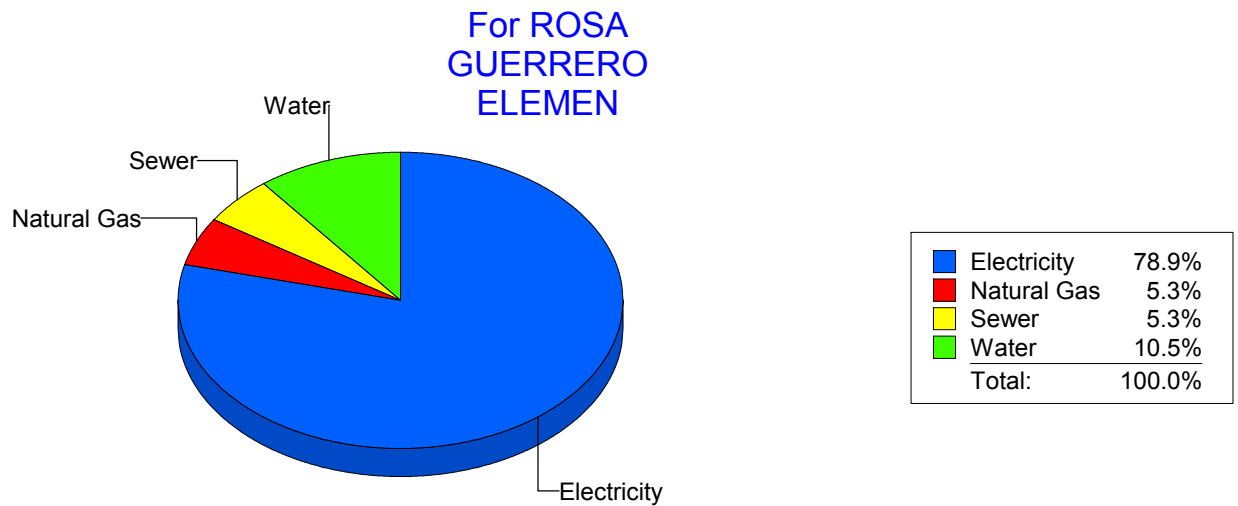
Energy CAP

Cost Avoidance Program

Cost Summary Graph

Grouped by Energy Type

Energy Type	Use	Units	Meter Cost	Special Charges	Total Cost	Avg Unit Cost	% of Total Cost
Site: ROSA GUERRERO ELEMEN - ROSA GUERRERO ELEMEN							
Electricity	39,860	KWH	\$6,229.56	\$0.00	\$6,229.56	0.1563	78.86%
Natural Gas	425	CCF	\$422.46	\$0.00	\$422.46	0.9940	5.35%
Water	439	CCF	\$826.68	\$0.00	\$826.68	1.8831	10.47%
Sewer	148	CCF	\$420.39	\$0.00	\$420.39	2.8405	5.32%
Total Cost:			\$7,899.09	\$0.00	\$7,899.09		



Filters: Cost Center Name Not Equal To DoNotReport; Billing Period Equal To 201405All Meter CodesAll Group Names

el Paso

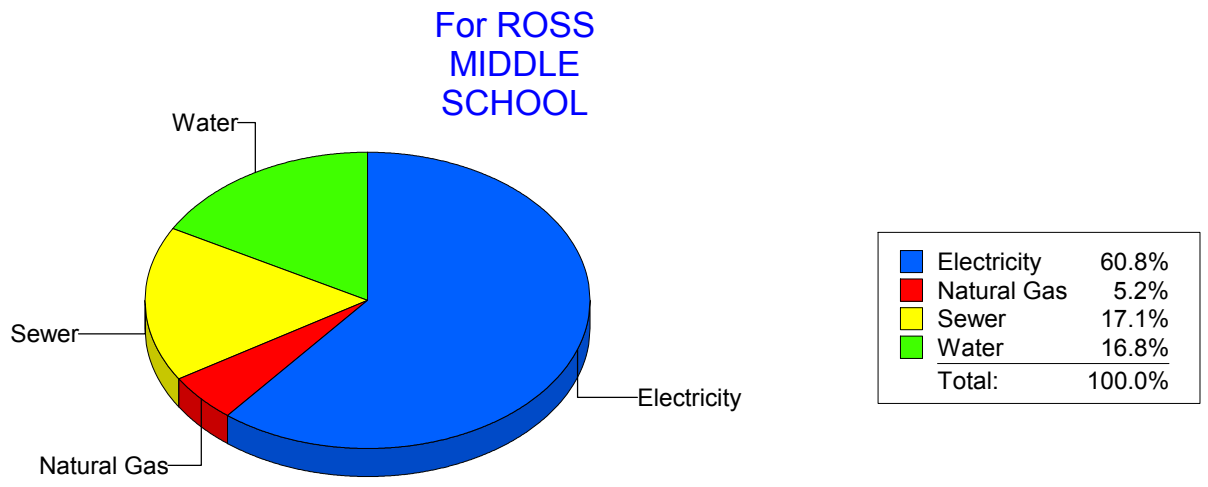
Energy CAP

Cost Avoidance Program

Cost Summary Graph

Grouped by Energy Type

Energy Type	Use	Units	Meter Cost	Special Charges	Total Cost	Avg Unit Cost	% of Total Cost
Site: ROSS MIDDLE SCHOOL - ROSS MIDDLE SCHOOL							
Electricity	60,790	KWH	\$8,297.69	\$0.00	\$8,297.69	0.1365	60.85%
Natural Gas	905	CCF	\$704.32	\$0.00	\$704.32	0.7783	5.16%
Water	1,386	CCF	\$2,297.55	\$0.00	\$2,297.55	1.6577	16.85%
Sewer	1,586	CCF	\$2,337.51	\$0.00	\$2,337.51	1.4738	17.14%
Total Cost:			\$13,637.07	\$0.00	\$13,637.07		



Filters: Cost Center Name Not Equal To DoNotReport; Billing Period Equal To 201405All Meter CodesAll Group Names

elpaso

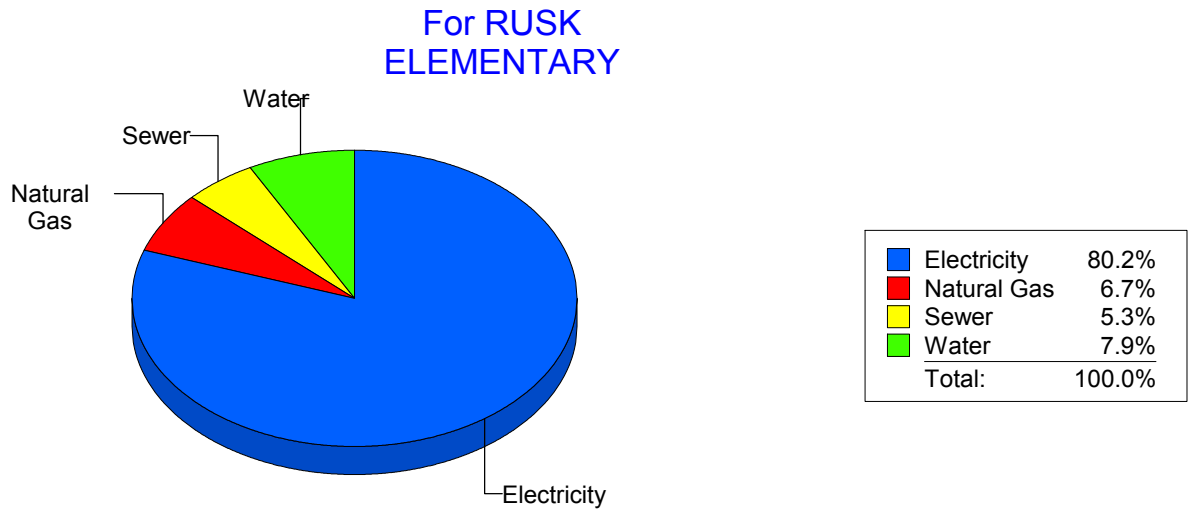
Energy CAP

Cost Avoidance Program

Cost Summary Graph

Grouped by Energy Type

Energy Type	Use	Units	Meter Cost	Special Charges	Total Cost	Avg Unit Cost	% of Total Cost
Site: RUSK ELEMENTARY - RUSK ELEMENTARY							
Electricity	27,009	KWH	\$3,702.85	\$0.00	\$3,702.85	0.1371	80.16%
Natural Gas	183	CCF	\$307.43	\$0.00	\$307.43	1.6799	6.66%
Water	126	CCF	\$362.67	\$0.00	\$362.67	2.8783	7.85%
Sewer	73	CCF	\$246.31	\$0.00	\$246.31	3.3741	5.33%
Total Cost:			\$4,619.26	\$0.00	\$4,619.26		



Filters: Cost Center Name Not Equal To DoNotReport; Billing Period Equal To 201405All Meter CodesAll Group Names

elpaso

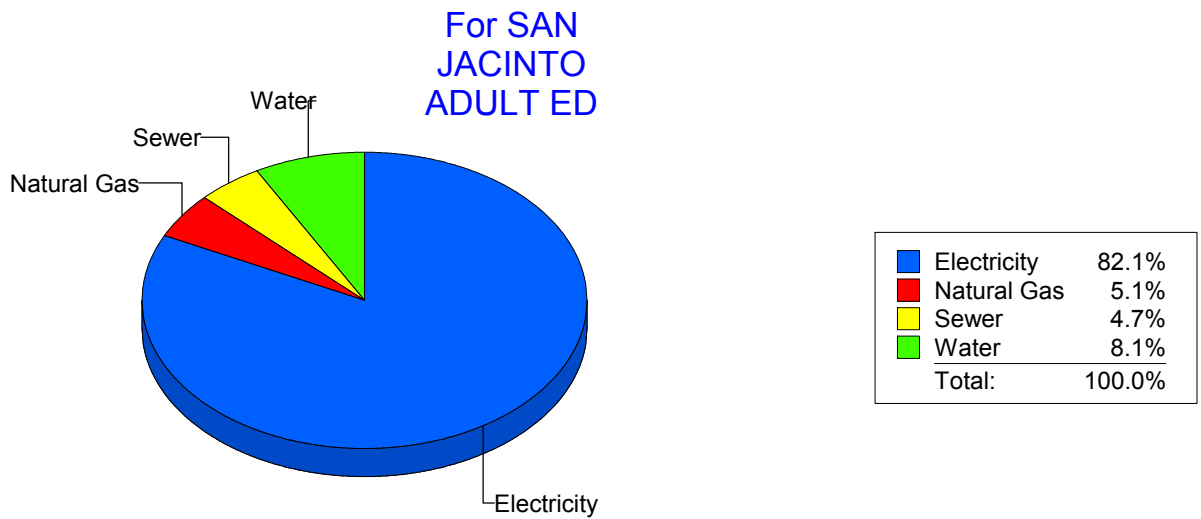
Energy CAP

Cost Avoidance Program

Cost Summary Graph

Grouped by Energy Type

Energy Type	Use	Units	Meter Cost	Special Charges	Total Cost	Avg Unit Cost	% of Total Cost
Site: SAN JACINTO ADULT ED - SAN JACINTO ADULT ED							
Electricity	9,900	KWH	\$1,820.33	\$0.00	\$1,820.33	0.1839	82.14%
Natural Gas	82	CCF	\$112.07	\$0.00	\$112.07	1.3667	5.06%
Water	56	CCF	\$180.53	\$0.00	\$180.53	3.2238	8.15%
Sewer	26	CCF	\$103.20	\$0.00	\$103.20	3.9692	4.66%
Total Cost:			\$2,216.13	\$0.00	\$2,216.13		



Filters: Cost Center Name Not Equal To DoNotReport; Billing Period Equal To 201405All Meter CodesAll Group Names

elpaso

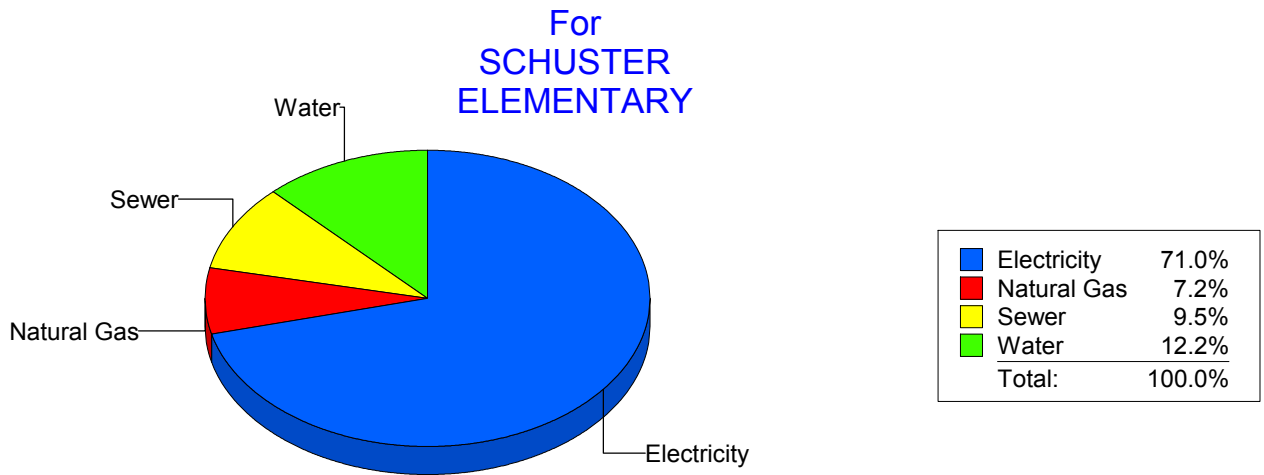
Energy CAP

Cost Avoidance Program

Cost Summary Graph

Grouped by Energy Type

Energy Type	Use	Units	Meter Cost	Special Charges	Total Cost	Avg Unit Cost	% of Total Cost
Site: SCHUSTER ELEMENTARY - SCHUSTER ELEMENTARY							
Electricity	20,471	KWH	\$2,453.43	\$0.00	\$2,453.43	0.1198	71.05%
Natural Gas	271	CCF	\$248.43	\$0.00	\$248.43	0.9167	7.19%
Water	227	CCF	\$421.85	\$0.00	\$421.85	1.8584	12.22%
Sewer	190	CCF	\$329.52	\$0.00	\$329.52	1.7343	9.54%
Total Cost:			\$3,453.23	\$0.00	\$3,453.23		



Filters: Cost Center Name Not Equal To DoNotReport; Billing Period Equal To 201405All Meter CodesAll Group Names

elpaso

Energy CAP

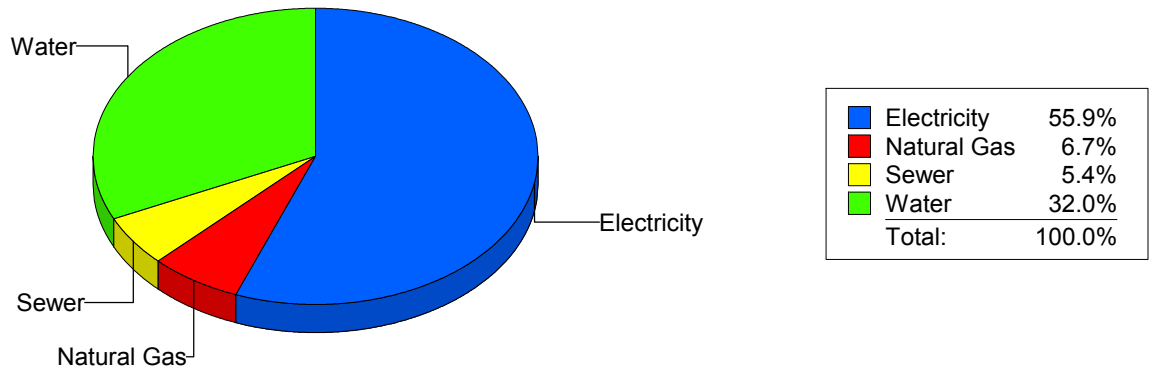
Cost Avoidance Program

Cost Summary Graph

Grouped by Energy Type

Energy Type	Use	Units	Meter Cost	Special Charges	Total Cost	Avg Unit Cost	% of Total Cost
Site: STANTON ELEMENTARY - STANTON ELEMENTARY							
Electricity	28,570	KWH	\$3,880.82	\$0.00	\$3,880.82	0.1358	55.86%
Natural Gas	486	CCF	\$467.69	\$0.00	\$467.69	0.9623	6.73%
Water	678	CCF	\$2,224.28	\$0.00	\$2,224.28	3.2806	32.02%
Sewer	184	CCF	\$374.75	\$0.00	\$374.75	2.0367	5.39%
Total Cost:			\$6,947.54	\$0.00	\$6,947.54		

For STANTON ELEMENTARY



Filters: Cost Center Name Not Equal To DoNotReport; Billing Period Equal To 201405All Meter CodesAll Group Names

elpaso

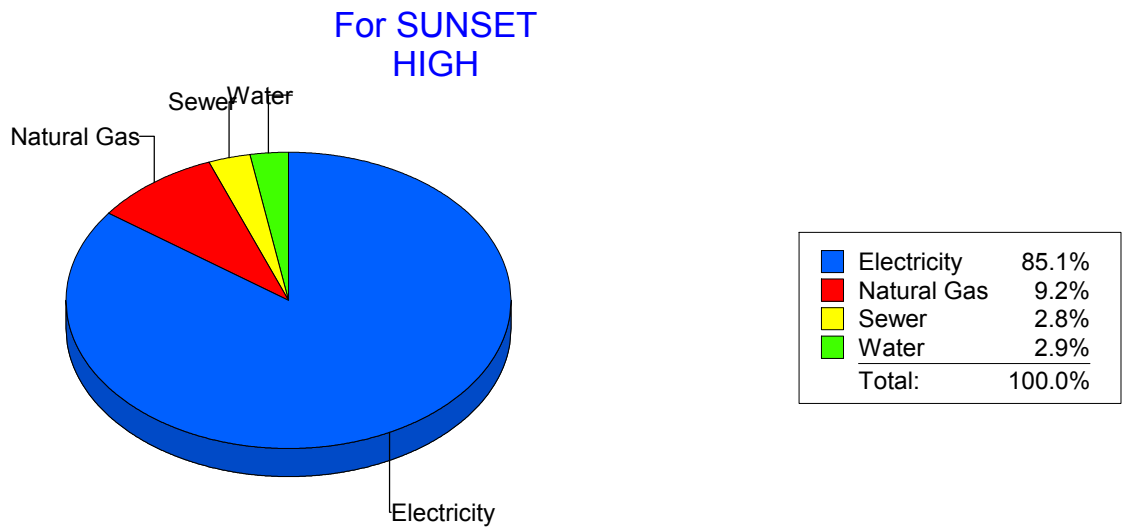
Energy CAP

Cost Avoidance Program

Cost Summary Graph

Grouped by Energy Type

Energy Type	Use	Units	Meter Cost	Special Charges	Total Cost	Avg Unit Cost	% of Total Cost
Site: SUNSET HIGH - SUNSET HIGH							
Electricity	21,360	KWH	\$2,576.85	\$0.00	\$2,576.85	0.1206	85.06%
Natural Gas	313	CCF	\$279.23	\$0.00	\$279.23	0.8921	9.22%
Water	13	CCF	\$88.01	\$0.00	\$88.01	6.7700	2.91%
Sewer	13	CCF	\$85.26	\$0.00	\$85.26	6.5585	2.81%
Total Cost:			\$3,029.35	\$0.00	\$3,029.35		



Filters: Cost Center Name Not Equal To DoNotReport; Billing Period Equal To 201405All Meter CodesAll Group Names

elpaso

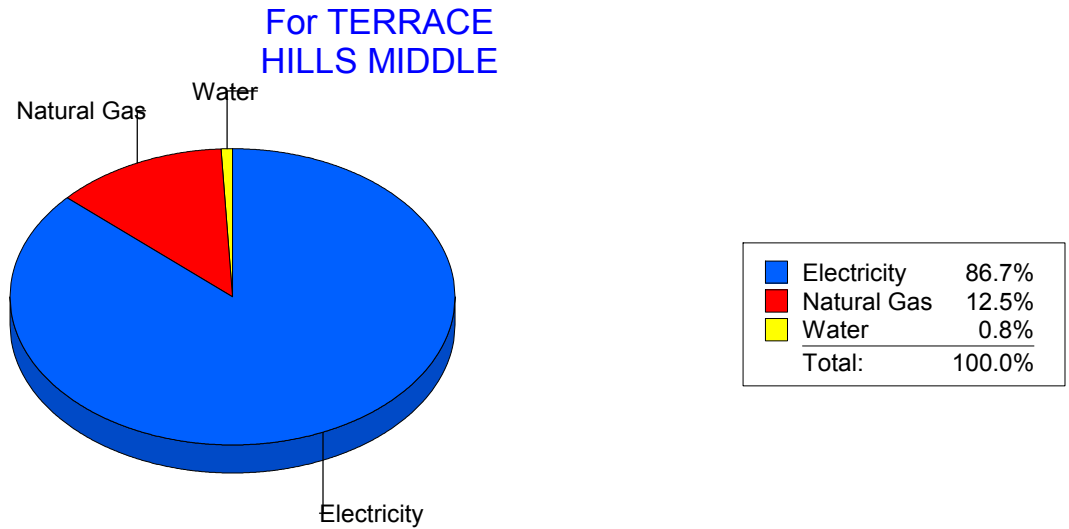
Energy CAP

Cost Avoidance Program

Cost Summary Graph

Grouped by Energy Type

Energy Type	Use	Units	Meter Cost	Special Charges	Total Cost	Avg Unit Cost	% of Total Cost
Site: TERRACE HILLS MIDDLE - TERRACE HILLS MIDDLE							
Electricity	34,050	KWH	\$4,245.60	\$0.00	\$4,245.60	0.1247	86.69%
Natural Gas	700	CCF	\$612.74	\$0.00	\$612.74	0.8753	12.51%
Water	0	CCF	\$39.32	\$0.00	\$39.32	0.0000	0.80%
Total Cost:			\$4,897.66	\$0.00	\$4,897.66		



Filters: Cost Center Name Not Equal To DoNotReport; Billing Period Equal To 201405All Meter CodesAll Group Names

elpaso

Energy CAP

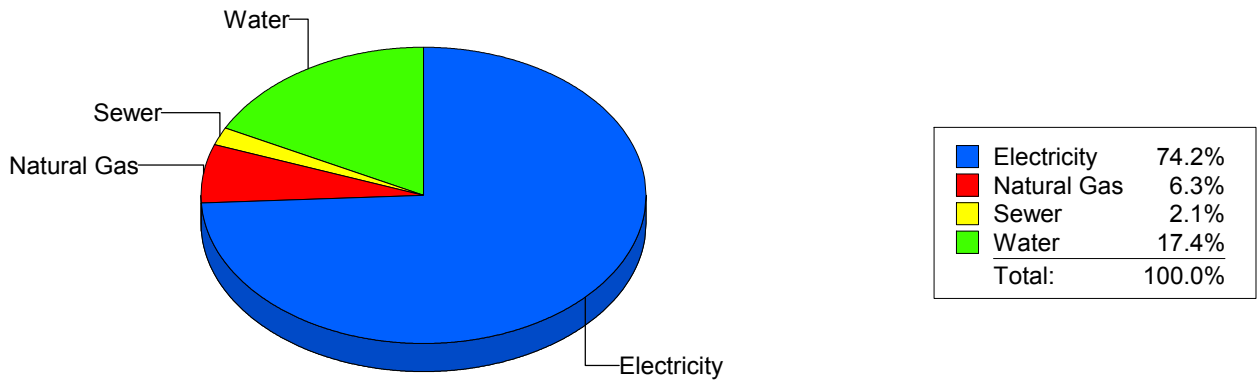
Cost Avoidance Program

Cost Summary Graph

Grouped by Energy Type

Energy Type	Use	Units	Meter Cost	Special Charges	Total Cost	Avg Unit Cost	% of Total Cost
Site: TIPPIN - TIPPIN ELEMENTARY							
Electricity	74,040	KWH	\$10,019.24	\$0.00	\$10,019.24	0.1353	74.18%
Natural Gas	1,118	CCF	\$856.19	\$0.00	\$856.19	0.7658	6.34%
Water	434	CCF	\$2,348.71	\$0.00	\$2,348.71	5.4118	17.39%
Sewer	97	CCF	\$282.69	\$0.00	\$282.69	2.9143	2.09%
Total Cost:			\$13,506.83	\$0.00	\$13,506.83		

For TIPPIN ELEMENTARY



Filters: Cost Center Name Not Equal To DoNotReport; Billing Period Equal To 201405All Meter CodesAll Group Names

elpaso

Energy CAP

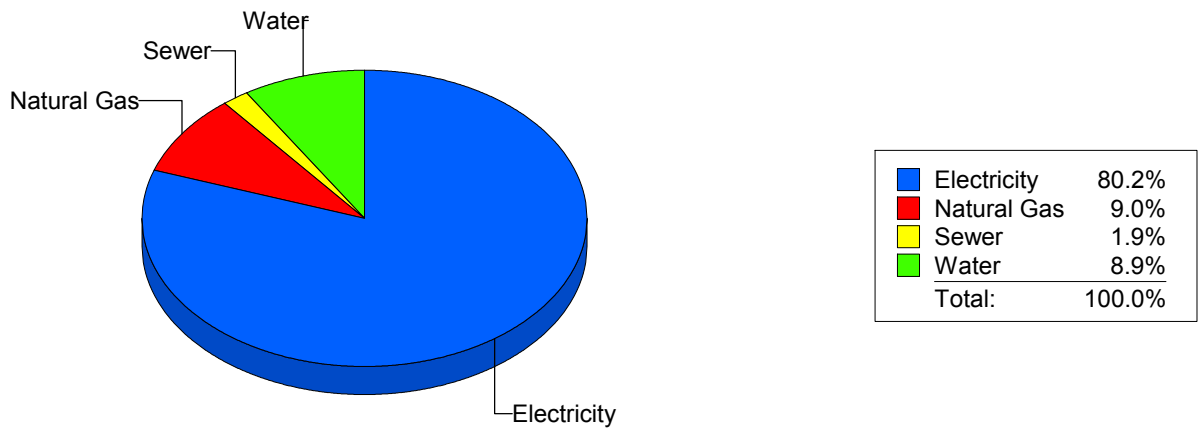
Cost Avoidance Program

Cost Summary Graph

Grouped by Energy Type

Energy Type	Use	Units	Meter Cost	Special Charges	Total Cost	Avg Unit Cost	% of Total Cost
Site: TOMLEA - TOM LEA							
Electricity	82,280	KWH	\$11,189.08	\$0.00	\$11,189.08	0.1360	80.15%
Natural Gas	1,690	CCF	\$1,262.73	\$0.00	\$1,262.73	0.7472	9.05%
Water	355	CCF	\$1,246.92	\$0.00	\$1,246.92	3.5125	8.93%
Sewer	81	CCF	\$260.61	\$0.00	\$260.61	3.2174	1.87%
Total Cost:			\$13,959.34	\$0.00	\$13,959.34		

For TOM LEA



Filters: Cost Center Name Not Equal To DoNotReport; Billing Period Equal To 201405All Meter CodesAll Group Names

elpaso

Energy CAP

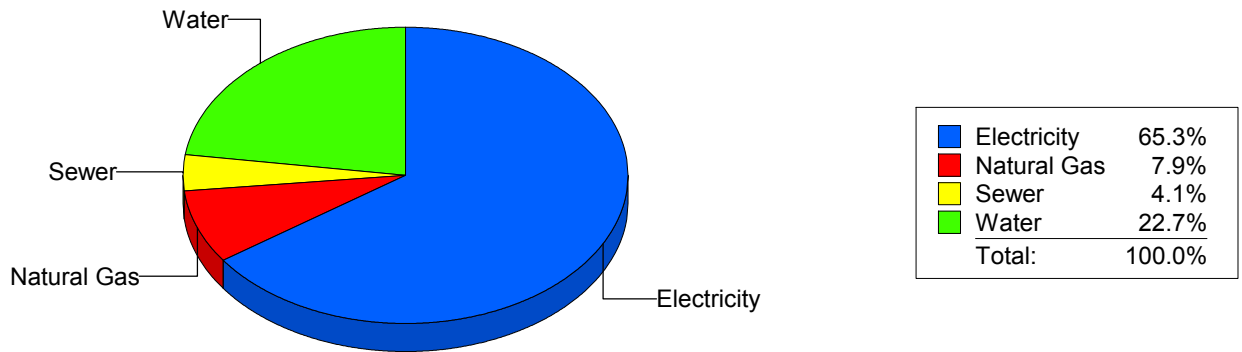
Cost Avoidance Program

Cost Summary Graph

Grouped by Energy Type

Energy Type	Use	Units	Meter Cost	Special Charges	Total Cost	Avg Unit Cost	% of Total Cost
Site: TRAVIS ELEMENTARY SC - TRAVIS ELEMENTARY SC							
Electricity	24,603	KWH	\$3,378.13	\$0.00	\$3,378.13	0.1373	65.30%
Natural Gas	407	CCF	\$410.12	\$0.00	\$410.12	1.0077	7.93%
Water	311	CCF	\$1,173.06	\$0.00	\$1,173.06	3.7719	22.68%
Sewer	66	CCF	\$211.91	\$0.00	\$211.91	3.2108	4.10%
Total Cost:			\$5,173.22	\$0.00	\$5,173.22		

For TRAVIS
ELEMENTARY
SC



Filters: Cost Center Name Not Equal To DoNotReport; Billing Period Equal To 201405All Meter CodesAll Group Names

elpaso

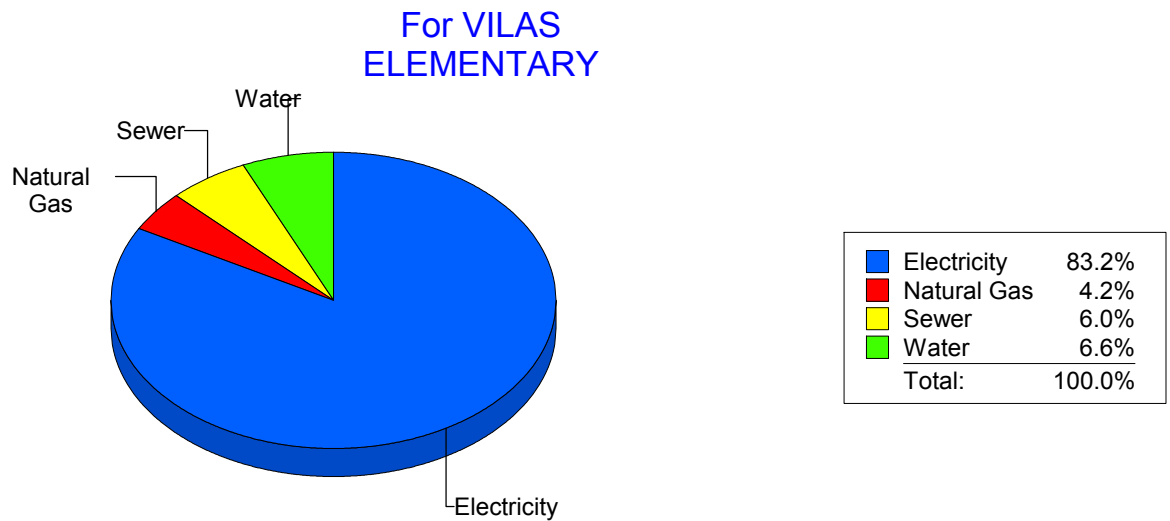
Energy CAP

Cost Avoidance Program

Cost Summary Graph

Grouped by Energy Type

Energy Type	Use	Units	Meter Cost	Special Charges	Total Cost	Avg Unit Cost	% of Total Cost
Site: VILAS ELEMENTARY - VILAS ELEMENTARY							
Electricity	40,838	KWH	\$5,882.26	\$0.00	\$5,882.26	0.1440	83.16%
Natural Gas	173	CCF	\$299.58	\$0.00	\$299.58	1.7317	4.24%
Water	123	CCF	\$464.92	\$0.00	\$464.92	3.7798	6.57%
Sewer	114	CCF	\$426.60	\$0.00	\$426.60	3.7421	6.03%
Total Cost:			\$7,073.36	\$0.00	\$7,073.36		



Filters: Cost Center Name Not Equal To DoNotReport; Billing Period Equal To 201405All Meter CodesAll Group Names

elpaso

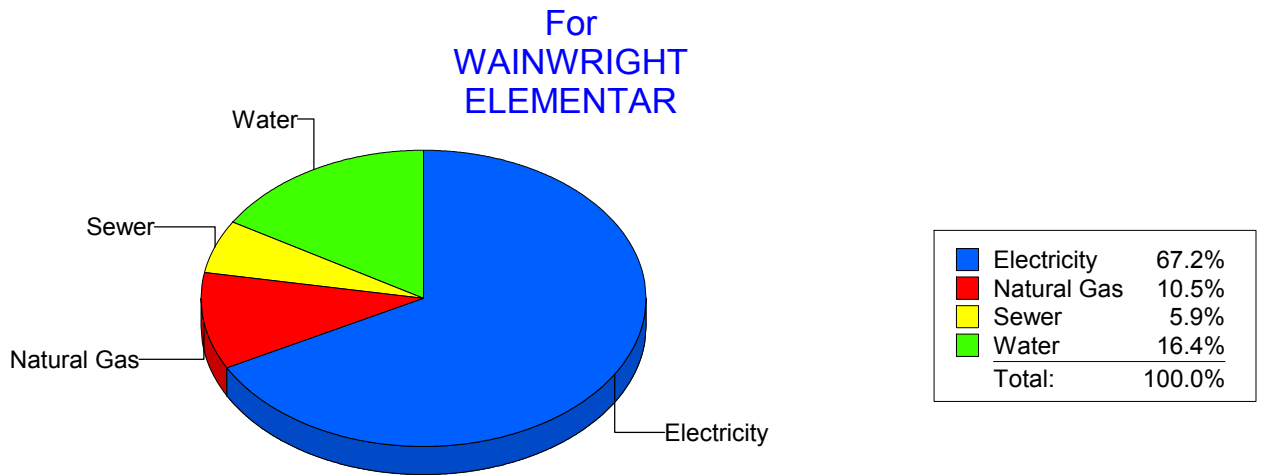
Energy CAP

Cost Avoidance Program

Cost Summary Graph

Grouped by Energy Type

Energy Type	Use	Units	Meter Cost	Special Charges	Total Cost	Avg Unit Cost	% of Total Cost
Site: WAINWRIGHT ELEMENTAR - WAINWRIGHT ELEMENTAR							
Electricity	14,893	KWH	\$2,045.10	\$0.00	\$2,045.10	0.1373	67.21%
Natural Gas	292	CCF	\$319.09	\$0.00	\$319.09	1.0928	10.49%
Water	118	CCF	\$499.74	\$0.00	\$499.74	4.2351	16.42%
Sewer	32	CCF	\$178.80	\$0.00	\$178.80	5.5875	5.88%
Total Cost:			\$3,042.73	\$0.00	\$3,042.73		



Filters: Cost Center Name Not Equal To DoNotReport; Billing Period Equal To 201405All Meter CodesAll Group Names

elpaso

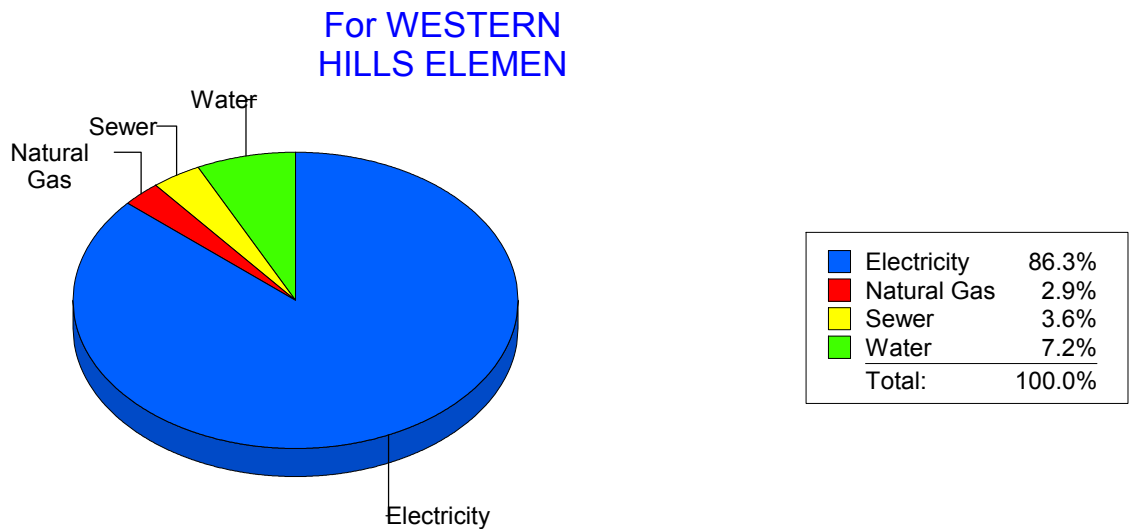
Energy CAP

Cost Avoidance Program

Cost Summary Graph

Grouped by Energy Type

Energy Type	Use	Units	Meter Cost	Special Charges	Total Cost	Avg Unit Cost	% of Total Cost
Site: WESTERN HILLS ELEMEN - WESTERN HILLS ELEMEN							
Electricity	54,720	KWH	\$7,803.76	\$0.00	\$7,803.76	0.1426	86.32%
Natural Gas	290	CCF	\$262.37	\$0.00	\$262.37	0.9047	2.90%
Water	279	CCF	\$649.64	\$0.00	\$649.64	2.3285	7.19%
Sewer	69	CCF	\$324.45	\$0.00	\$324.45	4.7022	3.59%
Total Cost:			\$9,040.22	\$0.00	\$9,040.22		



Filters: Cost Center Name Not Equal To DoNotReport; Billing Period Equal To 201405All Meter CodesAll Group Names

elpaso

Energy CAP

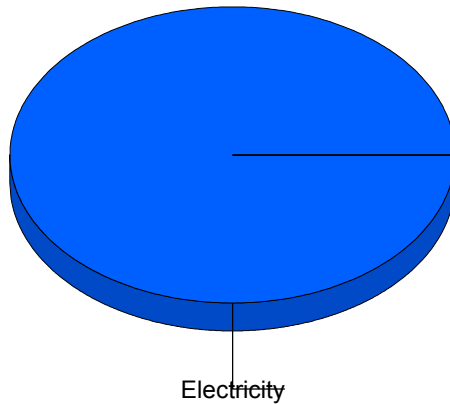
Cost Avoidance Program

Cost Summary Graph

Grouped by Energy Type

Energy Type	Use	Units	Meter Cost	Special Charges	Total Cost	Avg Unit Cost	% of Total Cost
Site: WESTSIDE TRANSPORTAT - WESTSIDE TRANSPORTAT							
Electricity	2,231	KWH	\$310.59	\$0.00	\$310.59	0.1392	100.00%
Total Cost:			\$310.59	\$0.00	\$310.59		

For WESTSIDE TRANSPORTAT



■ Electricity	100.0%
Total:	100.0%

Filters: Cost Center Name Not Equal To DoNotReport; Billing Period Equal To 201405All Meter CodesAll Group Names

elpaso

Energy CAP

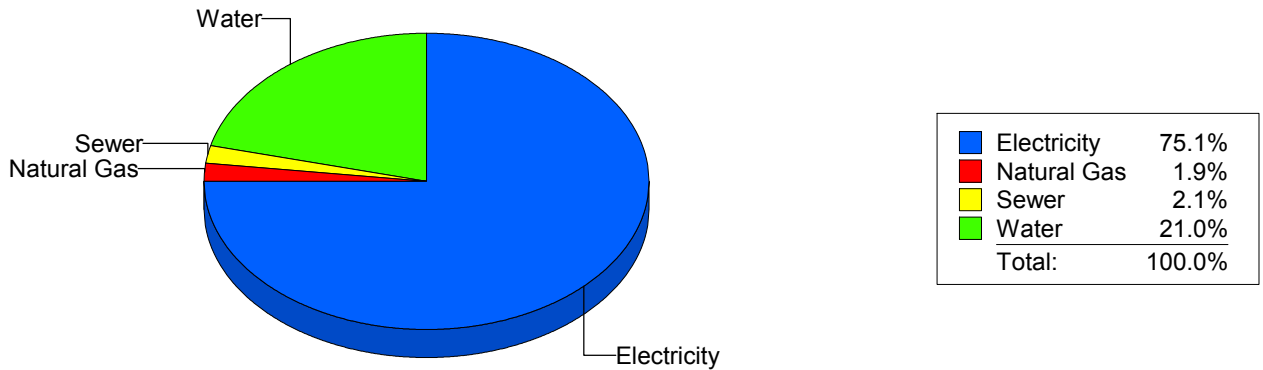
Cost Avoidance Program

Cost Summary Graph

Grouped by Energy Type

Energy Type	Use	Units	Meter Cost	Special Charges	Total Cost	Avg Unit Cost	% of Total Cost
Site: WHITAKER ELEMENTARY - WHITAKER ELEMENTARY							
Electricity	74,160	KWH	\$9,561.06	\$0.00	\$9,561.06	0.1289	75.05%
Natural Gas	256	CCF	\$237.46	\$0.00	\$237.46	0.9276	1.86%
Water	1,153	CCF	\$2,676.95	\$0.00	\$2,676.95	2.3217	21.01%
Sewer	83	CCF	\$263.37	\$0.00	\$263.37	3.1731	2.07%
Total Cost:			\$12,738.84	\$0.00	\$12,738.84		

For WHITAKER ELEMENTARY



Filters: Cost Center Name Not Equal To DoNotReport; Billing Period Equal To 201405All Meter CodesAll Group Names

el Paso

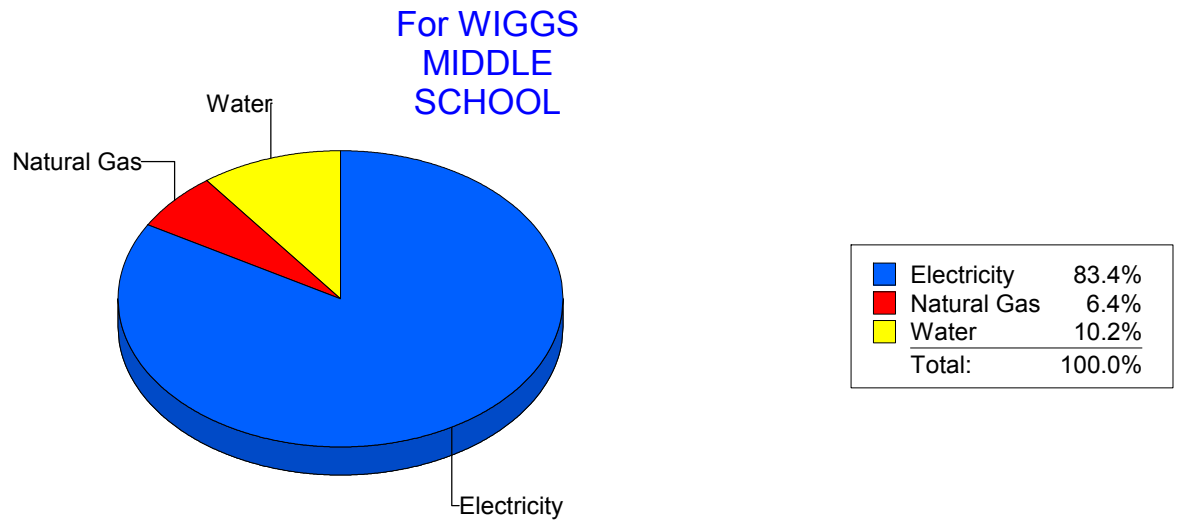
Energy CAP

Cost Avoidance Program

Cost Summary Graph

Grouped by Energy Type

Energy Type	Use	Units	Meter Cost	Special Charges	Total Cost	Avg Unit Cost	% of Total Cost
Site: WIGGS MIDDLE SCHOOL - WIGGS MIDDLE SCHOOL							
Electricity	55,380	KWH	\$7,043.24	\$0.00	\$7,043.24	0.1272	83.38%
Natural Gas	679	CCF	\$543.56	\$0.00	\$543.56	0.8005	6.43%
Water	324	CCF	\$860.49	\$0.00	\$860.49	2.6558	10.19%
Total Cost:			\$8,447.29	\$0.00	\$8,447.29		



Filters: Cost Center Name Not Equal To DoNotReport; Billing Period Equal To 201405All Meter CodesAll Group Names

elpaso

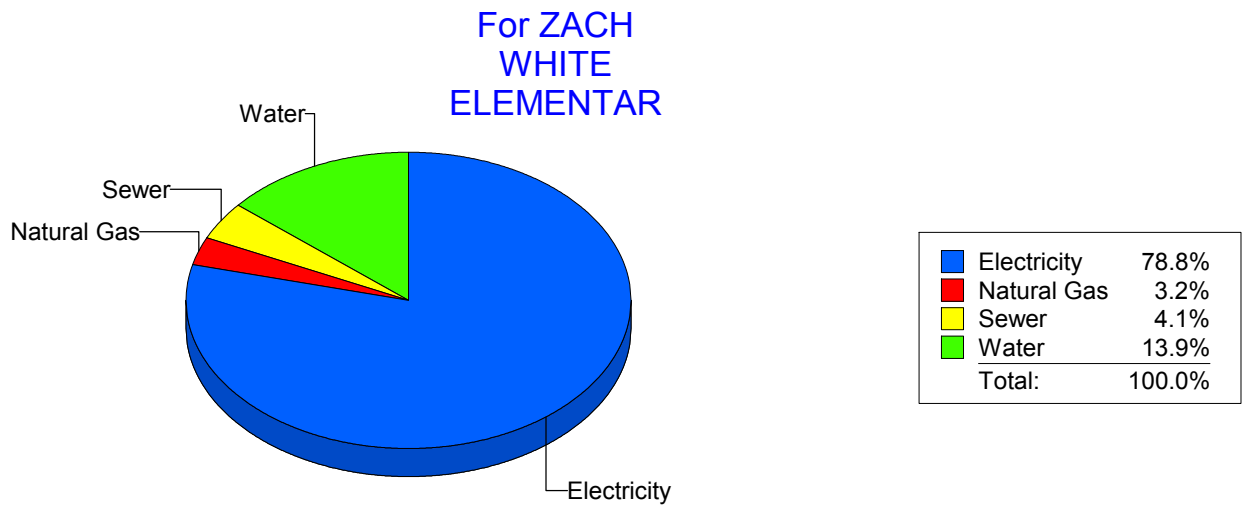
Energy CAP

Cost Avoidance Program

Cost Summary Graph

Grouped by Energy Type

Energy Type	Use	Units	Meter Cost	Special Charges	Total Cost	Avg Unit Cost	% of Total Cost
Site: ZACH WHITE ELEMENTAR - ZACH WHITE ELEMENTAR							
Electricity	53,100	KWH	\$7,411.55	\$0.00	\$7,411.55	0.1396	78.83%
Natural Gas	253	CCF	\$297.31	\$0.00	\$297.31	1.1751	3.16%
Water	484	CCF	\$1,306.04	\$0.00	\$1,306.04	2.6984	13.89%
Sewer	183	CCF	\$387.18	\$0.00	\$387.18	2.1157	4.12%
Total Cost:			\$9,402.08	\$0.00	\$9,402.08		



Filters: Cost Center Name Not Equal To DoNotReport; Billing Period Equal To 201405All Meter CodesAll Group Names

elpaso

Energy CAP

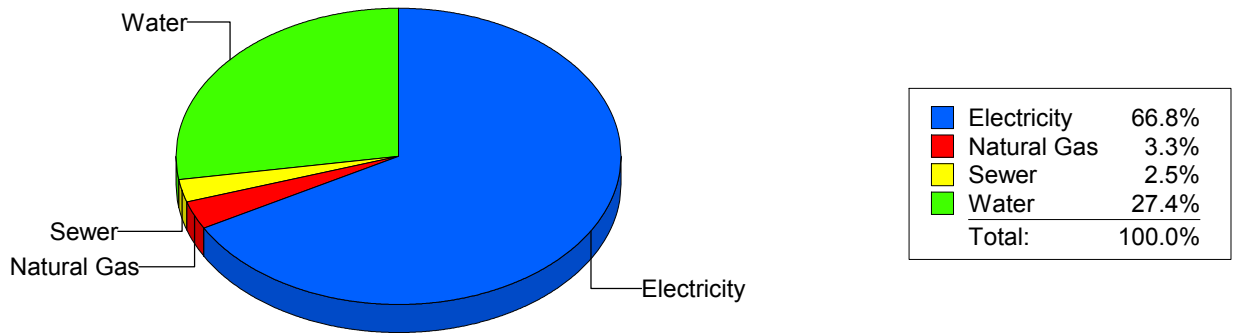
Cost Avoidance Program

Cost Summary Graph

Grouped by Energy Type

Energy Type	Use	Units	Meter Cost	Special Charges	Total Cost	Avg Unit Cost	% of Total Cost
Site: ZAVALA ELEMENTARY SC - ZAVALA ELEMENTARY SC							
Electricity	28,250	KWH	\$3,464.56	\$0.00	\$3,464.56	0.1226	66.84%
Natural Gas	162	CCF	\$168.58	\$0.00	\$168.58	1.0406	3.25%
Water	305	CCF	\$1,419.65	\$0.00	\$1,419.65	4.6546	27.39%
Sewer	46	CCF	\$130.80	\$0.00	\$130.80	2.8435	2.52%
Total Cost:			\$5,183.59	\$0.00	\$5,183.59		

For ZAVALA
ELEMENTARY
SC



Filters: Cost Center Name Not Equal To DoNotReport; Billing Period Equal To 201405All Meter CodesAll Group Names

elpaso

Energy CAP

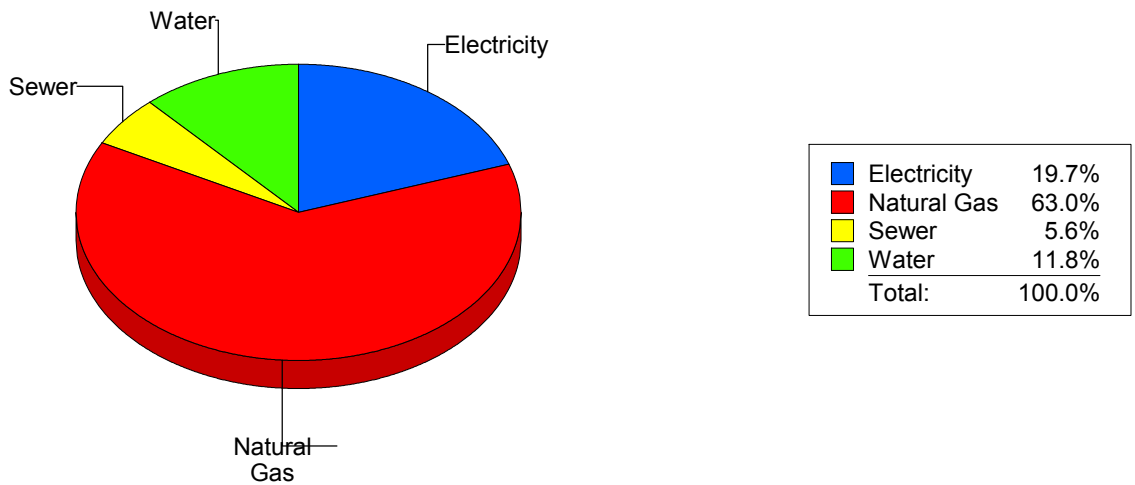
Cost Avoidance Program

Cost Summary Graph

Grouped by Energy Type

Energy Type	Use	Units	Meter Cost	Special Charges	Total Cost	Avg Unit Cost	% of Total Cost
Site: ZUNI COTTAGES - ZUNI COTTAGES							
Electricity		35 KWH	\$38.73	\$0.00	\$38.73	1.1066	19.67%
Natural Gas		0 CCF	\$124.08	\$0.00	\$124.08	0.0000	63.02%
Water		0 CCF	\$23.14	\$0.00	\$23.14	0.0000	11.75%
Sewer		0 CCF	\$10.93	\$0.00	\$10.93	0.0000	5.55%
Total Cost:			\$196.88	\$0.00	\$196.88		

For ZUNI COTTAGES



Filters: Cost Center Name Not Equal To DoNotReport; Billing Period Equal To 201405All Meter CodesAll Group Names

el Paso

Energy CAP

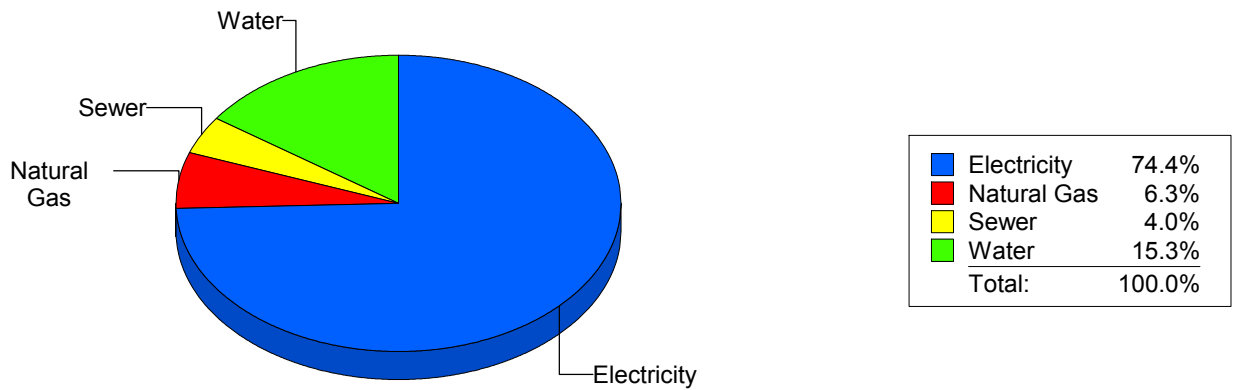
Cost Avoidance Program

Cost Summary Graph

Grouped by Energy Type

Energy Type	Use	Units	Meter Cost	Special Charges	Total Cost	Avg Unit Cost	% of Total Cost
All Sites							
Electricity	6,233,071	KWH	\$789,580.42	\$0.00	\$789,580.42	0.1267	74.36%
Natural Gas	79,169	CCF	\$67,185.88	\$0.00	\$67,185.88	0.8486	6.33%
Water	57,163	CCF	\$162,217.53	\$0.00	\$162,217.53	2.8378	15.28%
Sewer	18,156	CCF	\$42,788.40	\$0.00	\$42,788.40	2.3567	4.03%
Total Cost:			\$1,061,772.23	\$0.00	\$1,061,772.23		

For All Sites



Filters: Cost Center Name Not Equal To DoNotReport; Billing Period Equal To 201405All Meter CodesAll Group Names