

# elpaso

Energy CAP

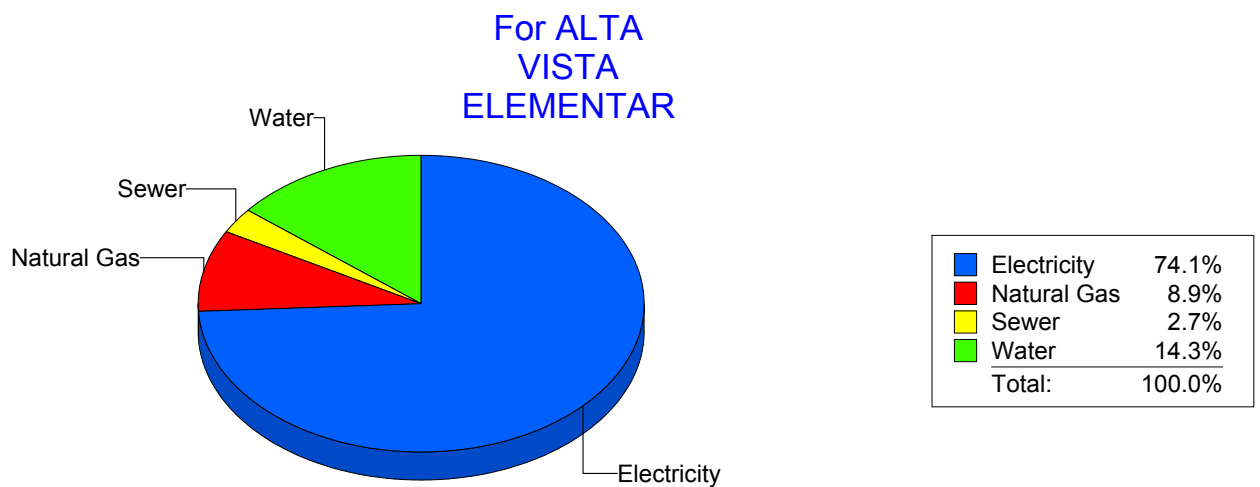
Cost Avoidance Program

## Cost Summary Graph

Grouped by Energy Type

Energy Type	Use	Units	Total Cost	Avg Unit Cost	% of Total Cost
Site: ALTA VISTA ELEMENTAR - ALTA VISTA ELEMENTAR					
Electricity	21,300	KWH	\$4,069.56	0.1911	74.12%
Natural Gas	370	CCF	\$489.11	1.3219	8.91%
Water	251	CCF	\$783.40	3.1211	14.27%
Sewer	68	CCF	\$148.60	2.1853	2.71%

Total Cost: \$5,490.67



Filters: Cost Center Name Not Equal To DoNotReport; Billing Period Equal To 200806

# el Paso

Energy CAP

Cost Avoidance Program

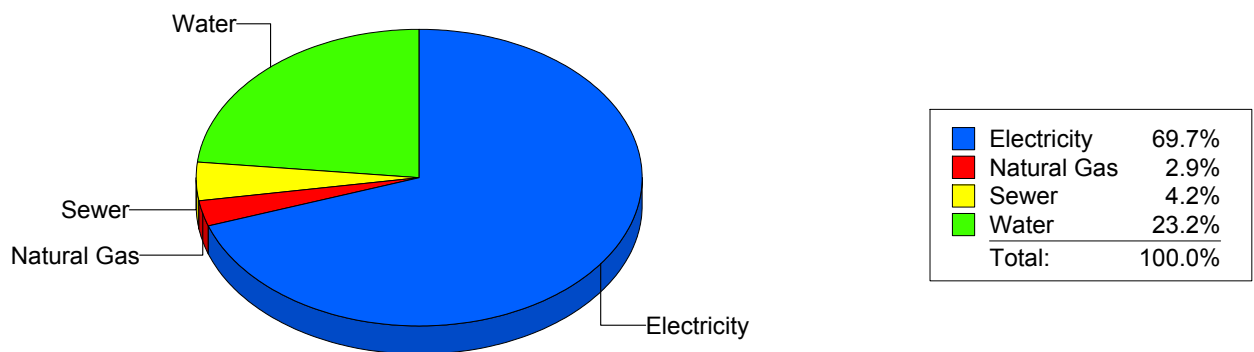
## Cost Summary Graph

Grouped by Energy Type

Energy Type	Use	Units	Total Cost	Avg Unit Cost	% of Total Cost
Site: ANDRESS HIGH SCHOOL - ANDRESS HIGH SCHOOL					
Electricity	201,768	KWH	\$22,448.71	0.1113	69.70%
Natural Gas	715	CCF	\$932.01	1.3035	2.89%
Water	2,946	CCF	\$7,481.10	2.5394	23.23%
Sewer	953	CCF	\$1,347.92	1.4144	4.18%

Total Cost: \$32,209.74

For ANDRESS  
HIGH SCHOOL



Filters: Cost Center Name Not Equal To DoNotReport; Billing Period Equal To 200806

# el paso

Energy CAP

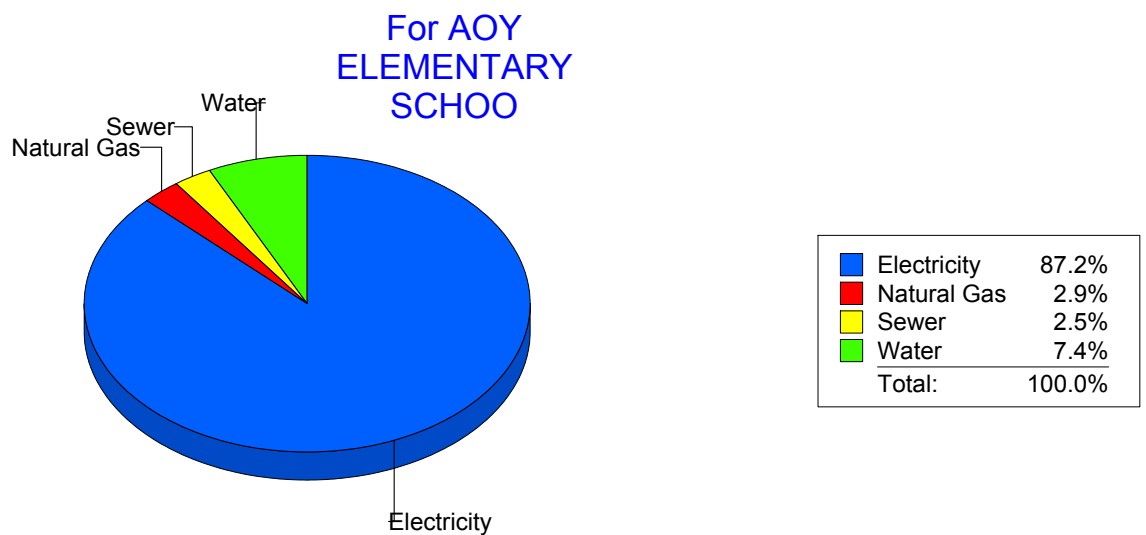
Cost Avoidance Program

## Cost Summary Graph

Grouped by Energy Type

Energy Type	Use	Units	Total Cost	Avg Unit Cost	% of Total Cost
Site: AOY ELEMENTARY SCHOO - AOY ELEMENTARY SCHOO					
Electricity	82,857	KWH	\$12,861.86	0.1552	87.23%
Natural Gas	316	CCF	\$427.77	1.3537	2.90%
Water	273	CCF	\$1,084.94	3.9741	7.36%
Sewer	85	CCF	\$369.38	4.3456	2.51%

**Total Cost:** \$14,743.95



*Filters: Cost Center Name Not Equal To DoNotReport; Billing Period Equal To 200806*

# elpaso

Energy CAP

Cost Avoidance Program

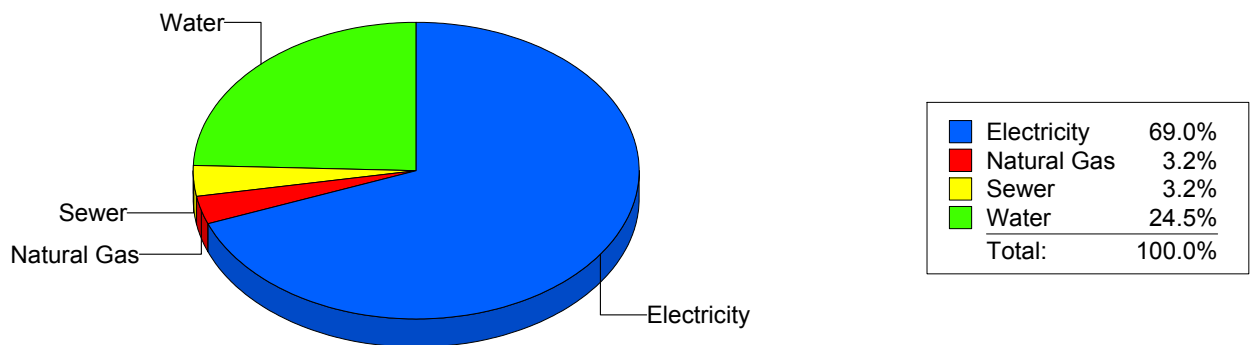
## Cost Summary Graph

Grouped by Energy Type

Energy Type	Use	Units	Total Cost	Avg Unit Cost	% of Total Cost
Site: AUSTIN HIGH SCHOOL - AUSTIN HIGH SCHOOL					
Electricity	229,024	KWH	\$24,926.32	0.1088	69.04%
Natural Gas	921	CCF	\$1,171.30	1.2718	3.24%
Water	2,432	CCF	\$8,841.31	3.6354	24.49%
Sewer	484	CCF	\$1,163.52	2.4040	3.22%

Total Cost: \$36,102.45

For AUSTIN  
HIGH SCHOOL



Filters: Cost Center Name Not Equal To DoNotReport; Billing Period Equal To 200806

# elpaso

Energy CAP

Cost Avoidance Program

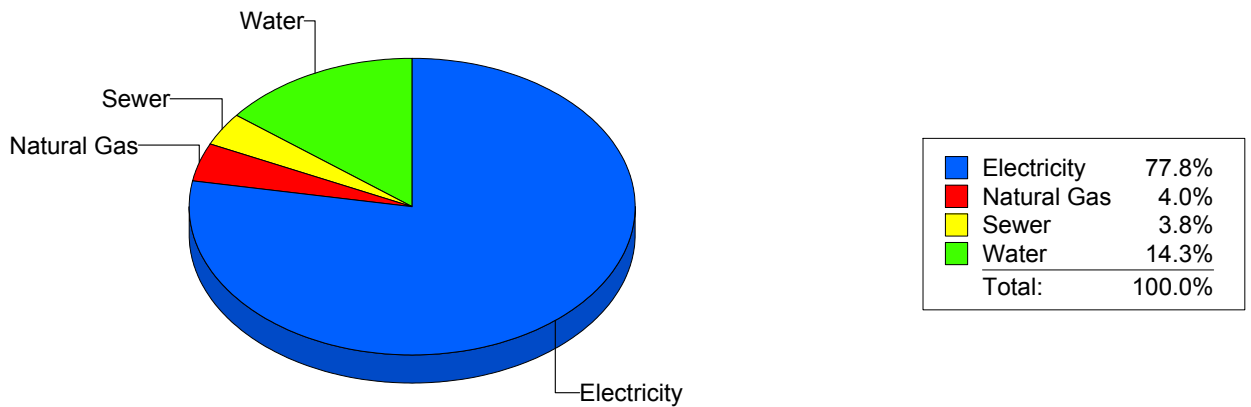
## Cost Summary Graph

Grouped by Energy Type

Energy Type	Use	Units	Total Cost	Avg Unit Cost	% of Total Cost
Site: BARRON - BARRON					
Electricity	54,638	KWH	\$8,913.77	0.1631	77.80%
Natural Gas	346	CCF	\$462.84	1.3377	4.04%
Water	302	CCF	\$1,641.95	5.4369	14.33%
Sewer	160	CCF	\$438.39	2.7399	3.83%

**Total Cost:** \$11,456.95

For BARRON



Filters: Cost Center Name Not Equal To DoNotReport; Billing Period Equal To 200806

# elpaso

Energy CAP

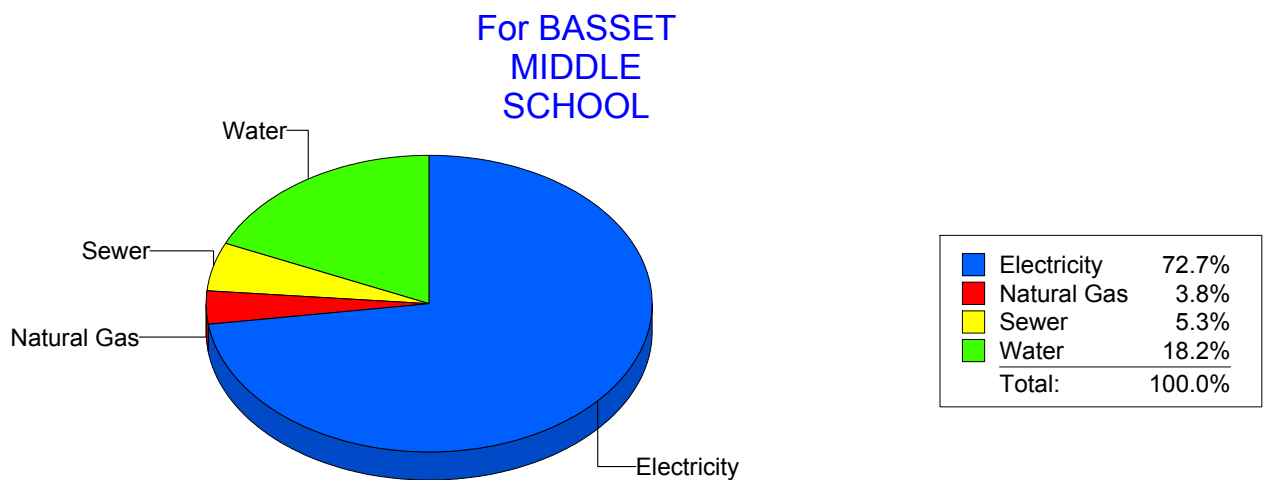
Cost Avoidance Program

## Cost Summary Graph

Grouped by Energy Type

Energy Type	Use	Units	Total Cost	Avg Unit Cost	% of Total Cost
Site: BASSET MIDDLE SCHOOL - BASSET MIDDLE SCHOOL					
Electricity	40,956	KWH	\$6,977.66	0.1704	72.69%
Natural Gas	238	CCF	\$363.19	1.5260	3.78%
Water	824	CCF	\$1,751.61	2.1257	18.25%
Sewer	291	CCF	\$507.18	1.7429	5.28%

Total Cost: \$9,599.64



Filters: Cost Center Name Not Equal To DoNotReport; Billing Period Equal To 200806

# elpaso

Energy CAP

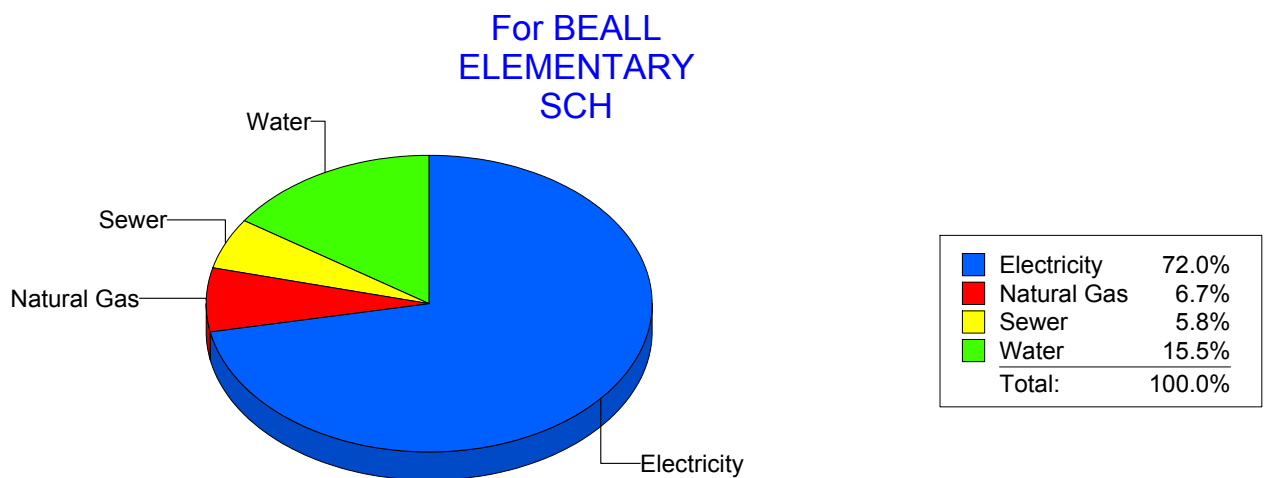
Cost Avoidance Program

## Cost Summary Graph

Grouped by Energy Type

Energy Type	Use	Units	Total Cost	Avg Unit Cost	% of Total Cost
Site: BEALL ELEMENTARY SCH - BEALL ELEMENTARY SCH					
Electricity	12,400	KWH	\$2,629.57	0.2121	72.05%
Natural Gas	189	CCF	\$245.35	1.2981	6.72%
Water	176	CCF	\$564.80	3.2091	15.48%
Sewer	57	CCF	\$210.00	3.6842	5.75%

**Total Cost:** \$3,649.72



*Filters: Cost Center Name Not Equal To DoNotReport; Billing Period Equal To 200806*

# elpaso

Energy CAP

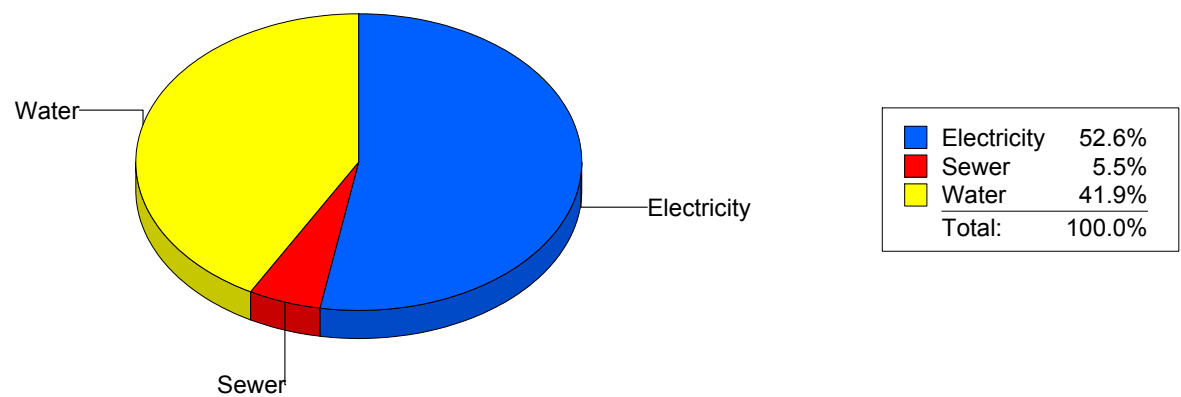
Cost Avoidance Program

## Cost Summary Graph

Grouped by Energy Type

Energy Type	Use	Units	Total Cost	Avg Unit Cost	% of Total Cost
Site: BLISS ELEMENTARY - BLISS ELEMENTARY					
Electricity	12,600	KWH	\$2,703.65	0.2146	52.64%
Water	586	CCF	\$2,151.30	3.6712	41.89%
Sewer	113	CCF	\$281.12	2.4878	5.47%
Total Cost:			\$5,136.07		

For BLISS  
ELEMENTARY



Filters: Cost Center Name Not Equal To DoNotReport; Billing Period Equal To 200806



# elpaso

Energy CAP

Cost Avoidance Program

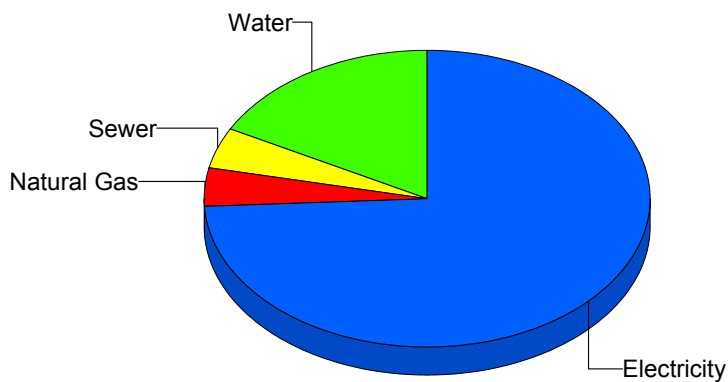
## Cost Summary Graph

Grouped by Energy Type

Energy Type	Use	Units	Total Cost	Avg Unit Cost	% of Total Cost
Site: BOND - BOND ELEMENTARY					
Electricity	21,557	KWH	\$5,896.73	0.2735	74.23%
Natural Gas	236	CCF	\$331.79	1.4059	4.18%
Water	497	CCF	\$1,375.67	2.7679	17.32%
Sewer	159	CCF	\$339.54	2.1355	4.27%

**Total Cost:** \$7,943.73

For BOND  
ELEMENTARY



Electricity	74.2%
Natural Gas	4.2%
Sewer	4.3%
Water	17.3%
Total:	100.0%

*Filters: Cost Center Name Not Equal To DoNotReport; Billing Period Equal To 200806*

# elpaso

Energy CAP

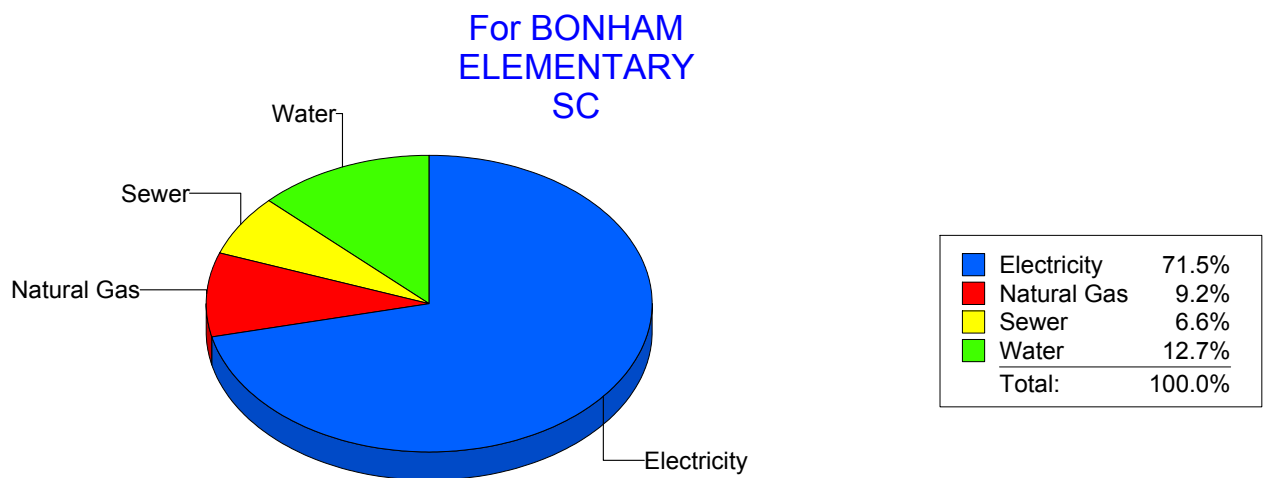
Cost Avoidance Program

## Cost Summary Graph

Grouped by Energy Type

Energy Type	Use	Units	Total Cost	Avg Unit Cost	% of Total Cost
Site: BONHAM ELEMENTARY SC - BONHAM ELEMENTARY SC					
Electricity	22,427	KWH	\$3,168.18	0.1413	71.45%
Natural Gas	301	CCF	\$408.87	1.3584	9.22%
Water	303	CCF	\$563.47	1.8596	12.71%
Sewer	174	CCF	\$293.33	1.6858	6.62%

**Total Cost:** \$4,433.85



*Filters: Cost Center Name Not Equal To DoNotReport; Billing Period Equal To 200806*

# elpaso

Energy CAP

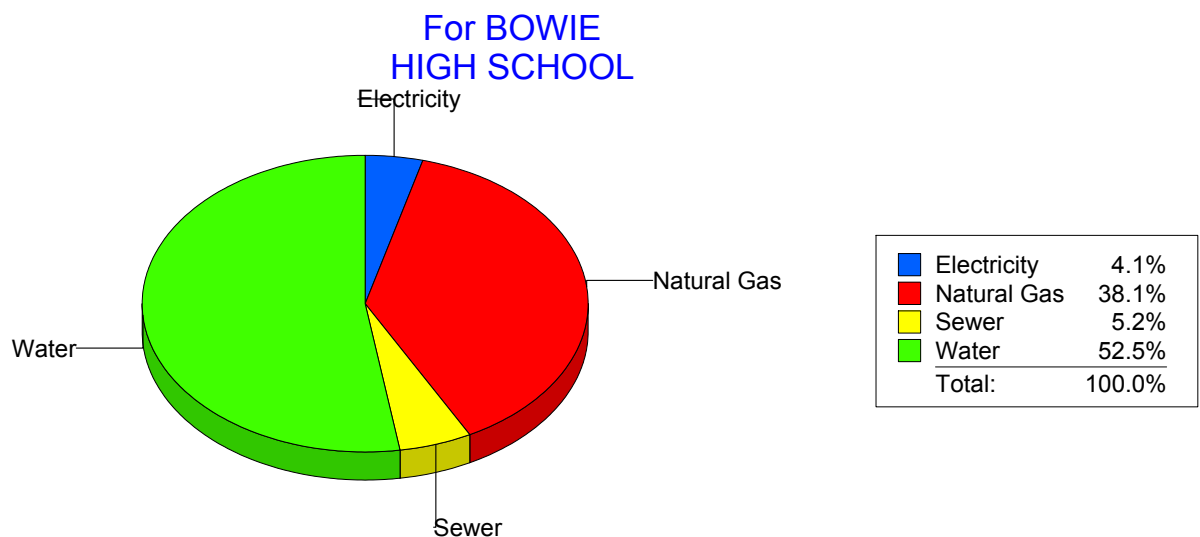
Cost Avoidance Program

## Cost Summary Graph

Grouped by Energy Type

Energy Type	Use	Units	Total Cost	Avg Unit Cost	% of Total Cost
<b>Site: BOWIE HIGH SCHOOL - BOWIE HIGH SCHOOL</b>					
Electricity	6,717	KWH	\$811.61	0.1208	4.15%
Natural Gas	6,315	CCF	\$7,463.55	1.1819	38.12%
Water	7,251	CCF	\$10,286.25	1.4186	52.54%
Sewer	477	CCF	\$1,017.59	2.1333	5.20%

**Total Cost: \$19,579.00**



*Filters: Cost Center Name Not Equal To DoNotReport; Billing Period Equal To 200806*

# elpaso

Energy CAP

Cost Avoidance Program

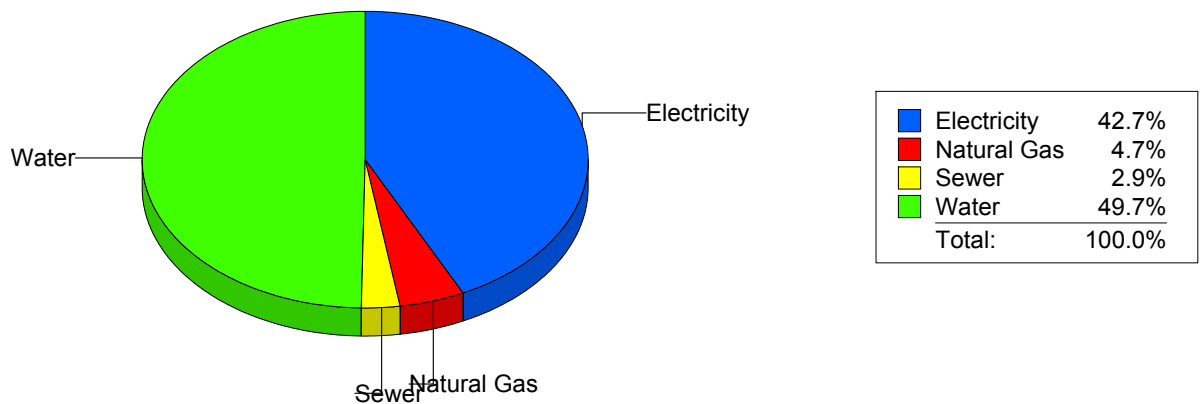
## Cost Summary Graph

Grouped by Energy Type

Energy Type	Use	Units	Total Cost	Avg Unit Cost	% of Total Cost
<b>Site: BRADLEY ELEMENTARY - BRADLEY ELEMENTARY</b>					
Electricity	15,600	KWH	\$3,294.66	0.2112	42.72%
Natural Gas	285	CCF	\$360.49	1.2649	4.67%
Water	759	CCF	\$3,837.01	5.0553	49.75%
Sewer	7	CCF	\$220.84	31.5486	2.86%

**Total Cost: \$7,713.00**

For BRADLEY  
ELEMENTARY



*Filters: Cost Center Name Not Equal To DoNotReport; Billing Period Equal To 200806*

# elpaso

Energy CAP

Cost Avoidance Program

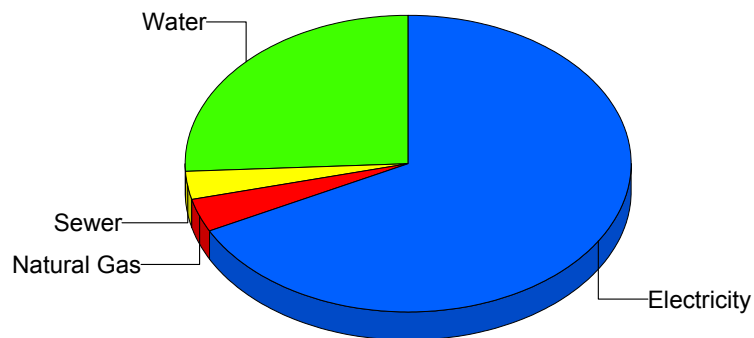
## Cost Summary Graph

Grouped by Energy Type

Energy Type	Use	Units	Total Cost	Avg Unit Cost	% of Total Cost
Site: BROWN MIDDLE SCHOOL - BROWN MIDDLE SCHOOL					
Electricity	109,200	KWH	\$13,555.23	0.1241	67.45%
Natural Gas	592	CCF	\$726.80	1.2277	3.62%
Water	1,497	CCF	\$5,201.92	3.4749	25.88%
Sewer	316	CCF	\$613.27	1.9407	3.05%

**Total Cost: \$20,097.22**

For BROWN  
MIDDLE  
SCHOOL



Electricity	67.4%
Natural Gas	3.6%
Sewer	3.1%
Water	25.9%
Total:	100.0%

*Filters: Cost Center Name Not Equal To DoNotReport; Billing Period Equal To 200806*

# elpaso

Energy CAP

Cost Avoidance Program

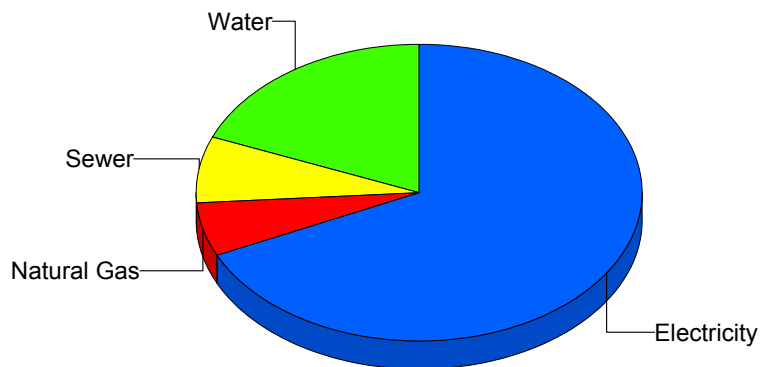
## Cost Summary Graph

Grouped by Energy Type

Energy Type	Use	Units	Total Cost	Avg Unit Cost	% of Total Cost
Site: BURGESS HIGH SCHOOL - BURGESS HIGH SCHOOL					
Electricity	84,079	KWH	\$12,509.62	0.1488	68.19%
Natural Gas	854	CCF	\$1,065.78	1.2480	5.81%
Water	1,794	CCF	\$3,444.13	1.9198	18.77%
Sewer	877	CCF	\$1,325.74	1.5117	7.23%

Total Cost: \$18,345.27

For BURGESS  
HIGH SCHOOL



Electricity	68.2%
Natural Gas	5.8%
Sewer	7.2%
Water	18.8%
Total:	100.0%

Filters: Cost Center Name Not Equal To DoNotReport; Billing Period Equal To 200806

# elpaso

Energy CAP

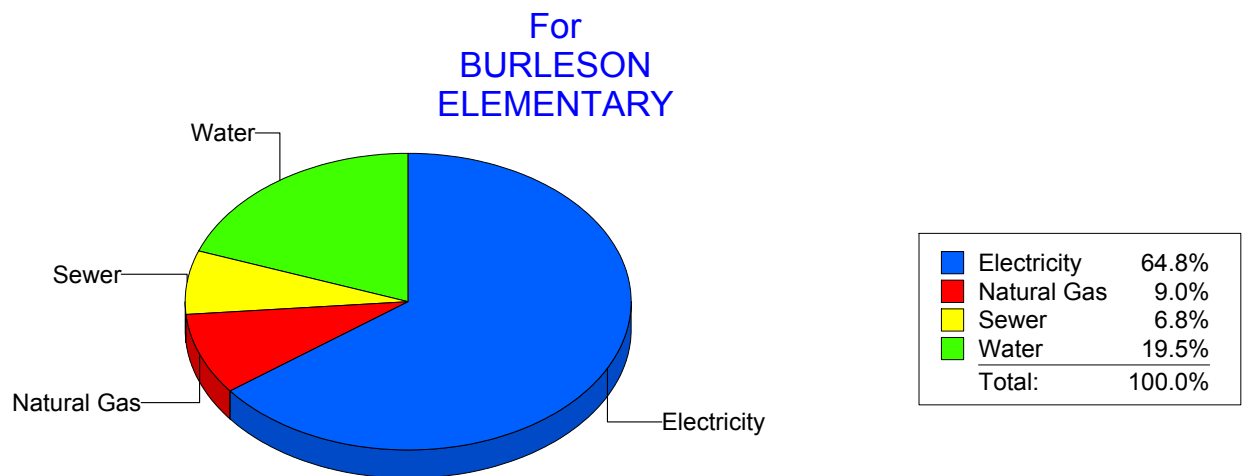
Cost Avoidance Program

## Cost Summary Graph

Grouped by Energy Type

Energy Type	Use	Units	Total Cost	Avg Unit Cost	% of Total Cost
Site: BURLESON ELEMENTARY - BURLESON ELEMENTARY					
Electricity	27,207	KWH	\$3,562.69	0.1309	64.77%
Natural Gas	323	CCF	\$493.17	1.5268	8.97%
Water	452	CCF	\$1,072.83	2.3735	19.50%
Sewer	195	CCF	\$372.13	1.9084	6.76%

Total Cost: \$5,500.82



Filters: Cost Center Name Not Equal To DoNotReport; Billing Period Equal To 200806

# elpaso

Energy CAP

Cost Avoidance Program

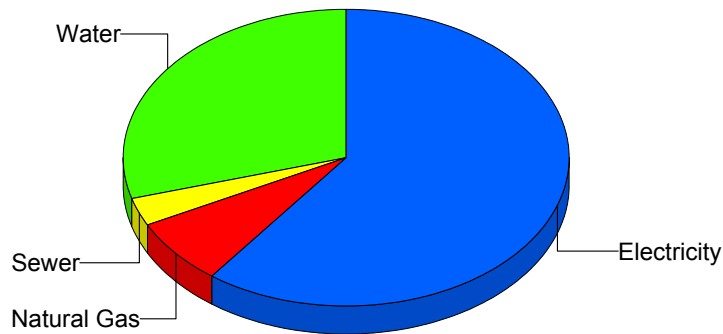
## Cost Summary Graph

Grouped by Energy Type

Energy Type	Use	Units	Total Cost	Avg Unit Cost	% of Total Cost
Site: BURNET ELEMENTARY - BURNET ELEMENTARY					
Electricity	14,359	KWH	\$3,145.98	0.2191	60.29%
Natural Gas	270	CCF	\$369.28	1.3677	7.08%
Water	422	CCF	\$1,541.86	3.6537	29.55%
Sewer	78	CCF	\$161.30	2.0679	3.09%

Total Cost: \$5,218.42

For BURNET  
ELEMENTARY



Electricity	60.3%
Natural Gas	7.1%
Sewer	3.1%
Water	29.5%
Total:	100.0%

Filters: Cost Center Name Not Equal To DoNotReport; Billing Period Equal To 200806



# elpaso

Energy CAP

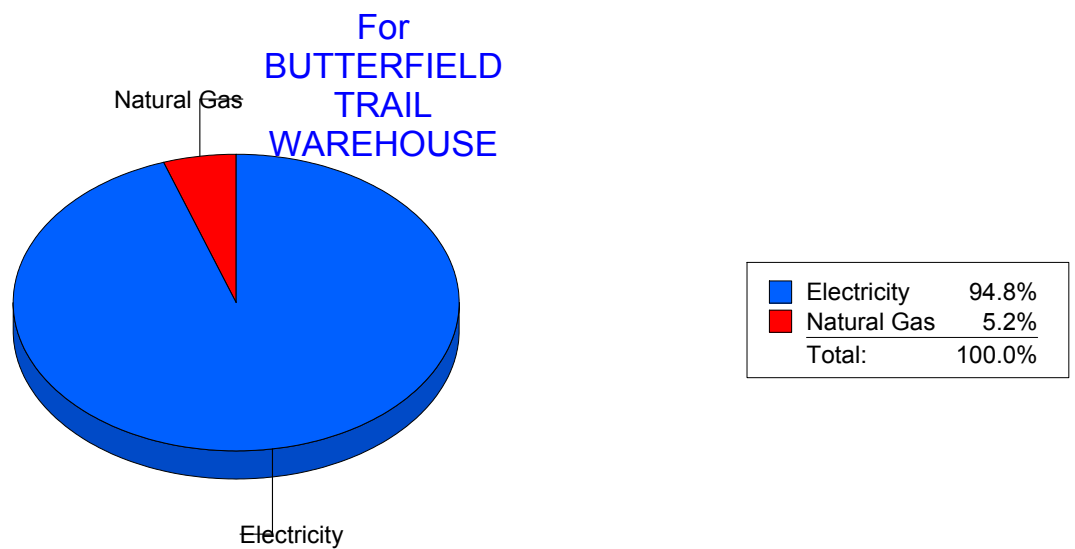
Cost Avoidance Program

## Cost Summary Graph

Grouped by Energy Type

Energy Type	Use	Units	Total Cost	Avg Unit Cost	% of Total Cost
Site: BUTTERFIELDTRAILWAREHOUSE - BUTTERFIELD TRAIL WAREHOUSE					
Electricity	8,100	KWH	\$1,040.24	0.1284	94.79%
Natural Gas	25	CCF	\$57.23	2.2892	5.21%

Total Cost: \$1,097.47



Filters: Cost Center Name Not Equal To DoNotReport; Billing Period Equal To 200806

# elpaso

Energy CAP

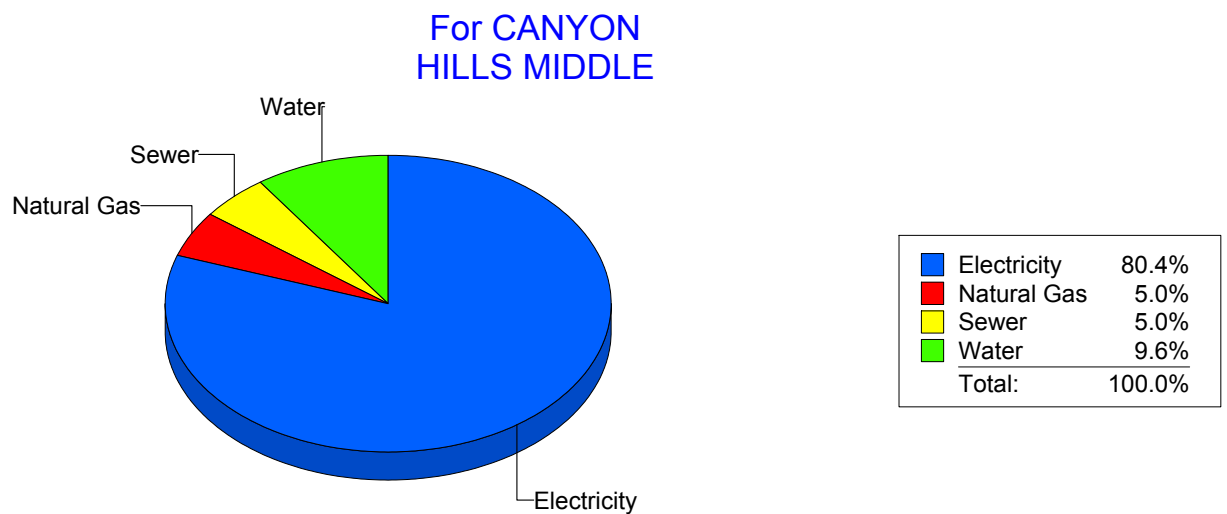
Cost Avoidance Program

## Cost Summary Graph

Grouped by Energy Type

Energy Type	Use	Units	Total Cost	Avg Unit Cost	% of Total Cost
Site: CANYON HILLS MIDDLE - CANYON HILLS MIDDLE					
Electricity	63,850	KWH	\$9,671.15	0.1515	80.39%
Natural Gas	457	CCF	\$596.87	1.3061	4.96%
Water	579	CCF	\$1,155.88	1.9963	9.61%
Sewer	310	CCF	\$605.65	1.9537	5.03%

**Total Cost:** \$12,029.55



*Filters: Cost Center Name Not Equal To DoNotReport; Billing Period Equal To 200806*

# elpaso

Energy CAP

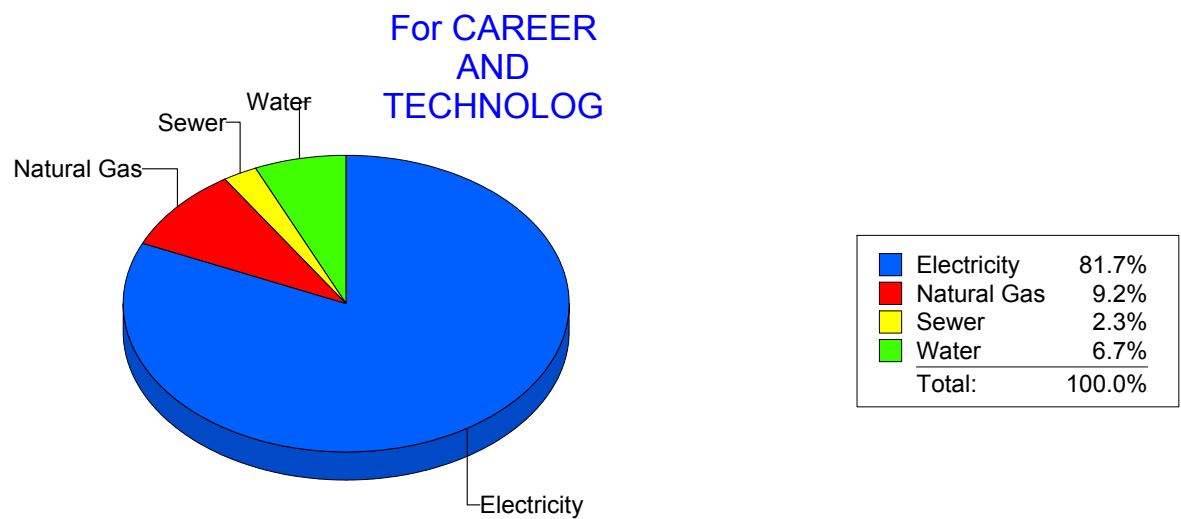
Cost Avoidance Program

## Cost Summary Graph

Grouped by Energy Type

Energy Type	Use	Units	Total Cost	Avg Unit Cost	% of Total Cost
Site: CAREER AND TECHNOLOG - CAREER AND TECHNOLOG					
Electricity	104,572	KWH	\$12,801.52	0.1224	81.73%
Natural Gas	1,199	CCF	\$1,442.41	1.2030	9.21%
Water	384	CCF	\$1,052.37	2.7405	6.72%
Sewer	142	CCF	\$367.43	2.5875	2.35%

Total Cost: \$15,663.73



Filters: Cost Center Name Not Equal To DoNotReport; Billing Period Equal To 200806

# el Paso

Energy CAP

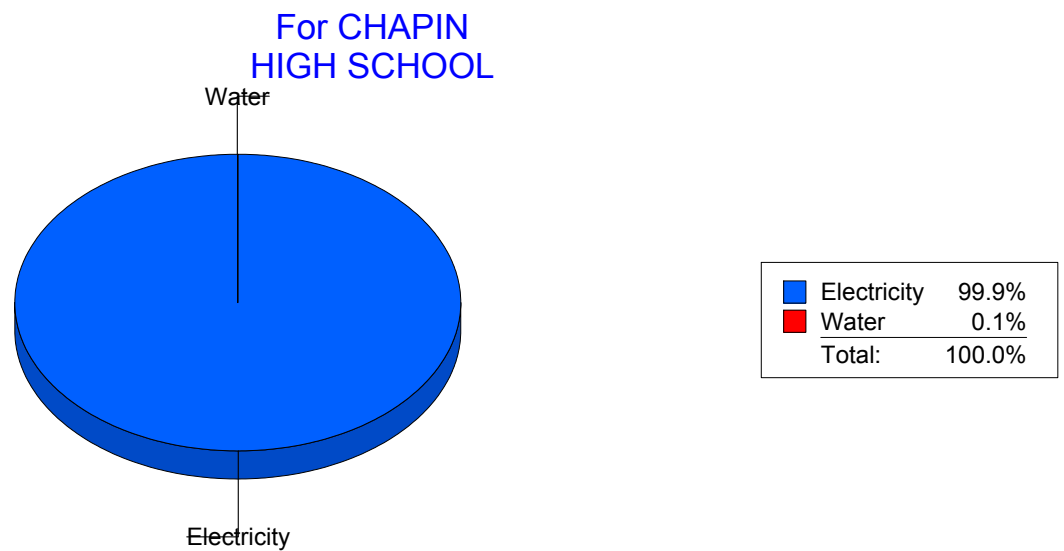
Cost Avoidance Program

## Cost Summary Graph

Grouped by Energy Type

Energy Type	Use	Units	Total Cost	Avg Unit Cost	% of Total Cost
Site: CHAPIN HIGH SCHOOL - CHAPIN HIGH SCHOOL					
Electricity	259,350	KWH	\$29,543.29	0.1139	99.93%
Water	0	CCF	\$21.83	0.0000	0.07%

Total Cost: \$29,565.12



Filters: Cost Center Name Not Equal To DoNotReport; Billing Period Equal To 200806

# elpaso

Energy CAP

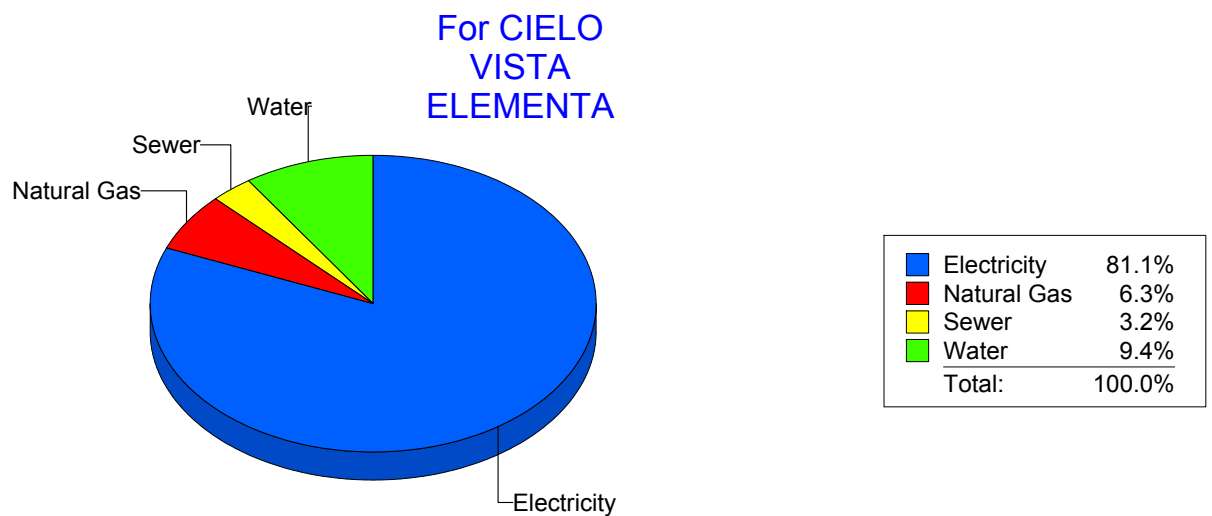
Cost Avoidance Program

## Cost Summary Graph

Grouped by Energy Type

Energy Type	Use	Units	Total Cost	Avg Unit Cost	% of Total Cost
Site: CIELO VISTA ELEMENTA - CIELO VISTA ELEMENTA					
Electricity	41,980	KWH	\$6,661.65	0.1587	81.05%
Natural Gas	392	CCF	\$518.93	1.3238	6.31%
Water	269	CCF	\$773.67	2.8761	9.41%
Sewer	100	CCF	\$264.61	2.6461	3.22%

**Total Cost:** \$8,218.86



*Filters: Cost Center Name Not Equal To DoNotReport; Billing Period Equal To 200806*

# elpaso

Energy CAP

Cost Avoidance Program

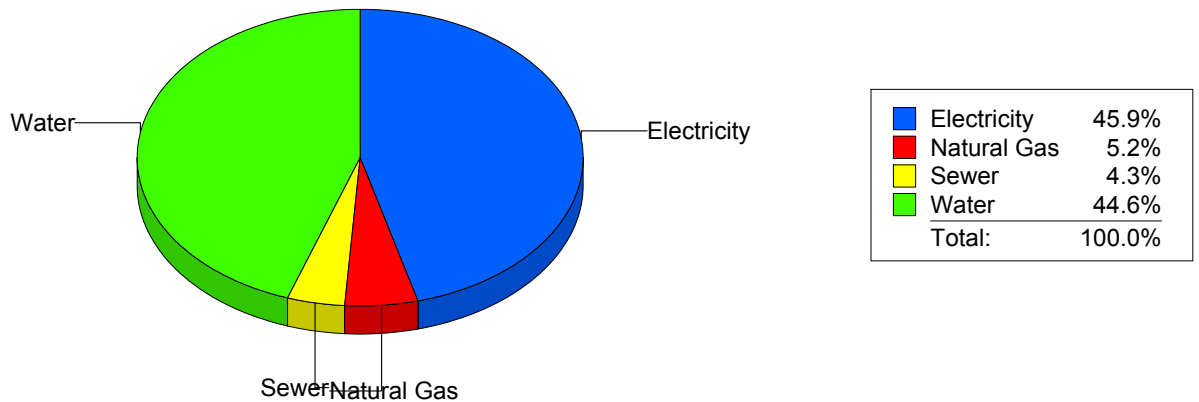
## Cost Summary Graph

Grouped by Energy Type

Energy Type	Use	Units	Total Cost	Avg Unit Cost	% of Total Cost
<b>Site: CLARDY ELEMENTARY SC - CLARDY ELEMENTARY SC</b>					
Electricity	17,683	KWH	\$3,445.06	0.1948	45.86%
Natural Gas	286	CCF	\$391.78	1.3699	5.22%
Water	801	CCF	\$3,349.51	4.1817	44.59%
Sewer	99	CCF	\$325.58	3.2887	4.33%

**Total Cost: \$7,511.93**

For CLARDY  
ELEMENTARY  
SC



*Filters: Cost Center Name Not Equal To DoNotReport; Billing Period Equal To 200806*

# elpaso

Energy CAP

Cost Avoidance Program

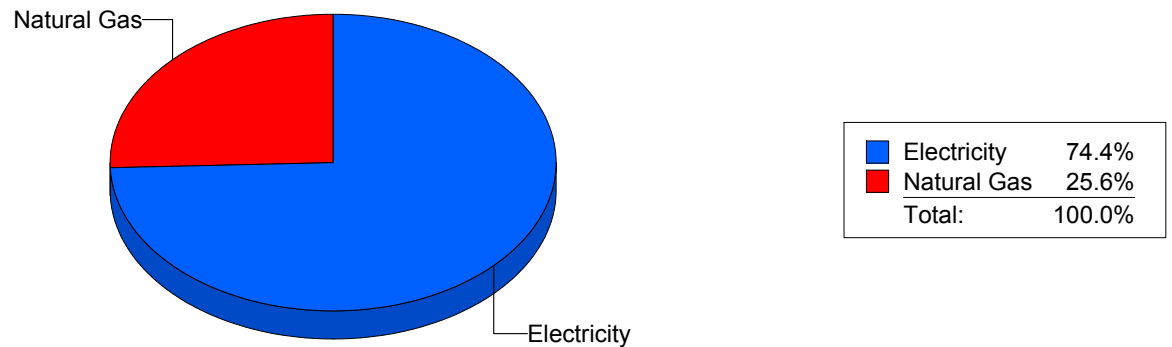
## Cost Summary Graph

Grouped by Energy Type

Energy Type	Use	Units	Total Cost	Avg Unit Cost	% of Total Cost
Site: CLENDININ - CLENDININ					
Electricity	71,000	KWH	\$9,272.93	0.1306	74.39%
Natural Gas	2,684	CCF	\$3,193.09	1.1897	25.61%

**Total Cost: \$12,466.02**

For CLENDININ



Filters: Cost Center Name Not Equal To DoNotReport; Billing Period Equal To 200806

# elpaso

Energy CAP

Cost Avoidance Program

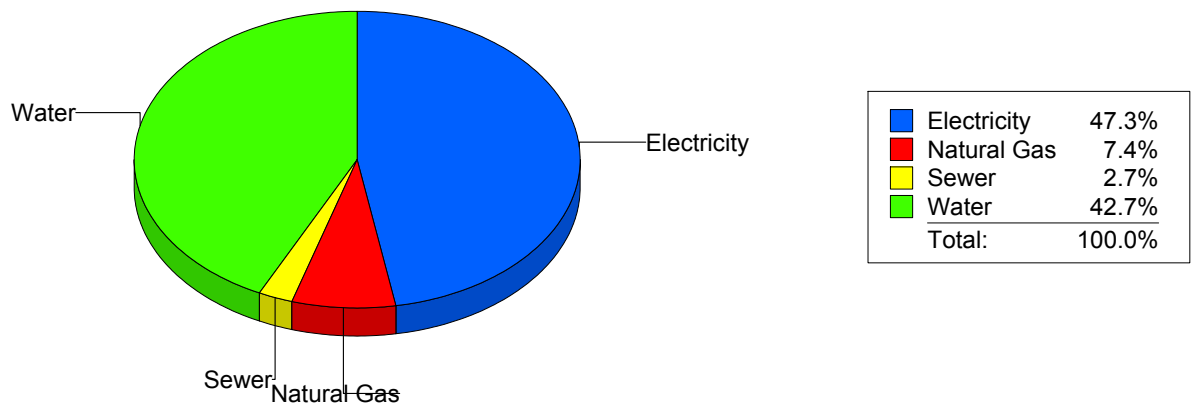
## Cost Summary Graph

Grouped by Energy Type

Energy Type	Use	Units	Total Cost	Avg Unit Cost	% of Total Cost
Site: COLDWELL INTERMEDIAT - COLDWELL INTERMEDIAT					
Electricity	27,678	KWH	\$3,472.08	0.1254	47.30%
Natural Gas	410	CCF	\$540.51	1.3183	7.36%
Water	708	CCF	\$3,132.02	4.4238	42.67%
Sewer	566	CCF	\$195.54	0.3455	2.66%

Total Cost: \$7,340.15

For  
COLDWELL  
INTERMEDIAT



Filters: Cost Center Name Not Equal To DoNotReport; Billing Period Equal To 200806



# el Paso

Energy CAP

Cost Avoidance Program

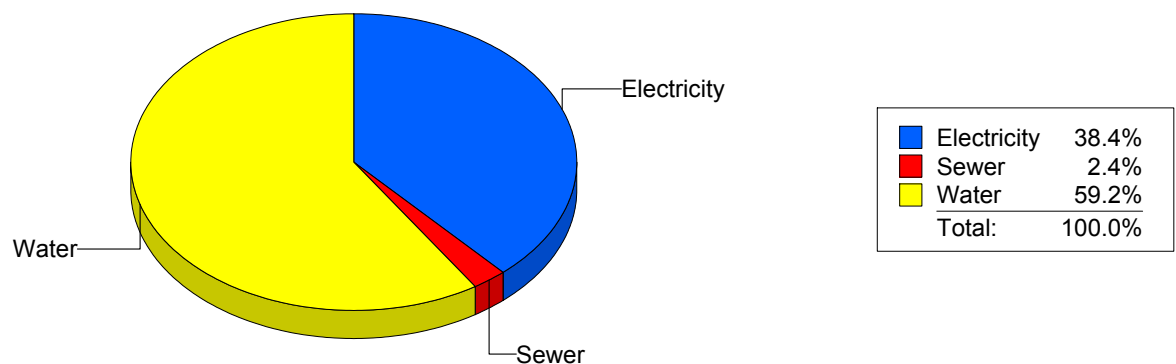
## Cost Summary Graph

Grouped by Energy Type

Energy Type	Use	Units	Total Cost	Avg Unit Cost	% of Total Cost
Site: COLLINS ELEMENTARY - COLLINS ELEMENTARY					
Electricity	42,980	KWH	\$6,273.28	0.1460	38.44%
Water	2,234	CCF	\$9,662.08	4.3250	59.21%
Sewer	194	CCF	\$383.99	1.9793	2.35%

Total Cost: \$16,319.35

For COLLINS  
ELEMENTARY



Filters: Cost Center Name Not Equal To DoNotReport; Billing Period Equal To 200806

# elpaso

Energy CAP

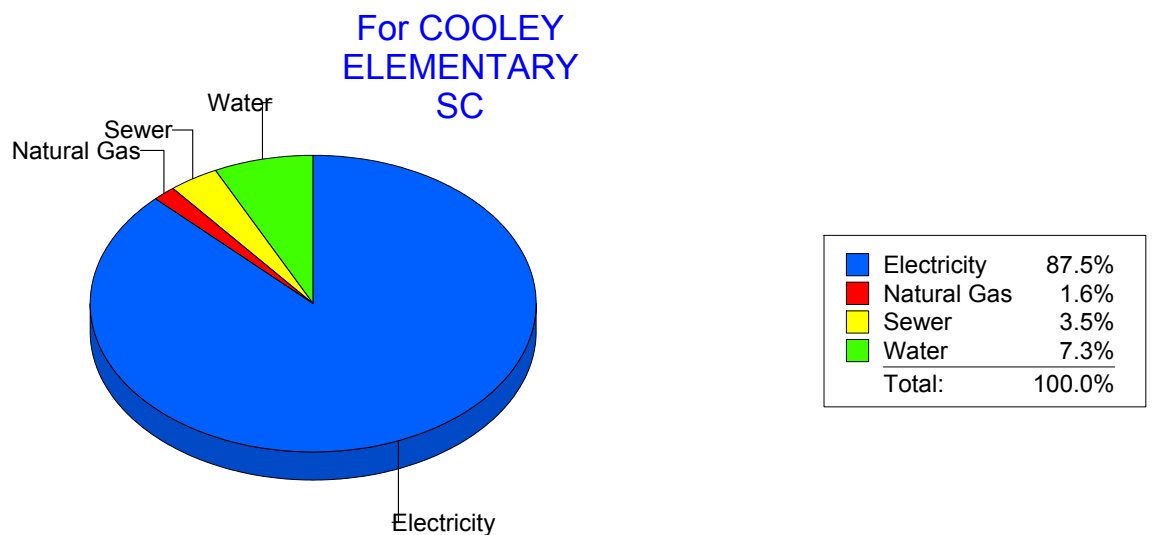
Cost Avoidance Program

## Cost Summary Graph

Grouped by Energy Type

Energy Type	Use	Units	Total Cost	Avg Unit Cost	% of Total Cost
Site: COOLEY ELEMENTARY SC - COOLEY ELEMENTARY SC					
Electricity	90,400	KWH	\$13,045.08	0.1443	87.51%
Natural Gas	189	CCF	\$245.35	1.2981	1.65%
Water	391	CCF	\$1,089.74	2.7871	7.31%
Sewer	170	CCF	\$527.47	3.1028	3.54%

**Total Cost:** \$14,907.64



*Filters: Cost Center Name Not Equal To DoNotReport; Billing Period Equal To 200806*

# elpaso

Energy CAP

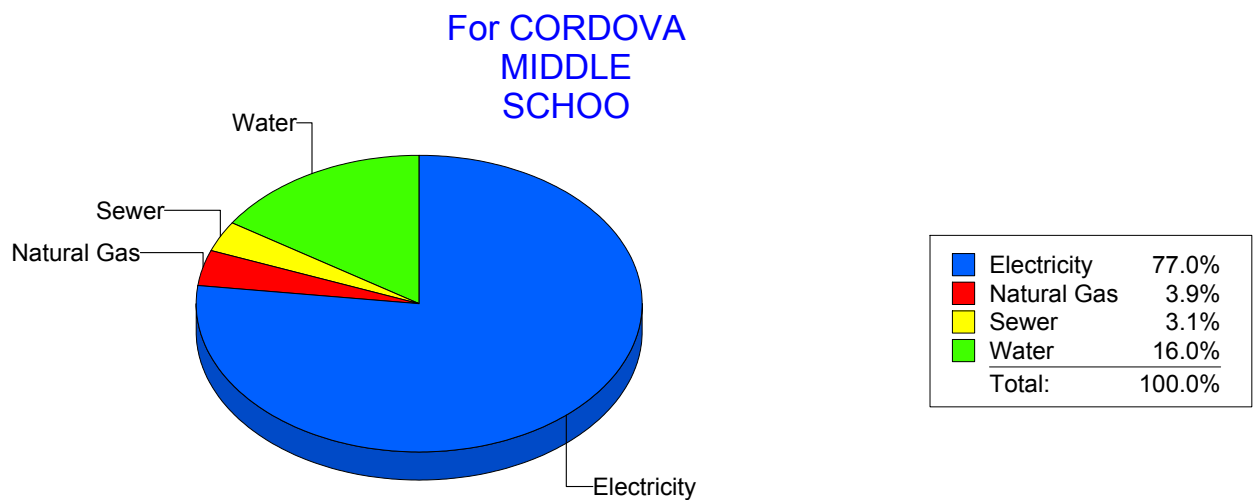
Cost Avoidance Program

## Cost Summary Graph

Grouped by Energy Type

Energy Type	Use	Units	Total Cost	Avg Unit Cost	% of Total Cost
Site: CORDOVA MIDDLE SCHOO - CORDOVA MIDDLE SCHOO					
Electricity	78,500	KWH	\$9,651.09	0.1229	77.03%
Natural Gas	390	CCF	\$486.42	1.2472	3.88%
Water	720	CCF	\$1,999.80	2.7775	15.96%
Sewer	141	CCF	\$391.02	2.7732	3.12%

Total Cost: \$12,528.33



Filters: Cost Center Name Not Equal To DoNotReport; Billing Period Equal To 200806

# elpaso

Energy CAP

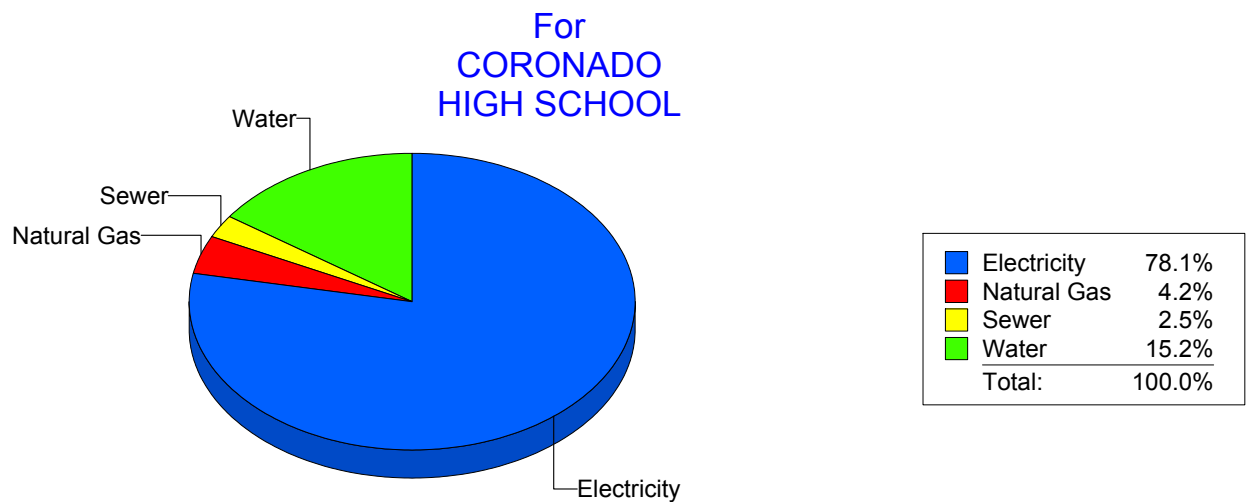
Cost Avoidance Program

## Cost Summary Graph

Grouped by Energy Type

Energy Type	Use	Units	Total Cost	Avg Unit Cost	% of Total Cost
Site: CORONADO HIGH SCHOOL - CORONADO HIGH SCHOOL					
Electricity	175,187	KWH	\$26,551.60	0.1516	78.10%
Natural Gas	1,148	CCF	\$1,439.77	1.2542	4.23%
Water	3,187	CCF	\$5,156.52	1.6180	15.17%
Sewer	446	CCF	\$850.72	1.9074	2.50%

Total Cost: \$33,998.61



Filters: Cost Center Name Not Equal To DoNotReport; Billing Period Equal To 200806

# elpaso

Energy CAP

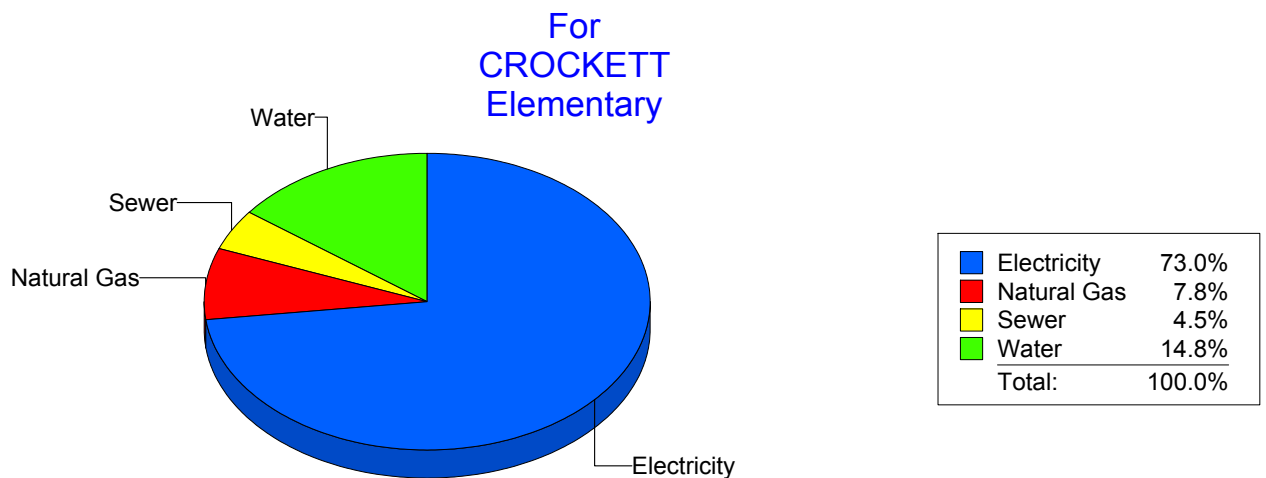
Cost Avoidance Program

## Cost Summary Graph

Grouped by Energy Type

Energy Type	Use	Units	Total Cost	Avg Unit Cost	% of Total Cost
Site: CROCKETT - CROCKETT Elementary					
Electricity	23,200	KWH	\$4,051.61	0.1746	72.96%
Natural Gas	344	CCF	\$431.26	1.2537	7.77%
Water	278	CCF	\$821.29	2.9543	14.79%
Sewer	98	CCF	\$248.94	2.5402	4.48%

Total Cost: \$5,553.10



Filters: Cost Center Name Not Equal To DoNotReport; Billing Period Equal To 200806

# elpaso

Energy CAP

Cost Avoidance Program

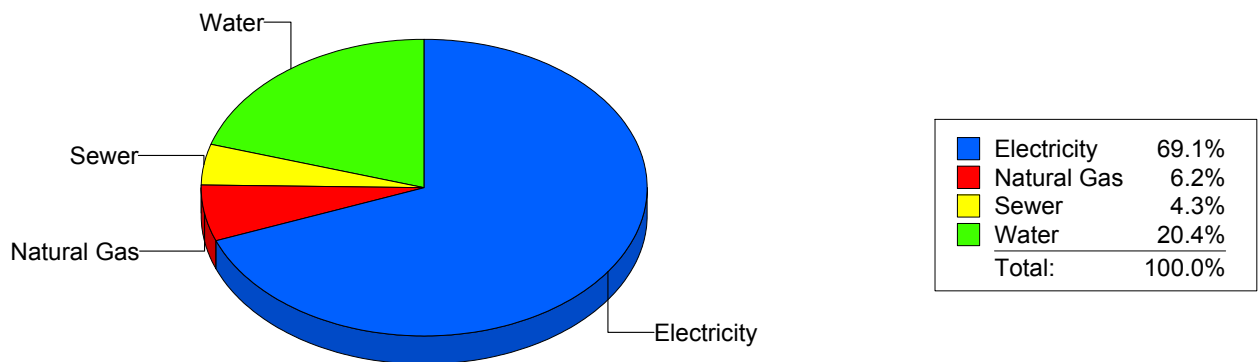
## Cost Summary Graph

Grouped by Energy Type

Energy Type	Use	Units	Total Cost	Avg Unit Cost	% of Total Cost
Site: CROSBY ELEMENTARY - CROSBY ELEMENTARY					
Electricity	19,913	KWH	\$3,986.59	0.2002	69.13%
Natural Gas	259	CCF	\$359.29	1.3872	6.23%
Water	361	CCF	\$1,175.42	3.2560	20.38%
Sewer	95	CCF	\$245.13	2.5803	4.25%

**Total Cost: \$5,766.43**

For CROSBY  
ELEMENTARY



Filters: Cost Center Name Not Equal To DoNotReport; Billing Period Equal To 200806

# elpaso

Energy CAP

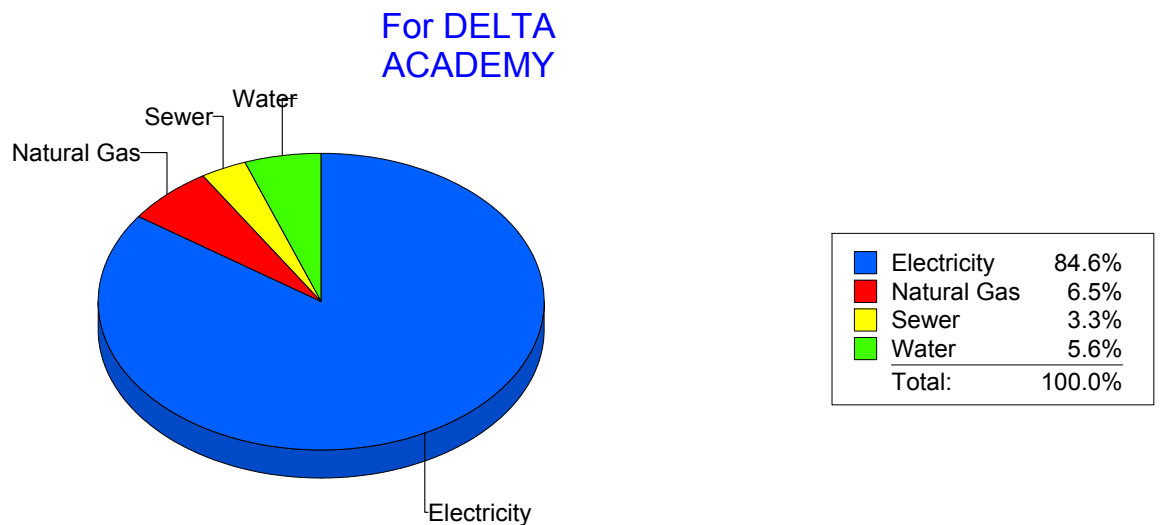
Cost Avoidance Program

## Cost Summary Graph

Grouped by Energy Type

Energy Type	Use	Units	Total Cost	Avg Unit Cost	% of Total Cost
Site: DELTA ACADEMY - DELTA ACADEMY					
Electricity	9,338	KWH	\$777.73	0.0833	84.60%
Natural Gas	20	CCF	\$59.80	2.9900	6.50%
Water	15	CCF	\$51.36	3.4240	5.59%
Sewer	11	CCF	\$30.42	2.7655	3.31%

**Total Cost:** \$919.31



Filters: Cost Center Name Not Equal To DoNotReport; Billing Period Equal To 200806

# elpaso

Energy CAP

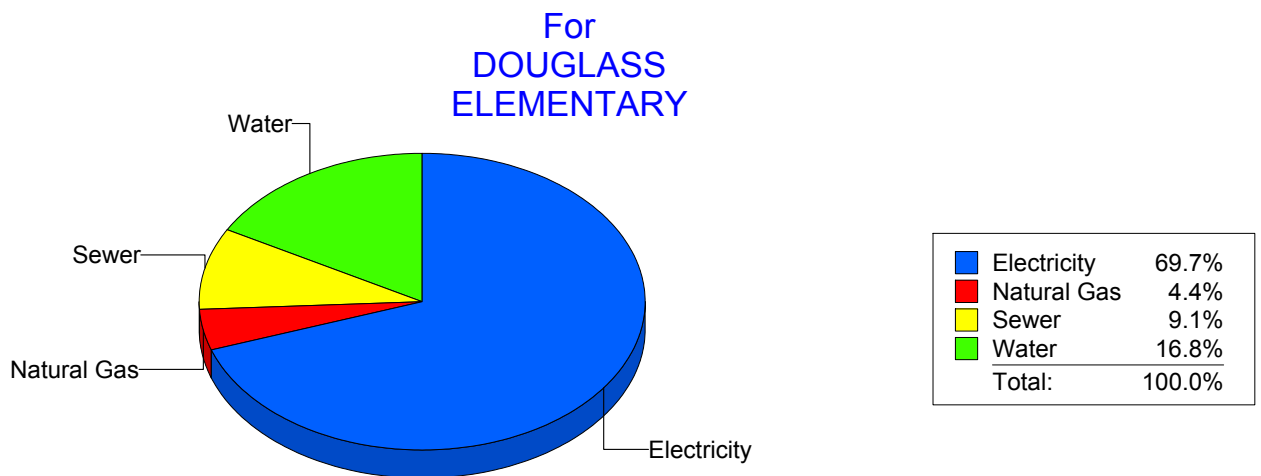
Cost Avoidance Program

## Cost Summary Graph

Grouped by Energy Type

Energy Type	Use	Units	Total Cost	Avg Unit Cost	% of Total Cost
Site: DOUGLASS ELEMENTARY - DOUGLASS ELEMENTARY					
Electricity	38,741	KWH	\$5,058.32	0.1306	69.72%
Natural Gas	226	CCF	\$317.89	1.4066	4.38%
Water	646	CCF	\$1,220.02	1.8886	16.81%
Sewer	384	CCF	\$659.36	1.7171	9.09%

**Total Cost:** \$7,255.59



*Filters: Cost Center Name Not Equal To DoNotReport; Billing Period Equal To 200806*



# elpaso

Energy CAP

Cost Avoidance Program

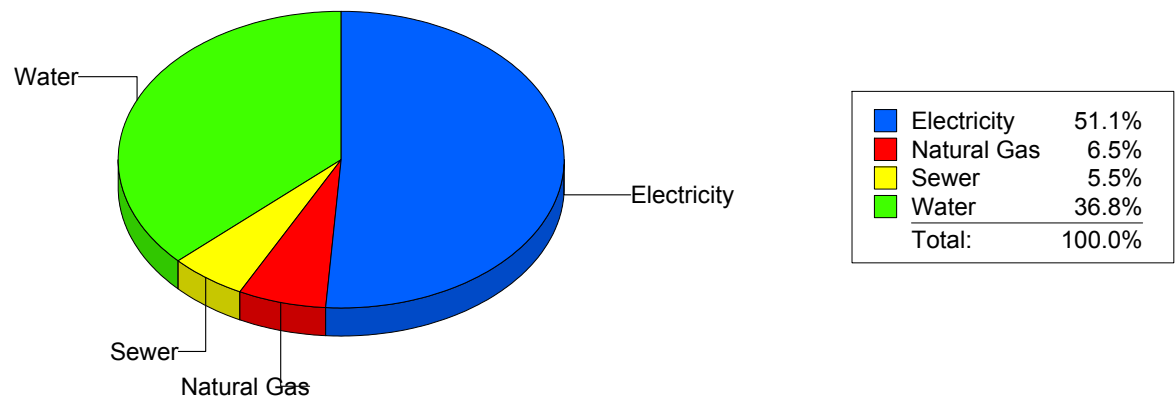
## Cost Summary Graph

Grouped by Energy Type

Energy Type	Use	Units	Total Cost	Avg Unit Cost	% of Total Cost
Site: DOWELL ELEMENTARY - DOWELL ELEMENTARY					
Electricity	19,520	KWH	\$2,939.81	0.1506	51.10%
Natural Gas	297	CCF	\$375.30	1.2636	6.52%
Water	1,159	CCF	\$2,118.69	1.8280	36.83%
Sewer	212	CCF	\$318.72	1.5034	5.54%

**Total Cost: \$5,752.52**

For DOWELL  
ELEMENTARY



*Filters: Cost Center Name Not Equal To DoNotReport; Billing Period Equal To 200806*

# elpaso

Energy CAP

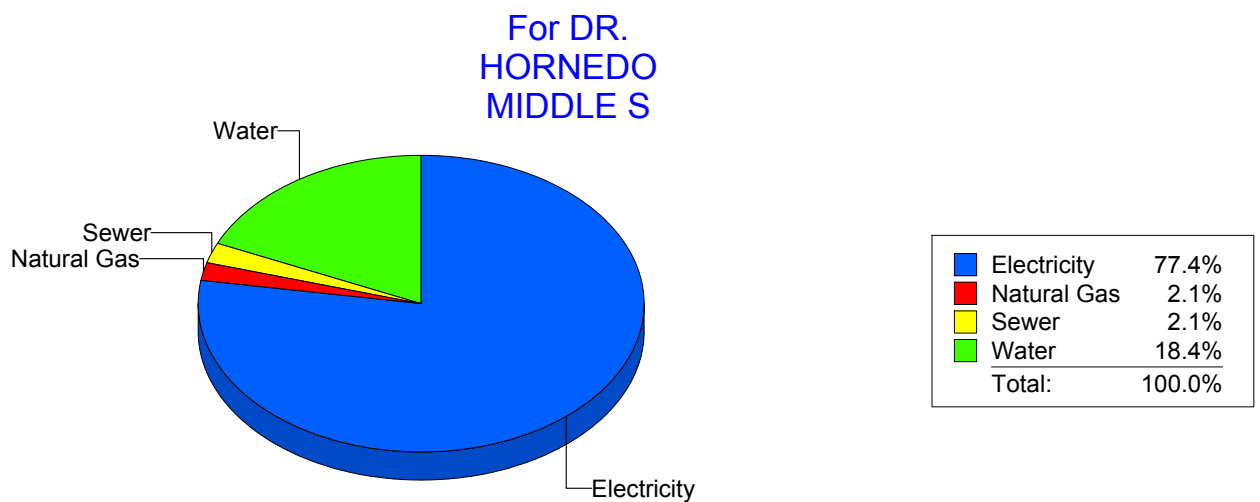
Cost Avoidance Program

## Cost Summary Graph

Grouped by Energy Type

Energy Type	Use	Units	Total Cost	Avg Unit Cost	% of Total Cost
Site: DR. HORNEDO MIDDLE S - DR. HORNEDO MIDDLE S					
Electricity	121,000	KWH	\$15,937.68	0.1317	77.45%
Natural Gas	343	CCF	\$430.04	1.2538	2.09%
Water	3,578	CCF	\$3,780.54	1.0566	18.37%
Sewer	172	CCF	\$430.39	2.5023	2.09%

**Total Cost:** \$20,578.65



*Filters: Cost Center Name Not Equal To DoNotReport; Billing Period Equal To 200806*

# el paso

Energy CAP

Cost Avoidance Program

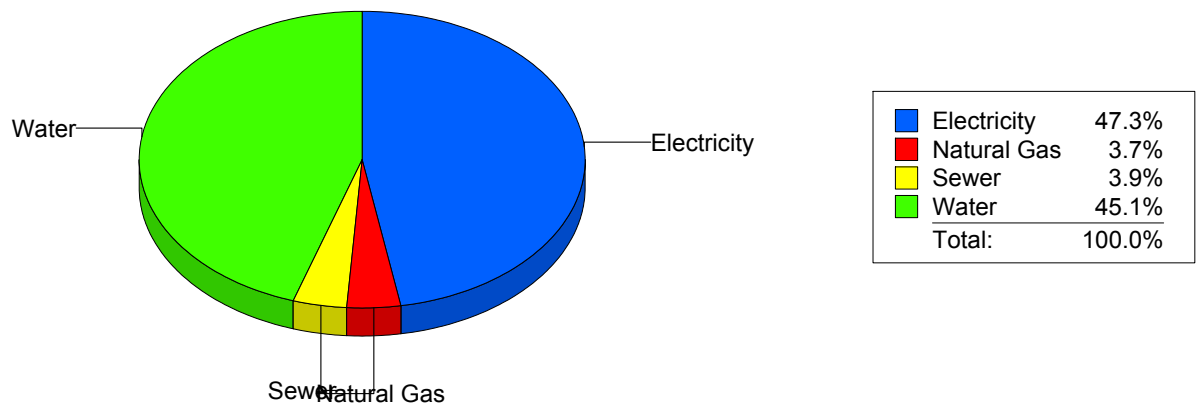
## Cost Summary Graph

Grouped by Energy Type

Energy Type	Use	Units	Total Cost	Avg Unit Cost	% of Total Cost
Site: DR. L.A. NIXON ELEME - DR. L.A. NIXON ELEME					
Electricity	44,840	KWH	\$6,009.56	0.1340	47.29%
Natural Gas	356	CCF	\$475.74	1.3363	3.74%
Water	1,417	CCF	\$5,731.72	4.0450	45.10%
Sewer	190	CCF	\$490.63	2.5823	3.86%

**Total Cost:** \$12,707.65

For DR. L.A.  
NIXON ELEME



*Filters: Cost Center Name Not Equal To DoNotReport; Billing Period Equal To 200806*

# elpaso

Energy CAP

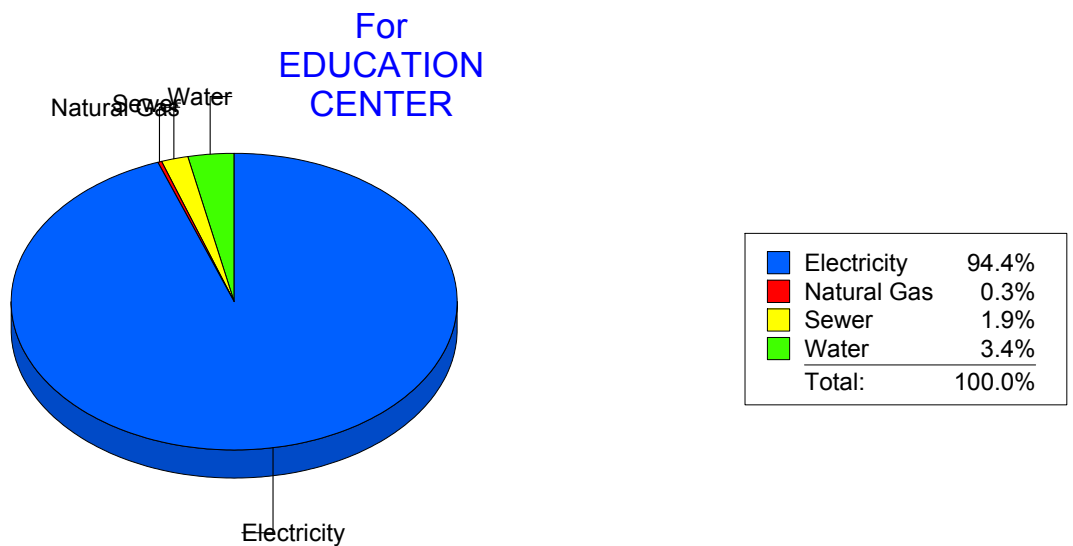
Cost Avoidance Program

## Cost Summary Graph

Grouped by Energy Type

Energy Type	Use	Units	Total Cost	Avg Unit Cost	% of Total Cost
<b>Site: EDUCATION CENTER - EDUCATION CENTER</b>					
Electricity	371,343	KWH	\$37,470.67	0.1009	94.42%
Natural Gas	73	CCF	\$109.32	1.4975	0.28%
Water	536	CCF	\$1,358.76	2.5350	3.42%
Sewer	294	CCF	\$747.19	2.5415	1.88%

**Total Cost: \$39,685.94**



*Filters: Cost Center Name Not Equal To DoNotReport; Billing Period Equal To 200806*

# elpaso

Energy CAP

Cost Avoidance Program

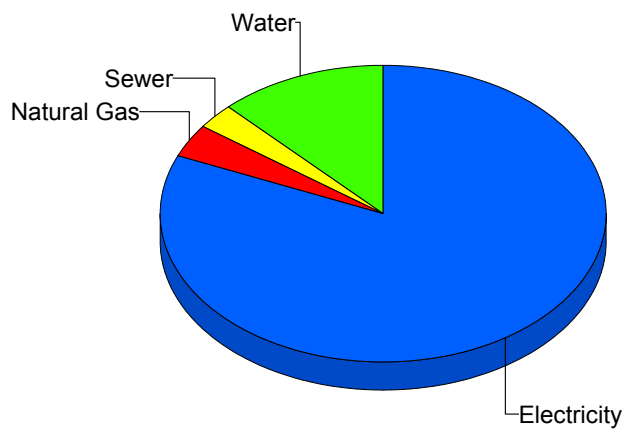
## Cost Summary Graph

Grouped by Energy Type

Energy Type	Use	Units	Total Cost	Avg Unit Cost	% of Total Cost
Site: EL PASO HIGH SCHOOL - EL PASO HIGH SCHOOL					
Electricity	117,550	KWH	\$21,912.27	0.1864	81.52%
Natural Gas	651	CCF	\$920.71	1.4143	3.43%
Water	1,254	CCF	\$3,265.79	2.6043	12.15%
Sewer	340	CCF	\$781.36	2.2981	2.91%

Total Cost: \$26,880.13

For EL PASO  
HIGH SCHOOL



Electricity	81.5%
Natural Gas	3.4%
Sewer	2.9%
Water	12.1%
Total:	100.0%

Filters: Cost Center Name Not Equal To DoNotReport; Billing Period Equal To 200806

# el Paso

Energy CAP

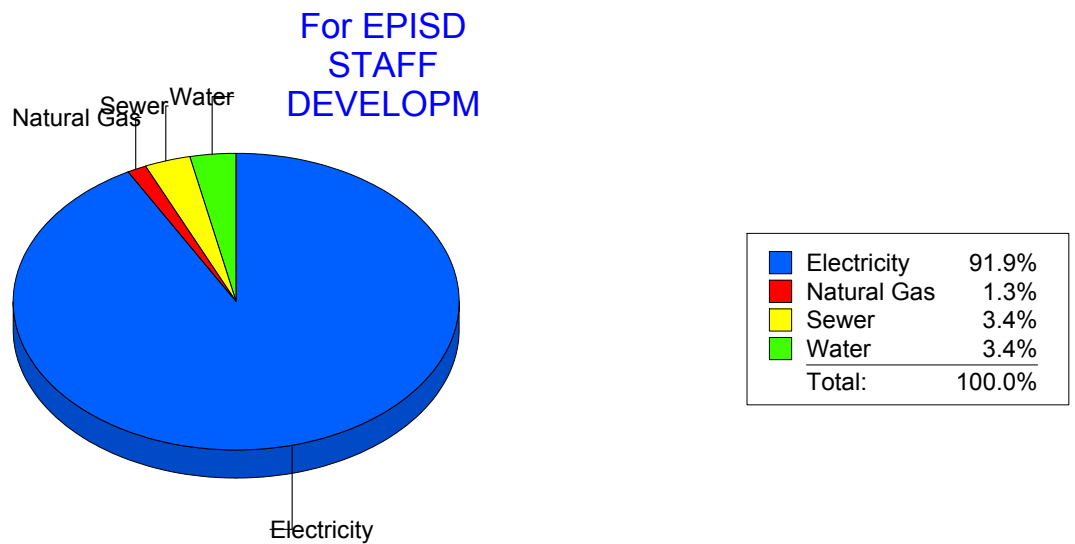
Cost Avoidance Program

## Cost Summary Graph

Grouped by Energy Type

Energy Type	Use	Units	Total Cost	Avg Unit Cost	% of Total Cost
Site: EPISD STAFF DEVELOPM - EPISD STAFF DEVELOPM					
Electricity	31,240	KWH	\$3,319.49	0.1063	91.92%
Natural Gas	15	CCF	\$46.38	3.0920	1.28%
Water	41	CCF	\$123.59	3.0144	3.42%
Sewer	57	CCF	\$121.87	2.1381	3.37%

Total Cost: \$3,611.33



Filters: Cost Center Name Not Equal To DoNotReport; Billing Period Equal To 200806

# elpaso

Energy CAP

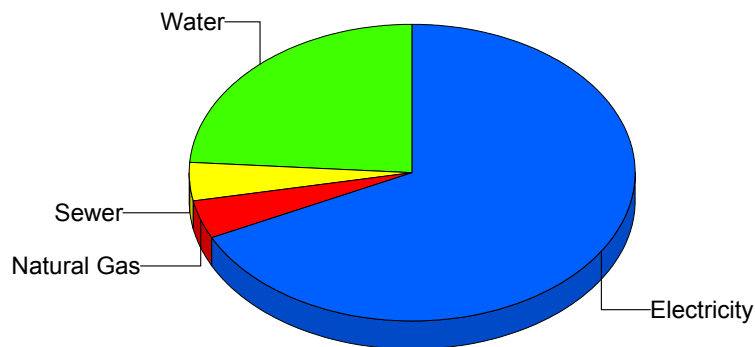
Cost Avoidance Program

## Cost Summary Graph

Grouped by Energy Type

Energy Type	Use	Units	Total Cost	Avg Unit Cost	% of Total Cost
Site: FANNIN ELEMENTARY - FANNIN ELEMENTARY					
Electricity	27,765	KWH	\$5,508.37	0.1984	67.73%
Natural Gas	225	CCF	\$346.91	1.5418	4.27%
Water	814	CCF	\$1,942.58	2.3865	23.89%
Sewer	106	CCF	\$334.47	3.1554	4.11%
Total Cost:			\$8,132.33		

For FANNIN  
ELEMENTARY



Electricity	67.7%
Natural Gas	4.3%
Sewer	4.1%
Water	23.9%
Total:	100.0%

Filters: Cost Center Name Not Equal To DoNotReport; Billing Period Equal To 200806

# el Paso

Energy CAP

Cost Avoidance Program

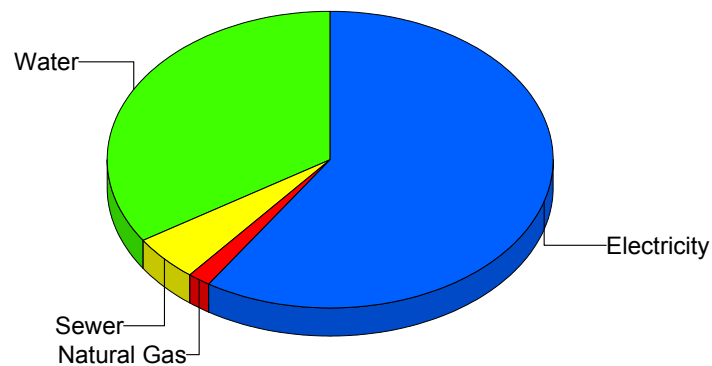
## Cost Summary Graph

Grouped by Energy Type

Energy Type	Use	Units	Total Cost	Avg Unit Cost	% of Total Cost
Site: FINE ARTS/MULTIMEDIA - FINE ARTS/MULTIMEDIA					
Electricity	10,087	KWH	\$1,484.52	0.1472	59.03%
Natural Gas	17	CCF	\$48.55	2.8559	1.93%
Water	232	CCF	\$862.47	3.7175	34.29%
Sewer	96	CCF	\$119.39	1.2436	4.75%

**Total Cost: \$2,514.93**

For FINE  
ARTS/MULTIMEDIA



Filters: Cost Center Name Not Equal To DoNotReport; Billing Period Equal To 200806



# elpaso

Energy CAP

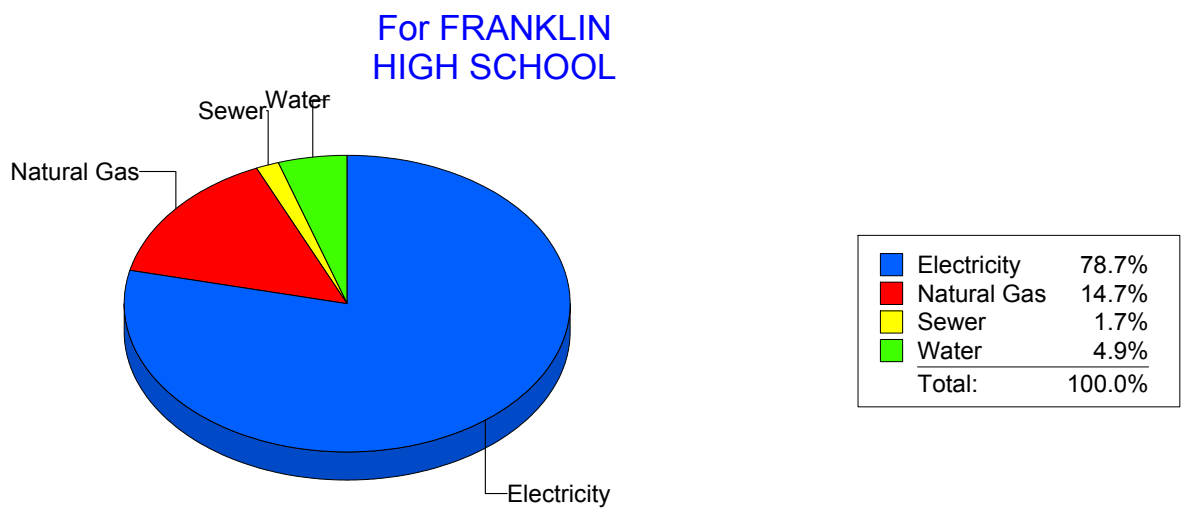
Cost Avoidance Program

## Cost Summary Graph

Grouped by Energy Type

Energy Type	Use	Units	Total Cost	Avg Unit Cost	% of Total Cost
Site: FRANKLIN HIGH SCHOOL - FRANKLIN HIGH SCHOOL					
Electricity	300,200	KWH	\$34,724.22	0.1157	78.71%
Natural Gas	5,473	CCF	\$6,484.73	1.1849	14.70%
Water	962	CCF	\$2,178.54	2.2646	4.94%
Sewer	407	CCF	\$728.84	1.7908	1.65%

Total Cost: \$44,116.33



Filters: Cost Center Name Not Equal To DoNotReport; Billing Period Equal To 200806

# elpaso

Energy CAP

Cost Avoidance Program

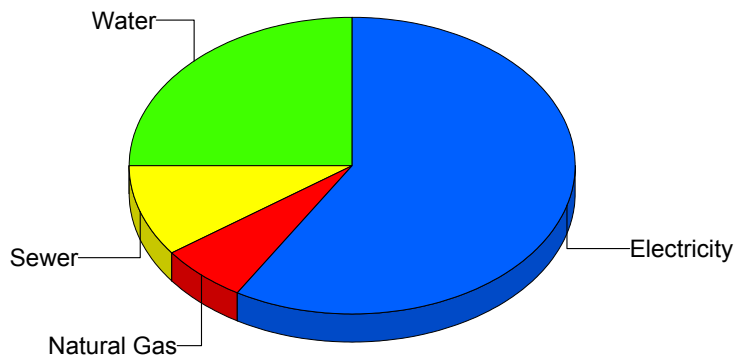
## Cost Summary Graph

Grouped by Energy Type

Energy Type	Use	Units	Total Cost	Avg Unit Cost	% of Total Cost
Site: GREEN ELEMENTARY SCH - GREEN ELEMENTARY SCH					
Electricity	20,700	KWH	\$3,275.56	0.1582	58.58%
Natural Gas	260	CCF	\$360.61	1.3870	6.45%
Water	539	CCF	\$1,401.62	2.6004	25.07%
Sewer	220	CCF	\$553.59	2.5163	9.90%

Total Cost: \$5,591.38

For GREEN  
ELEMENTARY  
SCH



Electricity	58.6%
Natural Gas	6.4%
Sewer	9.9%
Water	25.1%
Total:	100.0%

Filters: Cost Center Name Not Equal To DoNotReport; Billing Period Equal To 200806

# elpaso

Energy CAP

Cost Avoidance Program

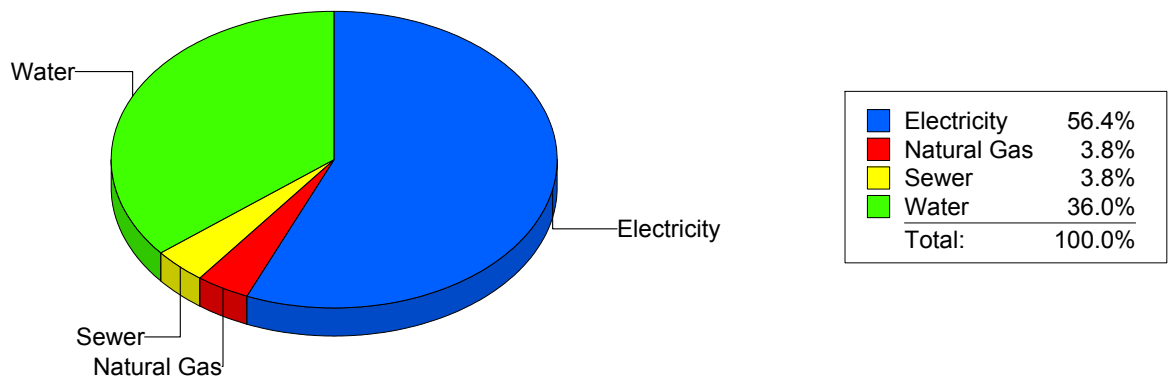
## Cost Summary Graph

Grouped by Energy Type

Energy Type	Use	Units	Total Cost	Avg Unit Cost	% of Total Cost
Site: GUILLEN MIDDLE SCHOO - GUILLEN MIDDLE SCHOO					
Electricity	69,478	KWH	\$9,126.63	0.1314	56.40%
Natural Gas	473	CCF	\$616.06	1.3025	3.81%
Water	1,995	CCF	\$5,817.47	2.9160	35.95%
Sewer	332	CCF	\$621.49	1.8720	3.84%

**Total Cost:** \$16,181.65

For GUILLEN  
MIDDLE  
SCHOO



*Filters: Cost Center Name Not Equal To DoNotReport; Billing Period Equal To 200806*

# elpaso

Energy CAP

Cost Avoidance Program

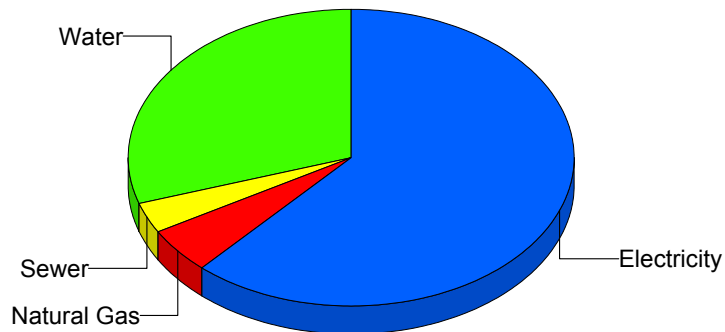
## Cost Summary Graph

Grouped by Energy Type

Energy Type	Use	Units	Total Cost	Avg Unit Cost	% of Total Cost
Site: H.E. CHARLES MIDDLE - H.E. CHARLES MIDDLE					
Electricity	59,200	KWH	\$8,896.82	0.1503	61.54%
Natural Gas	620	CCF	\$759.82	1.2255	5.26%
Water	1,157	CCF	\$4,328.16	3.7408	29.94%
Sewer	204	CCF	\$471.03	2.3090	3.26%

**Total Cost: \$14,455.83**

For H.E.  
CHARLES  
MIDDLE



Electricity	61.5%
Natural Gas	5.3%
Sewer	3.3%
Water	29.9%
Total:	100.0%

*Filters: Cost Center Name Not Equal To DoNotReport; Billing Period Equal To 200806*

# elpaso

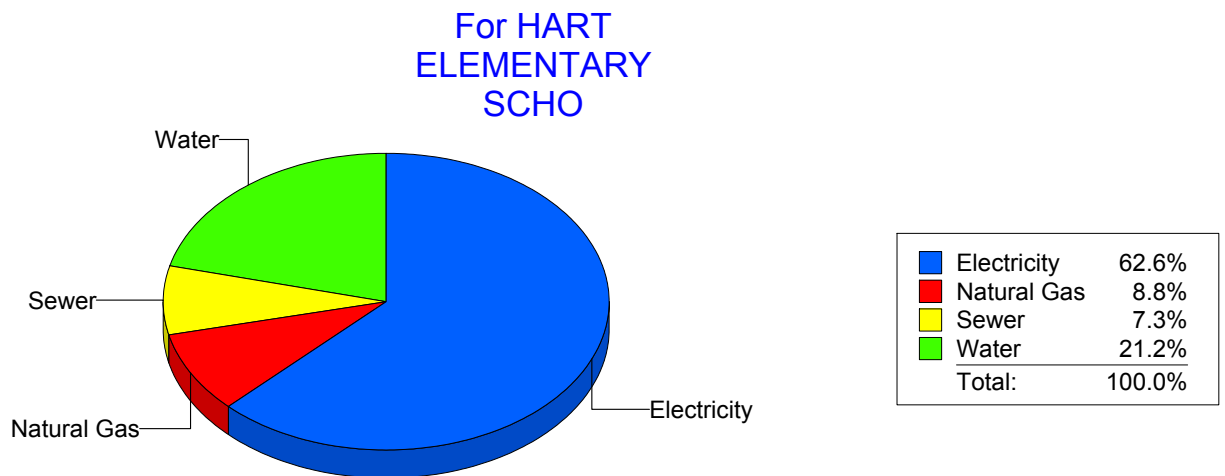
Energy CAP

Cost Avoidance Program

## Cost Summary Graph

Grouped by Energy Type

Energy Type	Use	Units	Total Cost	Avg Unit Cost	% of Total Cost
<b>Site: HART ELEMENTARY SCHO - HART ELEMENTARY SCHO</b>					
Electricity	18,972	KWH	\$3,290.63	0.1734	62.62%
Natural Gas	372	CCF	\$464.83	1.2495	8.85%
Water	466	CCF	\$1,115.79	2.3944	21.23%
Sewer	189	CCF	\$383.94	2.0314	7.31%
<b>Total Cost:</b>			<b>\$5,255.19</b>		



*Filters: Cost Center Name Not Equal To DoNotReport; Billing Period Equal To 200806*

# elpaso

Energy CAP

Cost Avoidance Program

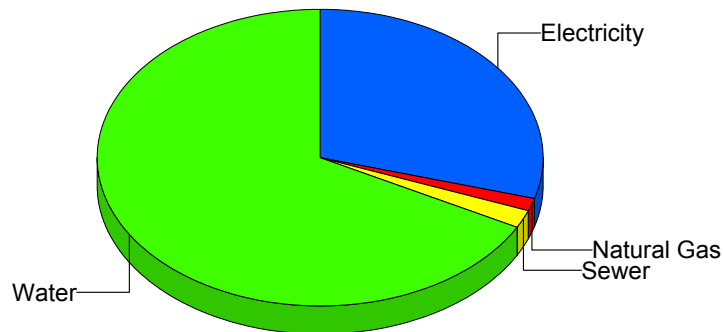
## Cost Summary Graph

Grouped by Energy Type

Energy Type	Use	Units	Total Cost	Avg Unit Cost	% of Total Cost
Site: HAWKINS ELEMENTARY S - HAWKINS ELEMENTARY S					
Electricity	18,838	KWH	\$2,739.24	0.1454	29.35%
Natural Gas	91	CCF	\$128.85	1.4159	1.38%
Water	1,320	CCF	\$6,279.21	4.7570	67.29%
Sewer	47	CCF	\$184.17	3.9185	1.97%

**Total Cost: \$9,331.47**

For HAWKINS  
ELEMENTARY  
S



Electricity	29.4%
Natural Gas	1.4%
Sewer	2.0%
Water	67.3%
Total:	100.0%

*Filters: Cost Center Name Not Equal To DoNotReport; Billing Period Equal To 200806*

# elpaso

Energy CAP

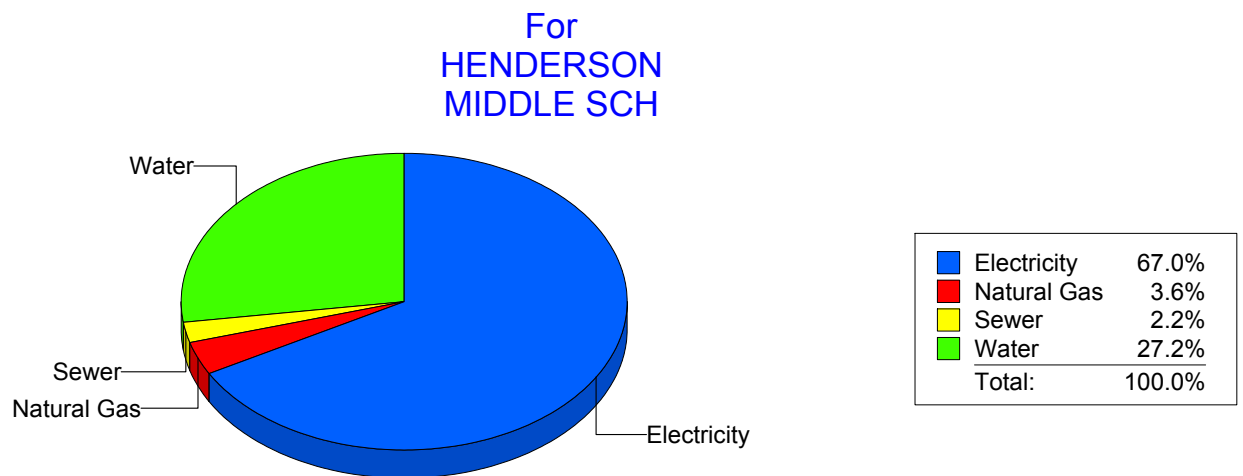
Cost Avoidance Program

## Cost Summary Graph

Grouped by Energy Type

Energy Type	Use	Units	Total Cost	Avg Unit Cost	% of Total Cost
Site: HENDERSON MIDDLE SCH - HENDERSON MIDDLE SCH					
Electricity	45,668	KWH	\$7,012.79	0.1536	66.97%
Natural Gas	302	CCF	\$380.88	1.2612	3.64%
Water	1,141	CCF	\$2,843.58	2.4922	27.15%
Sewer	136	CCF	\$234.96	1.7276	2.24%

**Total Cost: \$10,472.21**



*Filters: Cost Center Name Not Equal To DoNotReport; Billing Period Equal To 200806*

# elpaso

Energy CAP

Cost Avoidance Program

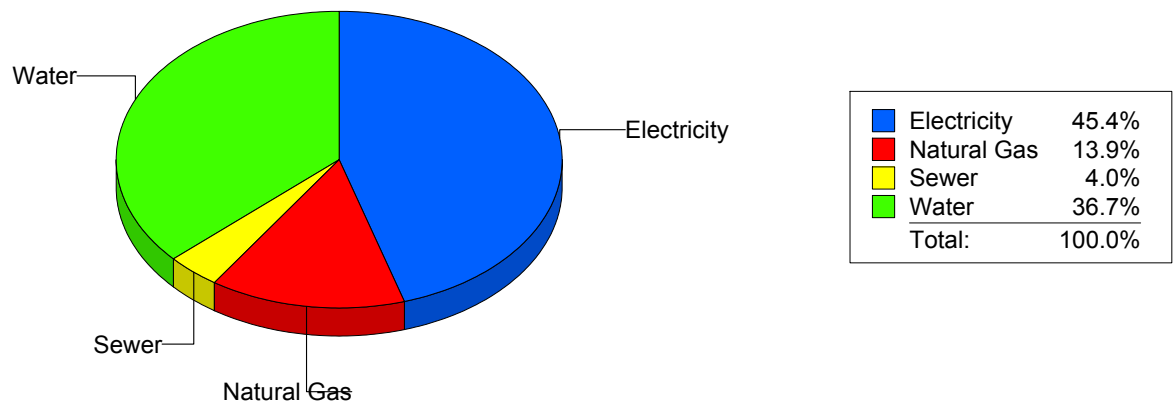
## Cost Summary Graph

Grouped by Energy Type

Energy Type	Use	Units	Total Cost	Avg Unit Cost	% of Total Cost
Site: HERCULES COTTAGES - HERCULES COTTAGES					
Electricity	2,626	KWH	\$489.53	0.1864	45.36%
Natural Gas	0	CCF	\$150.50	0.0000	13.95%
Water	91	CCF	\$396.07	4.3524	36.70%
Sewer	10	CCF	\$43.03	4.3030	3.99%

**Total Cost: \$1,079.13**

For HERCULES  
COTTAGES



*Filters: Cost Center Name Not Equal To DoNotReport; Billing Period Equal To 200806*



# elpaso

Energy CAP

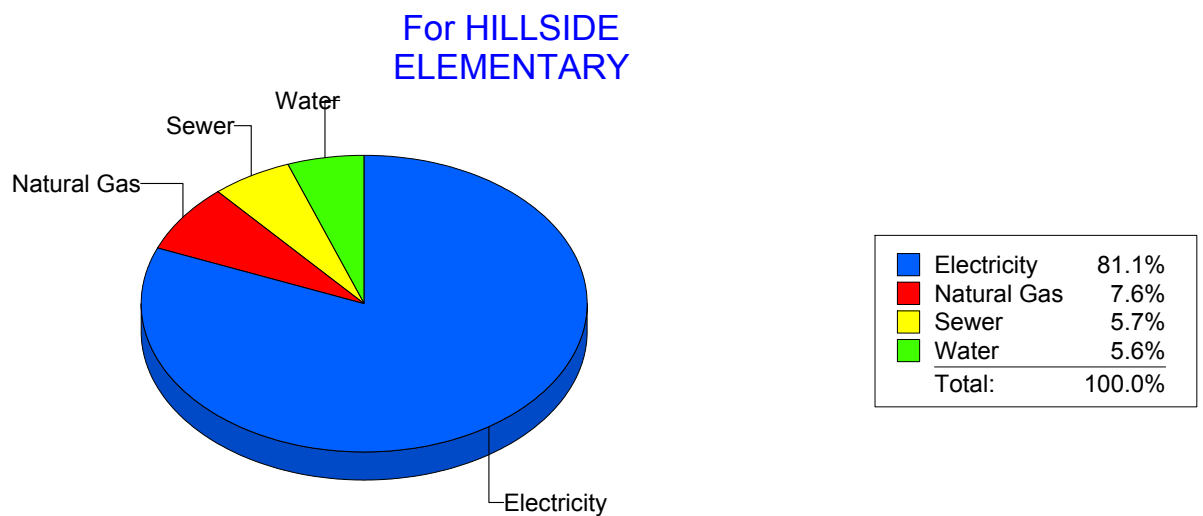
Cost Avoidance Program

## Cost Summary Graph

Grouped by Energy Type

Energy Type	Use	Units	Total Cost	Avg Unit Cost	% of Total Cost
<b>Site: HILLSIDE ELEMENTARY - HILLSIDE ELEMENTARY</b>					
Electricity	37,379	KWH	\$5,858.93	0.1567	81.08%
Natural Gas	381	CCF	\$552.17	1.4493	7.64%
Water	145	CCF	\$405.87	2.7991	5.62%
Sewer	198	CCF	\$409.40	2.0677	5.67%

**Total Cost: \$7,226.37**



*Filters: Cost Center Name Not Equal To DoNotReport; Billing Period Equal To 200806*

# elpaso

Energy CAP

Cost Avoidance Program

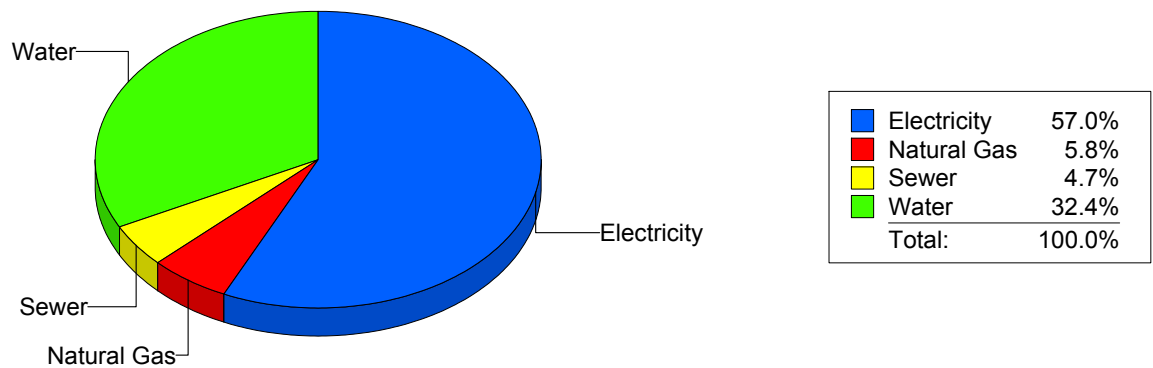
## Cost Summary Graph

Grouped by Energy Type

Energy Type	Use	Units	Total Cost	Avg Unit Cost	% of Total Cost
Site: HOUSTON INTERMEDIATE - HOUSTON INTERMEDIATE					
Electricity	21,361	KWH	\$3,297.87	0.1544	57.00%
Natural Gas	219	CCF	\$337.43	1.5408	5.83%
Water	423	CCF	\$1,875.73	4.4343	32.42%
Sewer	51	CCF	\$274.73	5.3869	4.75%

**Total Cost:** \$5,785.76

For HOUSTON  
INTERMEDIATE



*Filters: Cost Center Name Not Equal To DoNotReport; Billing Period Equal To 200806*

# elpaso

Energy CAP

Cost Avoidance Program

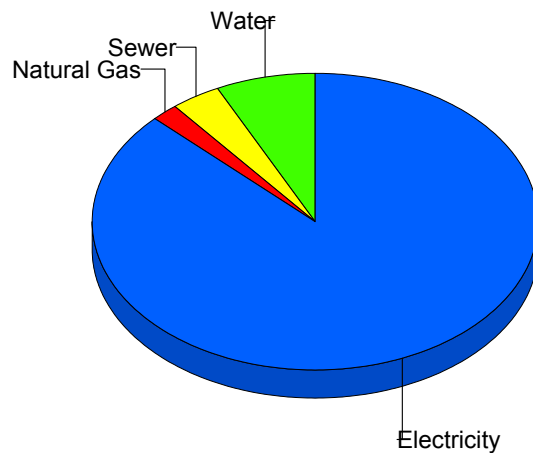
## Cost Summary Graph

Grouped by Energy Type

Energy Type	Use	Units	Total Cost	Avg Unit Cost	% of Total Cost
Site: MOYE - HR Moye					
Electricity	49,560	KWH	\$8,029.43	0.1620	87.20%
Natural Gas	144	CCF	\$191.39	1.3291	2.08%
Water	137	CCF	\$664.69	4.8518	7.22%
Sewer	87	CCF	\$322.44	3.7062	3.50%

**Total Cost:** \$9,207.95

For HR Moye



Electricity	87.2%
Natural Gas	2.1%
Sewer	3.5%
Water	7.2%
Total:	100.0%

Filters: Cost Center Name Not Equal To DoNotReport; Billing Period Equal To 200806

# elpaso

Energy CAP

Cost Avoidance Program

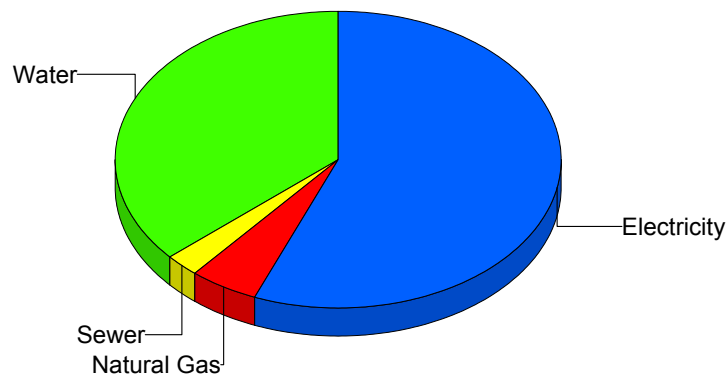
## Cost Summary Graph

Grouped by Energy Type

Energy Type	Use	Units	Total Cost	Avg Unit Cost	% of Total Cost
Site: HUGHEY ELEMENTARY SC - HUGHEY ELEMENTARY SC					
Electricity	21,840	KWH	\$4,134.90	0.1893	56.02%
Natural Gas	300	CCF	\$378.48	1.2616	5.13%
Water	679	CCF	\$2,687.85	3.9585	36.41%
Sewer	93	CCF	\$180.35	1.9392	2.44%

**Total Cost:** \$7,381.58

For HUGHEY  
ELEMENTARY  
SC



*Filters: Cost Center Name Not Equal To DoNotReport; Billing Period Equal To 200806*

# el Paso

Energy CAP

Cost Avoidance Program

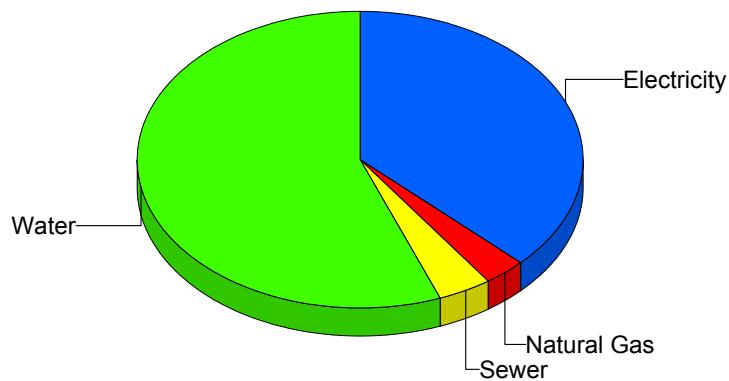
## Cost Summary Graph

Grouped by Energy Type

Energy Type	Use	Units	Total Cost	Avg Unit Cost	% of Total Cost
Site: IRVIN HIGH SCHOOL - IRVIN HIGH SCHOOL					
Electricity	88,981	KWH	\$13,109.66	0.1473	37.29%
Natural Gas	822	CCF	\$1,027.30	1.2498	2.92%
Water	5,466	CCF	\$19,656.21	3.5961	55.91%
Sewer	967	CCF	\$1,365.70	1.4123	3.88%

**Total Cost:** \$35,158.87

For IRVIN HIGH  
SCHOOL



Electricity	37.3%
Natural Gas	2.9%
Sewer	3.9%
Water	55.9%
Total:	100.0%

Filters: Cost Center Name Not Equal To DoNotReport; Billing Period Equal To 200806

# elpaso

Energy CAP

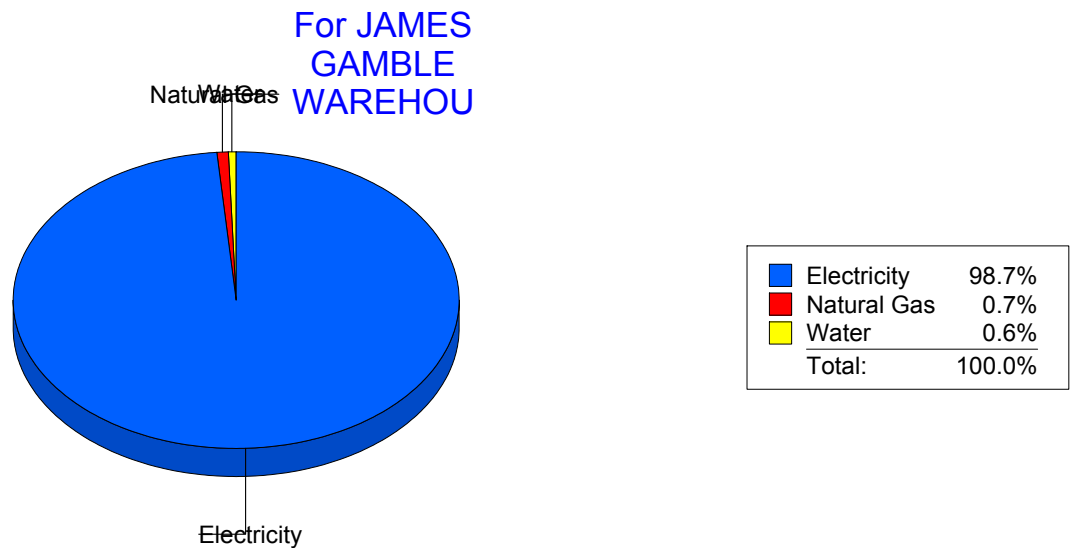
Cost Avoidance Program

## Cost Summary Graph

Grouped by Energy Type

Energy Type	Use	Units	Total Cost	Avg Unit Cost	% of Total Cost
<b>Site: JAMES GAMBLE WAREHOU - JAMES GAMBLE WAREHOU</b>					
Electricity	45,500	KWH	\$5,838.10	0.1283	98.65%
Natural Gas	12	CCF	\$43.43	3.6192	0.73%
Water	0	CCF	\$36.36	0.0000	0.61%

**Total Cost: \$5,917.89**



*Filters: Cost Center Name Not Equal To DoNotReport; Billing Period Equal To 200806*

**elpaso**

Energy CAP

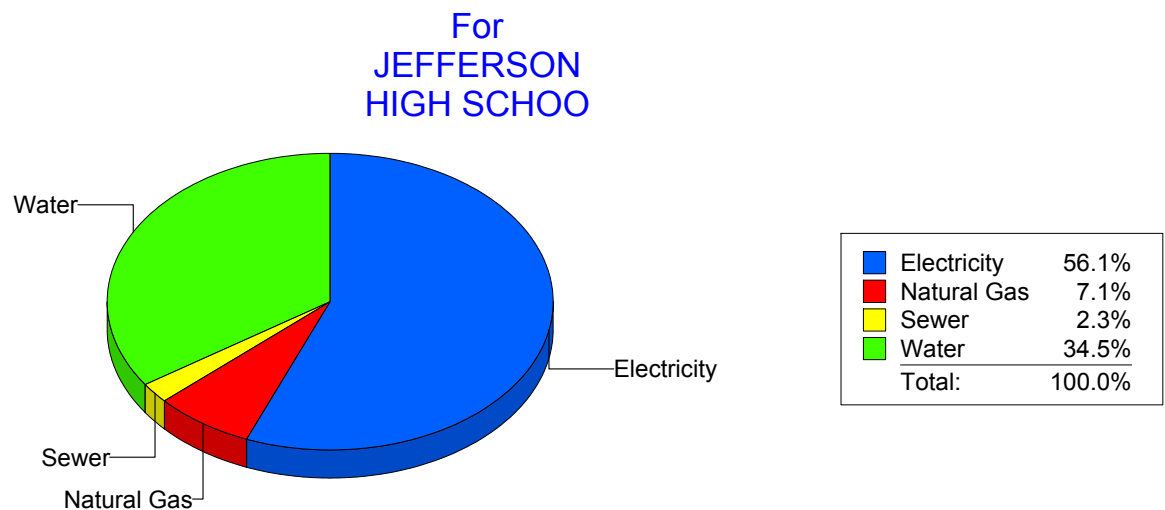
Cost Avoidance Program

**Cost Summary Graph**

Grouped by Energy Type

Energy Type	Use	Units	Total Cost	Avg Unit Cost	% of Total Cost
Site: JEFFERSON HIGH SCHOO - JEFFERSON HIGH SCHOO					
Electricity	125,002	KWH	\$15,853.94	0.1268	56.09%
Natural Gas	1,533	CCF	\$2,015.76	1.3149	7.13%
Water	2,302	CCF	\$9,738.69	4.2305	34.46%
Sewer	245	CCF	\$655.70	2.6763	2.32%

**Total Cost: \$28,264.09**



*Filters: Cost Center Name Not Equal To DoNotReport; Billing Period Equal To 200806*

# elpaso

Energy CAP

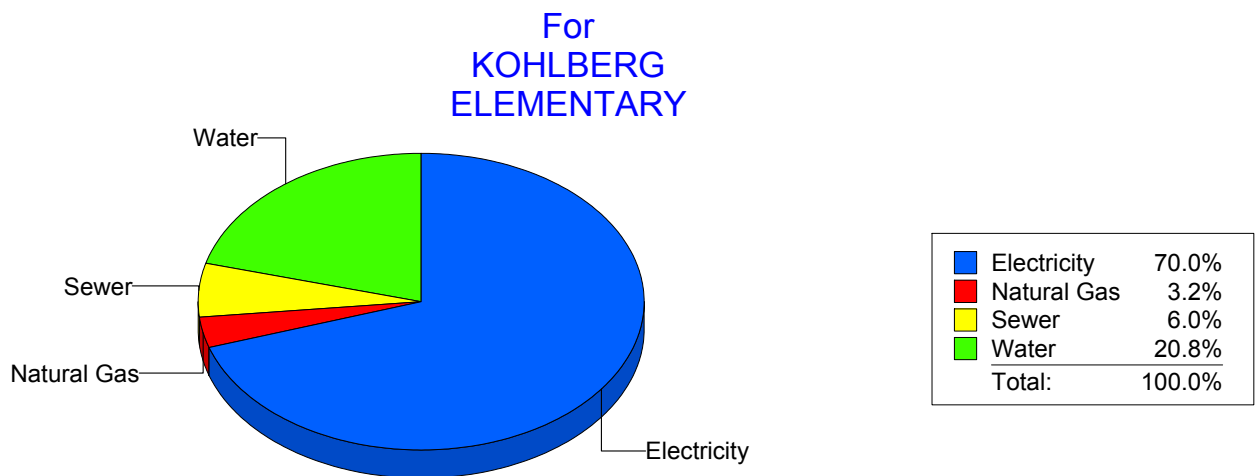
Cost Avoidance Program

## Cost Summary Graph

Grouped by Energy Type

Energy Type	Use	Units	Total Cost	Avg Unit Cost	% of Total Cost
Site: KOHLBERG ELEMENTARY - KOHLBERG ELEMENTARY					
Electricity	26,340	KWH	\$5,515.55	0.2094	70.02%
Natural Gas	194	CCF	\$251.34	1.2956	3.19%
Water	630	CCF	\$1,638.24	2.6004	20.80%
Sewer	228	CCF	\$471.57	2.0683	5.99%

**Total Cost:** \$7,876.70



*Filters: Cost Center Name Not Equal To DoNotReport; Billing Period Equal To 200806*



# elpaso

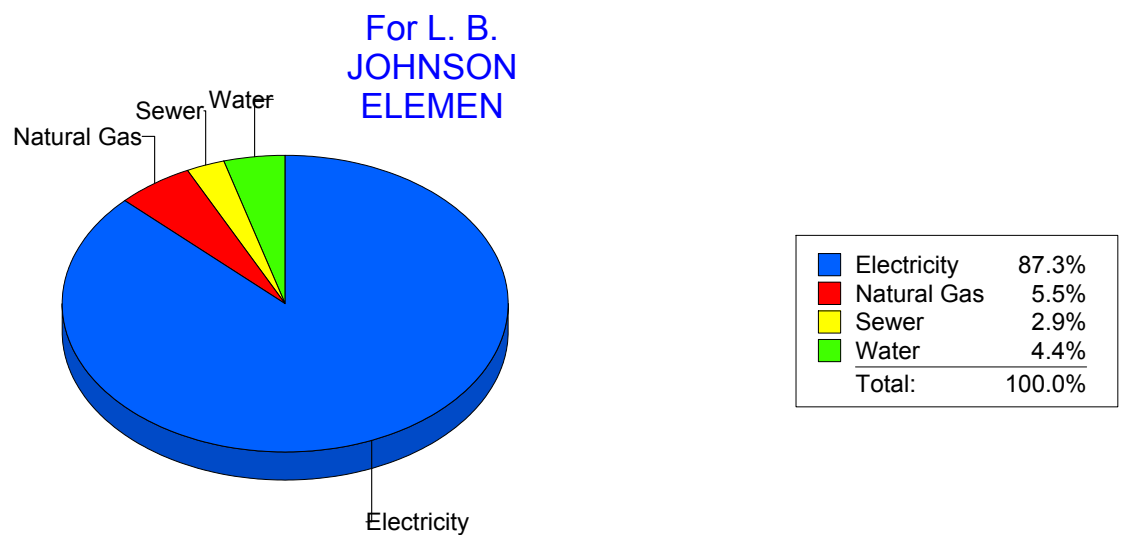
Energy CAP

Cost Avoidance Program

## Cost Summary Graph

Grouped by Energy Type

Energy Type	Use	Units	Total Cost	Avg Unit Cost	% of Total Cost
Site: L. B. JOHNSON ELEMEN - L. B. JOHNSON ELEMEN					
Electricity	54,300	KWH	\$8,328.40	0.1534	87.31%
Natural Gas	394	CCF	\$520.86	1.3220	5.46%
Water	248	CCF	\$417.19	1.6822	4.37%
Sewer	156	CCF	\$272.23	1.7451	2.85%
Total Cost:			\$9,538.68		



Filters: Cost Center Name Not Equal To DoNotReport; Billing Period Equal To 200806

# elpaso

Energy CAP

Cost Avoidance Program

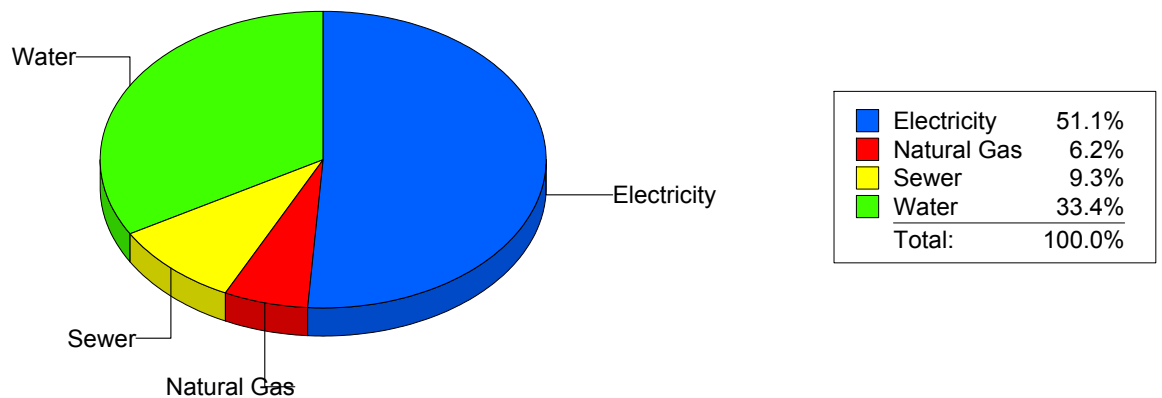
## Cost Summary Graph

Grouped by Energy Type

Energy Type	Use	Units	Total Cost	Avg Unit Cost	% of Total Cost
Site: LAMAR ELEMENTARY SCH - LAMAR ELEMENTARY SCH					
Electricity	23,700	KWH	\$3,914.32	0.1652	51.10%
Natural Gas	332	CCF	\$477.07	1.4370	6.23%
Water	880	CCF	\$2,557.59	2.9064	33.39%
Sewer	294	CCF	\$710.84	2.4178	9.28%

Total Cost: \$7,659.82

For LAMAR  
ELEMENTARY  
SCH



Filters: Cost Center Name Not Equal To DoNotReport; Billing Period Equal To 200806

# elpaso

Energy CAP

Cost Avoidance Program

## Cost Summary Graph

Grouped by Energy Type

Energy Type	Use	Units	Total Cost	Avg Unit Cost	% of Total Cost
Site: LEE ELEMENTARY - LEE ELEMENTARY					
Electricity	39,312	KWH	\$6,021.94	0.1532	78.06%
Natural Gas	344	CCF	\$479.01	1.3925	6.21%
Water	195	CCF	\$802.12	4.1134	10.40%
Sewer	102	CCF	\$411.19	4.0313	5.33%

**Total Cost:** \$7,714.26



*Filters: Cost Center Name Not Equal To DoNotReport; Billing Period Equal To 200806*

# elpaso

Energy CAP

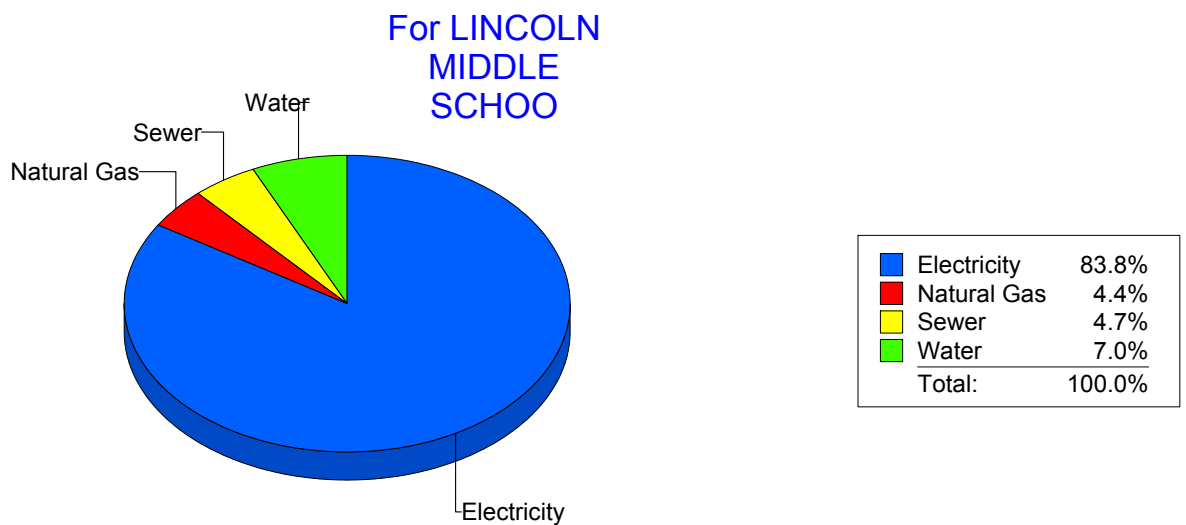
Cost Avoidance Program

## Cost Summary Graph

Grouped by Energy Type

Energy Type	Use	Units	Total Cost	Avg Unit Cost	% of Total Cost
Site: LINCOLN MIDDLE SCHOO - LINCOLN MIDDLE SCHOO					
Electricity	110,000	KWH	\$14,738.50	0.1340	83.83%
Natural Gas	638	CCF	\$781.04	1.2242	4.44%
Water	762	CCF	\$1,230.09	1.6143	7.00%
Sewer	546	CCF	\$831.03	1.5220	4.73%

**Total Cost:** \$17,580.66



*Filters: Cost Center Name Not Equal To DoNotReport; Billing Period Equal To 200806*

# elpaso

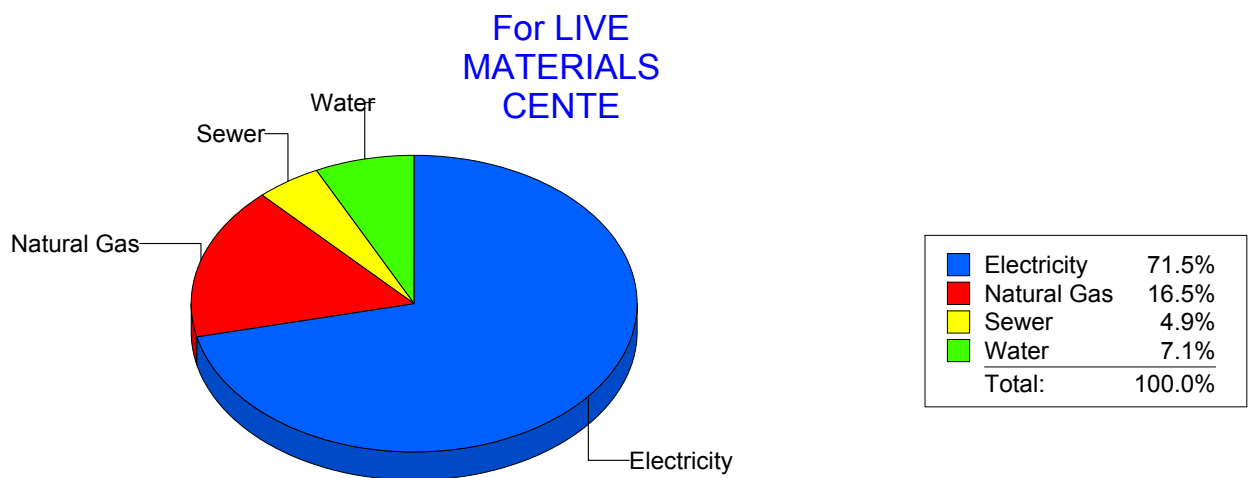
Energy CAP

Cost Avoidance Program

## Cost Summary Graph

Grouped by Energy Type

Energy Type	Use	Units	Total Cost	Avg Unit Cost	% of Total Cost
Site: LIVE MATERIALS CENTE - LIVE MATERIALS CENTE					
Electricity	1,932	KWH	\$330.99	0.1713	71.45%
Natural Gas	15	CCF	\$76.48	5.0987	16.51%
Water	8	CCF	\$33.00	4.1250	7.12%
Sewer	2	CCF	\$22.76	11.3800	4.91%
Total Cost:			\$463.23		



Filters: Cost Center Name Not Equal To DoNotReport; Billing Period Equal To 200806

# elpaso

Energy CAP

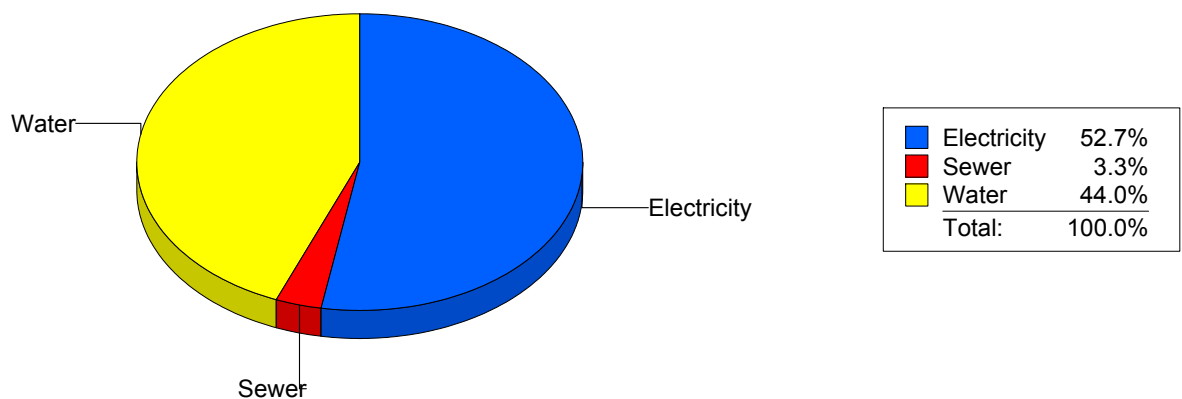
Cost Avoidance Program

## Cost Summary Graph

Grouped by Energy Type

Energy Type	Use	Units	Total Cost	Avg Unit Cost	% of Total Cost
Site: LOGAN ELEMENTARY - LOGAN ELEMENTARY					
Electricity	14,600	KWH	\$3,015.74	0.2066	52.72%
Water	653	CCF	\$2,516.74	3.8541	44.00%
Sewer	99	CCF	\$187.97	1.8987	3.29%
Total Cost:			\$5,720.45		

For LOGAN  
ELEMENTARY



Filters: Cost Center Name Not Equal To DoNotReport; Billing Period Equal To 200806

# elpaso

Energy CAP

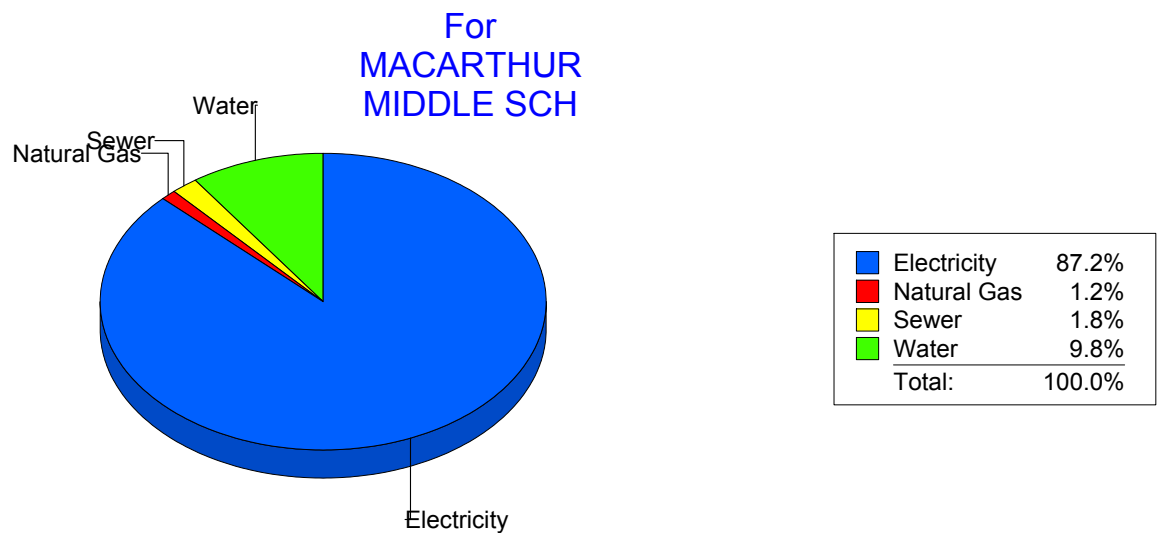
Cost Avoidance Program

## Cost Summary Graph

Grouped by Energy Type

Energy Type	Use	Units	Total Cost	Avg Unit Cost	% of Total Cost
Site: MACARTHUR MIDDLE SCH - MACARTHUR MIDDLE SCH					
Electricity	80,840	KWH	\$13,268.87	0.1641	87.19%
Natural Gas	134	CCF	\$179.39	1.3387	1.18%
Water	487	CCF	\$1,498.47	3.0769	9.85%
Sewer	156	CCF	\$272.23	1.7451	1.79%

**Total Cost: \$15,218.96**



*Filters: Cost Center Name Not Equal To DoNotReport; Billing Period Equal To 200806*

# elpaso

Energy CAP

Cost Avoidance Program

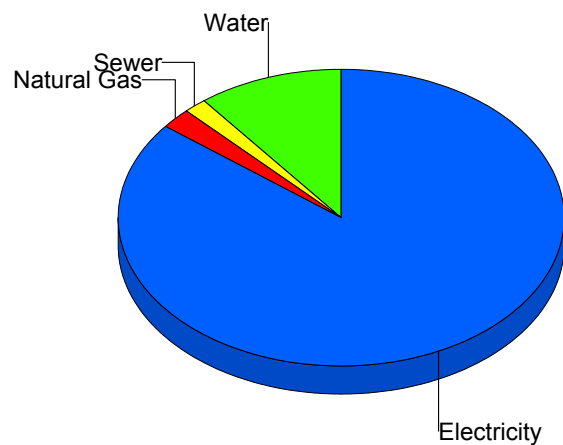
## Cost Summary Graph

Grouped by Energy Type

Energy Type	Use	Units	Total Cost	Avg Unit Cost	% of Total Cost
Site: MAGOFFIN MIDDLE SCHO - MAGOFFIN MIDDLE SCHO					
Electricity	146,899	KWH	\$18,508.84	0.1260	85.61%
Natural Gas	342	CCF	\$452.99	1.3245	2.10%
Water	636	CCF	\$2,289.72	3.6002	10.59%
Sewer	124	CCF	\$369.43	2.9793	1.71%

**Total Cost:** \$21,620.98

For MAGOFFIN  
MIDDLE SCHO



Electricity	85.6%
Natural Gas	2.1%
Sewer	1.7%
Water	10.6%
Total:	100.0%

Filters: Cost Center Name Not Equal To DoNotReport; Billing Period Equal To 200806



# elpaso

Energy CAP

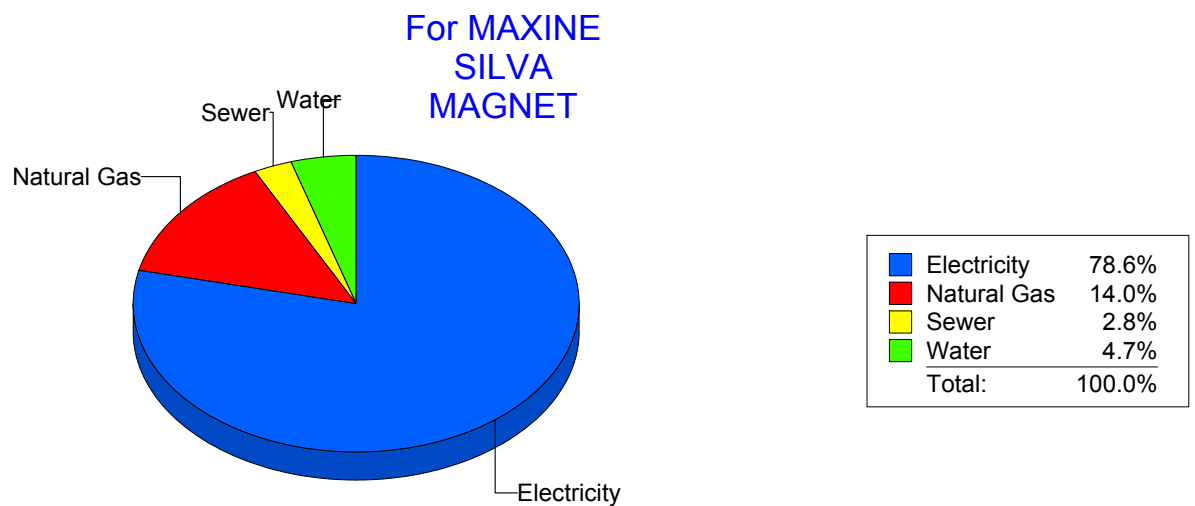
Cost Avoidance Program

## Cost Summary Graph

Grouped by Energy Type

Energy Type	Use	Units	Total Cost	Avg Unit Cost	% of Total Cost
Site: MAXINE SILVA MAGNET - MAXINE SILVA MAGNET					
Electricity	72,600	KWH	\$8,671.10	0.1194	78.56%
Natural Gas	1,285	CCF	\$1,543.79	1.2014	13.99%
Water	235	CCF	\$518.97	2.2084	4.70%
Sewer	131	CCF	\$303.98	2.3205	2.75%

Total Cost: \$11,037.84



Filters: Cost Center Name Not Equal To DoNotReport; Billing Period Equal To 200806

# elpaso

Energy CAP

Cost Avoidance Program

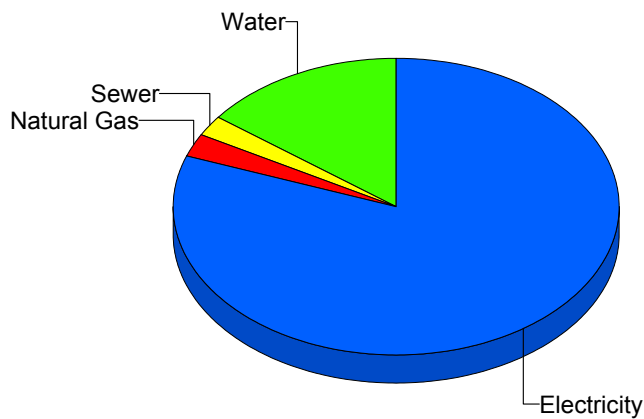
## Cost Summary Graph

Grouped by Energy Type

Energy Type	Use	Units	Total Cost	Avg Unit Cost	% of Total Cost
Site: MESITA ELEMENTARY - MESITA ELEMENTARY					
Electricity	125,880	KWH	\$14,981.24	0.1190	80.66%
Natural Gas	337	CCF	\$450.21	1.3359	2.42%
Water	689	CCF	\$2,713.36	3.9381	14.61%
Sewer	170	CCF	\$427.85	2.5168	2.30%

**Total Cost:** \$18,572.66

For MESITA  
ELEMENTARY



Electricity	80.7%
Natural Gas	2.4%
Sewer	2.3%
Water	14.6%
Total:	100.0%

Filters: Cost Center Name Not Equal To DoNotReport; Billing Period Equal To 200806

# el Paso

Energy CAP

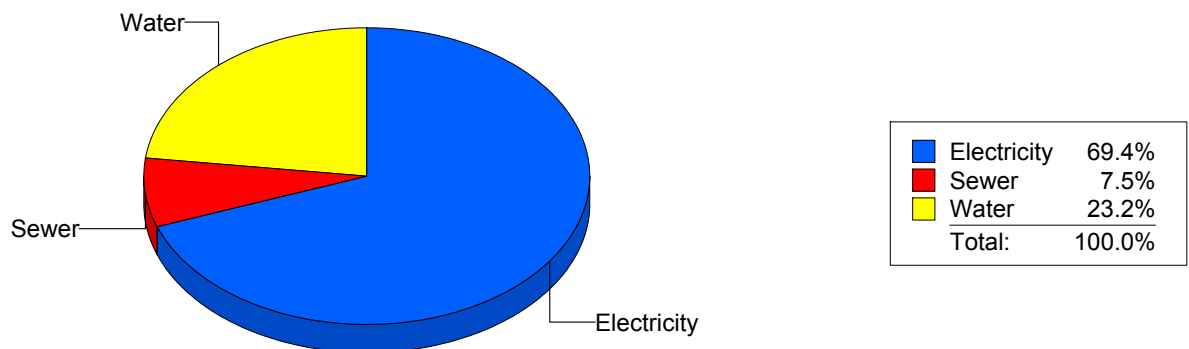
Cost Avoidance Program

## Cost Summary Graph

Grouped by Energy Type

Energy Type	Use	Units	Total Cost	Avg Unit Cost	% of Total Cost
Site: MILAM ELEMENTARY - MILAM ELEMENTARY					
Electricity	12,960	KWH	\$2,755.30	0.2126	69.37%
Water	352	CCF	\$920.32	2.6145	23.17%
Sewer	125	CCF	\$296.36	2.3709	7.46%
Total Cost:			\$3,971.98		

For MILAM  
ELEMENTARY



Filters: Cost Center Name Not Equal To DoNotReport; Billing Period Equal To 200806

# elpaso

Energy CAP

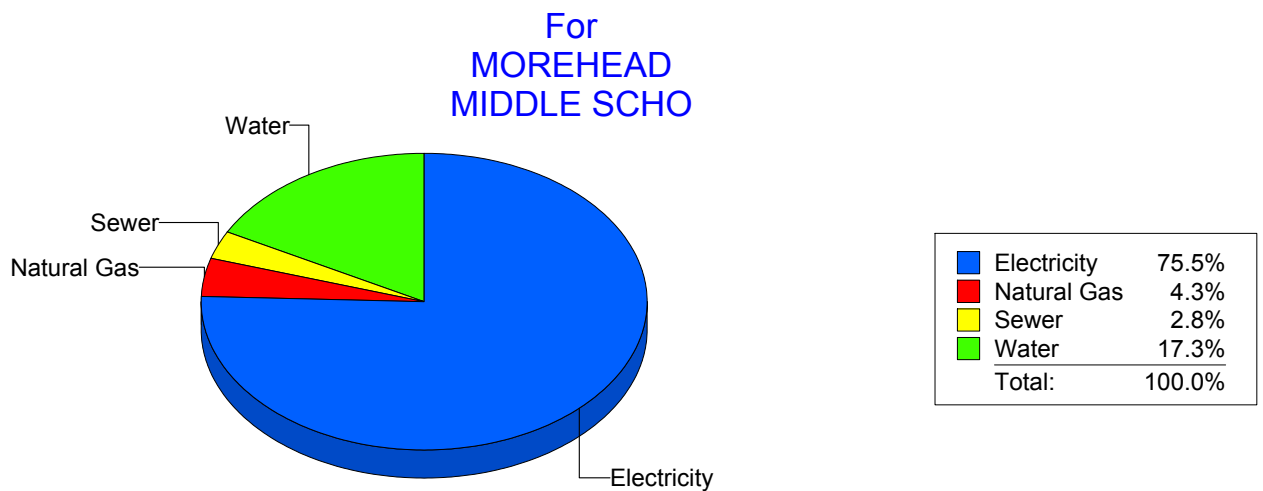
Cost Avoidance Program

## Cost Summary Graph

Grouped by Energy Type

Energy Type	Use	Units	Total Cost	Avg Unit Cost	% of Total Cost
<b>Site: MOREHEAD MIDDLE SCHO - MOREHEAD MIDDLE SCHO</b>					
Electricity	64,439	KWH	\$11,284.43	0.1751	75.50%
Natural Gas	525	CCF	\$647.82	1.2339	4.33%
Water	1,646	CCF	\$2,588.37	1.5725	17.32%
Sewer	168	CCF	\$425.31	2.5316	2.85%

**Total Cost: \$14,945.93**



*Filters: Cost Center Name Not Equal To DoNotReport; Billing Period Equal To 200806*

# elpaso

Energy CAP

Cost Avoidance Program

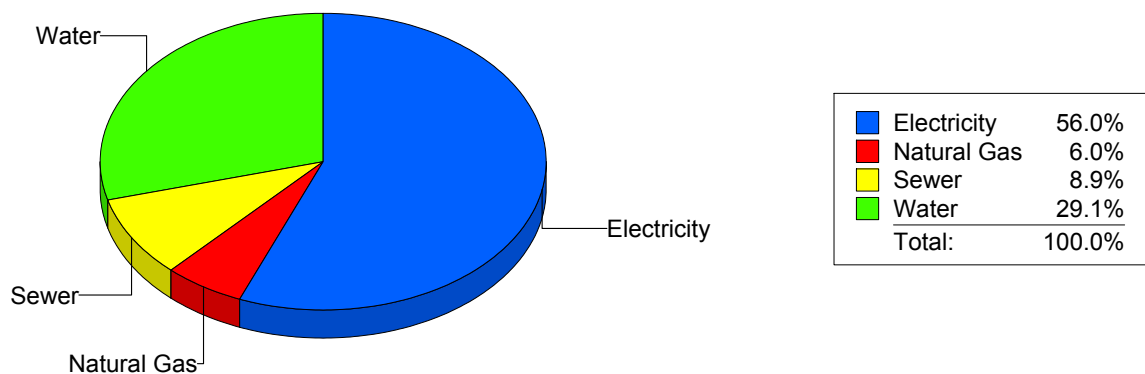
## Cost Summary Graph

Grouped by Energy Type

Energy Type	Use	Units	Total Cost	Avg Unit Cost	% of Total Cost
Site: NEWMAN ELEMENTARY - NEWMAN ELEMENTARY					
Electricity	27,541	KWH	\$3,949.42	0.1434	56.02%
Natural Gas	312	CCF	\$422.97	1.3557	6.00%
Water	955	CCF	\$2,051.67	2.1483	29.10%
Sewer	405	CCF	\$626.07	1.5459	8.88%

**Total Cost:** \$7,050.13

For NEWMAN  
ELEMENTARY



Filters: Cost Center Name Not Equal To DoNotReport; Billing Period Equal To 200806

# elpaso

Energy CAP

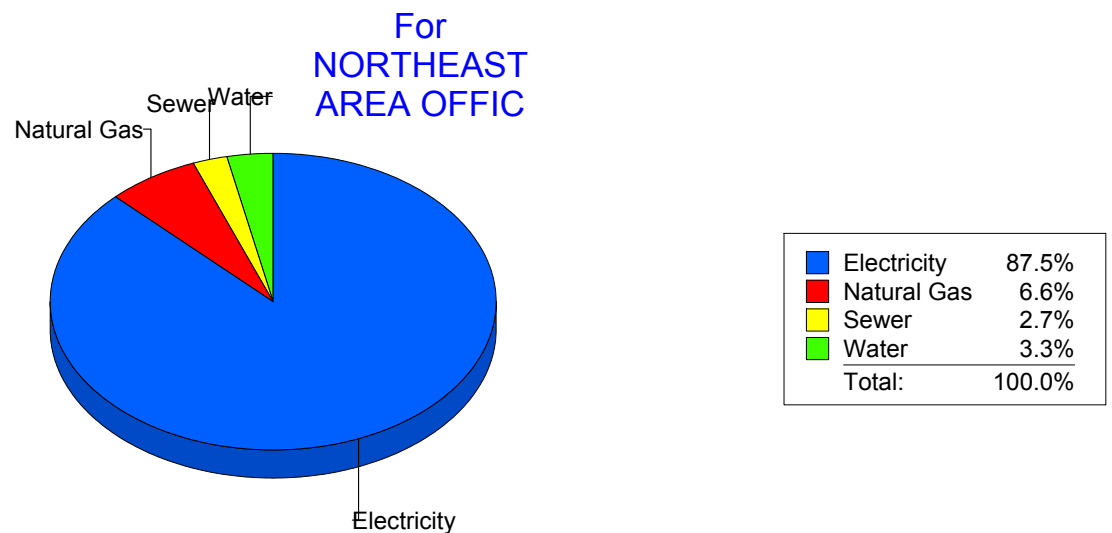
Cost Avoidance Program

## Cost Summary Graph

Grouped by Energy Type

Energy Type	Use	Units	Total Cost	Avg Unit Cost	% of Total Cost
Site: NORTHEAST AREA OFFIC - NORTHEAST AREA OFFIC					
Electricity	12,880	KWH	\$1,532.53	0.1190	87.48%
Natural Gas	23	CCF	\$115.30	5.0130	6.58%
Water	10	CCF	\$57.30	5.7300	3.27%
Sewer	6	CCF	\$46.79	7.7983	2.67%

Total Cost: \$1,751.92



Filters: Cost Center Name Not Equal To DoNotReport; Billing Period Equal To 200806

# elpaso

Energy CAP


Cost Avoidance Program

## Cost Summary Graph

Grouped by Energy Type

Energy Type	Use	Units	Total Cost	Avg Unit Cost	% of Total Cost
<b>Site: NORTHEAST AREA TRANS - NORTHEAST AREA TRANS</b>					
Electricity	6,498	KWH	\$690.74	0.1063	24.56%
Natural Gas	33	CCF	\$96.02	2.9097	3.41%
Water	393	CCF	\$1,750.99	4.4554	62.27%
Sewer	49	CCF	\$274.18	5.5955	9.75%

**Total Cost: \$2,811.93**



*Filters: Cost Center Name Not Equal To DoNotReport; Billing Period Equal To 200806*

# el paso

Energy CAP

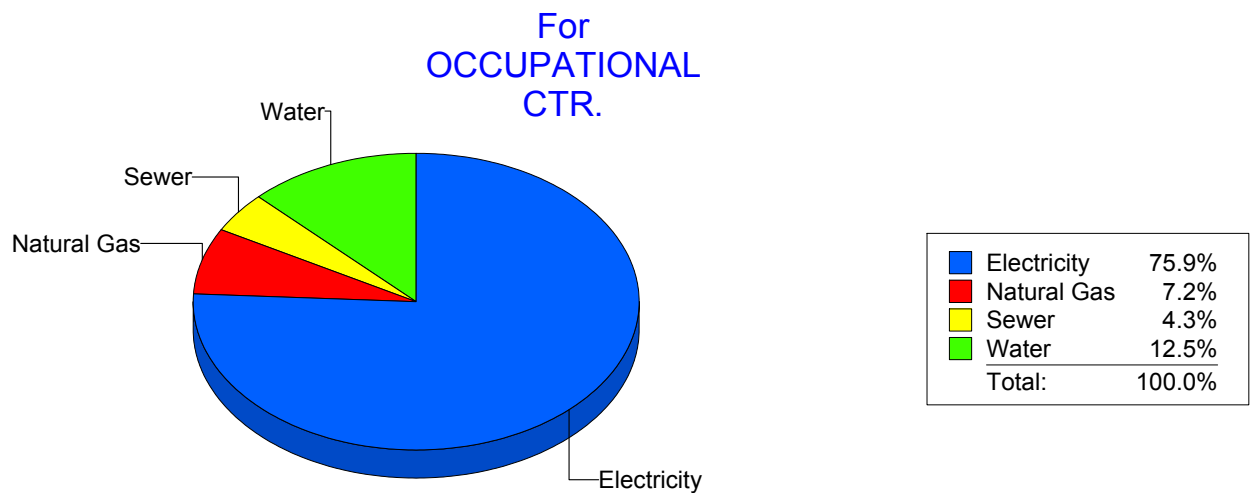
Cost Avoidance Program

## Cost Summary Graph

Grouped by Energy Type

Energy Type	Use	Units	Total Cost	Avg Unit Cost	% of Total Cost
Site: OCCUPATIONAL CTR. - OCCUPATIONAL CTR.					
Electricity	8,900	KWH	\$1,364.35	0.1533	75.94%
Natural Gas	92	CCF	\$129.93	1.4123	7.23%
Water	54	CCF	\$224.92	4.1652	12.52%
Sewer	22	CCF	\$77.42	3.5191	4.31%

**Total Cost: \$1,796.62**



Filters: Cost Center Name Not Equal To DoNotReport; Billing Period Equal To 200806



# elpaso

Energy CAP

Cost Avoidance Program

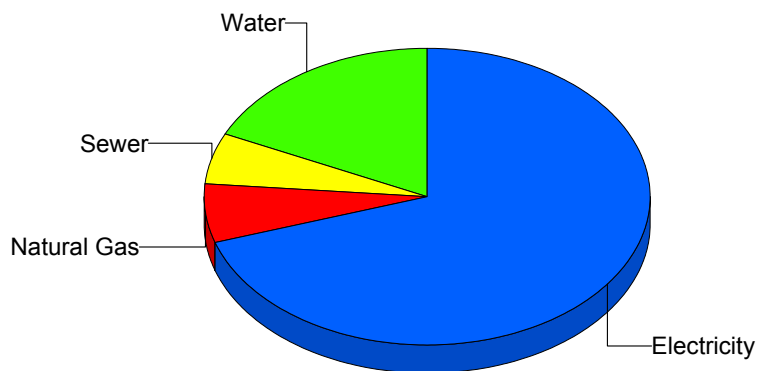
## Cost Summary Graph

Grouped by Energy Type

Energy Type	Use	Units	Total Cost	Avg Unit Cost	% of Total Cost
<b>Site: PARK ELEMENTARY - PARK ELEMENTARY</b>					
Electricity	26,285	KWH	\$4,267.51	0.1624	70.03%
Natural Gas	269	CCF	\$395.51	1.4703	6.49%
Water	360	CCF	\$1,107.41	3.0761	18.17%
Sewer	118	CCF	\$323.82	2.7442	5.31%

**Total Cost: \$6,094.25**

For PARK  
ELEMENTARY



Electricity	70.0%
Natural Gas	6.5%
Sewer	5.3%
Water	18.2%
Total:	100.0%

*Filters: Cost Center Name Not Equal To DoNotReport; Billing Period Equal To 200806*

# elpaso

Energy CAP

Cost Avoidance Program

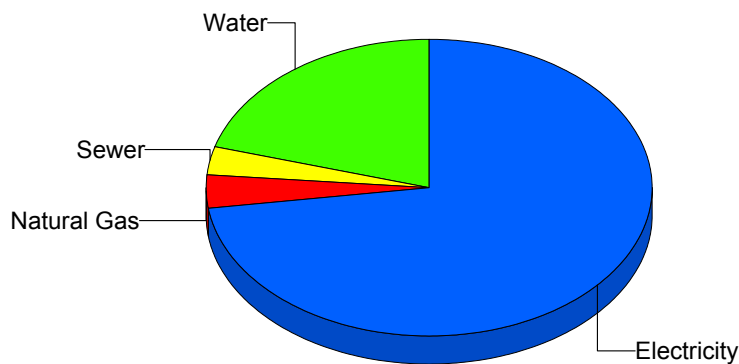
## Cost Summary Graph

Grouped by Energy Type

Energy Type	Use	Units	Total Cost	Avg Unit Cost	% of Total Cost
Site: PAUL MORENO - PAUL MORENO					
Electricity	60,600	KWH	\$7,481.06	0.1234	72.77%
Natural Gas	300	CCF	\$378.48	1.2616	3.68%
Water	507	CCF	\$2,111.48	4.1647	20.54%
Sewer	96	CCF	\$309.01	3.2189	3.01%

Total Cost: \$10,280.03

For PAUL  
MORENO



Electricity	72.8%
Natural Gas	3.7%
Sewer	3.0%
Water	20.5%
Total:	100.0%

Filters: Cost Center Name Not Equal To DoNotReport; Billing Period Equal To 200806

# elpaso

Energy CAP

Cost Avoidance Program

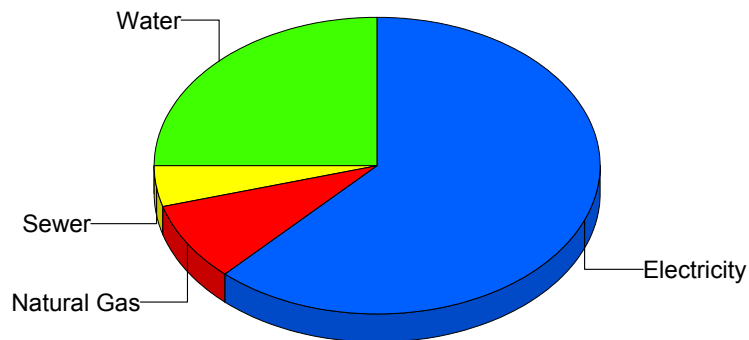
## Cost Summary Graph

Grouped by Energy Type

Energy Type	Use	Units	Total Cost	Avg Unit Cost	% of Total Cost
<b>Site: POLK ELEMENTARY - POLK ELEMENTARY</b>					
Electricity	27,700	KWH	\$4,641.61	0.1676	61.94%
Natural Gas	490	CCF	\$636.45	1.2989	8.49%
Water	595	CCF	\$1,879.33	3.1585	25.08%
Sewer	156	CCF	\$335.73	2.1521	4.48%

**Total Cost: \$7,493.12**

For POLK  
ELEMENTARY



*Filters: Cost Center Name Not Equal To DoNotReport; Billing Period Equal To 200806*

**elpaso**

Energy CAP

Cost Avoidance Program

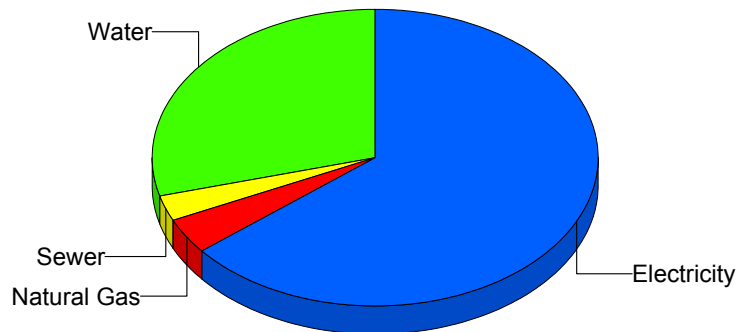
**Cost Summary Graph**

Grouped by Energy Type

Energy Type	Use	Units	Total Cost	Avg Unit Cost	% of Total Cost
<b>Site: PUTNAM ELEMENTARY - PUTNAM ELEMENTARY</b>					
Electricity	18,480	KWH	\$3,921.19	0.2122	64.06%
Natural Gas	158	CCF	\$237.98	1.5062	3.89%
Water	480	CCF	\$1,781.74	3.7120	29.11%
Sewer	85	CCF	\$180.67	2.1255	2.95%

**Total Cost: \$6,121.58**

For PUTNAM  
ELEMENTARY



Electricity	64.1%
Natural Gas	3.9%
Sewer	3.0%
Water	29.1%
Total:	100.0%

*Filters: Cost Center Name Not Equal To DoNotReport; Billing Period Equal To 200806*

**elpaso**

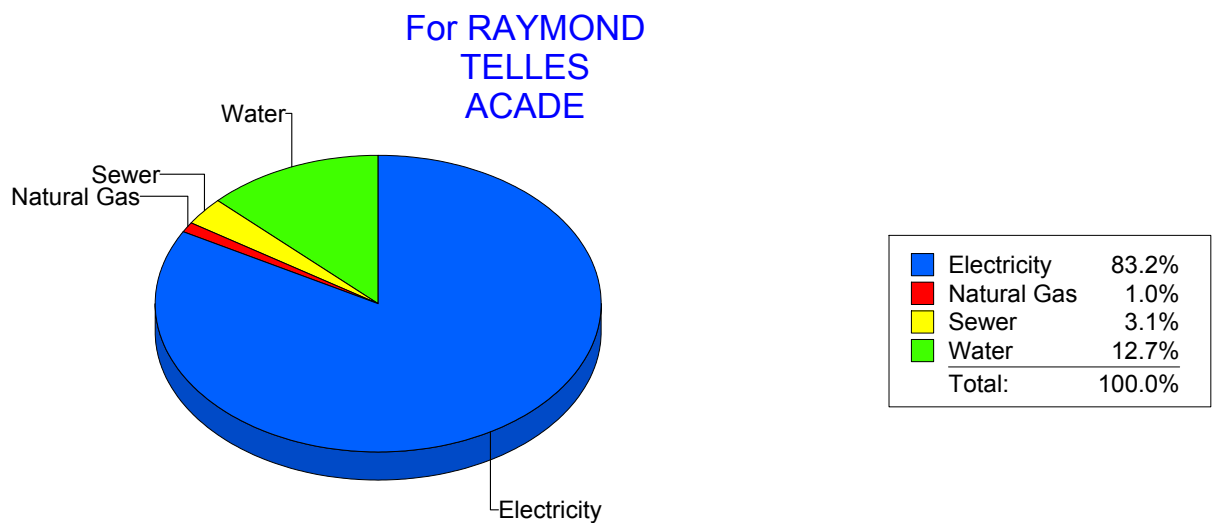
Energy CAP

Cost Avoidance Program

**Cost Summary Graph**

Grouped by Energy Type

Energy Type	Use	Units	Total Cost	Avg Unit Cost	% of Total Cost
<b>Site: RAYMOND TELLES ACADE - RAYMOND TELLES ACADE</b>					
Electricity	47,000	KWH	\$5,544.10	0.1180	83.19%
Natural Gas	36	CCF	\$69.17	1.9214	1.04%
Water	226	CCF	\$843.33	3.7315	12.65%
Sewer	55	CCF	\$207.46	3.7720	3.11%
<b>Total Cost:</b>			<b>\$6,664.06</b>		



*Filters: Cost Center Name Not Equal To DoNotReport; Billing Period Equal To 200806*

# elpaso

Energy CAP

Cost Avoidance Program

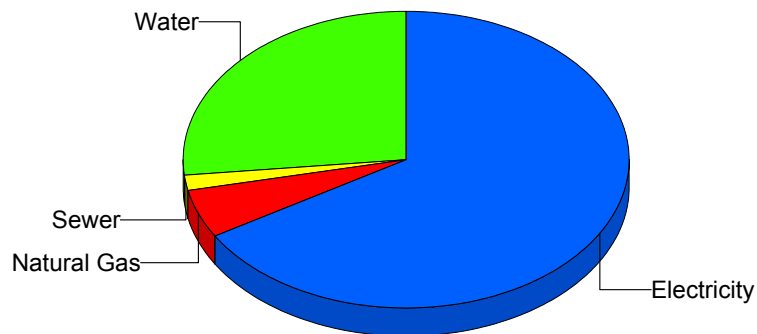
## Cost Summary Graph

Grouped by Energy Type

Energy Type	Use	Units	Total Cost	Avg Unit Cost	% of Total Cost
Site: RICHARDSON MIDDLE - RICHARDSON MIDDLE					
Electricity	71,100	KWH	\$9,814.23	0.1380	66.46%
Natural Gas	631	CCF	\$772.78	1.2247	5.23%
Water	875	CCF	\$3,943.07	4.5064	26.70%
Sewer	78	CCF	\$236.67	3.0342	1.60%

Total Cost: \$14,766.75

For  
RICHARDSON  
MIDDLE



Electricity	66.5%
Natural Gas	5.2%
Sewer	1.6%
Water	26.7%
Total:	100.0%

Filters: Cost Center Name Not Equal To DoNotReport; Billing Period Equal To 200806

# elpaso

Energy CAP

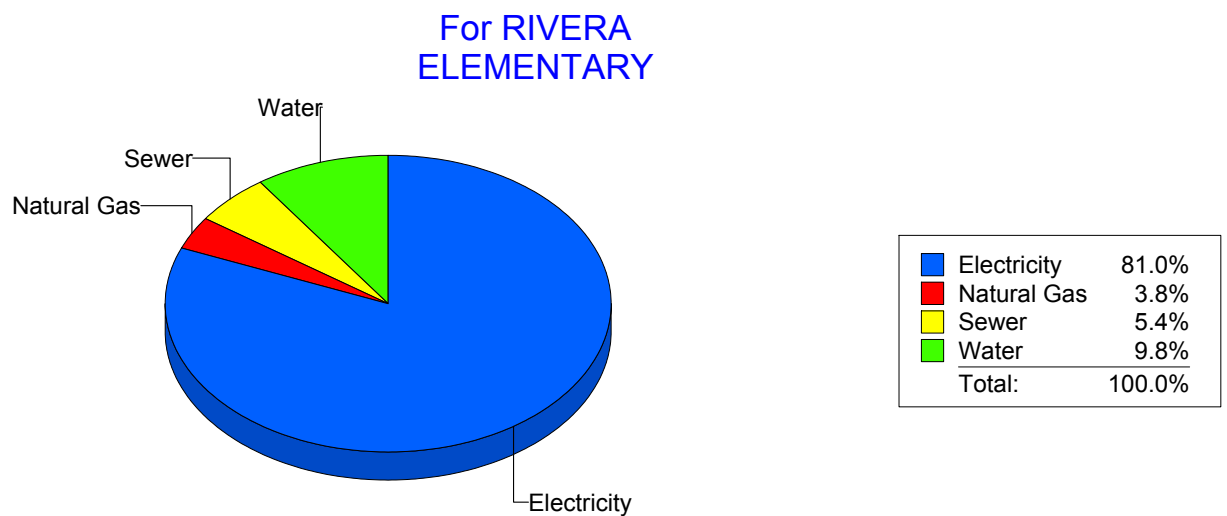
Cost Avoidance Program

## Cost Summary Graph

Grouped by Energy Type

Energy Type	Use	Units	Total Cost	Avg Unit Cost	% of Total Cost
Site: RIVERA ELEMENTARY - RIVERA ELEMENTARY					
Electricity	43,500	KWH	\$7,447.64	0.1712	80.99%
Natural Gas	251	CCF	\$347.64	1.3850	3.78%
Water	499	CCF	\$905.29	1.8142	9.84%
Sewer	282	CCF	\$495.75	1.7580	5.39%

**Total Cost: \$9,196.32**



Filters: Cost Center Name Not Equal To DoNotReport; Billing Period Equal To 200806

# elpaso

Energy CAP

Cost Avoidance Program

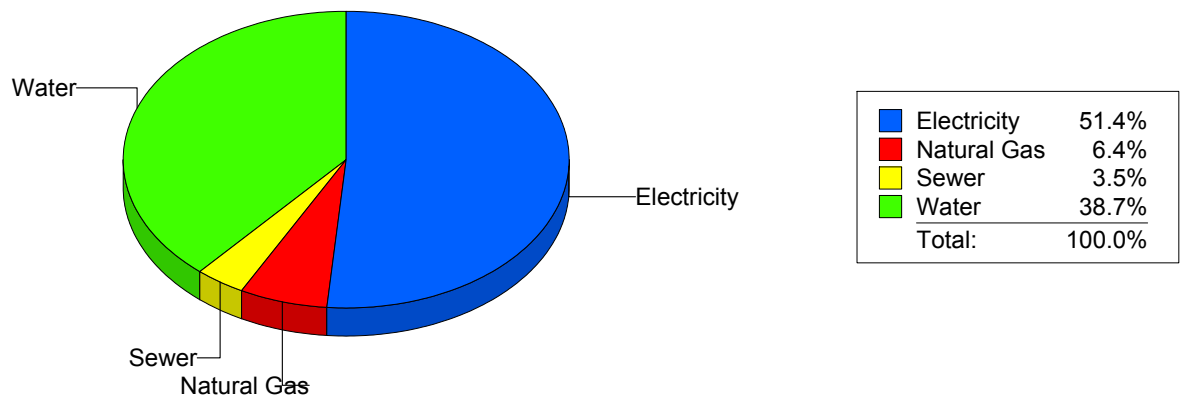
## Cost Summary Graph

Grouped by Energy Type

Energy Type	Use	Units	Total Cost	Avg Unit Cost	% of Total Cost
Site: ROBERTS ELEMENTARY - ROBERTS ELEMENTARY					
Electricity	38,754	KWH	\$5,470.36	0.1412	51.41%
Natural Gas	532	CCF	\$681.79	1.2816	6.41%
Water	1,079	CCF	\$4,117.56	3.8161	38.70%
Sewer	281	CCF	\$369.97	1.3166	3.48%

**Total Cost: \$10,639.68**

For ROBERTS  
ELEMENTARY



*Filters: Cost Center Name Not Equal To DoNotReport; Billing Period Equal To 200806*



## elpaso

Energy CAP

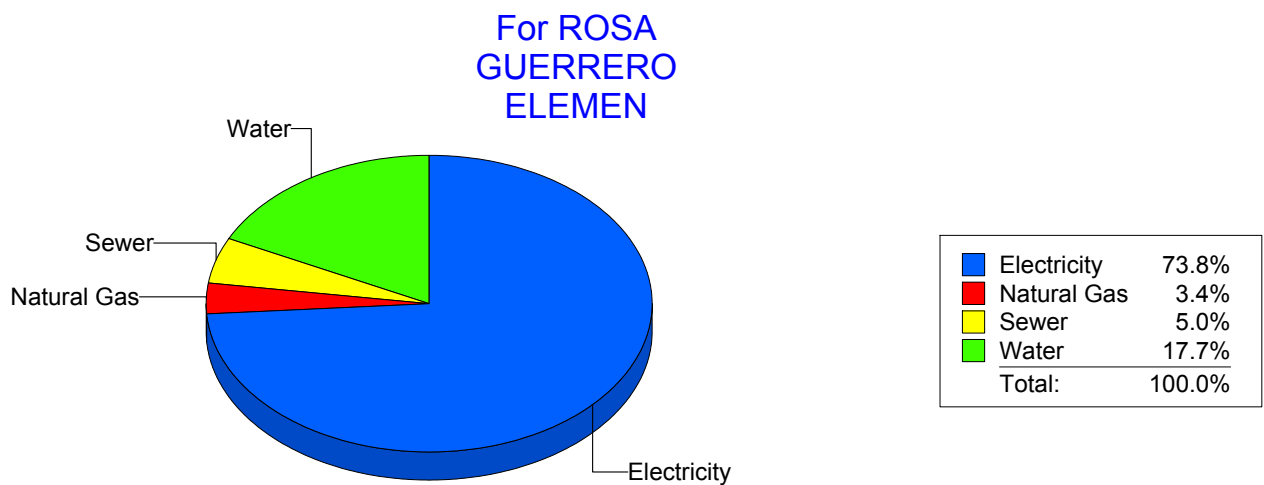
Cost Avoidance Program

### Cost Summary Graph

Grouped by Energy Type

Energy Type	Use	Units	Total Cost	Avg Unit Cost	% of Total Cost
Site: ROSA GUERRERO ELEMEN - ROSA GUERRERO ELEMEN					
Electricity	40,820	KWH	\$6,218.71	0.1523	73.81%
Natural Gas	200	CCF	\$288.65	1.4433	3.43%
Water	807	CCF	\$1,493.82	1.8511	17.73%
Sewer	177	CCF	\$424.64	2.3991	5.04%

**Total Cost:** \$8,425.82



*Filters: Cost Center Name Not Equal To DoNotReport; Billing Period Equal To 200806*

# elpaso

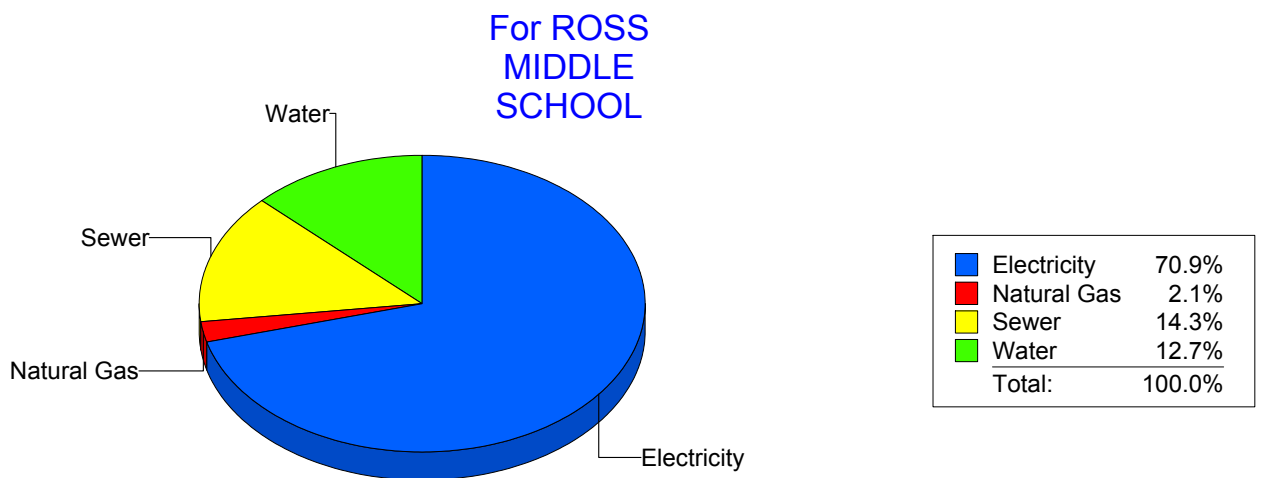
Energy CAP

Cost Avoidance Program

## Cost Summary Graph

Grouped by Energy Type

Energy Type	Use	Units	Total Cost	Avg Unit Cost	% of Total Cost
Site: ROSS MIDDLE SCHOOL - ROSS MIDDLE SCHOOL					
Electricity	45,609	KWH	\$6,428.74	0.1410	70.88%
Natural Gas	146	CCF	\$193.78	1.3273	2.14%
Water	705	CCF	\$1,147.44	1.6276	12.65%
Sewer	915	CCF	\$1,299.66	1.4204	14.33%
Total Cost:			\$9,069.62		



Filters: Cost Center Name Not Equal To DoNotReport; Billing Period Equal To 200806

# elpaso

Energy CAP

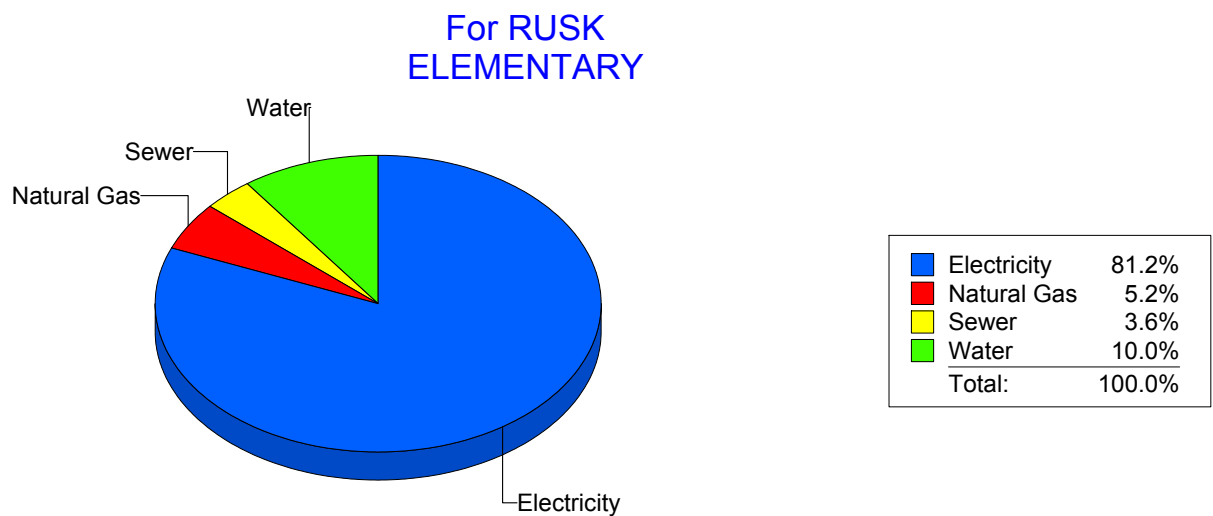
Cost Avoidance Program

## Cost Summary Graph

Grouped by Energy Type

Energy Type	Use	Units	Total Cost	Avg Unit Cost	% of Total Cost
Site: RUSK ELEMENTARY - RUSK ELEMENTARY					
Electricity	34,675	KWH	\$4,465.03	0.1288	81.15%
Natural Gas	203	CCF	\$287.56	1.4166	5.23%
Water	236	CCF	\$550.08	2.3308	10.00%
Sewer	100	CCF	\$199.35	1.9935	3.62%

Total Cost: \$5,502.02



Filters: Cost Center Name Not Equal To DoNotReport; Billing Period Equal To 200806

# elpaso

Energy CAP

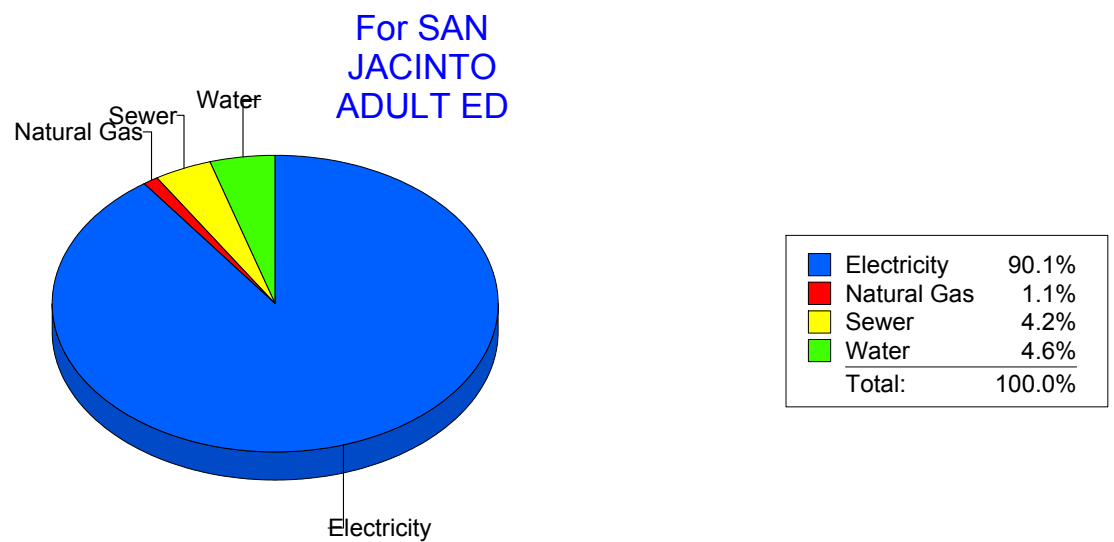
Cost Avoidance Program

## Cost Summary Graph

Grouped by Energy Type

Energy Type	Use	Units	Total Cost	Avg Unit Cost	% of Total Cost
Site: SAN JACINTO ADULT ED - SAN JACINTO ADULT ED					
Electricity	12,700	KWH	\$2,384.70	0.1878	90.08%
Natural Gas	0	CCF	\$30.10	0.0000	1.14%
Water	41	CCF	\$122.08	2.9776	4.61%
Sewer	44	CCF	\$110.50	2.5114	4.17%

**Total Cost:** \$2,647.38



*Filters: Cost Center Name Not Equal To DoNotReport; Billing Period Equal To 200806*

# elpaso

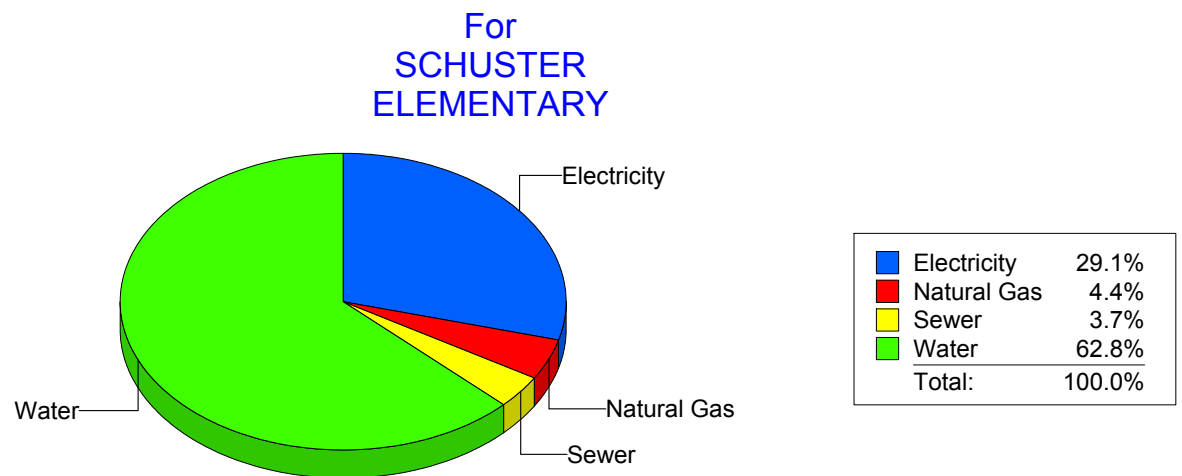
Energy CAP

Cost Avoidance Program

## Cost Summary Graph

Grouped by Energy Type

Energy Type	Use	Units	Total Cost	Avg Unit Cost	% of Total Cost
<b>Site: SCHUSTER ELEMENTARY - SCHUSTER ELEMENTARY</b>					
Electricity	10,000	KWH	\$1,760.06	0.1760	29.06%
Natural Gas	208	CCF	\$268.15	1.2892	4.43%
Water	960	CCF	\$3,805.52	3.9641	62.83%
Sewer	127	CCF	\$223.53	1.7601	3.69%
<b>Total Cost:</b>			<b>\$6,057.26</b>		



Filters: Cost Center Name Not Equal To DoNotReport; Billing Period Equal To 200806

elpaso

Energy CAP

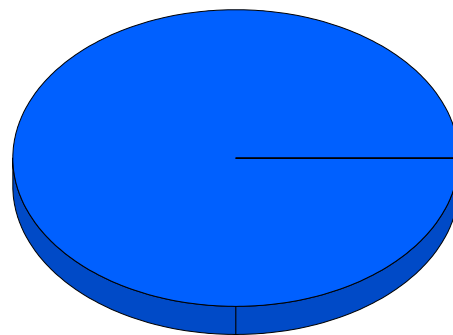
Cost Avoidance Program

## Cost Summary Graph

Grouped by Energy Type

Energy Type	Use	Units	Total Cost	Avg Unit Cost	% of Total Cost
Site: SKYPARKIB1 - Sky Park I B1					
Electricity	2,759	KWH	\$413.88	0.1500	100.00%
Total Cost:			\$413.88		

For Sky Park I  
B1



■	Electricity	100.0%
	Total:	100.0%

Filters: Cost Center Name Not Equal To DoNotReport; Billing Period Equal To 200806

# elpaso

Energy CAP

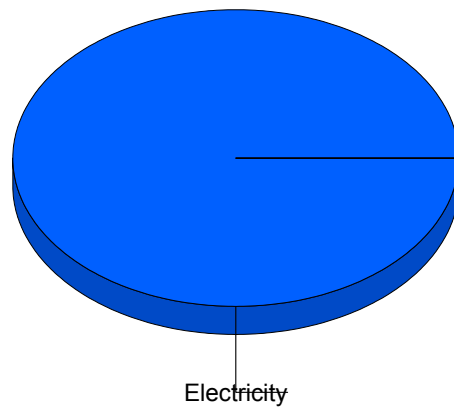
Cost Avoidance Program

## Cost Summary Graph

Grouped by Energy Type

Energy Type	Use	Units	Total Cost	Avg Unit Cost	% of Total Cost
Site: SKYPARK - Skypark					
Electricity	3,889	KWH	\$611.41	0.1572	100.00%
Total Cost:			\$611.41		

For Skypark



■	Electricity	100.0%
	Total:	100.0%

Filters: Cost Center Name Not Equal To DoNotReport; Billing Period Equal To 200806

# elpaso

Energy CAP

Cost Avoidance Program

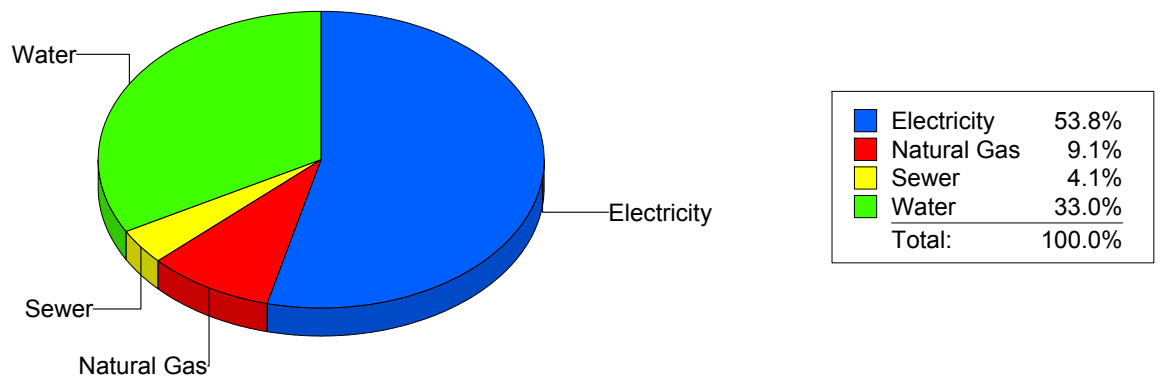
## Cost Summary Graph

Grouped by Energy Type

Energy Type	Use	Units	Total Cost	Avg Unit Cost	% of Total Cost
Site: STANTON ELEMENTARY - STANTON ELEMENTARY					
Electricity	24,455	KWH	\$3,979.67	0.1627	53.81%
Natural Gas	524	CCF	\$676.47	1.2910	9.15%
Water	704	CCF	\$2,437.82	3.4628	32.96%
Sewer	198	CCF	\$302.22	1.5264	4.09%

**Total Cost:** \$7,396.18

For STANTON  
ELEMENTARY



*Filters: Cost Center Name Not Equal To DoNotReport; Billing Period Equal To 200806*



# elpaso

Energy CAP

Cost Avoidance Program

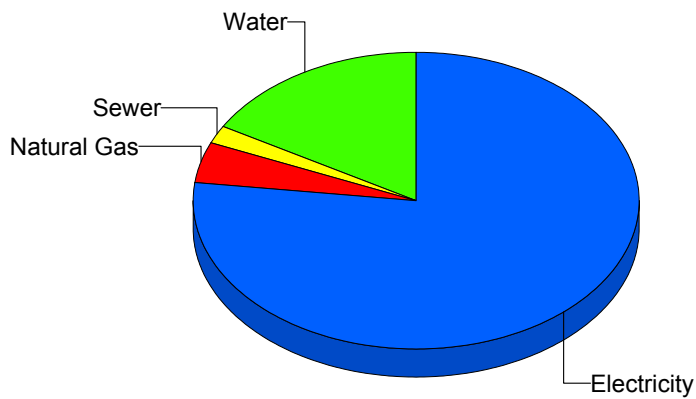
## Cost Summary Graph

Grouped by Energy Type

Energy Type	Use	Units	Total Cost	Avg Unit Cost	% of Total Cost
Site: SUNSET HIGH - SUNSET HIGH					
Electricity	30,440	KWH	\$3,723.51	0.1223	76.97%
Natural Gas	168	CCF	\$219.90	1.3089	4.55%
Water	184	CCF	\$805.20	4.3761	16.64%
Sewer	21	CCF	\$88.90	4.2333	1.84%

Total Cost: \$4,837.51

For SUNSET  
HIGH



Electricity	77.0%
Natural Gas	4.5%
Sewer	1.8%
Water	16.6%
Total:	100.0%

Filters: Cost Center Name Not Equal To DoNotReport; Billing Period Equal To 200806

# elpaso

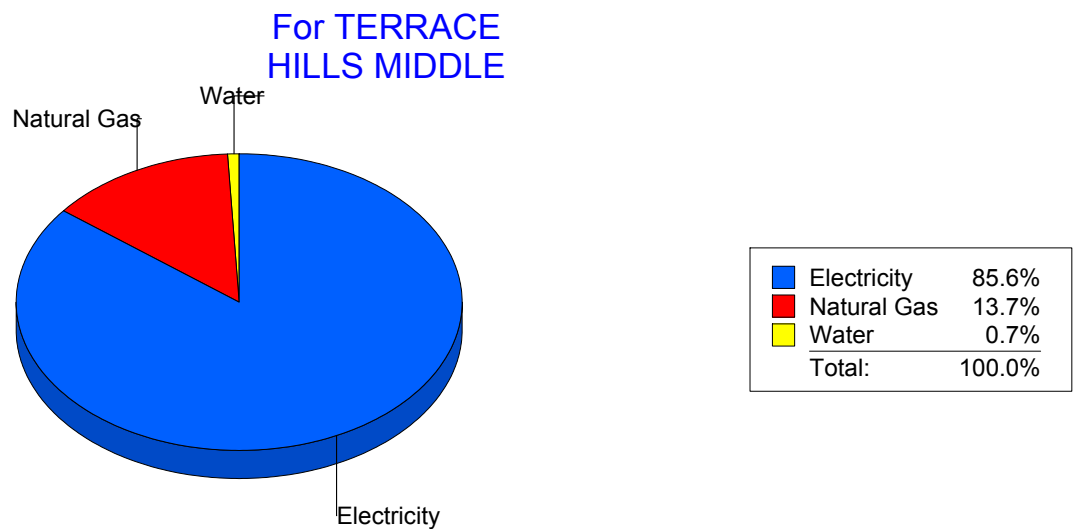
Energy CAP

Cost Avoidance Program

## Cost Summary Graph

Grouped by Energy Type

Energy Type	Use	Units	Total Cost	Avg Unit Cost	% of Total Cost
Site: TERRACE HILLS MIDDLE - TERRACE HILLS MIDDLE					
Electricity	24,600	KWH	\$4,284.69	0.1742	85.59%
Natural Gas	540	CCF	\$685.01	1.2685	13.68%
Water	0	CCF	\$36.36	0.0000	0.73%
Total Cost:			\$5,006.06		



Filters: Cost Center Name Not Equal To DoNotReport; Billing Period Equal To 200806

# elpaso

Energy CAP

Cost Avoidance Program

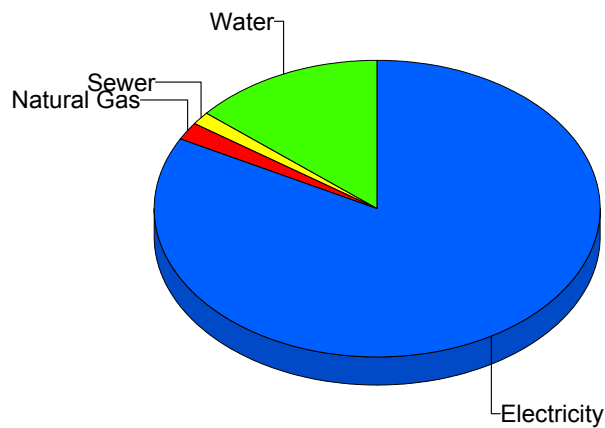
## Cost Summary Graph

Grouped by Energy Type

Energy Type	Use	Units	Total Cost	Avg Unit Cost	% of Total Cost
Site: TIPPIN - TIPPIN ELEMENTARY					
Electricity	56,880	KWH	\$11,226.01	0.1974	82.87%
Natural Gas	201	CCF	\$259.76	1.2923	1.92%
Water	392	CCF	\$1,865.78	4.7596	13.77%
Sewer	45	CCF	\$194.76	4.3280	1.44%

Total Cost: \$13,546.31

For TIPPIN  
ELEMENTARY



Electricity	82.9%
Natural Gas	1.9%
Sewer	1.4%
Water	13.8%
Total:	100.0%

Filters: Cost Center Name Not Equal To DoNotReport; Billing Period Equal To 200806

# elpaso

Energy CAP

Cost Avoidance Program

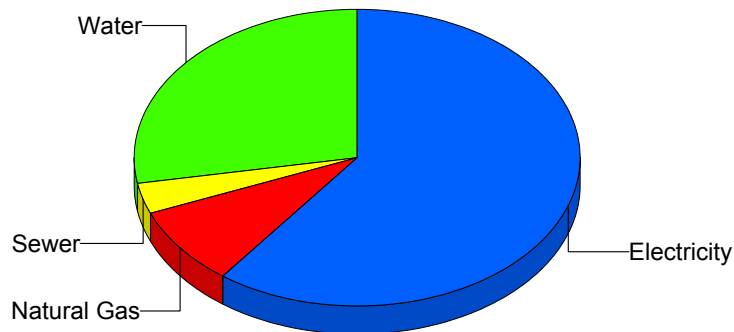
## Cost Summary Graph

Grouped by Energy Type

Energy Type	Use	Units	Total Cost	Avg Unit Cost	% of Total Cost
Site: TRAVIS ELEMENTARY SC - TRAVIS ELEMENTARY SC					
Electricity	17,104	KWH	\$3,266.24	0.1910	60.39%
Natural Gas	341	CCF	\$456.16	1.3377	8.43%
Water	489	CCF	\$1,507.14	3.0821	27.87%
Sewer	102	CCF	\$179.02	1.7551	3.31%

**Total Cost: \$5,408.56**

For TRAVIS  
ELEMENTARY  
SC



Electricity	60.4%
Natural Gas	8.4%
Sewer	3.3%
Water	27.9%
Total:	100.0%

*Filters: Cost Center Name Not Equal To DoNotReport; Billing Period Equal To 200806*

# elpaso

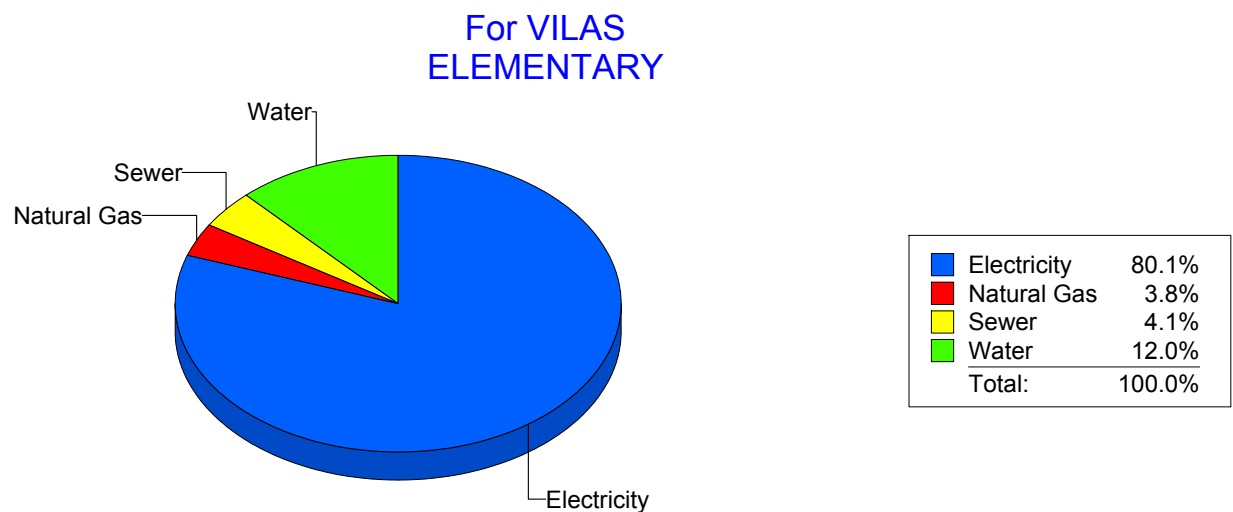
Energy CAP

Cost Avoidance Program

## Cost Summary Graph

Grouped by Energy Type

Energy Type	Use	Units	Total Cost	Avg Unit Cost	% of Total Cost
Site: VILAS ELEMENTARY - VILAS ELEMENTARY					
Electricity	45,071	KWH	\$7,346.86	0.1630	80.15%
Natural Gas	199	CCF	\$345.15	1.7344	3.77%
Water	300	CCF	\$1,098.52	3.6617	11.98%
Sewer	98	CCF	\$376.11	3.8379	4.10%
Total Cost:			\$9,166.64		



Filters: Cost Center Name Not Equal To DoNotReport; Billing Period Equal To 200806

# elpaso

Energy CAP

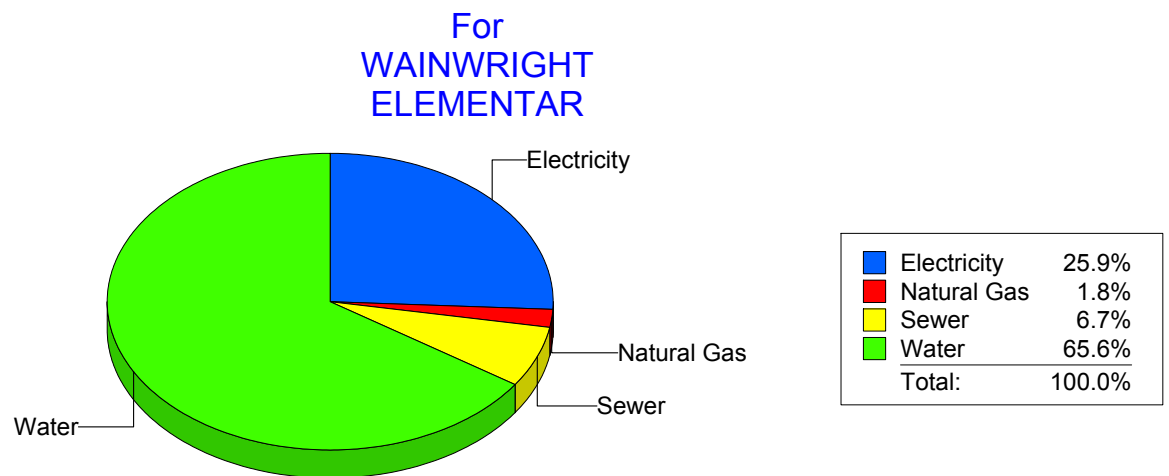
Cost Avoidance Program

## Cost Summary Graph

Grouped by Energy Type

Energy Type	Use	Units	Total Cost	Avg Unit Cost	% of Total Cost
Site: WAINWRIGHT ELEMENTAR - WAINWRIGHT ELEMENTAR					
Electricity	10,630	KWH	\$1,621.35	0.1525	25.91%
Natural Gas	19	CCF	\$110.92	5.8379	1.77%
Water	1,139	CCF	\$4,107.32	3.6061	65.63%
Sewer	224	CCF	\$419.07	1.8708	6.70%

Total Cost: \$6,258.66



Filters: Cost Center Name Not Equal To DoNotReport; Billing Period Equal To 200806

# elpaso

Energy CAP

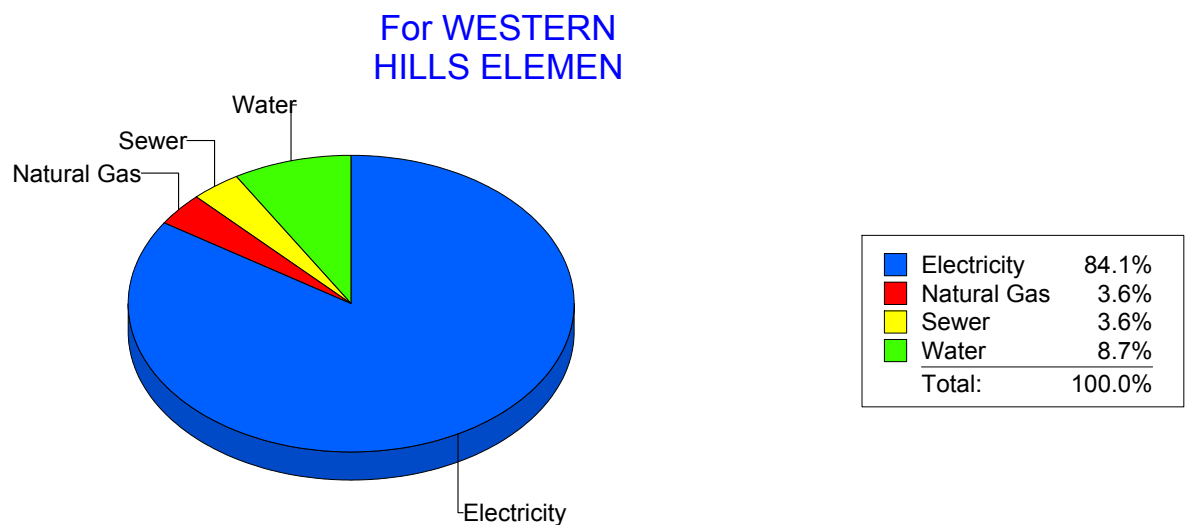
Cost Avoidance Program

## Cost Summary Graph

Grouped by Energy Type

Energy Type	Use	Units	Total Cost	Avg Unit Cost	% of Total Cost
Site: WESTERN HILLS ELEMEN - WESTERN HILLS ELEMEN					
Electricity	65,760	KWH	\$9,187.47	0.1397	84.09%
Natural Gas	281	CCF	\$396.50	1.4110	3.63%
Water	159	CCF	\$950.08	5.9753	8.70%
Sewer	59	CCF	\$392.12	6.6461	3.59%

**Total Cost:** \$10,926.17



Filters: Cost Center Name Not Equal To DoNotReport; Billing Period Equal To 200806

# elpaso

Energy CAP

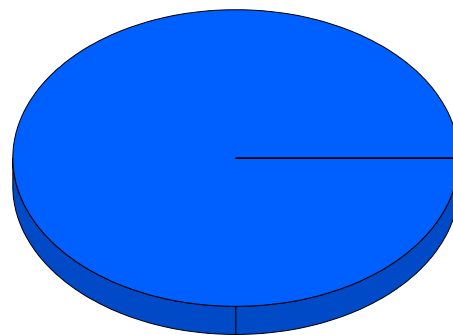
Cost Avoidance Program

## Cost Summary Graph

Grouped by Energy Type

Energy Type	Use	Units	Total Cost	Avg Unit Cost	% of Total Cost
Site: WESTSIDE TRANSPORTAT - WESTSIDE TRANSPORTAT					
Electricity	1,277	KWH	\$229.12	0.1794	100.00%
Total Cost:			\$229.12		

For WESTSIDE  
TRANSPORTAT



Electricity

■	Electricity	100.0%
	Total:	100.0%

Filters: Cost Center Name Not Equal To DoNotReport; Billing Period Equal To 200806



# elpaso

Energy CAP

Cost Avoidance Program

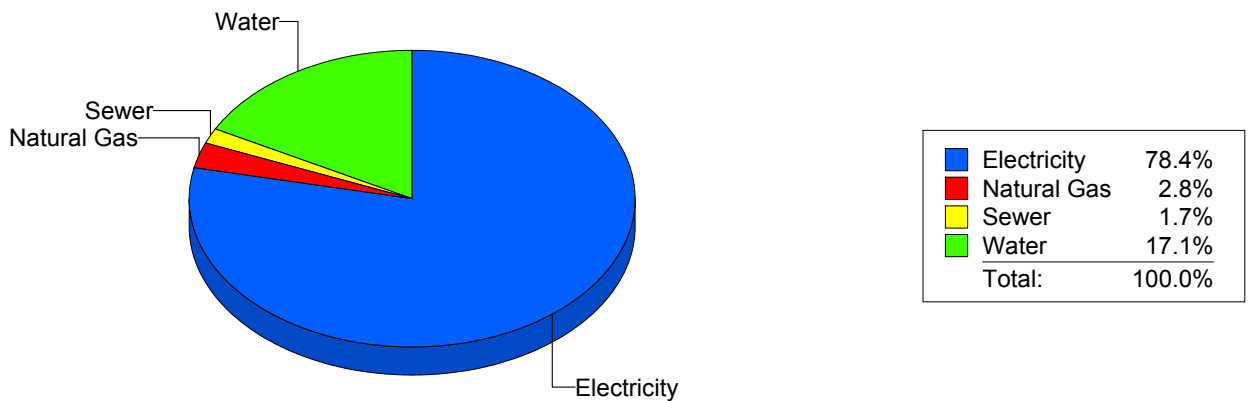
## Cost Summary Graph

Grouped by Energy Type

Energy Type	Use	Units	Total Cost	Avg Unit Cost	% of Total Cost
Site: WHITAKER ELEMENTARY - WHITAKER ELEMENTARY					
Electricity	125,880	KWH	\$13,632.49	0.1083	78.35%
Natural Gas	391	CCF	\$487.61	1.2471	2.80%
Water	1,484	CCF	\$2,980.01	2.0081	17.13%
Sewer	127	CCF	\$298.90	2.3535	1.72%

**Total Cost:** \$17,399.01

For WHITAKER  
ELEMENTARY



Filters: Cost Center Name Not Equal To DoNotReport; Billing Period Equal To 200806

# elpaso

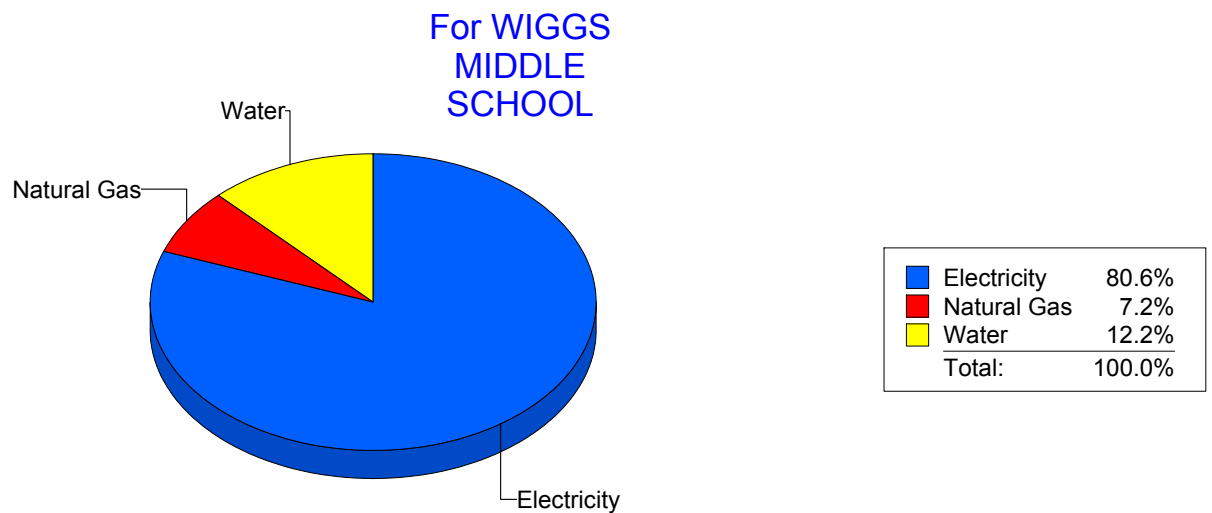
Energy CAP

Cost Avoidance Program

## Cost Summary Graph

Grouped by Energy Type

Energy Type	Use	Units	Total Cost	Avg Unit Cost	% of Total Cost
Site: WIGGS MIDDLE SCHOOL - WIGGS MIDDLE SCHOOL					
Electricity	39,160	KWH	\$6,456.92	0.1649	80.62%
Natural Gas	466	CCF	\$577.57	1.2394	7.21%
Water	422	CCF	\$974.18	2.3085	12.16%
Total Cost:			\$8,008.67		



Filters: Cost Center Name Not Equal To DoNotReport; Billing Period Equal To 200806

# elpaso

Energy CAP

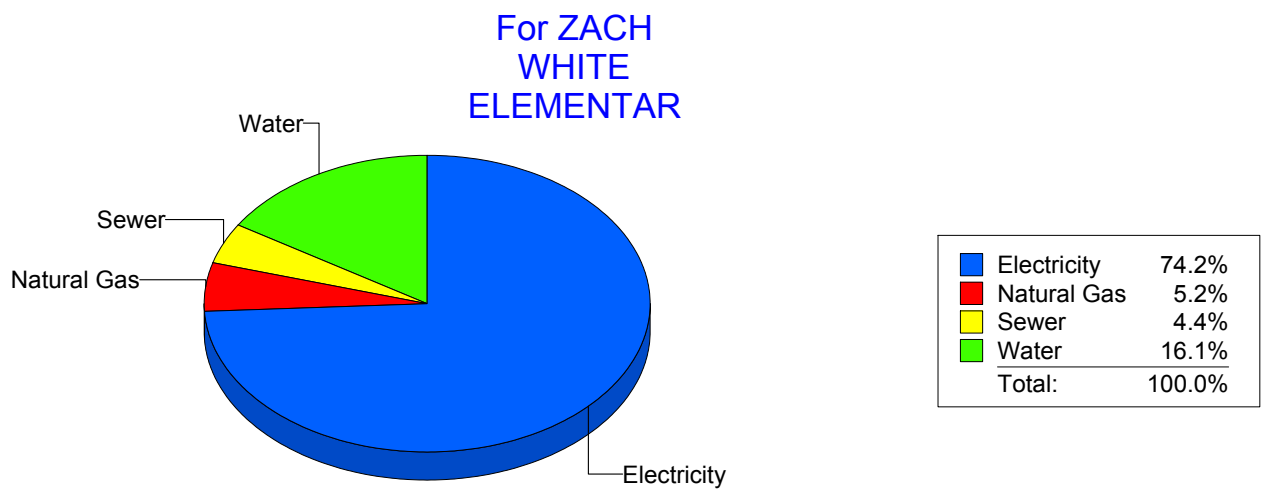
Cost Avoidance Program

## Cost Summary Graph

Grouped by Energy Type

Energy Type	Use	Units	Total Cost	Avg Unit Cost	% of Total Cost
Site: ZACH WHITE ELEMENTAR - ZACH WHITE ELEMENTAR					
Electricity	39,900	KWH	\$6,940.12	0.1739	74.24%
Natural Gas	366	CCF	\$487.73	1.3326	5.22%
Water	642	CCF	\$1,505.71	2.3453	16.11%
Sewer	120	CCF	\$414.49	3.4541	4.43%

Total Cost: \$9,348.05



Filters: Cost Center Name Not Equal To DoNotReport; Billing Period Equal To 200806

# elpaso

Energy CAP

Cost Avoidance Program

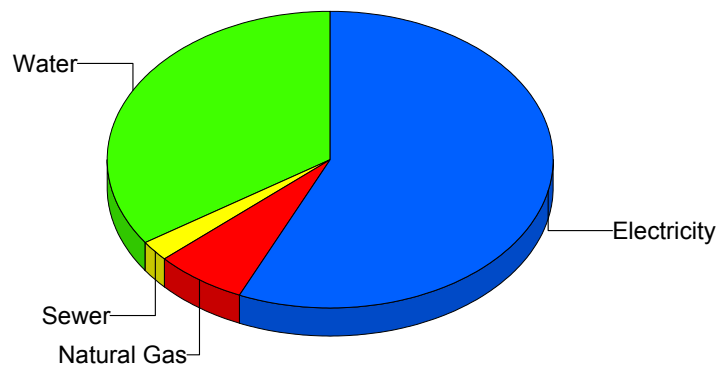
## Cost Summary Graph

Grouped by Energy Type

Energy Type	Use	Units	Total Cost	Avg Unit Cost	% of Total Cost
Site: ZAVALA ELEMENTARY SC - ZAVALA ELEMENTARY SC					
Electricity	21,004	KWH	\$3,230.64	0.1538	56.66%
Natural Gas	298	CCF	\$376.09	1.2620	6.60%
Water	452	CCF	\$1,970.10	4.3586	34.56%
Sewer	49	CCF	\$124.47	2.5402	2.18%

**Total Cost: \$5,701.30**

For ZAVALA  
ELEMENTARY  
SC



Electricity	56.7%
Natural Gas	6.6%
Sewer	2.2%
Water	34.6%
Total:	100.0%

*Filters: Cost Center Name Not Equal To DoNotReport; Billing Period Equal To 200806*

# elpaso

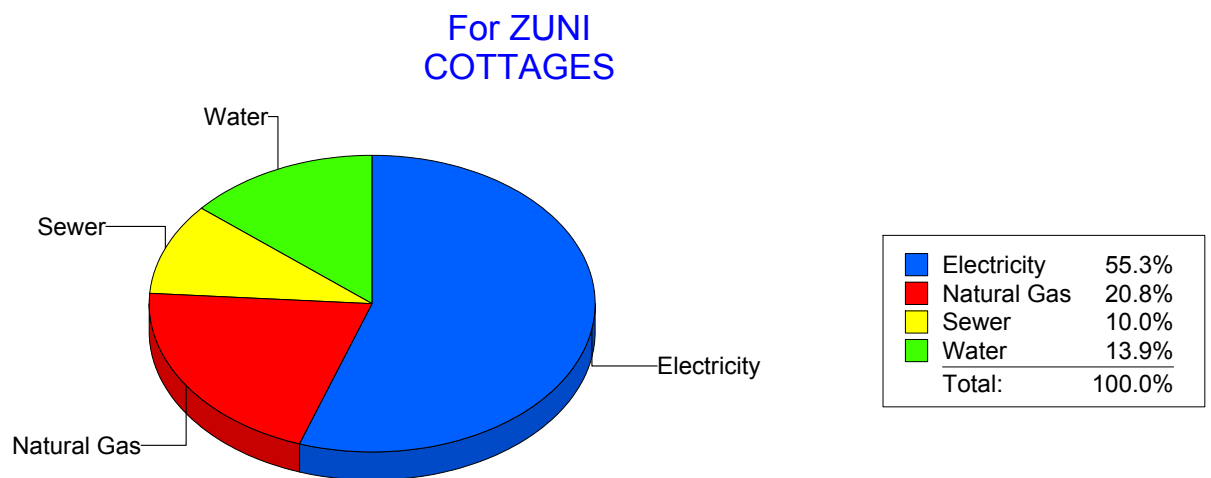
Energy CAP

Cost Avoidance Program

## Cost Summary Graph

Grouped by Energy Type

Energy Type	Use	Units	Total Cost	Avg Unit Cost	% of Total Cost
Site: ZUNI COTTAGES - ZUNI COTTAGES					
Electricity		811 KWH	\$160.48	0.1979	55.33%
Natural Gas		0 CCF	\$60.20	0.0000	20.76%
Water		13 CCF	\$40.25	3.0962	13.88%
Sewer		7 CCF	\$29.11	4.1586	10.04%
Total Cost:			\$290.04		



Filters: Cost Center Name Not Equal To DoNotReport; Billing Period Equal To 200806

# elpaso

Energy CAP

Cost Avoidance Program

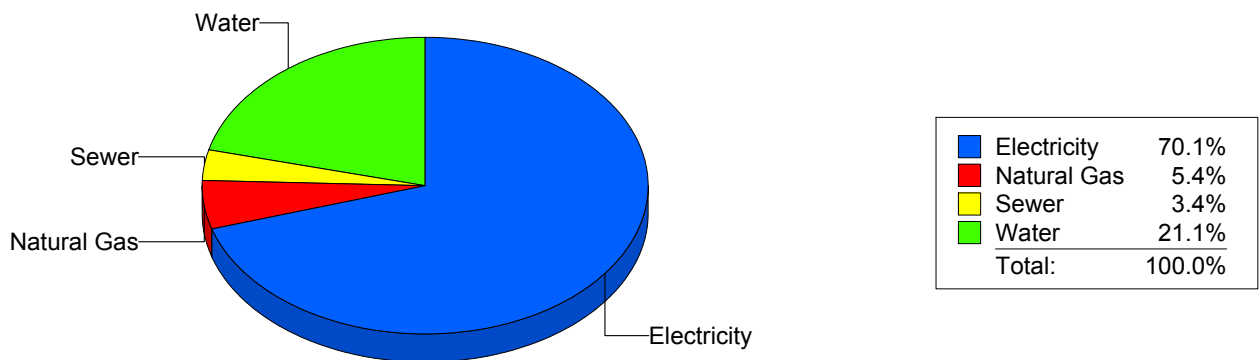
## Cost Summary Graph

Grouped by Energy Type

Energy Type	Use	Units	Total Cost	Avg Unit Cost	% of Total Cost
<b>All Sites</b>					
Electricity	5,514,275	KWH	\$762,067.70	0.1382	70.14%
Natural Gas	45,497	CCF	\$58,388.42	1.2833	5.37%
Water	79,775	CCF	\$228,790.72	2.8680	21.06%
Sewer	18,250	CCF	\$37,242.24	2.0407	3.43%

**Total Cost: \$1,086,489.08**

For All Sites



Filters: Cost Center Name Not Equal To DoNotReport; Billing Period Equal To 200806