

elpaso

Energy CAP

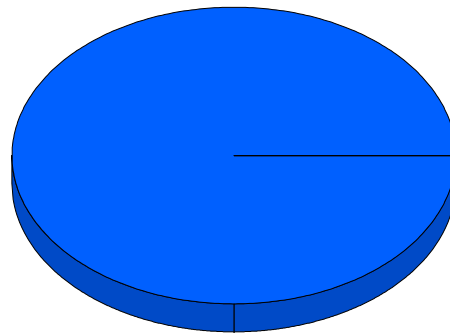
Cost Avoidance Program

Cost Summary Graph

Grouped by Energy Type

Energy Type	Use	Units	Meter Cost	Special Charges	Total Cost	Avg Unit Cost	% of Total Cost
Site: ALAMO ELEMENTARY SCH - ALAMO ELEMENTARY SCH							
Electricity		5,750 KWH	\$755.39	\$0.00	\$755.39	0.1314	100.00%
Total Cost:			\$755.39	\$0.00	\$755.39		

For ALAMO
ELEMENTARY
SCH



Electricity

■ Electricity	100.0%
Total:	100.0%

Filters: Cost Center Name Not Equal To DoNotReport; Billing Period Equal To 201605All Meter CodesAll Group Names

elpaso

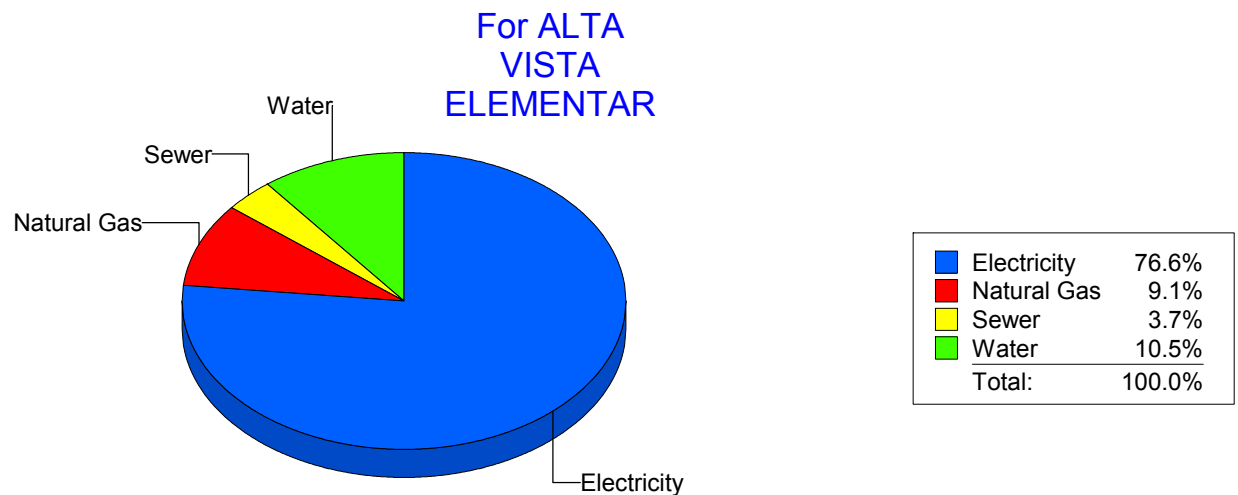
Energy CAP

Cost Avoidance Program

Cost Summary Graph

Grouped by Energy Type

Energy Type	Use	Units	Meter Cost	Special Charges	Total Cost	Avg Unit Cost	% of Total Cost
Site: ALTA VISTA ELEMENTAR - ALTA VISTA ELEMENTAR							
Electricity	32,850	KWH	\$4,402.87	\$0.00	\$4,402.87	0.1340	76.64%
Natural Gas	645	CCF	\$524.78	\$0.00	\$524.78	0.8136	9.13%
Water	206	CCF	\$604.43	\$0.00	\$604.43	2.9341	10.52%
Sewer	64	CCF	\$212.71	\$0.00	\$212.71	3.3236	3.70%
Total Cost:			\$5,744.79	\$0.00	\$5,744.79		



Filters: Cost Center Name Not Equal To DoNotReport; Billing Period Equal To 201605All Meter CodesAll Group Names

elpaso

Energy CAP

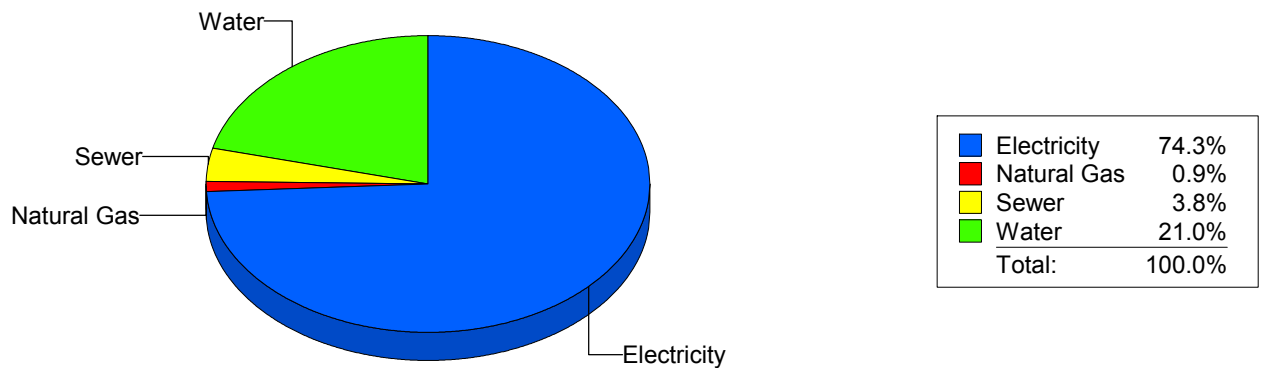
Cost Avoidance Program

Cost Summary Graph

Grouped by Energy Type

Energy Type	Use	Units	Meter Cost	Special Charges	Total Cost	Avg Unit Cost	% of Total Cost
Site: ANDRESS HIGH SCHOOL - ANDRESS HIGH SCHOOL							
Electricity	152,897	KWH	\$18,957.07	\$0.00	\$18,957.07	0.1240	74.28%
Natural Gas	15	CCF	\$240.31	\$0.00	\$240.31	16.0207	0.94%
Water	1,564	CCF	\$5,354.42	\$0.00	\$5,354.42	3.4235	20.98%
Sewer	649	CCF	\$968.77	\$0.00	\$968.77	1.4927	3.80%
Total Cost:			\$25,520.57	\$0.00	\$25,520.57		

For ANDRESS
HIGH SCHOOL



Filters: Cost Center Name Not Equal To DoNotReport; Billing Period Equal To 201605All Meter CodesAll Group Names

elpaso

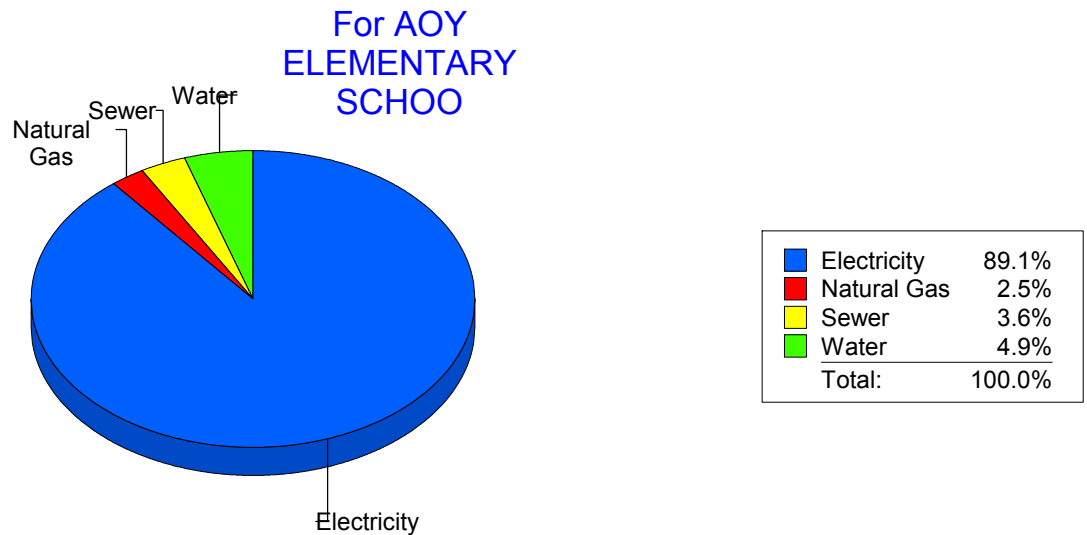
Energy CAP

Cost Avoidance Program

Cost Summary Graph

Grouped by Energy Type

Energy Type	Use	Units	Meter Cost	Special Charges	Total Cost	Avg Unit Cost	% of Total Cost
Site: AOY ELEMENTARY SCHOO - AOY ELEMENTARY SCHOO							
Electricity	74,664	KWH	\$12,416.54	\$0.00	\$12,416.54	0.1663	89.10%
Natural Gas	253	CCF	\$342.47	\$0.00	\$342.47	1.3536	2.46%
Water	244	CCF	\$679.28	\$0.00	\$679.28	2.7839	4.87%
Sewer	73	CCF	\$497.35	\$0.00	\$497.35	6.8130	3.57%
Total Cost:			\$13,935.64	\$0.00	\$13,935.64		



Filters: Cost Center Name Not Equal To DoNotReport; Billing Period Equal To 201605All Meter CodesAll Group Names

elpaso

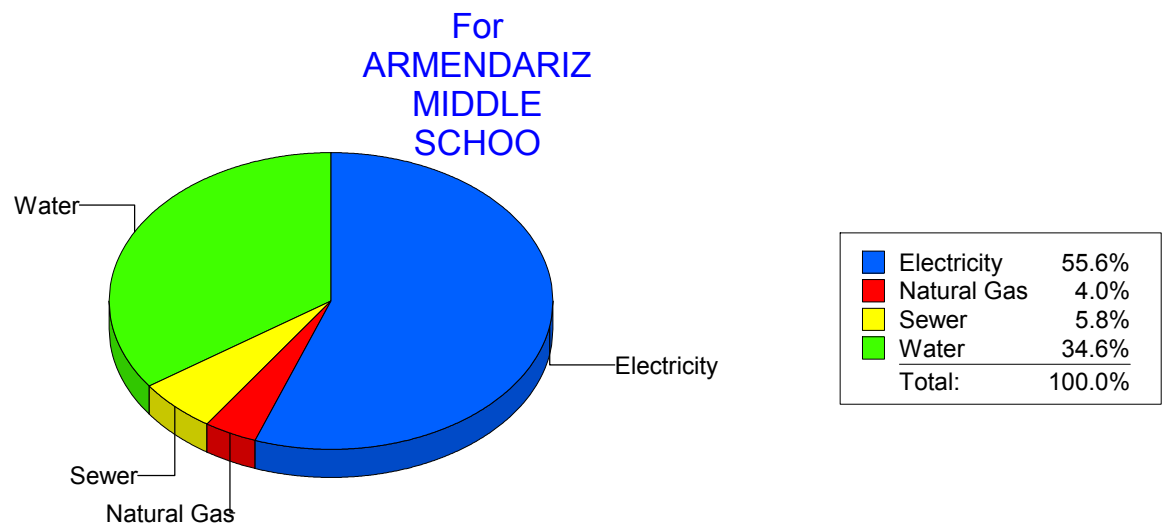
Energy CAP

Cost Avoidance Program

Cost Summary Graph

Grouped by Energy Type

Energy Type	Use	Units	Meter Cost	Special Charges	Total Cost	Avg Unit Cost	% of Total Cost
Site: ARMENDARIZ MIDDLE SCHOO - ARMENDARIZ MIDDLE SCHOO							
Electricity	79,500	KWH	\$6,029.48	\$0.00	\$6,029.48	0.0758	55.55%
Natural Gas	697	CCF	\$430.75	\$0.00	\$430.75	0.6180	3.97%
Water	1,218	CCF	\$3,758.46	\$0.00	\$3,758.46	3.0858	34.63%
Sewer	164	CCF	\$634.50	\$0.00	\$634.50	3.8689	5.85%
Total Cost:			\$10,853.19	\$0.00	\$10,853.19		



Filters: Cost Center Name Not Equal To DoNotReport; Billing Period Equal To 201605All Meter CodesAll Group Names

elpaso

Energy CAP

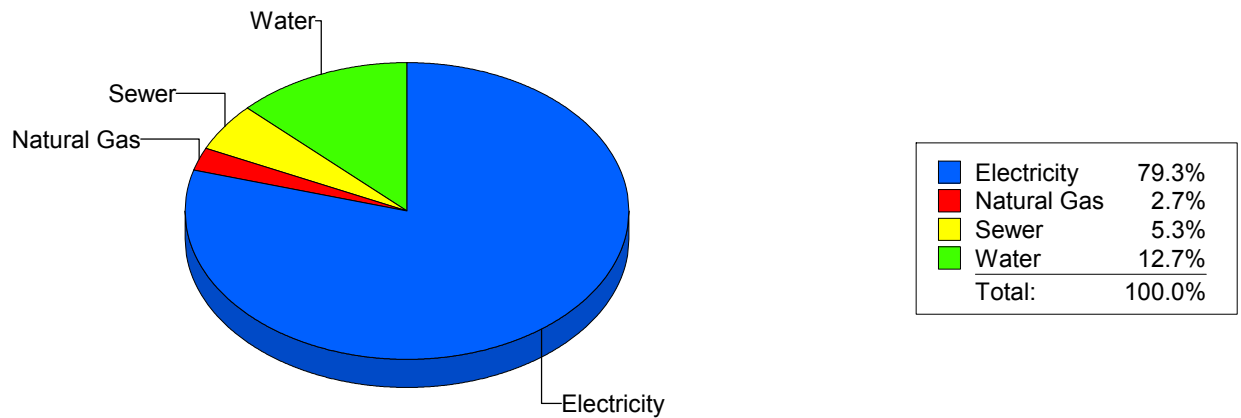
Cost Avoidance Program

Cost Summary Graph

Grouped by Energy Type

Energy Type	Use	Units	Meter Cost	Special Charges	Total Cost	Avg Unit Cost	% of Total Cost
Site: AUSTIN HIGH SCHOOL - AUSTIN HIGH SCHOOL							
Electricity	155,166	KWH	\$22,210.02	\$0.00	\$22,210.02	0.1431	79.33%
Natural Gas	893	CCF	\$746.43	\$0.00	\$746.43	0.8359	2.67%
Water	1,193	CCF	\$3,547.27	\$0.00	\$3,547.27	2.9734	12.67%
Sewer	604	CCF	\$1,494.77	\$0.00	\$1,494.77	2.4748	5.34%
Total Cost:			\$27,998.49	\$0.00	\$27,998.49		

For AUSTIN
HIGH SCHOOL



Filters: Cost Center Name Not Equal To DoNotReport; Billing Period Equal To 201605All Meter CodesAll Group Names

elpaso

Energy CAP

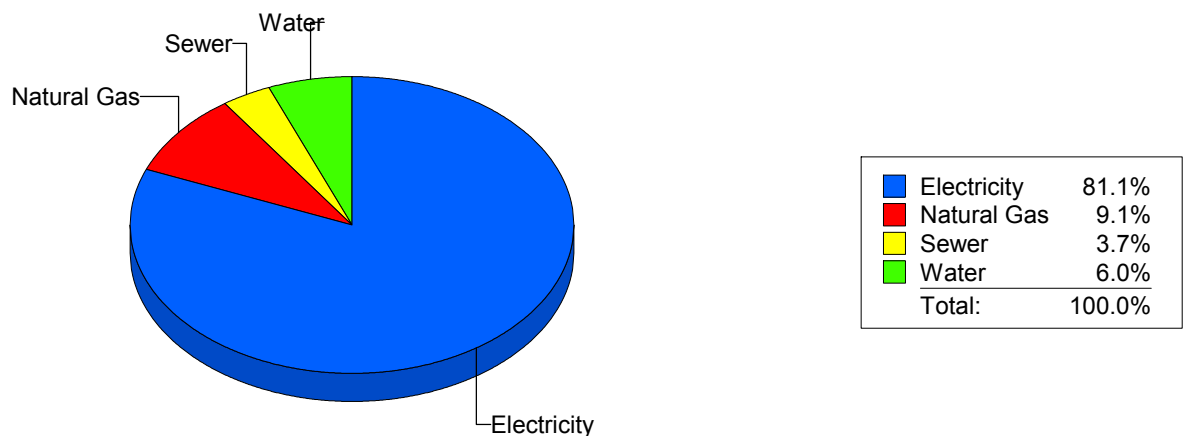
Cost Avoidance Program

Cost Summary Graph

Grouped by Energy Type

Energy Type	Use	Units	Meter Cost	Special Charges	Total Cost	Avg Unit Cost	% of Total Cost
Site: BARRON - BARRON							
Electricity	76,920	KWH	\$9,772.22	\$0.00	\$9,772.22	0.1270	81.13%
Natural Gas	1,918	CCF	\$1,099.59	\$0.00	\$1,099.59	0.5733	9.13%
Water	158	CCF	\$726.98	\$0.00	\$726.98	4.6011	6.04%
Sewer	68	CCF	\$446.84	\$0.00	\$446.84	6.5712	3.71%
Total Cost:			\$12,045.63	\$0.00	\$12,045.63		

For BARRON



Filters: Cost Center Name Not Equal To DoNotReport; Billing Period Equal To 201605All Meter CodesAll Group Names

elpaso

Energy CAP

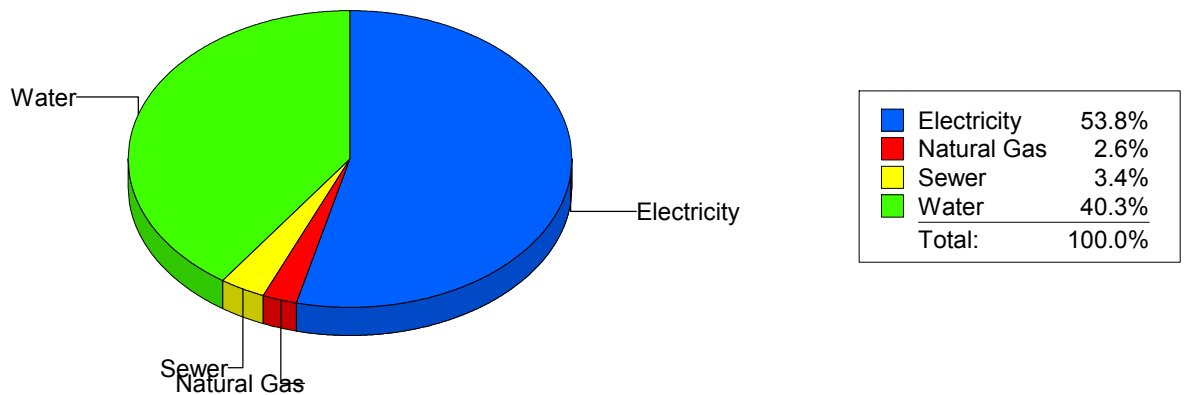
Cost Avoidance Program

Cost Summary Graph

Grouped by Energy Type

Energy Type	Use	Units	Meter Cost	Special Charges	Total Cost	Avg Unit Cost	% of Total Cost
Site: BASSET MIDDLE SCHOOL - BASSET MIDDLE SCHOOL							
Electricity	60,280	KWH	\$8,746.18	\$0.00	\$8,746.18	0.1451	53.76%
Natural Gas	418	CCF	\$420.52	\$0.00	\$420.52	1.0060	2.58%
Water	1,488	CCF	\$6,555.48	\$0.00	\$6,555.48	4.4056	40.30%
Sewer	271	CCF	\$546.37	\$0.00	\$546.37	2.0161	3.36%
Total Cost:			\$16,268.55	\$0.00	\$16,268.55		

For BASSET
MIDDLE
SCHOOL



Filters: Cost Center Name Not Equal To DoNotReport; Billing Period Equal To 201605All Meter CodesAll Group Names

elpaso

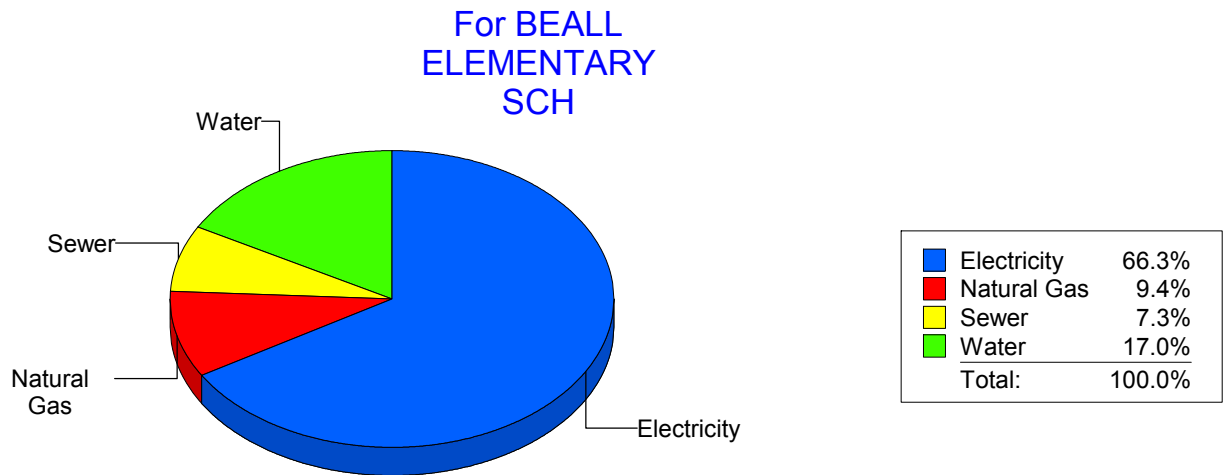
Energy CAP

Cost Avoidance Program

Cost Summary Graph

Grouped by Energy Type

Energy Type	Use	Units	Meter Cost	Special Charges	Total Cost	Avg Unit Cost	% of Total Cost
Site: BEALL ELEMENTARY SCH - BEALL ELEMENTARY SCH							
Electricity	25,386	KWH	\$3,207.23	\$0.00	\$3,207.23	0.1263	66.29%
Natural Gas	506	CCF	\$455.64	\$0.00	\$455.64	0.9005	9.42%
Water	289	CCF	\$820.56	\$0.00	\$820.56	2.8393	16.96%
Sewer	83	CCF	\$354.97	\$0.00	\$354.97	4.2767	7.34%
Total Cost:			\$4,838.40	\$0.00	\$4,838.40		



Filters: Cost Center Name Not Equal To DoNotReport; Billing Period Equal To 201605All Meter CodesAll Group Names

elpaso

Energy CAP

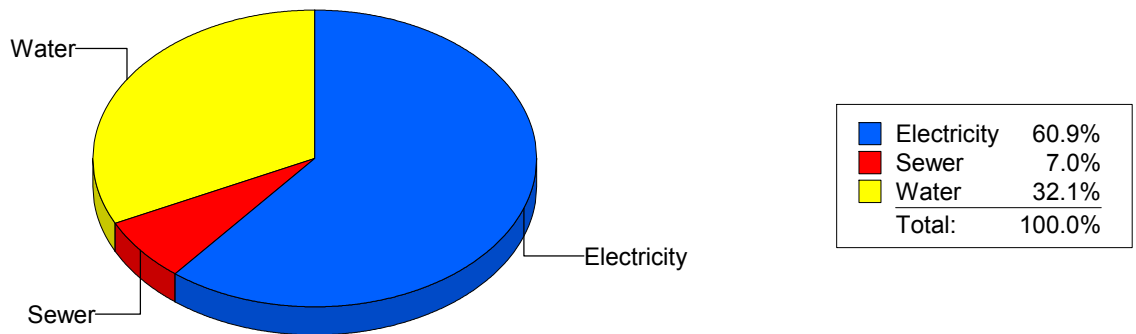
Cost Avoidance Program

Cost Summary Graph

Grouped by Energy Type

Energy Type	Use	Units	Meter Cost	Special Charges	Total Cost	Avg Unit Cost	% of Total Cost
Site: BLISS ELEMENTARY - BLISS ELEMENTARY							
Electricity	29,668	KWH	\$3,973.88	\$0.00	\$3,973.88	0.1339	60.92%
Water	577	CCF	\$2,095.08	\$0.00	\$2,095.08	3.6310	32.12%
Sewer	85	CCF	\$453.97	\$0.00	\$453.97	5.3408	6.96%
Total Cost:			\$6,522.93	\$0.00	\$6,522.93		

For BLISS
ELEMENTARY



Filters: Cost Center Name Not Equal To DoNotReport; Billing Period Equal To 201605All Meter CodesAll Group Names

elpaso

Energy CAP

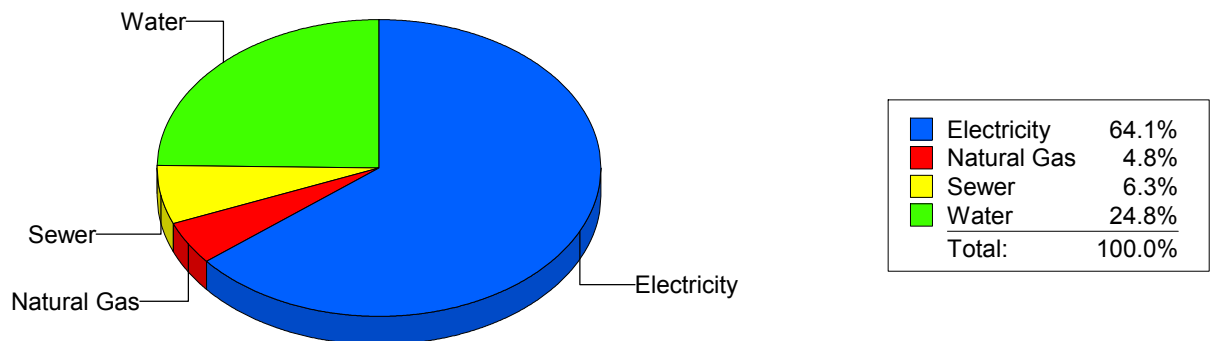
Cost Avoidance Program

Cost Summary Graph

Grouped by Energy Type

Energy Type	Use	Units	Meter Cost	Special Charges	Total Cost	Avg Unit Cost	% of Total Cost
Site: BOND - BOND ELEMENTARY							
Electricity	26,866	KWH	\$4,239.14	\$0.00	\$4,239.14	0.1578	64.08%
Natural Gas	204	CCF	\$318.46	\$0.00	\$318.46	1.5611	4.81%
Water	442	CCF	\$1,640.07	\$0.00	\$1,640.07	3.7106	24.79%
Sewer	120	CCF	\$417.53	\$0.00	\$417.53	3.4794	6.31%
Total Cost:			\$6,615.20	\$0.00	\$6,615.20		

For BOND
ELEMENTARY



Filters: Cost Center Name Not Equal To DoNotReport; Billing Period Equal To 201605All Meter CodesAll Group Names

elpaso

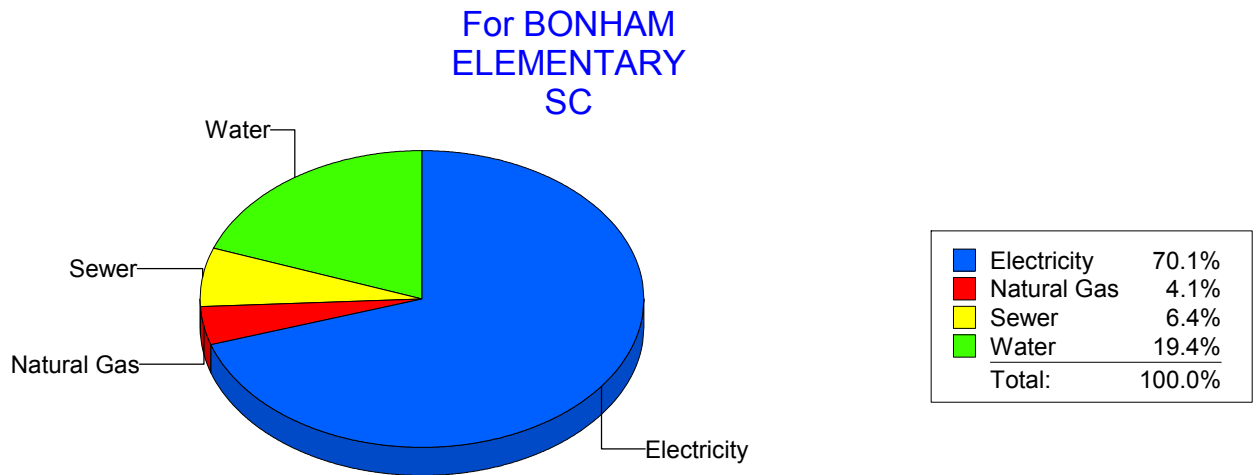
Energy CAP

Cost Avoidance Program

Cost Summary Graph

Grouped by Energy Type

Energy Type	Use	Units	Meter Cost	Special Charges	Total Cost	Avg Unit Cost	% of Total Cost
Site: BONHAM ELEMENTARY SC - BONHAM ELEMENTARY SC							
Electricity	24,420	KWH	\$4,097.16	\$0.00	\$4,097.16	0.1678	70.10%
Natural Gas	279	CCF	\$237.24	\$0.00	\$237.24	0.8503	4.06%
Water	359	CCF	\$1,136.01	\$0.00	\$1,136.01	3.1644	19.44%
Sewer	98	CCF	\$374.11	\$0.00	\$374.11	3.8174	6.40%
Total Cost:			\$5,844.52	\$0.00	\$5,844.52		



Filters: Cost Center Name Not Equal To DoNotReport; Billing Period Equal To 201605All Meter CodesAll Group Names

elpaso

Energy CAP

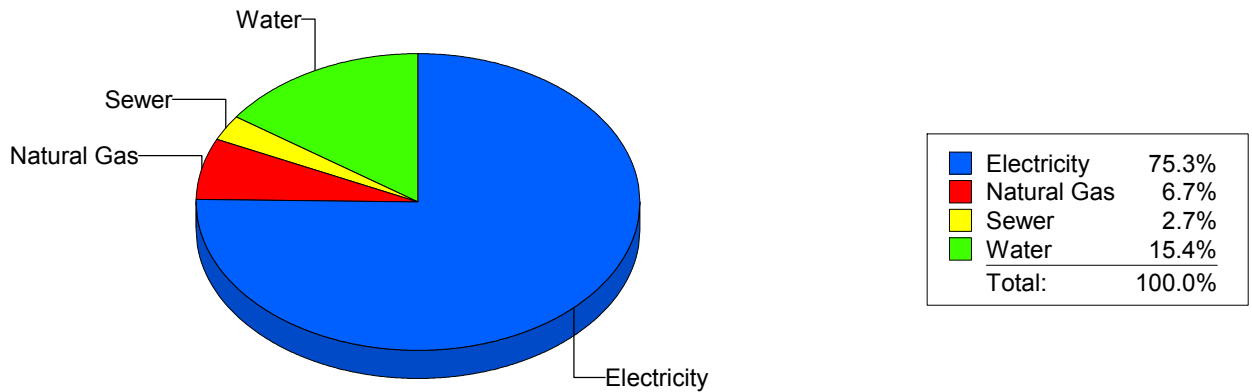
Cost Avoidance Program

Cost Summary Graph

Grouped by Energy Type

Energy Type	Use	Units	Meter Cost	Special Charges	Total Cost	Avg Unit Cost	% of Total Cost
Site: BOWIE HIGH SCHOOL - BOWIE HIGH SCHOOL							
Electricity	284,456	KWH	\$36,552.86	\$0.00	\$36,552.86	0.1285	75.28%
Natural Gas	6,773	CCF	\$3,242.26	\$0.00	\$3,242.26	0.4787	6.68%
Water	3,617	CCF	\$7,461.96	\$0.00	\$7,461.96	2.0630	15.37%
Sewer	441	CCF	\$1,297.88	\$0.00	\$1,297.88	2.9430	2.67%
Total Cost:			\$48,554.96	\$0.00	\$48,554.96		

For BOWIE
HIGH SCHOOL



Filters: Cost Center Name Not Equal To DoNotReport; Billing Period Equal To 201605All Meter CodesAll Group Names

elpaso

Energy CAP

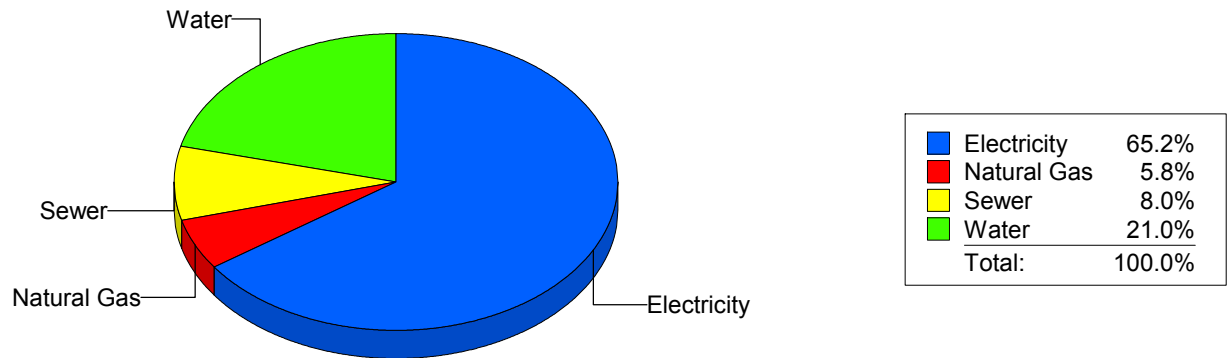
Cost Avoidance Program

Cost Summary Graph

Grouped by Energy Type

Energy Type	Use	Units	Meter Cost	Special Charges	Total Cost	Avg Unit Cost	% of Total Cost
Site: BRADLEY ELEMENTARY - BRADLEY ELEMENTARY							
Electricity	24,400	KWH	\$3,136.27	\$0.00	\$3,136.27	0.1285	65.16%
Natural Gas	366	CCF	\$278.39	\$0.00	\$278.39	0.7606	5.78%
Water	254	CCF	\$1,011.88	\$0.00	\$1,011.88	3.9838	21.02%
Sewer	105	CCF	\$387.00	\$0.00	\$387.00	3.6857	8.04%
Total Cost:			\$4,813.54	\$0.00	\$4,813.54		

For BRADLEY
ELEMENTARY



Filters: Cost Center Name Not Equal To DoNotReport; Billing Period Equal To 201605All Meter CodesAll Group Names

elpaso

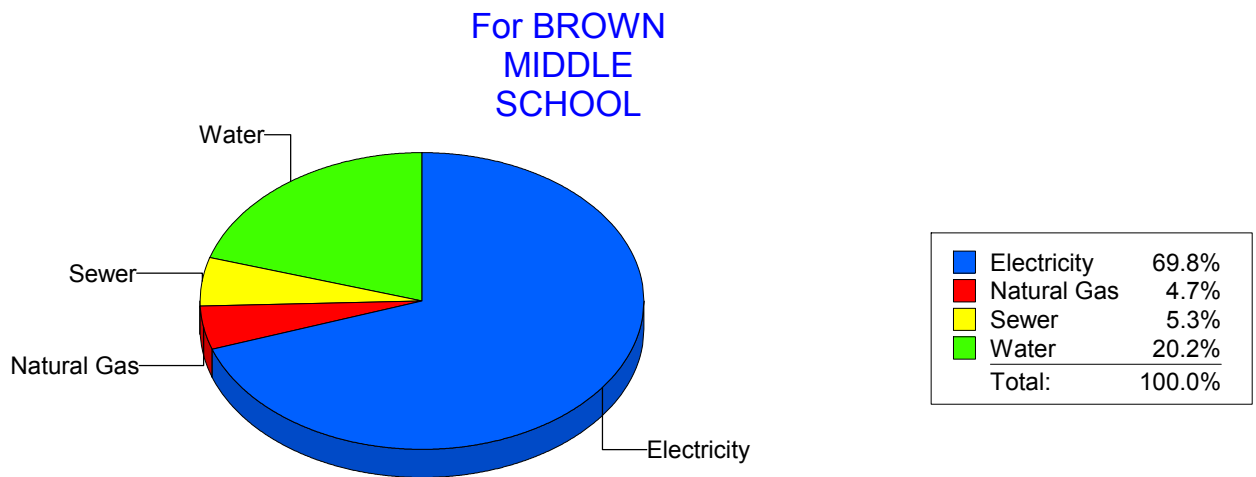
Energy CAP

Cost Avoidance Program

Cost Summary Graph

Grouped by Energy Type

Energy Type	Use	Units	Meter Cost	Special Charges	Total Cost	Avg Unit Cost	% of Total Cost
Site: BROWN MIDDLE SCHOOL - BROWN MIDDLE SCHOOL							
Electricity	102,600	KWH	\$12,501.83	\$0.00	\$12,501.83	0.1219	69.83%
Natural Gas	1,597	CCF	\$837.12	\$0.00	\$837.12	0.5241	4.68%
Water	1,169	CCF	\$3,618.34	\$0.00	\$3,618.34	3.0952	20.21%
Sewer	332	CCF	\$944.70	\$0.00	\$944.70	2.8455	5.28%
Total Cost:			\$17,901.99	\$0.00	\$17,901.99		



Filters: Cost Center Name Not Equal To DoNotReport; Billing Period Equal To 201605All Meter CodesAll Group Names

elpaso

Energy CAP

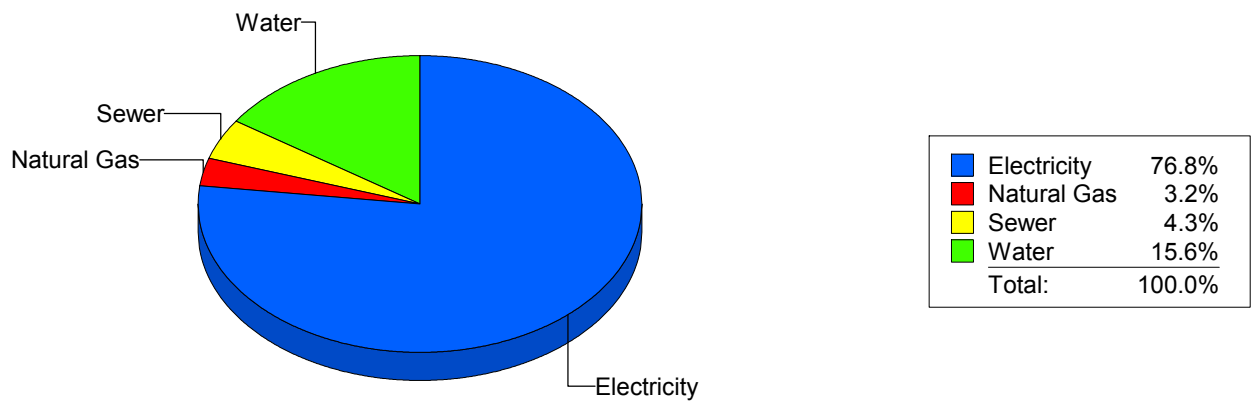
Cost Avoidance Program

Cost Summary Graph

Grouped by Energy Type

Energy Type	Use	Units	Meter Cost	Special Charges	Total Cost	Avg Unit Cost	% of Total Cost
Site: BURGESS HIGH SCHOOL - BURGESS HIGH SCHOOL							
Electricity	112,397	KWH	\$15,858.96	\$0.00	\$15,858.96	0.1411	76.81%
Natural Gas	713	CCF	\$670.91	\$0.00	\$670.91	0.9410	3.25%
Water	937	CCF	\$3,227.64	\$0.00	\$3,227.64	3.4447	15.63%
Sewer	287	CCF	\$888.82	\$0.00	\$888.82	3.0969	4.30%
Total Cost:			\$20,646.33	\$0.00	\$20,646.33		

For BURGESS
HIGH SCHOOL



Filters: Cost Center Name Not Equal To DoNotReport; Billing Period Equal To 201605All Meter CodesAll Group Names

elpaso

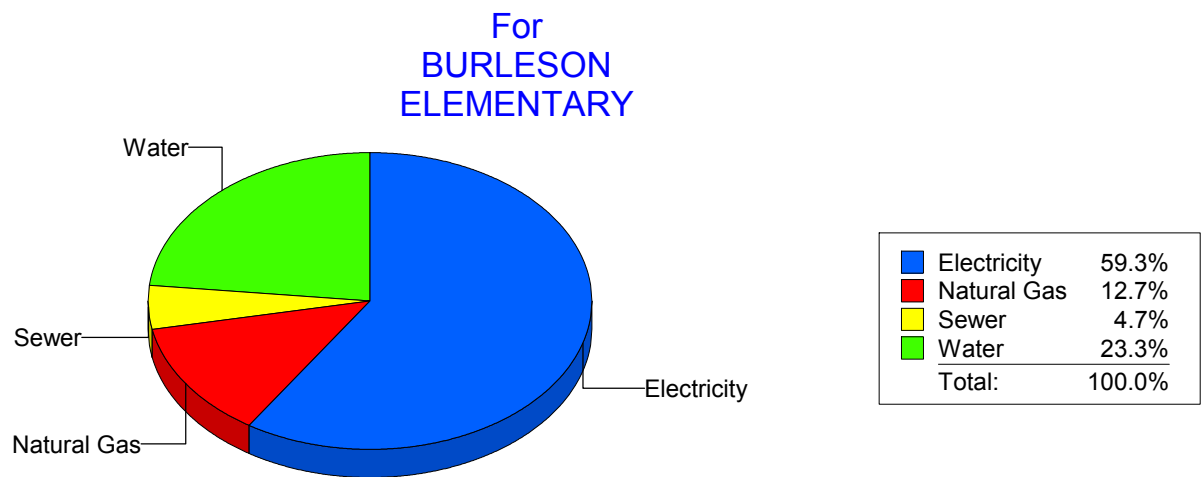
Energy CAP

Cost Avoidance Program

Cost Summary Graph

Grouped by Energy Type

Energy Type	Use	Units	Meter Cost	Special Charges	Total Cost	Avg Unit Cost	% of Total Cost
Site: BURLESON ELEMENTARY - BURLESON ELEMENTARY							
Electricity	26,281	KWH	\$3,274.82	\$0.00	\$3,274.82	0.1246	59.26%
Natural Gas	803	CCF	\$703.82	\$0.00	\$703.82	0.8765	12.74%
Water	388	CCF	\$1,285.62	\$0.00	\$1,285.62	3.3135	23.26%
Sewer	69	CCF	\$262.07	\$0.00	\$262.07	3.7981	4.74%
Total Cost:			\$5,526.33	\$0.00	\$5,526.33		



Filters: Cost Center Name Not Equal To DoNotReport; Billing Period Equal To 201605All Meter CodesAll Group Names

el paso

Energy CAP

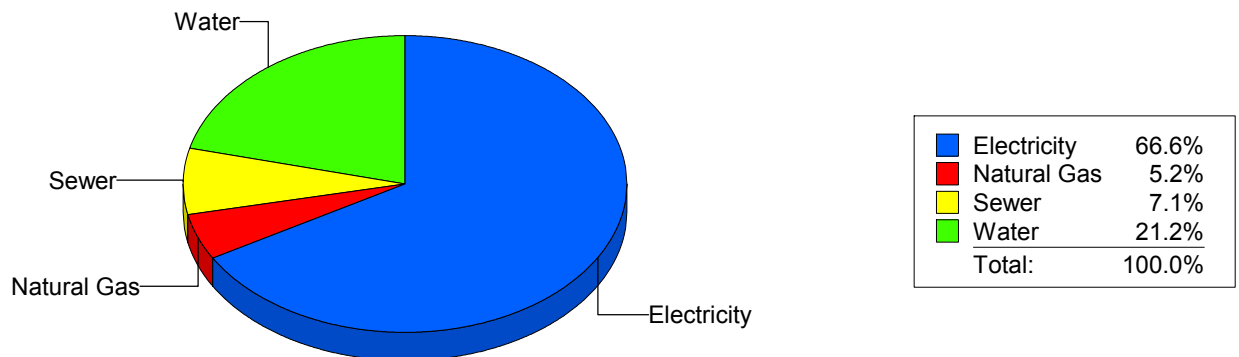
Cost Avoidance Program

Cost Summary Graph

Grouped by Energy Type

Energy Type	Use	Units	Meter Cost	Special Charges	Total Cost	Avg Unit Cost	% of Total Cost
Site: BURNET ELEMENTARY - BURNET ELEMENTARY							
Electricity	22,481	KWH	\$3,339.61	\$0.00	\$3,339.61	0.1486	66.58%
Natural Gas	68	CCF	\$258.95	\$0.00	\$258.95	3.8081	5.16%
Water	338	CCF	\$1,061.24	\$0.00	\$1,061.24	3.1398	21.16%
Sewer	47	CCF	\$356.12	\$0.00	\$356.12	7.5770	7.10%
Total Cost:			\$5,015.92	\$0.00	\$5,015.92		

For BURNET
ELEMENTARY



Filters: Cost Center Name Not Equal To DoNotReport; Billing Period Equal To 201605All Meter CodesAll Group Names

elpaso

Energy CAP

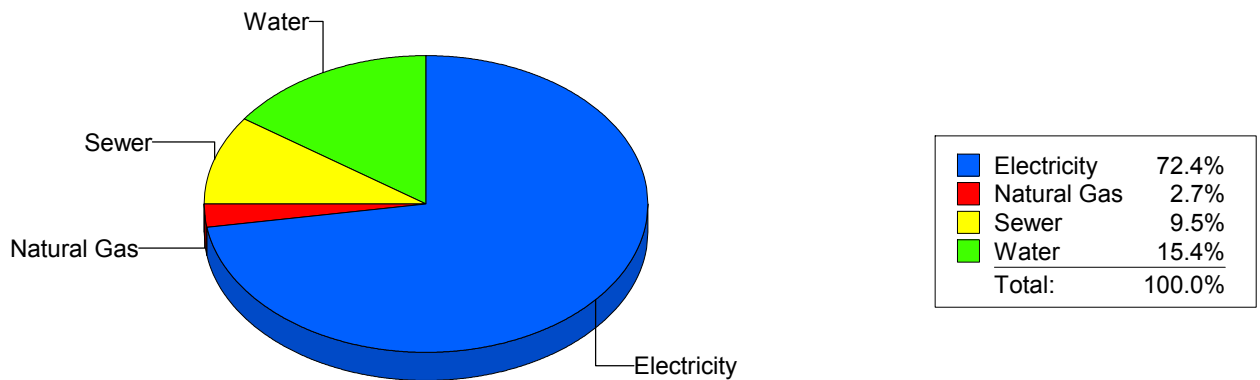
Cost Avoidance Program

Cost Summary Graph

Grouped by Energy Type

Energy Type	Use	Units	Meter Cost	Special Charges	Total Cost	Avg Unit Cost	% of Total Cost
Site: CANYON HILLS MIDDLE - CANYON HILLS MIDDLE							
Electricity	68,530	KWH	\$8,765.93	\$0.00	\$8,765.93	0.1279	72.39%
Natural Gas	229	CCF	\$331.12	\$0.00	\$331.12	1.4459	2.73%
Water	745	CCF	\$1,866.27	\$0.00	\$1,866.27	2.5051	15.41%
Sewer	190	CCF	\$1,145.25	\$0.00	\$1,145.25	6.0276	9.46%
Total Cost:			\$12,108.57	\$0.00	\$12,108.57		

For CANYON
HILLS MIDDLE



Filters: Cost Center Name Not Equal To DoNotReport; Billing Period Equal To 201605All Meter CodesAll Group Names

elpaso

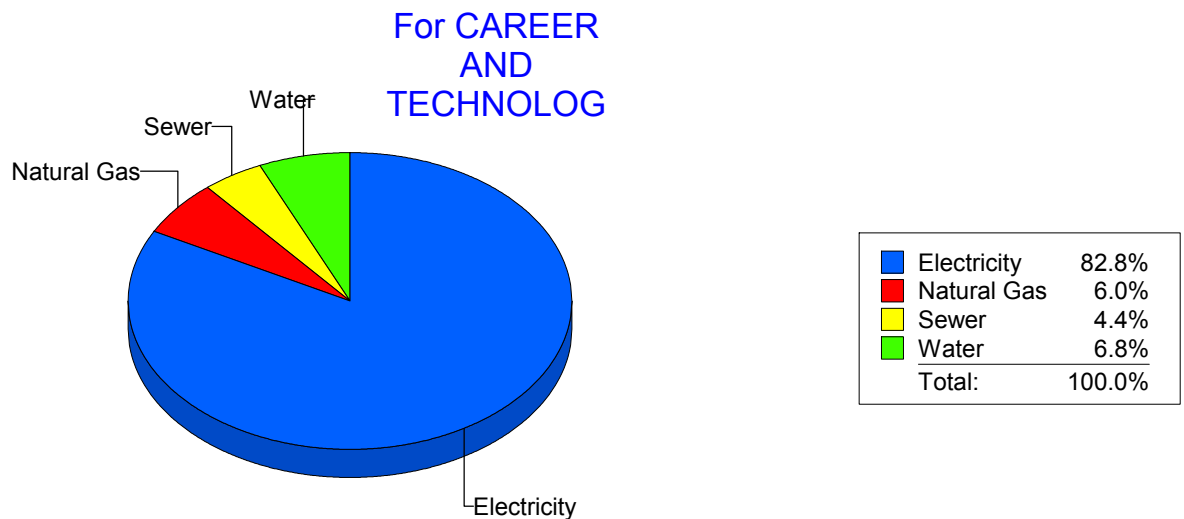
Energy CAP

Cost Avoidance Program

Cost Summary Graph

Grouped by Energy Type

Energy Type	Use	Units	Meter Cost	Special Charges	Total Cost	Avg Unit Cost	% of Total Cost
Site: CAREER AND TECHNOLOG - CAREER AND TECHNOLOG							
Electricity	89,947	KWH	\$11,617.71	\$0.00	\$11,617.71	0.1292	82.82%
Natural Gas	1,618	CCF	\$846.47	\$0.00	\$846.47	0.5232	6.03%
Water	361	CCF	\$950.70	\$0.00	\$950.70	2.6335	6.78%
Sewer	356	CCF	\$612.17	\$0.00	\$612.17	1.7196	4.36%
Total Cost:			\$14,027.05	\$0.00	\$14,027.05		



Filters: Cost Center Name Not Equal To DoNotReport; Billing Period Equal To 201605All Meter CodesAll Group Names

elpaso

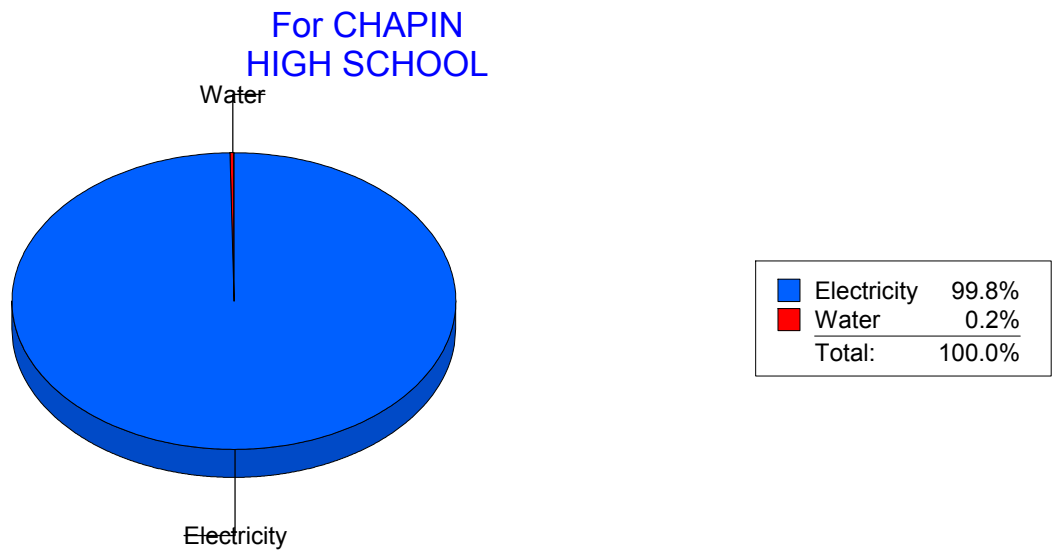
Energy CAP

Cost Avoidance Program

Cost Summary Graph

Grouped by Energy Type

Energy Type	Use	Units	Meter Cost	Special Charges	Total Cost	Avg Unit Cost	% of Total Cost
Site: CHAPIN HIGH SCHOOL - CHAPIN HIGH SCHOOL							
Electricity	309,750	KWH	\$36,916.33	\$0.00	\$36,916.33	0.1192	99.85%
Water	0	CCF	\$56.58	\$0.00	\$56.58	0.0000	0.15%
Total Cost:			\$36,972.91	\$0.00	\$36,972.91		



Filters: Cost Center Name Not Equal To DoNotReport; Billing Period Equal To 201605All Meter CodesAll Group Names

elpaso

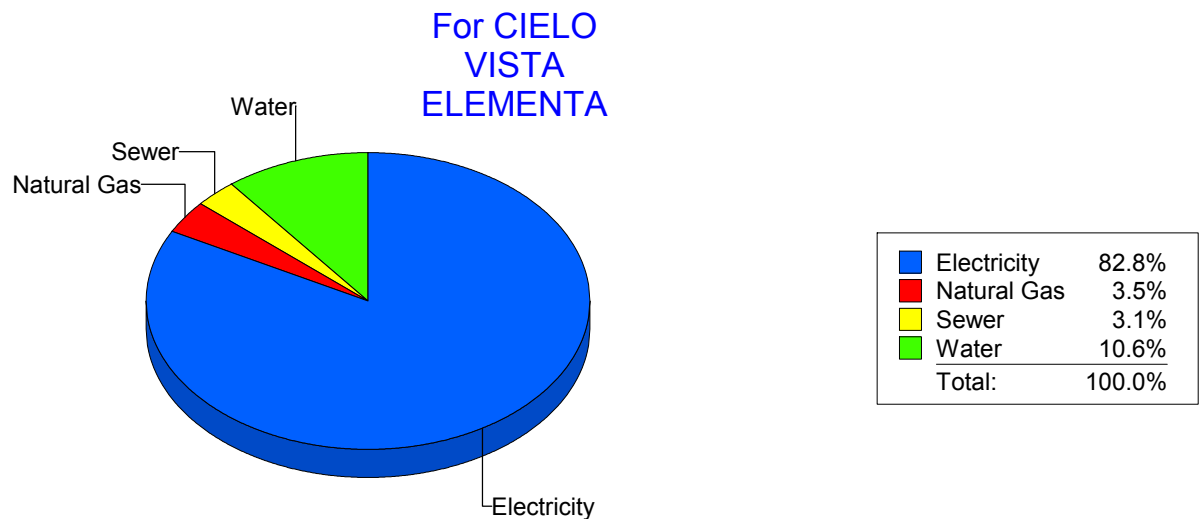
Energy CAP

Cost Avoidance Program

Cost Summary Graph

Grouped by Energy Type

Energy Type	Use	Units	Meter Cost	Special Charges	Total Cost	Avg Unit Cost	% of Total Cost
Site: CIELO VISTA ELEMENTA - CIELO VISTA ELEMENTA							
Electricity	58,760	KWH	\$8,001.75	\$0.00	\$8,001.75	0.1362	82.78%
Natural Gas	273	CCF	\$341.75	\$0.00	\$341.75	1.2518	3.54%
Water	383	CCF	\$1,025.33	\$0.00	\$1,025.33	2.6771	10.61%
Sewer	44	CCF	\$297.22	\$0.00	\$297.22	6.7550	3.07%
Total Cost:			\$9,666.05	\$0.00	\$9,666.05		



Filters: Cost Center Name Not Equal To DoNotReport; Billing Period Equal To 201605All Meter CodesAll Group Names

elpaso

Energy CAP

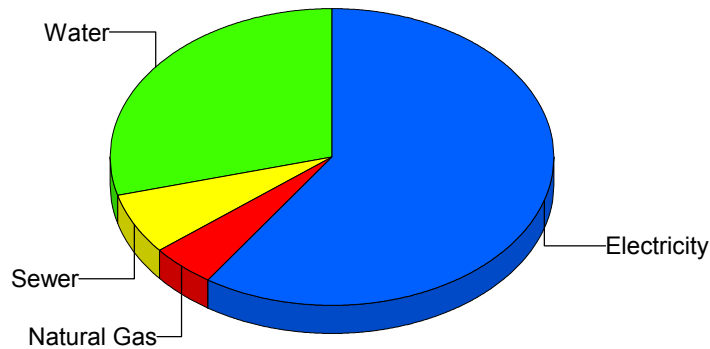
Cost Avoidance Program

Cost Summary Graph

Grouped by Energy Type

Energy Type	Use	Units	Meter Cost	Special Charges	Total Cost	Avg Unit Cost	% of Total Cost
Site: CLARDY ELEMENTARY SC - CLARDY ELEMENTARY SC							
Electricity	30,441	KWH	\$4,729.29	\$0.00	\$4,729.29	0.1554	59.51%
Natural Gas	326	CCF	\$377.00	\$0.00	\$377.00	1.1564	4.74%
Water	594	CCF	\$2,325.54	\$0.00	\$2,325.54	3.9151	29.26%
Sewer	149	CCF	\$514.88	\$0.00	\$514.88	3.4556	6.48%
Total Cost:			\$7,946.71	\$0.00	\$7,946.71		

For CLARDY
ELEMENTARY
SC



Electricity	59.5%
Natural Gas	4.7%
Sewer	6.5%
Water	29.3%
Total:	100.0%

Filters: Cost Center Name Not Equal To DoNotReport; Billing Period Equal To 201605All Meter CodesAll Group Names

elpaso

Energy CAP

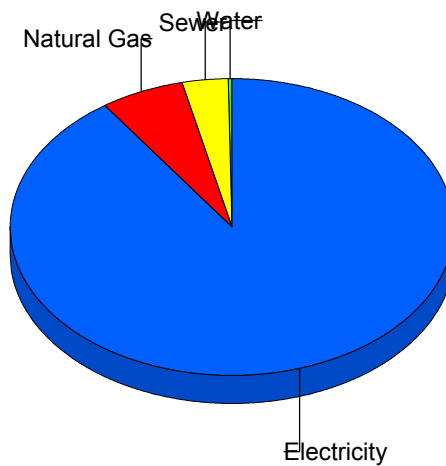
Cost Avoidance Program

Cost Summary Graph

Grouped by Energy Type

Energy Type	Use	Units	Meter Cost	Special Charges	Total Cost	Avg Unit Cost	% of Total Cost
Site: CLENDININ - CLENDININ							
Electricity	46,798	KWH	\$6,100.70	\$0.00	\$6,100.70	0.1304	90.17%
Natural Gas	676	CCF	\$421.25	\$0.00	\$421.25	0.6232	6.23%
Water	0	CCF	\$19.94	\$0.00	\$19.94	0.0000	0.29%
Sewer	0	CCF	\$224.26	\$0.00	\$224.26	0.0000	3.31%
Total Cost:			\$6,766.15	\$0.00	\$6,766.15		

For CLENDININ



Electricity	90.2%
Natural Gas	6.2%
Sewer	3.3%
Water	0.3%
Total:	100.0%

Filters: Cost Center Name Not Equal To DoNotReport; Billing Period Equal To 201605All Meter CodesAll Group Names

elpaso

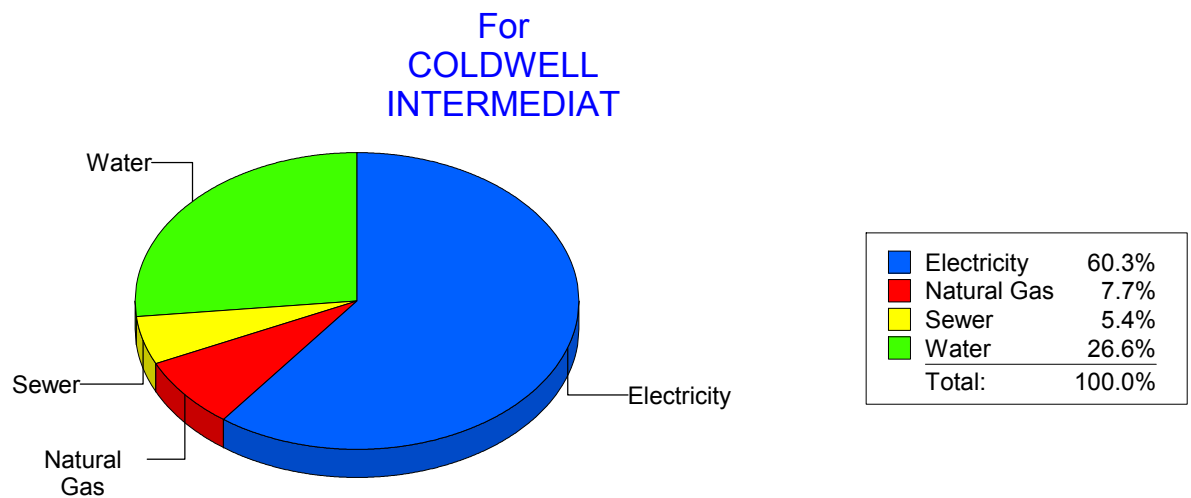
Energy CAP

Cost Avoidance Program

Cost Summary Graph

Grouped by Energy Type

Energy Type	Use	Units	Meter Cost	Special Charges	Total Cost	Avg Unit Cost	% of Total Cost
Site: COLDWELL INTERMEDIAT - COLDWELL INTERMEDIAT							
Electricity	29,514	KWH	\$4,095.95	\$0.00	\$4,095.95	0.1388	60.32%
Natural Gas	388	CCF	\$522.26	\$0.00	\$522.26	1.3460	7.69%
Water	395	CCF	\$1,805.15	\$0.00	\$1,805.15	4.5700	26.58%
Sewer	182	CCF	\$367.47	\$0.00	\$367.47	2.0191	5.41%
Total Cost:			\$6,790.83	\$0.00	\$6,790.83		



Filters: Cost Center Name Not Equal To DoNotReport; Billing Period Equal To 201605All Meter CodesAll Group Names

elpaso

Energy CAP

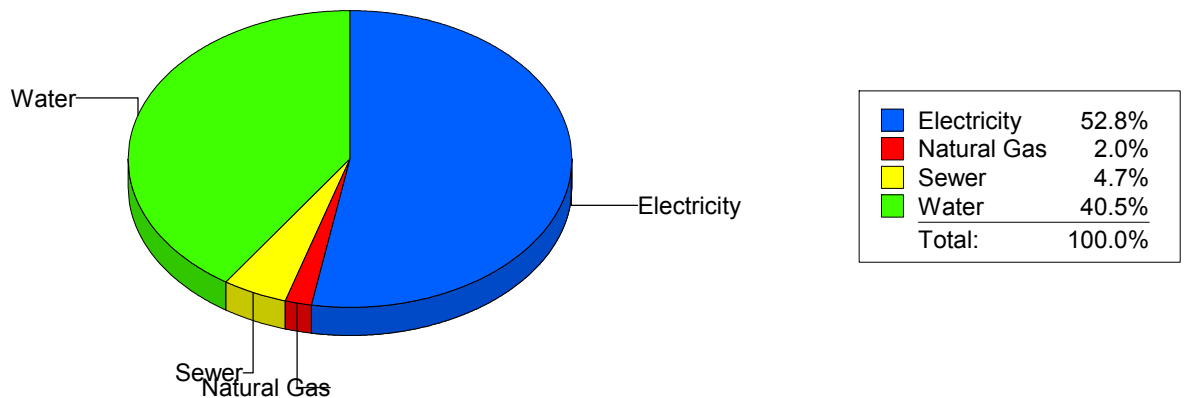
Cost Avoidance Program

Cost Summary Graph

Grouped by Energy Type

Energy Type	Use	Units	Meter Cost	Special Charges	Total Cost	Avg Unit Cost	% of Total Cost
Site: COLLINS ELEMENTARY - COLLINS ELEMENTARY							
Electricity	46,683	KWH	\$6,114.46	\$0.00	\$6,114.46	0.1310	52.82%
Natural Gas	1	CCF	\$235.42	\$0.00	\$235.42	235.4200	2.03%
Water	1,069	CCF	\$4,682.68	\$0.00	\$4,682.68	4.3804	40.45%
Sewer	184	CCF	\$543.07	\$0.00	\$543.07	2.9515	4.69%
Total Cost:			\$11,575.63	\$0.00	\$11,575.63		

For COLLINS
ELEMENTARY



Filters: Cost Center Name Not Equal To DoNotReport; Billing Period Equal To 201605All Meter CodesAll Group Names

elpaso

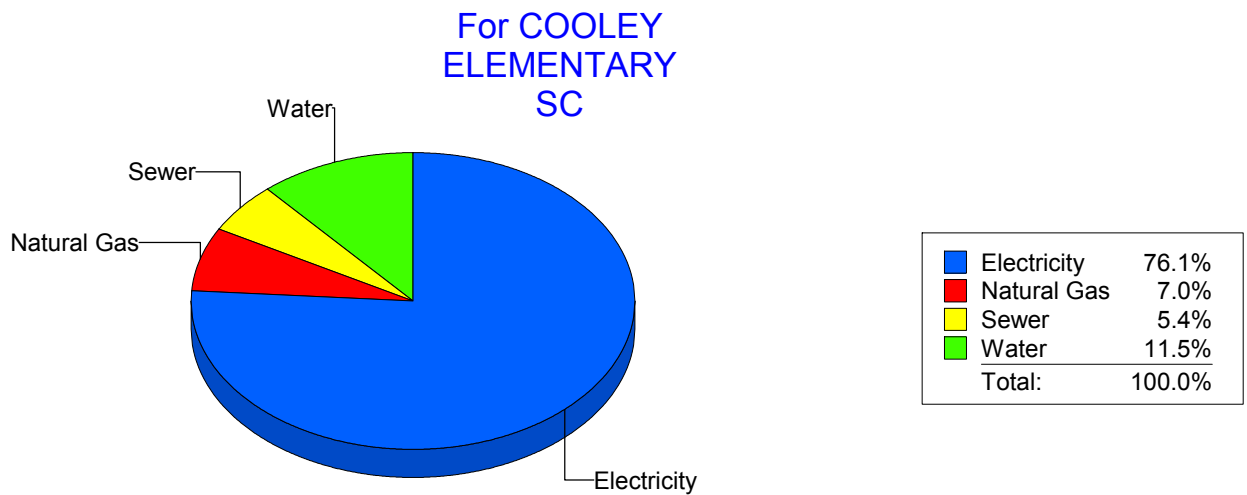
Energy CAP

Cost Avoidance Program

Cost Summary Graph

Grouped by Energy Type

Energy Type	Use	Units	Meter Cost	Special Charges	Total Cost	Avg Unit Cost	% of Total Cost
Site: COOLEY ELEMENTARY SC - COOLEY ELEMENTARY SC							
Electricity	84,000	KWH	\$10,609.25	\$0.00	\$10,609.25	0.1263	76.08%
Natural Gas	1,639	CCF	\$973.62	\$0.00	\$973.62	0.5940	6.98%
Water	426	CCF	\$1,605.39	\$0.00	\$1,605.39	3.7685	11.51%
Sewer	157	CCF	\$756.95	\$0.00	\$756.95	4.8213	5.43%
Total Cost:			\$13,945.21	\$0.00	\$13,945.21		



Filters: Cost Center Name Not Equal To DoNotReport; Billing Period Equal To 201605All Meter CodesAll Group Names

elpaso

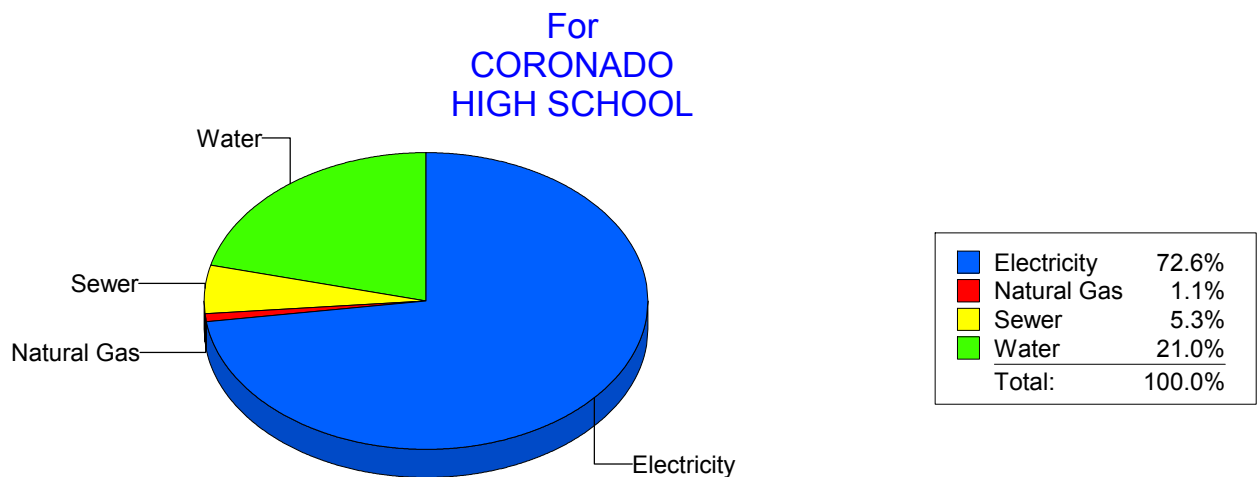
Energy CAP

Cost Avoidance Program

Cost Summary Graph

Grouped by Energy Type

Energy Type	Use	Units	Meter Cost	Special Charges	Total Cost	Avg Unit Cost	% of Total Cost
Site: CORONADO HIGH SCHOOL - CORONADO HIGH SCHOOL							
Electricity	221,539	KWH	\$29,725.54	\$0.00	\$29,725.54	0.1342	72.65%
Natural Gas	286	CCF	\$447.12	\$0.00	\$447.12	1.5634	1.09%
Water	4,243	CCF	\$8,591.81	\$0.00	\$8,591.81	2.0249	21.00%
Sewer	1,352	CCF	\$2,153.71	\$0.00	\$2,153.71	1.5930	5.26%
Total Cost:			\$40,918.18	\$0.00	\$40,918.18		



Filters: Cost Center Name Not Equal To DoNotReport; Billing Period Equal To 201605All Meter CodesAll Group Names

elpaso

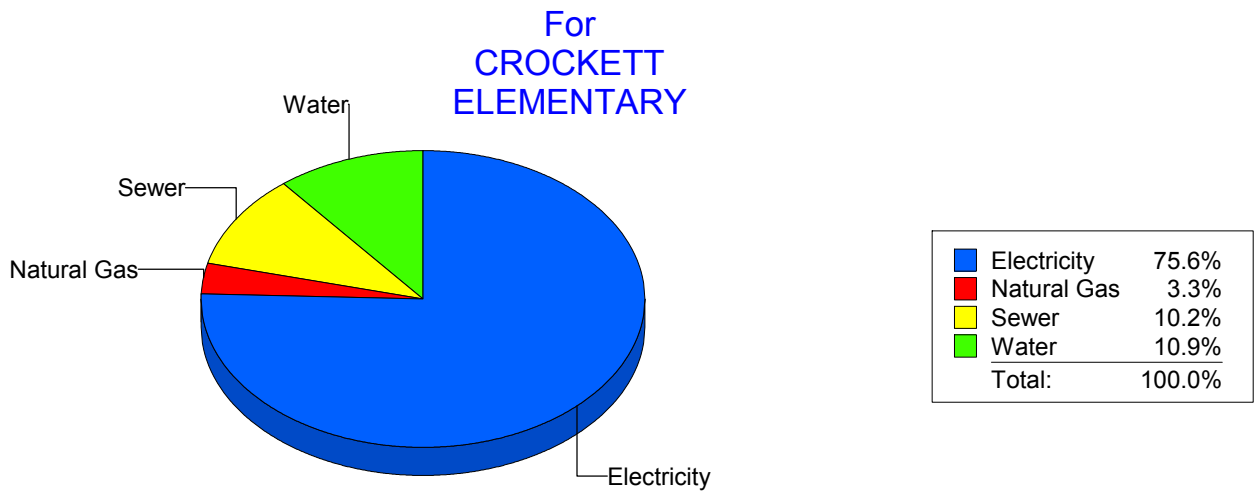
Energy CAP

Cost Avoidance Program

Cost Summary Graph

Grouped by Energy Type

Energy Type	Use	Units	Meter Cost	Special Charges	Total Cost	Avg Unit Cost	% of Total Cost
Site: CROCKETT - CROCKETT ELEMENTARY							
Electricity	29,811	KWH	\$4,149.70	\$0.00	\$4,149.70	0.1392	75.64%
Natural Gas	166	CCF	\$183.78	\$0.00	\$183.78	1.1071	3.35%
Water	232	CCF	\$595.49	\$0.00	\$595.49	2.5668	10.85%
Sewer	85	CCF	\$557.28	\$0.00	\$557.28	6.5562	10.16%
Total Cost:			\$5,486.25	\$0.00	\$5,486.25		



Filters: Cost Center Name Not Equal To DoNotReport; Billing Period Equal To 201605All Meter CodesAll Group Names

elpaso

Energy CAP

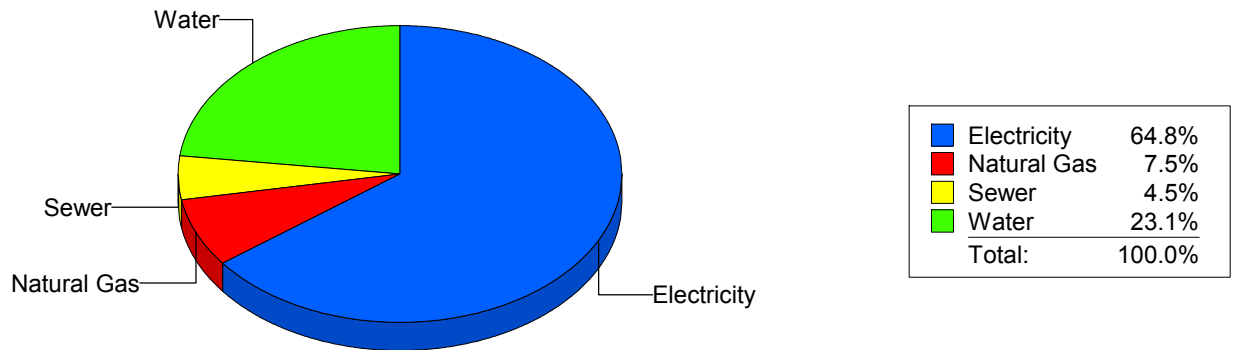
Cost Avoidance Program

Cost Summary Graph

Grouped by Energy Type

Energy Type	Use	Units	Meter Cost	Special Charges	Total Cost	Avg Unit Cost	% of Total Cost
Site: CROSBY ELEMENTARY - CROSBY ELEMENTARY							
Electricity	33,501	KWH	\$4,346.88	\$0.00	\$4,346.88	0.1298	64.84%
Natural Gas	596	CCF	\$502.66	\$0.00	\$502.66	0.8434	7.50%
Water	371	CCF	\$1,549.14	\$0.00	\$1,549.14	4.1756	23.11%
Sewer	81	CCF	\$304.97	\$0.00	\$304.97	3.7651	4.55%
Total Cost:			\$6,703.65	\$0.00	\$6,703.65		

For CROSBY
ELEMENTARY



Filters: Cost Center Name Not Equal To DoNotReport; Billing Period Equal To 201605All Meter CodesAll Group Names

elpaso

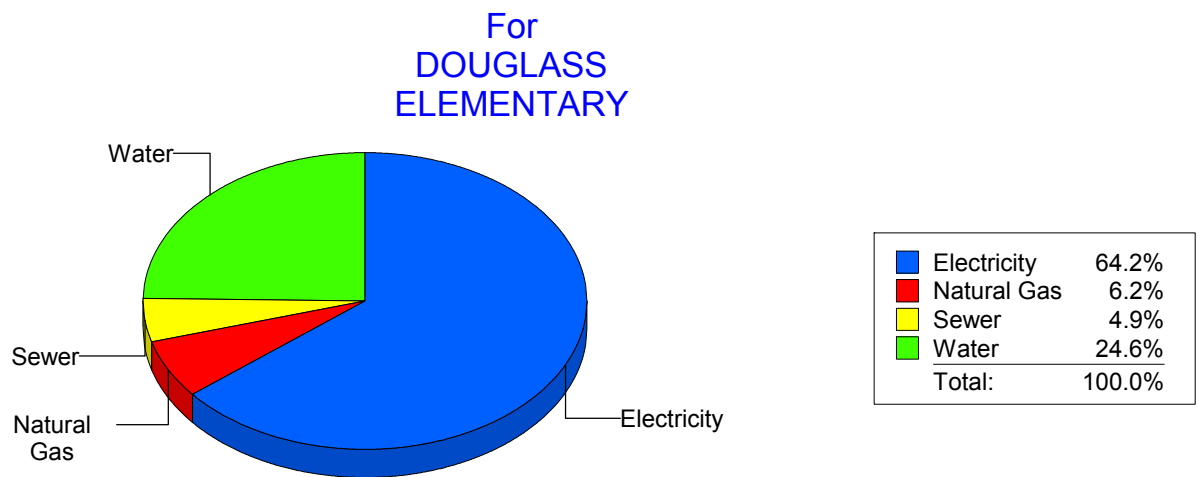
Energy CAP

Cost Avoidance Program

Cost Summary Graph

Grouped by Energy Type

Energy Type	Use	Units	Meter Cost	Special Charges	Total Cost	Avg Unit Cost	% of Total Cost
Site: DOUGLASS ELEMENTARY - DOUGLASS ELEMENTARY							
Electricity	38,231	KWH	\$4,899.45	\$0.00	\$4,899.45	0.1282	64.23%
Natural Gas	534	CCF	\$474.67	\$0.00	\$474.67	0.8889	6.22%
Water	449	CCF	\$1,878.15	\$0.00	\$1,878.15	4.1830	24.62%
Sewer	83	CCF	\$376.04	\$0.00	\$376.04	4.5306	4.93%
Total Cost:			\$7,628.31	\$0.00	\$7,628.31		



Filters: Cost Center Name Not Equal To DoNotReport; Billing Period Equal To 201605All Meter CodesAll Group Names

elpaso

Energy CAP

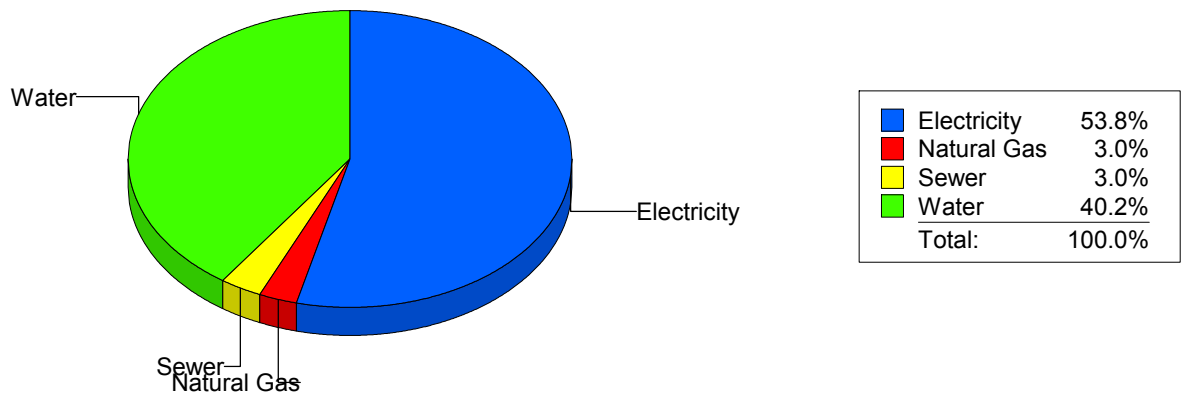
Cost Avoidance Program

Cost Summary Graph

Grouped by Energy Type

Energy Type	Use	Units	Meter Cost	Special Charges	Total Cost	Avg Unit Cost	% of Total Cost
Site: DOWELL ELEMENTARY - DOWELL ELEMENTARY							
Electricity	21,284	KWH	\$2,858.31	\$0.00	\$2,858.31	0.1343	53.76%
Natural Gas	113	CCF	\$158.81	\$0.00	\$158.81	1.4054	2.99%
Water	661	CCF	\$2,140.09	\$0.00	\$2,140.09	3.2377	40.25%
Sewer	91	CCF	\$159.85	\$0.00	\$159.85	1.7566	3.01%
Total Cost:			\$5,317.06	\$0.00	\$5,317.06		

For DOWELL
ELEMENTARY



Filters: Cost Center Name Not Equal To DoNotReport; Billing Period Equal To 201605All Meter CodesAll Group Names

elpaso

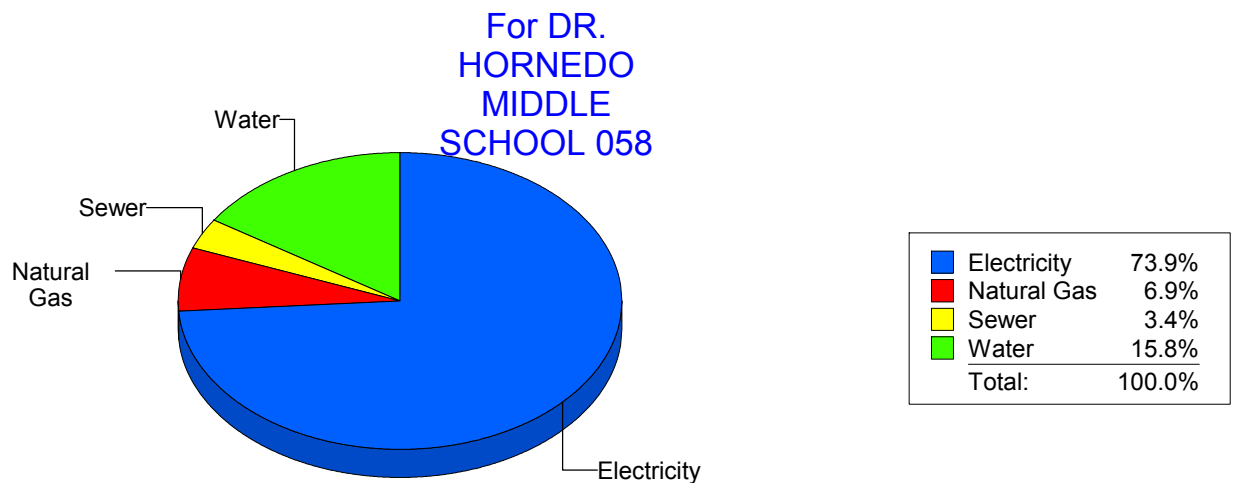
Energy CAP

Cost Avoidance Program

Cost Summary Graph

Grouped by Energy Type

Energy Type	Use	Units	Meter Cost	Special Charges	Total Cost	Avg Unit Cost	% of Total Cost
Site: DRHORNEDOMIDDLESCHOOL - DR. HORNEDO MIDDLE SCHOOL 058							
Electricity	97,962	KWH	\$13,788.66	\$0.00	\$13,788.66	0.1408	73.90%
Natural Gas	2,583	CCF	\$1,282.33	\$0.00	\$1,282.33	0.4964	6.87%
Water	710	CCF	\$2,949.84	\$0.00	\$2,949.84	4.1547	15.81%
Sewer	119	CCF	\$637.80	\$0.00	\$637.80	5.3597	3.42%
Total Cost:			\$18,658.63	\$0.00	\$18,658.63		



Filters: Cost Center Name Not Equal To DoNotReport; Billing Period Equal To 201605All Meter CodesAll Group Names

elpaso

Energy CAP

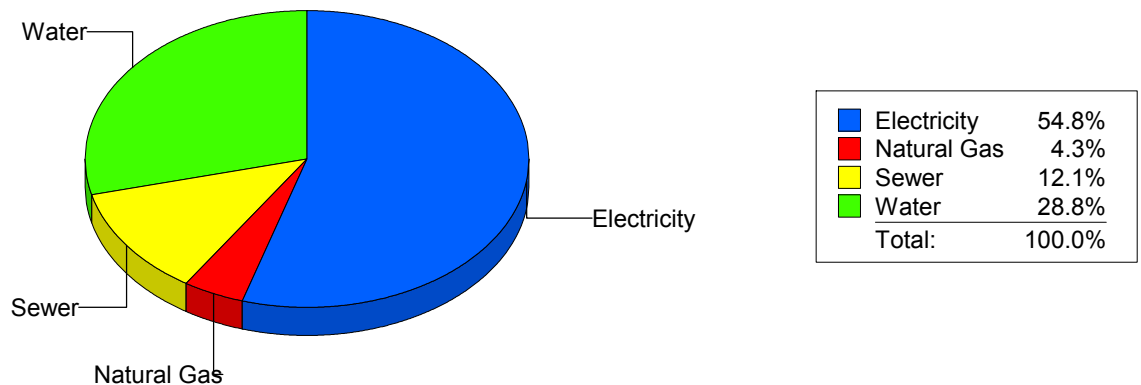
Cost Avoidance Program

Cost Summary Graph

Grouped by Energy Type

Energy Type	Use	Units	Meter Cost	Special Charges	Total Cost	Avg Unit Cost	% of Total Cost
Site: DR. L.A. NIXON ELEME - DR. L.A. NIXON ELEME							
Electricity	34,560	KWH	\$4,666.07	\$0.00	\$4,666.07	0.1350	54.78%
Natural Gas	304	CCF	\$366.60	\$0.00	\$366.60	1.2059	4.30%
Water	948	CCF	\$2,456.33	\$0.00	\$2,456.33	2.5911	28.84%
Sewer	137	CCF	\$1,029.48	\$0.00	\$1,029.48	7.5145	12.09%
Total Cost:			\$8,518.48	\$0.00	\$8,518.48		

For DR. L.A.
NIXON ELEME



Filters: Cost Center Name Not Equal To DoNotReport; Billing Period Equal To 201605All Meter CodesAll Group Names

elpaso

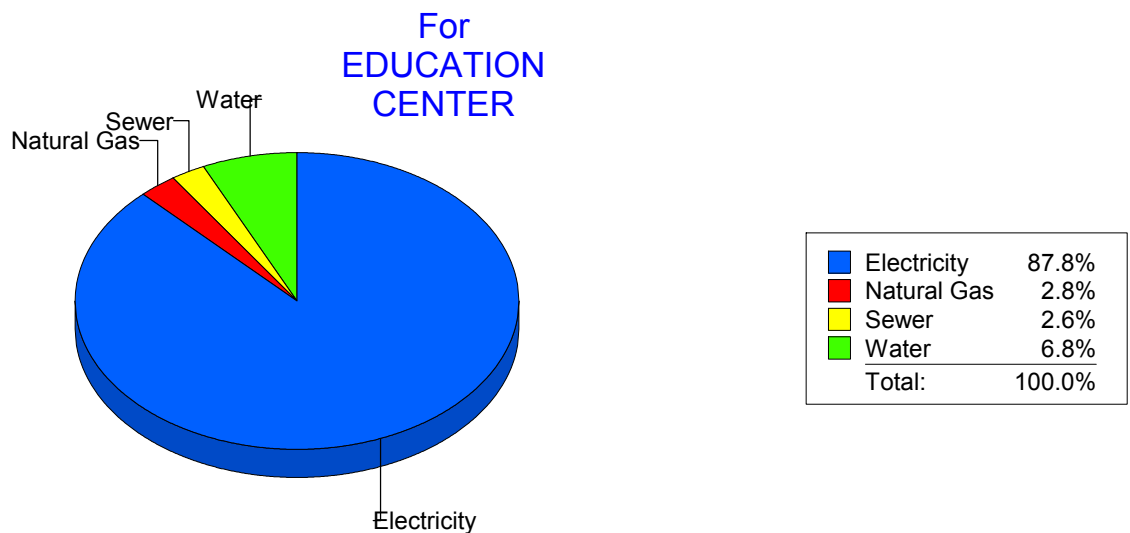
Energy CAP

Cost Avoidance Program

Cost Summary Graph

Grouped by Energy Type

Energy Type	Use	Units	Meter Cost	Special Charges	Total Cost	Avg Unit Cost	% of Total Cost
Site: EDUCATION CENTER - EDUCATION CENTER							
Electricity	280,578	KWH	\$31,909.94	\$0.00	\$31,909.94	0.1137	87.77%
Natural Gas	2,005	CCF	\$1,021.35	\$0.00	\$1,021.35	0.5094	2.81%
Water	743	CCF	\$2,478.18	\$0.00	\$2,478.18	3.3354	6.82%
Sewer	373	CCF	\$945.19	\$0.00	\$945.19	2.5340	2.60%
Total Cost:			\$36,354.66	\$0.00	\$36,354.66		



Filters: Cost Center Name Not Equal To DoNotReport; Billing Period Equal To 201605All Meter CodesAll Group Names

elpaso

Energy CAP

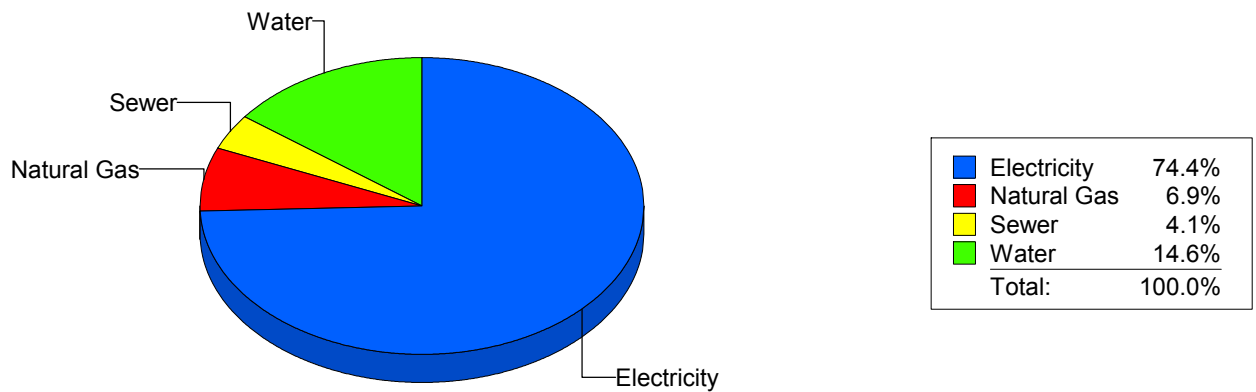
Cost Avoidance Program

Cost Summary Graph

Grouped by Energy Type

Energy Type	Use	Units	Meter Cost	Special Charges	Total Cost	Avg Unit Cost	% of Total Cost
Site: EL PASO HIGH SCHOOL - EL PASO HIGH SCHOOL							
Electricity	159,975	KWH	\$21,445.37	\$0.00	\$21,445.37	0.1341	74.42%
Natural Gas	2,899	CCF	\$1,997.73	\$0.00	\$1,997.73	0.6891	6.93%
Water	1,217	CCF	\$4,206.07	\$0.00	\$4,206.07	3.4561	14.60%
Sewer	355	CCF	\$1,169.18	\$0.00	\$1,169.18	3.2935	4.06%
Total Cost:			\$28,818.35	\$0.00	\$28,818.35		

For EL PASO
HIGH SCHOOL



Filters: Cost Center Name Not Equal To DoNotReport; Billing Period Equal To 201605All Meter CodesAll Group Names

el Paso

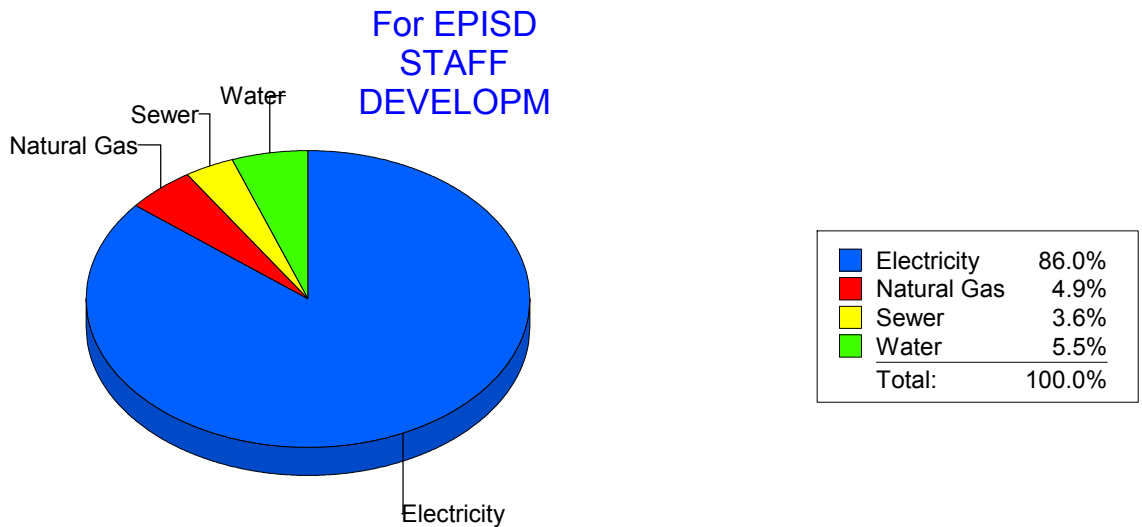
Energy CAP

Cost Avoidance Program

Cost Summary Graph

Grouped by Energy Type

Energy Type	Use	Units	Meter Cost	Special Charges	Total Cost	Avg Unit Cost	% of Total Cost
Site: EPISD STAFF DEVELOPM - EPISD STAFF DEVELOPM							
Electricity	16,080	KWH	\$2,220.40	\$0.00	\$2,220.40	0.1381	85.96%
Natural Gas	28	CCF	\$127.34	\$0.00	\$127.34	4.5479	4.93%
Water	39	CCF	\$143.00	\$0.00	\$143.00	3.6667	5.54%
Sewer	15	CCF	\$92.20	\$0.00	\$92.20	6.1467	3.57%
Total Cost:			\$2,582.94	\$0.00	\$2,582.94		



Filters: Cost Center Name Not Equal To DoNotReport; Billing Period Equal To 201605All Meter CodesAll Group Names

elpaso

Energy CAP

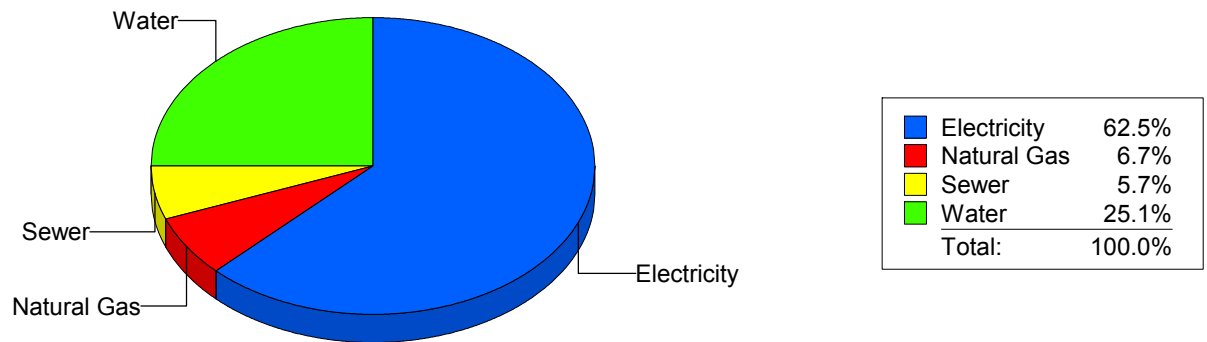
Cost Avoidance Program

Cost Summary Graph

Grouped by Energy Type

Energy Type	Use	Units	Meter Cost	Special Charges	Total Cost	Avg Unit Cost	% of Total Cost
Site: FANNIN ELEMENTARY - FANNIN ELEMENTARY							
Electricity	31,993	KWH	\$4,683.83	\$0.00	\$4,683.83	0.1464	62.52%
Natural Gas	346	CCF	\$503.99	\$0.00	\$503.99	1.4566	6.73%
Water	706	CCF	\$1,879.43	\$0.00	\$1,879.43	2.6621	25.09%
Sewer	108	CCF	\$424.13	\$0.00	\$424.13	3.9271	5.66%
Total Cost:			\$7,491.38	\$0.00	\$7,491.38		

For FANNIN
ELEMENTARY



Filters: Cost Center Name Not Equal To DoNotReport; Billing Period Equal To 201605All Meter CodesAll Group Names

elpaso

Energy CAP

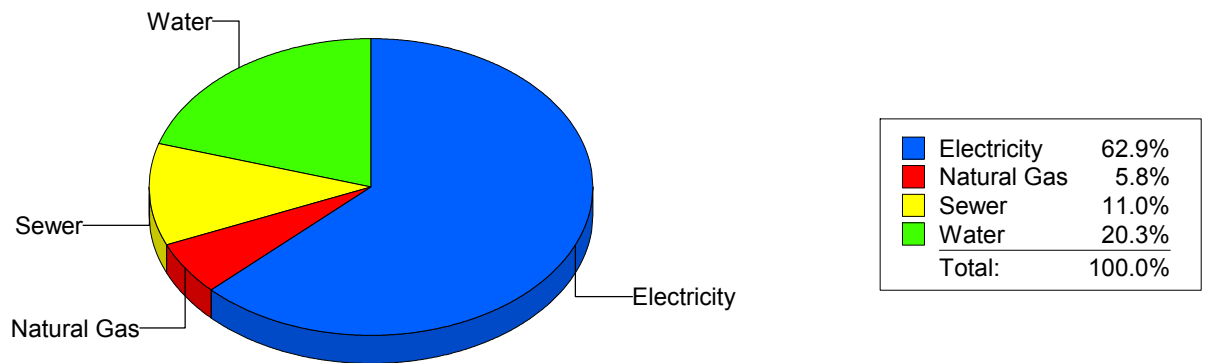
Cost Avoidance Program

Cost Summary Graph

Grouped by Energy Type

Energy Type	Use	Units	Meter Cost	Special Charges	Total Cost	Avg Unit Cost	% of Total Cost
Site: FINE ARTS/MULTIMEDIA - FINE ARTS/MULTIMEDIA							
Electricity	9,236	KWH	\$1,371.93	\$0.00	\$1,371.93	0.1485	62.90%
Natural Gas	27	CCF	\$126.99	\$0.00	\$126.99	4.7033	5.82%
Water	189	CCF	\$443.16	\$0.00	\$443.16	2.3448	20.32%
Sewer	67	CCF	\$239.11	\$0.00	\$239.11	3.5688	10.96%
Total Cost:			\$2,181.19	\$0.00	\$2,181.19		

For FINE
ARTS/MULTIMEDIA



Filters: Cost Center Name Not Equal To DoNotReport; Billing Period Equal To 201605All Meter CodesAll Group Names

elpaso

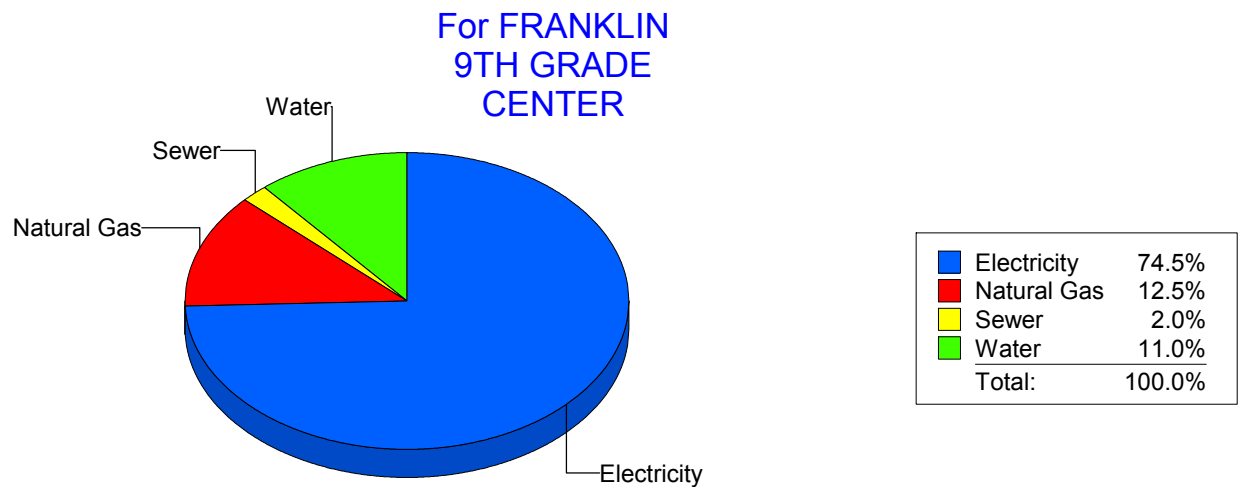
Energy CAP

Cost Avoidance Program

Cost Summary Graph

Grouped by Energy Type

Energy Type	Use	Units	Meter Cost	Special Charges	Total Cost	Avg Unit Cost	% of Total Cost
Site: FRANKLIN9THGRADECENTER - FRANKLIN 9TH GRADE CENTER							
Electricity	170,000	KWH	\$18,981.69	\$0.00	\$18,981.69	0.1117	74.54%
Natural Gas	6,869	CCF	\$3,176.00	\$0.00	\$3,176.00	0.4624	12.47%
Water	1,899	CCF	\$2,798.22	\$0.00	\$2,798.22	1.4735	10.99%
Sewer	89	CCF	\$509.10	\$0.00	\$509.10	5.7202	2.00%
Total Cost:			\$25,465.01	\$0.00	\$25,465.01		



Filters: Cost Center Name Not Equal To DoNotReport; Billing Period Equal To 201605All Meter CodesAll Group Names

elpaso

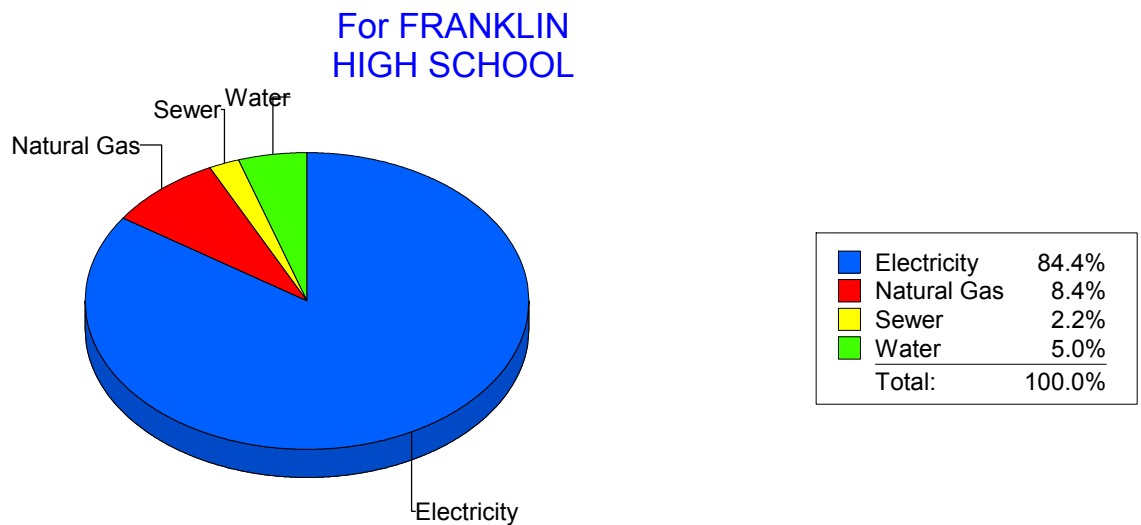
Energy CAP

Cost Avoidance Program

Cost Summary Graph

Grouped by Energy Type

Energy Type	Use	Units	Meter Cost	Special Charges	Total Cost	Avg Unit Cost	% of Total Cost
Site: FRANKLIN HIGH SCHOOL - FRANKLIN HIGH SCHOOL							
Electricity	304,208	KWH	\$35,442.50	\$0.00	\$35,442.50	0.1165	84.44%
Natural Gas	7,392	CCF	\$3,516.81	\$0.00	\$3,516.81	0.4758	8.38%
Water	832	CCF	\$2,081.62	\$0.00	\$2,081.62	2.5019	4.96%
Sewer	372	CCF	\$933.15	\$0.00	\$933.15	2.5085	2.22%
Total Cost:			\$41,974.08	\$0.00	\$41,974.08		



Filters: Cost Center Name Not Equal To DoNotReport; Billing Period Equal To 201605All Meter CodesAll Group Names

elpaso

Energy CAP

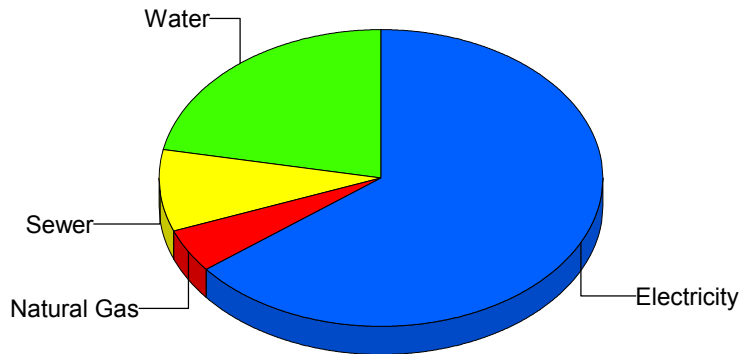
Cost Avoidance Program

Cost Summary Graph

Grouped by Energy Type

Energy Type	Use	Units	Meter Cost	Special Charges	Total Cost	Avg Unit Cost	% of Total Cost
Site: GREEN ELEMENTARY SCH - GREEN ELEMENTARY SCH							
Electricity	29,400	KWH	\$3,819.76	\$0.00	\$3,819.76	0.1299	64.35%
Natural Gas	143	CCF	\$285.16	\$0.00	\$285.16	1.9941	4.80%
Water	348	CCF	\$1,300.78	\$0.00	\$1,300.78	3.7379	21.91%
Sewer	168	CCF	\$530.41	\$0.00	\$530.41	3.1572	8.94%
Total Cost:			\$5,936.11	\$0.00	\$5,936.11		

For GREEN
ELEMENTARY
SCH



Electricity	64.3%
Natural Gas	4.8%
Sewer	8.9%
Water	21.9%
Total:	100.0%

Filters: Cost Center Name Not Equal To DoNotReport; Billing Period Equal To 201605All Meter CodesAll Group Names

elpaso

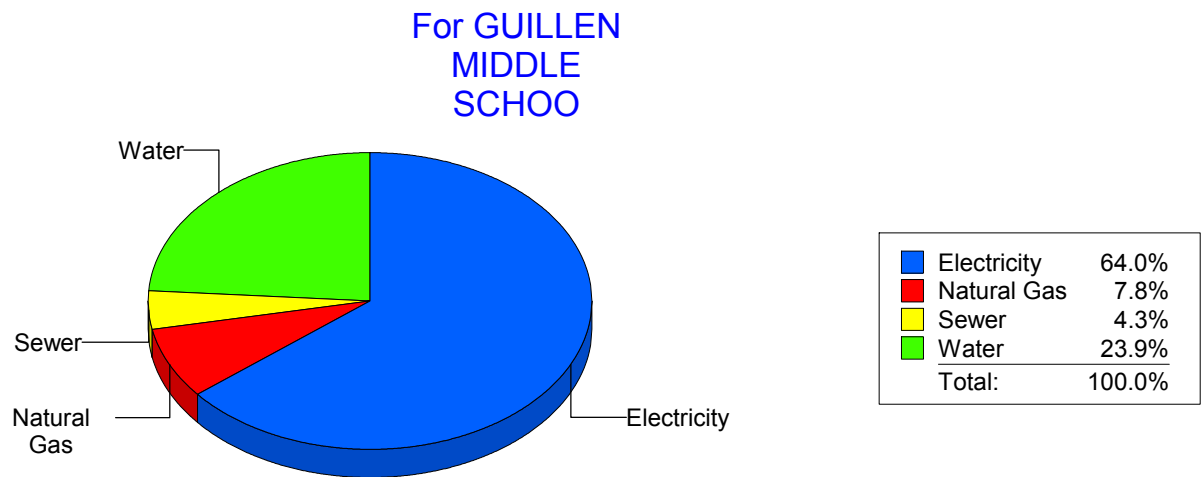
Energy CAP

Cost Avoidance Program

Cost Summary Graph

Grouped by Energy Type

Energy Type	Use	Units	Meter Cost	Special Charges	Total Cost	Avg Unit Cost	% of Total Cost
Site: GUILLEN MIDDLE SCHOO - GUILLEN MIDDLE SCHOO							
Electricity	77,847	KWH	\$10,124.66	\$0.00	\$10,124.66	0.1301	64.04%
Natural Gas	2,225	CCF	\$1,236.71	\$0.00	\$1,236.71	0.5558	7.82%
Water	1,100	CCF	\$3,773.09	\$0.00	\$3,773.09	3.4301	23.87%
Sewer	304	CCF	\$674.93	\$0.00	\$674.93	2.2202	4.27%
Total Cost:			\$15,809.39	\$0.00	\$15,809.39		



Filters: Cost Center Name Not Equal To DoNotReport; Billing Period Equal To 201605All Meter CodesAll Group Names

elpaso

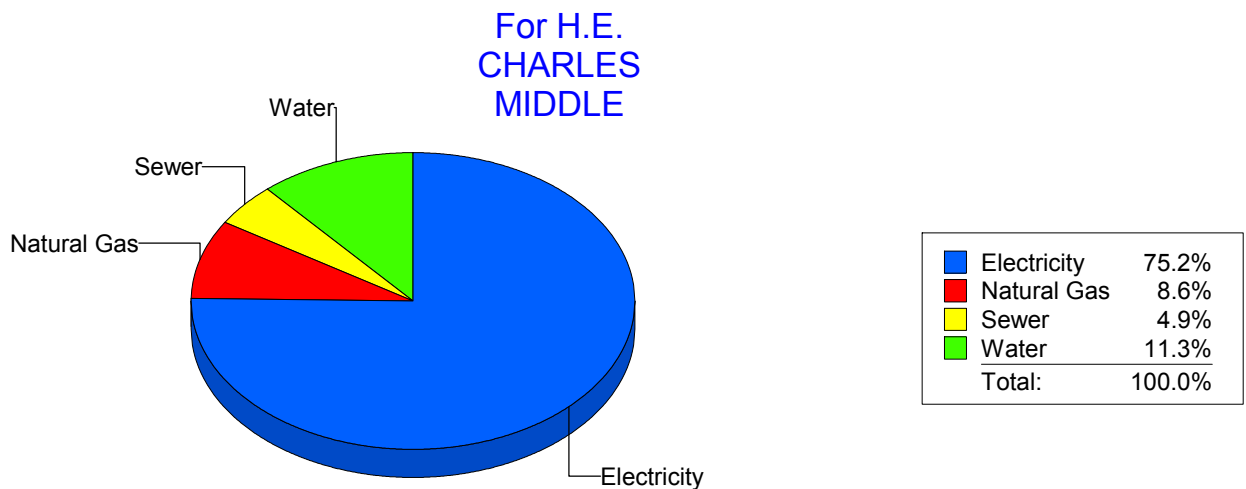
Energy CAP

Cost Avoidance Program

Cost Summary Graph

Grouped by Energy Type

Energy Type	Use	Units	Meter Cost	Special Charges	Total Cost	Avg Unit Cost	% of Total Cost
Site: H.E. CHARLES MIDDLE - H.E. CHARLES MIDDLE							
Electricity	79,570	KWH	\$10,365.21	\$0.00	\$10,365.21	0.1303	75.23%
Natural Gas	2,105	CCF	\$1,184.01	\$0.00	\$1,184.01	0.5625	8.59%
Water	565	CCF	\$1,555.91	\$0.00	\$1,555.91	2.7538	11.29%
Sewer	604	CCF	\$672.45	\$0.00	\$672.45	1.1133	4.88%
Total Cost:			\$13,777.58	\$0.00	\$13,777.58		



Filters: Cost Center Name Not Equal To DoNotReport; Billing Period Equal To 201605All Meter CodesAll Group Names

elpaso

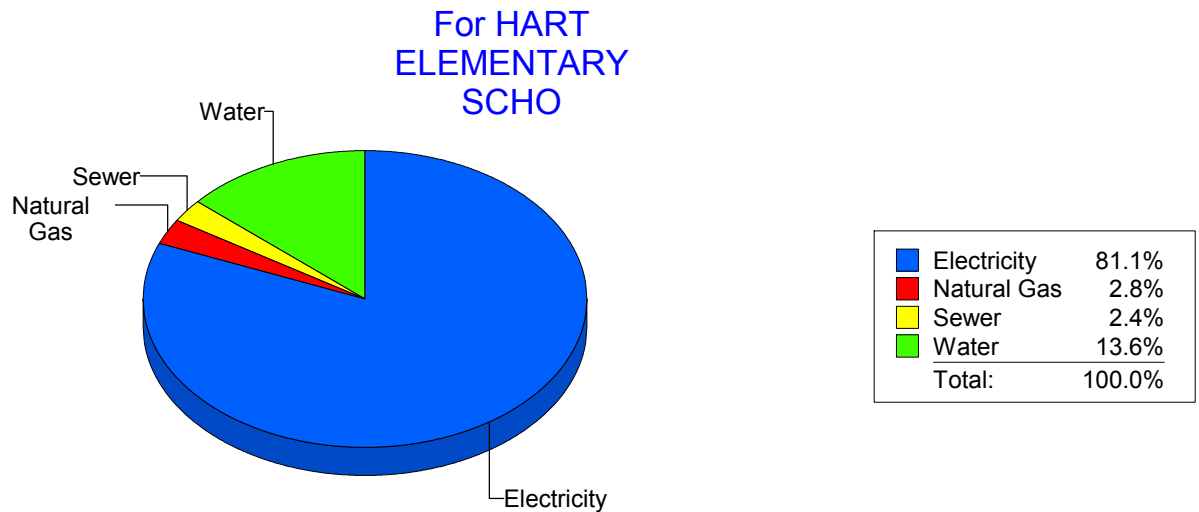
Energy CAP

Cost Avoidance Program

Cost Summary Graph

Grouped by Energy Type

Energy Type	Use	Units	Meter Cost	Special Charges	Total Cost	Avg Unit Cost	% of Total Cost
Site: HART ELEMENTARY SCHO - HART ELEMENTARY SCHO							
Electricity	60,480	KWH	\$9,314.60	\$0.00	\$9,314.60	0.1540	81.12%
Natural Gas	465	CCF	\$325.28	\$0.00	\$325.28	0.6995	2.83%
Water	388	CCF	\$1,564.93	\$0.00	\$1,564.93	4.0333	13.63%
Sewer	51	CCF	\$277.42	\$0.00	\$277.42	5.4396	2.42%
Total Cost:			\$11,482.23	\$0.00	\$11,482.23		



Filters: Cost Center Name Not Equal To DoNotReport; Billing Period Equal To 201605All Meter CodesAll Group Names

elpaso

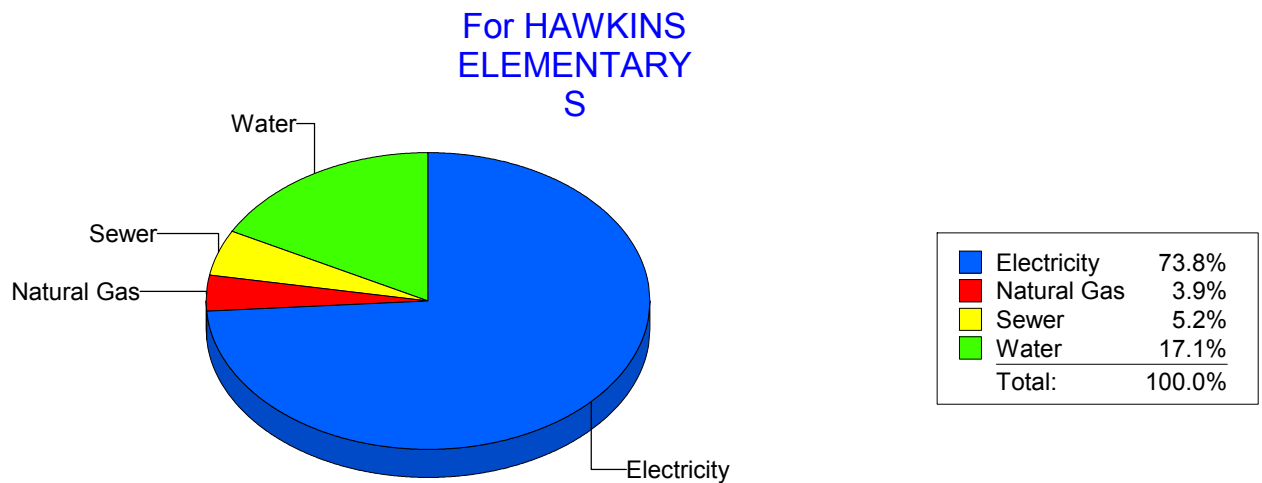
Energy CAP

Cost Avoidance Program

Cost Summary Graph

Grouped by Energy Type

Energy Type	Use	Units	Meter Cost	Special Charges	Total Cost	Avg Unit Cost	% of Total Cost
Site: HAWKINS ELEMENTARY S - HAWKINS ELEMENTARY S							
Electricity	24,845	KWH	\$2,953.16	\$0.00	\$2,953.16	0.1189	73.78%
Natural Gas	110	CCF	\$157.29	\$0.00	\$157.29	1.4299	3.93%
Water	231	CCF	\$684.58	\$0.00	\$684.58	2.9635	17.10%
Sewer	52	CCF	\$207.76	\$0.00	\$207.76	3.9954	5.19%
Total Cost:			\$4,002.79	\$0.00	\$4,002.79		



Filters: Cost Center Name Not Equal To DoNotReport; Billing Period Equal To 201605All Meter CodesAll Group Names

elpaso

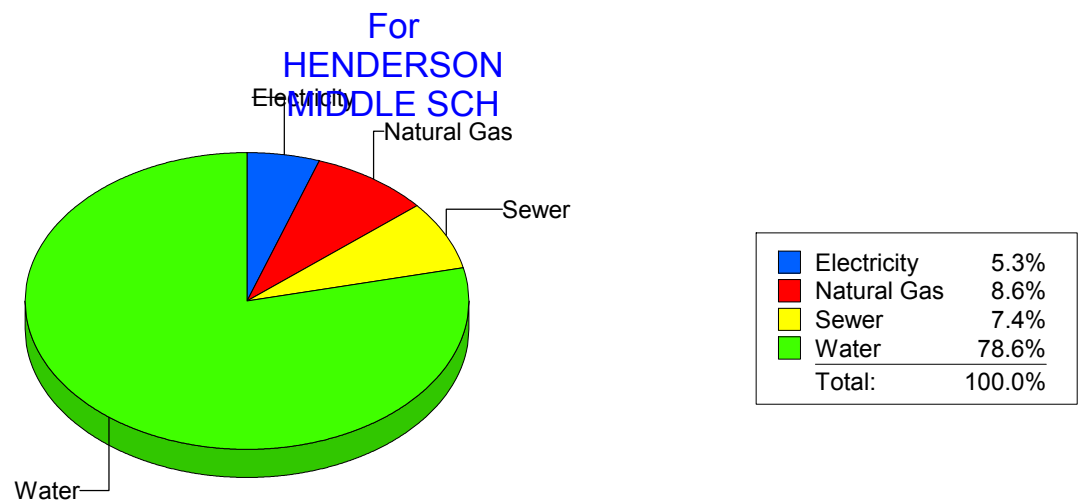
Energy CAP

Cost Avoidance Program

Cost Summary Graph

Grouped by Energy Type

Energy Type	Use	Units	Meter Cost	Special Charges	Total Cost	Avg Unit Cost	% of Total Cost
Site: HENDERSON MIDDLE SCH - HENDERSON MIDDLE SCH							
Electricity	1,282	KWH	\$199.58	\$0.00	\$199.58	0.1557	5.33%
Natural Gas	461	CCF	\$323.34	\$0.00	\$323.34	0.7014	8.63%
Water	877	CCF	\$2,945.49	\$0.00	\$2,945.49	3.3586	78.61%
Sewer	118	CCF	\$278.71	\$0.00	\$278.71	2.3619	7.44%
Total Cost:			\$3,747.12	\$0.00	\$3,747.12		



Filters: Cost Center Name Not Equal To DoNotReport; Billing Period Equal To 201605All Meter CodesAll Group Names

elpaso

Energy CAP

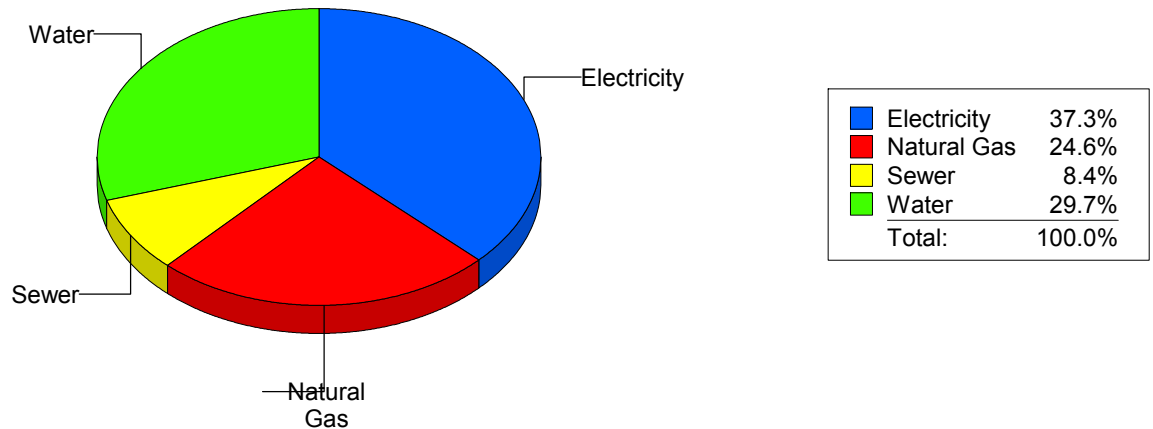
Cost Avoidance Program

Cost Summary Graph

Grouped by Energy Type

Energy Type	Use	Units	Meter Cost	Special Charges	Total Cost	Avg Unit Cost	% of Total Cost
Site: HERCULES COTTAGES - HERCULES COTTAGES							
Electricity	4,389	KWH	\$901.13	\$0.00	\$901.13	0.2053	37.34%
Natural Gas	20	CCF	\$594.66	\$0.00	\$594.66	29.7330	24.64%
Water	152	CCF	\$715.76	\$0.00	\$715.76	4.7089	29.66%
Sewer	27	CCF	\$202.00	\$0.00	\$202.00	7.4815	8.37%
Total Cost:			\$2,413.55	\$0.00	\$2,413.55		

For HERCULES COTTAGES



Filters: Cost Center Name Not Equal To DoNotReport; Billing Period Equal To 201605All Meter CodesAll Group Names

elpaso

Energy CAP

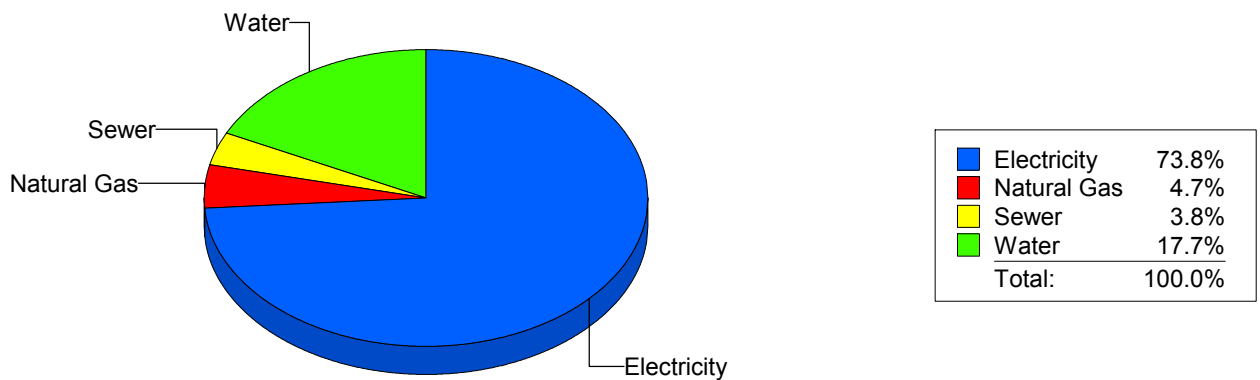
Cost Avoidance Program

Cost Summary Graph

Grouped by Energy Type

Energy Type	Use	Units	Meter Cost	Special Charges	Total Cost	Avg Unit Cost	% of Total Cost
Site: HERRERA - HERRERA ELEMENTARY							
Electricity	64,000	KWH	\$8,239.53	\$0.00	\$8,239.53	0.1287	73.78%
Natural Gas	907	CCF	\$525.56	\$0.00	\$525.56	0.5794	4.71%
Water	508	CCF	\$1,972.52	\$0.00	\$1,972.52	3.8829	17.66%
Sewer	135	CCF	\$429.90	\$0.00	\$429.90	3.1844	3.85%
Total Cost:			\$11,167.51	\$0.00	\$11,167.51		

For HERRERA
ELEMENTARY



Filters: Cost Center Name Not Equal To DoNotReport; Billing Period Equal To 201605All Meter CodesAll Group Names

elpaso

Energy CAP

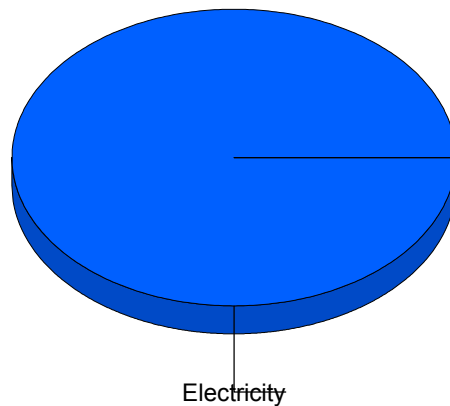
Cost Avoidance Program

Cost Summary Graph

Grouped by Energy Type

Energy Type	Use	Units	Meter Cost	Special Charges	Total Cost	Avg Unit Cost	% of Total Cost
Site: HIGHLAND/ANNEX - HIGHLAND/ANNEX							
Electricity	6,120	KWH	\$846.40	\$0.00	\$846.40	0.1383	100.00%
Total Cost:			\$846.40	\$0.00	\$846.40		

For
HIGHLAND/ANNEX



■ Electricity	100.0%
Total:	100.0%

Filters: Cost Center Name Not Equal To DoNotReport; Billing Period Equal To 201605All Meter CodesAll Group Names

elpaso

Energy CAP

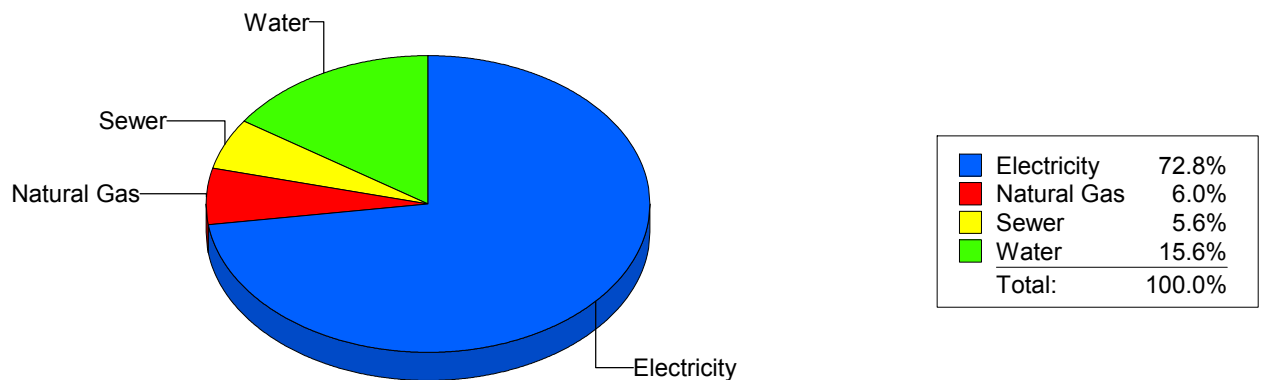
Cost Avoidance Program

Cost Summary Graph

Grouped by Energy Type

Energy Type	Use	Units	Meter Cost	Special Charges	Total Cost	Avg Unit Cost	% of Total Cost
Site: HILLSIDE ELEMENTARY - HILLSIDE ELEMENTARY							
Electricity	41,982	KWH	\$5,526.12	\$0.00	\$5,526.12	0.1316	72.78%
Natural Gas	273	CCF	\$457.34	\$0.00	\$457.34	1.6752	6.02%
Water	359	CCF	\$1,185.84	\$0.00	\$1,185.84	3.3032	15.62%
Sewer	109	CCF	\$424.13	\$0.00	\$424.13	3.8911	5.59%
Total Cost:			\$7,593.43	\$0.00	\$7,593.43		

For HILLSIDE
ELEMENTARY



Filters: Cost Center Name Not Equal To DoNotReport; Billing Period Equal To 201605All Meter CodesAll Group Names

elpaso

Energy CAP

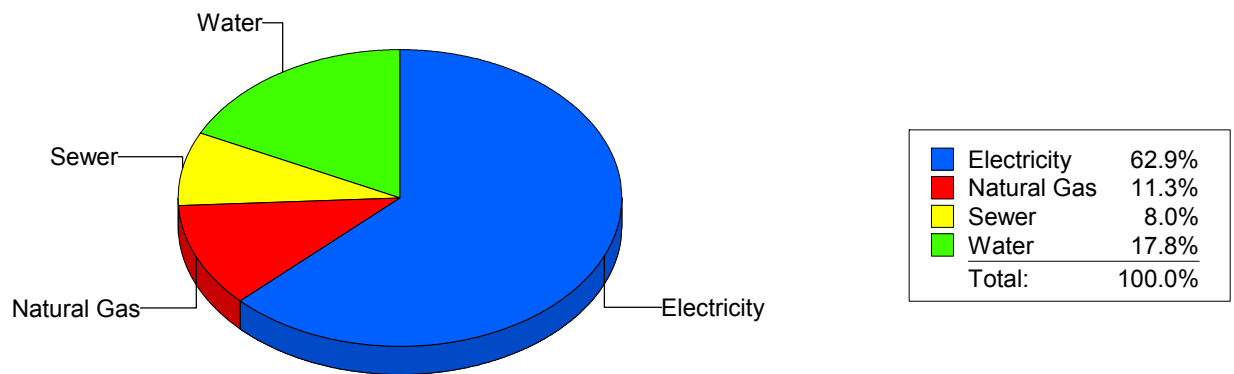
Cost Avoidance Program

Cost Summary Graph

Grouped by Energy Type

Energy Type	Use	Units	Meter Cost	Special Charges	Total Cost	Avg Unit Cost	% of Total Cost
Site: HOUSTON INTERMEDIATE - HOUSTON INTERMEDIATE							
Electricity	27,400	KWH	\$3,345.30	\$0.00	\$3,345.30	0.1221	62.85%
Natural Gas	560	CCF	\$603.84	\$0.00	\$603.84	1.0783	11.35%
Water	266	CCF	\$945.98	\$0.00	\$945.98	3.5563	17.77%
Sewer	82	CCF	\$427.33	\$0.00	\$427.33	5.2113	8.03%
Total Cost:			\$5,322.45	\$0.00	\$5,322.45		

For HOUSTON
INTERMEDIATE



Filters: Cost Center Name Not Equal To DoNotReport; Billing Period Equal To 201605All Meter CodesAll Group Names

elpaso

Energy CAP

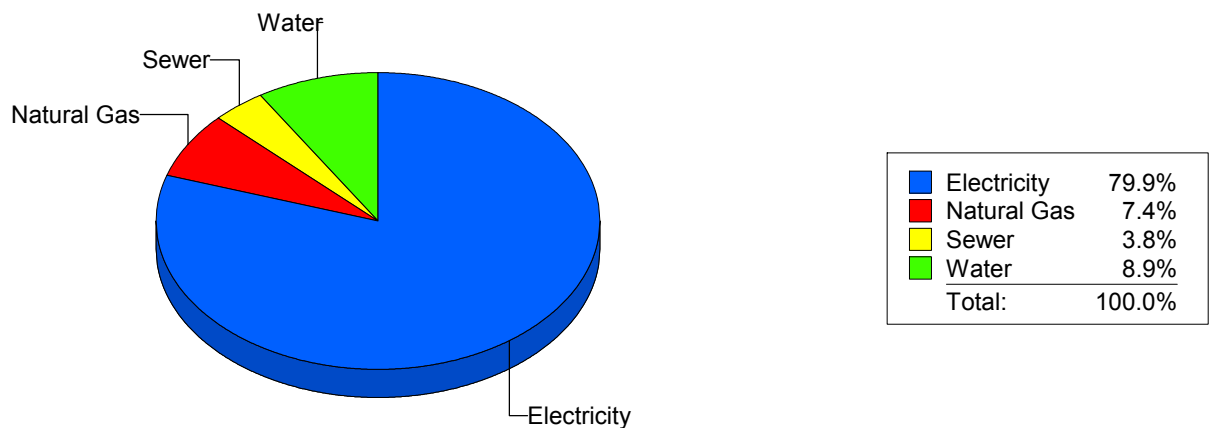
Cost Avoidance Program

Cost Summary Graph

Grouped by Energy Type

Energy Type	Use	Units	Meter Cost	Special Charges	Total Cost	Avg Unit Cost	% of Total Cost
Site: MOYE - HR MOYE							
Electricity	58,440	KWH	\$8,903.23	\$0.00	\$8,903.23	0.1523	79.89%
Natural Gas	1,579	CCF	\$829.21	\$0.00	\$829.21	0.5251	7.44%
Water	223	CCF	\$986.29	\$0.00	\$986.29	4.4228	8.85%
Sewer	75	CCF	\$424.95	\$0.00	\$424.95	5.6660	3.81%
Total Cost:			\$11,143.68	\$0.00	\$11,143.68		

For HR MOYE



Filters: Cost Center Name Not Equal To DoNotReport; Billing Period Equal To 201605All Meter CodesAll Group Names

elpaso

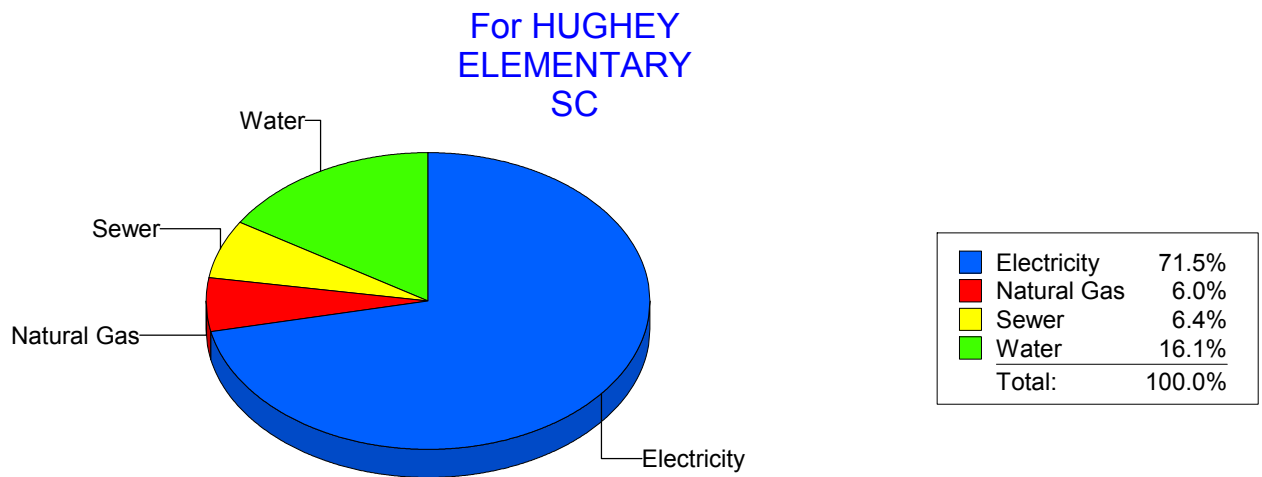
Energy CAP

Cost Avoidance Program

Cost Summary Graph

Grouped by Energy Type

Energy Type	Use	Units	Meter Cost	Special Charges	Total Cost	Avg Unit Cost	% of Total Cost
Site: HUGHEY ELEMENTARY SC - HUGHEY ELEMENTARY SC							
Electricity	41,629	KWH	\$6,834.10	\$0.00	\$6,834.10	0.1642	71.54%
Natural Gas	496	CCF	\$570.72	\$0.00	\$570.72	1.1506	5.97%
Water	463	CCF	\$1,538.67	\$0.00	\$1,538.67	3.3233	16.11%
Sewer	147	CCF	\$608.79	\$0.00	\$608.79	4.1414	6.37%
Total Cost:			\$9,552.28	\$0.00	\$9,552.28		



Filters: Cost Center Name Not Equal To DoNotReport; Billing Period Equal To 201605All Meter CodesAll Group Names

elpaso

Energy CAP

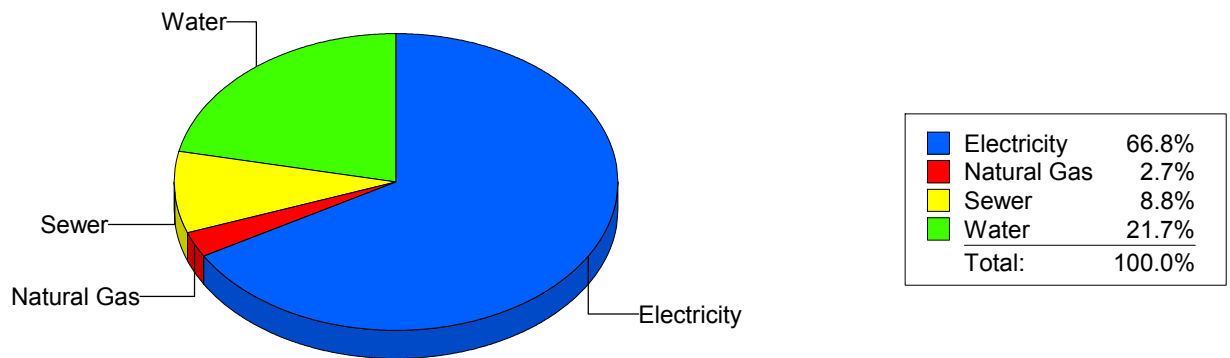
Cost Avoidance Program

Cost Summary Graph

Grouped by Energy Type

Energy Type	Use	Units	Meter Cost	Special Charges	Total Cost	Avg Unit Cost	% of Total Cost
Site: IRVIN HIGH SCHOOL - IRVIN HIGH SCHOOL							
Electricity	107,451	KWH	\$13,787.81	\$0.00	\$13,787.81	0.1283	66.76%
Natural Gas	725	CCF	\$560.90	\$0.00	\$560.90	0.7737	2.72%
Water	1,967	CCF	\$4,479.24	\$0.00	\$4,479.24	2.2772	21.69%
Sewer	714	CCF	\$1,823.47	\$0.00	\$1,823.47	2.5539	8.83%
Total Cost:			\$20,651.42	\$0.00	\$20,651.42		

For IRVIN HIGH SCHOOL



Filters: Cost Center Name Not Equal To DoNotReport; Billing Period Equal To 201605All Meter CodesAll Group Names

elpaso

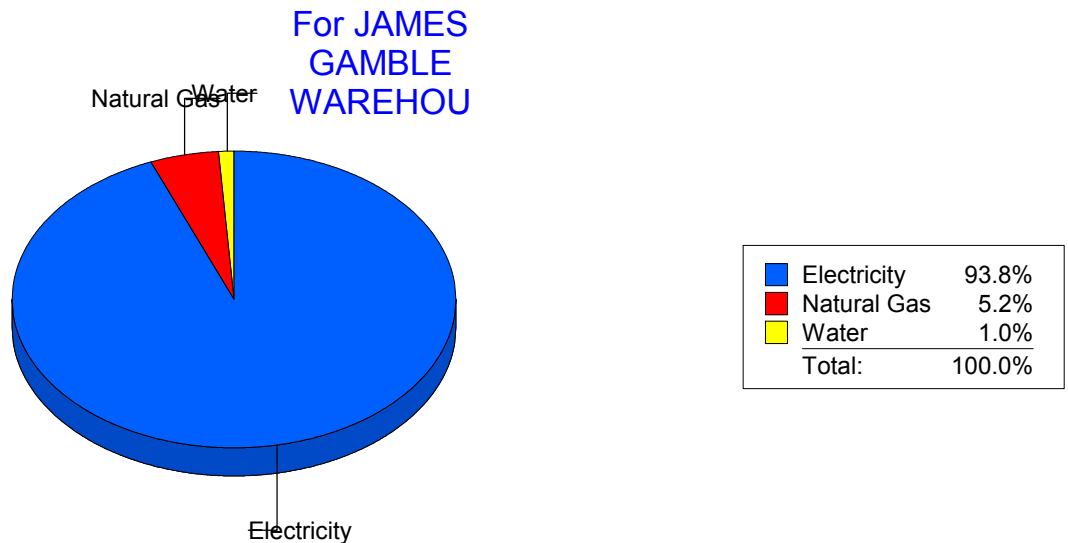
Energy CAP

Cost Avoidance Program

Cost Summary Graph

Grouped by Energy Type

Energy Type	Use	Units	Meter Cost	Special Charges	Total Cost	Avg Unit Cost	% of Total Cost
Site: JAMES GAMBLE WAREHOU - JAMES GAMBLE WAREHOU							
Electricity	34,700	KWH	\$4,528.76	\$0.00	\$4,528.76	0.1305	93.81%
Natural Gas	310	CCF	\$251.73	\$0.00	\$251.73	0.8120	5.21%
Water	0	CCF	\$47.14	\$0.00	\$47.14	0.0000	0.98%
Total Cost:			\$4,827.63	\$0.00	\$4,827.63		



Filters: Cost Center Name Not Equal To DoNotReport; Billing Period Equal To 201605All Meter CodesAll Group Names

elpaso

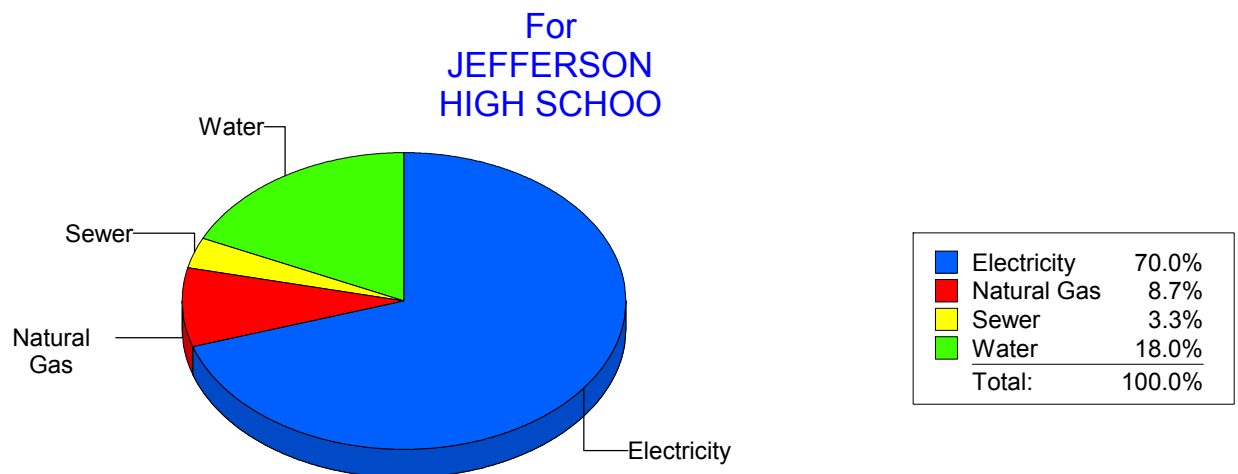
Energy CAP

Cost Avoidance Program

Cost Summary Graph

Grouped by Energy Type

Energy Type	Use	Units	Meter Cost	Special Charges	Total Cost	Avg Unit Cost	% of Total Cost
Site: JEFFERSON HIGH SCHOO - JEFFERSON HIGH SCHOO							
Electricity	124,868	KWH	\$15,309.49	\$0.00	\$15,309.49	0.1226	70.02%
Natural Gas	2,164	CCF	\$1,891.59	\$0.00	\$1,891.59	0.8741	8.65%
Water	1,225	CCF	\$3,942.74	\$0.00	\$3,942.74	3.2186	18.03%
Sewer	195	CCF	\$720.69	\$0.00	\$720.69	3.6958	3.30%
Total Cost:			\$21,864.51	\$0.00	\$21,864.51		



Filters: Cost Center Name Not Equal To DoNotReport; Billing Period Equal To 201605All Meter CodesAll Group Names

elpaso

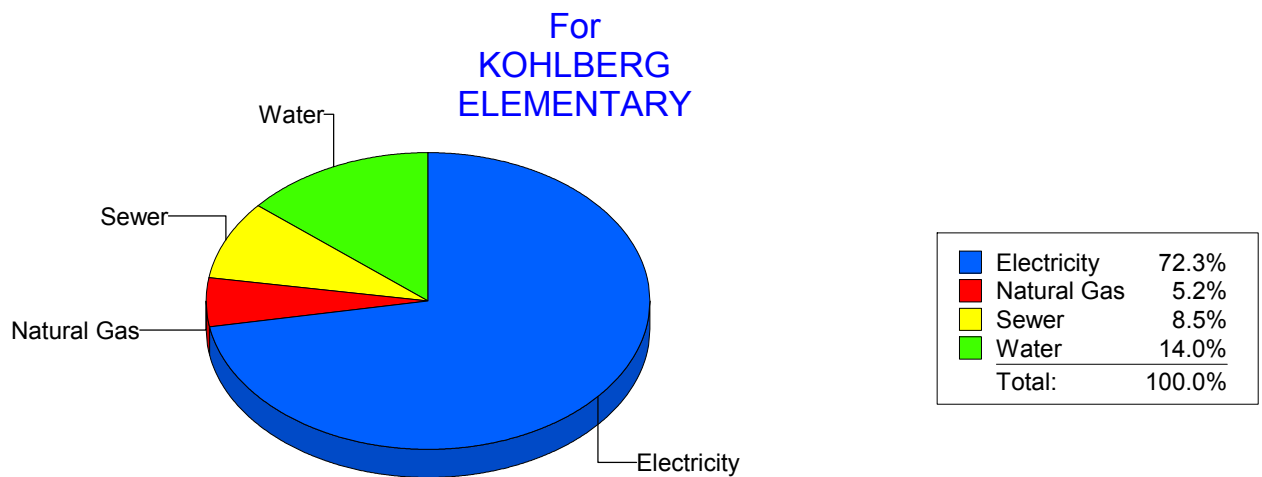
Energy CAP

Cost Avoidance Program

Cost Summary Graph

Grouped by Energy Type

Energy Type	Use	Units	Meter Cost	Special Charges	Total Cost	Avg Unit Cost	% of Total Cost
Site: KOHLBERG ELEMENTARY - KOHLBERG ELEMENTARY							
Electricity	45,040	KWH	\$6,584.07	\$0.00	\$6,584.07	0.1462	72.31%
Natural Gas	797	CCF	\$475.89	\$0.00	\$475.89	0.5971	5.23%
Water	578	CCF	\$1,274.96	\$0.00	\$1,274.96	2.2058	14.00%
Sewer	166	CCF	\$770.57	\$0.00	\$770.57	4.6420	8.46%
Total Cost:			\$9,105.49	\$0.00	\$9,105.49		



Filters: Cost Center Name Not Equal To DoNotReport; Billing Period Equal To 201605All Meter CodesAll Group Names

elpaso

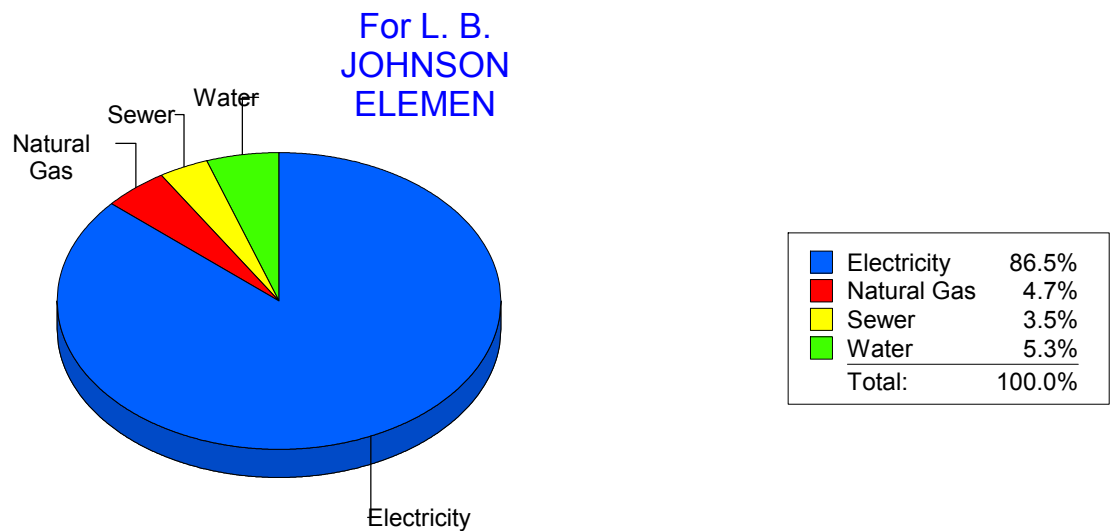
Energy CAP

Cost Avoidance Program

Cost Summary Graph

Grouped by Energy Type

Energy Type	Use	Units	Meter Cost	Special Charges	Total Cost	Avg Unit Cost	% of Total Cost
Site: L. B. JOHNSON ELEMEN - L. B. JOHNSON ELEMEN							
Electricity	65,600	KWH	\$8,590.86	\$0.00	\$8,590.86	0.1310	86.48%
Natural Gas	523	CCF	\$468.79	\$0.00	\$468.79	0.8963	4.72%
Water	289	CCF	\$525.86	\$0.00	\$525.86	1.8196	5.29%
Sewer	133	CCF	\$348.37	\$0.00	\$348.37	2.6193	3.51%
Total Cost:			\$9,933.88	\$0.00	\$9,933.88		



Filters: Cost Center Name Not Equal To DoNotReport; Billing Period Equal To 201605All Meter CodesAll Group Names

elpaso

Energy CAP

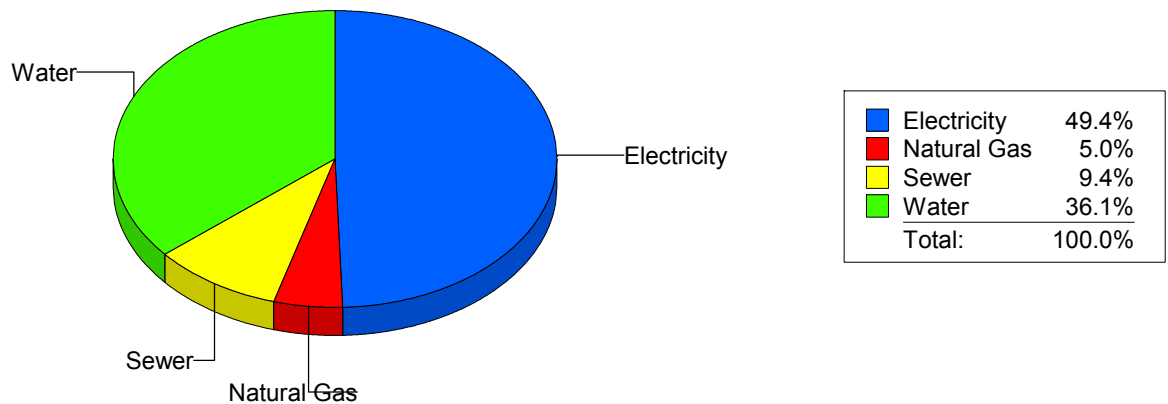
Cost Avoidance Program

Cost Summary Graph

Grouped by Energy Type

Energy Type	Use	Units	Meter Cost	Special Charges	Total Cost	Avg Unit Cost	% of Total Cost
Site: LAMAR ELEMENTARY SCH - LAMAR ELEMENTARY SCH							
Electricity	32,700	KWH	\$4,192.75	\$0.00	\$4,192.75	0.1282	49.40%
Natural Gas	182	CCF	\$426.31	\$0.00	\$426.31	2.3424	5.02%
Water	824	CCF	\$3,067.10	\$0.00	\$3,067.10	3.7222	36.14%
Sewer	203	CCF	\$800.55	\$0.00	\$800.55	3.9436	9.43%
Total Cost:			\$8,486.71	\$0.00	\$8,486.71		

For LAMAR
ELEMENTARY
SCH



Filters: Cost Center Name Not Equal To DoNotReport; Billing Period Equal To 201605All Meter CodesAll Group Names

elpaso

Energy CAP

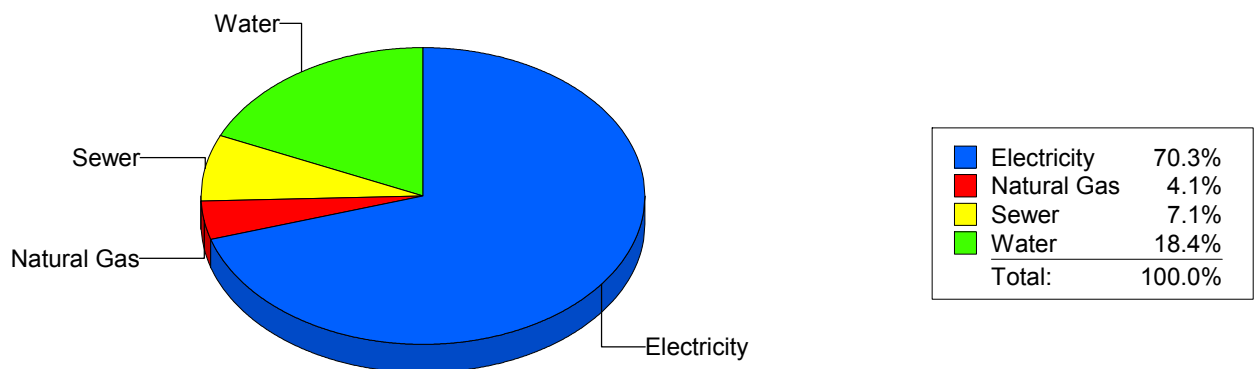
Cost Avoidance Program

Cost Summary Graph

Grouped by Energy Type

Energy Type	Use	Units	Meter Cost	Special Charges	Total Cost	Avg Unit Cost	% of Total Cost
Site: LEE ELEMENTARY - LEE ELEMENTARY							
Electricity	29,980	KWH	\$4,444.61	\$0.00	\$4,444.61	0.1483	70.28%
Natural Gas	331	CCF	\$261.85	\$0.00	\$261.85	0.7911	4.14%
Water	411	CCF	\$1,166.78	\$0.00	\$1,166.78	2.8389	18.45%
Sewer	103	CCF	\$451.15	\$0.00	\$451.15	4.3801	7.13%
Total Cost:			\$6,324.39	\$0.00	\$6,324.39		

For LEE
ELEMENTARY



Filters: Cost Center Name Not Equal To DoNotReport; Billing Period Equal To 201605All Meter CodesAll Group Names

elpaso

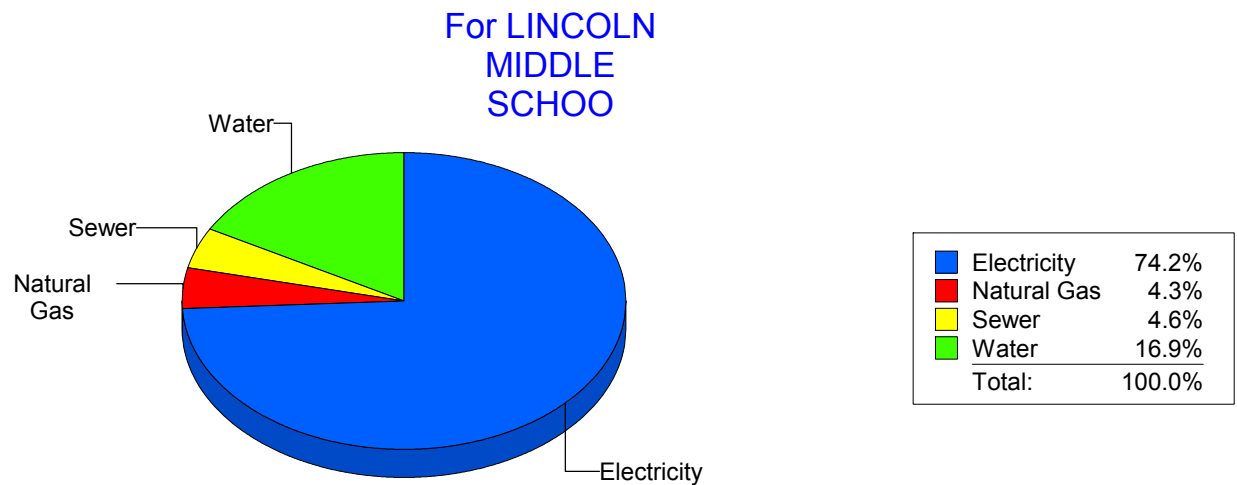
Energy CAP

Cost Avoidance Program

Cost Summary Graph

Grouped by Energy Type

Energy Type	Use	Units	Meter Cost	Special Charges	Total Cost	Avg Unit Cost	% of Total Cost
Site: LINCOLN MIDDLE SCHOO - LINCOLN MIDDLE SCHOO							
Electricity	114,850	KWH	\$13,841.81	\$0.00	\$13,841.81	0.1205	74.17%
Natural Gas	1,534	CCF	\$808.66	\$0.00	\$808.66	0.5272	4.33%
Water	1,099	CCF	\$3,161.72	\$0.00	\$3,161.72	2.8769	16.94%
Sewer	213	CCF	\$849.97	\$0.00	\$849.97	3.9905	4.55%
Total Cost:			\$18,662.16	\$0.00	\$18,662.16		



Filters: Cost Center Name Not Equal To DoNotReport; Billing Period Equal To 201605All Meter CodesAll Group Names

elpaso

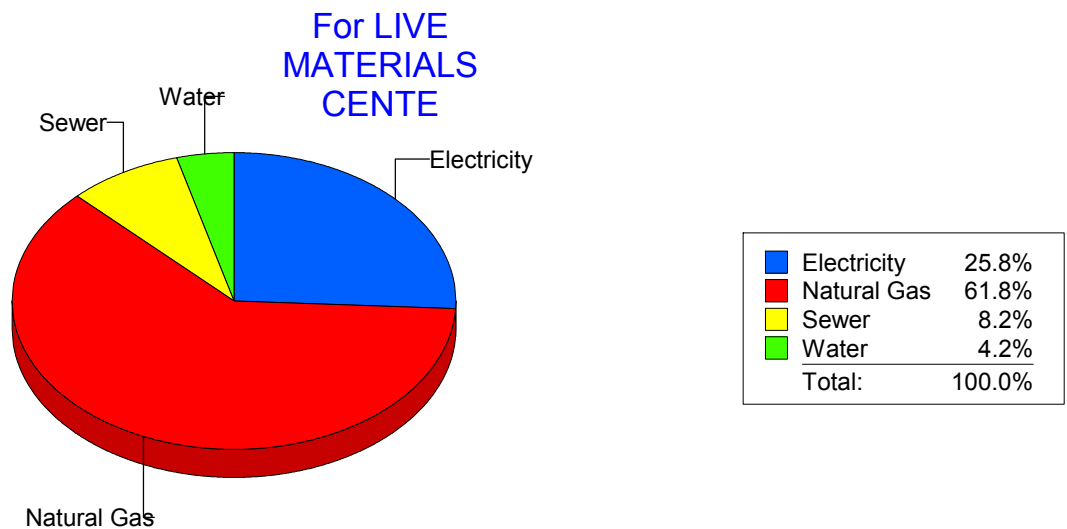
Energy CAP

Cost Avoidance Program

Cost Summary Graph

Grouped by Energy Type

Energy Type	Use	Units	Meter Cost	Special Charges	Total Cost	Avg Unit Cost	% of Total Cost
Site: LIVE MATERIALS CENTE - LIVE MATERIALS CENTE							
Electricity	463 KWH		\$98.31	\$0.00	\$98.31	0.2123	25.83%
Natural Gas	0 CCF		\$235.06	\$0.00	\$235.06	0.0000	61.75%
Water	2 CCF		\$16.12	\$0.00	\$16.12	8.0600	4.23%
Sewer	1 CCF		\$31.15	\$0.00	\$31.15	31.1500	8.18%
Total Cost:			\$380.64	\$0.00	\$380.64		



Filters: Cost Center Name Not Equal To DoNotReport; Billing Period Equal To 201605All Meter CodesAll Group Names

elpaso

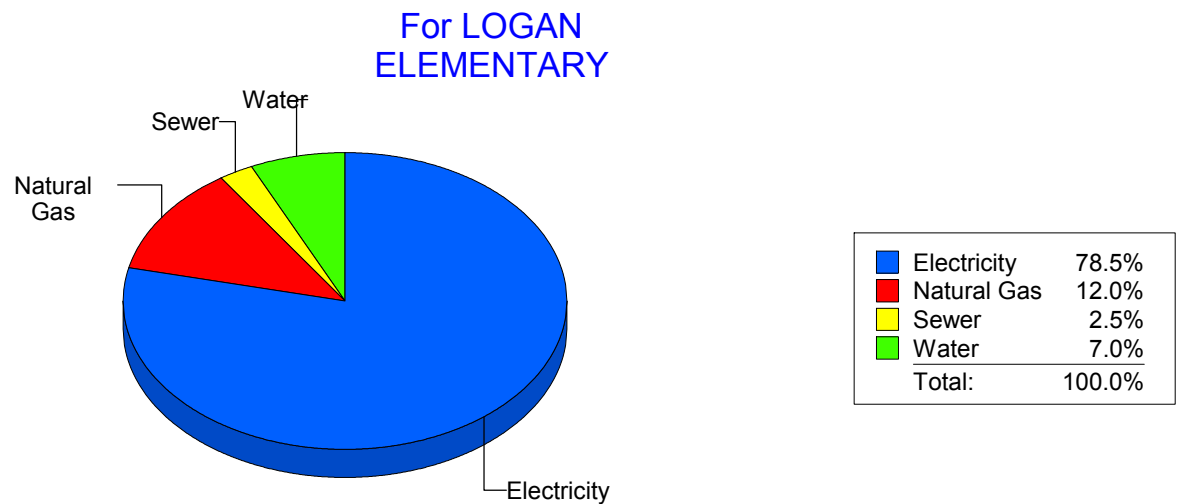
Energy CAP

Cost Avoidance Program

Cost Summary Graph

Grouped by Energy Type

Energy Type	Use	Units	Meter Cost	Special Charges	Total Cost	Avg Unit Cost	% of Total Cost
Site: LOGAN ELEMENTARY - LOGAN ELEMENTARY							
Electricity	221	KWH	\$2,737.77	\$0.00	\$2,737.77	12.3881	78.49%
Natural Gas	673	CCF	\$419.91	\$0.00	\$419.91	0.6239	12.04%
Water	41	CCF	\$244.70	\$0.00	\$244.70	5.9683	7.02%
Sewer	5	CCF	\$85.66	\$0.00	\$85.66	17.1320	2.46%
Total Cost:			\$3,488.04	\$0.00	\$3,488.04		



Filters: Cost Center Name Not Equal To DoNotReport; Billing Period Equal To 201605All Meter CodesAll Group Names

elpaso

Energy CAP

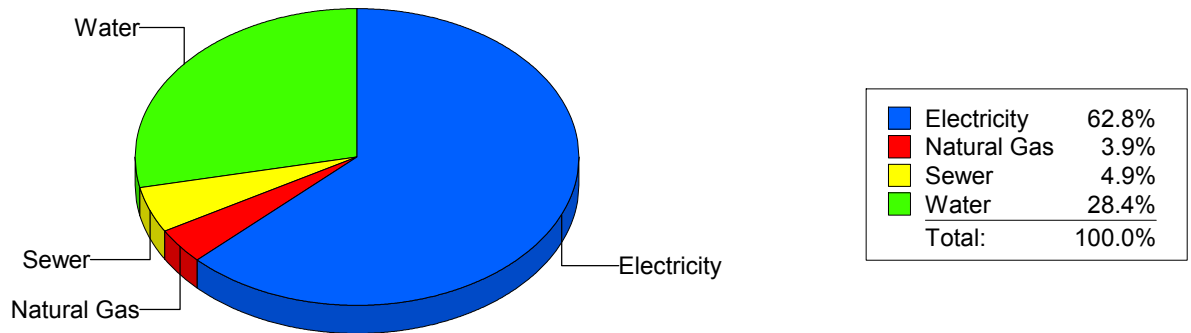
Cost Avoidance Program

Cost Summary Graph

Grouped by Energy Type

Energy Type	Use	Units	Meter Cost	Special Charges	Total Cost	Avg Unit Cost	% of Total Cost
Site: LUNDY - LUNDY							
Electricity	56,400	KWH	\$8,635.87	\$0.00	\$8,635.87	0.1531	62.77%
Natural Gas	683	CCF	\$533.60	\$0.00	\$533.60	0.7813	3.88%
Water	1,004	CCF	\$3,908.84	\$0.00	\$3,908.84	3.8933	28.41%
Sewer	224	CCF	\$679.05	\$0.00	\$679.05	3.0315	4.94%
Total Cost:			\$13,757.36	\$0.00	\$13,757.36		

For LUNDY



Filters: Cost Center Name Not Equal To DoNotReport; Billing Period Equal To 201605All Meter CodesAll Group Names

elpaso

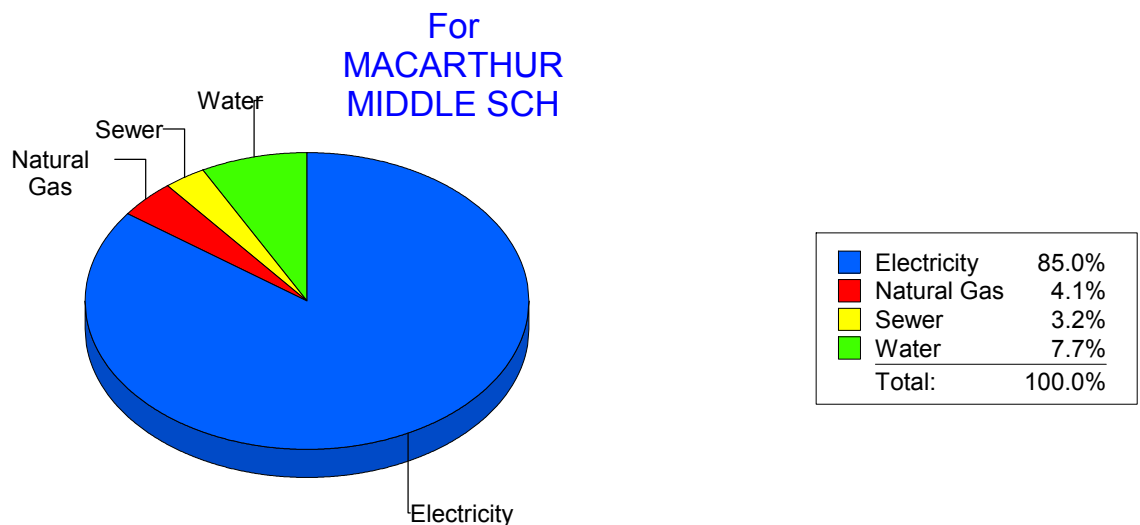
Energy CAP

Cost Avoidance Program

Cost Summary Graph

Grouped by Energy Type

Energy Type	Use	Units	Meter Cost	Special Charges	Total Cost	Avg Unit Cost	% of Total Cost
Site: MACARTHUR MIDDLE SCH - MACARTHUR MIDDLE SCH							
Electricity	83,960	KWH	\$11,655.46	\$0.00	\$11,655.46	0.1388	84.97%
Natural Gas	1,000	CCF	\$567.56	\$0.00	\$567.56	0.5676	4.14%
Water	325	CCF	\$1,058.50	\$0.00	\$1,058.50	3.2569	7.72%
Sewer	93	CCF	\$435.82	\$0.00	\$435.82	4.6862	3.18%
Total Cost:			\$13,717.34	\$0.00	\$13,717.34		



Filters: Cost Center Name Not Equal To DoNotReport; Billing Period Equal To 201605All Meter CodesAll Group Names

elpaso

Energy CAP

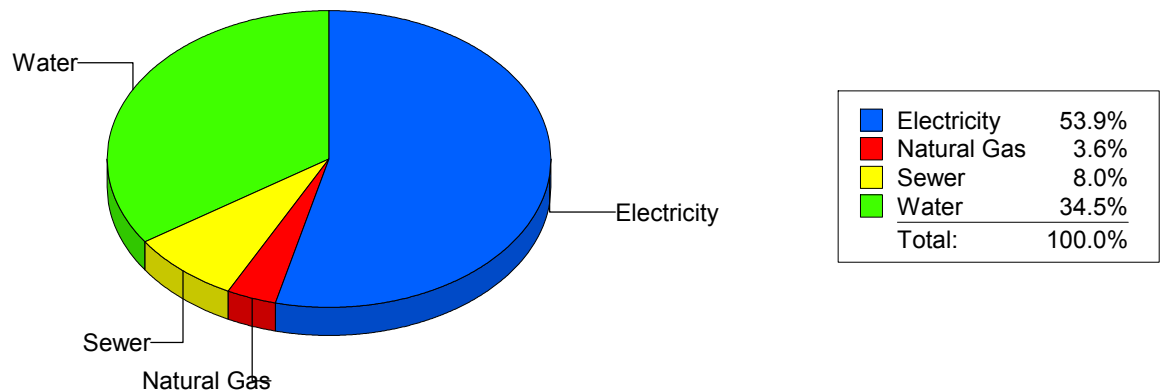
Cost Avoidance Program

Cost Summary Graph

Grouped by Energy Type

Energy Type	Use	Units	Meter Cost	Special Charges	Total Cost	Avg Unit Cost	% of Total Cost
Site: MAGOFFIN MIDDLE SCHO - MAGOFFIN MIDDLE SCHO							
Electricity	16,805	KWH	\$2,262.85	\$0.00	\$2,262.85	0.1347	53.86%
Natural Gas	93	CCF	\$149.96	\$0.00	\$149.96	1.6125	3.57%
Water	554	CCF	\$1,451.15	\$0.00	\$1,451.15	2.6194	34.54%
Sewer	40	CCF	\$337.50	\$0.00	\$337.50	8.4375	8.03%
Total Cost:			\$4,201.46	\$0.00	\$4,201.46		

For MAGOFFIN
MIDDLE SCHO



Filters: Cost Center Name Not Equal To DoNotReport; Billing Period Equal To 201605All Meter CodesAll Group Names

elpaso

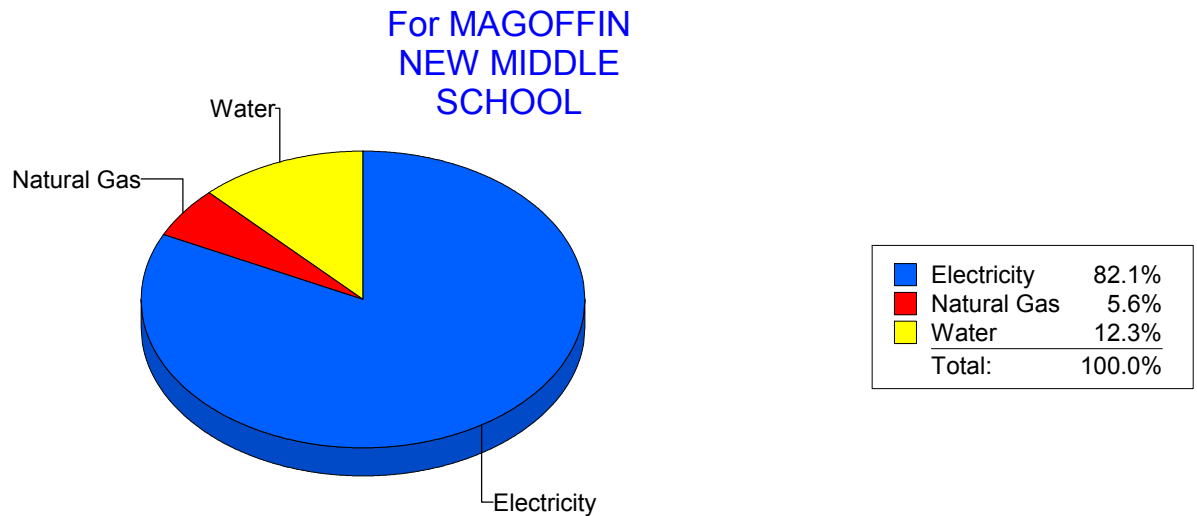
Energy CAP

Cost Avoidance Program

Cost Summary Graph

Grouped by Energy Type

Energy Type	Use	Units	Meter Cost	Special Charges	Total Cost	Avg Unit Cost	% of Total Cost
Site: MAGOFFINMIDDLESCHOOLN047 - MAGOFFIN NEW MIDDLE SCHOOL							
Electricity	109,800	KWH	\$13,460.98	\$0.00	\$13,460.98	0.1226	82.09%
Natural Gas	1,793	CCF	\$925.61	\$0.00	\$925.61	0.5162	5.64%
Water	435	CCF	\$2,010.43	\$0.00	\$2,010.43	4.6217	12.26%
Total Cost:			\$16,397.02	\$0.00	\$16,397.02		



Filters: Cost Center Name Not Equal To DoNotReport; Billing Period Equal To 201605All Meter CodesAll Group Names

elpaso

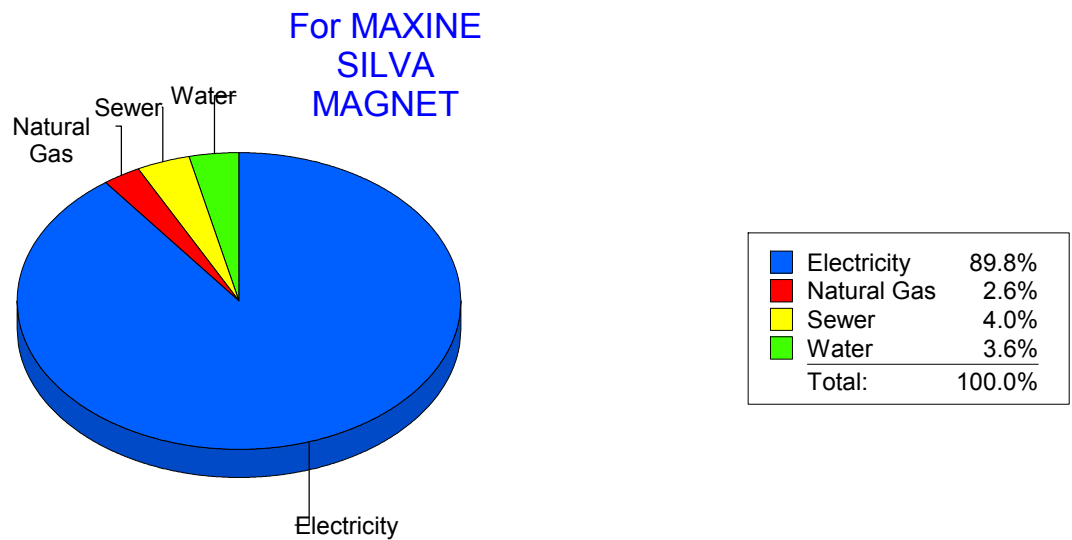
Energy CAP

Cost Avoidance Program

Cost Summary Graph

Grouped by Energy Type

Energy Type	Use	Units	Meter Cost	Special Charges	Total Cost	Avg Unit Cost	% of Total Cost
Site: MAXINE SILVA MAGNET - MAXINE SILVA MAGNET							
Electricity	71,400	KWH	\$9,816.15	\$0.00	\$9,816.15	0.1375	89.78%
Natural Gas	381	CCF	\$285.49	\$0.00	\$285.49	0.7493	2.61%
Water	173	CCF	\$389.89	\$0.00	\$389.89	2.2537	3.57%
Sewer	77	CCF	\$442.42	\$0.00	\$442.42	5.7457	4.05%
Total Cost:			\$10,933.95	\$0.00	\$10,933.95		



Filters: Cost Center Name Not Equal To DoNotReport; Billing Period Equal To 201605All Meter CodesAll Group Names

elpaso

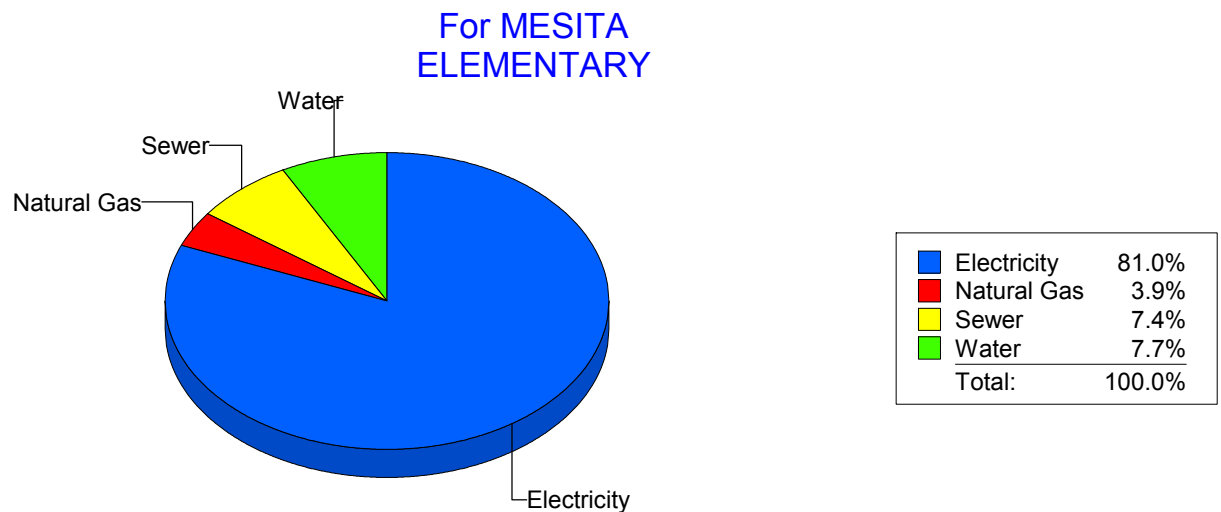
Energy CAP

Cost Avoidance Program

Cost Summary Graph

Grouped by Energy Type

Energy Type	Use	Units	Meter Cost	Special Charges	Total Cost	Avg Unit Cost	% of Total Cost
Site: MESITA ELEMENTARY - MESITA ELEMENTARY							
Electricity	95,280	KWH	\$11,981.71	\$0.00	\$11,981.71	0.1258	81.01%
Natural Gas	776	CCF	\$579.29	\$0.00	\$579.29	0.7465	3.92%
Water	343	CCF	\$1,140.22	\$0.00	\$1,140.22	3.3243	7.71%
Sewer	368	CCF	\$1,089.90	\$0.00	\$1,089.90	2.9617	7.37%
Total Cost:			\$14,791.12	\$0.00	\$14,791.12		



Filters: Cost Center Name Not Equal To DoNotReport; Billing Period Equal To 201605All Meter CodesAll Group Names

elpaso

Energy CAP

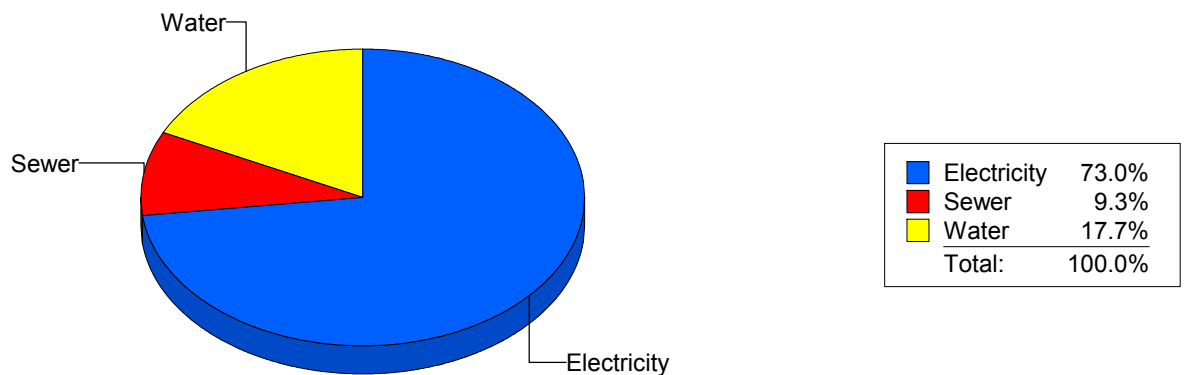
Cost Avoidance Program

Cost Summary Graph

Grouped by Energy Type

Energy Type	Use	Units	Meter Cost	Special Charges	Total Cost	Avg Unit Cost	% of Total Cost
Site: MILAM ELEMENTARY - MILAM ELEMENTARY							
Electricity	15,720	KWH	\$2,282.74	\$0.00	\$2,282.74	0.1452	73.03%
Water	182	CCF	\$552.42	\$0.00	\$552.42	3.0353	17.67%
Sewer	94	CCF	\$290.62	\$0.00	\$290.62	3.0917	9.30%
Total Cost:			\$3,125.78	\$0.00	\$3,125.78		

For MILAM
ELEMENTARY



Filters: Cost Center Name Not Equal To DoNotReport; Billing Period Equal To 201605All Meter CodesAll Group Names

elpaso

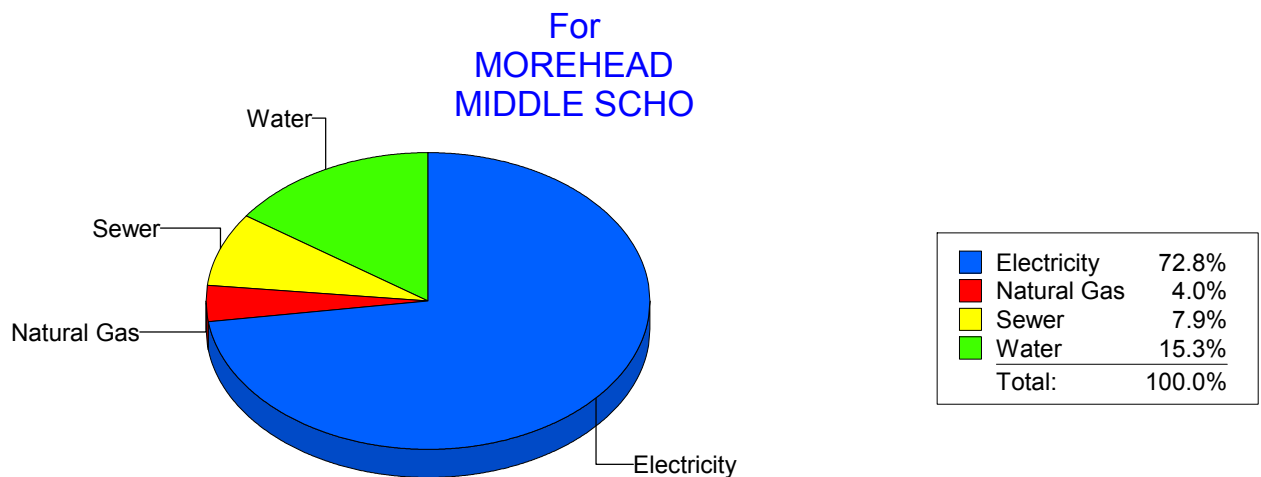
Energy CAP

Cost Avoidance Program

Cost Summary Graph

Grouped by Energy Type

Energy Type	Use	Units	Meter Cost	Special Charges	Total Cost	Avg Unit Cost	% of Total Cost
Site: MOREHEAD MIDDLE SCHO - MOREHEAD MIDDLE SCHO							
Electricity	82,427	KWH	\$11,474.97	\$0.00	\$11,474.97	0.1392	72.76%
Natural Gas	1,147	CCF	\$633.94	\$0.00	\$633.94	0.5527	4.02%
Water	1,486	CCF	\$2,414.19	\$0.00	\$2,414.19	1.6246	15.31%
Sewer	235	CCF	\$1,248.30	\$0.00	\$1,248.30	5.3119	7.91%
Total Cost:			\$15,771.40	\$0.00	\$15,771.40		



Filters: Cost Center Name Not Equal To DoNotReport; Billing Period Equal To 201605All Meter CodesAll Group Names

elpaso

Energy CAP

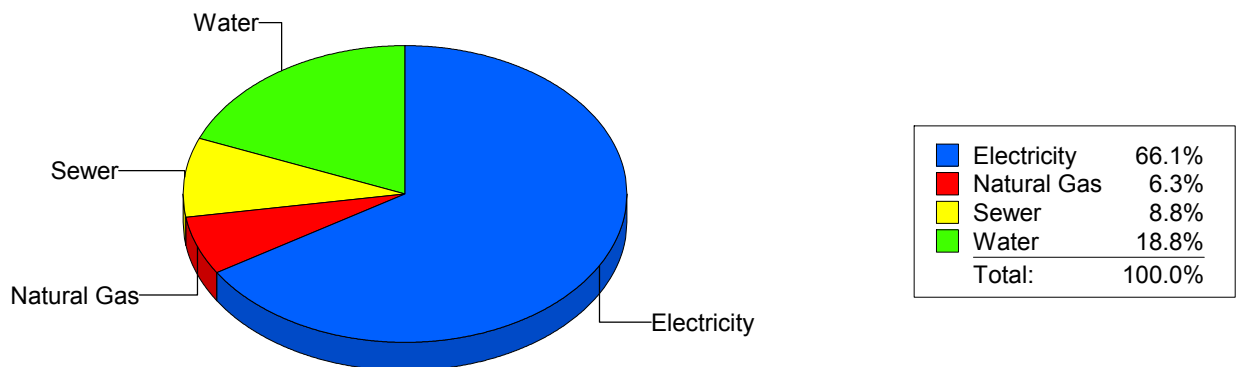
Cost Avoidance Program

Cost Summary Graph

Grouped by Energy Type

Energy Type	Use	Units	Meter Cost	Special Charges	Total Cost	Avg Unit Cost	% of Total Cost
Site: NEWMAN ELEMENTARY - NEWMAN ELEMENTARY							
Electricity	33,300	KWH	\$4,803.32	\$0.00	\$4,803.32	0.1442	66.09%
Natural Gas	257	CCF	\$461.27	\$0.00	\$461.27	1.7948	6.35%
Water	574	CCF	\$1,366.69	\$0.00	\$1,366.69	2.3810	18.80%
Sewer	309	CCF	\$636.56	\$0.00	\$636.56	2.0601	8.76%
Total Cost:			\$7,267.84	\$0.00	\$7,267.84		

For NEWMAN
ELEMENTARY



Filters: Cost Center Name Not Equal To DoNotReport; Billing Period Equal To 201605All Meter CodesAll Group Names

elpaso

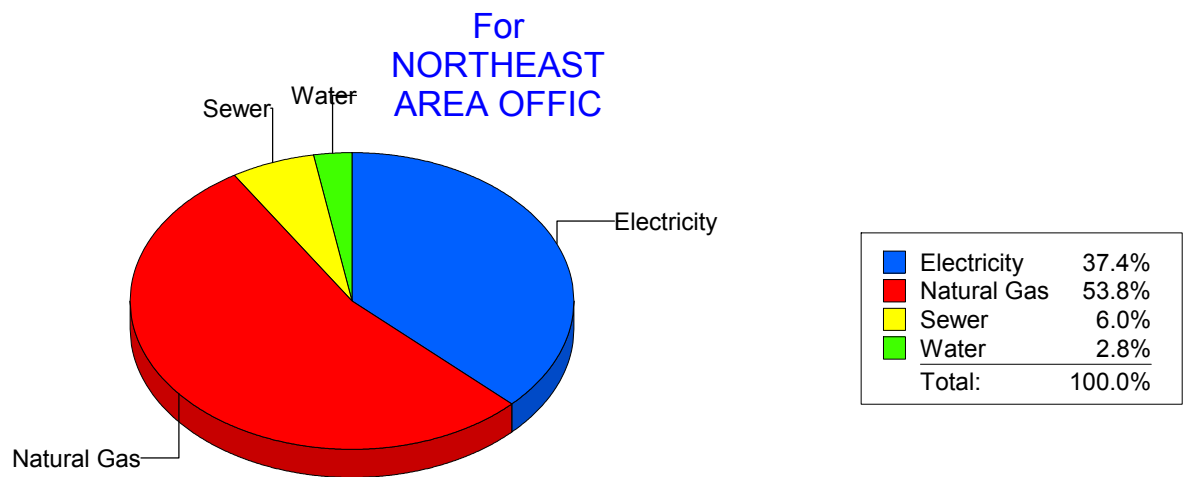
Energy CAP

Cost Avoidance Program

Cost Summary Graph

Grouped by Energy Type

Energy Type	Use	Units	Meter Cost	Special Charges	Total Cost	Avg Unit Cost	% of Total Cost
Site: NORTHEAST AREA OFFIC - NORTHEAST AREA OFFIC							
Electricity	2,200	KWH	\$326.54	\$0.00	\$326.54	0.1484	37.35%
Natural Gas	1	CCF	\$470.48	\$0.00	\$470.48	470.4800	53.82%
Water	0	CCF	\$24.80	\$0.00	\$24.80	0.0000	2.84%
Sewer	1	CCF	\$52.40	\$0.00	\$52.40	52.4000	5.99%
Total Cost:			\$874.22	\$0.00	\$874.22		



Filters: Cost Center Name Not Equal To DoNotReport; Billing Period Equal To 201605All Meter CodesAll Group Names

elpaso


Energy CAP

Cost Avoidance Program

Cost Summary Graph

Grouped by Energy Type

Energy Type	Use	Units	Meter Cost	Special Charges	Total Cost	Avg Unit Cost	% of Total Cost
Site: NORTHEAST AREA TRANS - NORTHEAST AREA TRANS							
Electricity	5,517	KWH	\$642.48	\$0.00	\$642.48	0.1165	30.90%
Natural Gas	97	CCF	\$269.05	\$0.00	\$269.05	2.7737	12.94%
Water	179	CCF	\$829.94	\$0.00	\$829.94	4.6365	39.92%
Sewer	41	CCF	\$337.50	\$0.00	\$337.50	8.2317	16.23%
Total Cost:			\$2,078.97	\$0.00	\$2,078.97		



Filters: Cost Center Name Not Equal To DoNotReport; Billing Period Equal To 201605All Meter CodesAll Group Names

elpaso

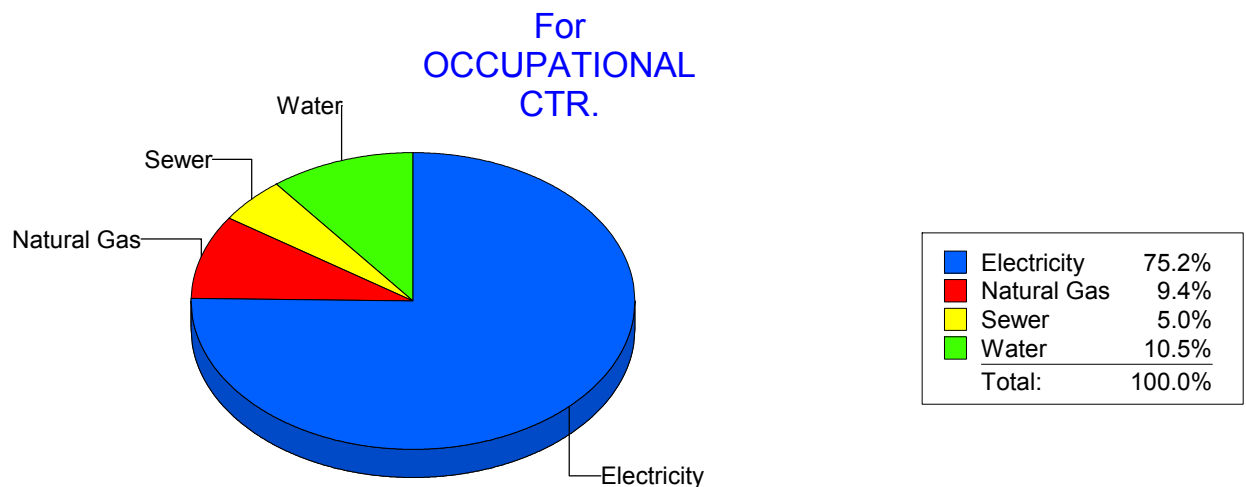
Energy CAP

Cost Avoidance Program

Cost Summary Graph

Grouped by Energy Type

Energy Type	Use	Units	Meter Cost	Special Charges	Total Cost	Avg Unit Cost	% of Total Cost
Site: OCCUPATIONAL CTR. - OCCUPATIONAL CTR.							
Electricity	7,900	KWH	\$1,089.15	\$0.00	\$1,089.15	0.1379	75.17%
Natural Gas	52	CCF	\$135.74	\$0.00	\$135.74	2.6104	9.37%
Water	28	CCF	\$151.65	\$0.00	\$151.65	5.4161	10.47%
Sewer	5	CCF	\$72.40	\$0.00	\$72.40	14.4800	5.00%
Total Cost:			\$1,448.94	\$0.00	\$1,448.94		



Filters: Cost Center Name Not Equal To DoNotReport; Billing Period Equal To 201605All Meter CodesAll Group Names

el Paso

Energy CAP

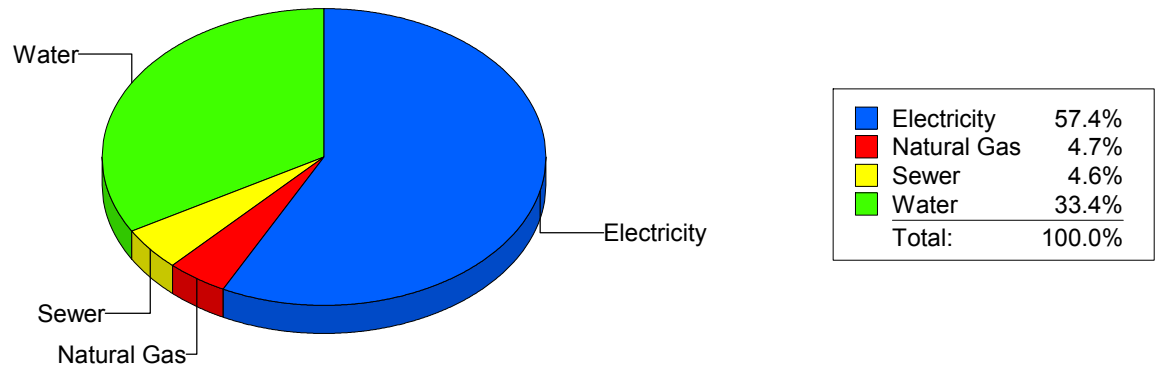
Cost Avoidance Program

Cost Summary Graph

Grouped by Energy Type

Energy Type	Use	Units	Meter Cost	Special Charges	Total Cost	Avg Unit Cost	% of Total Cost
Site: PARK ELEMENTARY - PARK ELEMENTARY							
Electricity	33,257	KWH	\$4,987.18	\$0.00	\$4,987.18	0.1500	57.39%
Natural Gas	390	CCF	\$405.42	\$0.00	\$405.42	1.0395	4.67%
Water	606	CCF	\$2,900.09	\$0.00	\$2,900.09	4.7856	33.37%
Sewer	90	CCF	\$397.17	\$0.00	\$397.17	4.4130	4.57%
Total Cost:			\$8,689.86	\$0.00	\$8,689.86		

For PARK
ELEMENTARY



Filters: Cost Center Name Not Equal To DoNotReport; Billing Period Equal To 201605All Meter CodesAll Group Names

el Paso

Energy CAP

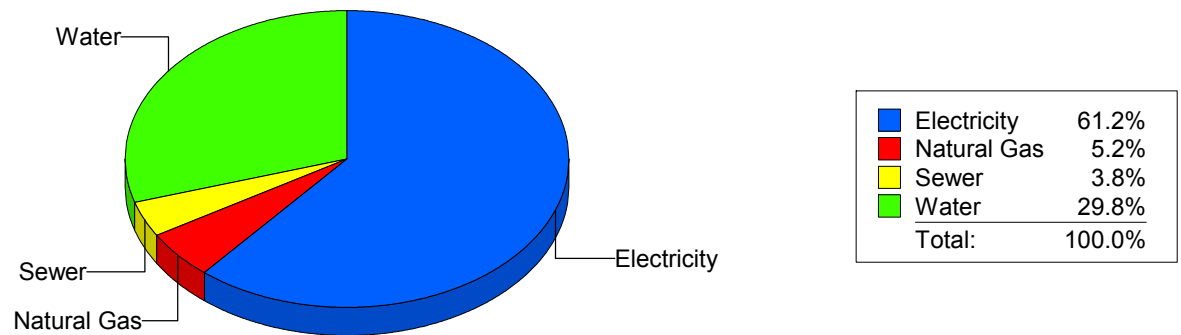
Cost Avoidance Program

Cost Summary Graph

Grouped by Energy Type

Energy Type	Use	Units	Meter Cost	Special Charges	Total Cost	Avg Unit Cost	% of Total Cost
Site: PAUL MORENO - PAUL MORENO							
Electricity	51,600	KWH	\$7,031.77	\$0.00	\$7,031.77	0.1363	61.23%
Natural Gas	797	CCF	\$593.42	\$0.00	\$593.42	0.7446	5.17%
Water	670	CCF	\$3,425.61	\$0.00	\$3,425.61	5.1129	29.83%
Sewer	109	CCF	\$433.97	\$0.00	\$433.97	3.9814	3.78%
Total Cost:			\$11,484.77	\$0.00	\$11,484.77		

For PAUL
MORENO



Filters: Cost Center Name Not Equal To DoNotReport; Billing Period Equal To 201605All Meter CodesAll Group Names

elpaso

Energy CAP

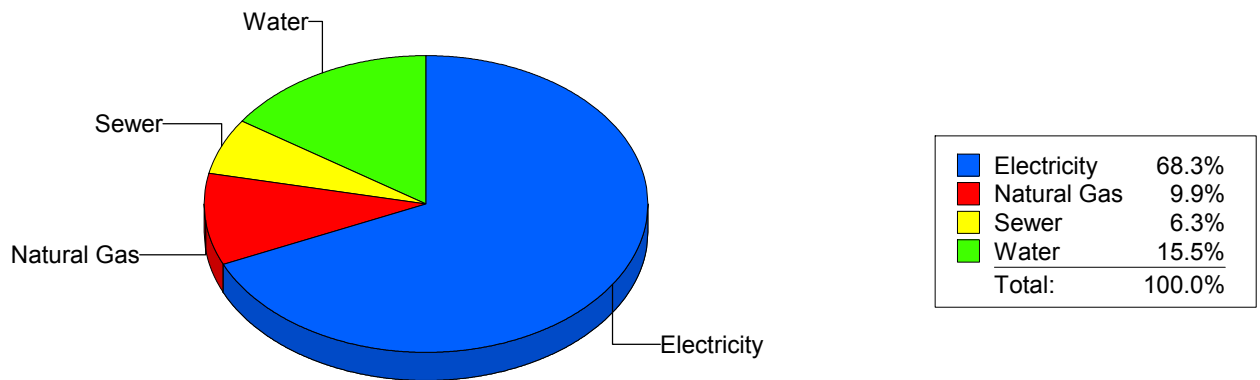
Cost Avoidance Program

Cost Summary Graph

Grouped by Energy Type

Energy Type	Use	Units	Meter Cost	Special Charges	Total Cost	Avg Unit Cost	% of Total Cost
Site: POLK ELEMENTARY - POLK ELEMENTARY							
Electricity	31,200	KWH	\$4,288.63	\$0.00	\$4,288.63	0.1375	68.28%
Natural Gas	866	CCF	\$623.76	\$0.00	\$623.76	0.7203	9.93%
Water	339	CCF	\$972.44	\$0.00	\$972.44	2.8686	15.48%
Sewer	62	CCF	\$396.22	\$0.00	\$396.22	6.3906	6.31%
Total Cost:			\$6,281.05	\$0.00	\$6,281.05		

For POLK
ELEMENTARY



Filters: Cost Center Name Not Equal To DoNotReport; Billing Period Equal To 201605All Meter CodesAll Group Names

elpaso

Energy CAP

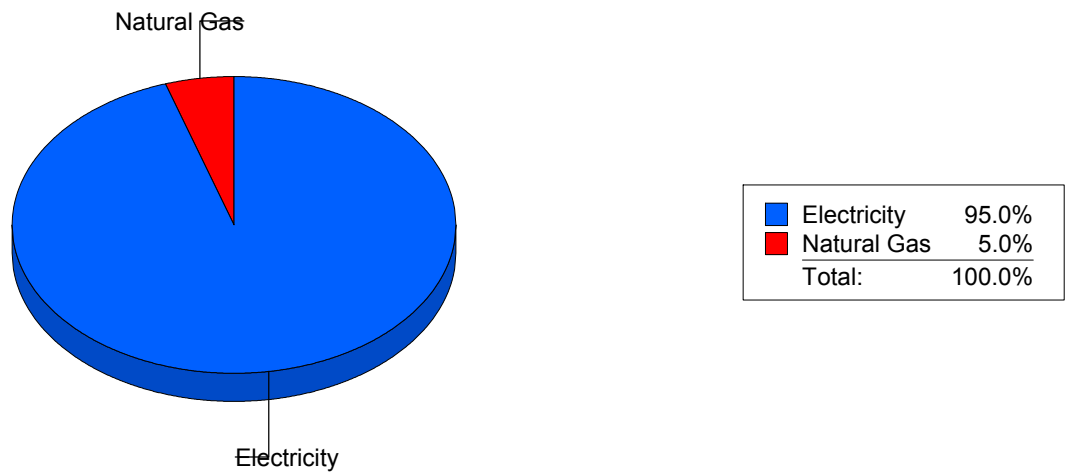
Cost Avoidance Program

Cost Summary Graph

Grouped by Energy Type

Energy Type	Use	Units	Meter Cost	Special Charges	Total Cost	Avg Unit Cost	% of Total Cost
Site: POWELL - POWELL							
Electricity	52,920	KWH	\$7,464.70	\$0.00	\$7,464.70	0.1411	95.05%
Natural Gas	604	CCF	\$388.75	\$0.00	\$388.75	0.6436	4.95%
Total Cost:			\$7,853.45	\$0.00	\$7,853.45		

For POWELL



Filters: Cost Center Name Not Equal To DoNotReport; Billing Period Equal To 201605All Meter CodesAll Group Names

elpaso

Energy CAP

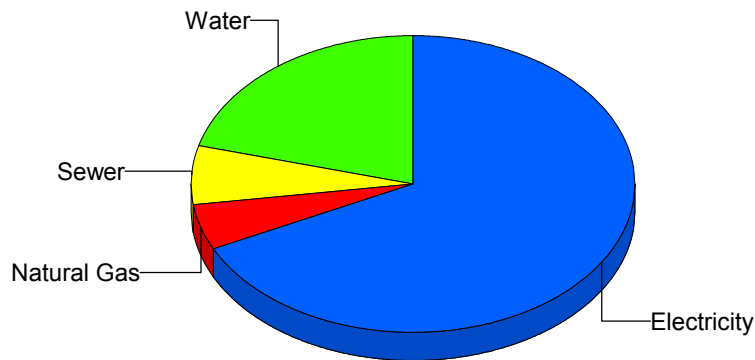
Cost Avoidance Program

Cost Summary Graph

Grouped by Energy Type

Energy Type	Use	Units	Meter Cost	Special Charges	Total Cost	Avg Unit Cost	% of Total Cost
Site: PUTNAM ELEMENTARY - PUTNAM ELEMENTARY							
Electricity	32,705	KWH	\$4,660.85	\$0.00	\$4,660.85	0.1425	67.70%
Natural Gas	279	CCF	\$354.67	\$0.00	\$354.67	1.2712	5.15%
Water	518	CCF	\$1,435.15	\$0.00	\$1,435.15	2.7706	20.85%
Sewer	122	CCF	\$434.19	\$0.00	\$434.19	3.5589	6.31%
Total Cost:			\$6,884.86	\$0.00	\$6,884.86		

For PUTNAM
ELEMENTARY



Electricity	67.7%
Natural Gas	5.2%
Sewer	6.3%
Water	20.8%
Total:	100.0%

Filters: Cost Center Name Not Equal To DoNotReport; Billing Period Equal To 201605All Meter CodesAll Group Names

elpaso

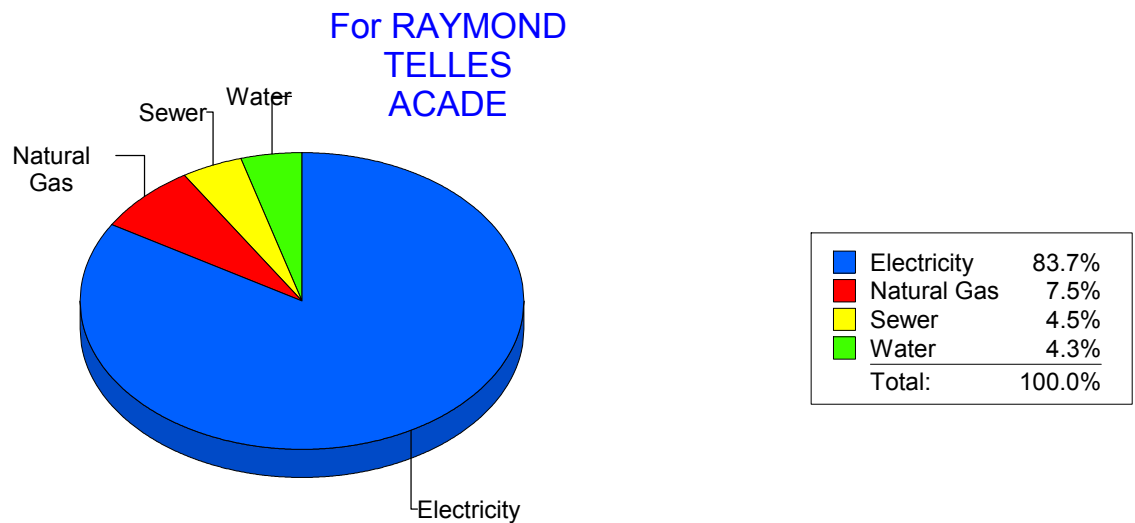
Energy CAP

Cost Avoidance Program

Cost Summary Graph

Grouped by Energy Type

Energy Type	Use	Units	Meter Cost	Special Charges	Total Cost	Avg Unit Cost	% of Total Cost
Site: RAYMOND TELLES ACADE - RAYMOND TELLES ACADE							
Electricity	38,000	KWH	\$4,831.04	\$0.00	\$4,831.04	0.1271	83.68%
Natural Gas	702	CCF	\$433.01	\$0.00	\$433.01	0.6168	7.50%
Water	88	CCF	\$249.71	\$0.00	\$249.71	2.8376	4.33%
Sewer	45	CCF	\$259.27	\$0.00	\$259.27	5.7616	4.49%
Total Cost:			\$5,773.03	\$0.00	\$5,773.03		



Filters: Cost Center Name Not Equal To DoNotReport; Billing Period Equal To 201605All Meter CodesAll Group Names

elpaso

Energy CAP

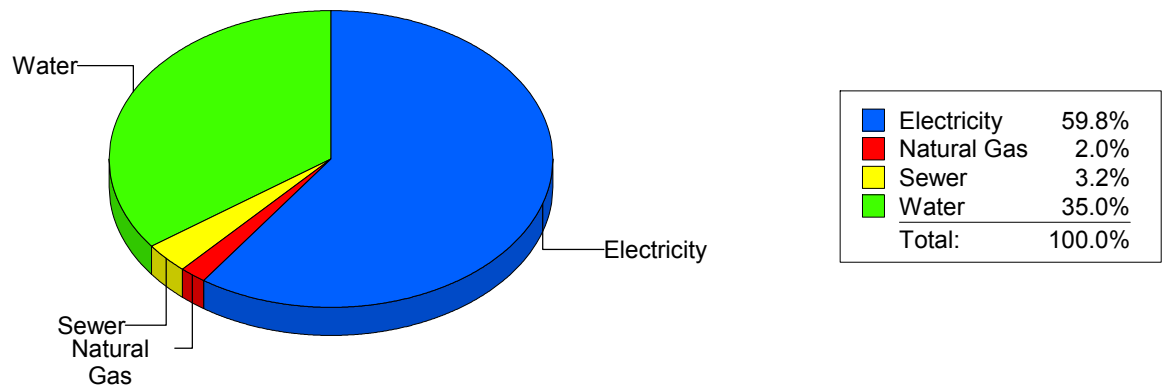
Cost Avoidance Program

Cost Summary Graph

Grouped by Energy Type

Energy Type	Use	Units	Meter Cost	Special Charges	Total Cost	Avg Unit Cost	% of Total Cost
Site: RICHARDSON MIDDLE - RICHARDSON MIDDLE							
Electricity	92,700	KWH	\$12,070.94	\$0.00	\$12,070.94	0.1302	59.78%
Natural Gas	617	CCF	\$394.63	\$0.00	\$394.63	0.6396	1.95%
Water	1,247	CCF	\$7,076.20	\$0.00	\$7,076.20	5.6746	35.04%
Sewer	79	CCF	\$651.97	\$0.00	\$651.97	8.2528	3.23%
Total Cost:			\$20,193.74	\$0.00	\$20,193.74		

For
RICHARDSON
MIDDLE



Filters: Cost Center Name Not Equal To DoNotReport; Billing Period Equal To 201605All Meter CodesAll Group Names

elpaso

Energy CAP

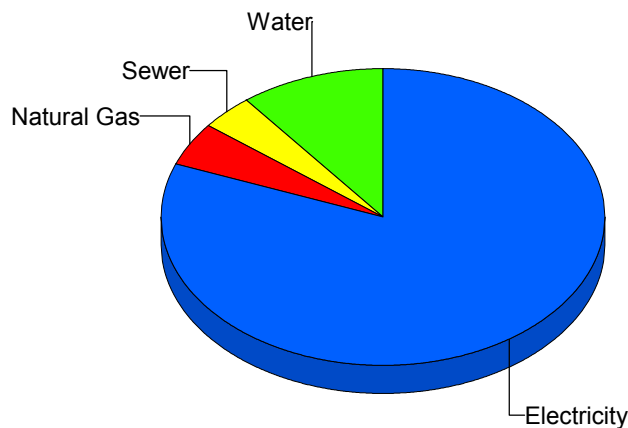
Cost Avoidance Program

Cost Summary Graph

Grouped by Energy Type

Energy Type	Use	Units	Meter Cost	Special Charges	Total Cost	Avg Unit Cost	% of Total Cost
Site: RIVERA ELEMENTARY - RIVERA ELEMENTARY							
Electricity	56,520	KWH	\$8,439.70	\$0.00	\$8,439.70	0.1493	80.79%
Natural Gas	837	CCF	\$493.96	\$0.00	\$493.96	0.5902	4.73%
Water	341	CCF	\$1,088.26	\$0.00	\$1,088.26	3.1914	10.42%
Sewer	119	CCF	\$424.27	\$0.00	\$424.27	3.5653	4.06%
Total Cost:			\$10,446.19	\$0.00	\$10,446.19		

For RIVERA
ELEMENTARY



Electricity	80.8%
Natural Gas	4.7%
Sewer	4.1%
Water	10.4%
Total:	100.0%

Filters: Cost Center Name Not Equal To DoNotReport; Billing Period Equal To 201605All Meter CodesAll Group Names

elpaso

Energy CAP

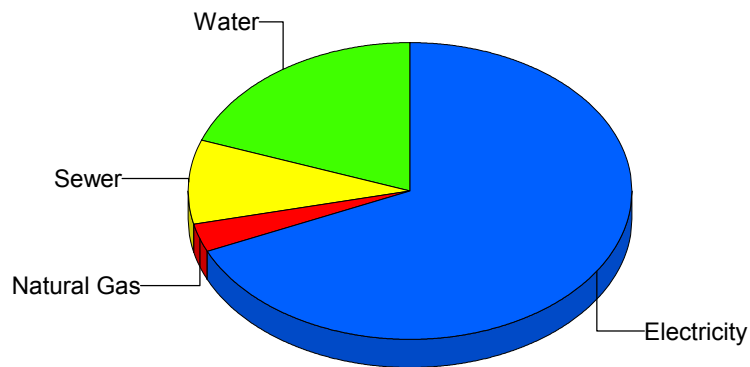
Cost Avoidance Program

Cost Summary Graph

Grouped by Energy Type

Energy Type	Use	Units	Meter Cost	Special Charges	Total Cost	Avg Unit Cost	% of Total Cost
Site: ROBERTS ELEMENTARY - ROBERTS ELEMENTARY							
Electricity	38,840	KWH	\$4,831.36	\$0.00	\$4,831.36	0.1244	68.25%
Natural Gas	238	CCF	\$217.85	\$0.00	\$217.85	0.9153	3.08%
Water	578	CCF	\$1,373.14	\$0.00	\$1,373.14	2.3757	19.40%
Sewer	298	CCF	\$656.92	\$0.00	\$656.92	2.2044	9.28%
Total Cost:			\$7,079.27	\$0.00	\$7,079.27		

For ROBERTS
ELEMENTARY



Electricity	68.2%
Natural Gas	3.1%
Sewer	9.3%
Water	19.4%
Total:	100.0%

Filters: Cost Center Name Not Equal To DoNotReport; Billing Period Equal To 201605All Meter CodesAll Group Names

elpaso

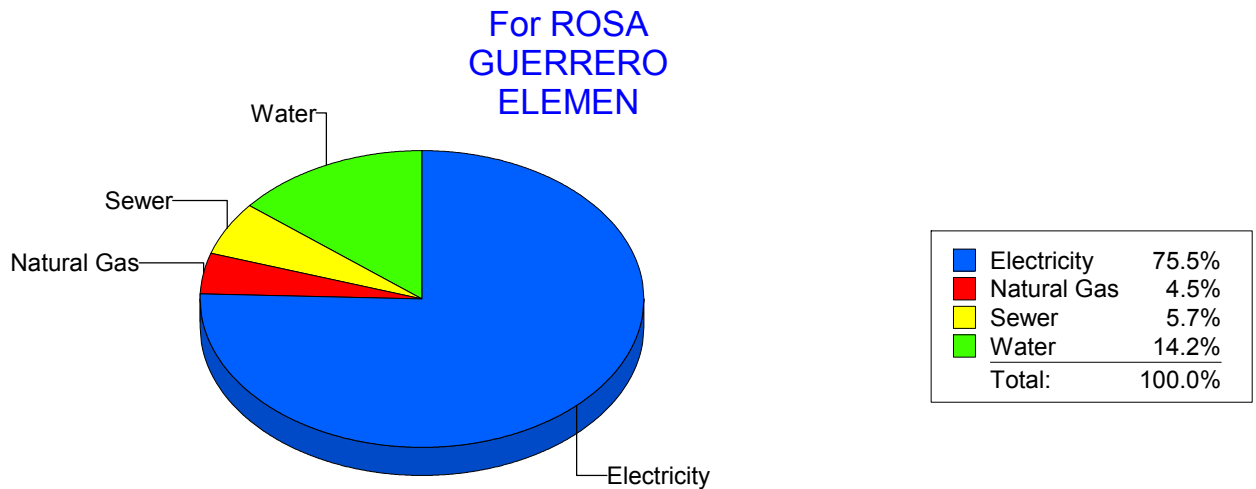
Energy CAP

Cost Avoidance Program

Cost Summary Graph

Grouped by Energy Type

Energy Type	Use	Units	Meter Cost	Special Charges	Total Cost	Avg Unit Cost	% of Total Cost
Site: ROSA GUERRERO ELEMEN - ROSA GUERRERO ELEMEN							
Electricity	40,200	KWH	\$6,124.08	\$0.00	\$6,124.08	0.1523	75.54%
Natural Gas	303	CCF	\$366.13	\$0.00	\$366.13	1.2083	4.52%
Water	359	CCF	\$1,153.38	\$0.00	\$1,153.38	3.2128	14.23%
Sewer	140	CCF	\$463.73	\$0.00	\$463.73	3.3124	5.72%
Total Cost:			\$8,107.32	\$0.00	\$8,107.32		



Filters: Cost Center Name Not Equal To DoNotReport; Billing Period Equal To 201605All Meter CodesAll Group Names

el paso

Energy CAP

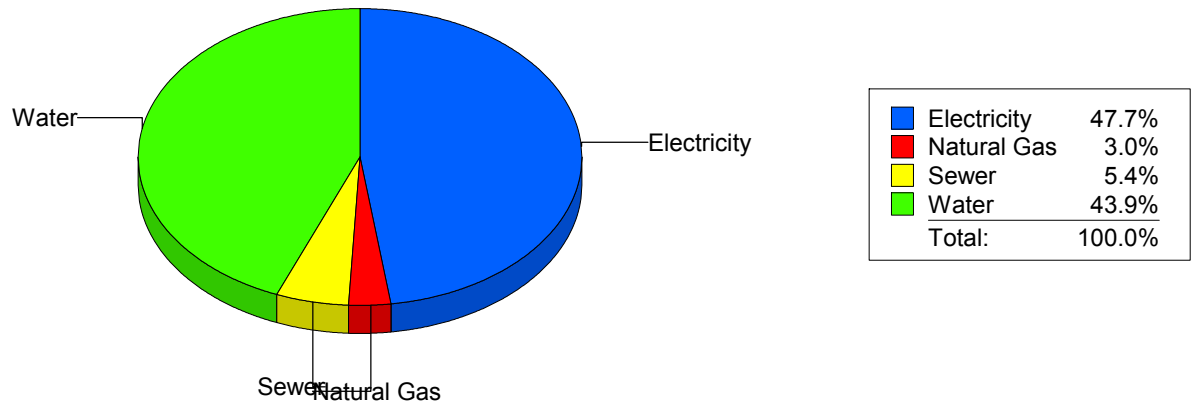
Cost Avoidance Program

Cost Summary Graph

Grouped by Energy Type

Energy Type	Use	Units	Meter Cost	Special Charges	Total Cost	Avg Unit Cost	% of Total Cost
Site: ROSS MIDDLE SCHOOL - ROSS MIDDLE SCHOOL							
Electricity	54,785	KWH	\$8,238.92	\$0.00	\$8,238.92	0.1504	47.74%
Natural Gas	892	CCF	\$518.79	\$0.00	\$518.79	0.5816	3.01%
Water	1,877	CCF	\$7,573.10	\$0.00	\$7,573.10	4.0347	43.88%
Sewer	678	CCF	\$927.52	\$0.00	\$927.52	1.3680	5.37%
Total Cost:			\$17,258.33	\$0.00	\$17,258.33		

For ROSS
MIDDLE
SCHOOL



Filters: Cost Center Name Not Equal To DoNotReport; Billing Period Equal To 201605All Meter CodesAll Group Names

elpaso

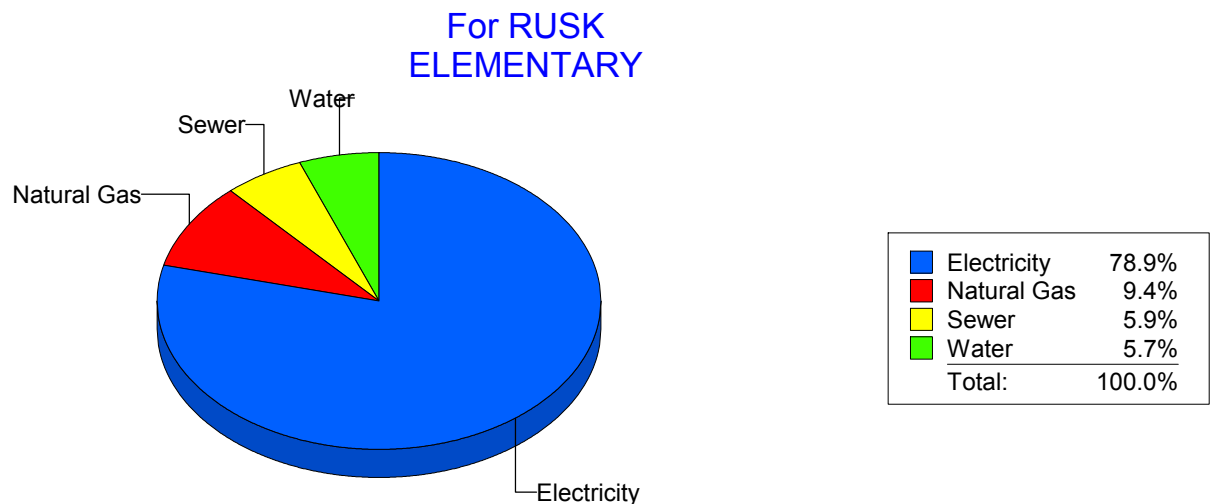
Energy CAP

Cost Avoidance Program

Cost Summary Graph

Grouped by Energy Type

Energy Type	Use	Units	Meter Cost	Special Charges	Total Cost	Avg Unit Cost	% of Total Cost
Site: RUSK ELEMENTARY - RUSK ELEMENTARY							
Electricity	26,680	KWH	\$3,594.96	\$0.00	\$3,594.96	0.1347	78.94%
Natural Gas	188	CCF	\$429.26	\$0.00	\$429.26	2.2833	9.43%
Water	104	CCF	\$261.08	\$0.00	\$261.08	2.5104	5.73%
Sewer	142	CCF	\$268.57	\$0.00	\$268.57	1.8913	5.90%
Total Cost:			\$4,553.87	\$0.00	\$4,553.87		



Filters: Cost Center Name Not Equal To DoNotReport; Billing Period Equal To 201605All Meter CodesAll Group Names

elpaso

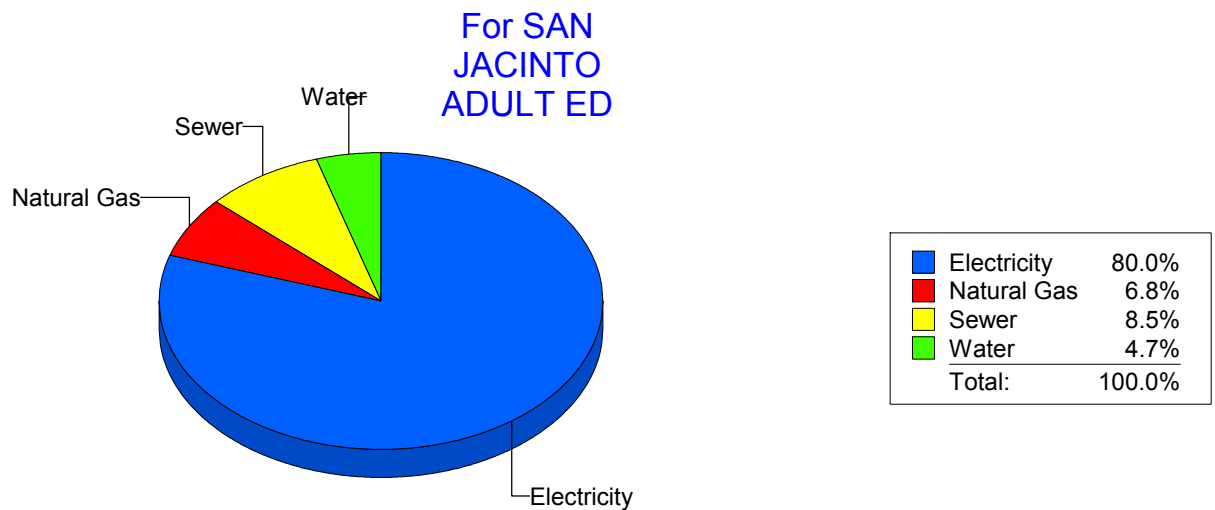
Energy CAP

Cost Avoidance Program

Cost Summary Graph

Grouped by Energy Type

Energy Type	Use	Units	Meter Cost	Special Charges	Total Cost	Avg Unit Cost	% of Total Cost
Site: SAN JACINTO ADULT ED - SAN JACINTO ADULT ED							
Electricity	8,600	KWH	\$1,388.43	\$0.00	\$1,388.43	0.1614	80.00%
Natural Gas	0	CCF	\$117.53	\$0.00	\$117.53	0.0000	6.77%
Water	33	CCF	\$81.32	\$0.00	\$81.32	2.4642	4.69%
Sewer	25	CCF	\$148.36	\$0.00	\$148.36	5.9344	8.55%
Total Cost:			\$1,735.64	\$0.00	\$1,735.64		



Filters: Cost Center Name Not Equal To DoNotReport; Billing Period Equal To 201605All Meter CodesAll Group Names

el Paso

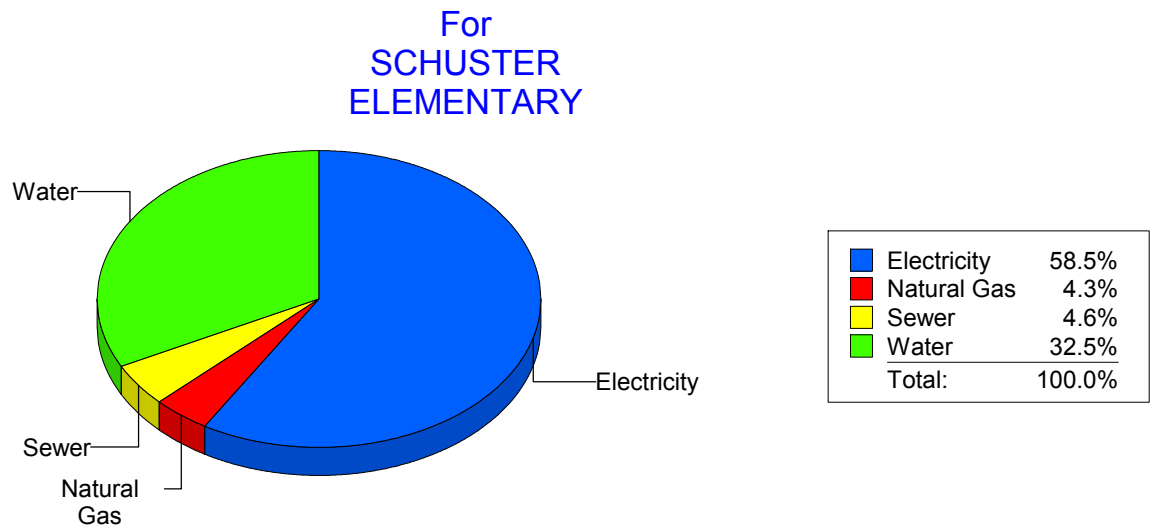
Energy CAP

Cost Avoidance Program

Cost Summary Graph

Grouped by Energy Type

Energy Type	Use	Units	Meter Cost	Special Charges	Total Cost	Avg Unit Cost	% of Total Cost
Site: SCHUSTER ELEMENTARY - SCHUSTER ELEMENTARY							
Electricity	17,138	KWH	\$2,366.67	\$0.00	\$2,366.67	0.1381	58.51%
Natural Gas	145	CCF	\$173.85	\$0.00	\$173.85	1.1990	4.30%
Water	303	CCF	\$1,316.42	\$0.00	\$1,316.42	4.3446	32.55%
Sewer	134	CCF	\$187.96	\$0.00	\$187.96	1.4027	4.65%
Total Cost:			\$4,044.90	\$0.00	\$4,044.90		



Filters: Cost Center Name Not Equal To DoNotReport; Billing Period Equal To 201605All Meter CodesAll Group Names

elpaso

Energy CAP

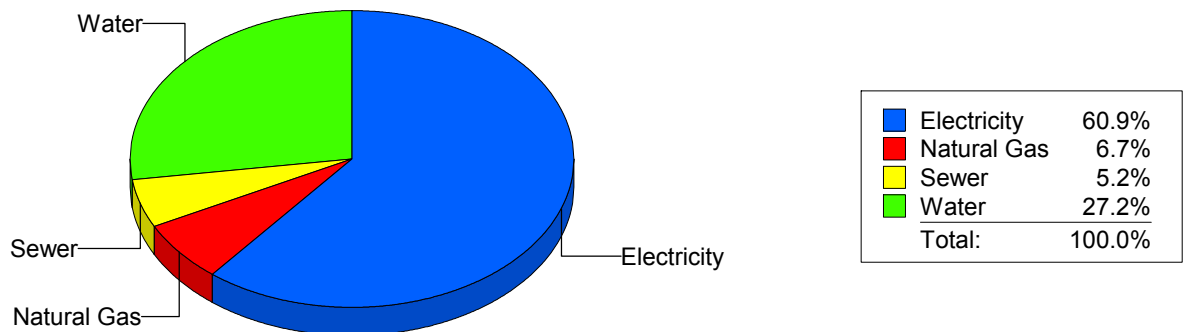
Cost Avoidance Program

Cost Summary Graph

Grouped by Energy Type

Energy Type	Use	Units	Meter Cost	Special Charges	Total Cost	Avg Unit Cost	% of Total Cost
Site: STANTON ELEMENTARY - STANTON ELEMENTARY							
Electricity	23,976	KWH	\$3,844.17	\$0.00	\$3,844.17	0.1603	60.87%
Natural Gas	424	CCF	\$423.46	\$0.00	\$423.46	0.9987	6.70%
Water	434	CCF	\$1,716.71	\$0.00	\$1,716.71	3.9556	27.18%
Sewer	200	CCF	\$331.31	\$0.00	\$331.31	1.6566	5.25%
Total Cost:			\$6,315.65	\$0.00	\$6,315.65		

For STANTON
ELEMENTARY



Filters: Cost Center Name Not Equal To DoNotReport; Billing Period Equal To 201605All Meter CodesAll Group Names

elpaso

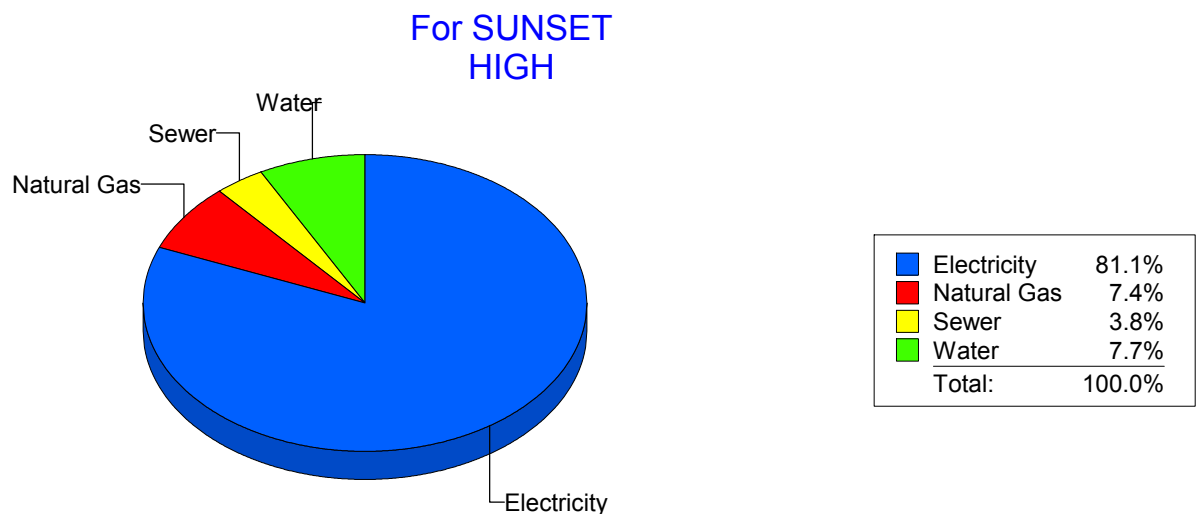
Energy CAP

Cost Avoidance Program

Cost Summary Graph

Grouped by Energy Type

Energy Type	Use	Units	Meter Cost	Special Charges	Total Cost	Avg Unit Cost	% of Total Cost
Site: SUNSET HIGH - SUNSET HIGH							
Electricity	19,360	KWH	\$2,544.53	\$0.00	\$2,544.53	0.1314	81.06%
Natural Gas	271	CCF	\$233.47	\$0.00	\$233.47	0.8615	7.44%
Water	72	CCF	\$240.82	\$0.00	\$240.82	3.3447	7.67%
Sewer	32	CCF	\$120.31	\$0.00	\$120.31	3.7597	3.83%
Total Cost:			\$3,139.13	\$0.00	\$3,139.13		



Filters: Cost Center Name Not Equal To DoNotReport; Billing Period Equal To 201605All Meter CodesAll Group Names

elpaso

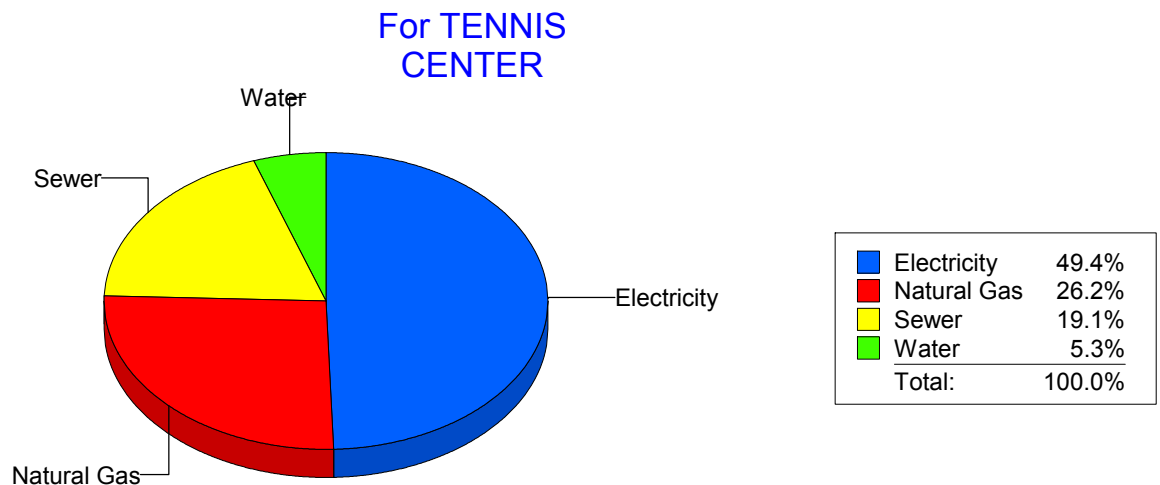
Energy CAP

Cost Avoidance Program

Cost Summary Graph

Grouped by Energy Type

Energy Type	Use	Units	Meter Cost	Special Charges	Total Cost	Avg Unit Cost	% of Total Cost
Site: TENNISCENTER - TENNIS CENTER							
Electricity		93 KWH	\$221.91	\$0.00	\$221.91	2.3861	49.45%
Natural Gas		0 CCF	\$117.53	\$0.00	\$117.53	0.0000	26.19%
Water		2 CCF	\$23.66	\$0.00	\$23.66	11.8300	5.27%
Sewer		2 CCF	\$85.66	\$0.00	\$85.66	42.8300	19.09%
Total Cost:			\$448.76	\$0.00	\$448.76		



Filters: Cost Center Name Not Equal To DoNotReport; Billing Period Equal To 201605All Meter CodesAll Group Names

elpaso

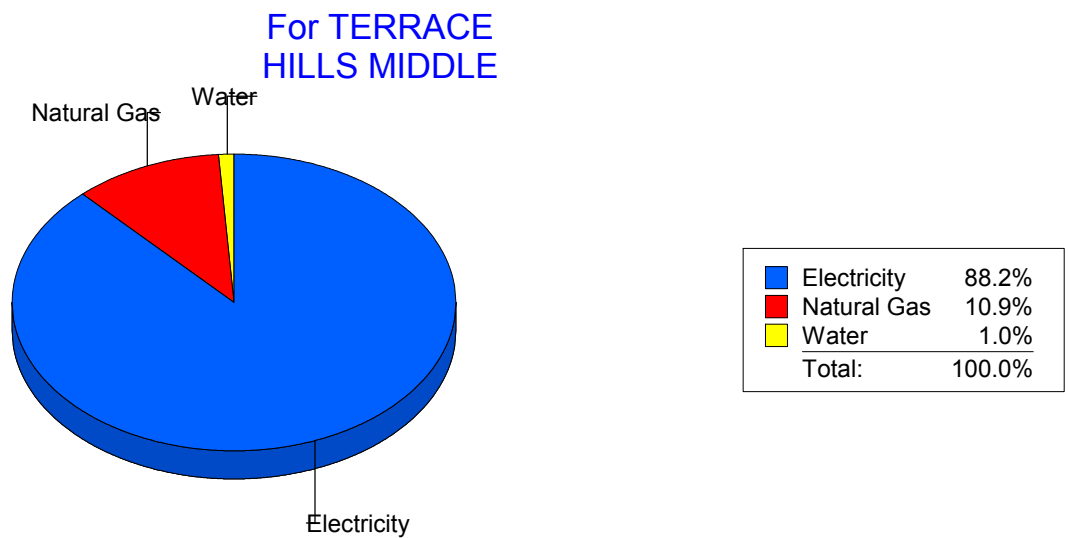
Energy CAP

Cost Avoidance Program

Cost Summary Graph

Grouped by Energy Type

Energy Type	Use	Units	Meter Cost	Special Charges	Total Cost	Avg Unit Cost	% of Total Cost
Site: TERRACE HILLS MIDDLE - TERRACE HILLS MIDDLE							
Electricity	33,450	KWH	\$4,251.77	\$0.00	\$4,251.77	0.1271	88.16%
Natural Gas	663	CCF	\$524.01	\$0.00	\$524.01	0.7904	10.86%
Water	0	CCF	\$47.14	\$0.00	\$47.14	0.0000	0.98%
Total Cost:			\$4,822.92	\$0.00	\$4,822.92		



Filters: Cost Center Name Not Equal To DoNotReport; Billing Period Equal To 201605All Meter CodesAll Group Names

elpaso

Energy CAP

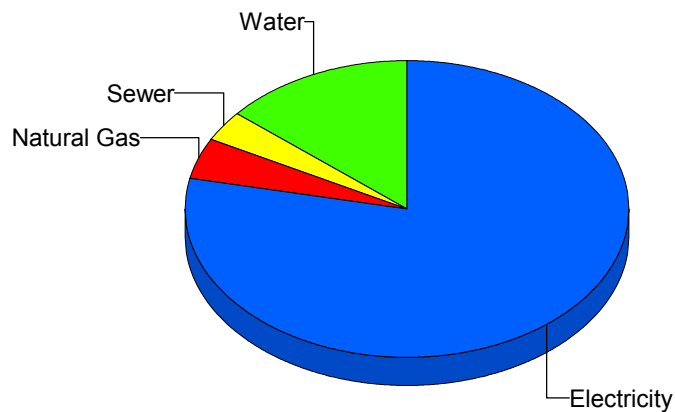
Cost Avoidance Program

Cost Summary Graph

Grouped by Energy Type

Energy Type	Use	Units	Meter Cost	Special Charges	Total Cost	Avg Unit Cost	% of Total Cost
Site: TIPPIN - TIPPIN ELEMENTARY							
Electricity	79,920	KWH	\$10,742.34	\$0.00	\$10,742.34	0.1344	78.39%
Natural Gas	1,099	CCF	\$612.43	\$0.00	\$612.43	0.5573	4.47%
Water	412	CCF	\$1,896.60	\$0.00	\$1,896.60	4.6034	13.84%
Sewer	89	CCF	\$452.32	\$0.00	\$452.32	5.0822	3.30%
Total Cost:			\$13,703.69	\$0.00	\$13,703.69		

For TIPPIN
ELEMENTARY



Electricity	78.4%
Natural Gas	4.5%
Sewer	3.3%
Water	13.8%
Total:	100.0%

Filters: Cost Center Name Not Equal To DoNotReport; Billing Period Equal To 201605All Meter CodesAll Group Names

elpaso

Energy CAP

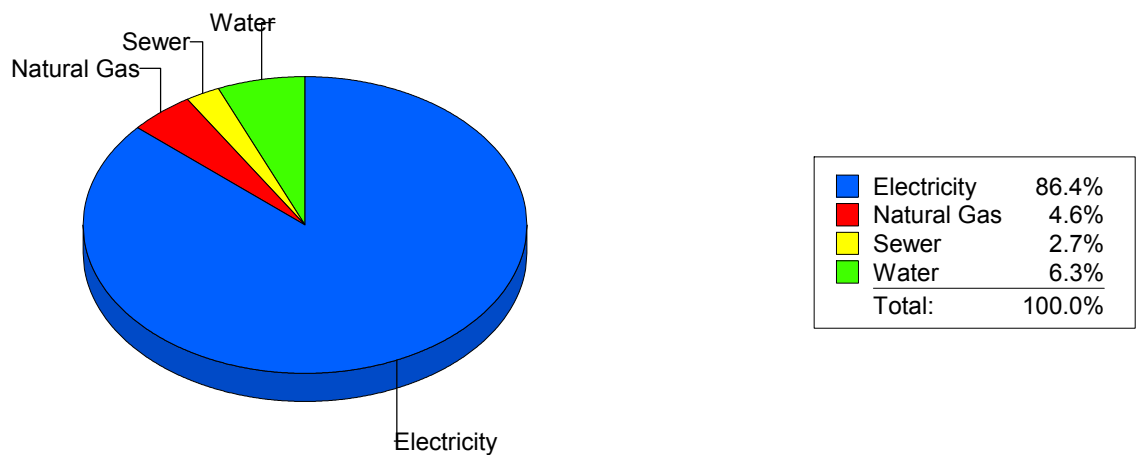
Cost Avoidance Program

Cost Summary Graph

Grouped by Energy Type

Energy Type	Use	Units	Meter Cost	Special Charges	Total Cost	Avg Unit Cost	% of Total Cost
Site: TOMLEA - TOM LEA							
Electricity	83,760	KWH	\$11,590.40	\$0.00	\$11,590.40	0.1384	86.44%
Natural Gas	1,098	CCF	\$611.80	\$0.00	\$611.80	0.5572	4.56%
Water	283	CCF	\$842.27	\$0.00	\$842.27	2.9762	6.28%
Sewer	105	CCF	\$364.87	\$0.00	\$364.87	3.4750	2.72%
Total Cost:			\$13,409.34	\$0.00	\$13,409.34		

For TOM LEA



Filters: Cost Center Name Not Equal To DoNotReport; Billing Period Equal To 201605All Meter CodesAll Group Names

elpaso

Energy CAP

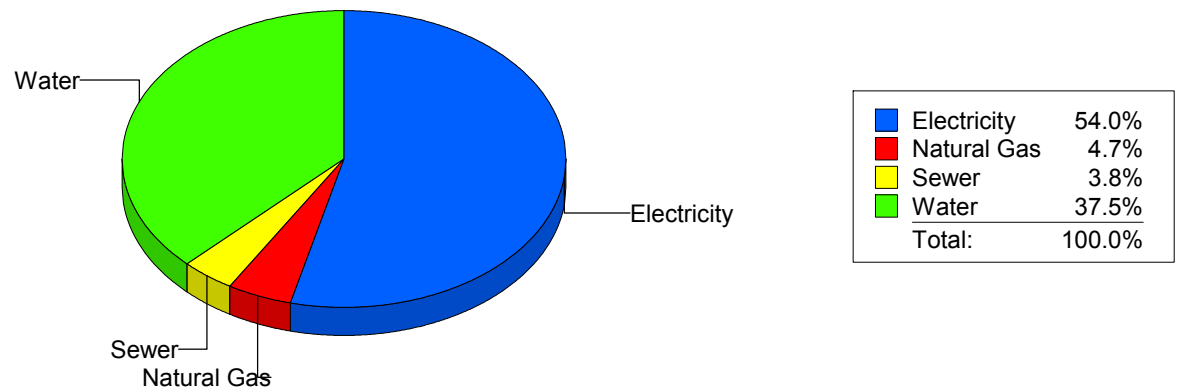
Cost Avoidance Program

Cost Summary Graph

Grouped by Energy Type

Energy Type	Use	Units	Meter Cost	Special Charges	Total Cost	Avg Unit Cost	% of Total Cost
Site: TRAVIS ELEMENTARY SC - TRAVIS ELEMENTARY SC							
Electricity	28,099	KWH	\$3,558.30	\$0.00	\$3,558.30	0.1266	54.02%
Natural Gas	183	CCF	\$309.36	\$0.00	\$309.36	1.6905	4.70%
Water	513	CCF	\$2,468.34	\$0.00	\$2,468.34	4.8116	37.48%
Sewer	61	CCF	\$250.46	\$0.00	\$250.46	4.1059	3.80%
Total Cost:			\$6,586.46	\$0.00	\$6,586.46		

For TRAVIS
ELEMENTARY
SC



Filters: Cost Center Name Not Equal To DoNotReport; Billing Period Equal To 201605All Meter CodesAll Group Names

elpaso

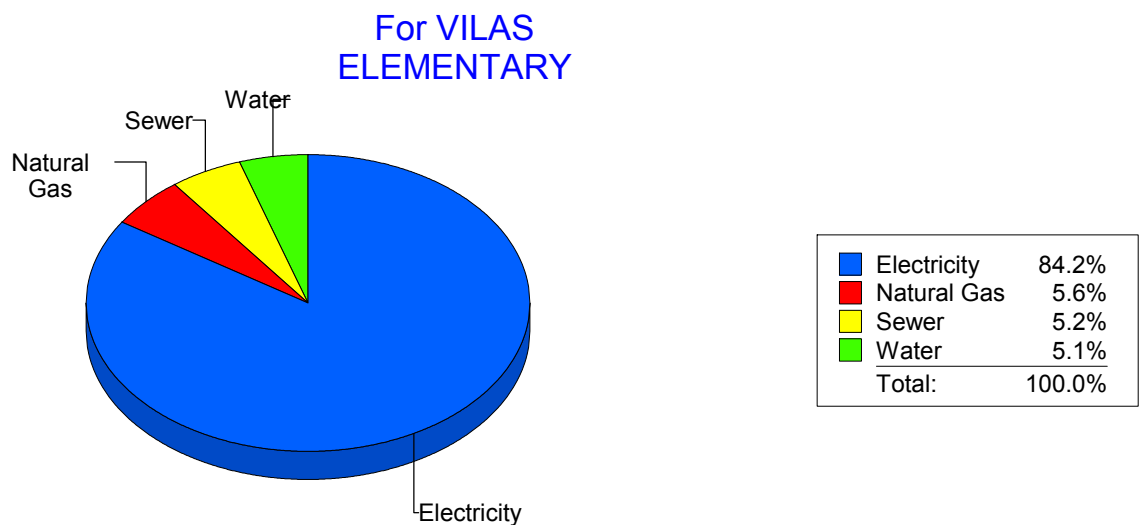
Energy CAP

Cost Avoidance Program

Cost Summary Graph

Grouped by Energy Type

Energy Type	Use	Units	Meter Cost	Special Charges	Total Cost	Avg Unit Cost	% of Total Cost
Site: VILAS ELEMENTARY - VILAS ELEMENTARY							
Electricity	42,840	KWH	\$7,706.93	\$0.00	\$7,706.93	0.1799	84.20%
Natural Gas	355	CCF	\$508.24	\$0.00	\$508.24	1.4317	5.55%
Water	169	CCF	\$463.72	\$0.00	\$463.72	2.7439	5.07%
Sewer	59	CCF	\$474.64	\$0.00	\$474.64	8.0447	5.19%
Total Cost:			\$9,153.53	\$0.00	\$9,153.53		



Filters: Cost Center Name Not Equal To DoNotReport; Billing Period Equal To 201605All Meter CodesAll Group Names

elpaso

Energy CAP

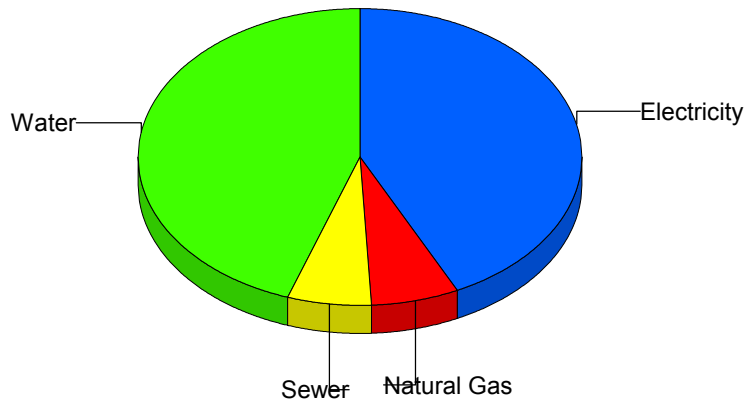
Cost Avoidance Program

Cost Summary Graph

Grouped by Energy Type

Energy Type	Use	Units	Meter Cost	Special Charges	Total Cost	Avg Unit Cost	% of Total Cost
Site: WAINWRIGHT ELEMENTAR - WAINWRIGHT ELEMENTAR							
Electricity	12,737	KWH	\$1,674.06	\$0.00	\$1,674.06	0.1314	42.86%
Natural Gas	28	CCF	\$244.86	\$0.00	\$244.86	8.7450	6.27%
Water	363	CCF	\$1,744.80	\$0.00	\$1,744.80	4.8066	44.67%
Sewer	26	CCF	\$242.27	\$0.00	\$242.27	9.3181	6.20%
Total Cost:			\$3,905.99	\$0.00	\$3,905.99		

For
WAINWRIGHT
ELEMENTAR



Electricity	42.9%
Natural Gas	6.3%
Sewer	6.2%
Water	44.7%
Total:	100.0%

Filters: Cost Center Name Not Equal To DoNotReport; Billing Period Equal To 201605All Meter CodesAll Group Names

elpaso

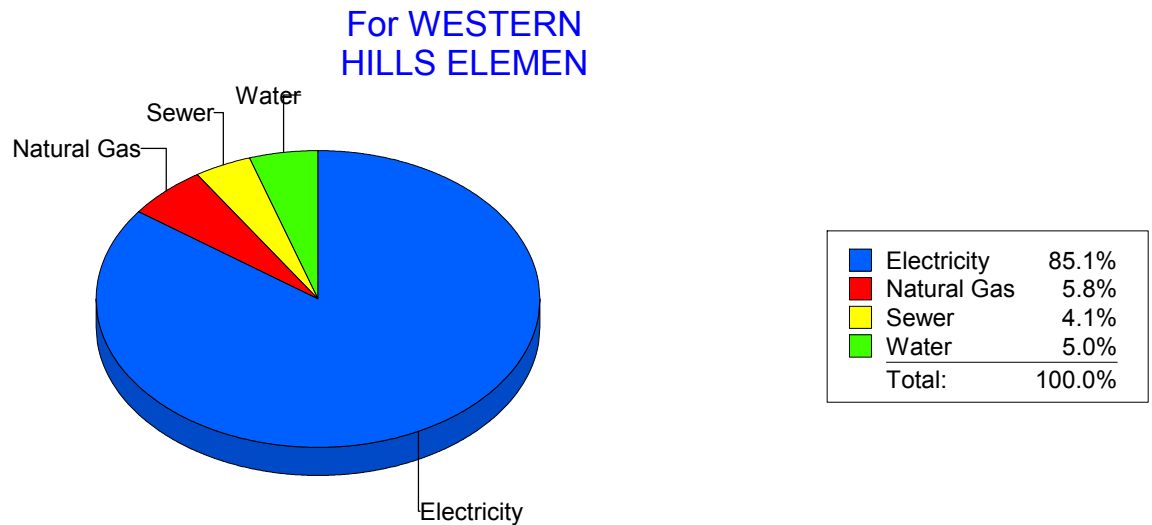
Energy CAP

Cost Avoidance Program

Cost Summary Graph

Grouped by Energy Type

Energy Type	Use	Units	Meter Cost	Special Charges	Total Cost	Avg Unit Cost	% of Total Cost
Site: WESTERN HILLS ELEMEN - WESTERN HILLS ELEMEN							
Electricity	49,200	KWH	\$8,040.99	\$0.00	\$8,040.99	0.1634	85.09%
Natural Gas	962	CCF	\$550.39	\$0.00	\$550.39	0.5721	5.82%
Water	197	CCF	\$472.07	\$0.00	\$472.07	2.3963	5.00%
Sewer	64	CCF	\$387.00	\$0.00	\$387.00	6.0469	4.10%
Total Cost:			\$9,450.45	\$0.00	\$9,450.45		



Filters: Cost Center Name Not Equal To DoNotReport; Billing Period Equal To 201605All Meter CodesAll Group Names

elpaso

Energy CAP

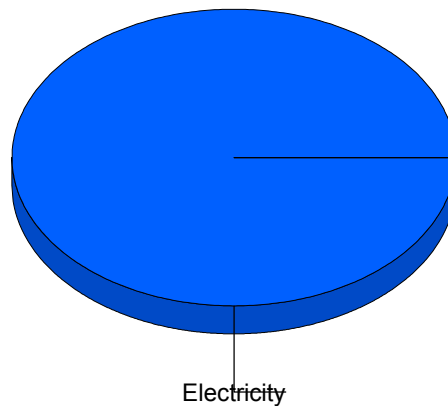
Cost Avoidance Program

Cost Summary Graph

Grouped by Energy Type

Energy Type	Use	Units	Meter Cost	Special Charges	Total Cost	Avg Unit Cost	% of Total Cost
Site: WESTSIDE TRANSPORTAT - WESTSIDE TRANSPORTAT							
Electricity		2,839 KWH	\$408.70	\$0.00	\$408.70	0.1440	100.00%
Total Cost:			\$408.70	\$0.00	\$408.70		

For WESTSIDE
TRANSPORTAT



■ Electricity	100.0%
Total:	100.0%

Filters: Cost Center Name Not Equal To DoNotReport; Billing Period Equal To 201605All Meter CodesAll Group Names

elpaso

Energy CAP

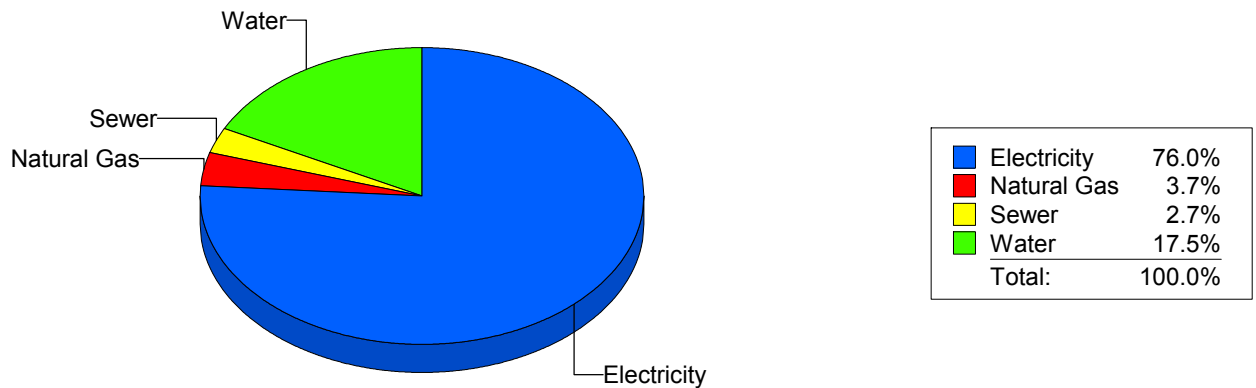
Cost Avoidance Program

Cost Summary Graph

Grouped by Energy Type

Energy Type	Use	Units	Meter Cost	Special Charges	Total Cost	Avg Unit Cost	% of Total Cost
Site: WHITAKER ELEMENTARY - WHITAKER ELEMENTARY							
Electricity	66,840	KWH	\$9,094.68	\$0.00	\$9,094.68	0.1361	76.04%
Natural Gas	735	CCF	\$447.89	\$0.00	\$447.89	0.6094	3.74%
Water	870	CCF	\$2,094.70	\$0.00	\$2,094.70	2.4077	17.51%
Sewer	86	CCF	\$323.62	\$0.00	\$323.62	3.7630	2.71%
Total Cost:			\$11,960.89	\$0.00	\$11,960.89		

For WHITAKER
ELEMENTARY



Filters: Cost Center Name Not Equal To DoNotReport; Billing Period Equal To 201605All Meter CodesAll Group Names

elpaso

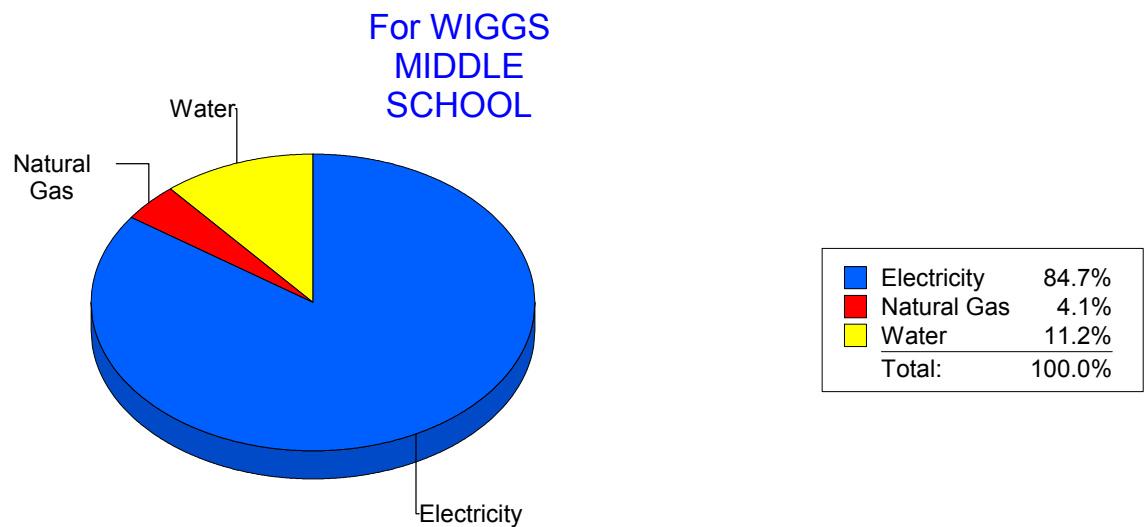
Energy CAP

Cost Avoidance Program

Cost Summary Graph

Grouped by Energy Type

Energy Type	Use	Units	Meter Cost	Special Charges	Total Cost	Avg Unit Cost	% of Total Cost
Site: WIGGS MIDDLE SCHOOL - WIGGS MIDDLE SCHOOL							
Electricity	51,580	KWH	\$7,072.19	\$0.00	\$7,072.19	0.1371	84.68%
Natural Gas	504	CCF	\$343.60	\$0.00	\$343.60	0.6817	4.11%
Water	376	CCF	\$935.52	\$0.00	\$935.52	2.4881	11.20%
Total Cost:			\$8,351.31	\$0.00	\$8,351.31		



Filters: Cost Center Name Not Equal To DoNotReport; Billing Period Equal To 201605All Meter CodesAll Group Names

elpaso

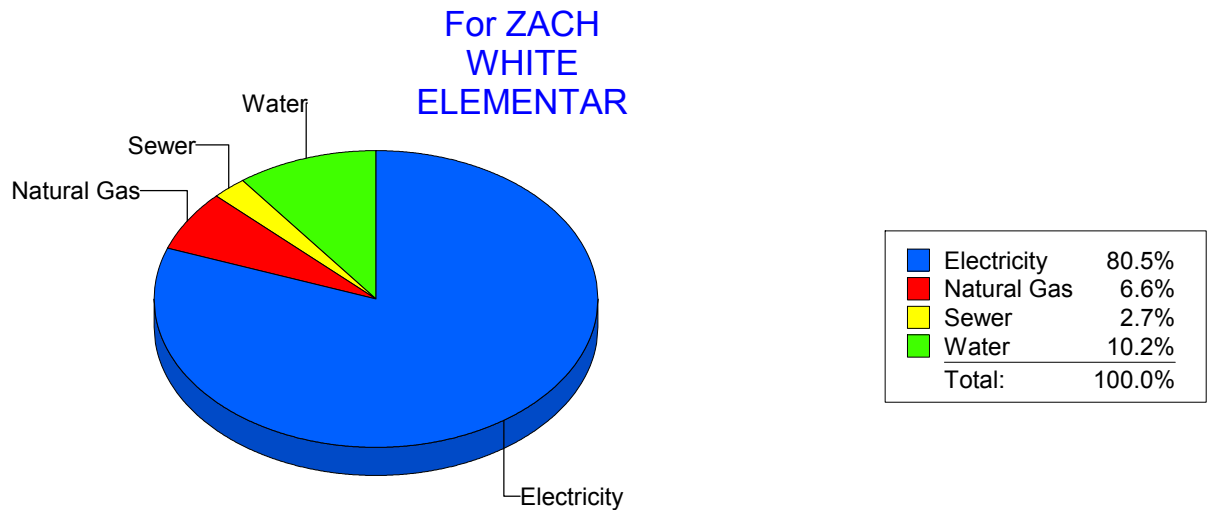
Energy CAP

Cost Avoidance Program

Cost Summary Graph

Grouped by Energy Type

Energy Type	Use	Units	Meter Cost	Special Charges	Total Cost	Avg Unit Cost	% of Total Cost
Site: ZACH WHITE ELEMENTAR - ZACH WHITE ELEMENTAR							
Electricity	58,200	KWH	\$8,728.92	\$0.00	\$8,728.92	0.1500	80.52%
Natural Gas	1,060	CCF	\$712.18	\$0.00	\$712.18	0.6719	6.57%
Water	369	CCF	\$1,108.06	\$0.00	\$1,108.06	3.0029	10.22%
Sewer	75	CCF	\$291.77	\$0.00	\$291.77	3.8903	2.69%
Total Cost:			\$10,840.93	\$0.00	\$10,840.93		



Filters: Cost Center Name Not Equal To DoNotReport; Billing Period Equal To 201605All Meter CodesAll Group Names

elpaso

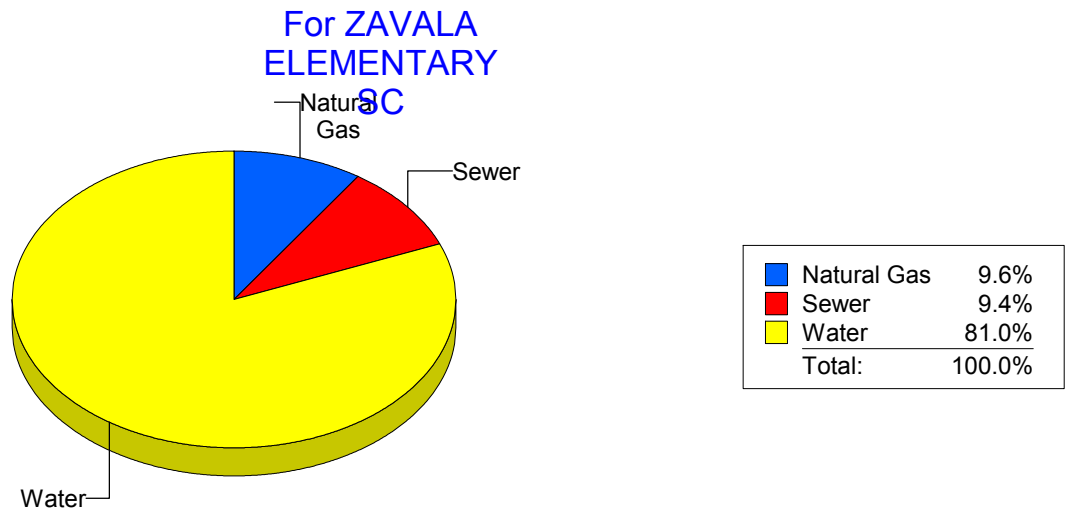
Energy CAP

Cost Avoidance Program

Cost Summary Graph

Grouped by Energy Type

Energy Type	Use	Units	Meter Cost	Special Charges	Total Cost	Avg Unit Cost	% of Total Cost
Site: ZAVALA ELEMENTARY SC - ZAVALA ELEMENTARY SC							
Natural Gas	94	CCF	\$150.47	\$0.00	\$150.47	1.6007	9.57%
Water	264	CCF	\$1,272.79	\$0.00	\$1,272.79	4.8212	80.99%
Sewer	41	CCF	\$148.36	\$0.00	\$148.36	3.6185	9.44%
Total Cost:			\$1,571.62	\$0.00	\$1,571.62		



Filters: Cost Center Name Not Equal To DoNotReport; Billing Period Equal To 201605All Meter CodesAll Group Names

elpaso

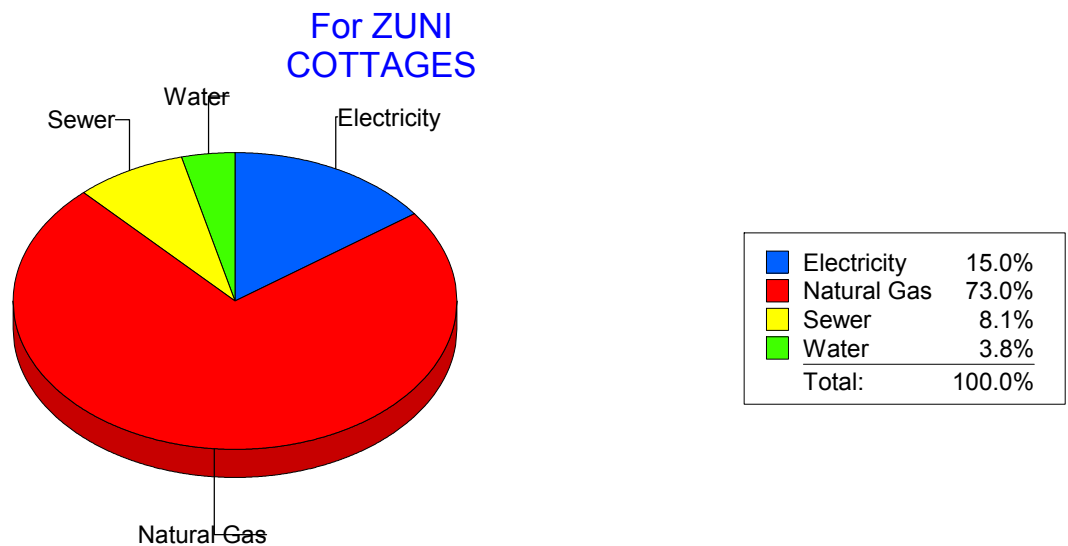
Energy CAP

Cost Avoidance Program

Cost Summary Graph

Grouped by Energy Type

Energy Type	Use	Units	Meter Cost	Special Charges	Total Cost	Avg Unit Cost	% of Total Cost
Site: ZUNI COTTAGES - ZUNI COTTAGES							
Electricity		30 KWH	\$48.26	\$0.00	\$48.26	1.6087	14.97%
Natural Gas		1 CCF	\$235.42	\$0.00	\$235.42	235.4200	73.05%
Water		0 CCF	\$12.40	\$0.00	\$12.40	0.0000	3.85%
Sewer		0 CCF	\$26.20	\$0.00	\$26.20	0.0000	8.13%
Total Cost:			\$322.28	\$0.00	\$322.28		



Filters: Cost Center Name Not Equal To DoNotReport; Billing Period Equal To 201605All Meter CodesAll Group Names

el Paso

Energy CAP

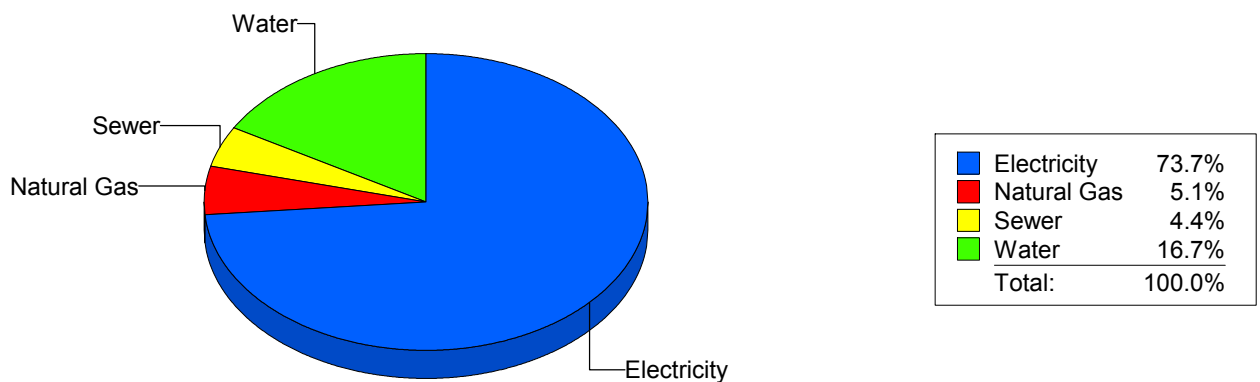
Cost Avoidance Program

Cost Summary Graph

Grouped by Energy Type

Energy Type	Use	Units	Meter Cost	Special Charges	Total Cost	Avg Unit Cost	% of Total Cost
All Sites							
Electricity	6,312,398	KWH	\$834,681.79	\$0.00	\$834,681.79	0.1322	73.67%
Natural Gas	82,644	CCF	\$58,184.65	\$0.00	\$58,184.65	0.7040	5.14%
Water	60,239	CCF	\$189,753.25	\$0.00	\$189,753.25	3.1500	16.75%
Sewer	16,124	CCF	\$50,342.68	\$0.00	\$50,342.68	3.1222	4.44%
Total Cost:			\$1,132,962.37	\$0.00	\$1,132,962.37		

For All Sites



Filters: Cost Center Name Not Equal To DoNotReport; Billing Period Equal To 201605All Meter CodesAll Group Names