

elpaso

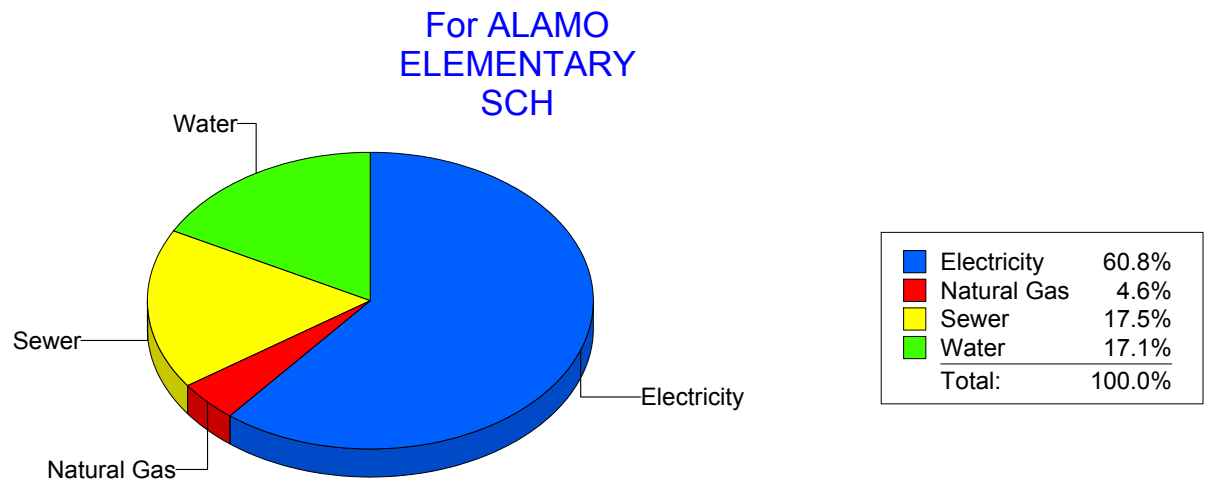
Energy CAP

Cost Avoidance Program

Cost Summary Graph

Grouped by Energy Type

Energy Type	Use	Units	Meter Cost	Special Charges	Total Cost	Avg Unit Cost	% of Total Cost
Site: ALAMO ELEMENTARY SCH - ALAMO ELEMENTARY SCH							
Electricity	2,750 KWH		\$444.17	\$0.00	\$444.17	0.1615	60.75%
Natural Gas	0 CCF		\$33.38	\$0.00	\$33.38	0.0000	4.57%
Water	0 CCF		\$125.26	\$0.00	\$125.26	0.0000	17.13%
Sewer	3 CCF		\$128.29	\$0.00	\$128.29	42.7633	17.55%
Total Cost:			\$731.10	\$0.00	\$731.10		



Filters: Cost Center Name Not One Of DoNotReport; Site Name Not One Of DoNotReport; Billing Period Equal To 200907

elpaso

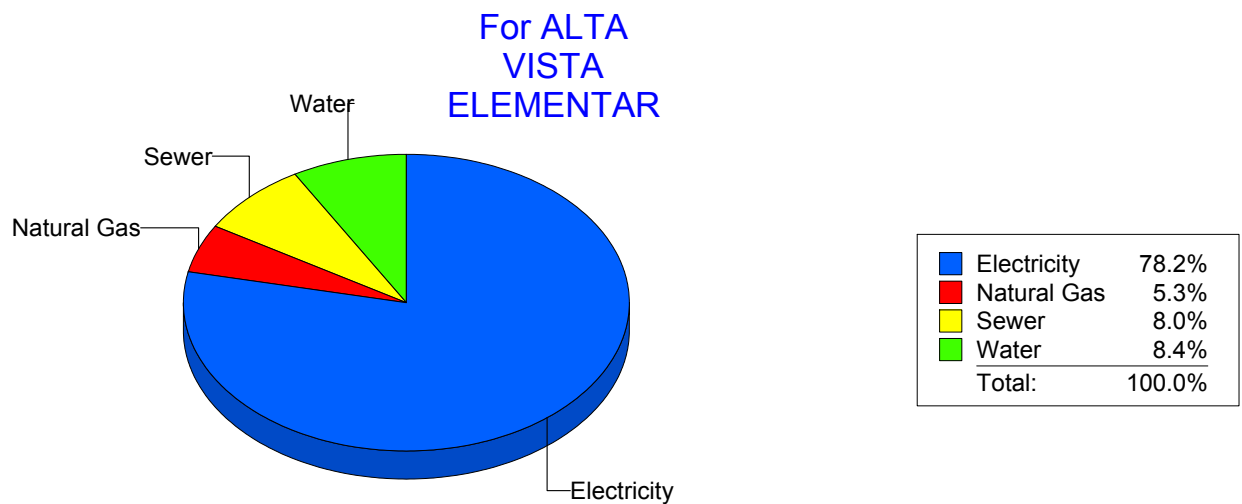
Energy CAP

Cost Avoidance Program

Cost Summary Graph

Grouped by Energy Type

Energy Type	Use	Units	Meter Cost	Special Charges	Total Cost	Avg Unit Cost	% of Total Cost
Site: ALTA VISTA ELEMENTAR - ALTA VISTA ELEMENTAR							
Electricity	14,250	KWH	\$1,737.72	\$0.00	\$1,737.72	0.1219	78.24%
Natural Gas	84	CCF	\$118.14	\$0.00	\$118.14	1.4064	5.32%
Water	86	CCF	\$187.33	\$0.00	\$187.33	2.1783	8.43%
Sewer	91	CCF	\$177.81	\$0.00	\$177.81	1.9540	8.01%
Total Cost:			\$2,221.00	\$0.00	\$2,221.00		



Filters: Cost Center Name Not One Of DoNotReport; Site Name Not One Of DoNotReport; Billing Period Equal To 200907

elpaso

Energy CAP

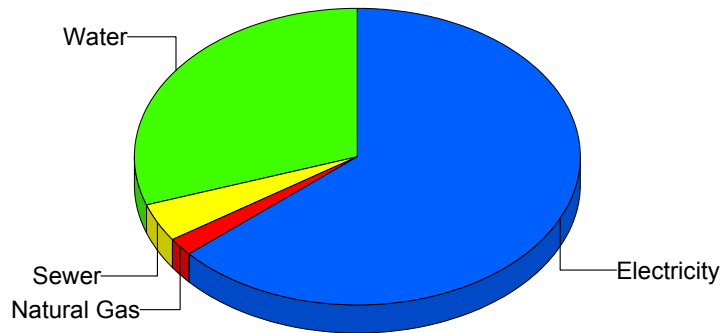
Cost Avoidance Program

Cost Summary Graph

Grouped by Energy Type

Energy Type	Use	Units	Meter Cost	Special Charges	Total Cost	Avg Unit Cost	% of Total Cost
Site: ANDRESS HIGH SCHOOL - ANDRESS HIGH SCHOOL							
Electricity	148,974	KWH	\$16,517.86	\$0.00	\$16,517.86	0.1109	63.60%
Natural Gas	620	CCF	\$535.81	\$0.00	\$535.81	0.8642	2.06%
Water	2,678	CCF	\$7,860.65	\$0.00	\$7,860.65	2.9353	30.27%
Sewer	724	CCF	\$1,057.09	\$0.00	\$1,057.09	1.4601	4.07%
Total Cost:			\$25,971.41	\$0.00	\$25,971.41		

For ANDRESS
HIGH SCHOOL



Electricity	63.6%
Natural Gas	2.1%
Sewer	4.1%
Water	30.3%
Total:	100.0%

Filters: Cost Center Name Not One Of DoNotReport; Site Name Not One Of DoNotReport; Billing Period Equal To 200907

elpaso

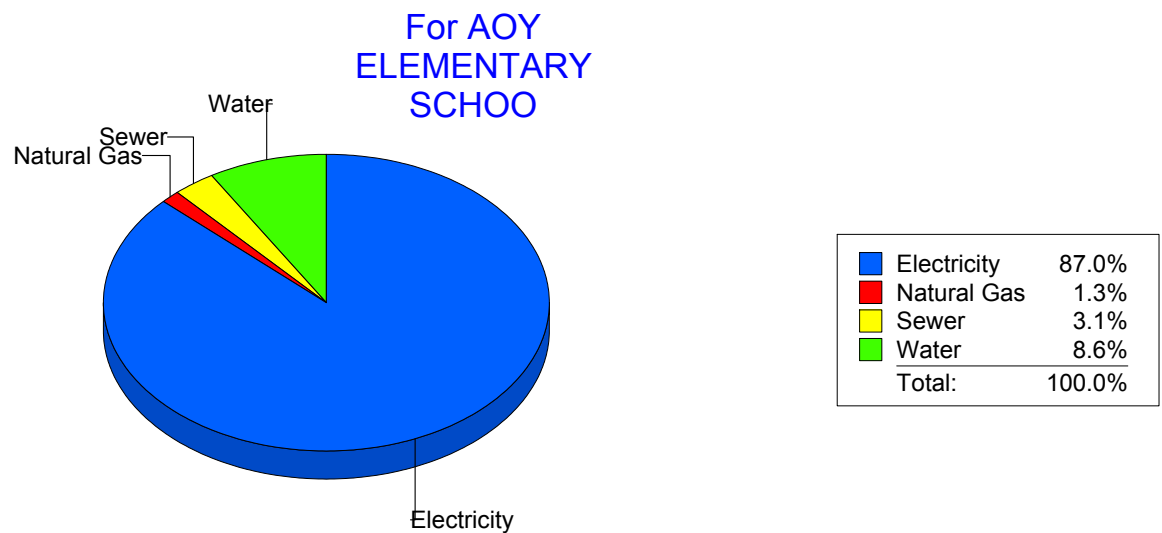
Energy CAP

Cost Avoidance Program

Cost Summary Graph

Grouped by Energy Type

Energy Type	Use	Units	Meter Cost	Special Charges	Total Cost	Avg Unit Cost	% of Total Cost
Site: AOY ELEMENTARY SCHOO - AOY ELEMENTARY SCHOO							
Electricity	63,055	KWH	\$9,940.17	\$0.00	\$9,940.17	0.1576	86.97%
Natural Gas	133	CCF	\$151.88	\$0.00	\$151.88	1.1420	1.33%
Water	165	CCF	\$985.40	\$0.00	\$985.40	5.9721	8.62%
Sewer	71	CCF	\$351.60	\$0.00	\$351.60	4.9521	3.08%
Total Cost:			\$11,429.05	\$0.00	\$11,429.05		



Filters: Cost Center Name Not One Of DoNotReport; Site Name Not One Of DoNotReport; Billing Period Equal To 200907

elpaso

Energy CAP

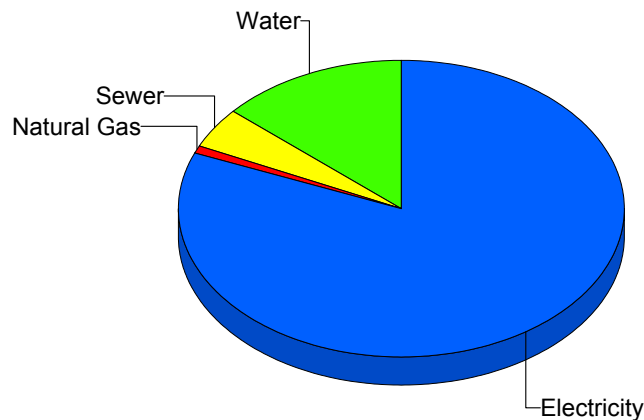
Cost Avoidance Program

Cost Summary Graph

Grouped by Energy Type

Energy Type	Use	Units	Meter Cost	Special Charges	Total Cost	Avg Unit Cost	% of Total Cost
Site: AUSTIN HIGH SCHOOL - AUSTIN HIGH SCHOOL							
Electricity	177,426	KWH	\$19,775.81	\$0.00	\$19,775.81	0.1115	81.14%
Natural Gas	143	CCF	\$192.52	\$0.00	\$192.52	1.3463	0.79%
Water	1,148	CCF	\$3,299.38	\$0.00	\$3,299.38	2.8740	13.54%
Sewer	438	CCF	\$1,104.64	\$0.00	\$1,104.64	2.5220	4.53%
Total Cost:			\$24,372.35	\$0.00	\$24,372.35		

For AUSTIN
HIGH SCHOOL



Electricity	81.1%
Natural Gas	0.8%
Sewer	4.5%
Water	13.5%
Total:	100.0%

Filters: Cost Center Name Not One Of DoNotReport; Site Name Not One Of DoNotReport; Billing Period Equal To 200907

elpaso

Energy CAP

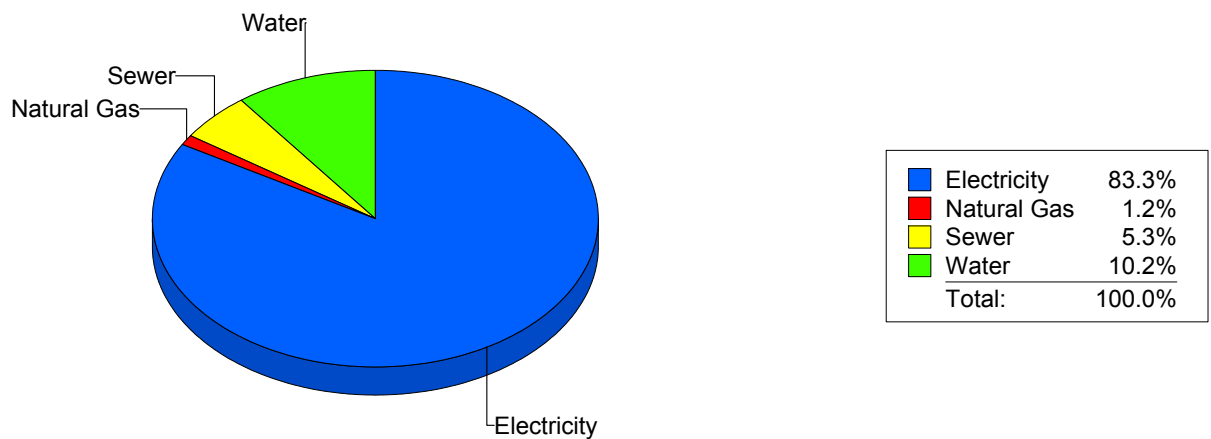
Cost Avoidance Program

Cost Summary Graph

Grouped by Energy Type

Energy Type	Use	Units	Meter Cost	Special Charges	Total Cost	Avg Unit Cost	% of Total Cost
Site: BARRON - BARRON							
Electricity	30,456	KWH	\$5,229.72	\$0.00	\$5,229.72	0.1717	83.34%
Natural Gas	12	CCF	\$74.11	\$0.00	\$74.11	6.1758	1.18%
Water	66	CCF	\$639.69	\$0.00	\$639.69	9.6923	10.19%
Sewer	76	CCF	\$331.71	\$0.00	\$331.71	4.3646	5.29%
Total Cost:			\$6,275.23	\$0.00	\$6,275.23		

For BARRON



Filters: Cost Center Name Not One Of DoNotReport; Site Name Not One Of DoNotReport; Billing Period Equal To 200907

elpaso

Energy CAP

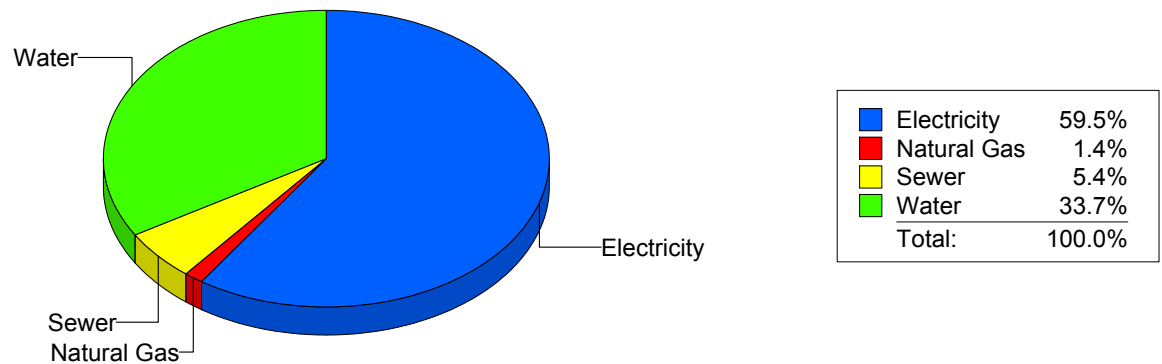
Cost Avoidance Program

Cost Summary Graph

Grouped by Energy Type

Energy Type	Use	Units	Meter Cost	Special Charges	Total Cost	Avg Unit Cost	% of Total Cost
Site: BASSET MIDDLE SCHOOL - BASSET MIDDLE SCHOOL							
Electricity	51,085	KWH	\$5,220.70	\$0.00	\$5,220.70	0.1022	59.48%
Natural Gas	37	CCF	\$122.77	\$0.00	\$122.77	3.3181	1.40%
Water	1,112	CCF	\$2,956.80	\$0.00	\$2,956.80	2.6590	33.69%
Sewer	267	CCF	\$476.70	\$0.00	\$476.70	1.7854	5.43%
Total Cost:			\$8,776.97	\$0.00	\$8,776.97		

For BASSET
MIDDLE
SCHOOL



Filters: Cost Center Name Not One Of DoNotReport; Site Name Not One Of DoNotReport; Billing Period Equal To 200907

elpaso

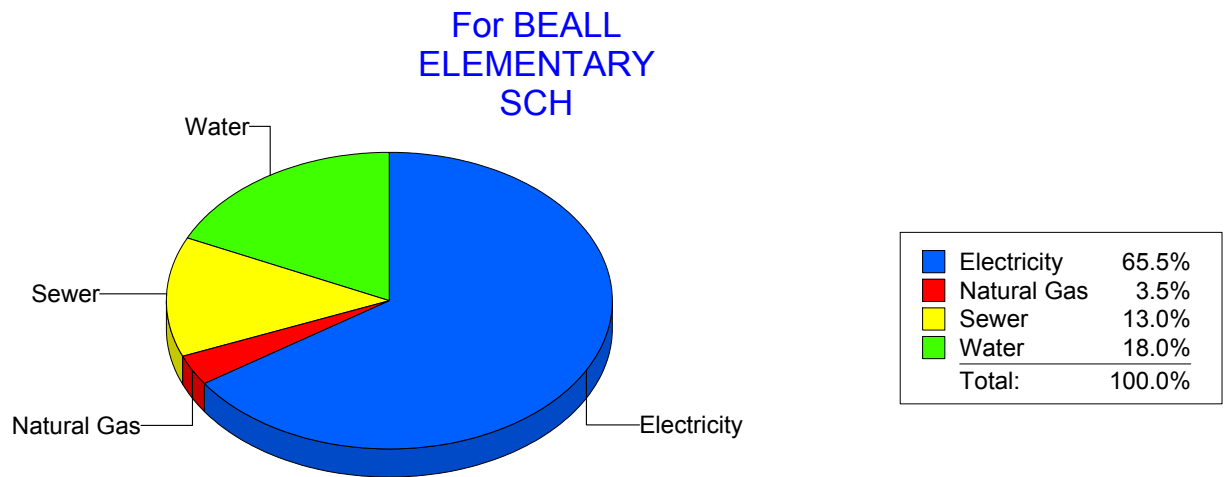
Energy CAP

Cost Avoidance Program

Cost Summary Graph

Grouped by Energy Type

Energy Type	Use	Units	Meter Cost	Special Charges	Total Cost	Avg Unit Cost	% of Total Cost
Site: BEALL ELEMENTARY SCH - BEALL ELEMENTARY SCH							
Electricity	9,120	KWH	\$1,704.36	\$0.00	\$1,704.36	0.1869	65.47%
Natural Gas	96	CCF	\$92.10	\$0.00	\$92.10	0.9594	3.54%
Water	236	CCF	\$467.39	\$0.00	\$467.39	1.9805	17.95%
Sewer	159	CCF	\$339.54	\$0.00	\$339.54	2.1355	13.04%
Total Cost:			\$2,603.39	\$0.00	\$2,603.39		



Filters: Cost Center Name Not One Of DoNotReport; Site Name Not One Of DoNotReport; Billing Period Equal To 200907

elpaso

Energy CAP

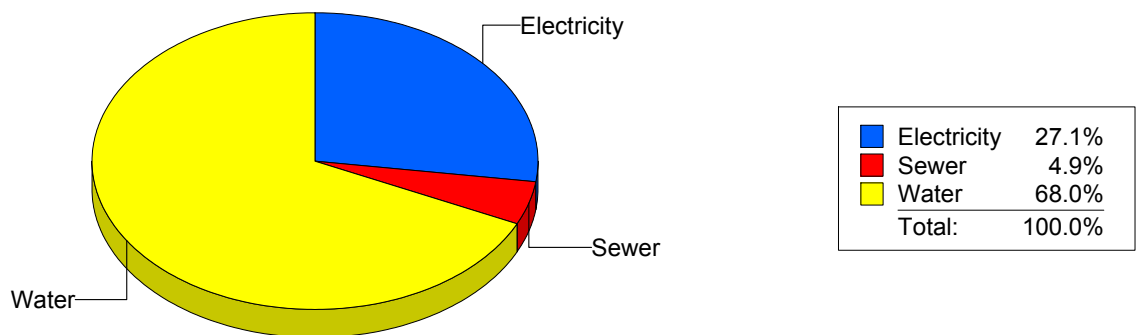
Cost Avoidance Program

Cost Summary Graph

Grouped by Energy Type

Energy Type	Use	Units	Meter Cost	Special Charges	Total Cost	Avg Unit Cost	% of Total Cost
Site: BLISS ELEMENTARY - BLISS ELEMENTARY							
Electricity	9,600	KWH	\$1,549.02	\$0.00	\$1,549.02	0.1614	27.11%
Water	940	CCF	\$3,884.59	\$0.00	\$3,884.59	4.1325	67.99%
Sewer	112	CCF	\$279.85	\$0.00	\$279.85	2.4987	4.90%
Total Cost:			\$5,713.46	\$0.00	\$5,713.46		

For BLISS
ELEMENTARY



Filters: Cost Center Name Not One Of DoNotReport; Site Name Not One Of DoNotReport; Billing Period Equal To 200907

elpaso

Energy CAP

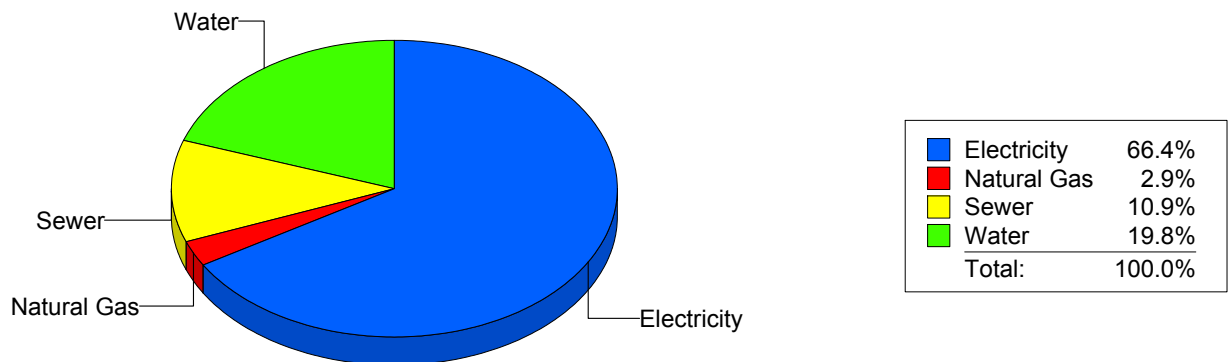
Cost Avoidance Program

Cost Summary Graph

Grouped by Energy Type

Energy Type	Use	Units	Meter Cost	Special Charges	Total Cost	Avg Unit Cost	% of Total Cost
Site: BOND - BOND ELEMENTARY							
Electricity	12,705 KWH		\$2,278.48	\$0.00	\$2,278.48	0.1793	66.43%
Natural Gas	52 CCF		\$98.46	\$0.00	\$98.46	1.8935	2.87%
Water	340 CCF		\$680.59	\$0.00	\$680.59	2.0017	19.84%
Sewer	185 CCF		\$372.56	\$0.00	\$372.56	2.0138	10.86%
Total Cost:			\$3,430.09	\$0.00	\$3,430.09		

For BOND
ELEMENTARY



Filters: Cost Center Name Not One Of DoNotReport; Site Name Not One Of DoNotReport; Billing Period Equal To 200907

elpaso

Energy CAP

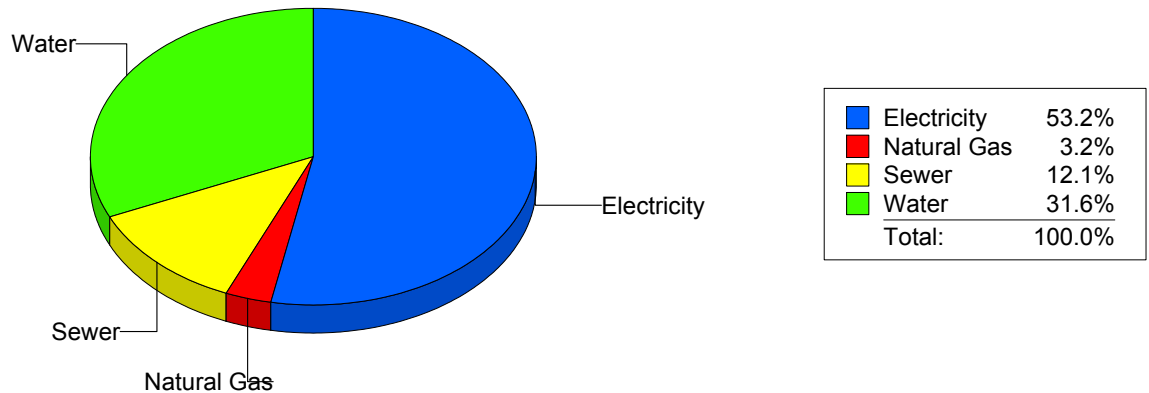
Cost Avoidance Program

Cost Summary Graph

Grouped by Energy Type

Energy Type	Use	Units	Meter Cost	Special Charges	Total Cost	Avg Unit Cost	% of Total Cost
Site: BONHAM ELEMENTARY SC - BONHAM ELEMENTARY SC							
Electricity	7,213	KWH	\$1,304.78	\$0.00	\$1,304.78	0.1809	53.19%
Natural Gas	18	CCF	\$77.77	\$0.00	\$77.77	4.3206	3.17%
Water	313	CCF	\$774.90	\$0.00	\$774.90	2.4757	31.59%
Sewer	206	CCF	\$295.82	\$0.00	\$295.82	1.4360	12.06%
Total Cost:			\$2,453.27	\$0.00	\$2,453.27		

For BONHAM
ELEMENTARY
SC



Filters: Cost Center Name Not One Of DoNotReport; Site Name Not One Of DoNotReport; Billing Period Equal To 200907

elpaso

Energy CAP

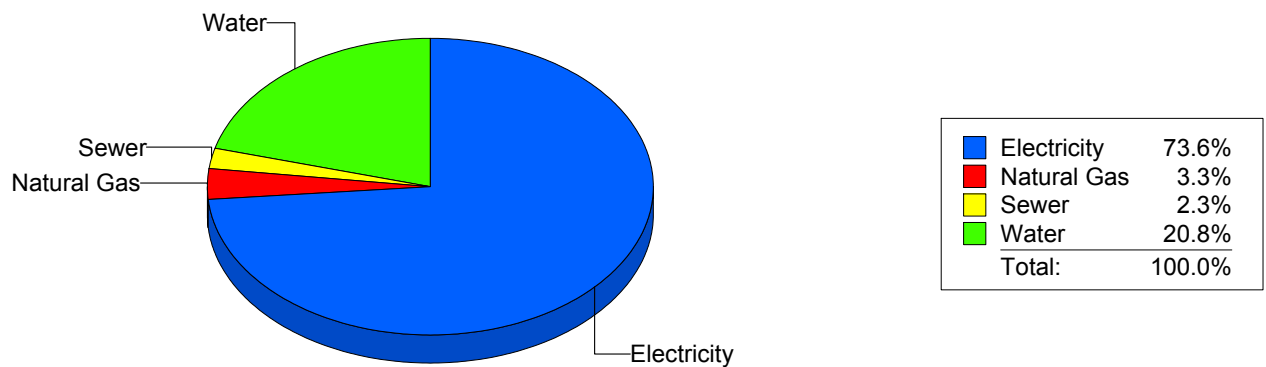
Cost Avoidance Program

Cost Summary Graph

Grouped by Energy Type

Energy Type	Use	Units	Meter Cost	Special Charges	Total Cost	Avg Unit Cost	% of Total Cost
Site: BOWIE HIGH SCHOOL - BOWIE HIGH SCHOOL							
Electricity	328,026	KWH	\$34,671.28	\$0.00	\$34,671.28	0.1057	73.62%
Natural Gas	2,111	CCF	\$1,554.69	\$0.00	\$1,554.69	0.7365	3.30%
Water	6,290	CCF	\$9,790.57	\$0.00	\$9,790.57	1.5565	20.79%
Sewer	524	CCF	\$1,077.28	\$0.00	\$1,077.28	2.0559	2.29%
Total Cost:			\$47,093.82	\$0.00	\$47,093.82		

For BOWIE
HIGH SCHOOL



Filters: Cost Center Name Not One Of DoNotReport; Site Name Not One Of DoNotReport; Billing Period Equal To 200907

elpaso

Energy CAP

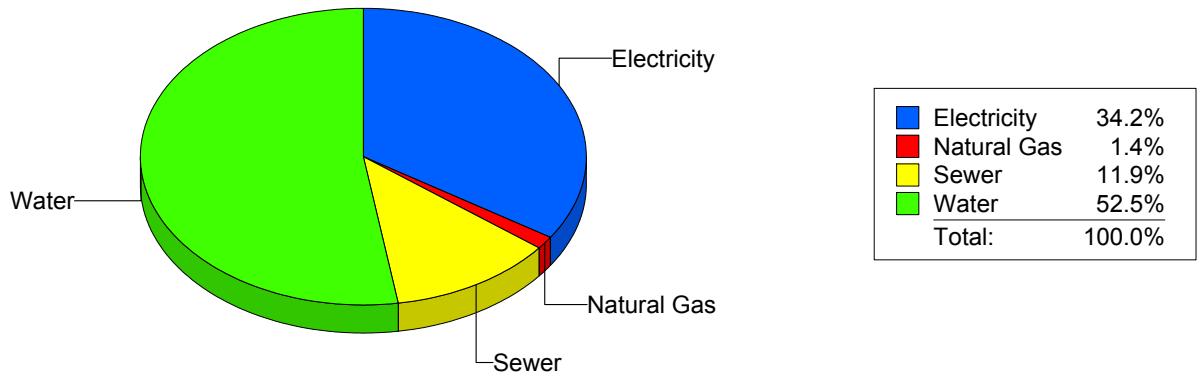
Cost Avoidance Program

Cost Summary Graph

Grouped by Energy Type

Energy Type	Use	Units	Meter Cost	Special Charges	Total Cost	Avg Unit Cost	% of Total Cost
Site: BRADLEY ELEMENTARY - BRADLEY ELEMENTARY							
Electricity	8,700	KWH	\$1,211.76	\$0.00	\$1,211.76	0.1393	34.16%
Natural Gas	29	CCF	\$51.11	\$0.00	\$51.11	1.7624	1.44%
Water	592	CCF	\$1,862.12	\$0.00	\$1,862.12	3.1455	52.49%
Sewer	166	CCF	\$422.77	\$0.00	\$422.77	2.5468	11.92%
Total Cost:			\$3,547.76	\$0.00	\$3,547.76		

For BRADLEY
ELEMENTARY



Filters: Cost Center Name Not One Of DoNotReport; Site Name Not One Of DoNotReport; Billing Period Equal To 200907

el Paso

Energy CAP

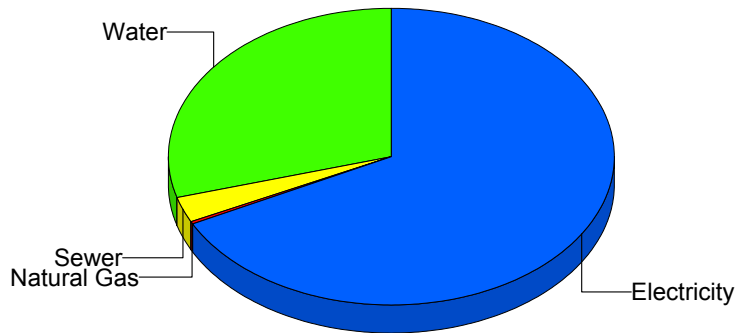
Cost Avoidance Program

Cost Summary Graph

Grouped by Energy Type

Energy Type	Use	Units	Meter Cost	Special Charges	Total Cost	Avg Unit Cost	% of Total Cost
Site: BROWN MIDDLE SCHOOL - BROWN MIDDLE SCHOOL							
Electricity	80,800	KWH	\$11,150.54	\$0.00	\$11,150.54	0.1380	67.40%
Natural Gas	57	CCF	\$68.25	\$0.00	\$68.25	1.1974	0.41%
Water	1,256	CCF	\$4,854.96	\$0.00	\$4,854.96	3.8654	29.35%
Sewer	203	CCF	\$469.76	\$0.00	\$469.76	2.3141	2.84%
Total Cost:			\$16,543.51	\$0.00	\$16,543.51		

For BROWN
MIDDLE
SCHOOL



Electricity	67.4%
Natural Gas	0.4%
Sewer	2.8%
Water	29.3%
Total:	100.0%

Filters: Cost Center Name Not One Of DoNotReport; Site Name Not One Of DoNotReport; Billing Period Equal To 200907

elpaso

Energy CAP

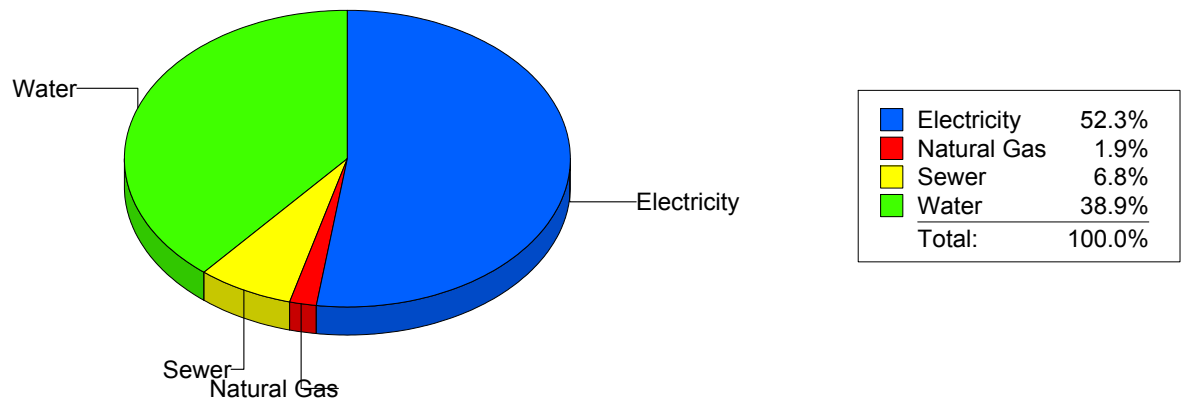
Cost Avoidance Program

Cost Summary Graph

Grouped by Energy Type

Energy Type	Use	Units	Meter Cost	Special Charges	Total Cost	Avg Unit Cost	% of Total Cost
Site: BURGESS HIGH SCHOOL - BURGESS HIGH SCHOOL							
Electricity	64,716	KWH	\$8,659.81	\$0.00	\$8,659.81	0.1338	52.35%
Natural Gas	368	CCF	\$322.33	\$0.00	\$322.33	0.8759	1.95%
Water	2,358	CCF	\$6,439.07	\$0.00	\$6,439.07	2.7307	38.92%
Sewer	716	CCF	\$1,121.27	\$0.00	\$1,121.27	1.5660	6.78%
Total Cost:			\$16,542.48	\$0.00	\$16,542.48		

For BURGESS
HIGH SCHOOL



Filters: Cost Center Name Not One Of DoNotReport; Site Name Not One Of DoNotReport; Billing Period Equal To 200907

elpaso

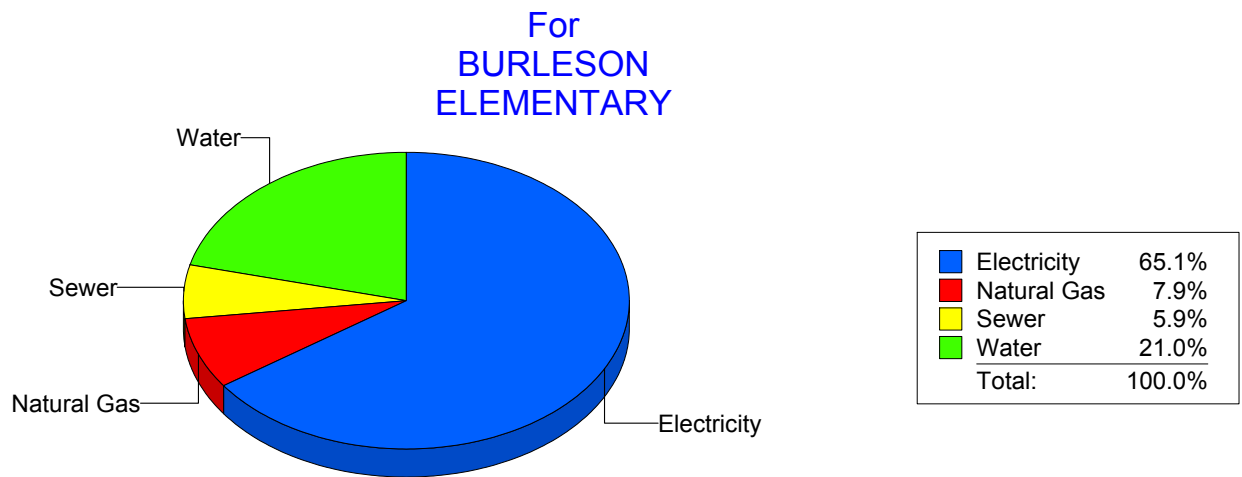
Energy CAP

Cost Avoidance Program

Cost Summary Graph

Grouped by Energy Type

Energy Type	Use	Units	Meter Cost	Special Charges	Total Cost	Avg Unit Cost	% of Total Cost
Site: BURLESON ELEMENTARY - BURLESON ELEMENTARY							
Electricity	13,305	KWH	\$2,273.31	\$0.00	\$2,273.31	0.1709	65.15%
Natural Gas	213	CCF	\$276.71	\$0.00	\$276.71	1.2991	7.93%
Water	297	CCF	\$733.74	\$0.00	\$733.74	2.4705	21.03%
Sewer	64	CCF	\$205.76	\$0.00	\$205.76	3.2150	5.90%
Total Cost:			\$3,489.52	\$0.00	\$3,489.52		



Filters: Cost Center Name Not One Of DoNotReport; Site Name Not One Of DoNotReport; Billing Period Equal To 200907

elpaso

Energy CAP

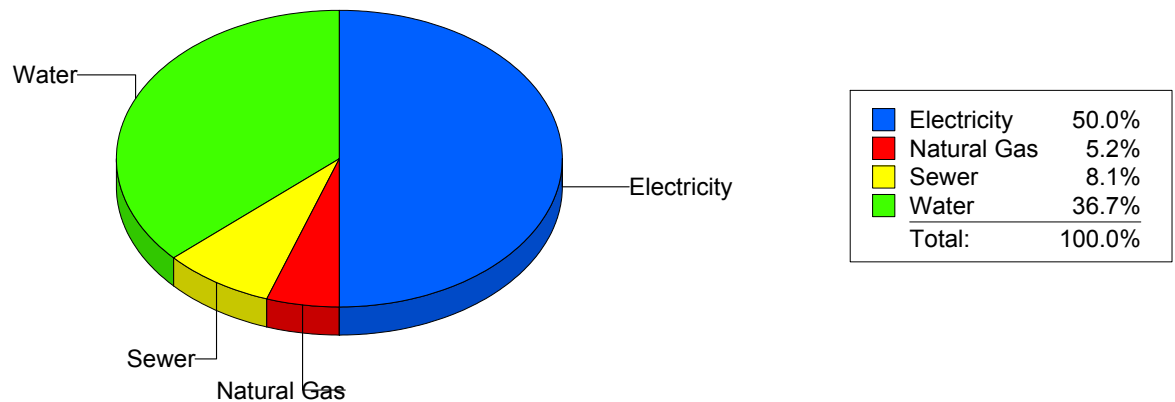
Cost Avoidance Program

Cost Summary Graph

Grouped by Energy Type

Energy Type	Use	Units	Meter Cost	Special Charges	Total Cost	Avg Unit Cost	% of Total Cost
Site: BURNET ELEMENTARY - BURNET ELEMENTARY							
Electricity	9,722	KWH	\$1,314.94	\$0.00	\$1,314.94	0.1353	50.03%
Natural Gas	114	CCF	\$137.08	\$0.00	\$137.08	1.2025	5.22%
Water	363	CCF	\$964.13	\$0.00	\$964.13	2.6560	36.68%
Sewer	118	CCF	\$212.10	\$0.00	\$212.10	1.7975	8.07%
Total Cost:			\$2,628.25	\$0.00	\$2,628.25		

For BURNET
ELEMENTARY



Filters: Cost Center Name Not One Of DoNotReport; Site Name Not One Of DoNotReport; Billing Period Equal To 200907

elpaso

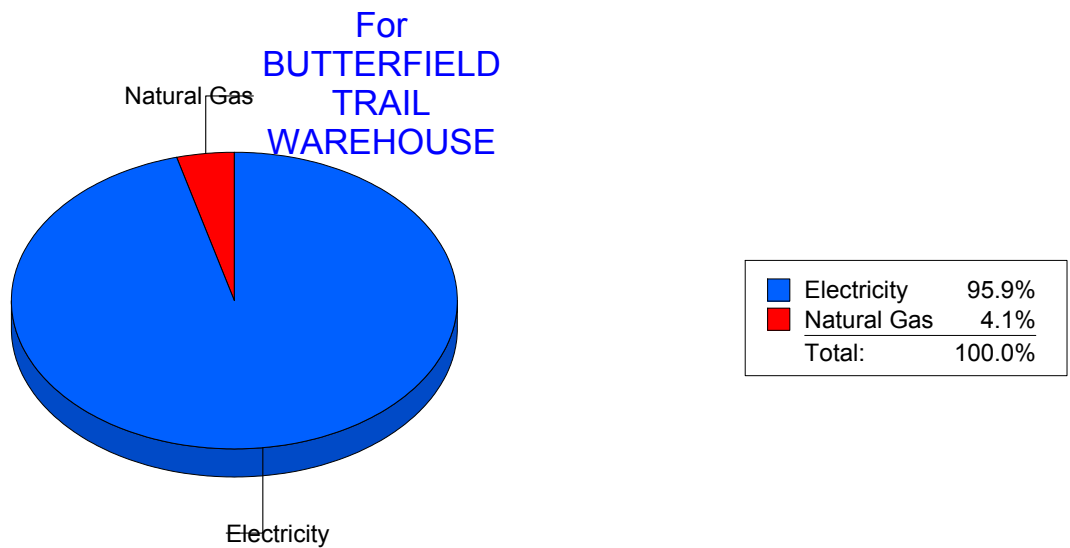
Energy CAP

Cost Avoidance Program

Cost Summary Graph

Grouped by Energy Type

Energy Type	Use	Units	Meter Cost	Special Charges	Total Cost	Avg Unit Cost	% of Total Cost
Site: BUTTERFIELDTRAILWAREHOUSE - BUTTERFIELD TRAIL WAREHOUSE							
Electricity	7,600	KWH	\$1,098.51	\$0.00	\$1,098.51	0.1445	95.91%
Natural Gas	22	CCF	\$46.84	\$0.00	\$46.84	2.1291	4.09%
Total Cost:			\$1,145.35	\$0.00	\$1,145.35		



Filters: Cost Center Name Not One Of DoNotReport; Site Name Not One Of DoNotReport; Billing Period Equal To 200907

elpaso

Energy CAP

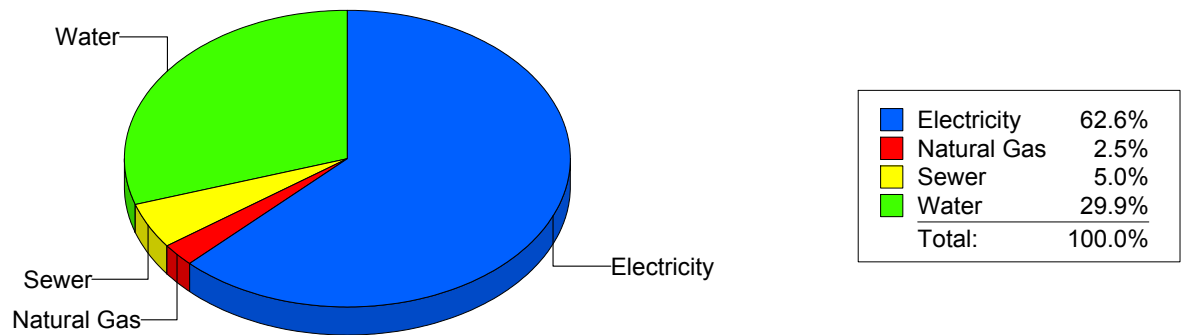
Cost Avoidance Program

Cost Summary Graph

Grouped by Energy Type

Energy Type	Use	Units	Meter Cost	Special Charges	Total Cost	Avg Unit Cost	% of Total Cost
Site: CANYON HILLS MIDDLE - CANYON HILLS MIDDLE							
Electricity	32,800	KWH	\$4,116.60	\$0.00	\$4,116.60	0.1255	62.59%
Natural Gas	150	CCF	\$164.21	\$0.00	\$164.21	1.0947	2.50%
Water	504	CCF	\$1,966.45	\$0.00	\$1,966.45	3.9017	29.90%
Sewer	93	CCF	\$330.06	\$0.00	\$330.06	3.5490	5.02%
Total Cost:			\$6,577.32	\$0.00	\$6,577.32		

For CANYON
HILLS MIDDLE



Filters: Cost Center Name Not One Of DoNotReport; Site Name Not One Of DoNotReport; Billing Period Equal To 200907

elpaso

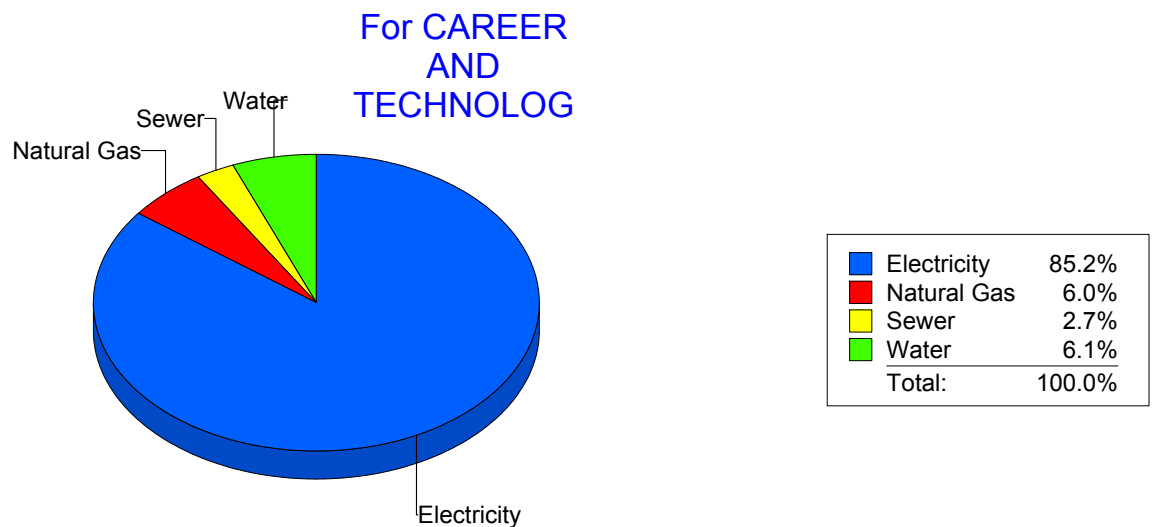
Energy CAP

Cost Avoidance Program

Cost Summary Graph

Grouped by Energy Type

Energy Type	Use	Units	Meter Cost	Special Charges	Total Cost	Avg Unit Cost	% of Total Cost
Site: CAREER AND TECHNOLOG - CAREER AND TECHNOLOG							
Electricity	109,849	KWH	\$11,279.00	\$0.00	\$11,279.00	0.1027	85.17%
Natural Gas	1,086	CCF	\$798.25	\$0.00	\$798.25	0.7350	6.03%
Water	294	CCF	\$804.78	\$0.00	\$804.78	2.7373	6.08%
Sewer	137	CCF	\$361.08	\$0.00	\$361.08	2.6356	2.73%
Total Cost:			\$13,243.11	\$0.00	\$13,243.11		



Filters: Cost Center Name Not One Of DoNotReport; Site Name Not One Of DoNotReport; Billing Period Equal To 200907

elpaso

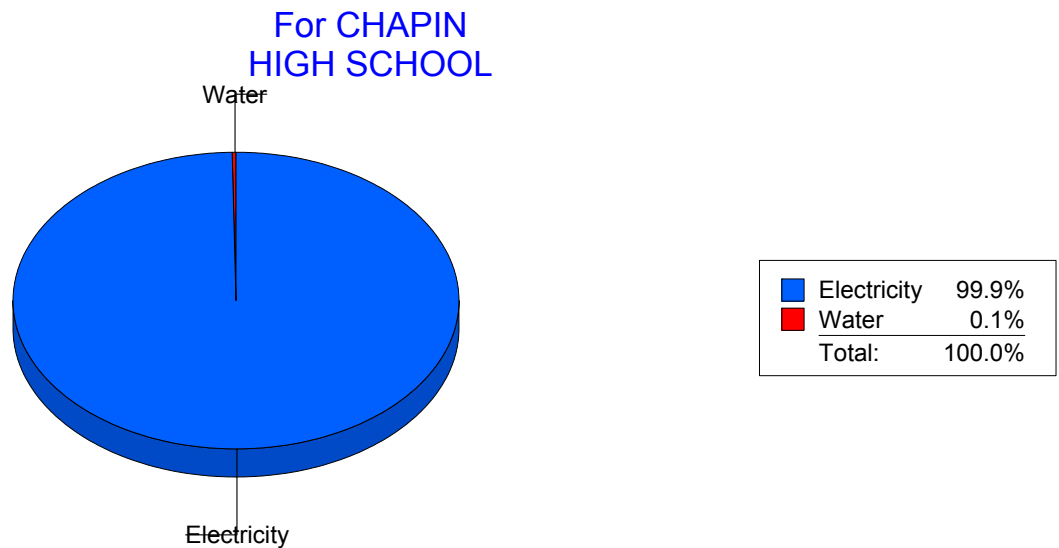
Energy CAP

Cost Avoidance Program

Cost Summary Graph

Grouped by Energy Type

Energy Type	Use	Units	Meter Cost	Special Charges	Total Cost	Avg Unit Cost	% of Total Cost
Site: CHAPIN HIGH SCHOOL - CHAPIN HIGH SCHOOL							
Electricity	297,186	KWH	\$30,753.73	\$0.00	\$30,753.73	0.1035	99.86%
Water	0	CCF	\$43.66	\$0.00	\$43.66	0.0000	0.14%
Total Cost:			\$30,797.39	\$0.00	\$30,797.39		



Filters: Cost Center Name Not One Of DoNotReport; Site Name Not One Of DoNotReport; Billing Period Equal To 200907

elpaso

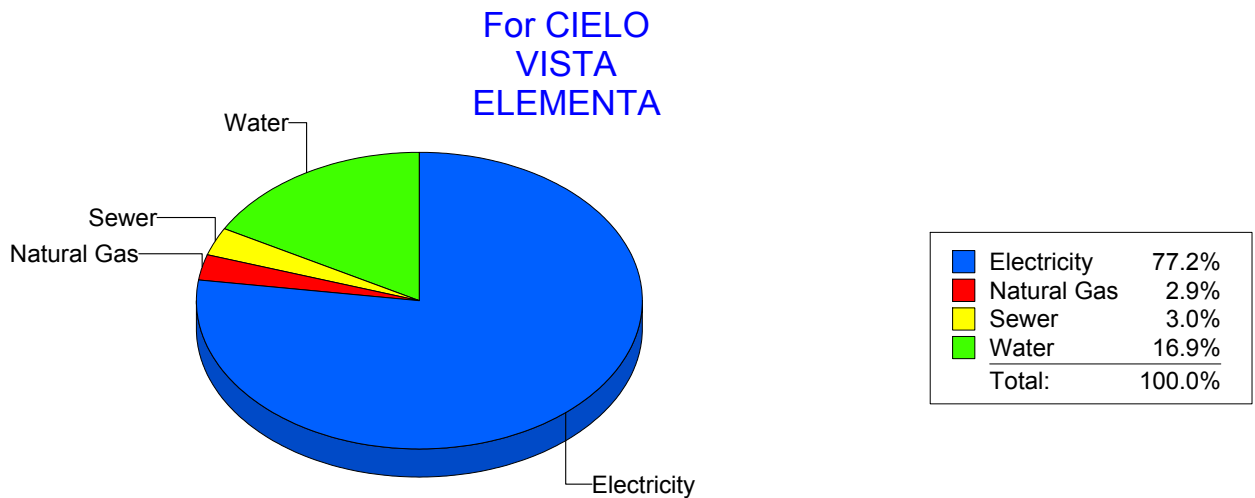
Energy CAP

Cost Avoidance Program

Cost Summary Graph

Grouped by Energy Type

Energy Type	Use	Units	Meter Cost	Special Charges	Total Cost	Avg Unit Cost	% of Total Cost
Site: CIELO VISTA ELEMENTA - CIELO VISTA ELEMENTA							
Electricity	35,300	KWH	\$5,782.75	\$0.00	\$5,782.75	0.1638	77.19%
Natural Gas	224	CCF	\$217.93	\$0.00	\$217.93	0.9729	2.91%
Water	517	CCF	\$1,265.54	\$0.00	\$1,265.54	2.4479	16.89%
Sewer	69	CCF	\$225.24	\$0.00	\$225.24	3.2643	3.01%
Total Cost:			\$7,491.46	\$0.00	\$7,491.46		



Filters: Cost Center Name Not One Of DoNotReport; Site Name Not One Of DoNotReport; Billing Period Equal To 200907

elpaso

Energy CAP

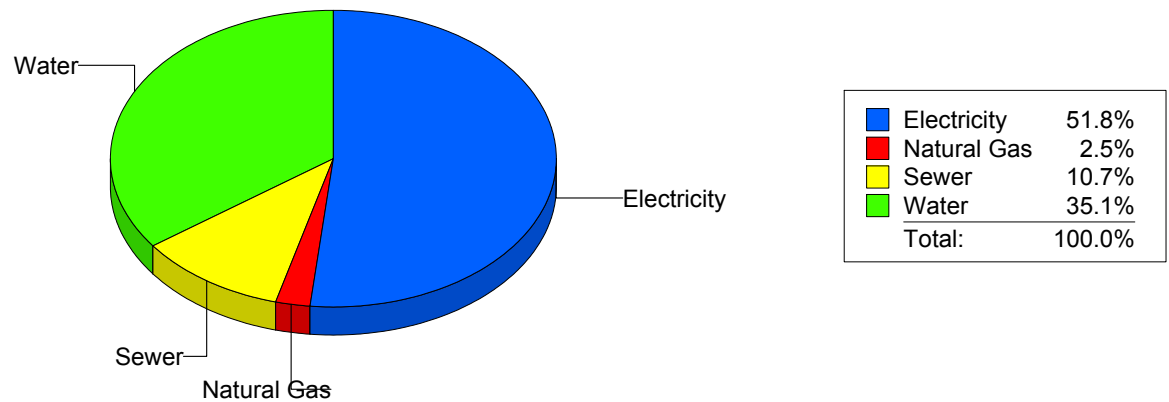
Cost Avoidance Program

Cost Summary Graph

Grouped by Energy Type

Energy Type	Use	Units	Meter Cost	Special Charges	Total Cost	Avg Unit Cost	% of Total Cost
Site: CLARDY ELEMENTARY SC - CLARDY ELEMENTARY SC							
Electricity	9,064	KWH	\$2,537.28	\$0.00	\$2,537.28	0.2799	51.76%
Natural Gas	93	CCF	\$123.65	\$0.00	\$123.65	1.3296	2.52%
Water	691	CCF	\$1,718.22	\$0.00	\$1,718.22	2.4866	35.05%
Sewer	254	CCF	\$522.43	\$0.00	\$522.43	2.0568	10.66%
Total Cost:			\$4,901.58	\$0.00	\$4,901.58		

For CLARDY
ELEMENTARY
SC



Filters: Cost Center Name Not One Of DoNotReport; Site Name Not One Of DoNotReport; Billing Period Equal To 200907

elpaso

Energy CAP

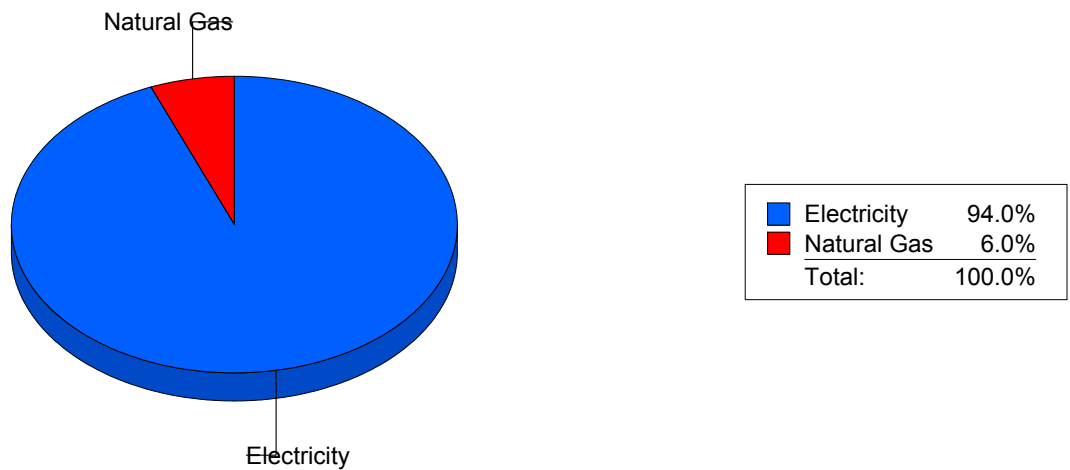
Cost Avoidance Program

Cost Summary Graph

Grouped by Energy Type

Energy Type	Use	Units	Meter Cost	Special Charges	Total Cost	Avg Unit Cost	% of Total Cost
Site: CLENDININ - CLENDININ							
Electricity	46,500	KWH	\$5,912.64	\$0.00	\$5,912.64	0.1272	94.01%
Natural Gas	489	CCF	\$376.89	\$0.00	\$376.89	0.7707	5.99%
Total Cost:			\$6,289.53	\$0.00	\$6,289.53		

For CLENDININ



Filters: Cost Center Name Not One Of DoNotReport; Site Name Not One Of DoNotReport; Billing Period Equal To 200907

elpaso

Energy CAP

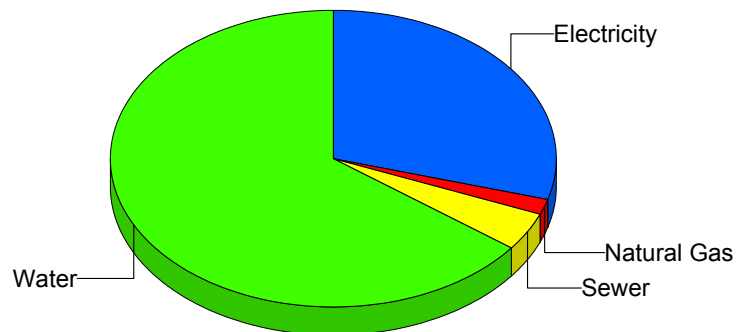
Cost Avoidance Program

Cost Summary Graph

Grouped by Energy Type

Energy Type	Use	Units	Meter Cost	Special Charges	Total Cost	Avg Unit Cost	% of Total Cost
Site: COLDWELL INTERMEDIAT - COLDWELL INTERMEDIAT							
Electricity	16,302	KWH	\$1,569.81	\$0.00	\$1,569.81	0.0963	29.33%
Natural Gas	39	CCF	\$90.62	\$0.00	\$90.62	2.3236	1.69%
Water	802	CCF	\$3,461.88	\$0.00	\$3,461.88	4.3166	64.68%
Sewer	93	CCF	\$229.83	\$0.00	\$229.83	2.4713	4.29%
Total Cost:			\$5,352.14	\$0.00	\$5,352.14		

For
COLDWELL
INTERMEDIAT



Electricity	29.3%
Natural Gas	1.7%
Sewer	4.3%
Water	64.7%
Total:	100.0%

Filters: Cost Center Name Not One Of DoNotReport; Site Name Not One Of DoNotReport; Billing Period Equal To 200907

elpaso

Energy CAP

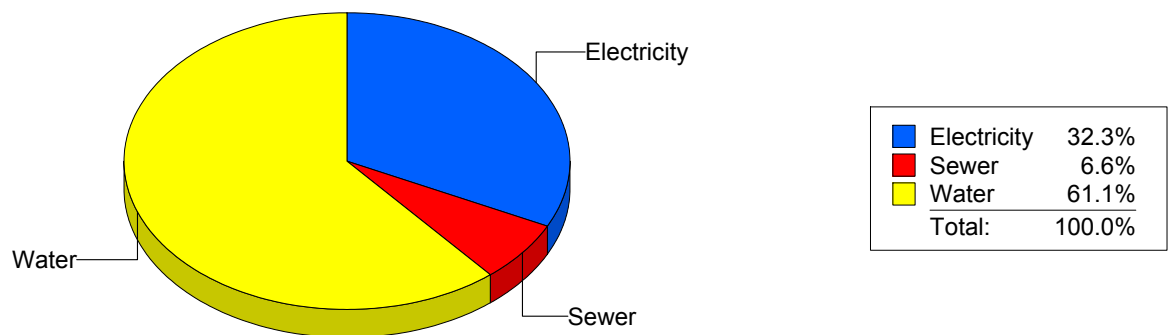
Cost Avoidance Program

Cost Summary Graph

Grouped by Energy Type

Energy Type	Use	Units	Meter Cost	Special Charges	Total Cost	Avg Unit Cost	% of Total Cost
Site: COLLINS ELEMENTARY - COLLINS ELEMENTARY							
Electricity	13,590	KWH	\$1,854.54	\$0.00	\$1,854.54	0.1365	32.26%
Water	966	CCF	\$3,513.32	\$0.00	\$3,513.32	3.6370	61.12%
Sewer	191	CCF	\$380.18	\$0.00	\$380.18	1.9905	6.61%
Total Cost:			\$5,748.04	\$0.00	\$5,748.04		

For COLLINS
ELEMENTARY



Filters: Cost Center Name Not One Of DoNotReport; Site Name Not One Of DoNotReport; Billing Period Equal To 200907

elpaso

Energy CAP

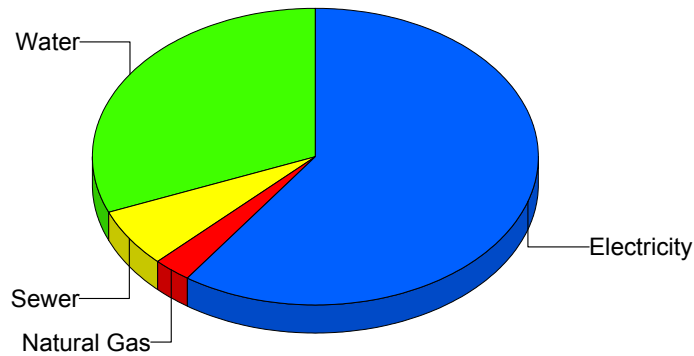
Cost Avoidance Program

Cost Summary Graph

Grouped by Energy Type

Energy Type	Use	Units	Meter Cost	Special Charges	Total Cost	Avg Unit Cost	% of Total Cost
Site: COOLEY ELEMENTARY SC - COOLEY ELEMENTARY SC							
Electricity	38,000	KWH	\$4,861.91	\$0.00	\$4,861.91	0.1279	59.76%
Natural Gas	290	CCF	\$232.45	\$0.00	\$232.45	0.8016	2.86%
Water	619	CCF	\$2,540.46	\$0.00	\$2,540.46	4.1041	31.23%
Sewer	149	CCF	\$500.80	\$0.00	\$500.80	3.3611	6.16%
Total Cost:			\$8,135.62	\$0.00	\$8,135.62		

For COOLEY
ELEMENTARY
SC



Electricity	59.8%
Natural Gas	2.9%
Sewer	6.2%
Water	31.2%
Total:	100.0%

Filters: Cost Center Name Not One Of DoNotReport; Site Name Not One Of DoNotReport; Billing Period Equal To 200907

elpaso

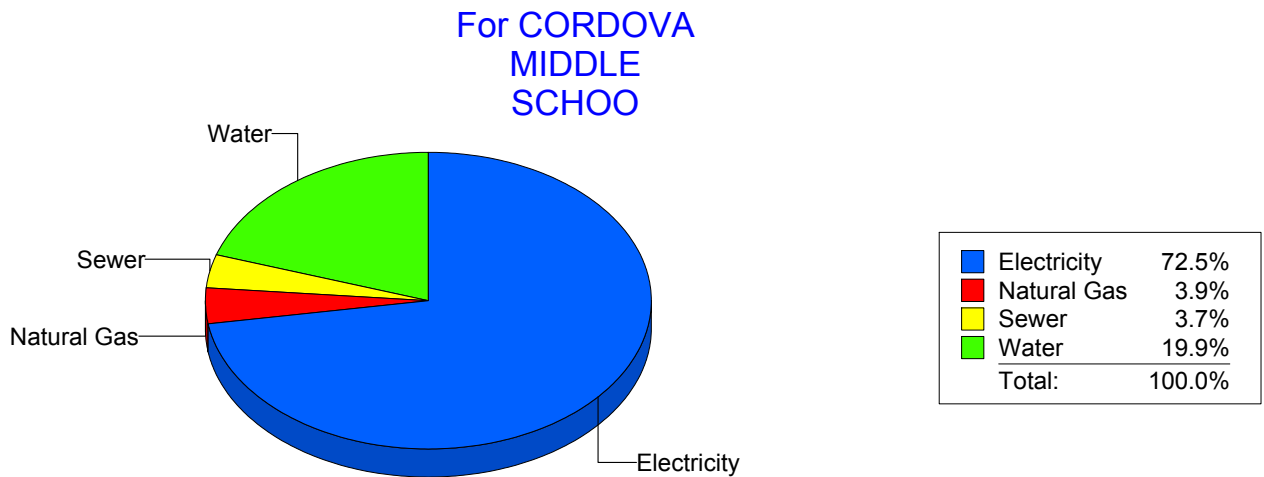
Energy CAP

Cost Avoidance Program

Cost Summary Graph

Grouped by Energy Type

Energy Type	Use	Units	Meter Cost	Special Charges	Total Cost	Avg Unit Cost	% of Total Cost
Site: CORDOVA MIDDLE SCHOO - CORDOVA MIDDLE SCHOO							
Electricity	56,500	KWH	\$7,509.89	\$0.00	\$7,509.89	0.1329	72.47%
Natural Gas	527	CCF	\$403.92	\$0.00	\$403.92	0.7665	3.90%
Water	970	CCF	\$2,066.01	\$0.00	\$2,066.01	2.1299	19.94%
Sewer	135	CCF	\$383.40	\$0.00	\$383.40	2.8400	3.70%
Total Cost:			\$10,363.22	\$0.00	\$10,363.22		



Filters: Cost Center Name Not One Of DoNotReport; Site Name Not One Of DoNotReport; Billing Period Equal To 200907

elpaso

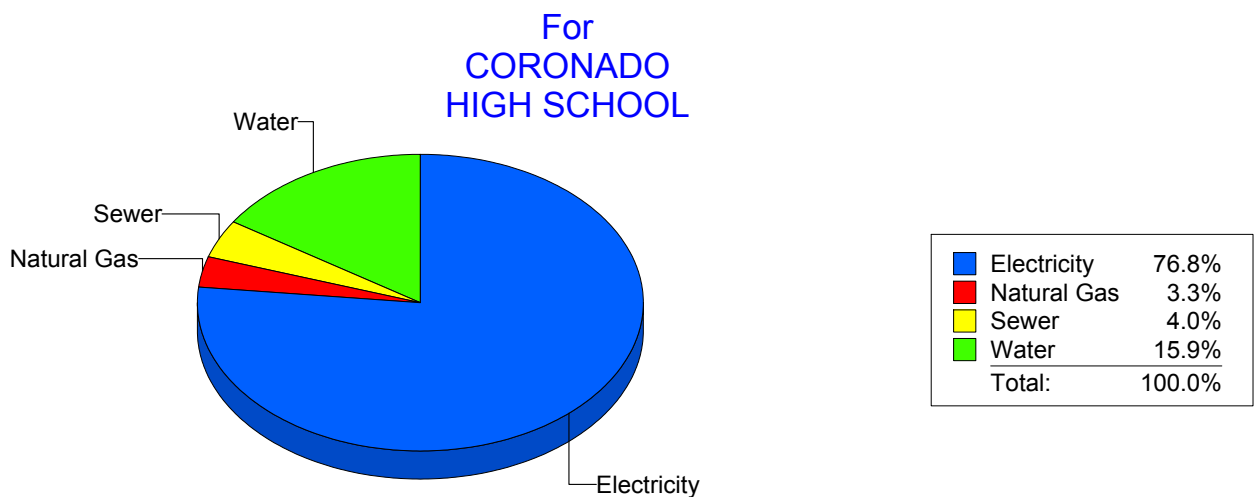
Energy CAP

Cost Avoidance Program

Cost Summary Graph

Grouped by Energy Type

Energy Type	Use	Units	Meter Cost	Special Charges	Total Cost	Avg Unit Cost	% of Total Cost
Site: CORONADO HIGH SCHOOL - CORONADO HIGH SCHOOL							
Electricity	135,051	KWH	\$18,472.27	\$0.00	\$18,472.27	0.1368	76.76%
Natural Gas	1,001	CCF	\$802.34	\$0.00	\$802.34	0.8015	3.33%
Water	2,834	CCF	\$3,837.29	\$0.00	\$3,837.29	1.3540	15.95%
Sewer	519	CCF	\$953.54	\$0.00	\$953.54	1.8373	3.96%
Total Cost:			\$24,065.44	\$0.00	\$24,065.44		



Filters: Cost Center Name Not One Of DoNotReport; Site Name Not One Of DoNotReport; Billing Period Equal To 200907

elpaso

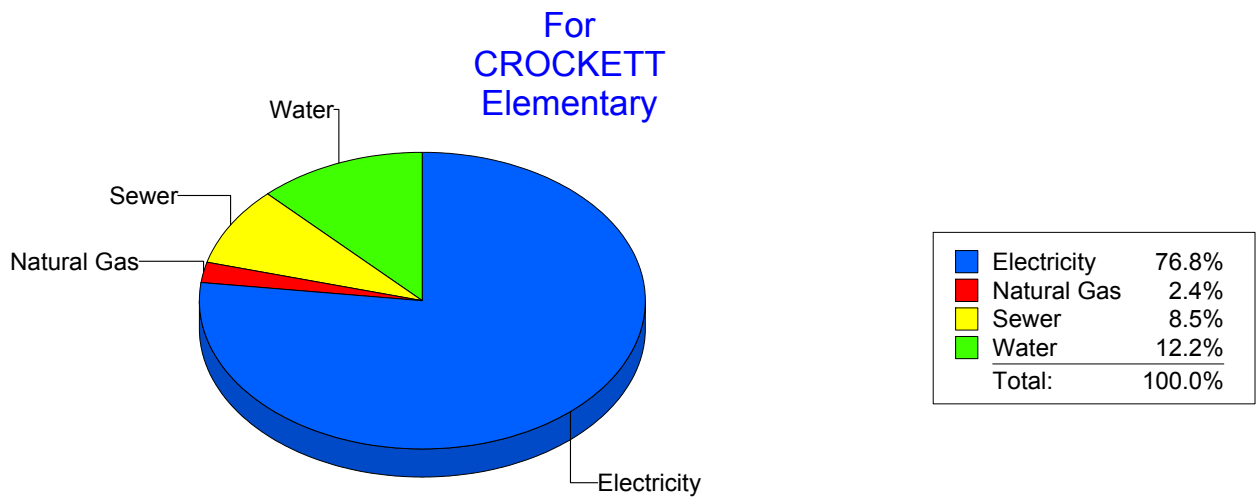
Energy CAP

Cost Avoidance Program

Cost Summary Graph

Grouped by Energy Type

Energy Type	Use	Units	Meter Cost	Special Charges	Total Cost	Avg Unit Cost	% of Total Cost
Site: CROCKETT - CROCKETT Elementary							
Electricity	15,600	KWH	\$2,667.62	\$0.00	\$2,667.62	0.1710	76.85%
Natural Gas	82	CCF	\$83.54	\$0.00	\$83.54	1.0188	2.41%
Water	177	CCF	\$424.22	\$0.00	\$424.22	2.3967	12.22%
Sewer	135	CCF	\$295.93	\$0.00	\$295.93	2.1921	8.53%
Total Cost:			\$3,471.31	\$0.00	\$3,471.31		



Filters: Cost Center Name Not One Of DoNotReport; Site Name Not One Of DoNotReport; Billing Period Equal To 200907

elpaso

Energy CAP

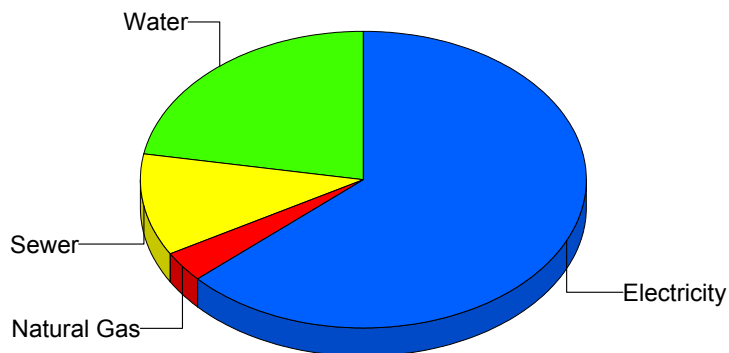
Cost Avoidance Program

Cost Summary Graph

Grouped by Energy Type

Energy Type	Use	Units	Meter Cost	Special Charges	Total Cost	Avg Unit Cost	% of Total Cost
Site: CROSBY ELEMENTARY - CROSBY ELEMENTARY							
Electricity	10,660	KWH	\$1,327.24	\$0.00	\$1,327.24	0.1245	63.46%
Natural Gas	0	CCF	\$66.76	\$0.00	\$66.76	0.0000	3.19%
Water	176	CCF	\$466.26	\$0.00	\$466.26	2.6492	22.29%
Sewer	84	CCF	\$231.16	\$0.00	\$231.16	2.7519	11.05%
Total Cost:			\$2,091.42	\$0.00	\$2,091.42		

For CROSBY
ELEMENTARY



Electricity	63.5%
Natural Gas	3.2%
Sewer	11.1%
Water	22.3%
Total:	100.0%

Filters: Cost Center Name Not One Of DoNotReport; Site Name Not One Of DoNotReport; Billing Period Equal To 200907

el Paso

Energy CAP

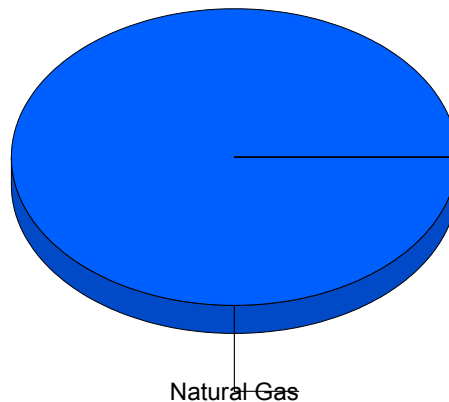
Cost Avoidance Program

Cost Summary Graph

Grouped by Energy Type

Energy Type	Use	Units	Meter Cost	Special Charges	Total Cost	Avg Unit Cost	% of Total Cost
Site: DELTA ACADEMY - DELTA ACADEMY							
Natural Gas		14 CCF	\$11.03	\$0.00	\$11.03	0.7879	100.00%
Total Cost:			\$11.03	\$0.00	\$11.03		

For DELTA
ACADEMY



■	Natural Gas	100.0%
Total:		100.0%

Filters: Cost Center Name Not One Of DoNotReport; Site Name Not One Of DoNotReport; Billing Period Equal To 200907

elpaso

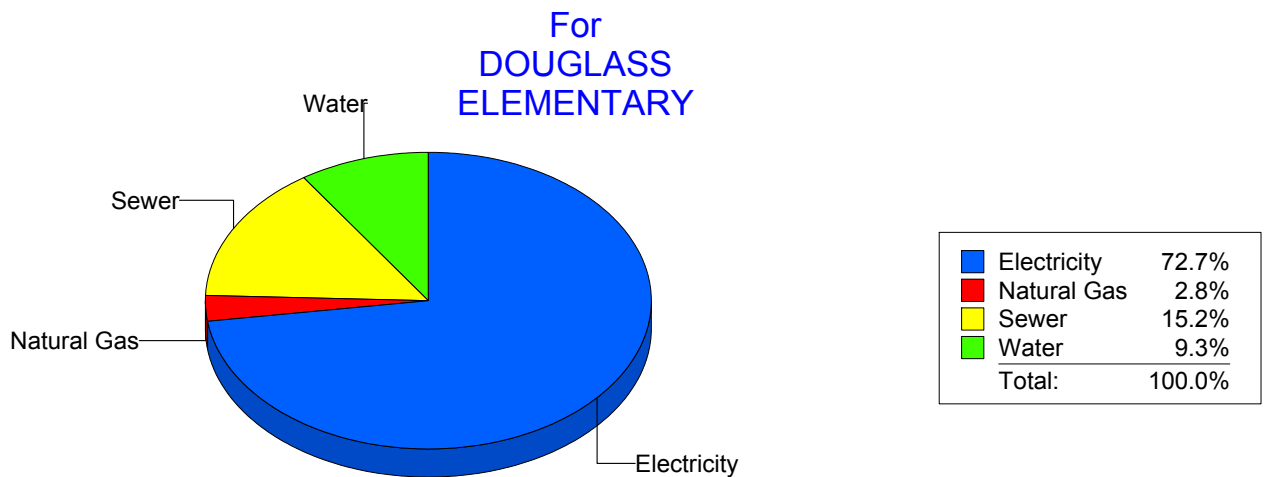
Energy CAP

Cost Avoidance Program

Cost Summary Graph

Grouped by Energy Type

Energy Type	Use	Units	Meter Cost	Special Charges	Total Cost	Avg Unit Cost	% of Total Cost
Site: DOUGLASS ELEMENTARY - DOUGLASS ELEMENTARY							
Electricity	20,722	KWH	\$2,645.88	\$0.00	\$2,645.88	0.1277	72.65%
Natural Gas	60	CCF	\$103.46	\$0.00	\$103.46	1.7243	2.84%
Water	116	CCF	\$339.80	\$0.00	\$339.80	2.9293	9.33%
Sewer	300	CCF	\$552.68	\$0.00	\$552.68	1.8423	15.18%
Total Cost:			\$3,641.82	\$0.00	\$3,641.82		



Filters: Cost Center Name Not One Of DoNotReport; Site Name Not One Of DoNotReport; Billing Period Equal To 200907

elpaso

Energy CAP

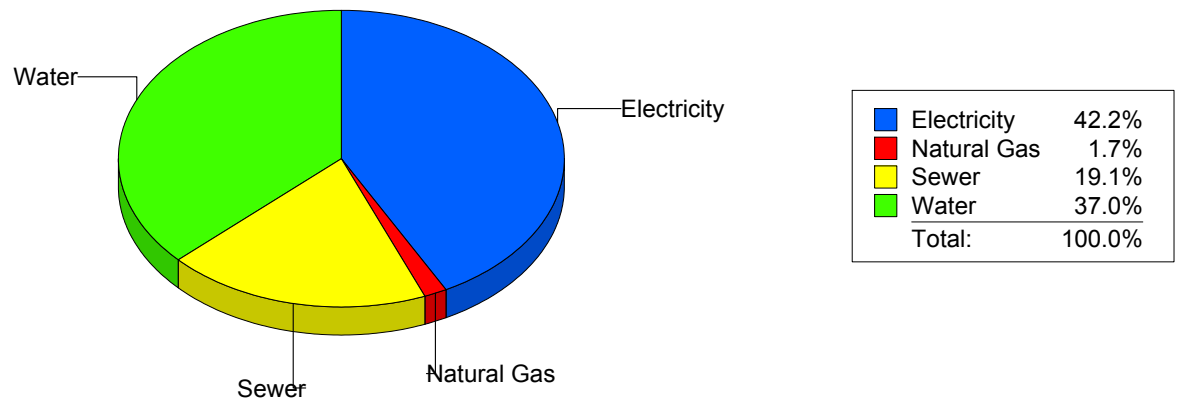
Cost Avoidance Program

Cost Summary Graph

Grouped by Energy Type

Energy Type	Use	Units	Meter Cost	Special Charges	Total Cost	Avg Unit Cost	% of Total Cost
Site: DOWELL ELEMENTARY - DOWELL ELEMENTARY							
Electricity	7,096	KWH	\$928.04	\$0.00	\$928.04	0.1308	42.19%
Natural Gas	8	CCF	\$38.39	\$0.00	\$38.39	4.7988	1.75%
Water	416	CCF	\$814.14	\$0.00	\$814.14	1.9571	37.01%
Sewer	291	CCF	\$419.05	\$0.00	\$419.05	1.4400	19.05%
Total Cost:			\$2,199.62	\$0.00	\$2,199.62		

For DOWELL
ELEMENTARY



Filters: Cost Center Name Not One Of DoNotReport; Site Name Not One Of DoNotReport; Billing Period Equal To 200907

elpaso

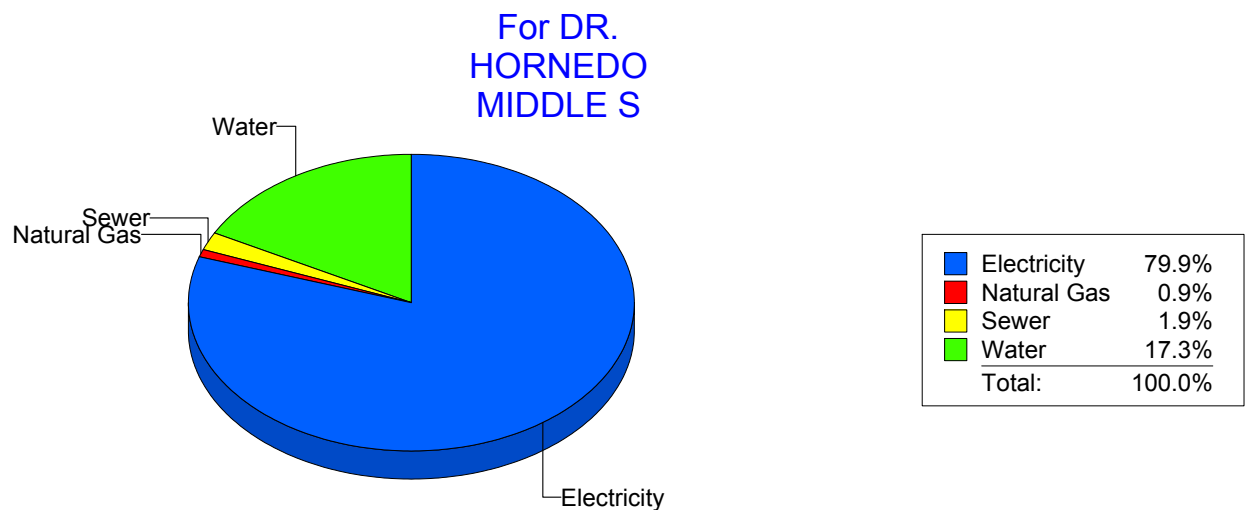
Energy CAP

Cost Avoidance Program

Cost Summary Graph

Grouped by Energy Type

Energy Type	Use	Units	Meter Cost	Special Charges	Total Cost	Avg Unit Cost	% of Total Cost
Site: DR. HORNEDO MIDDLE S - DR. HORNEDO MIDDLE S							
Electricity	168,000	KWH	\$18,867.16	\$0.00	\$18,867.16	0.1123	79.92%
Natural Gas	255	CCF	\$207.05	\$0.00	\$207.05	0.8120	0.88%
Water	2,917	CCF	\$4,094.41	\$0.00	\$4,094.41	1.4036	17.34%
Sewer	178	CCF	\$438.01	\$0.00	\$438.01	2.4607	1.86%
Total Cost:			\$23,606.63	\$0.00	\$23,606.63		



Filters: Cost Center Name Not One Of DoNotReport; Site Name Not One Of DoNotReport; Billing Period Equal To 200907

elpaso

Energy CAP

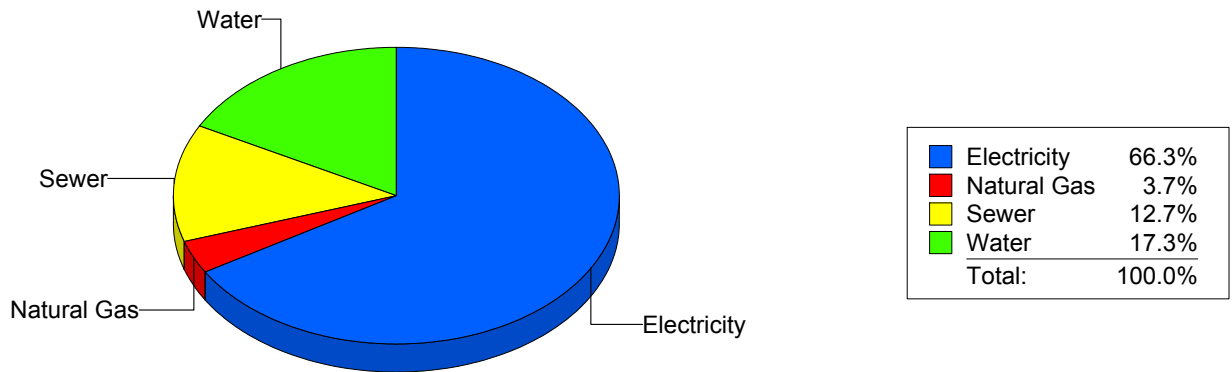
Cost Avoidance Program

Cost Summary Graph

Grouped by Energy Type

Energy Type	Use	Units	Meter Cost	Special Charges	Total Cost	Avg Unit Cost	% of Total Cost
Site: DR. L.A. NIXON ELEME - DR. L.A. NIXON ELEME							
Electricity	17,220	KWH	\$2,918.33	\$0.00	\$2,918.33	0.1695	66.25%
Natural Gas	151	CCF	\$164.94	\$0.00	\$164.94	1.0923	3.74%
Water	368	CCF	\$763.73	\$0.00	\$763.73	2.0754	17.34%
Sewer	243	CCF	\$557.94	\$0.00	\$557.94	2.2960	12.67%
Total Cost:			\$4,404.94	\$0.00	\$4,404.94		

For DR. L.A.
NIXON ELEME



Filters: Cost Center Name Not One Of DoNotReport; Site Name Not One Of DoNotReport; Billing Period Equal To 200907

elpaso

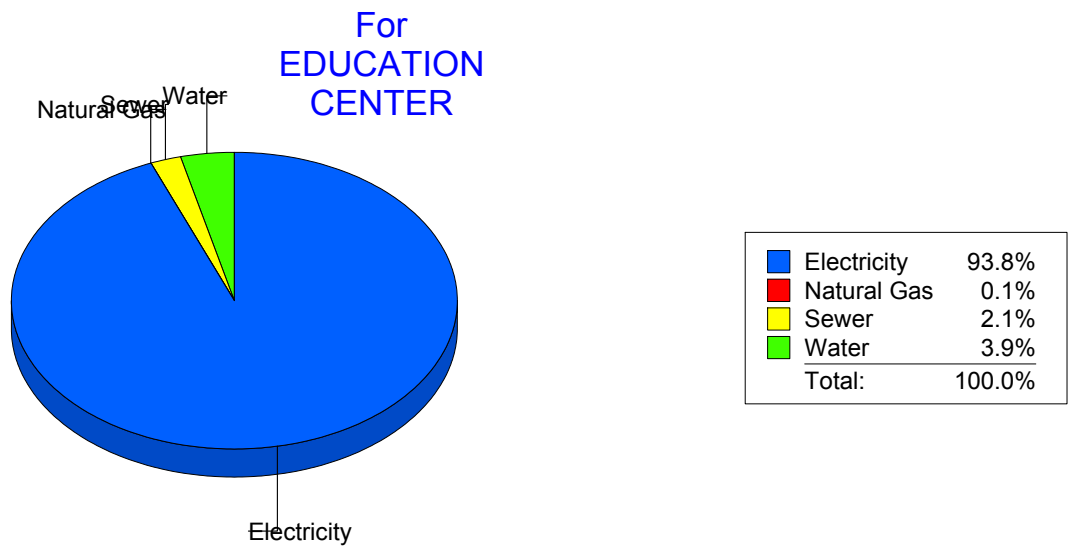
Energy CAP

Cost Avoidance Program

Cost Summary Graph

Grouped by Energy Type

Energy Type	Use	Units	Meter Cost	Special Charges	Total Cost	Avg Unit Cost	% of Total Cost
Site: EDUCATION CENTER - EDUCATION CENTER							
Electricity	354,875	KWH	\$33,989.15	\$0.00	\$33,989.15	0.0958	93.82%
Natural Gas	16	CCF	\$43.17	\$0.00	\$43.17	2.6981	0.12%
Water	558	CCF	\$1,425.40	\$0.00	\$1,425.40	2.5545	3.93%
Sewer	313	CCF	\$771.32	\$0.00	\$771.32	2.4643	2.13%
Total Cost:			\$36,229.04	\$0.00	\$36,229.04		



Filters: Cost Center Name Not One Of DoNotReport; Site Name Not One Of DoNotReport; Billing Period Equal To 200907

elpaso

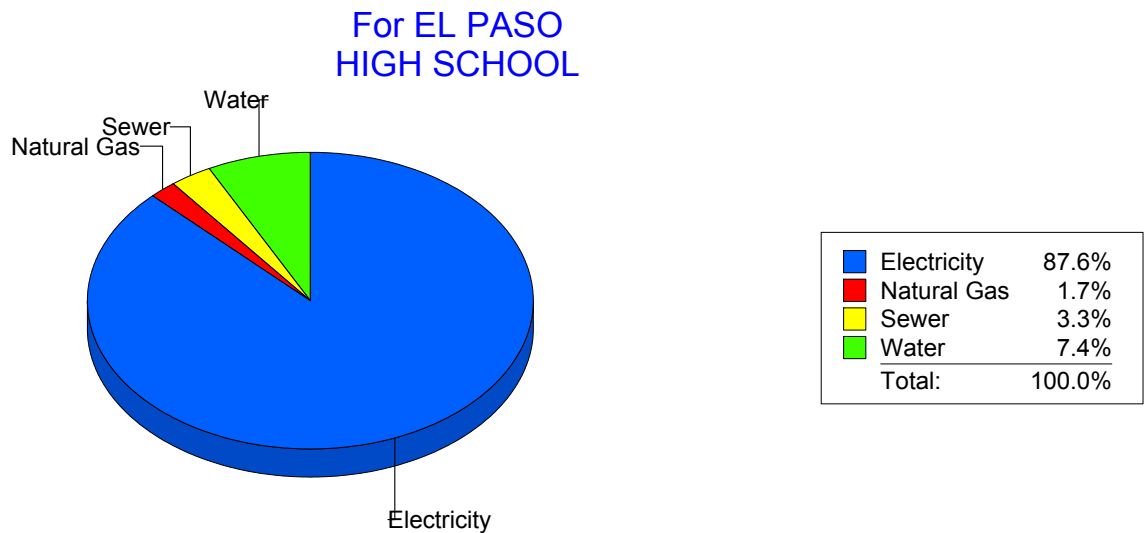
Energy CAP

Cost Avoidance Program

Cost Summary Graph

Grouped by Energy Type

Energy Type	Use	Units	Meter Cost	Special Charges	Total Cost	Avg Unit Cost	% of Total Cost
Site: EL PASO HIGH SCHOOL - EL PASO HIGH SCHOOL							
Electricity	154,356	KWH	\$18,947.16	\$0.00	\$18,947.16	0.1227	87.63%
Natural Gas	258	CCF	\$364.61	\$0.00	\$364.61	1.4132	1.69%
Water	690	CCF	\$1,601.15	\$0.00	\$1,601.15	2.3205	7.41%
Sewer	283	CCF	\$708.97	\$0.00	\$708.97	2.5052	3.28%
Total Cost:			\$21,621.89	\$0.00	\$21,621.89		



Filters: Cost Center Name Not One Of DoNotReport; Site Name Not One Of DoNotReport; Billing Period Equal To 200907

elpaso

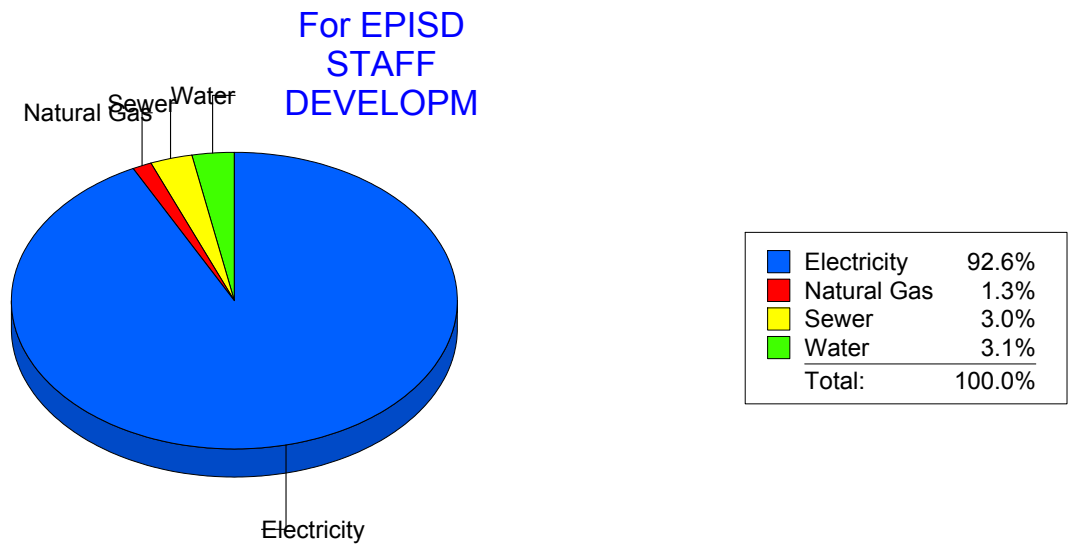
Energy CAP

Cost Avoidance Program

Cost Summary Graph

Grouped by Energy Type

Energy Type	Use	Units	Meter Cost	Special Charges	Total Cost	Avg Unit Cost	% of Total Cost
Site: EPISD STAFF DEVELOPM - EPISD STAFF DEVELOPM							
Electricity	26,360	KWH	\$2,987.26	\$0.00	\$2,987.26	0.1133	92.56%
Natural Gas	14	CCF	\$41.94	\$0.00	\$41.94	2.9957	1.30%
Water	25	CCF	\$100.39	\$0.00	\$100.39	4.0156	3.11%
Sewer	38	CCF	\$97.74	\$0.00	\$97.74	2.5721	3.03%
Total Cost:			\$3,227.33	\$0.00	\$3,227.33		



Filters: Cost Center Name Not One Of DoNotReport; Site Name Not One Of DoNotReport; Billing Period Equal To 200907

elpaso

Energy CAP

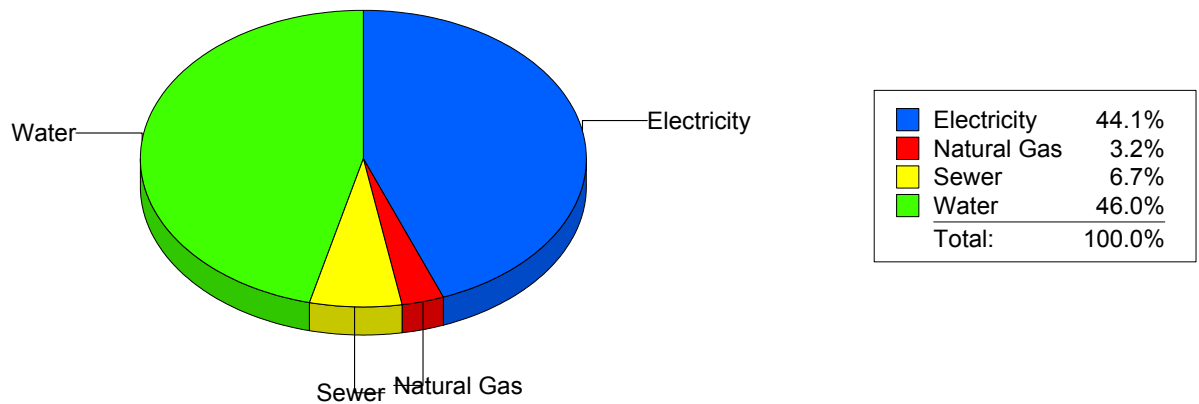
Cost Avoidance Program

Cost Summary Graph

Grouped by Energy Type

Energy Type	Use	Units	Meter Cost	Special Charges	Total Cost	Avg Unit Cost	% of Total Cost
Site: FANNIN ELEMENTARY - FANNIN ELEMENTARY							
Electricity	14,865	KWH	\$2,317.12	\$0.00	\$2,317.12	0.1559	44.09%
Natural Gas	111	CCF	\$167.60	\$0.00	\$167.60	1.5099	3.19%
Water	969	CCF	\$2,419.42	\$0.00	\$2,419.42	2.4968	46.04%
Sewer	120	CCF	\$351.26	\$0.00	\$351.26	2.9272	6.68%
Total Cost:			\$5,255.40	\$0.00	\$5,255.40		

For FANNIN
ELEMENTARY



Filters: Cost Center Name Not One Of DoNotReport; Site Name Not One Of DoNotReport; Billing Period Equal To 200907

elpaso

Energy CAP

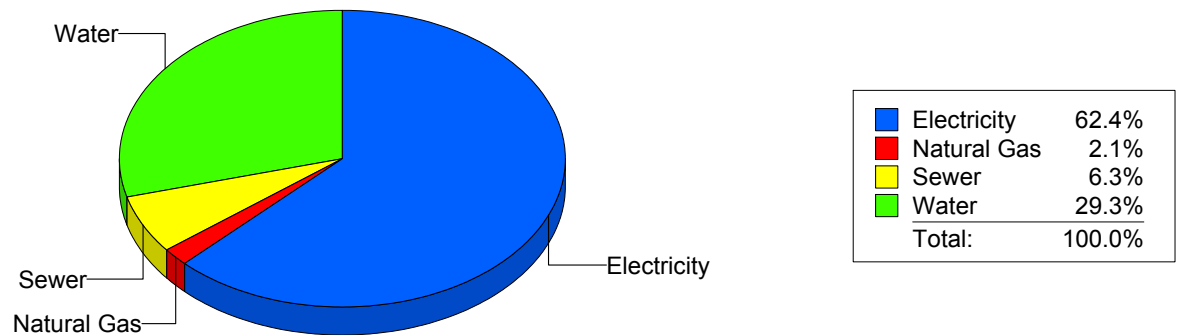
Cost Avoidance Program

Cost Summary Graph

Grouped by Energy Type

Energy Type	Use	Units	Meter Cost	Special Charges	Total Cost	Avg Unit Cost	% of Total Cost
Site: FINE ARTS/MULTIMEDIA - FINE ARTS/MULTIMEDIA							
Electricity	9,546	KWH	\$1,365.42	\$0.00	\$1,365.42	0.1430	62.42%
Natural Gas	19	CCF	\$45.00	\$0.00	\$45.00	2.3684	2.06%
Water	208	CCF	\$639.99	\$0.00	\$639.99	3.0769	29.26%
Sewer	59	CCF	\$137.17	\$0.00	\$137.17	2.3249	6.27%
Total Cost:			\$2,187.58	\$0.00	\$2,187.58		

For FINE
ARTS/MULTIMEDIA



Filters: Cost Center Name Not One Of DoNotReport; Site Name Not One Of DoNotReport; Billing Period Equal To 200907

elpaso

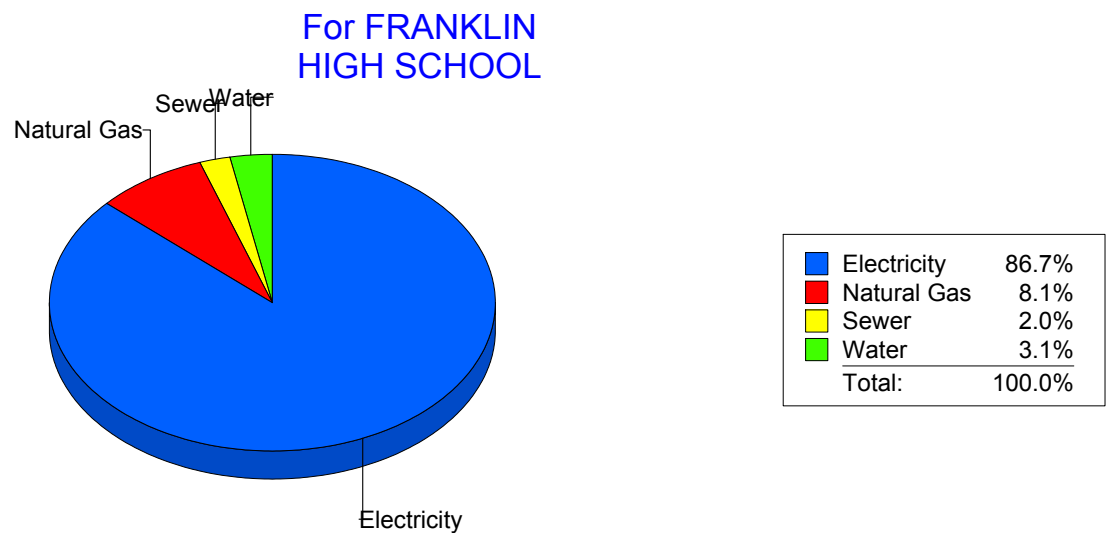
Energy CAP

Cost Avoidance Program

Cost Summary Graph

Grouped by Energy Type

Energy Type	Use	Units	Meter Cost	Special Charges	Total Cost	Avg Unit Cost	% of Total Cost
Site: FRANKLIN HIGH SCHOOL - FRANKLIN HIGH SCHOOL							
Electricity	309,632	KWH	\$31,660.26	\$0.00	\$31,660.26	0.1023	86.71%
Natural Gas	4,141	CCF	\$2,975.18	\$0.00	\$2,975.18	0.7185	8.15%
Water	621	CCF	\$1,130.29	\$0.00	\$1,130.29	1.8201	3.10%
Sewer	421	CCF	\$746.62	\$0.00	\$746.62	1.7734	2.04%
Total Cost:			\$36,512.35	\$0.00	\$36,512.35		



Filters: Cost Center Name Not One Of DoNotReport; Site Name Not One Of DoNotReport; Billing Period Equal To 200907

elpaso

Energy CAP

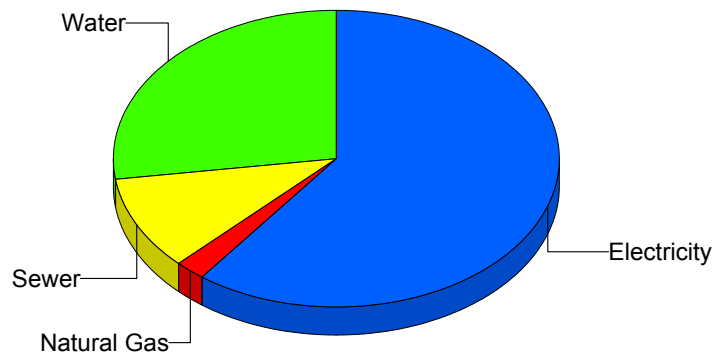
Cost Avoidance Program

Cost Summary Graph

Grouped by Energy Type

Energy Type	Use	Units	Meter Cost	Special Charges	Total Cost	Avg Unit Cost	% of Total Cost
Site: GREEN ELEMENTARY SCH - GREEN ELEMENTARY SCH							
Electricity	23,400	KWH	\$2,934.25	\$0.00	\$2,934.25	0.1254	60.24%
Natural Gas	70	CCF	\$109.58	\$0.00	\$109.58	1.5654	2.25%
Water	477	CCF	\$1,323.42	\$0.00	\$1,323.42	2.7745	27.17%
Sewer	181	CCF	\$504.06	\$0.00	\$504.06	2.7849	10.35%
Total Cost:			\$4,871.31	\$0.00	\$4,871.31		

For GREEN
ELEMENTARY
SCH



Electricity	60.2%
Natural Gas	2.2%
Sewer	10.3%
Water	27.2%
Total:	100.0%

Filters: Cost Center Name Not One Of DoNotReport; Site Name Not One Of DoNotReport; Billing Period Equal To 200907

elpaso

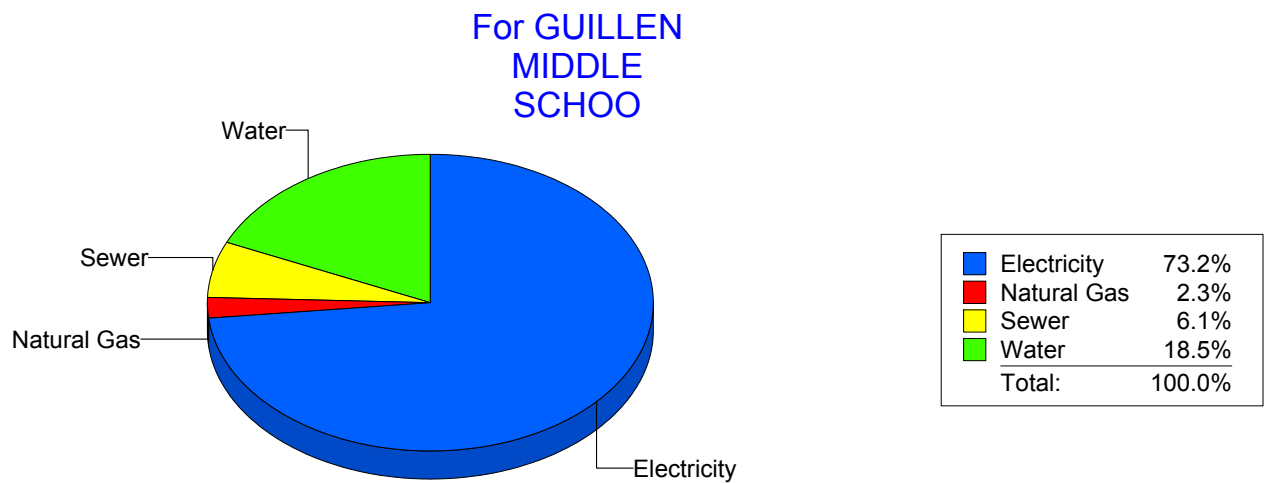
Energy CAP

Cost Avoidance Program

Cost Summary Graph

Grouped by Energy Type

Energy Type	Use	Units	Meter Cost	Special Charges	Total Cost	Avg Unit Cost	% of Total Cost
Site: GUILLEN MIDDLE SCHOO - GUILLEN MIDDLE SCHOO							
Electricity	59,028	KWH	\$6,530.08	\$0.00	\$6,530.08	0.1106	73.21%
Natural Gas	202	CCF	\$201.96	\$0.00	\$201.96	0.9998	2.26%
Water	1,138	CCF	\$1,647.15	\$0.00	\$1,647.15	1.4474	18.47%
Sewer	268	CCF	\$540.21	\$0.00	\$540.21	2.0157	6.06%
Total Cost:			\$8,919.40	\$0.00	\$8,919.40		



Filters: Cost Center Name Not One Of DoNotReport; Site Name Not One Of DoNotReport; Billing Period Equal To 200907

elpaso

Energy CAP

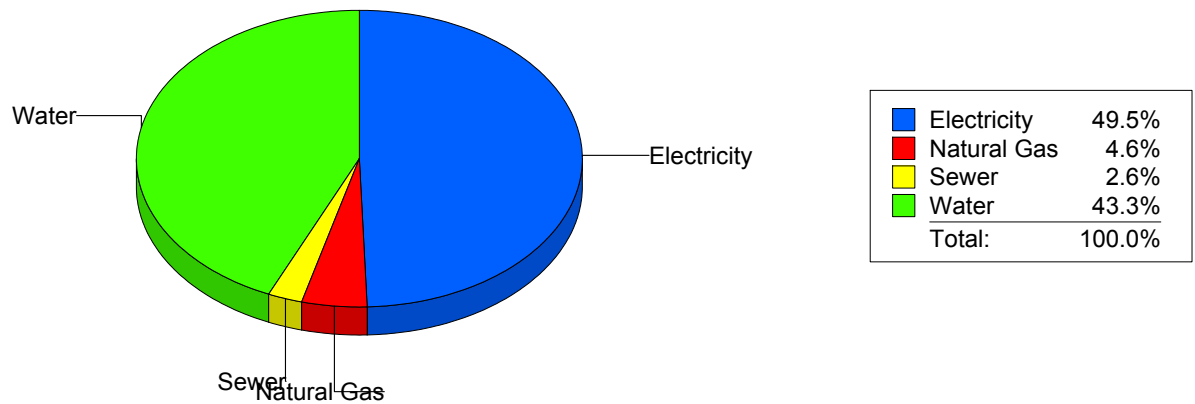
Cost Avoidance Program

Cost Summary Graph

Grouped by Energy Type

Energy Type	Use	Units	Meter Cost	Special Charges	Total Cost	Avg Unit Cost	% of Total Cost
Site: H.E. CHARLES MIDDLE - H.E. CHARLES MIDDLE							
Electricity	47,700	KWH	\$6,874.99	\$0.00	\$6,874.99	0.1441	49.49%
Natural Gas	855	CCF	\$635.31	\$0.00	\$635.31	0.7431	4.57%
Water	1,377	CCF	\$6,015.07	\$0.00	\$6,015.07	4.3682	43.30%
Sewer	121	CCF	\$365.62	\$0.00	\$365.62	3.0217	2.63%
Total Cost:			\$13,890.99	\$0.00	\$13,890.99		

For H.E.
CHARLES
MIDDLE



Filters: Cost Center Name Not One Of DoNotReport; Site Name Not One Of DoNotReport; Billing Period Equal To 200907

elpaso

Energy CAP

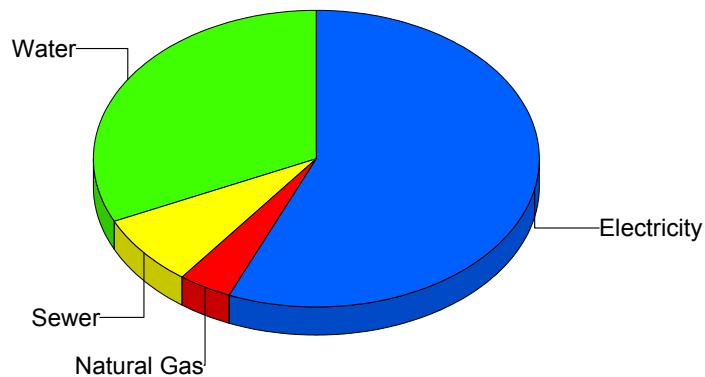
Cost Avoidance Program

Cost Summary Graph

Grouped by Energy Type

Energy Type	Use	Units	Meter Cost	Special Charges	Total Cost	Avg Unit Cost	% of Total Cost
Site: HART ELEMENTARY SCHO - HART ELEMENTARY SCHO							
Electricity	15,078	KWH	\$2,415.50	\$0.00	\$2,415.50	0.1602	56.41%
Natural Gas	195	CCF	\$163.51	\$0.00	\$163.51	0.8385	3.82%
Water	465	CCF	\$1,373.33	\$0.00	\$1,373.33	2.9534	32.07%
Sewer	143	CCF	\$329.33	\$0.00	\$329.33	2.3030	7.69%
Total Cost:			\$4,281.67	\$0.00	\$4,281.67		

For HART
ELEMENTARY
SCHO



Electricity	56.4%
Natural Gas	3.8%
Sewer	7.7%
Water	32.1%
Total:	100.0%

Filters: Cost Center Name Not One Of DoNotReport; Site Name Not One Of DoNotReport; Billing Period Equal To 200907

elpaso

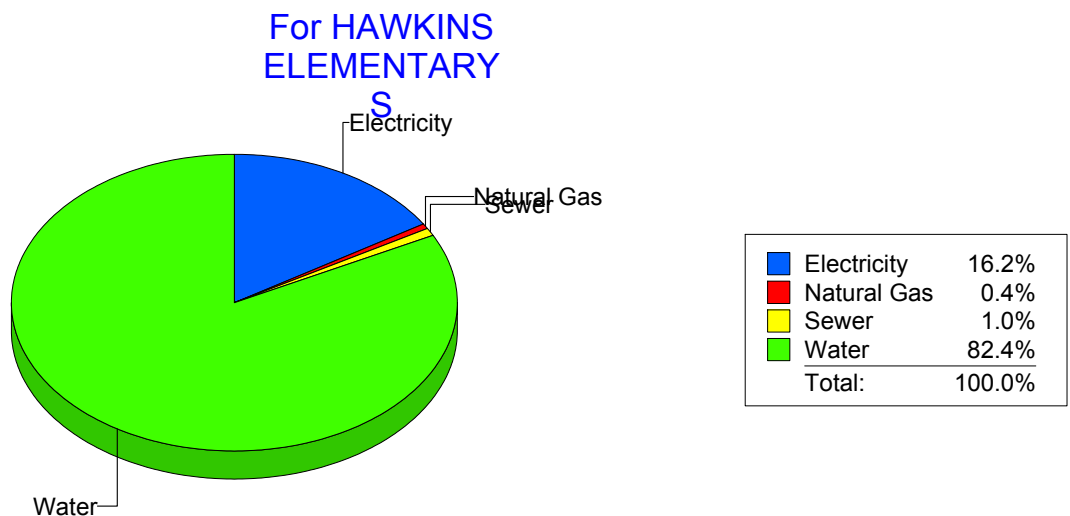
Energy CAP

Cost Avoidance Program

Cost Summary Graph

Grouped by Energy Type

Energy Type	Use	Units	Meter Cost	Special Charges	Total Cost	Avg Unit Cost	% of Total Cost
Site: HAWKINS ELEMENTARY S - HAWKINS ELEMENTARY S							
Electricity	19,433	KWH	\$2,744.32	\$0.00	\$2,744.32	0.1412	16.20%
Natural Gas	56	CCF	\$67.63	\$0.00	\$67.63	1.2077	0.40%
Water	2,880	CCF	\$13,958.31	\$0.00	\$13,958.31	4.8466	82.40%
Sewer	36	CCF	\$170.20	\$0.00	\$170.20	4.7278	1.00%
Total Cost:			\$16,940.46	\$0.00	\$16,940.46		



Filters: Cost Center Name Not One Of DoNotReport; Site Name Not One Of DoNotReport; Billing Period Equal To 200907

elpaso

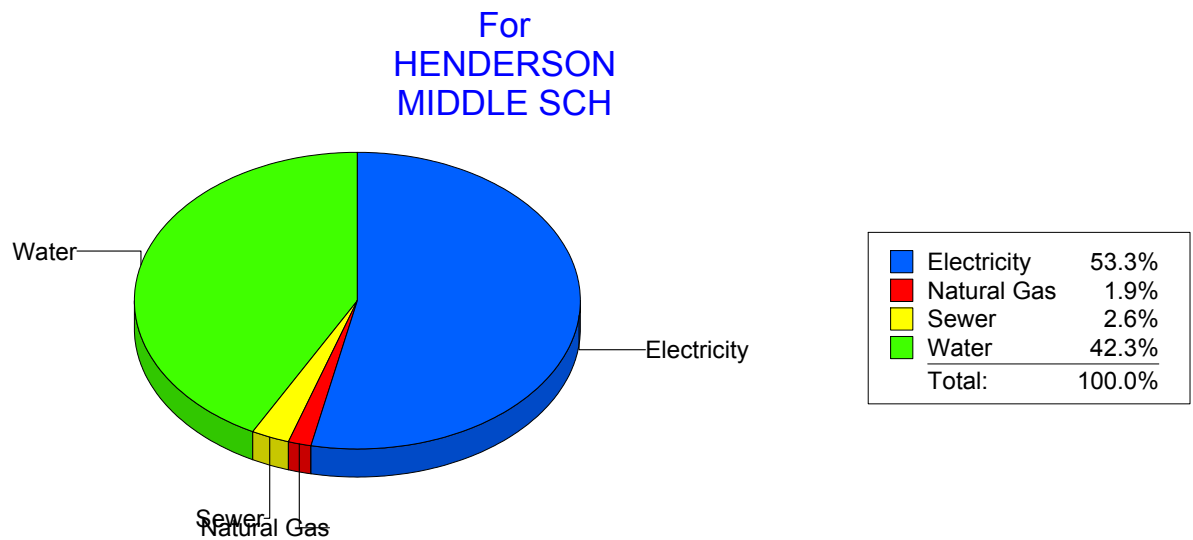
Energy CAP

Cost Avoidance Program

Cost Summary Graph

Grouped by Energy Type

Energy Type	Use	Units	Meter Cost	Special Charges	Total Cost	Avg Unit Cost	% of Total Cost
Site: HENDERSON MIDDLE SCH - HENDERSON MIDDLE SCH							
Electricity	43,917	KWH	\$5,408.08	\$0.00	\$5,408.08	0.1231	53.25%
Natural Gas	234	CCF	\$191.82	\$0.00	\$191.82	0.8197	1.89%
Water	1,412	CCF	\$4,293.00	\$0.00	\$4,293.00	3.0404	42.27%
Sewer	158	CCF	\$262.90	\$0.00	\$262.90	1.6639	2.59%
Total Cost:			\$10,155.80	\$0.00	\$10,155.80		



Filters: Cost Center Name Not One Of DoNotReport; Site Name Not One Of DoNotReport; Billing Period Equal To 200907

elpaso

Energy CAP

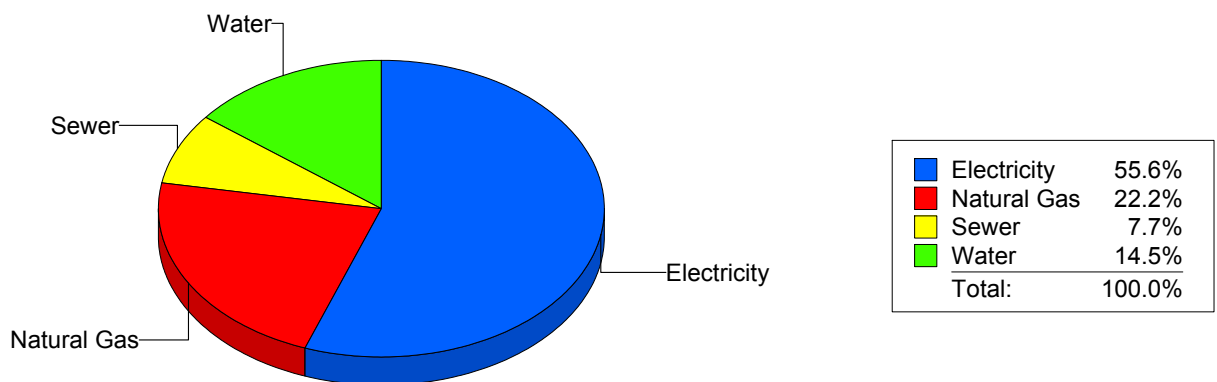
Cost Avoidance Program

Cost Summary Graph

Grouped by Energy Type

Energy Type	Use	Units	Meter Cost	Special Charges	Total Cost	Avg Unit Cost	% of Total Cost
Site: HERCULES COTTAGES - HERCULES COTTAGES							
Electricity	2,219	KWH	\$427.12	\$0.00	\$427.12	0.1925	55.56%
Natural Gas	6	CCF	\$170.57	\$0.00	\$170.57	28.4283	22.19%
Water	40	CCF	\$111.55	\$0.00	\$111.55	2.7888	14.51%
Sewer	23	CCF	\$59.54	\$0.00	\$59.54	2.5887	7.74%
Total Cost:			\$768.78	\$0.00	\$768.78		

For HERCULES COTTAGES



Filters: Cost Center Name Not One Of DoNotReport; Site Name Not One Of DoNotReport; Billing Period Equal To 200907

elpaso

Energy CAP

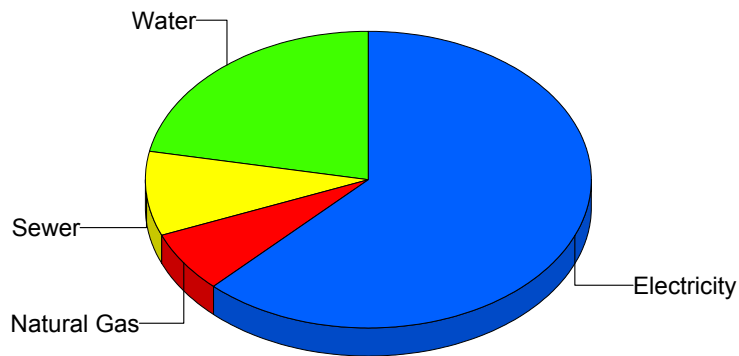
Cost Avoidance Program

Cost Summary Graph

Grouped by Energy Type

Energy Type	Use	Units	Meter Cost	Special Charges	Total Cost	Avg Unit Cost	% of Total Cost
Site: HILLSIDE ELEMENTARY - HILLSIDE ELEMENTARY							
Electricity	16,131	KWH	\$2,738.49	\$0.00	\$2,738.49	0.1698	62.27%
Natural Gas	240	CCF	\$286.78	\$0.00	\$286.78	1.1949	6.52%
Water	383	CCF	\$962.11	\$0.00	\$962.11	2.5120	21.88%
Sewer	156	CCF	\$410.67	\$0.00	\$410.67	2.6325	9.34%
Total Cost:			\$4,398.05	\$0.00	\$4,398.05		

For HILLSIDE
ELEMENTARY



Filters: Cost Center Name Not One Of DoNotReport; Site Name Not One Of DoNotReport; Billing Period Equal To 200907

elpaso

Energy CAP

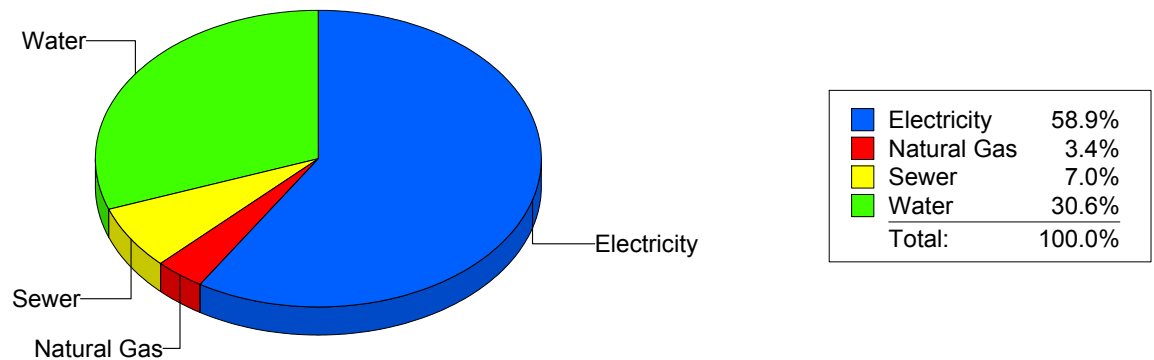
Cost Avoidance Program

Cost Summary Graph

Grouped by Energy Type

Energy Type	Use	Units	Meter Cost	Special Charges	Total Cost	Avg Unit Cost	% of Total Cost
Site: HOUSTON INTERMEDIATE - HOUSTON INTERMEDIATE							
Electricity	7,786	KWH	\$2,456.61	\$0.00	\$2,456.61	0.3155	58.93%
Natural Gas	71	CCF	\$143.57	\$0.00	\$143.57	2.0221	3.44%
Water	315	CCF	\$1,277.47	\$0.00	\$1,277.47	4.0555	30.64%
Sewer	64	CCF	\$291.24	\$0.00	\$291.24	4.5506	6.99%
Total Cost:			\$4,168.89	\$0.00	\$4,168.89		

For HOUSTON
INTERMEDIATE



Filters: Cost Center Name Not One Of DoNotReport; Site Name Not One Of DoNotReport; Billing Period Equal To 200907

elpaso

Energy CAP

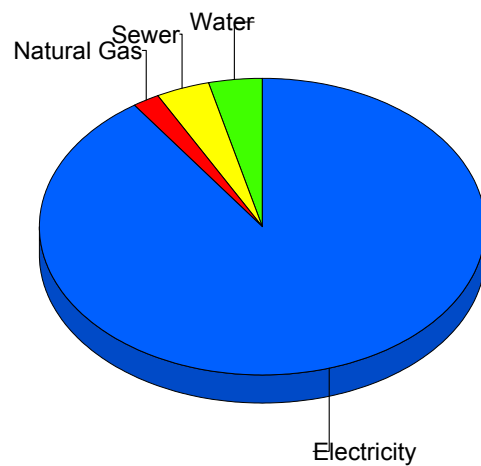
Cost Avoidance Program

Cost Summary Graph

Grouped by Energy Type

Energy Type	Use	Units	Meter Cost	Special Charges	Total Cost	Avg Unit Cost	% of Total Cost
Site: MOYE - HR Moye							
Electricity	61,800	KWH	\$7,828.14	\$0.00	\$7,828.14	0.1267	90.29%
Natural Gas	206	CCF	\$171.49	\$0.00	\$171.49	0.8325	1.98%
Water	48	CCF	\$347.54	\$0.00	\$347.54	7.2404	4.01%
Sewer	87	CCF	\$322.44	\$0.00	\$322.44	3.7062	3.72%
Total Cost:			\$8,669.61	\$0.00	\$8,669.61		

For HR Moye



Electricity	90.3%
Natural Gas	2.0%
Sewer	3.7%
Water	4.0%
Total:	100.0%

Filters: Cost Center Name Not One Of DoNotReport; Site Name Not One Of DoNotReport; Billing Period Equal To 200907

elpaso

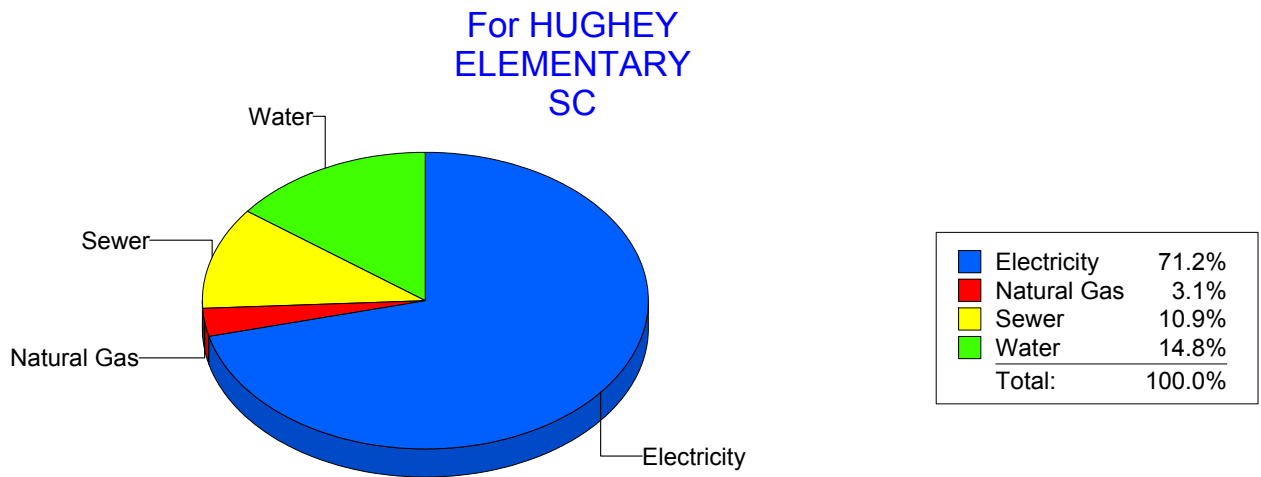
Energy CAP

Cost Avoidance Program

Cost Summary Graph

Grouped by Energy Type

Energy Type	Use	Units	Meter Cost	Special Charges	Total Cost	Avg Unit Cost	% of Total Cost
Site: HUGHEY ELEMENTARY SC - HUGHEY ELEMENTARY SC							
Electricity	9,360	KWH	\$1,575.93	\$0.00	\$1,575.93	0.1684	71.18%
Natural Gas	58	CCF	\$68.86	\$0.00	\$68.86	1.1872	3.11%
Water	183	CCF	\$327.98	\$0.00	\$327.98	1.7922	14.81%
Sewer	141	CCF	\$241.31	\$0.00	\$241.31	1.7114	10.90%
Total Cost:			\$2,214.08	\$0.00	\$2,214.08		



Filters: Cost Center Name Not One Of DoNotReport; Site Name Not One Of DoNotReport; Billing Period Equal To 200907

elpaso

Energy CAP

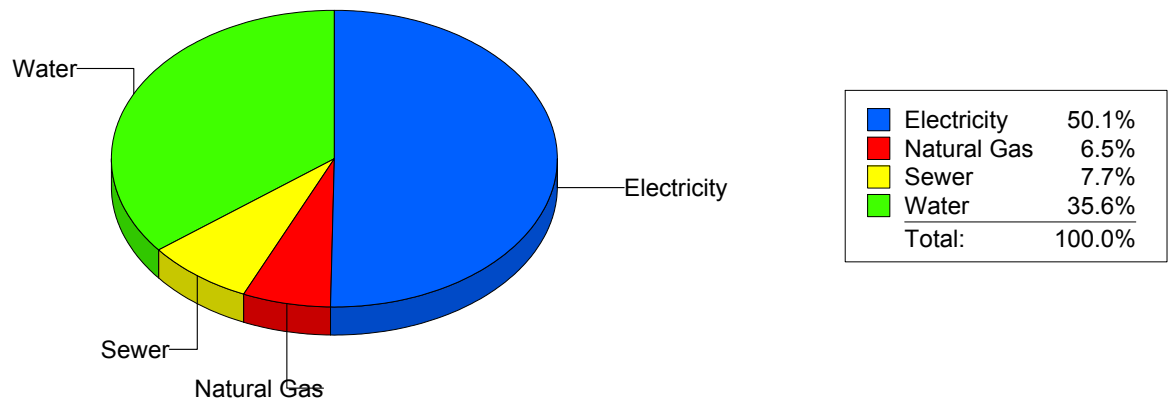
Cost Avoidance Program

Cost Summary Graph

Grouped by Energy Type

Energy Type	Use	Units	Meter Cost	Special Charges	Total Cost	Avg Unit Cost	% of Total Cost
Site: IRVIN HIGH SCHOOL - IRVIN HIGH SCHOOL							
Electricity	74,907	KWH	\$8,441.91	\$0.00	\$8,441.91	0.1127	50.14%
Natural Gas	1,469	CCF	\$1,101.70	\$0.00	\$1,101.70	0.7500	6.54%
Water	2,581	CCF	\$5,993.95	\$0.00	\$5,993.95	2.3223	35.60%
Sewer	914	CCF	\$1,298.39	\$0.00	\$1,298.39	1.4206	7.71%
Total Cost:			\$16,835.95	\$0.00	\$16,835.95		

For IRVIN HIGH SCHOOL



Filters: Cost Center Name Not One Of DoNotReport; Site Name Not One Of DoNotReport; Billing Period Equal To 200907

elpaso

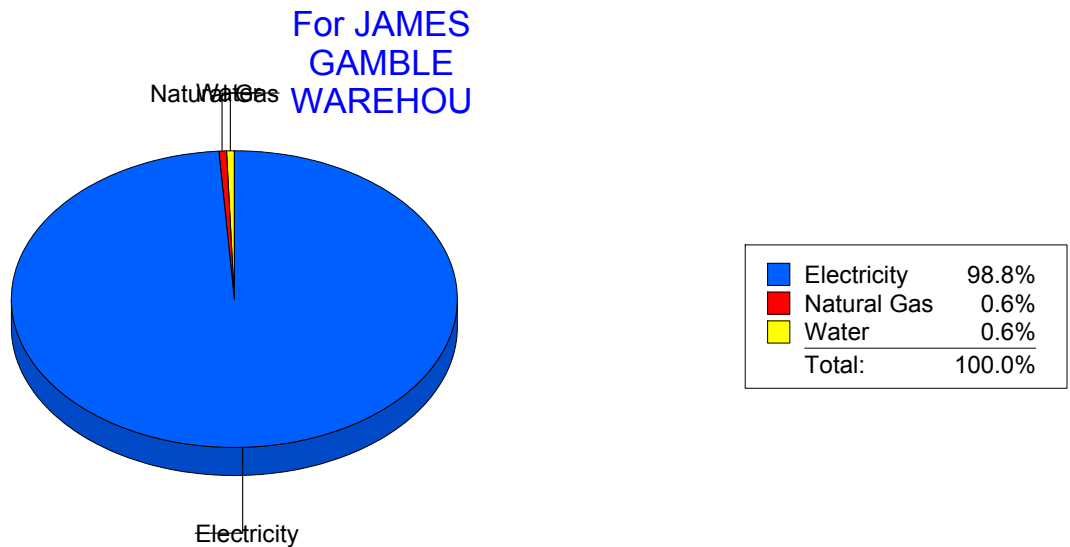
Energy CAP

Cost Avoidance Program

Cost Summary Graph

Grouped by Energy Type

Energy Type	Use	Units	Meter Cost	Special Charges	Total Cost	Avg Unit Cost	% of Total Cost
Site: JAMES GAMBLE WAREHOU - JAMES GAMBLE WAREHOU							
Electricity	52,400	KWH	\$6,266.61	\$0.00	\$6,266.61	0.1196	98.81%
Natural Gas	10	CCF	\$39.22	\$0.00	\$39.22	3.9220	0.62%
Water	0	CCF	\$36.36	\$0.00	\$36.36	0.0000	0.57%
Total Cost:			\$6,342.19	\$0.00	\$6,342.19		



Filters: Cost Center Name Not One Of DoNotReport; Site Name Not One Of DoNotReport; Billing Period Equal To 200907

elpaso

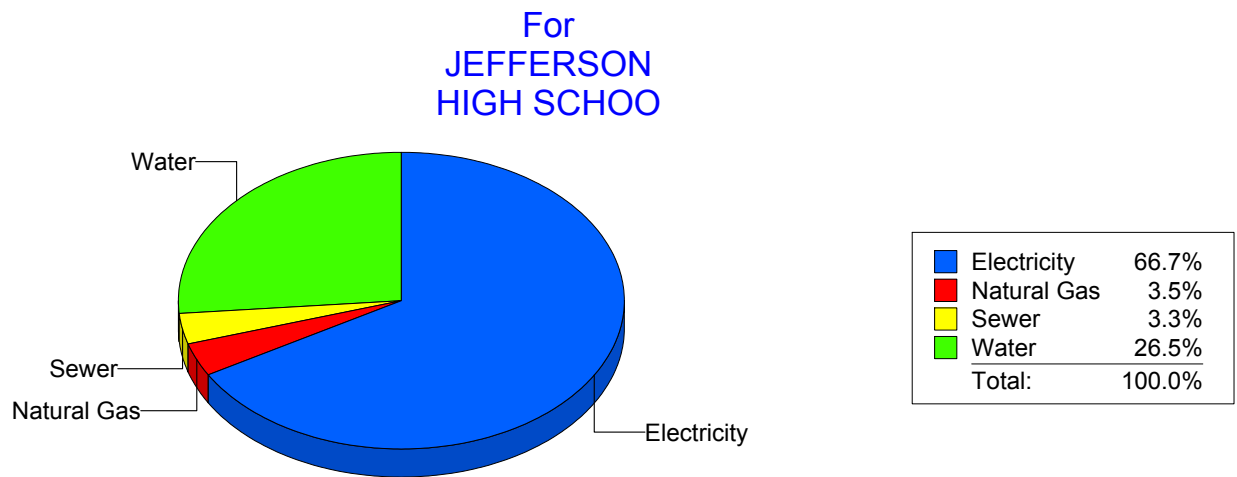
Energy CAP

Cost Avoidance Program

Cost Summary Graph

Grouped by Energy Type

Energy Type	Use	Units	Meter Cost	Special Charges	Total Cost	Avg Unit Cost	% of Total Cost
Site: JEFFERSON HIGH SCHOO - JEFFERSON HIGH SCHOO							
Electricity	105,648	KWH	\$13,109.83	\$0.00	\$13,109.83	0.1241	66.73%
Natural Gas	647	CCF	\$693.06	\$0.00	\$693.06	1.0712	3.53%
Water	2,154	CCF	\$5,199.89	\$0.00	\$5,199.89	2.4141	26.47%
Sewer	236	CCF	\$644.27	\$0.00	\$644.27	2.7300	3.28%
Total Cost:			\$19,647.05	\$0.00	\$19,647.05		



Filters: Cost Center Name Not One Of DoNotReport; Site Name Not One Of DoNotReport; Billing Period Equal To 200907

elpaso

Energy CAP

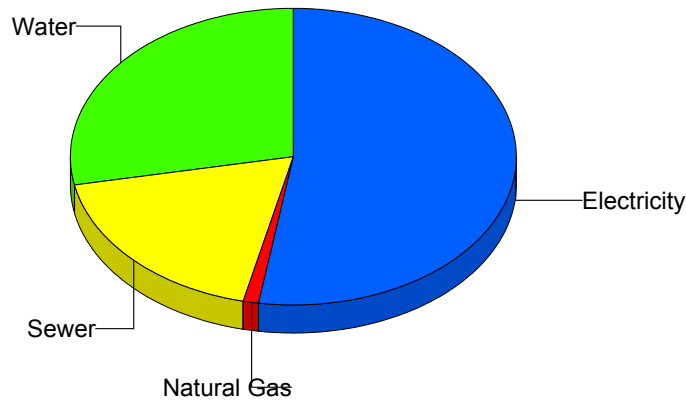
Cost Avoidance Program

Cost Summary Graph

Grouped by Energy Type

Energy Type	Use	Units	Meter Cost	Special Charges	Total Cost	Avg Unit Cost	% of Total Cost
Site: KOHLBERG ELEMENTARY - KOHLBERG ELEMENTARY							
Electricity	14,860	KWH	\$1,863.88	\$0.00	\$1,863.88	0.1254	52.40%
Natural Gas	14	CCF	\$41.94	\$0.00	\$41.94	2.9957	1.18%
Water	561	CCF	\$1,002.78	\$0.00	\$1,002.78	1.7875	28.19%
Sewer	363	CCF	\$648.10	\$0.00	\$648.10	1.7854	18.22%
Total Cost:			\$3,556.70	\$0.00	\$3,556.70		

For
KOHLBERG
ELEMENTARY



Electricity	52.4%
Natural Gas	1.2%
Sewer	18.2%
Water	28.2%
Total:	100.0%

Filters: Cost Center Name Not One Of DoNotReport; Site Name Not One Of DoNotReport; Billing Period Equal To 200907

elpaso

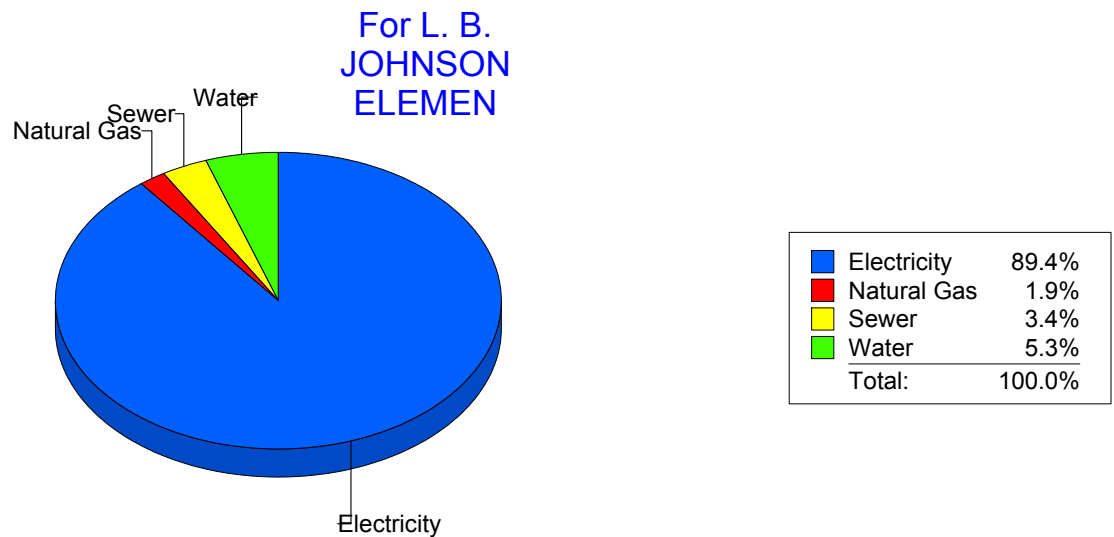
Energy CAP

Cost Avoidance Program

Cost Summary Graph

Grouped by Energy Type

Energy Type	Use	Units	Meter Cost	Special Charges	Total Cost	Avg Unit Cost	% of Total Cost
Site: L. B. JOHNSON ELEMEN - L. B. JOHNSON ELEMEN							
Electricity	57,450	KWH	\$7,269.29	\$0.00	\$7,269.29	0.1265	89.44%
Natural Gas	136	CCF	\$153.60	\$0.00	\$153.60	1.1294	1.89%
Water	266	CCF	\$428.21	\$0.00	\$428.21	1.6098	5.27%
Sewer	109	CCF	\$276.04	\$0.00	\$276.04	2.5325	3.40%
Total Cost:			\$8,127.14	\$0.00	\$8,127.14		



Filters: Cost Center Name Not One Of DoNotReport; Site Name Not One Of DoNotReport; Billing Period Equal To 200907

elpaso

Energy CAP

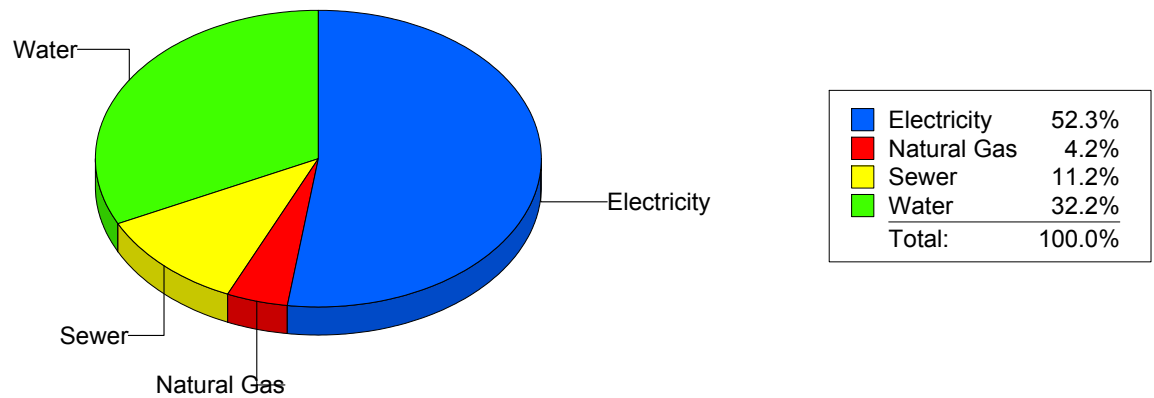
Cost Avoidance Program

Cost Summary Graph

Grouped by Energy Type

Energy Type	Use	Units	Meter Cost	Special Charges	Total Cost	Avg Unit Cost	% of Total Cost
Site: LAMAR ELEMENTARY SCH - LAMAR ELEMENTARY SCH							
Electricity	18,300	KWH	\$2,918.67	\$0.00	\$2,918.67	0.1595	52.35%
Natural Gas	202	CCF	\$235.34	\$0.00	\$235.34	1.1650	4.22%
Water	616	CCF	\$1,797.24	\$0.00	\$1,797.24	2.9176	32.23%
Sewer	226	CCF	\$624.48	\$0.00	\$624.48	2.7632	11.20%
Total Cost:			\$5,575.73	\$0.00	\$5,575.73		

For LAMAR
ELEMENTARY
SCH



Filters: Cost Center Name Not One Of DoNotReport; Site Name Not One Of DoNotReport; Billing Period Equal To 200907

elpaso

Energy CAP

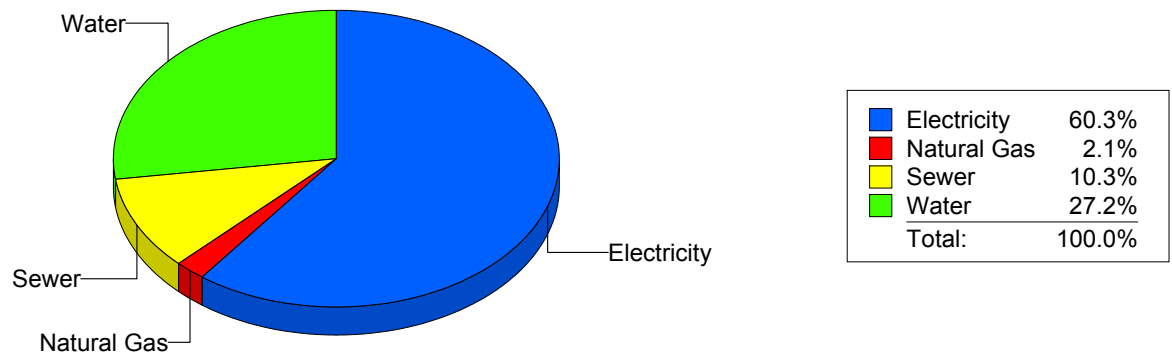
Cost Avoidance Program

Cost Summary Graph

Grouped by Energy Type

Energy Type	Use	Units	Meter Cost	Special Charges	Total Cost	Avg Unit Cost	% of Total Cost
Site: LEE ELEMENTARY - LEE ELEMENTARY							
Electricity	16,423	KWH	\$2,437.44	\$0.00	\$2,437.44	0.1484	60.34%
Natural Gas	0	CCF	\$85.43	\$0.00	\$85.43	0.0000	2.11%
Water	360	CCF	\$1,098.92	\$0.00	\$1,098.92	3.0526	27.21%
Sewer	107	CCF	\$417.54	\$0.00	\$417.54	3.9022	10.34%
Total Cost:			\$4,039.33	\$0.00	\$4,039.33		

For LEE
ELEMENTARY



Filters: Cost Center Name Not One Of DoNotReport; Site Name Not One Of DoNotReport; Billing Period Equal To 200907

el Paso

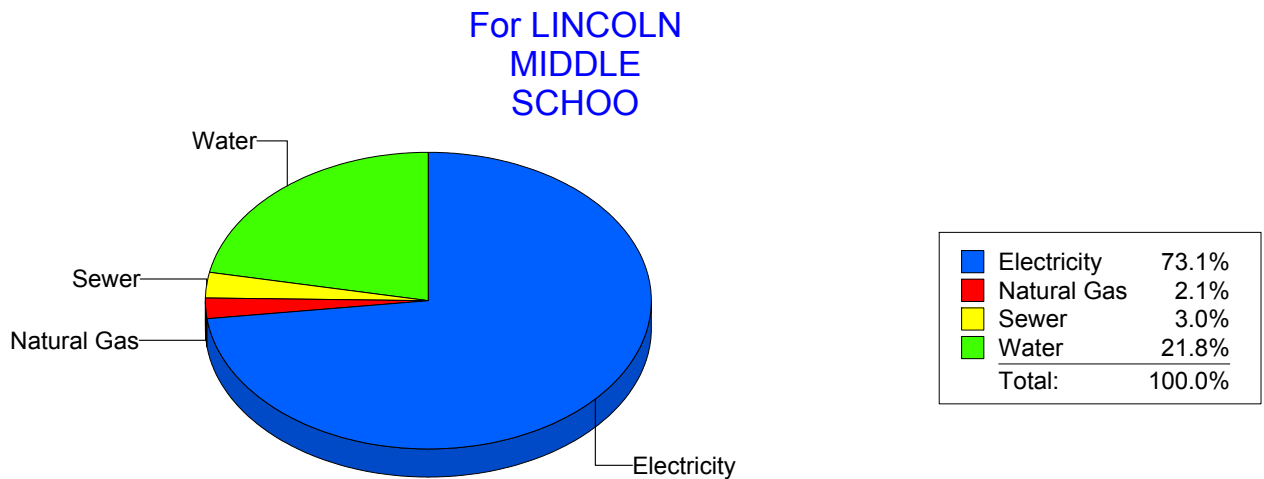
Energy CAP

Cost Avoidance Program

Cost Summary Graph

Grouped by Energy Type

Energy Type	Use	Units	Meter Cost	Special Charges	Total Cost	Avg Unit Cost	% of Total Cost
Site: LINCOLN MIDDLE SCHOO - LINCOLN MIDDLE SCHOO							
Electricity	72,300	KWH	\$10,836.55	\$0.00	\$10,836.55	0.1499	73.05%
Natural Gas	400	CCF	\$312.30	\$0.00	\$312.30	0.7808	2.11%
Water	1,009	CCF	\$3,235.31	\$0.00	\$3,235.31	3.2065	21.81%
Sewer	246	CCF	\$450.03	\$0.00	\$450.03	1.8294	3.03%
Total Cost:			\$14,834.19	\$0.00	\$14,834.19		



Filters: Cost Center Name Not One Of DoNotReport; Site Name Not One Of DoNotReport; Billing Period Equal To 200907

elpaso

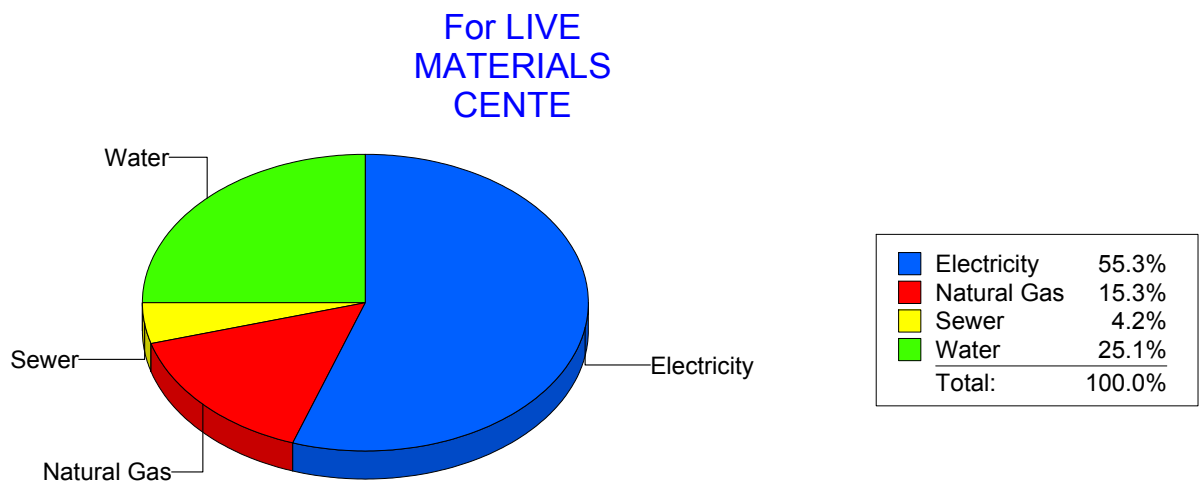
Energy CAP

Cost Avoidance Program

Cost Summary Graph

Grouped by Energy Type

Energy Type	Use	Units	Meter Cost	Special Charges	Total Cost	Avg Unit Cost	% of Total Cost
Site: LIVE MATERIALS CENTE - LIVE MATERIALS CENTE							
Electricity	1,605	KWH	\$280.83	\$0.00	\$280.83	0.1750	55.33%
Natural Gas	18	CCF	\$77.77	\$0.00	\$77.77	4.3206	15.32%
Water	30	CCF	\$127.42	\$0.00	\$127.42	4.2473	25.11%
Sewer	2	CCF	\$21.49	\$0.00	\$21.49	10.7450	4.23%
Total Cost:			\$507.51	\$0.00	\$507.51		



Filters: Cost Center Name Not One Of DoNotReport; Site Name Not One Of DoNotReport; Billing Period Equal To 200907

elpaso

Energy CAP

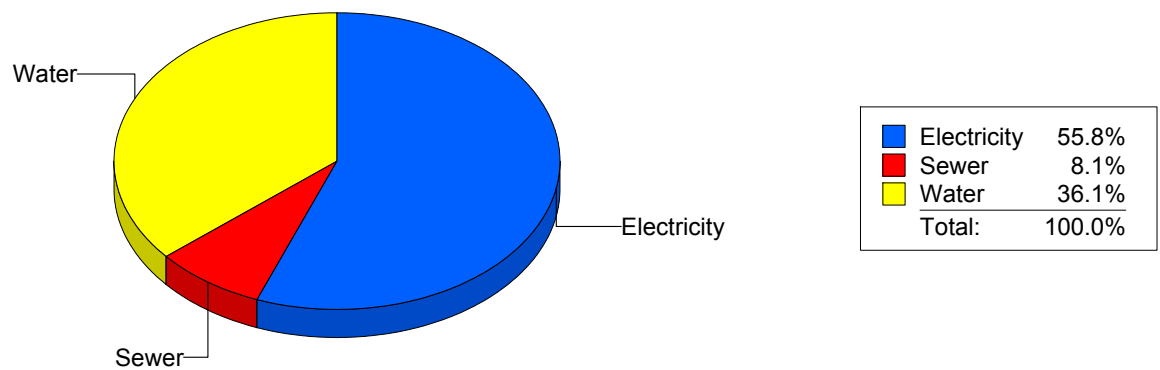
Cost Avoidance Program

Cost Summary Graph

Grouped by Energy Type

Energy Type	Use	Units	Meter Cost	Special Charges	Total Cost	Avg Unit Cost	% of Total Cost
Site: LOGAN ELEMENTARY - LOGAN ELEMENTARY							
Electricity	9,200	KWH	\$1,333.68	\$0.00	\$1,333.68	0.1450	55.79%
Water	319	CCF	\$863.76	\$0.00	\$863.76	2.7077	36.13%
Sewer	103	CCF	\$193.05	\$0.00	\$193.05	1.8743	8.08%
Total Cost:			\$2,390.49	\$0.00	\$2,390.49		

For LOGAN
ELEMENTARY



Filters: Cost Center Name Not One Of DoNotReport; Site Name Not One Of DoNotReport; Billing Period Equal To 200907

elpaso

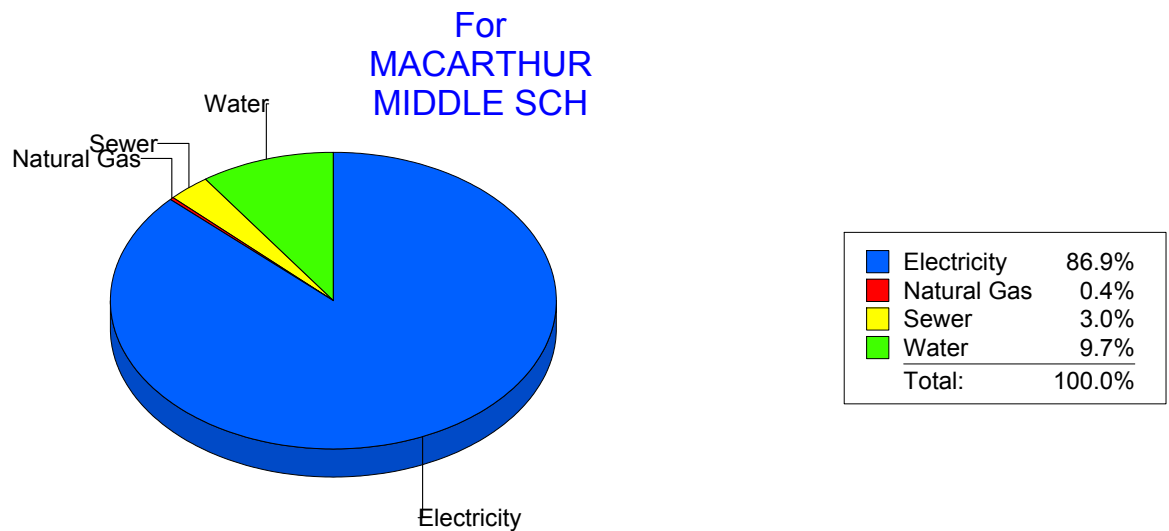
Energy CAP

Cost Avoidance Program

Cost Summary Graph

Grouped by Energy Type

Energy Type	Use	Units	Meter Cost	Special Charges	Total Cost	Avg Unit Cost	% of Total Cost
Site: MACARTHUR MIDDLE SCH - MACARTHUR MIDDLE SCH							
Electricity	45,306	KWH	\$7,690.81	\$0.00	\$7,690.81	0.1698	86.90%
Natural Gas	4	CCF	\$35.83	\$0.00	\$35.83	8.9575	0.40%
Water	261	CCF	\$860.62	\$0.00	\$860.62	3.2974	9.72%
Sewer	99	CCF	\$263.34	\$0.00	\$263.34	2.6600	2.98%
Total Cost:			\$8,850.60	\$0.00	\$8,850.60		



Filters: Cost Center Name Not One Of DoNotReport; Site Name Not One Of DoNotReport; Billing Period Equal To 200907

elpaso

Energy CAP

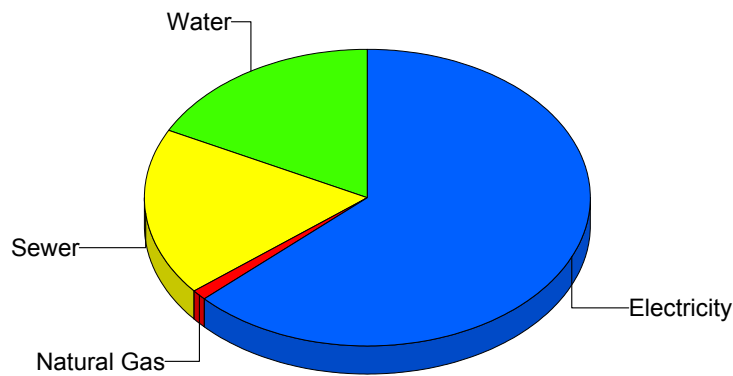
Cost Avoidance Program

Cost Summary Graph

Grouped by Energy Type

Energy Type	Use	Units	Meter Cost	Special Charges	Total Cost	Avg Unit Cost	% of Total Cost
Site: MAGOFFIN MIDDLE SCHO - MAGOFFIN MIDDLE SCHO							
Electricity	11,544	KWH	\$2,047.29	\$0.00	\$2,047.29	0.1773	63.06%
Natural Gas	0	CCF	\$33.38	\$0.00	\$33.38	0.0000	1.03%
Water	120	CCF	\$567.76	\$0.00	\$567.76	4.7313	17.49%
Sewer	304	CCF	\$598.03	\$0.00	\$598.03	1.9672	18.42%
Total Cost:			\$3,246.46	\$0.00	\$3,246.46		

For MAGOFFIN
MIDDLE SCHO



Electricity	63.1%
Natural Gas	1.0%
Sewer	18.4%
Water	17.5%
Total:	100.0%

Filters: Cost Center Name Not One Of DoNotReport; Site Name Not One Of DoNotReport; Billing Period Equal To 200907

el Paso

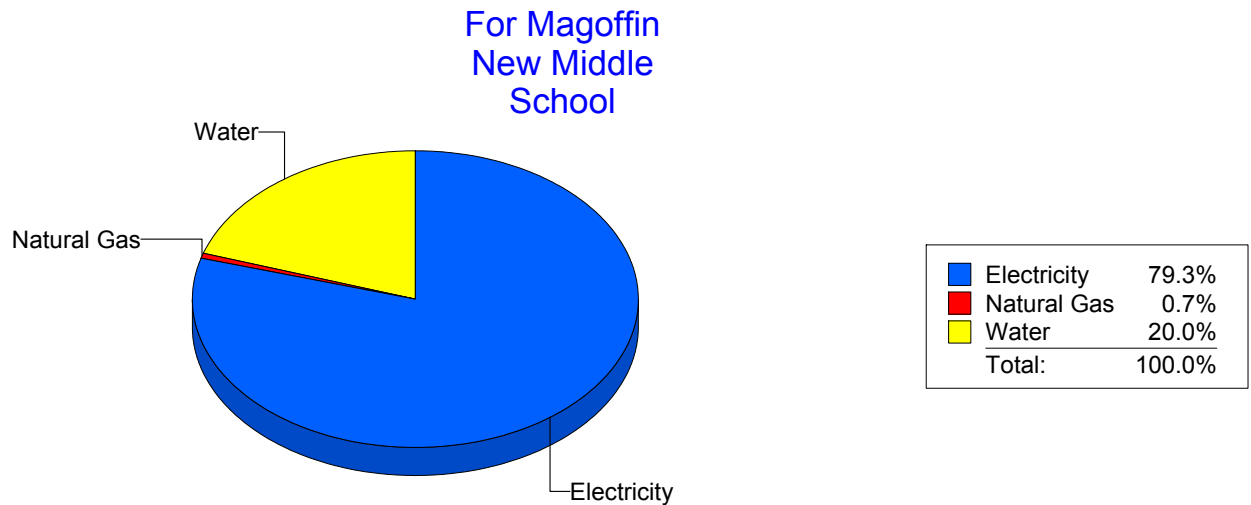
Energy CAP

Cost Avoidance Program

Cost Summary Graph

Grouped by Energy Type

Energy Type	Use	Units	Meter Cost	Special Charges	Total Cost	Avg Unit Cost	% of Total Cost
Site: MAGOFFINMIDDLESCHOOLN047 - Magoffin New Middle School							
Electricity	156,600	KWH	\$14,159.97	\$0.00	\$14,159.97	0.0904	79.34%
Natural Gas	144	CCF	\$126.48	\$0.00	\$126.48	0.8783	0.71%
Water	984	CCF	\$3,560.91	\$0.00	\$3,560.91	3.6188	19.95%
Total Cost:			\$17,847.36	\$0.00	\$17,847.36		



Filters: Cost Center Name Not One Of DoNotReport; Site Name Not One Of DoNotReport; Billing Period Equal To 200907

elpaso

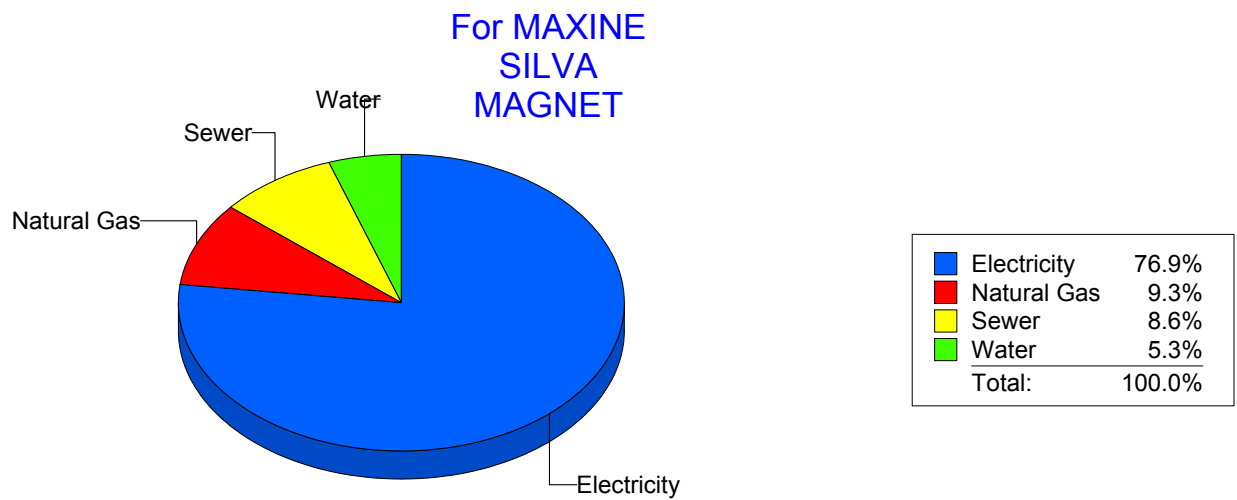
Energy CAP

Cost Avoidance Program

Cost Summary Graph

Grouped by Energy Type

Energy Type	Use	Units	Meter Cost	Special Charges	Total Cost	Avg Unit Cost	% of Total Cost
Site: MAXINE SILVA MAGNET - MAXINE SILVA MAGNET							
Electricity	61,500	KWH	\$7,260.39	\$0.00	\$7,260.39	0.1181	76.85%
Natural Gas	1,195	CCF	\$875.14	\$0.00	\$875.14	0.7323	9.26%
Water	243	CCF	\$499.37	\$0.00	\$499.37	2.0550	5.29%
Sewer	531	CCF	\$811.98	\$0.00	\$811.98	1.5292	8.60%
Total Cost:			\$9,446.88	\$0.00	\$9,446.88		



Filters: Cost Center Name Not One Of DoNotReport; Site Name Not One Of DoNotReport; Billing Period Equal To 200907

elpaso

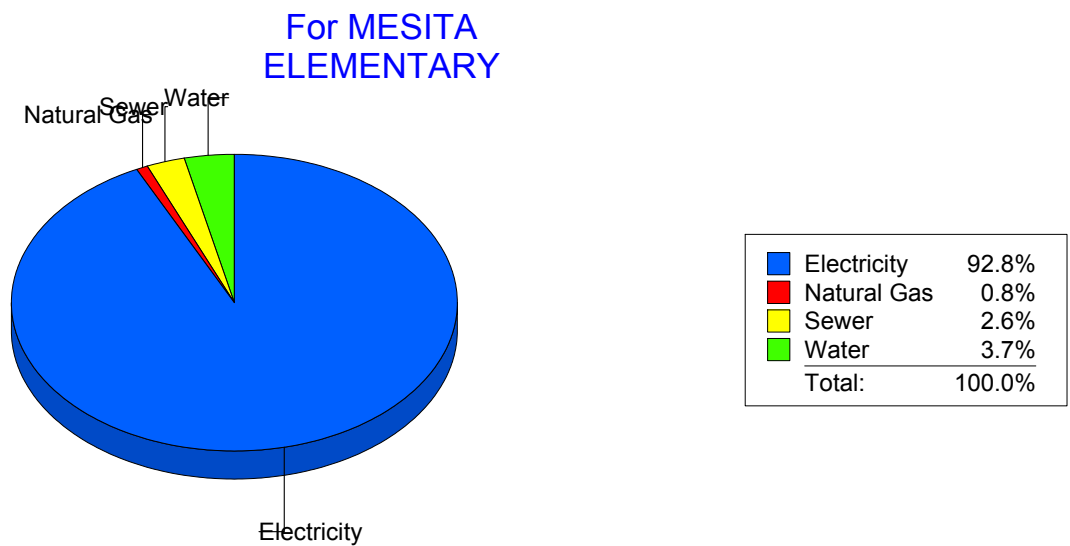
Energy CAP

Cost Avoidance Program

Cost Summary Graph

Grouped by Energy Type

Energy Type	Use	Units	Meter Cost	Special Charges	Total Cost	Avg Unit Cost	% of Total Cost
Site: MESITA ELEMENTARY - MESITA ELEMENTARY							
Electricity	75,840	KWH	\$11,369.58	\$0.00	\$11,369.58	0.1499	92.81%
Natural Gas	61	CCF	\$104.08	\$0.00	\$104.08	1.7062	0.85%
Water	35	CCF	\$458.76	\$0.00	\$458.76	13.1074	3.75%
Sewer	83	CCF	\$317.36	\$0.00	\$317.36	3.8236	2.59%
Total Cost:			\$12,249.78	\$0.00	\$12,249.78		



Filters: Cost Center Name Not One Of DoNotReport; Site Name Not One Of DoNotReport; Billing Period Equal To 200907

elpaso

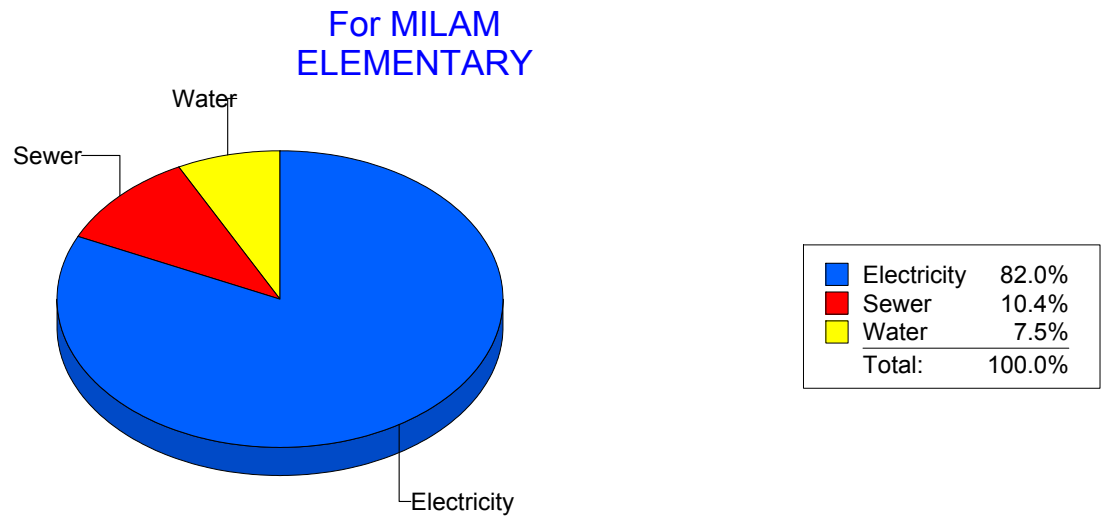
Energy CAP

Cost Avoidance Program

Cost Summary Graph

Grouped by Energy Type

Energy Type	Use	Units	Meter Cost	Special Charges	Total Cost	Avg Unit Cost	% of Total Cost
Site: MILAM ELEMENTARY - MILAM ELEMENTARY							
Electricity	9,840	KWH	\$1,822.23	\$0.00	\$1,822.23	0.1852	82.04%
Water	29	CCF	\$167.24	\$0.00	\$167.24	5.7669	7.53%
Sewer	74	CCF	\$231.59	\$0.00	\$231.59	3.1296	10.43%
Total Cost:			\$2,221.06	\$0.00	\$2,221.06		



Filters: Cost Center Name Not One Of DoNotReport; Site Name Not One Of DoNotReport; Billing Period Equal To 200907

elpaso

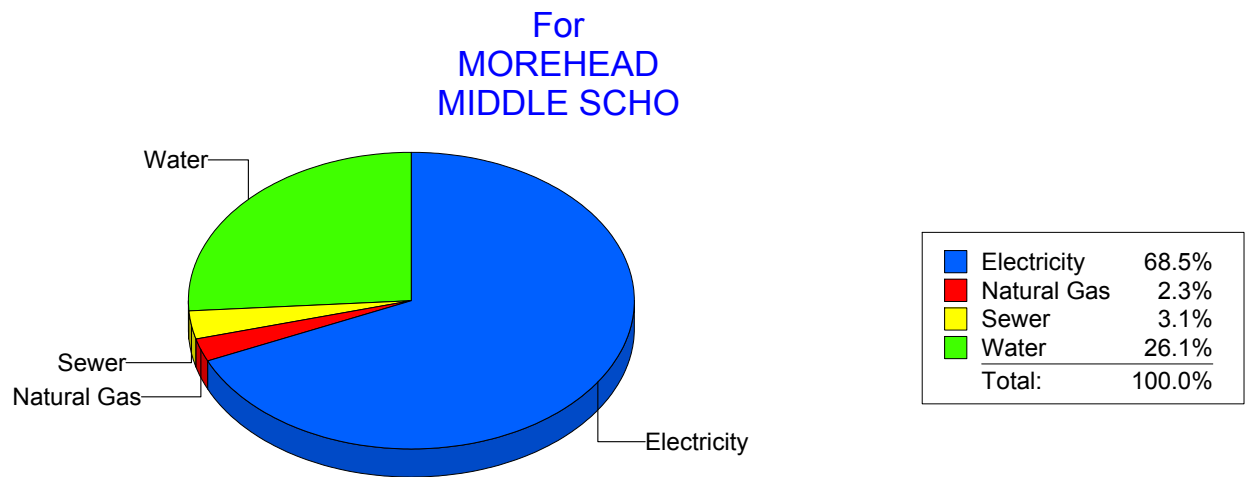
Energy CAP

Cost Avoidance Program

Cost Summary Graph

Grouped by Energy Type

Energy Type	Use	Units	Meter Cost	Special Charges	Total Cost	Avg Unit Cost	% of Total Cost
Site: MOREHEAD MIDDLE SCHO - MOREHEAD MIDDLE SCHO							
Electricity	89,344	KWH	\$8,883.50	\$0.00	\$8,883.50	0.0994	68.47%
Natural Gas	389	CCF	\$304.30	\$0.00	\$304.30	0.7823	2.35%
Water	1,425	CCF	\$3,386.01	\$0.00	\$3,386.01	2.3761	26.10%
Sewer	149	CCF	\$401.18	\$0.00	\$401.18	2.6925	3.09%
Total Cost:			\$12,974.99	\$0.00	\$12,974.99		



Filters: Cost Center Name Not One Of DoNotReport; Site Name Not One Of DoNotReport; Billing Period Equal To 200907

elpaso

Energy CAP

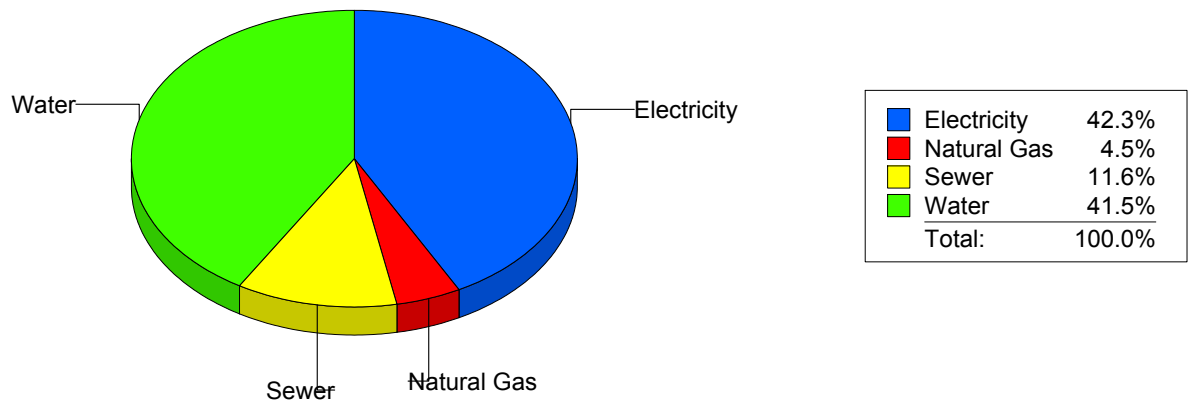
Cost Avoidance Program

Cost Summary Graph

Grouped by Energy Type

Energy Type	Use	Units	Meter Cost	Special Charges	Total Cost	Avg Unit Cost	% of Total Cost
Site: NEWMAN ELEMENTARY - NEWMAN ELEMENTARY							
Electricity	11,297	KWH	\$1,375.27	\$0.00	\$1,375.27	0.1217	42.33%
Natural Gas	76	CCF	\$146.63	\$0.00	\$146.63	1.9293	4.51%
Water	559	CCF	\$1,348.75	\$0.00	\$1,348.75	2.4128	41.51%
Sewer	210	CCF	\$378.42	\$0.00	\$378.42	1.8020	11.65%
Total Cost:			\$3,249.07	\$0.00	\$3,249.07		

For NEWMAN
ELEMENTARY



Filters: Cost Center Name Not One Of DoNotReport; Site Name Not One Of DoNotReport; Billing Period Equal To 200907

elpaso

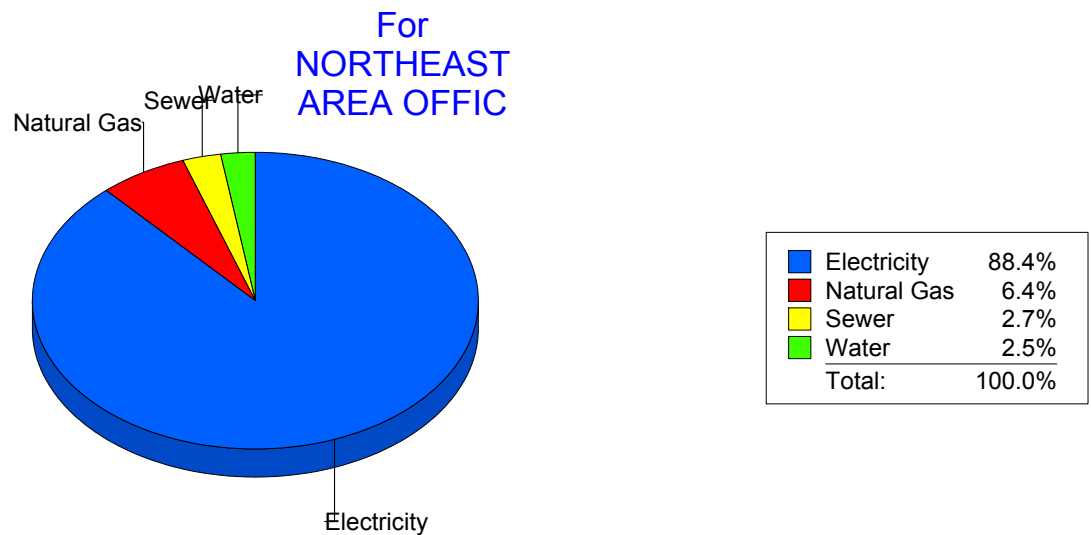
Energy CAP

Cost Avoidance Program

Cost Summary Graph

Grouped by Energy Type

Energy Type	Use	Units	Meter Cost	Special Charges	Total Cost	Avg Unit Cost	% of Total Cost
Site: NORTHEAST AREA OFFIC - NORTHEAST AREA OFFIC							
Electricity	16,840	KWH	\$1,625.68	\$0.00	\$1,625.68	0.0965	88.45%
Natural Gas	28	CCF	\$117.27	\$0.00	\$117.27	4.1882	6.38%
Water	2	CCF	\$45.70	\$0.00	\$45.70	22.8500	2.49%
Sewer	6	CCF	\$49.33	\$0.00	\$49.33	8.2217	2.68%
Total Cost:			\$1,837.98	\$0.00	\$1,837.98		



Filters: Cost Center Name Not One Of DoNotReport; Site Name Not One Of DoNotReport; Billing Period Equal To 200907

elpaso


Energy CAP

Cost Avoidance Program

Cost Summary Graph

Grouped by Energy Type

Energy Type	Use	Units	Meter Cost	Special Charges	Total Cost	Avg Unit Cost	% of Total Cost
Site: NORTHEAST AREA TRANS - NORTHEAST AREA TRANS							
Electricity	6,787	KWH	\$708.23	\$0.00	\$708.23	0.1044	36.02%
Natural Gas	27	CCF	\$83.27	\$0.00	\$83.27	3.0841	4.23%
Water	252	CCF	\$866.32	\$0.00	\$866.32	3.4378	44.06%
Sewer	76	CCF	\$308.47	\$0.00	\$308.47	4.0588	15.69%
Total Cost:			\$1,966.29	\$0.00	\$1,966.29		



Filters: Cost Center Name Not One Of DoNotReport; Site Name Not One Of DoNotReport; Billing Period Equal To 200907

elpaso

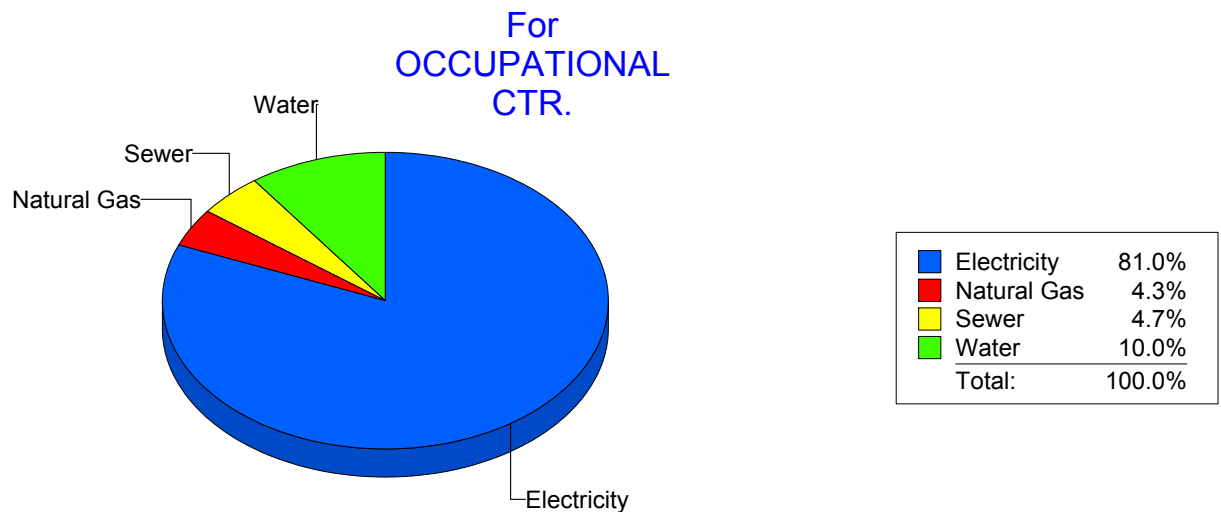
Energy CAP

Cost Avoidance Program

Cost Summary Graph

Grouped by Energy Type

Energy Type	Use	Units	Meter Cost	Special Charges	Total Cost	Avg Unit Cost	% of Total Cost
Site: OCCUPATIONAL CTR. - OCCUPATIONAL CTR.							
Electricity	9,300	KWH	\$1,274.77	\$0.00	\$1,274.77	0.1371	81.02%
Natural Gas	56	CCF	\$67.63	\$0.00	\$67.63	1.2077	4.30%
Water	24	CCF	\$157.48	\$0.00	\$157.48	6.5617	10.01%
Sewer	19	CCF	\$73.61	\$0.00	\$73.61	3.8742	4.68%
Total Cost:			\$1,573.49	\$0.00	\$1,573.49		



Filters: Cost Center Name Not One Of DoNotReport; Site Name Not One Of DoNotReport; Billing Period Equal To 200907

elpaso

Energy CAP

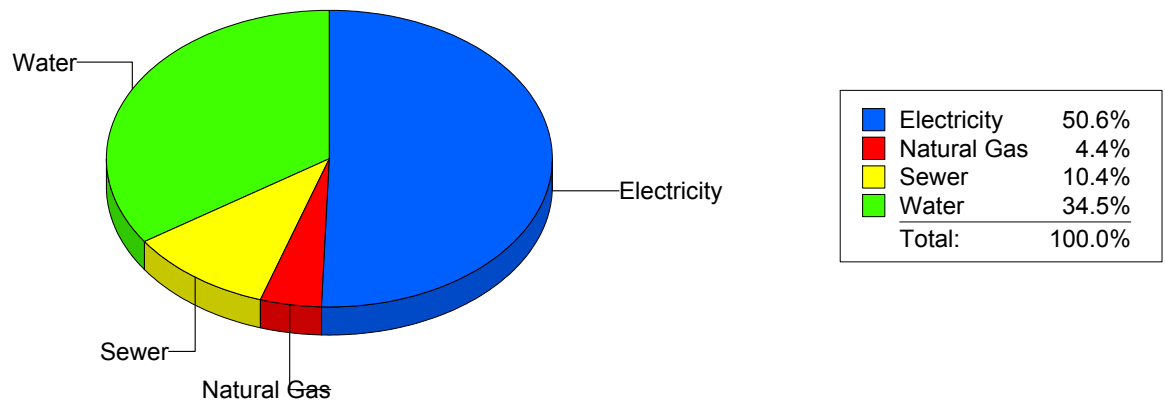
Cost Avoidance Program

Cost Summary Graph

Grouped by Energy Type

Energy Type	Use	Units	Meter Cost	Special Charges	Total Cost	Avg Unit Cost	% of Total Cost
Site: PARK ELEMENTARY - PARK ELEMENTARY							
Electricity	10,290	KWH	\$1,545.31	\$0.00	\$1,545.31	0.1502	50.65%
Natural Gas	56	CCF	\$134.45	\$0.00	\$134.45	2.4009	4.41%
Water	309	CCF	\$1,052.75	\$0.00	\$1,052.75	3.4070	34.50%
Sewer	114	CCF	\$318.74	\$0.00	\$318.74	2.7960	10.45%
Total Cost:			\$3,051.25	\$0.00	\$3,051.25		

For PARK
ELEMENTARY



Filters: Cost Center Name Not One Of DoNotReport; Site Name Not One Of DoNotReport; Billing Period Equal To 200907

elpaso

Energy CAP

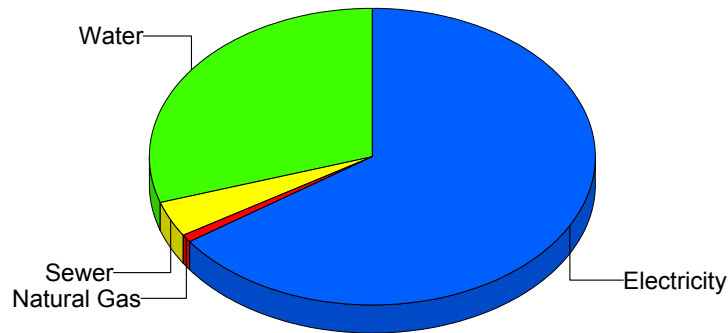
Cost Avoidance Program

Cost Summary Graph

Grouped by Energy Type

Energy Type	Use	Units	Meter Cost	Special Charges	Total Cost	Avg Unit Cost	% of Total Cost
Site: PAUL MORENO - PAUL MORENO							
Electricity	36,600	KWH	\$5,604.22	\$0.00	\$5,604.22	0.1531	65.33%
Natural Gas	0	CCF	\$66.76	\$0.00	\$66.76	0.0000	0.78%
Water	531	CCF	\$2,584.85	\$0.00	\$2,584.85	4.8679	30.13%
Sewer	107	CCF	\$322.98	\$0.00	\$322.98	3.0185	3.76%
Total Cost:			\$8,578.81	\$0.00	\$8,578.81		

For PAUL
MORENO



Electricity	65.3%
Natural Gas	0.8%
Sewer	3.8%
Water	30.1%
Total:	100.0%

Filters: Cost Center Name Not One Of DoNotReport; Site Name Not One Of DoNotReport; Billing Period Equal To 200907

elpaso

Energy CAP

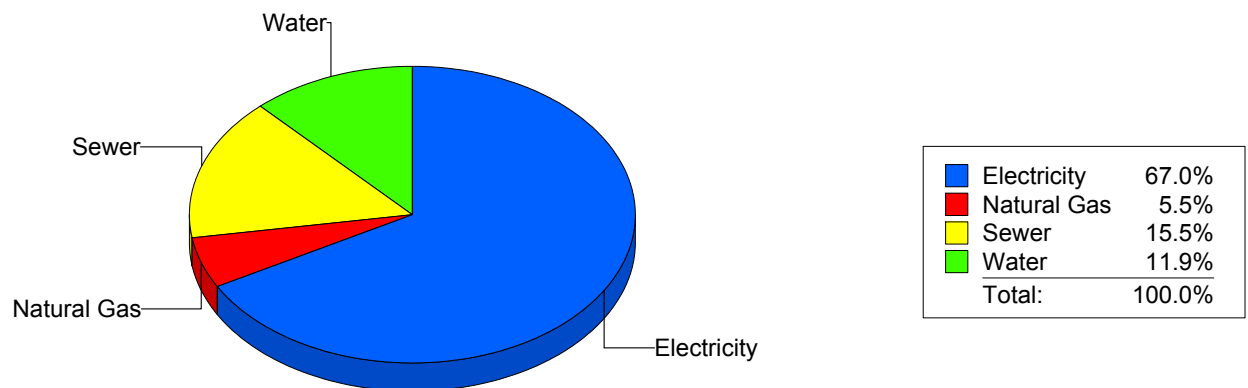
Cost Avoidance Program

Cost Summary Graph

Grouped by Energy Type

Energy Type	Use	Units	Meter Cost	Special Charges	Total Cost	Avg Unit Cost	% of Total Cost
Site: POLK ELEMENTARY - POLK ELEMENTARY							
Electricity	8,300	KWH	\$1,513.44	\$0.00	\$1,513.44	0.1823	67.03%
Natural Gas	95	CCF	\$124.87	\$0.00	\$124.87	1.3144	5.53%
Water	99	CCF	\$268.74	\$0.00	\$268.74	2.7145	11.90%
Sewer	168	CCF	\$350.97	\$0.00	\$350.97	2.0891	15.54%
Total Cost:			\$2,258.02	\$0.00	\$2,258.02		

For POLK
ELEMENTARY



Filters: Cost Center Name Not One Of DoNotReport; Site Name Not One Of DoNotReport; Billing Period Equal To 200907

elpaso

Energy CAP

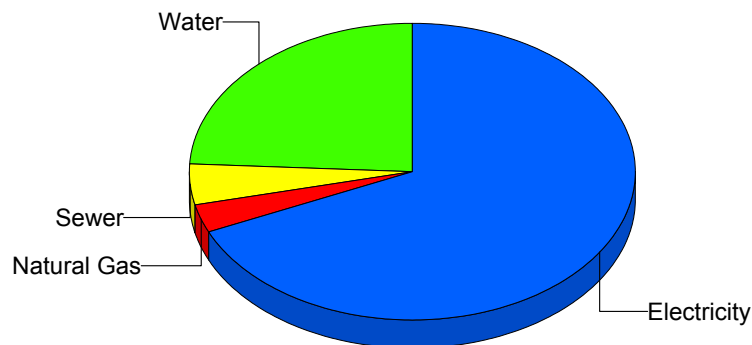
Cost Avoidance Program

Cost Summary Graph

Grouped by Energy Type

Energy Type	Use	Units	Meter Cost	Special Charges	Total Cost	Avg Unit Cost	% of Total Cost
Site: PUTNAM ELEMENTARY - PUTNAM ELEMENTARY							
Electricity	22,804	KWH	\$3,617.87	\$0.00	\$3,617.87	0.1587	68.22%
Natural Gas	156	CCF	\$168.38	\$0.00	\$168.38	1.0794	3.18%
Water	435	CCF	\$1,281.04	\$0.00	\$1,281.04	2.9449	24.16%
Sewer	126	CCF	\$235.74	\$0.00	\$235.74	1.8710	4.45%
Total Cost:			\$5,303.03	\$0.00	\$5,303.03		

For PUTNAM
ELEMENTARY



Electricity	68.2%
Natural Gas	3.2%
Sewer	4.4%
Water	24.2%
Total:	100.0%

Filters: Cost Center Name Not One Of DoNotReport; Site Name Not One Of DoNotReport; Billing Period Equal To 200907

elpaso

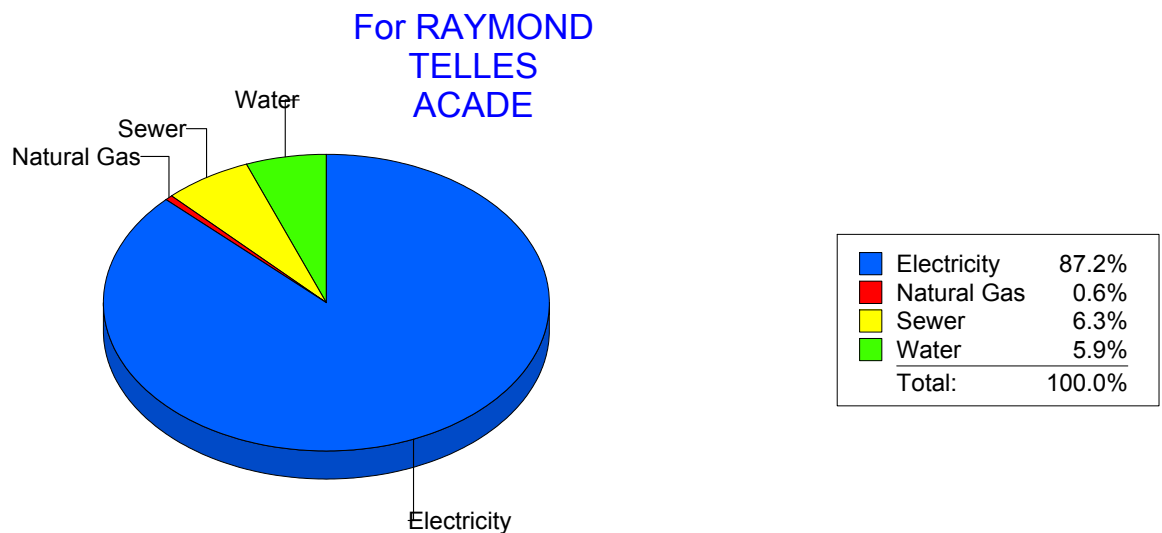
Energy CAP

Cost Avoidance Program

Cost Summary Graph

Grouped by Energy Type

Energy Type	Use	Units	Meter Cost	Special Charges	Total Cost	Avg Unit Cost	% of Total Cost
Site: RAYMOND TELLES ACADE - RAYMOND TELLES ACADE							
Electricity	45,200	KWH	\$5,472.78	\$0.00	\$5,472.78	0.1211	87.22%
Natural Gas	9	CCF	\$38.89	\$0.00	\$38.89	4.3211	0.62%
Water	154	CCF	\$370.32	\$0.00	\$370.32	2.4047	5.90%
Sewer	201	CCF	\$392.88	\$0.00	\$392.88	1.9546	6.26%
Total Cost:			\$6,274.87	\$0.00	\$6,274.87		



Filters: Cost Center Name Not One Of DoNotReport; Site Name Not One Of DoNotReport; Billing Period Equal To 200907

elpaso

Energy CAP

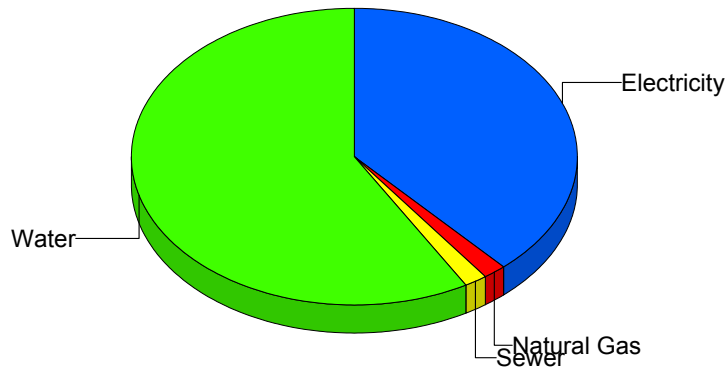
Cost Avoidance Program

Cost Summary Graph

Grouped by Energy Type

Energy Type	Use	Units	Meter Cost	Special Charges	Total Cost	Avg Unit Cost	% of Total Cost
Site: RICHARDSON MIDDLE - RICHARDSON MIDDLE							
Electricity	60,600	KWH	\$7,897.12	\$0.00	\$7,897.12	0.1303	38.30%
Natural Gas	486	CCF	\$374.71	\$0.00	\$374.71	0.7710	1.82%
Water	2,517	CCF	\$12,044.36	\$0.00	\$12,044.36	4.7852	58.41%
Sewer	132	CCF	\$305.25	\$0.00	\$305.25	2.3125	1.48%
Total Cost:			\$20,621.44	\$0.00	\$20,621.44		

For
RICHARDSON
MIDDLE



Electricity	38.3%
Natural Gas	1.8%
Sewer	1.5%
Water	58.4%
Total:	100.0%

Filters: Cost Center Name Not One Of DoNotReport; Site Name Not One Of DoNotReport; Billing Period Equal To 200907

elpaso

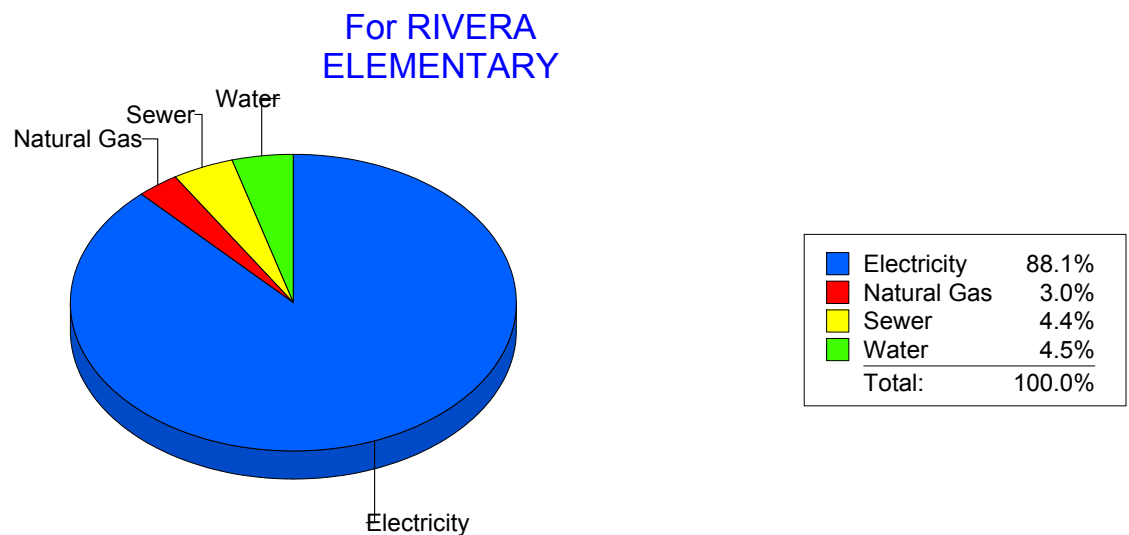
Energy CAP

Cost Avoidance Program

Cost Summary Graph

Grouped by Energy Type

Energy Type	Use	Units	Meter Cost	Special Charges	Total Cost	Avg Unit Cost	% of Total Cost
Site: RIVERA ELEMENTARY - RIVERA ELEMENTARY							
Electricity	36,000	KWH	\$5,768.71	\$0.00	\$5,768.71	0.1602	88.11%
Natural Gas	196	CCF	\$194.86	\$0.00	\$194.86	0.9942	2.98%
Water	118	CCF	\$296.29	\$0.00	\$296.29	2.5109	4.53%
Sewer	118	CCF	\$287.47	\$0.00	\$287.47	2.4362	4.39%
Total Cost:			\$6,547.33	\$0.00	\$6,547.33		



Filters: Cost Center Name Not One Of DoNotReport; Site Name Not One Of DoNotReport; Billing Period Equal To 200907

elpaso

Energy CAP

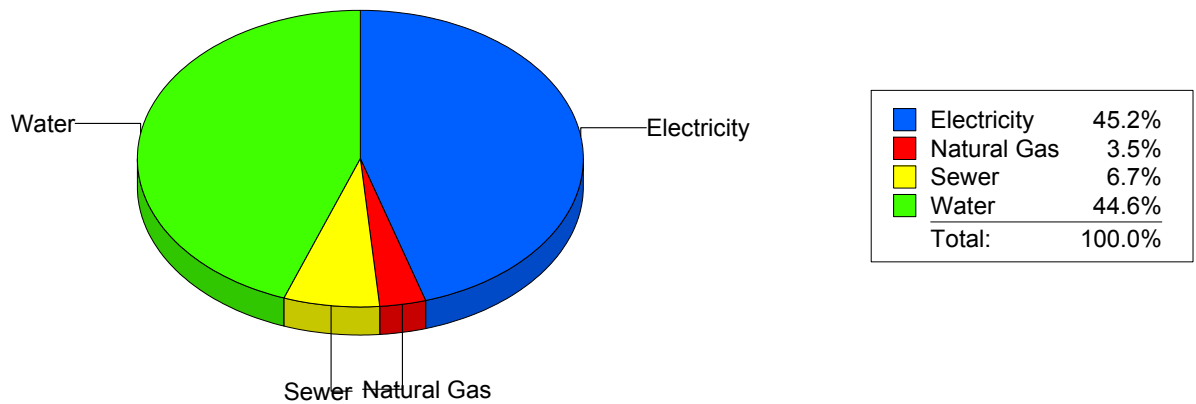
Cost Avoidance Program

Cost Summary Graph

Grouped by Energy Type

Energy Type	Use	Units	Meter Cost	Special Charges	Total Cost	Avg Unit Cost	% of Total Cost
Site: ROBERTS ELEMENTARY - ROBERTS ELEMENTARY							
Electricity	25,781	KWH	\$3,075.19	\$0.00	\$3,075.19	0.1193	45.22%
Natural Gas	256	CCF	\$238.77	\$0.00	\$238.77	0.9327	3.51%
Water	957	CCF	\$3,029.62	\$0.00	\$3,029.62	3.1657	44.55%
Sewer	243	CCF	\$456.33	\$0.00	\$456.33	1.8779	6.71%
Total Cost:			\$6,799.91	\$0.00	\$6,799.91		

For ROBERTS
ELEMENTARY



Filters: Cost Center Name Not One Of DoNotReport; Site Name Not One Of DoNotReport; Billing Period Equal To 200907

elpaso

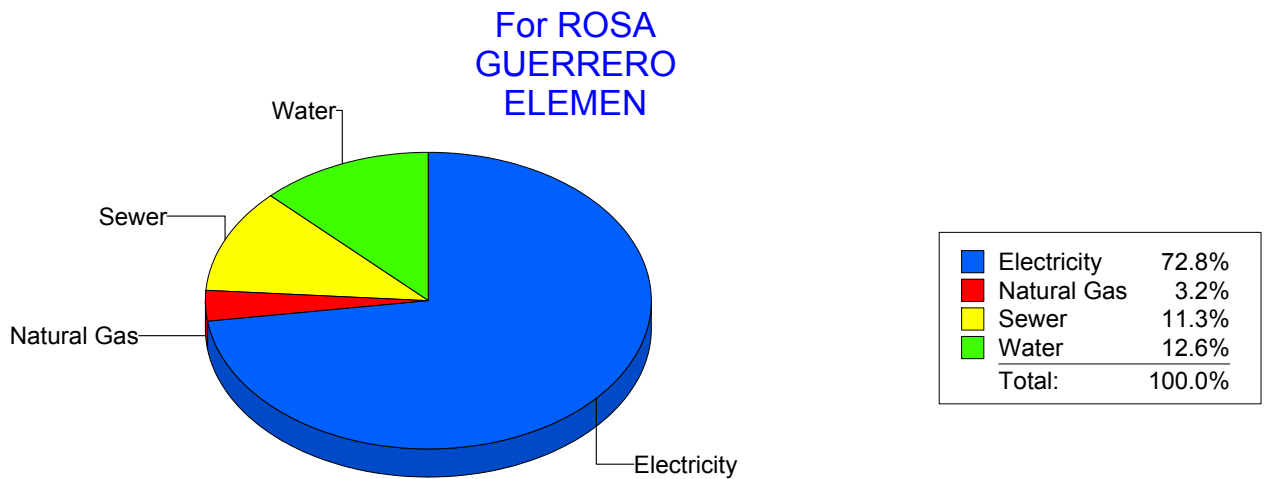
Energy CAP

Cost Avoidance Program

Cost Summary Graph

Grouped by Energy Type

Energy Type	Use	Units	Meter Cost	Special Charges	Total Cost	Avg Unit Cost	% of Total Cost
Site: ROSA GUERRERO ELEMEN - ROSA GUERRERO ELEMEN							
Electricity	21,360	KWH	\$2,533.65	\$0.00	\$2,533.65	0.1186	72.84%
Natural Gas	75	CCF	\$112.64	\$0.00	\$112.64	1.5019	3.24%
Water	178	CCF	\$439.16	\$0.00	\$439.16	2.4672	12.63%
Sewer	152	CCF	\$392.89	\$0.00	\$392.89	2.5848	11.30%
Total Cost:			\$3,478.34	\$0.00	\$3,478.34		



Filters: Cost Center Name Not One Of DoNotReport; Site Name Not One Of DoNotReport; Billing Period Equal To 200907

elpaso

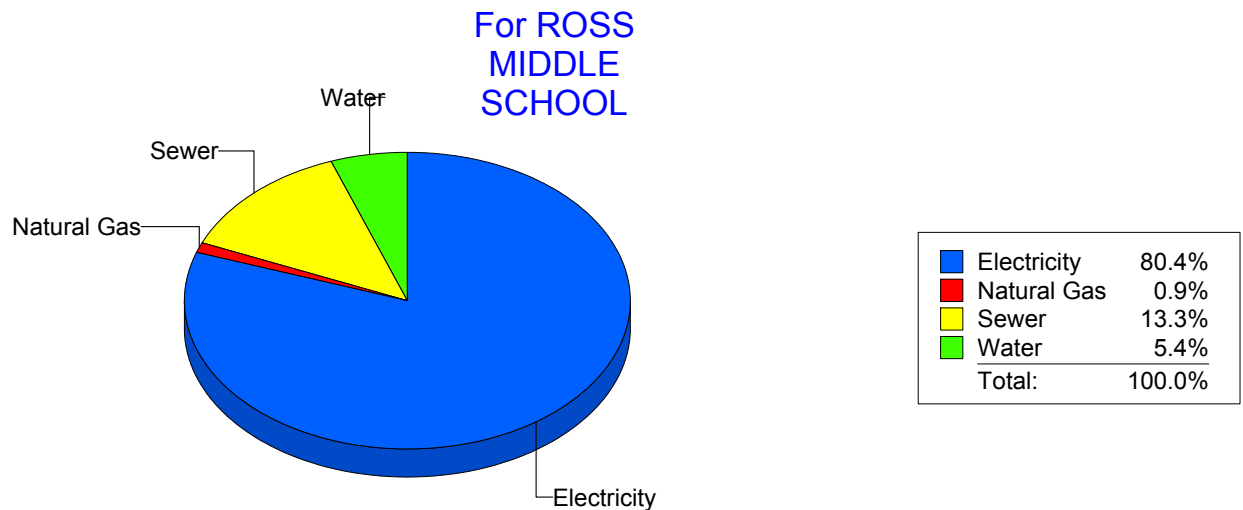
Energy CAP

Cost Avoidance Program

Cost Summary Graph

Grouped by Energy Type

Energy Type	Use	Units	Meter Cost	Special Charges	Total Cost	Avg Unit Cost	% of Total Cost
Site: ROSS MIDDLE SCHOOL - ROSS MIDDLE SCHOOL							
Electricity	28,933	KWH	\$4,267.43	\$0.00	\$4,267.43	0.1475	80.41%
Natural Gas	20	CCF	\$45.61	\$0.00	\$45.61	2.2805	0.86%
Water	112	CCF	\$287.59	\$0.00	\$287.59	2.5678	5.42%
Sewer	448	CCF	\$706.57	\$0.00	\$706.57	1.5772	13.31%
Total Cost:			\$5,307.20	\$0.00	\$5,307.20		



Filters: Cost Center Name Not One Of DoNotReport; Site Name Not One Of DoNotReport; Billing Period Equal To 200907

elpaso

Energy CAP

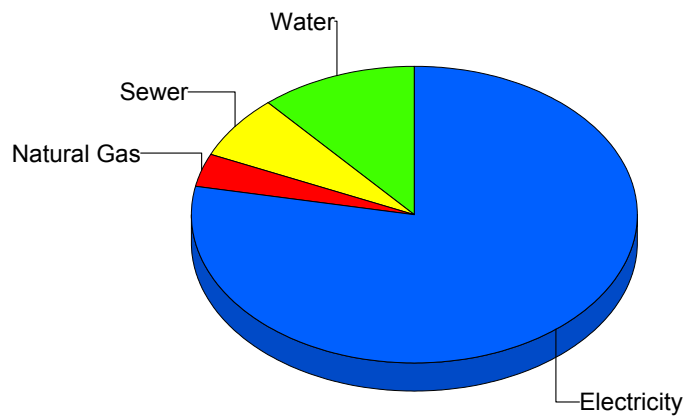
Cost Avoidance Program

Cost Summary Graph

Grouped by Energy Type

Energy Type	Use	Units	Meter Cost	Special Charges	Total Cost	Avg Unit Cost	% of Total Cost
Site: RUSK ELEMENTARY - RUSK ELEMENTARY							
Electricity	15,222	KWH	\$1,997.40	\$0.00	\$1,997.40	0.1312	78.09%
Natural Gas	36	CCF	\$88.78	\$0.00	\$88.78	2.4661	3.47%
Water	121	CCF	\$288.77	\$0.00	\$288.77	2.3865	11.29%
Sewer	87	CCF	\$182.84	\$0.00	\$182.84	2.1016	7.15%
Total Cost:			\$2,557.79	\$0.00	\$2,557.79		

For RUSK
ELEMENTARY



Electricity	78.1%
Natural Gas	3.5%
Sewer	7.1%
Water	11.3%
Total:	100.0%

Filters: Cost Center Name Not One Of DoNotReport; Site Name Not One Of DoNotReport; Billing Period Equal To 200907

elpaso

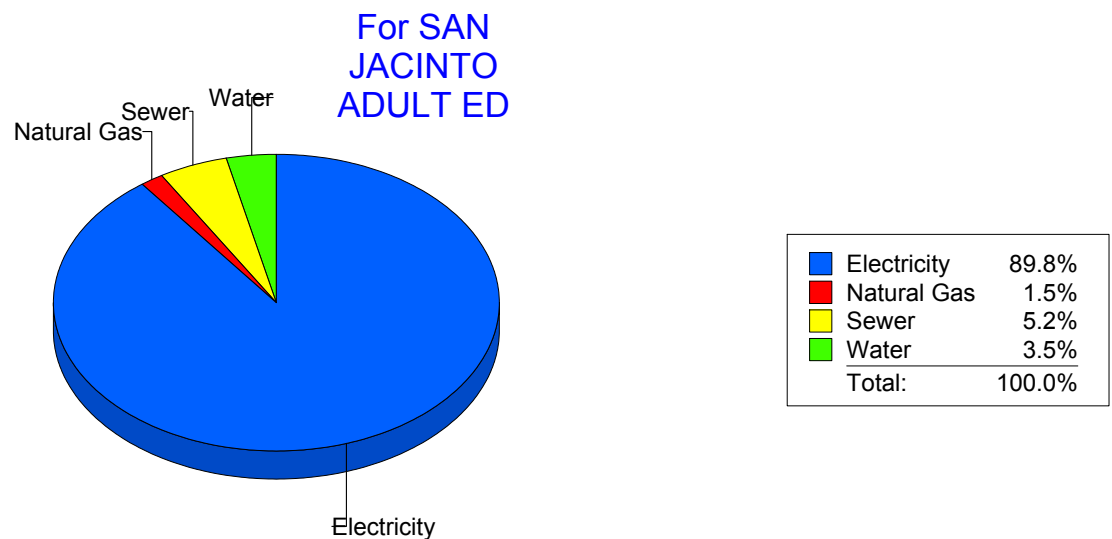
Energy CAP

Cost Avoidance Program

Cost Summary Graph

Grouped by Energy Type

Energy Type	Use	Units	Meter Cost	Special Charges	Total Cost	Avg Unit Cost	% of Total Cost
Site: SAN JACINTO ADULT ED - SAN JACINTO ADULT ED							
Electricity	10,600	KWH	\$2,007.12	\$0.00	\$2,007.12	0.1894	89.82%
Natural Gas	0	CCF	\$33.38	\$0.00	\$33.38	0.0000	1.49%
Water	11	CCF	\$78.58	\$0.00	\$78.58	7.1436	3.52%
Sewer	42	CCF	\$115.58	\$0.00	\$115.58	2.7519	5.17%
Total Cost:			\$2,234.66	\$0.00	\$2,234.66		



Filters: Cost Center Name Not One Of DoNotReport; Site Name Not One Of DoNotReport; Billing Period Equal To 200907

elpaso

Energy CAP

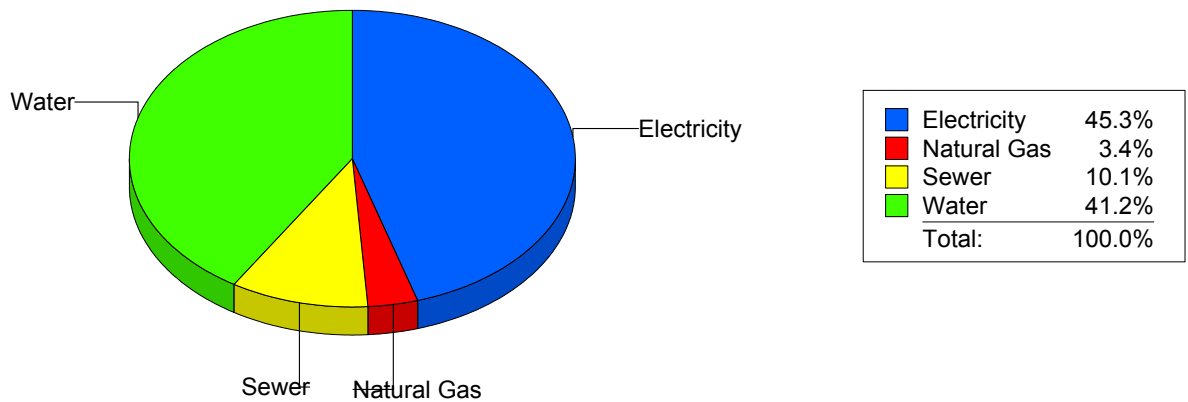
Cost Avoidance Program

Cost Summary Graph

Grouped by Energy Type

Energy Type	Use	Units	Meter Cost	Special Charges	Total Cost	Avg Unit Cost	% of Total Cost
Site: SCHUSTER ELEMENTARY - SCHUSTER ELEMENTARY							
Electricity	9,600	KWH	\$1,646.52	\$0.00	\$1,646.52	0.1715	45.33%
Natural Gas	142	CCF	\$125.03	\$0.00	\$125.03	0.8805	3.44%
Water	650	CCF	\$1,494.58	\$0.00	\$1,494.58	2.2994	41.15%
Sewer	239	CCF	\$365.77	\$0.00	\$365.77	1.5304	10.07%
Total Cost:			\$3,631.90	\$0.00	\$3,631.90		

For
SCHUSTER
ELEMENTARY



Filters: Cost Center Name Not One Of DoNotReport; Site Name Not One Of DoNotReport; Billing Period Equal To 200907

elpaso

Energy CAP

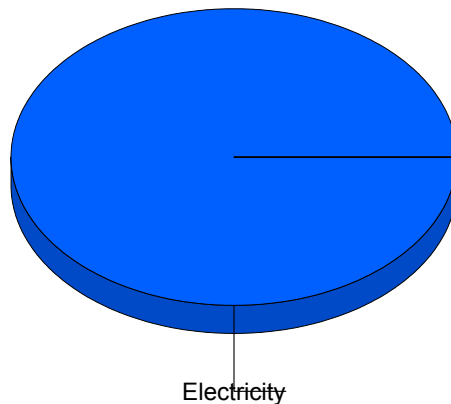
Cost Avoidance Program

Cost Summary Graph

Grouped by Energy Type

Energy Type	Use	Units	Meter Cost	Special Charges	Total Cost	Avg Unit Cost	% of Total Cost
Site: SKYPARKIB1 - Sky Park I B1							
Electricity	2,453 KWH		\$371.34	\$0.00	\$371.34	0.1514	100.00%
Total Cost:			\$371.34	\$0.00	\$371.34		

For Sky Park I
B1



■ Electricity	100.0%
Total:	100.0%

Filters: Cost Center Name Not One Of DoNotReport; Site Name Not One Of DoNotReport; Billing Period Equal To 200907

elpaso

Energy CAP

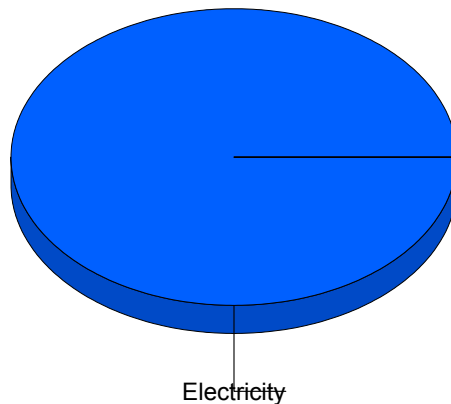
Cost Avoidance Program

Cost Summary Graph

Grouped by Energy Type

Energy Type	Use	Units	Meter Cost	Special Charges	Total Cost	Avg Unit Cost	% of Total Cost
Site: SKYPARK - Skypark							
Electricity	3,945	KWH	\$592.84	\$0.00	\$592.84	0.1503	100.00%
Total Cost:			\$592.84	\$0.00	\$592.84		

For Skypark



Filters: Cost Center Name Not One Of DoNotReport; Site Name Not One Of DoNotReport; Billing Period Equal To 200907

elpaso

Energy CAP

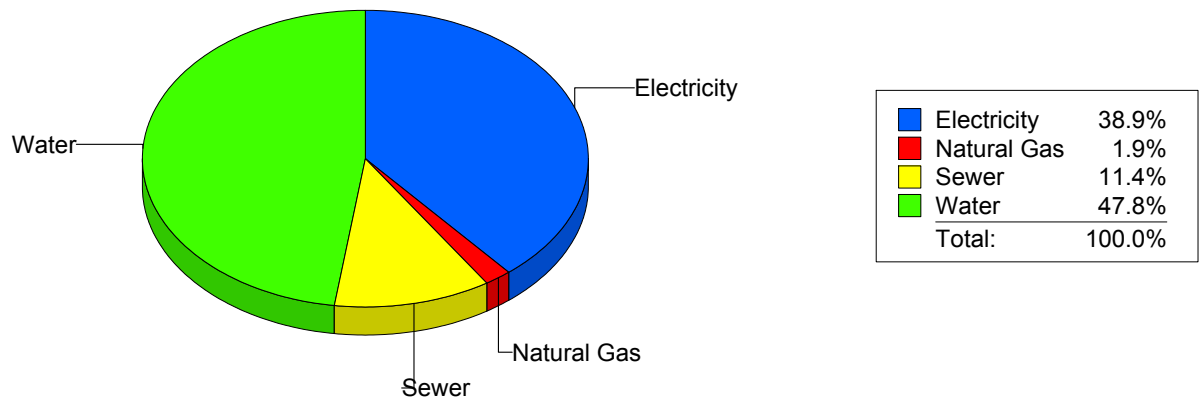
Cost Avoidance Program

Cost Summary Graph

Grouped by Energy Type

Energy Type	Use	Units	Meter Cost	Special Charges	Total Cost	Avg Unit Cost	% of Total Cost
Site: STANTON ELEMENTARY - STANTON ELEMENTARY							
Electricity	11,549	KWH	\$1,775.42	\$0.00	\$1,775.42	0.1537	38.85%
Natural Gas	35	CCF	\$88.45	\$0.00	\$88.45	2.5271	1.94%
Water	912	CCF	\$2,183.58	\$0.00	\$2,183.58	2.3943	47.79%
Sewer	323	CCF	\$521.93	\$0.00	\$521.93	1.6159	11.42%
Total Cost:			\$4,569.38	\$0.00	\$4,569.38		

For STANTON
ELEMENTARY



Filters: Cost Center Name Not One Of DoNotReport; Site Name Not One Of DoNotReport; Billing Period Equal To 200907

elpaso

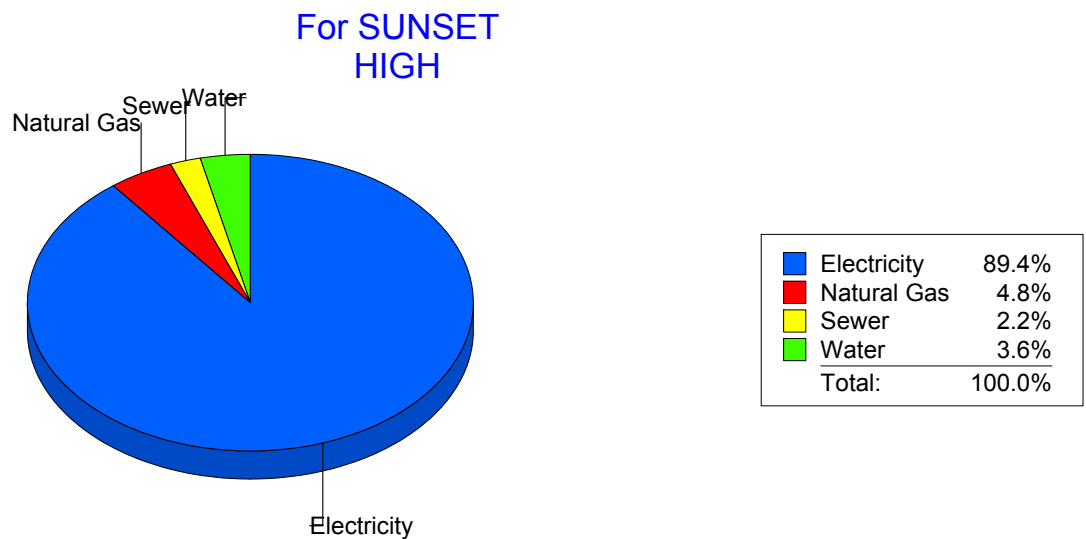
Energy CAP

Cost Avoidance Program

Cost Summary Graph

Grouped by Energy Type

Energy Type	Use	Units	Meter Cost	Special Charges	Total Cost	Avg Unit Cost	% of Total Cost
Site: SUNSET HIGH - SUNSET HIGH							
Electricity	30,240	KWH	\$3,905.18	\$0.00	\$3,905.18	0.1291	89.45%
Natural Gas	258	CCF	\$209.08	\$0.00	\$209.08	0.8104	4.79%
Water	52	CCF	\$157.53	\$0.00	\$157.53	3.0294	3.61%
Sewer	25	CCF	\$93.99	\$0.00	\$93.99	3.7596	2.15%
Total Cost:			\$4,365.78	\$0.00	\$4,365.78		



Filters: Cost Center Name Not One Of DoNotReport; Site Name Not One Of DoNotReport; Billing Period Equal To 200907

elpaso

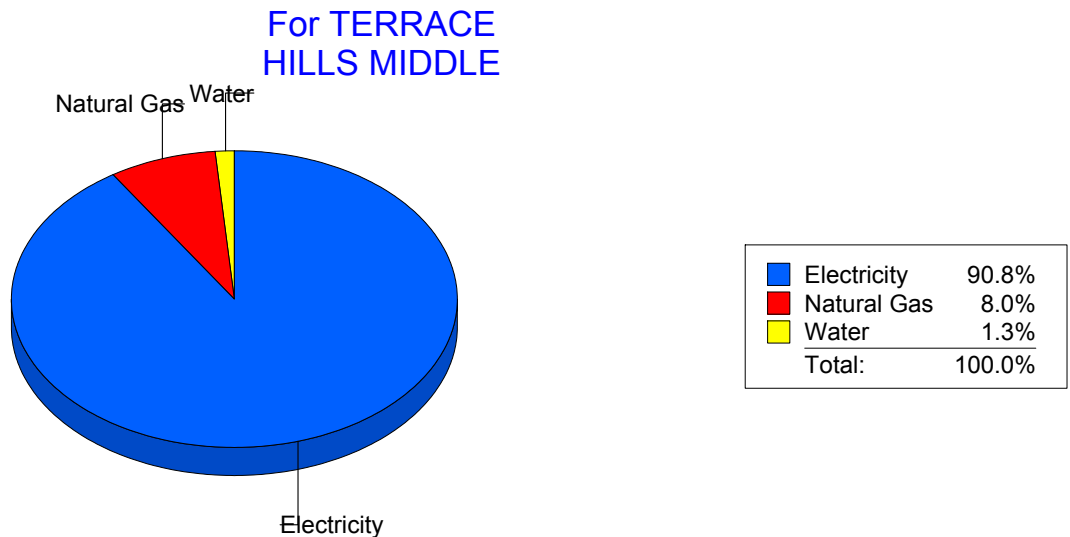
Energy CAP

Cost Avoidance Program

Cost Summary Graph

Grouped by Energy Type

Energy Type	Use	Units	Meter Cost	Special Charges	Total Cost	Avg Unit Cost	% of Total Cost
Site: TERRACE HILLS MIDDLE - TERRACE HILLS MIDDLE							
Electricity	15,900	KWH	\$2,634.13	\$0.00	\$2,634.13	0.1657	90.79%
Natural Gas	242	CCF	\$230.99	\$0.00	\$230.99	0.9545	7.96%
Water	0	CCF	\$36.36	\$0.00	\$36.36	0.0000	1.25%
Total Cost:			\$2,901.48	\$0.00	\$2,901.48		



Filters: Cost Center Name Not One Of DoNotReport; Site Name Not One Of DoNotReport; Billing Period Equal To 200907

elpaso

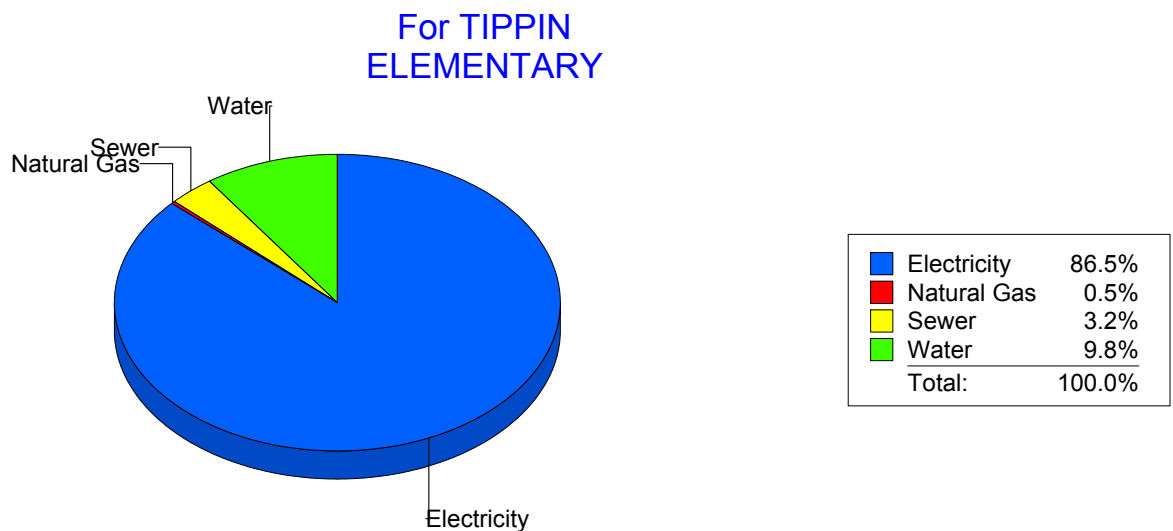
Energy CAP

Cost Avoidance Program

Cost Summary Graph

Grouped by Energy Type

Energy Type	Use	Units	Meter Cost	Special Charges	Total Cost	Avg Unit Cost	% of Total Cost
Site: TIPPIN - TIPPIN ELEMENTARY							
Electricity	32,400	KWH	\$6,316.90	\$0.00	\$6,316.90	0.1950	86.53%
Natural Gas	1	CCF	\$33.99	\$0.00	\$33.99	33.9900	0.47%
Water	192	CCF	\$716.37	\$0.00	\$716.37	3.7311	9.81%
Sewer	75	CCF	\$232.86	\$0.00	\$232.86	3.1048	3.19%
Total Cost:			\$7,300.12	\$0.00	\$7,300.12		



Filters: Cost Center Name Not One Of DoNotReport; Site Name Not One Of DoNotReport; Billing Period Equal To 200907

elpaso

Energy CAP

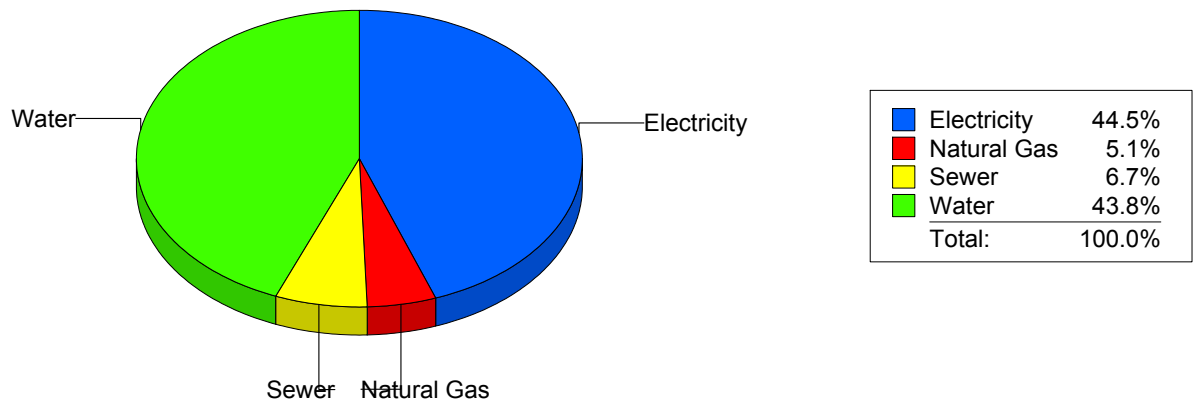
Cost Avoidance Program

Cost Summary Graph

Grouped by Energy Type

Energy Type	Use	Units	Meter Cost	Special Charges	Total Cost	Avg Unit Cost	% of Total Cost
Site: TRAVIS ELEMENTARY SC - TRAVIS ELEMENTARY SC							
Electricity	15,321	KWH	\$1,704.72	\$0.00	\$1,704.72	0.1113	44.46%
Natural Gas	197	CCF	\$196.16	\$0.00	\$196.16	0.9957	5.12%
Water	454	CCF	\$1,678.29	\$0.00	\$1,678.29	3.6967	43.77%
Sewer	113	CCF	\$255.23	\$0.00	\$255.23	2.2587	6.66%
Total Cost:			\$3,834.40	\$0.00	\$3,834.40		

For TRAVIS
ELEMENTARY
SC



Filters: Cost Center Name Not One Of DoNotReport; Site Name Not One Of DoNotReport; Billing Period Equal To 200907

elpaso

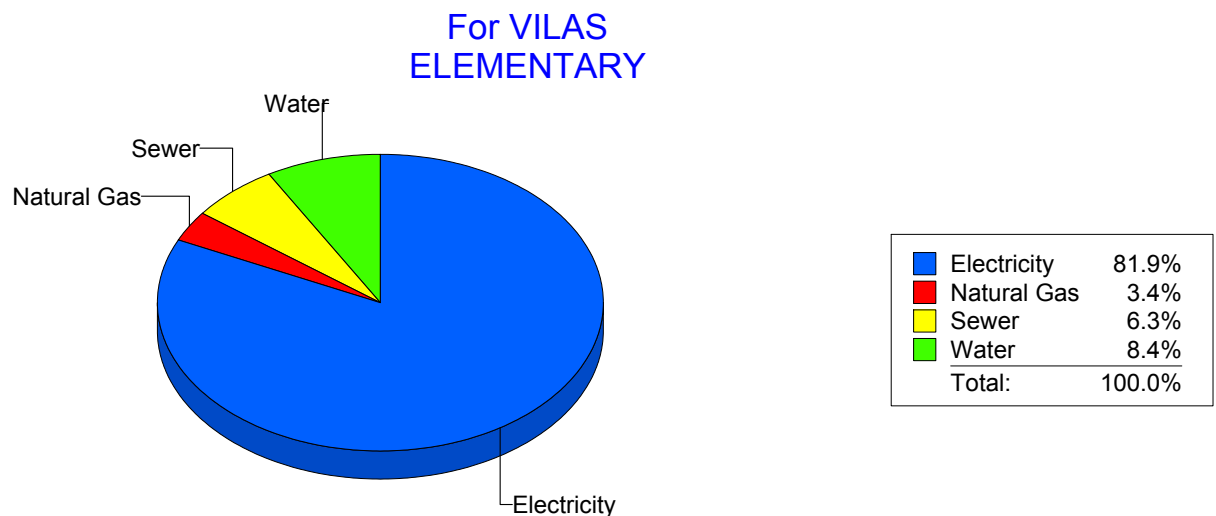
Energy CAP

Cost Avoidance Program

Cost Summary Graph

Grouped by Energy Type

Energy Type	Use	Units	Meter Cost	Special Charges	Total Cost	Avg Unit Cost	% of Total Cost
Site: VILAS ELEMENTARY - VILAS ELEMENTARY							
Electricity	37,114	KWH	\$4,898.58	\$0.00	\$4,898.58	0.1320	81.92%
Natural Gas	116	CCF	\$204.48	\$0.00	\$204.48	1.7628	3.42%
Water	139	CCF	\$501.77	\$0.00	\$501.77	3.6099	8.39%
Sewer	93	CCF	\$374.64	\$0.00	\$374.64	4.0284	6.27%
Total Cost:			\$5,979.47	\$0.00	\$5,979.47		



Filters: Cost Center Name Not One Of DoNotReport; Site Name Not One Of DoNotReport; Billing Period Equal To 200907

elpaso

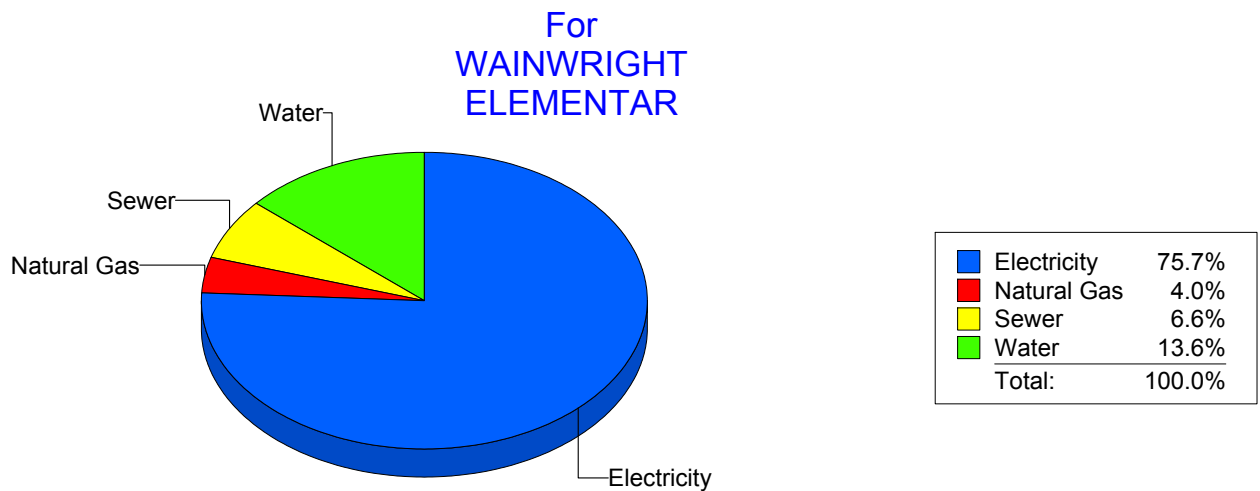
Energy CAP

Cost Avoidance Program

Cost Summary Graph

Grouped by Energy Type

Energy Type	Use	Units	Meter Cost	Special Charges	Total Cost	Avg Unit Cost	% of Total Cost
Site: WAINWRIGHT ELEMENTAR - WAINWRIGHT ELEMENTAR							
Electricity	14,347	KWH	\$1,939.84	\$0.00	\$1,939.84	0.1352	75.74%
Natural Gas	5	CCF	\$103.20	\$0.00	\$103.20	20.6400	4.03%
Water	56	CCF	\$348.04	\$0.00	\$348.04	6.2150	13.59%
Sewer	28	CCF	\$170.15	\$0.00	\$170.15	6.0768	6.64%
Total Cost:			\$2,561.23	\$0.00	\$2,561.23		



Filters: Cost Center Name Not One Of DoNotReport; Site Name Not One Of DoNotReport; Billing Period Equal To 200907

elpaso

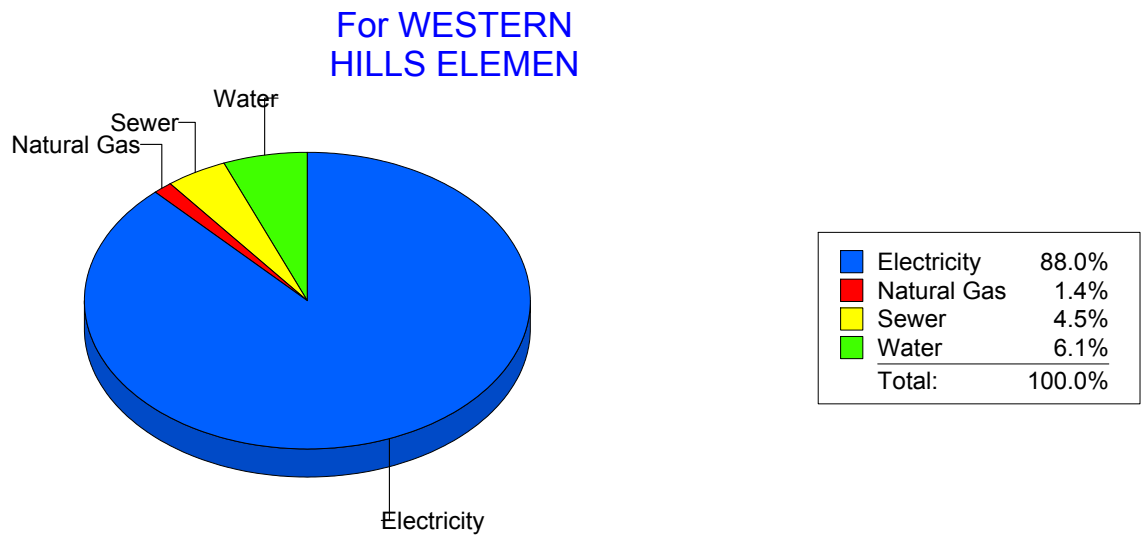
Energy CAP

Cost Avoidance Program

Cost Summary Graph

Grouped by Energy Type

Energy Type	Use	Units	Meter Cost	Special Charges	Total Cost	Avg Unit Cost	% of Total Cost
Site: WESTERN HILLS ELEMEN - WESTERN HILLS ELEMEN							
Electricity	42,240	KWH	\$7,889.77	\$0.00	\$7,889.77	0.1868	88.00%
Natural Gas	137	CCF	\$121.40	\$0.00	\$121.40	0.8861	1.35%
Water	139	CCF	\$549.31	\$0.00	\$549.31	3.9519	6.13%
Sewer	38	CCF	\$405.26	\$0.00	\$405.26	10.6647	4.52%
Total Cost:			\$8,965.74	\$0.00	\$8,965.74		



Filters: Cost Center Name Not One Of DoNotReport; Site Name Not One Of DoNotReport; Billing Period Equal To 200907

elpaso

Energy CAP

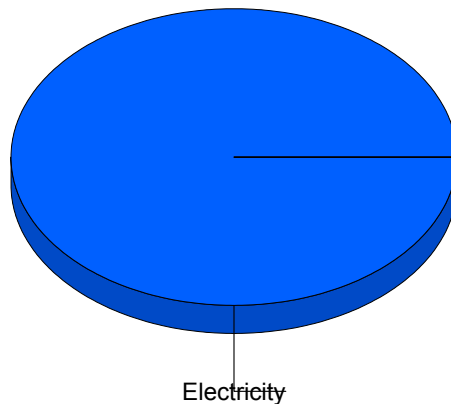
Cost Avoidance Program

Cost Summary Graph

Grouped by Energy Type

Energy Type	Use	Units	Meter Cost	Special Charges	Total Cost	Avg Unit Cost	% of Total Cost
Site: WESTSIDE TRANSPORTAT - WESTSIDE TRANSPORTAT							
Electricity		1,469 KWH	\$259.62	\$0.00	\$259.62	0.1767	100.00%
Total Cost:			\$259.62	\$0.00	\$259.62		

For WESTSIDE
TRANSPORTAT



■ Electricity	100.0%
Total:	100.0%

Filters: Cost Center Name Not One Of DoNotReport; Site Name Not One Of DoNotReport; Billing Period Equal To 200907

elpaso

Energy CAP

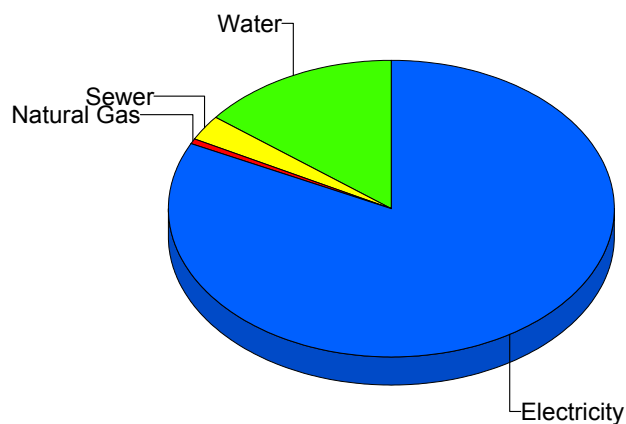
Cost Avoidance Program

Cost Summary Graph

Grouped by Energy Type

Energy Type	Use	Units	Meter Cost	Special Charges	Total Cost	Avg Unit Cost	% of Total Cost
Site: WHITAKER ELEMENTARY - WHITAKER ELEMENTARY							
Electricity	61,320	KWH	\$8,469.98	\$0.00	\$8,469.98	0.1381	82.19%
Natural Gas	59	CCF	\$69.47	\$0.00	\$69.47	1.1775	0.67%
Water	664	CCF	\$1,495.01	\$0.00	\$1,495.01	2.2515	14.51%
Sewer	105	CCF	\$270.96	\$0.00	\$270.96	2.5806	2.63%
Total Cost:			\$10,305.42	\$0.00	\$10,305.42		

For WHITAKER
ELEMENTARY



Electricity	82.2%
Natural Gas	0.7%
Sewer	2.6%
Water	14.5%
Total:	100.0%

Filters: Cost Center Name Not One Of DoNotReport; Site Name Not One Of DoNotReport; Billing Period Equal To 200907

el Paso

Energy CAP

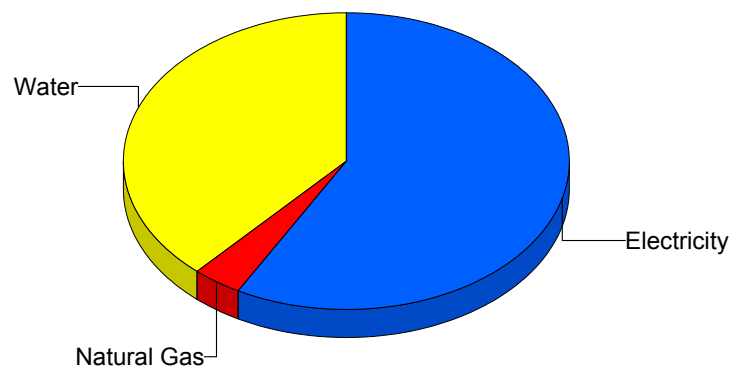
Cost Avoidance Program

Cost Summary Graph

Grouped by Energy Type

Energy Type	Use	Units	Meter Cost	Special Charges	Total Cost	Avg Unit Cost	% of Total Cost
Site: WIGGS MIDDLE SCHOOL - WIGGS MIDDLE SCHOOL							
Electricity	30,120	KWH	\$3,366.90	\$0.00	\$3,366.90	0.1118	58.03%
Natural Gas	269	CCF	\$217.22	\$0.00	\$217.22	0.8075	3.74%
Water	763	CCF	\$2,218.09	\$0.00	\$2,218.09	2.9071	38.23%
Total Cost:			\$5,802.21	\$0.00	\$5,802.21		

For WIGGS
MIDDLE
SCHOOL



Filters: Cost Center Name Not One Of DoNotReport; Site Name Not One Of DoNotReport; Billing Period Equal To 200907

elpaso

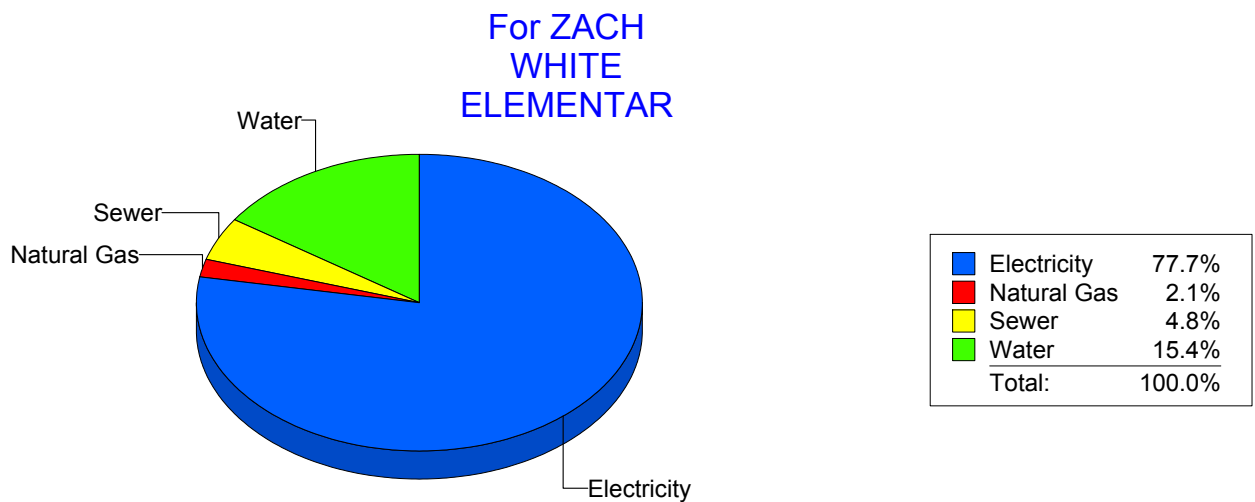
Energy CAP

Cost Avoidance Program

Cost Summary Graph

Grouped by Energy Type

Energy Type	Use	Units	Meter Cost	Special Charges	Total Cost	Avg Unit Cost	% of Total Cost
Site: ZACH WHITE ELEMENTAR - ZACH WHITE ELEMENTAR							
Electricity	34,500	KWH	\$5,805.19	\$0.00	\$5,805.19	0.1683	77.69%
Natural Gas	139	CCF	\$156.24	\$0.00	\$156.24	1.1240	2.09%
Water	467	CCF	\$1,152.46	\$0.00	\$1,152.46	2.4678	15.42%
Sewer	76	CCF	\$358.61	\$0.00	\$358.61	4.7186	4.80%
Total Cost:			\$7,472.50	\$0.00	\$7,472.50		



Filters: Cost Center Name Not One Of DoNotReport; Site Name Not One Of DoNotReport; Billing Period Equal To 200907

elpaso

Energy CAP

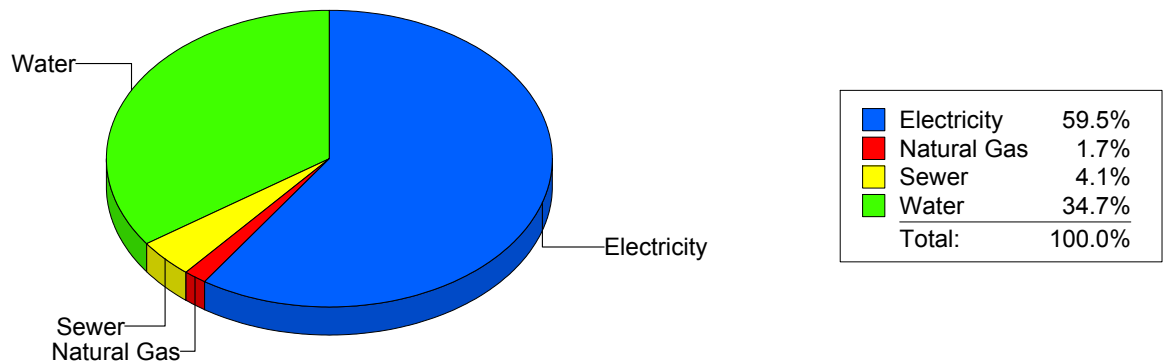
Cost Avoidance Program

Cost Summary Graph

Grouped by Energy Type

Energy Type	Use	Units	Meter Cost	Special Charges	Total Cost	Avg Unit Cost	% of Total Cost
Site: ZAVALA ELEMENTARY SC - ZAVALA ELEMENTARY SC							
Electricity	14,504	KWH	\$1,771.66	\$0.00	\$1,771.66	0.1221	59.46%
Natural Gas	26	CCF	\$49.29	\$0.00	\$49.29	1.8958	1.65%
Water	229	CCF	\$1,035.29	\$0.00	\$1,035.29	4.5209	34.75%
Sewer	48	CCF	\$123.20	\$0.00	\$123.20	2.5667	4.14%
Total Cost:			\$2,979.44	\$0.00	\$2,979.44		

For ZAVALA
ELEMENTARY
SC



Filters: Cost Center Name Not One Of DoNotReport; Site Name Not One Of DoNotReport; Billing Period Equal To 200907

elpaso

Energy CAP

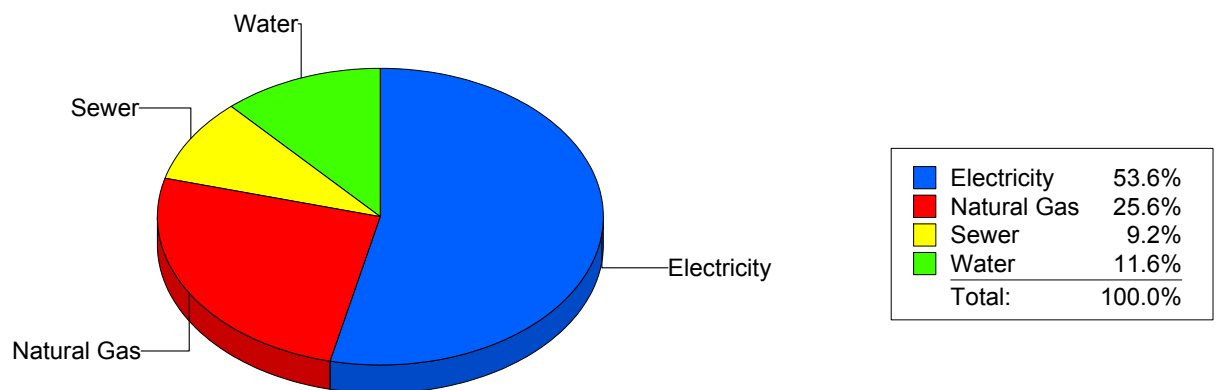
Cost Avoidance Program

Cost Summary Graph

Grouped by Energy Type

Energy Type	Use	Units	Meter Cost	Special Charges	Total Cost	Avg Unit Cost	% of Total Cost
Site: ZUNI COTTAGES - ZUNI COTTAGES							
Electricity		712 KWH	\$139.46	\$0.00	\$139.46	0.1959	53.57%
Natural Gas		0 CCF	\$66.76	\$0.00	\$66.76	0.0000	25.64%
Water		6 CCF	\$30.10	\$0.00	\$30.10	5.0167	11.56%
Sewer		4 CCF	\$24.03	\$0.00	\$24.03	6.0075	9.23%
Total Cost:			\$260.35	\$0.00	\$260.35		

For ZUNI COTTAGES



Filters: Cost Center Name Not One Of DoNotReport; Site Name Not One Of DoNotReport; Billing Period Equal To 200907

elpaso

Energy CAP

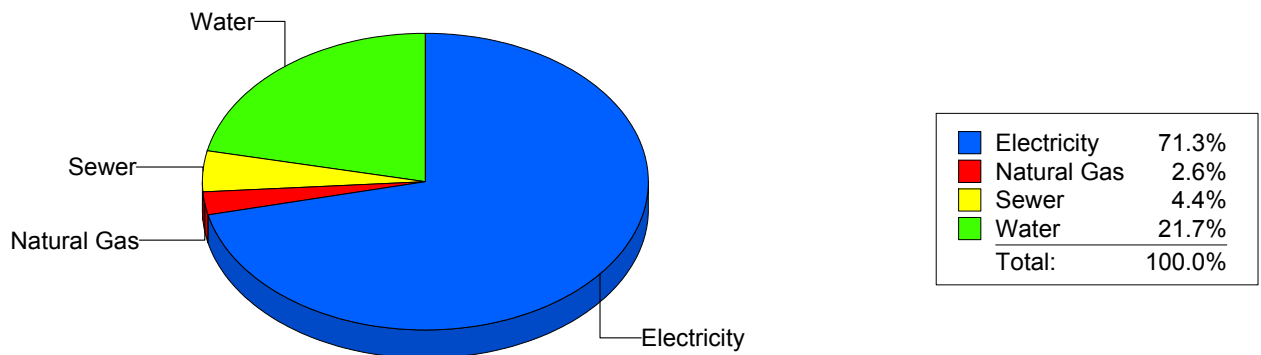
Cost Avoidance Program

Cost Summary Graph

Grouped by Energy Type

Energy Type	Use	Units	Meter Cost	Special Charges	Total Cost	Avg Unit Cost	% of Total Cost
All Sites							
Electricity	4,841,144	KWH	\$595,052.21	\$0.00	\$595,052.21	0.1229	71.34%
Natural Gas	23,217	CCF	\$21,816.19	\$0.00	\$21,816.19	0.9397	2.62%
Water	64,491	CCF	\$180,901.92	\$0.00	\$180,901.92	2.8051	21.69%
Sewer	16,568	CCF	\$36,388.05	\$0.00	\$36,388.05	2.1963	4.36%
Total Cost:			\$834,158.37	\$0.00	\$834,158.37		

For All Sites



Filters: Cost Center Name Not One Of DoNotReport; Site Name Not One Of DoNotReport; Billing Period Equal To 200907