

elpaso

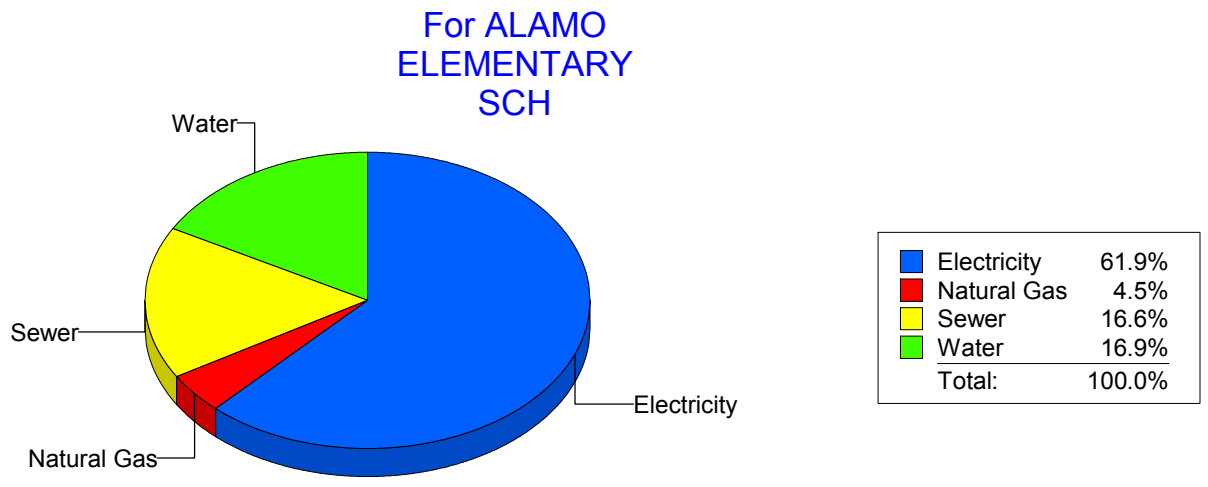
Energy CAP

Cost Avoidance Program

Cost Summary Graph

Grouped by Energy Type

Energy Type	Use	Units	Meter Cost	Special Charges	Total Cost	Avg Unit Cost	% of Total Cost
Site: ALAMO ELEMENTARY SCH - ALAMO ELEMENTARY SCH							
Electricity	2,500	KWH	\$463.19	\$0.00	\$463.19	0.1853	61.94%
Natural Gas	0	CCF	\$33.38	\$0.00	\$33.38	0.0000	4.46%
Water	1	CCF	\$126.71	\$0.00	\$126.71	126.7100	16.95%
Sewer	0	CCF	\$124.48	\$0.00	\$124.48	0.0000	16.65%
Total Cost:			\$747.76	\$0.00	\$747.76		



Filters: Cost Center Name Not Equal To DoNotReport; Billing Period Equal To 201105

elpaso

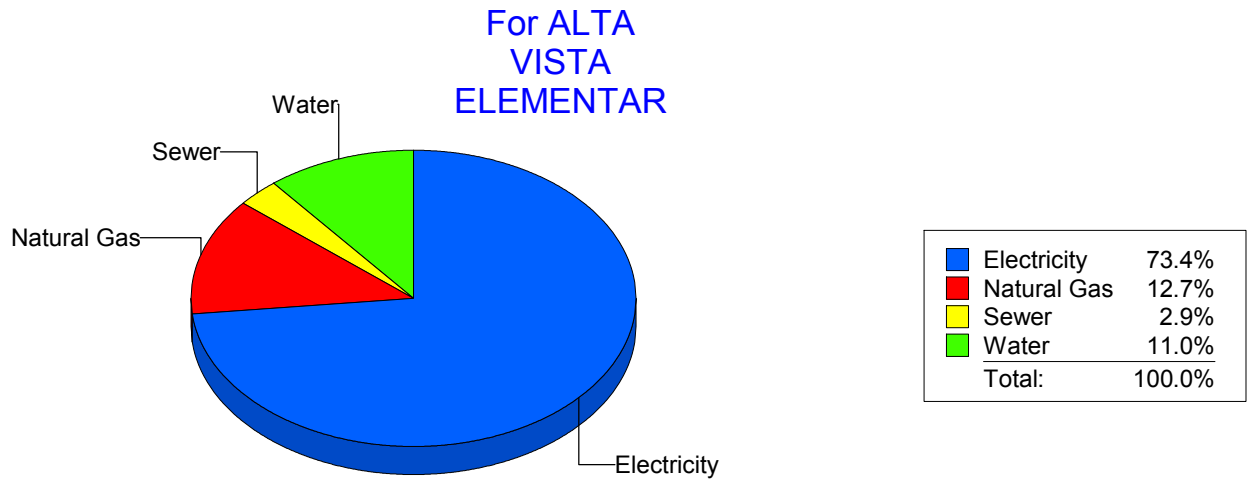
Energy CAP

Cost Avoidance Program

Cost Summary Graph

Grouped by Energy Type

Energy Type	Use	Units	Meter Cost	Special Charges	Total Cost	Avg Unit Cost	% of Total Cost
Site: ALTA VISTA ELEMENTAR - ALTA VISTA ELEMENTAR							
Electricity	30,000	KWH	\$4,341.79	\$0.00	\$4,341.79	0.1447	73.39%
Natural Gas	1,202	CCF	\$753.48	\$0.00	\$753.48	0.6269	12.74%
Water	252	CCF	\$647.96	\$0.00	\$647.96	2.5713	10.95%
Sewer	87	CCF	\$172.73	\$0.00	\$172.73	1.9854	2.92%
Total Cost:			\$5,915.96	\$0.00	\$5,915.96		



Filters: Cost Center Name Not Equal To DoNotReport; Billing Period Equal To 201105

el paso

Energy CAP

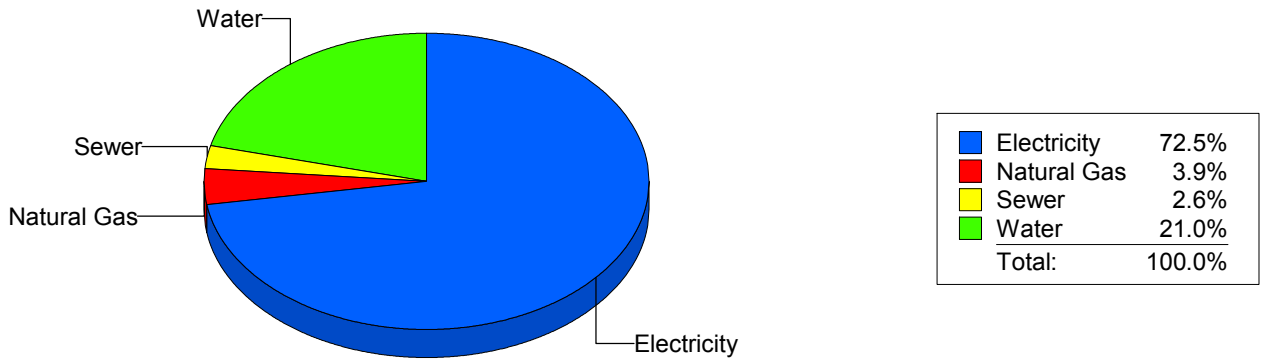
Cost Avoidance Program

Cost Summary Graph

Grouped by Energy Type

Energy Type	Use	Units	Meter Cost	Special Charges	Total Cost	Avg Unit Cost	% of Total Cost
Site: ANDRESS HIGH SCHOOL - ANDRESS HIGH SCHOOL							
Electricity	177,545	KWH	\$21,888.42	\$0.00	\$21,888.42	0.1233	72.54%
Natural Gas	1,875	CCF	\$1,174.22	\$0.00	\$1,174.22	0.6263	3.89%
Water	2,032	CCF	\$6,338.23	\$0.00	\$6,338.23	3.1192	21.00%
Sewer	502	CCF	\$775.15	\$0.00	\$775.15	1.5441	2.57%
Total Cost:			\$30,176.02	\$0.00	\$30,176.02		

For ANDRESS HIGH SCHOOL



Filters: Cost Center Name Not Equal To DoNotReport; Billing Period Equal To 201105

elpaso

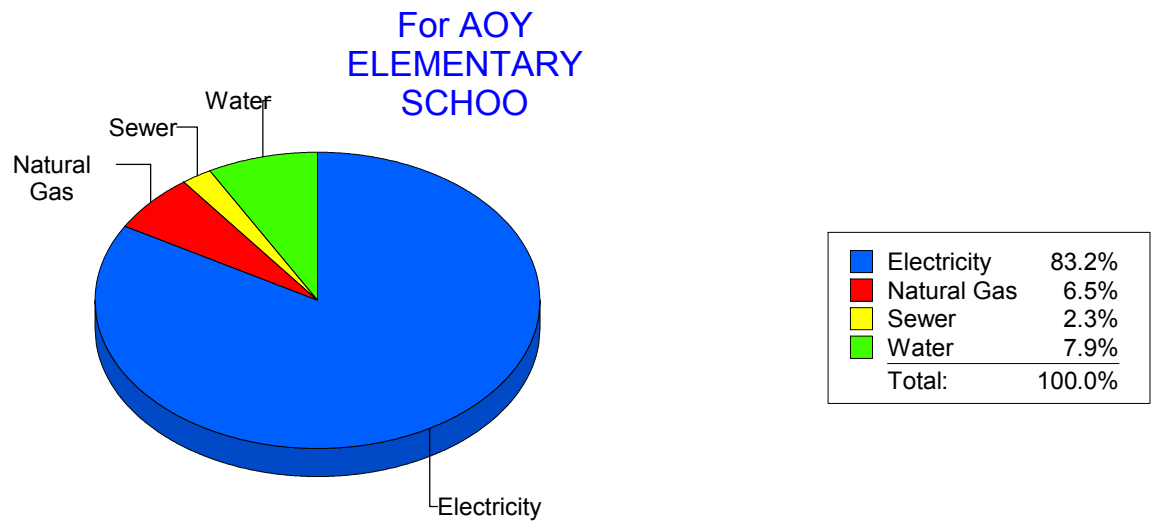
Energy CAP

Cost Avoidance Program

Cost Summary Graph

Grouped by Energy Type

Energy Type	Use	Units	Meter Cost	Special Charges	Total Cost	Avg Unit Cost	% of Total Cost
Site: AOY ELEMENTARY SCHOO - AOY ELEMENTARY SCHOO							
Electricity	94,275	KWH	\$12,664.76	\$0.00	\$12,664.76	0.1343	83.22%
Natural Gas	1,614	CCF	\$992.06	\$0.00	\$992.06	0.6147	6.52%
Water	354	CCF	\$1,209.20	\$0.00	\$1,209.20	3.4158	7.95%
Sewer	71	CCF	\$351.60	\$0.00	\$351.60	4.9521	2.31%
Total Cost:			\$15,217.62	\$0.00	\$15,217.62		



Filters: Cost Center Name Not Equal To DoNotReport; Billing Period Equal To 201105

elpaso

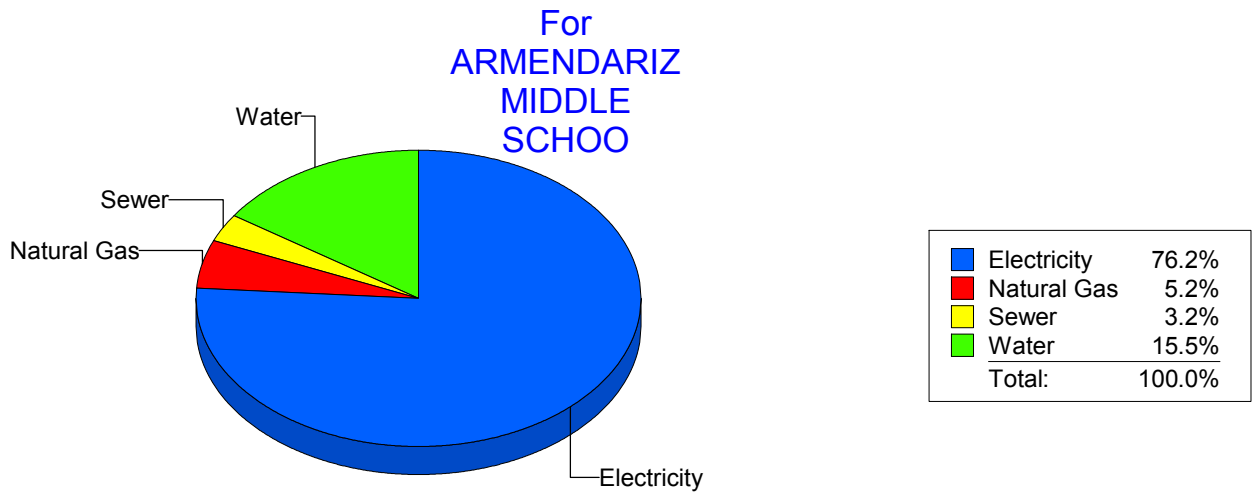
Energy CAP

Cost Avoidance Program

Cost Summary Graph

Grouped by Energy Type

Energy Type	Use	Units	Meter Cost	Special Charges	Total Cost	Avg Unit Cost	% of Total Cost
Site: ARMENDARIZ MIDDLE SCHOO - ARMENDARIZ MIDDLE SCHOO							
Electricity	84,500	KWH	\$9,467.13	\$0.00	\$9,467.13	0.1120	76.16%
Natural Gas	1,062	CCF	\$641.99	\$0.00	\$641.99	0.6045	5.16%
Water	840	CCF	\$1,920.96	\$0.00	\$1,920.96	2.2869	15.45%
Sewer	148	CCF	\$399.91	\$0.00	\$399.91	2.7021	3.22%
Total Cost:			\$12,429.99	\$0.00	\$12,429.99		



Filters: Cost Center Name Not Equal To DoNotReport; Billing Period Equal To 201105

elpaso

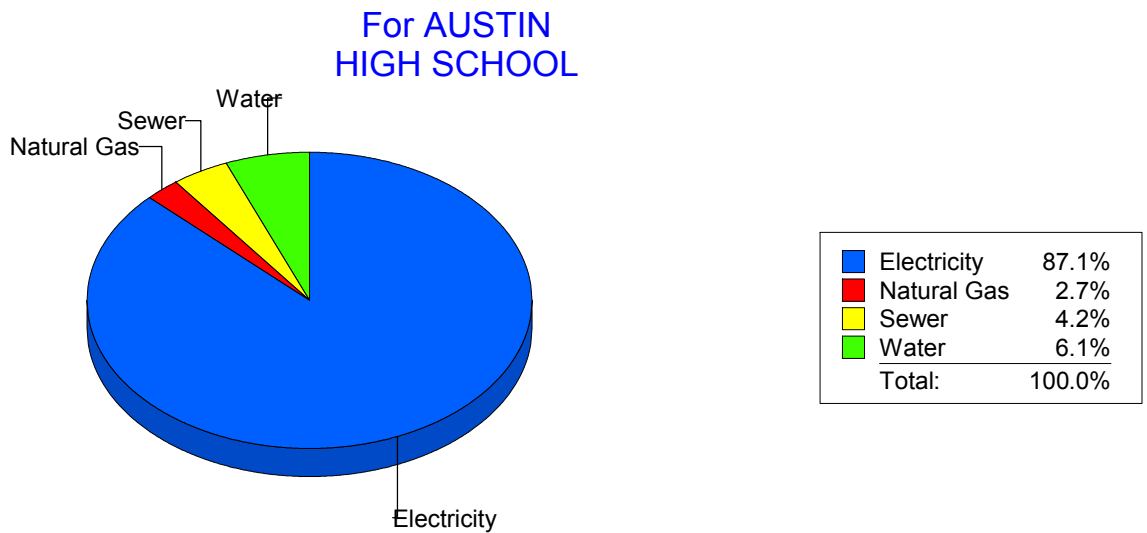
Energy CAP

Cost Avoidance Program

Cost Summary Graph

Grouped by Energy Type

Energy Type	Use	Units	Meter Cost	Special Charges	Total Cost	Avg Unit Cost	% of Total Cost
Site: AUSTIN HIGH SCHOOL - AUSTIN HIGH SCHOOL							
Electricity	199,318	KWH	\$23,508.69	\$0.00	\$23,508.69	0.1179	87.09%
Natural Gas	1,108	CCF	\$726.06	\$0.00	\$726.06	0.6553	2.69%
Water	631	CCF	\$1,636.43	\$0.00	\$1,636.43	2.5934	6.06%
Sewer	452	CCF	\$1,122.42	\$0.00	\$1,122.42	2.4832	4.16%
Total Cost:			\$26,993.60	\$0.00	\$26,993.60		



Filters: Cost Center Name Not Equal To DoNotReport; Billing Period Equal To 201105

elpaso

Energy CAP

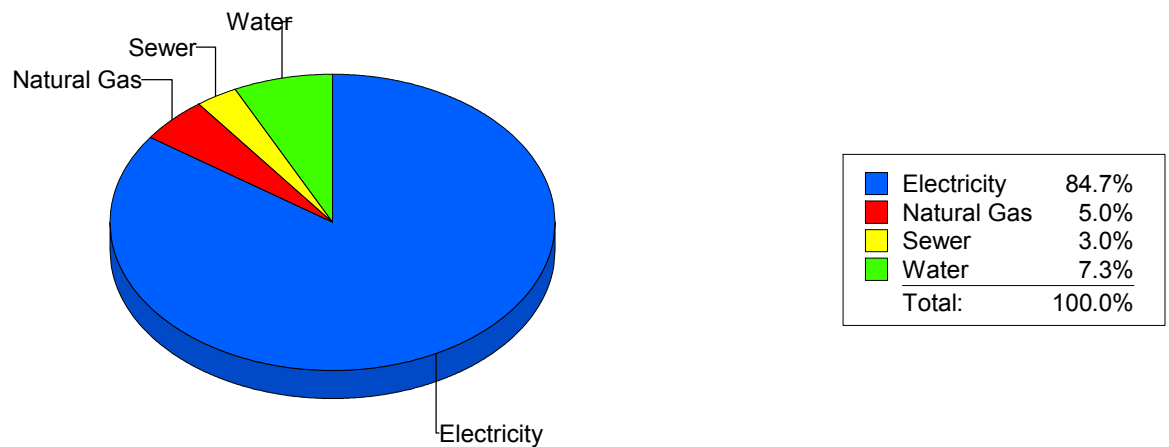
Cost Avoidance Program

Cost Summary Graph

Grouped by Energy Type

Energy Type	Use	Units	Meter Cost	Special Charges	Total Cost	Avg Unit Cost	% of Total Cost
Site: BARRON - BARRON							
Electricity	73,272	KWH	\$9,736.12	\$0.00	\$9,736.12	0.1329	84.65%
Natural Gas	893	CCF	\$577.71	\$0.00	\$577.71	0.6469	5.02%
Water	164	CCF	\$843.35	\$0.00	\$843.35	5.1424	7.33%
Sewer	86	CCF	\$344.41	\$0.00	\$344.41	4.0048	2.99%
Total Cost:			\$11,501.59	\$0.00	\$11,501.59		

For BARRON



Filters: Cost Center Name Not Equal To DoNotReport; Billing Period Equal To 201105

el paso

Energy CAP

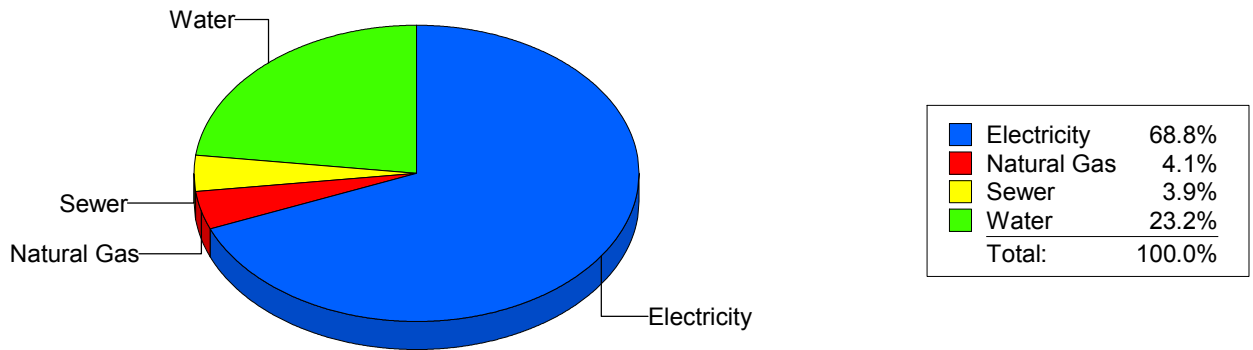
Cost Avoidance Program

Cost Summary Graph

Grouped by Energy Type

Energy Type	Use	Units	Meter Cost	Special Charges	Total Cost	Avg Unit Cost	% of Total Cost
Site: BASSET MIDDLE SCHOOL - BASSET MIDDLE SCHOOL							
Electricity	70,380	KWH	\$8,942.48	\$0.00	\$8,942.48	0.1271	68.85%
Natural Gas	758	CCF	\$534.12	\$0.00	\$534.12	0.7046	4.11%
Water	1,006	CCF	\$3,011.54	\$0.00	\$3,011.54	2.9936	23.19%
Sewer	286	CCF	\$500.83	\$0.00	\$500.83	1.7512	3.86%
Total Cost:			\$12,988.97	\$0.00	\$12,988.97		

For BASSET MIDDLE SCHOOL



Filters: Cost Center Name Not Equal To DoNotReport; Billing Period Equal To 201105

elpaso

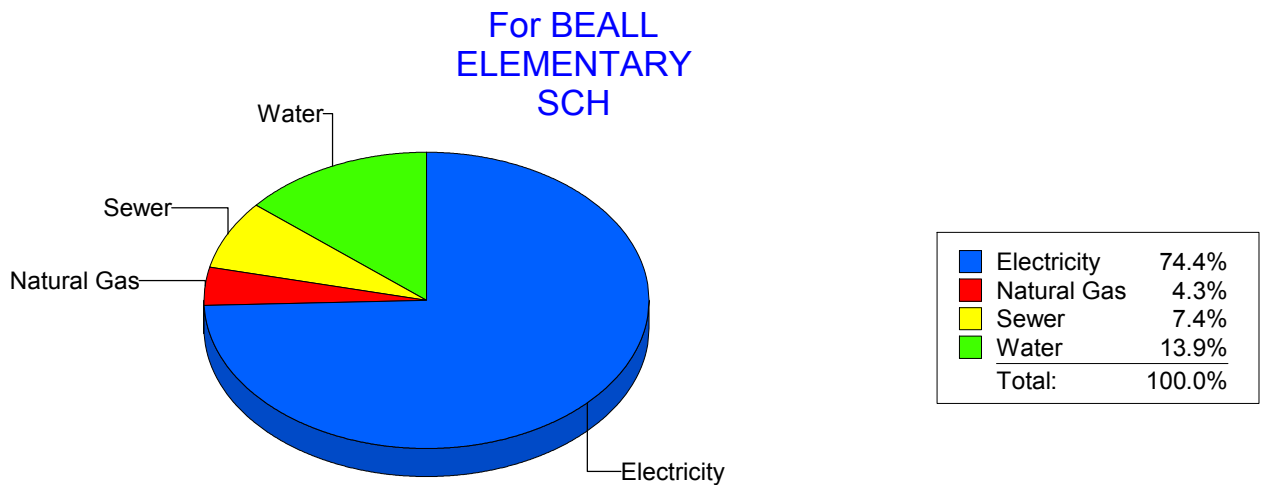
Energy CAP

Cost Avoidance Program

Cost Summary Graph

Grouped by Energy Type

Energy Type	Use	Units	Meter Cost	Special Charges	Total Cost	Avg Unit Cost	% of Total Cost
Site: BEALL ELEMENTARY SCH - BEALL ELEMENTARY SCH							
Electricity	22,800	KWH	\$2,915.82	\$0.00	\$2,915.82	0.1279	74.37%
Natural Gas	250	CCF	\$170.45	\$0.00	\$170.45	0.6818	4.35%
Water	238	CCF	\$544.39	\$0.00	\$544.39	2.2874	13.89%
Sewer	120	CCF	\$290.01	\$0.00	\$290.01	2.4168	7.40%
Total Cost:			\$3,920.67	\$0.00	\$3,920.67		



Filters: Cost Center Name Not Equal To DoNotReport; Billing Period Equal To 201105

elpaso

Energy CAP

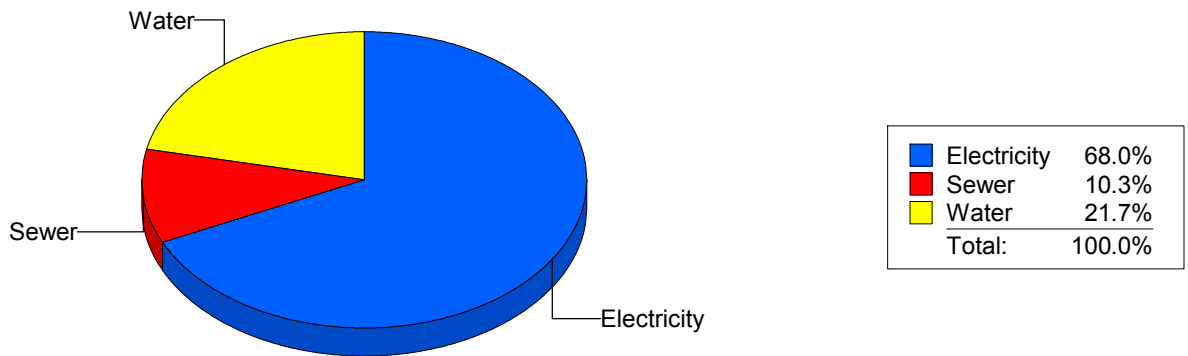
Cost Avoidance Program

Cost Summary Graph

Grouped by Energy Type

Energy Type	Use	Units	Meter Cost	Special Charges	Total Cost	Avg Unit Cost	% of Total Cost
Site: BLISS ELEMENTARY - BLISS ELEMENTARY							
Electricity	22,600	KWH	\$2,993.94	\$0.00	\$2,993.94	0.1325	68.03%
Water	480	CCF	\$955.74	\$0.00	\$955.74	1.9911	21.72%
Sewer	247	CCF	\$451.30	\$0.00	\$451.30	1.8271	10.25%
Total Cost:			\$4,400.98	\$0.00	\$4,400.98		

For BLISS ELEMENTARY



Filters: Cost Center Name Not Equal To DoNotReport; Billing Period Equal To 201105

elpaso

Energy CAP

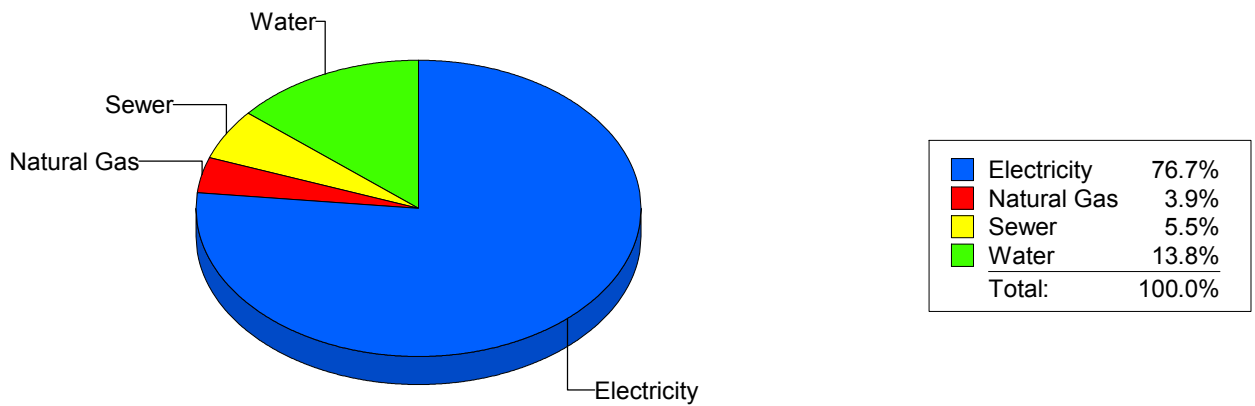
Cost Avoidance Program

Cost Summary Graph

Grouped by Energy Type

Energy Type	Use	Units	Meter Cost	Special Charges	Total Cost	Avg Unit Cost	% of Total Cost
Site: BOND - BOND ELEMENTARY							
Electricity	29,443	KWH	\$4,844.63	\$0.00	\$4,844.63	0.1645	76.73%
Natural Gas	322	CCF	\$246.61	\$0.00	\$246.61	0.7659	3.91%
Water	380	CCF	\$873.14	\$0.00	\$873.14	2.2977	13.83%
Sewer	167	CCF	\$349.70	\$0.00	\$349.70	2.0940	5.54%
Total Cost:			\$6,314.08	\$0.00	\$6,314.08		

For BOND ELEMENTARY



Filters: Cost Center Name Not Equal To DoNotReport; Billing Period Equal To 201105

elpaso

Energy CAP

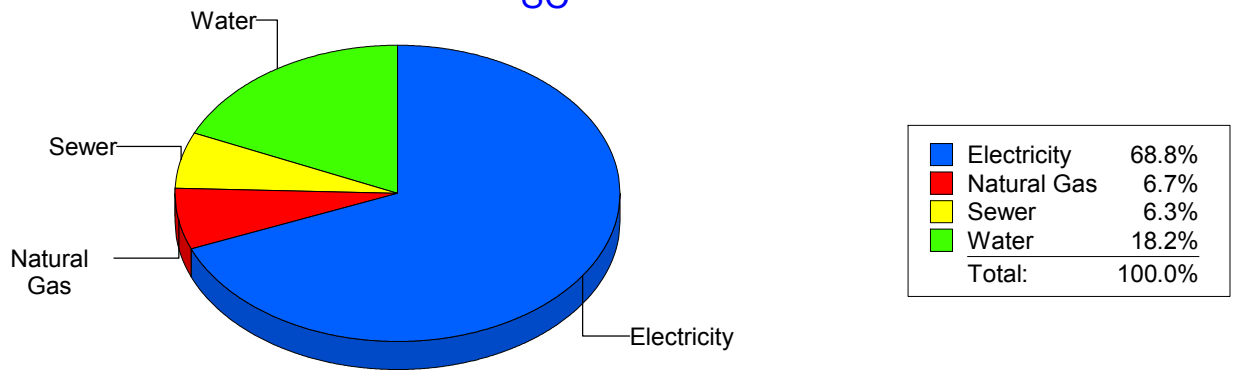
Cost Avoidance Program

Cost Summary Graph

Grouped by Energy Type

Energy Type	Use	Units	Meter Cost	Special Charges	Total Cost	Avg Unit Cost	% of Total Cost
Site: BONHAM ELEMENTARY SC - BONHAM ELEMENTARY SC							
Electricity	20,007	KWH	\$3,218.05	\$0.00	\$3,218.05	0.1608	68.77%
Natural Gas	439	CCF	\$315.55	\$0.00	\$315.55	0.7188	6.74%
Water	344	CCF	\$851.44	\$0.00	\$851.44	2.4751	18.19%
Sewer	136	CCF	\$294.55	\$0.00	\$294.55	2.1658	6.29%
Total Cost:			\$4,679.59	\$0.00	\$4,679.59		

For BONHAM ELEMENTARY SC



Filters: Cost Center Name Not Equal To DoNotReport; Billing Period Equal To 201105

elpaso

Energy CAP

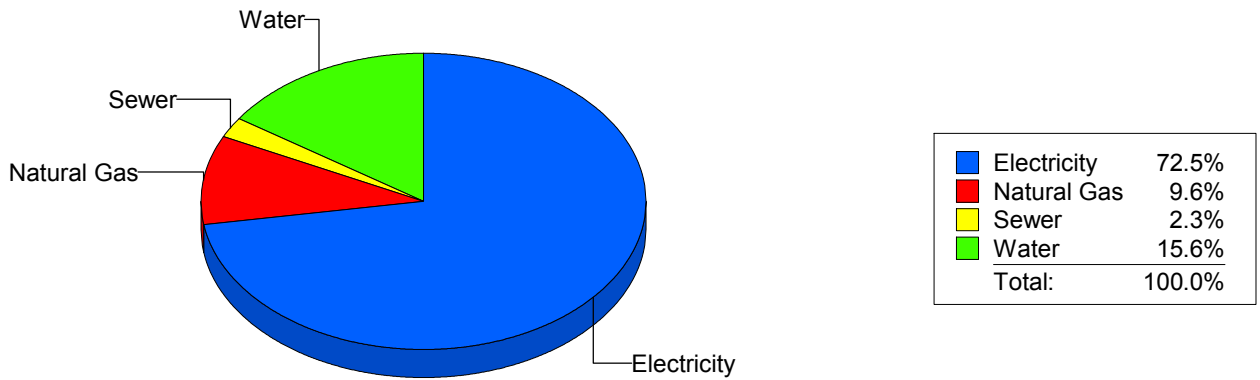
Cost Avoidance Program

Cost Summary Graph

Grouped by Energy Type

Energy Type	Use	Units	Meter Cost	Special Charges	Total Cost	Avg Unit Cost	% of Total Cost
Site: BOWIE HIGH SCHOOL - BOWIE HIGH SCHOOL							
Electricity	324,565	KWH	\$35,912.83	\$0.00	\$35,912.83	0.1106	72.46%
Natural Gas	8,308	CCF	\$4,782.71	\$0.00	\$4,782.71	0.5757	9.65%
Water	4,556	CCF	\$7,740.98	\$0.00	\$7,740.98	1.6991	15.62%
Sewer	564	CCF	\$1,128.08	\$0.00	\$1,128.08	2.0001	2.28%
Total Cost:			\$49,564.60	\$0.00	\$49,564.60		

For BOWIE HIGH SCHOOL



Filters: Cost Center Name Not Equal To DoNotReport; Billing Period Equal To 201105

elpaso

Energy CAP

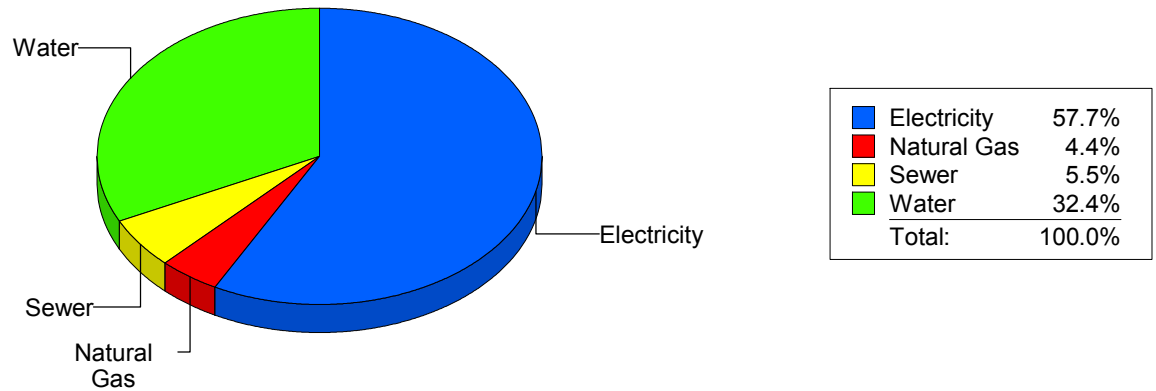
Cost Avoidance Program

Cost Summary Graph

Grouped by Energy Type

Energy Type	Use	Units	Meter Cost	Special Charges	Total Cost	Avg Unit Cost	% of Total Cost
Site: BRADLEY ELEMENTARY - BRADLEY ELEMENTARY							
Electricity	26,700	KWH	\$3,493.85	\$0.00	\$3,493.85	0.1309	57.69%
Natural Gas	414	CCF	\$268.00	\$0.00	\$268.00	0.6473	4.43%
Water	509	CCF	\$1,959.51	\$0.00	\$1,959.51	3.8497	32.35%
Sewer	97	CCF	\$335.00	\$0.00	\$335.00	3.4536	5.53%
Total Cost:			\$6,056.36	\$0.00	\$6,056.36		

For BRADLEY ELEMENTARY



Filters: Cost Center Name Not Equal To DoNotReport; Billing Period Equal To 201105

elpaso

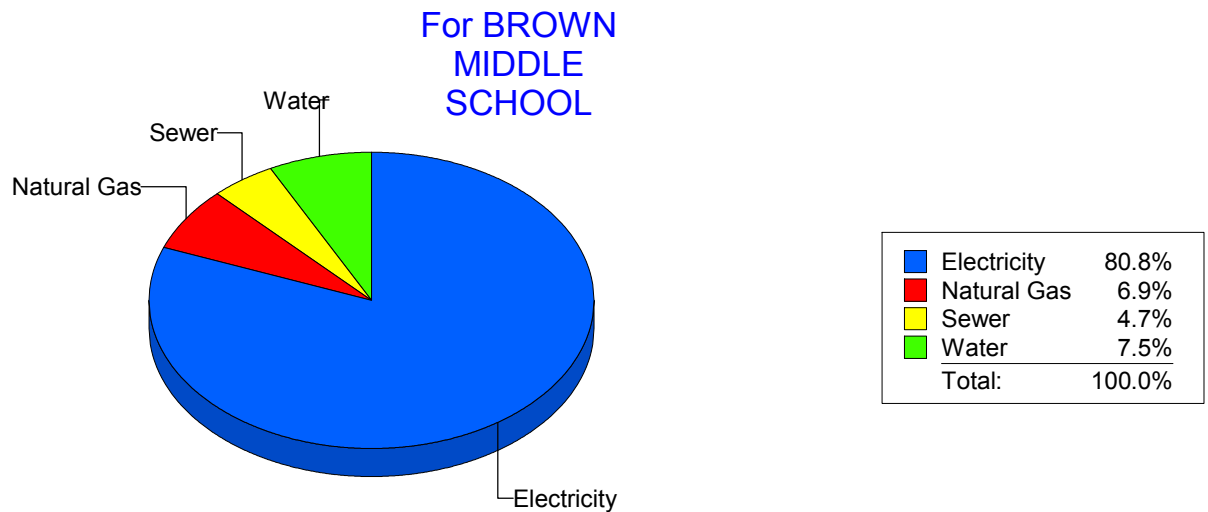
Energy CAP

Cost Avoidance Program

Cost Summary Graph

Grouped by Energy Type

Energy Type	Use	Units	Meter Cost	Special Charges	Total Cost	Avg Unit Cost	% of Total Cost
Site: BROWN MIDDLE SCHOOL - BROWN MIDDLE SCHOOL							
Electricity	103,200	KWH	\$12,421.60	\$0.00	\$12,421.60	0.1204	80.84%
Natural Gas	1,794	CCF	\$1,062.45	\$0.00	\$1,062.45	0.5922	6.91%
Water	640	CCF	\$1,157.84	\$0.00	\$1,157.84	1.8091	7.54%
Sewer	403	CCF	\$723.76	\$0.00	\$723.76	1.7959	4.71%
Total Cost:			\$15,365.65	\$0.00	\$15,365.65		



Filters: Cost Center Name Not Equal To DoNotReport; Billing Period Equal To 201105

el paso

Energy CAP

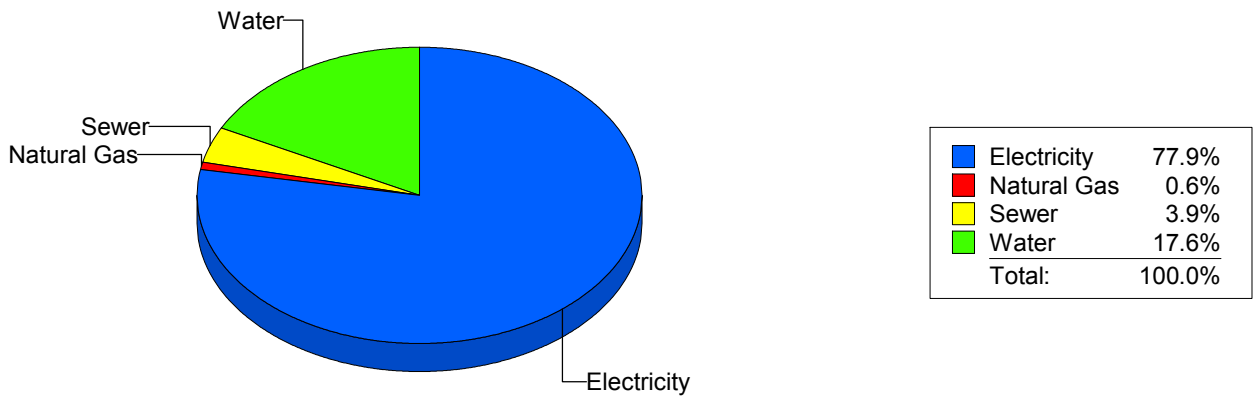
Cost Avoidance Program

Cost Summary Graph

Grouped by Energy Type

Energy Type	Use	Units	Meter Cost	Special Charges	Total Cost	Avg Unit Cost	% of Total Cost
Site: BURGESS HIGH SCHOOL - BURGESS HIGH SCHOOL							
Electricity	104,439	KWH	\$12,967.94	\$0.00	\$12,967.94	0.1242	77.87%
Natural Gas	76	CCF	\$103.11	\$0.00	\$103.11	1.3567	0.62%
Water	927	CCF	\$2,931.26	\$0.00	\$2,931.26	3.1621	17.60%
Sewer	237	CCF	\$650.55	\$0.00	\$650.55	2.7449	3.91%
Total Cost:			\$16,652.86	\$0.00	\$16,652.86		

For BURGESS HIGH SCHOOL



Filters: Cost Center Name Not Equal To DoNotReport; Billing Period Equal To 201105

el paso

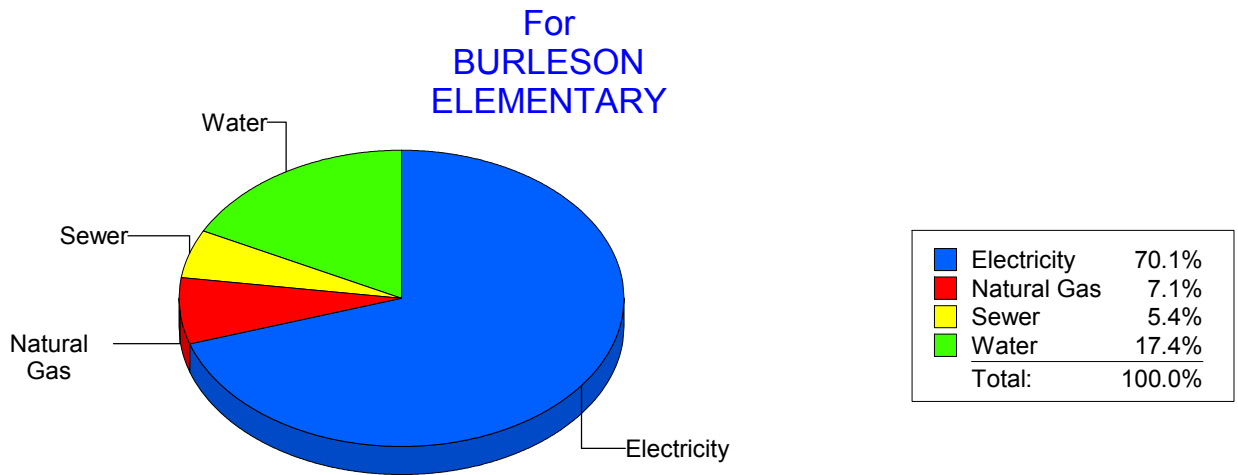
Energy CAP

Cost Avoidance Program

Cost Summary Graph

Grouped by Energy Type

Energy Type	Use	Units	Meter Cost	Special Charges	Total Cost	Avg Unit Cost	% of Total Cost
Site: BURLESON ELEMENTARY - BURLESON ELEMENTARY							
Electricity	24,599	KWH	\$3,193.13	\$0.00	\$3,193.13	0.1298	70.11%
Natural Gas	340	CCF	\$324.12	\$0.00	\$324.12	0.9533	7.12%
Water	345	CCF	\$791.81	\$0.00	\$791.81	2.2951	17.39%
Sewer	95	CCF	\$245.13	\$0.00	\$245.13	2.5803	5.38%
Total Cost:			\$4,554.19	\$0.00	\$4,554.19		



Filters: Cost Center Name Not Equal To DoNotReport; Billing Period Equal To 201105

elpaso

Energy CAP

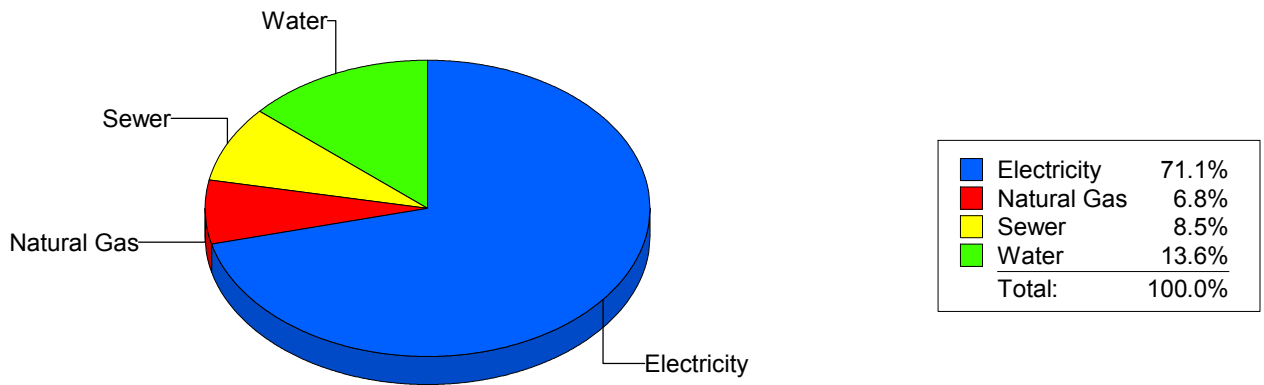
Cost Avoidance Program

Cost Summary Graph

Grouped by Energy Type

Energy Type	Use	Units	Meter Cost	Special Charges	Total Cost	Avg Unit Cost	% of Total Cost
Site: BURNET ELEMENTARY - BURNET ELEMENTARY							
Electricity	22,658	KWH	\$3,119.34	\$0.00	\$3,119.34	0.1377	71.14%
Natural Gas	416	CCF	\$299.78	\$0.00	\$299.78	0.7206	6.84%
Water	367	CCF	\$594.78	\$0.00	\$594.78	1.6207	13.56%
Sewer	243	CCF	\$370.85	\$0.00	\$370.85	1.5261	8.46%
Total Cost:			\$4,384.75	\$0.00	\$4,384.75		

For BURNET ELEMENTARY



Filters: Cost Center Name Not Equal To DoNotReport; Billing Period Equal To 201105

elpaso

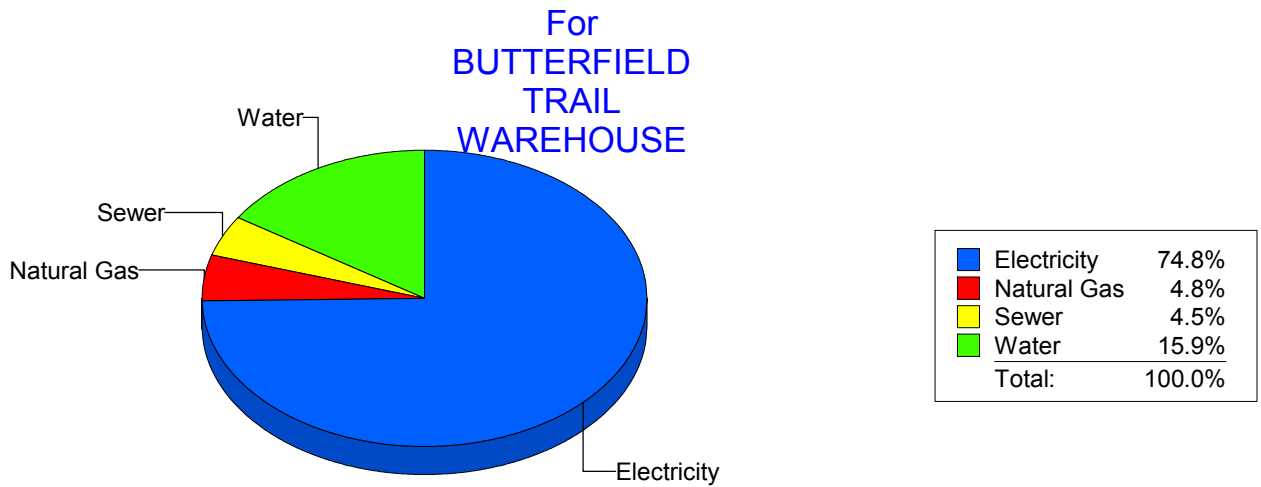
Energy CAP

Cost Avoidance Program

Cost Summary Graph

Grouped by Energy Type

Energy Type	Use	Units	Meter Cost	Special Charges	Total Cost	Avg Unit Cost	% of Total Cost
Site: BUTTERFIELDTRAILWAREHOUSE - BUTTERFIELD TRAIL WAREHOUSE							
Electricity	3,600	KWH	\$518.25	\$0.00	\$518.25	0.1440	74.80%
Natural Gas	0	CCF	\$33.38	\$0.00	\$33.38	0.0000	4.82%
Water	41	CCF	\$110.26	\$0.00	\$110.26	2.6893	15.91%
Sewer	15	CCF	\$30.99	\$0.00	\$30.99	2.0660	4.47%
Total Cost:			\$692.88	\$0.00	\$692.88		



Filters: Cost Center Name Not Equal To DoNotReport; Billing Period Equal To 201105

elpaso

Energy CAP

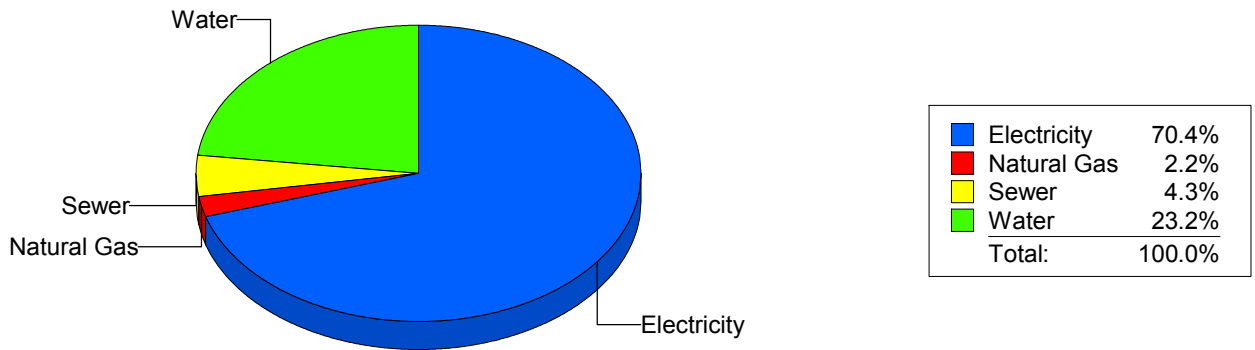
Cost Avoidance Program

Cost Summary Graph

Grouped by Energy Type

Energy Type	Use	Units	Meter Cost	Special Charges	Total Cost	Avg Unit Cost	% of Total Cost
Site: CANYON HILLS MIDDLE - CANYON HILLS MIDDLE							
Electricity	69,082	KWH	\$9,523.77	\$0.00	\$9,523.77	0.1379	70.37%
Natural Gas	406	CCF	\$296.62	\$0.00	\$296.62	0.7306	2.19%
Water	742	CCF	\$3,138.03	\$0.00	\$3,138.03	4.2292	23.19%
Sewer	120	CCF	\$576.30	\$0.00	\$576.30	4.8025	4.26%
Total Cost:			\$13,534.72	\$0.00	\$13,534.72		

For CANYON HILLS MIDDLE



Filters: Cost Center Name Not Equal To DoNotReport; Billing Period Equal To 201105

elpaso

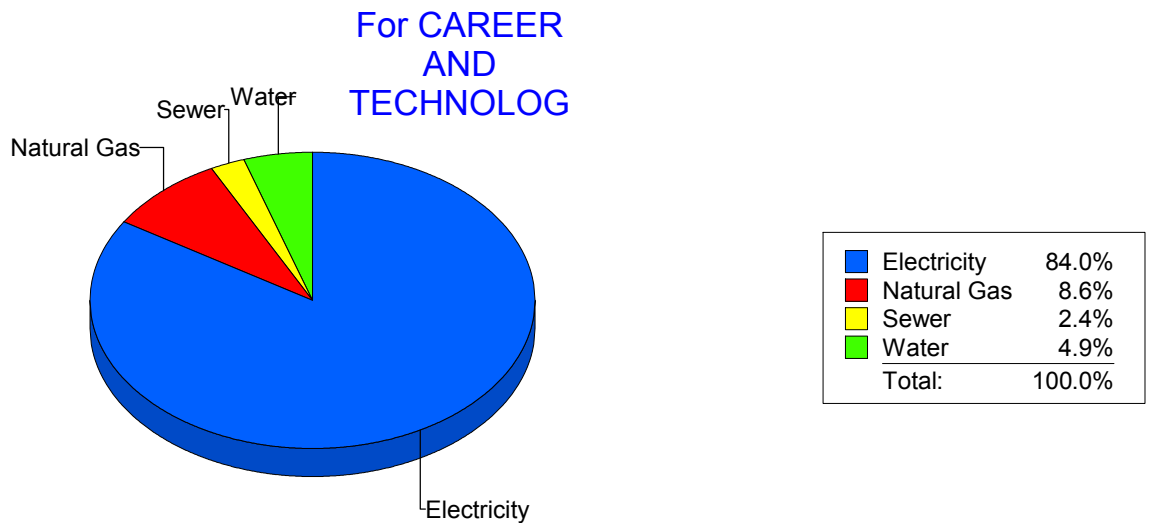
Energy CAP

Cost Avoidance Program

Cost Summary Graph

Grouped by Energy Type

Energy Type	Use	Units	Meter Cost	Special Charges	Total Cost	Avg Unit Cost	% of Total Cost
Site: CAREER AND TECHNOLOG - CAREER AND TECHNOLOG							
Electricity	119,107	KWH	\$13,435.93	\$0.00	\$13,435.93	0.1128	83.98%
Natural Gas	2,350	CCF	\$1,381.85	\$0.00	\$1,381.85	0.5880	8.64%
Water	319	CCF	\$790.33	\$0.00	\$790.33	2.4775	4.94%
Sewer	161	CCF	\$391.56	\$0.00	\$391.56	2.4320	2.45%
Total Cost:			\$15,999.67	\$0.00	\$15,999.67		



Filters: Cost Center Name Not Equal To DoNotReport; Billing Period Equal To 201105

elpaso

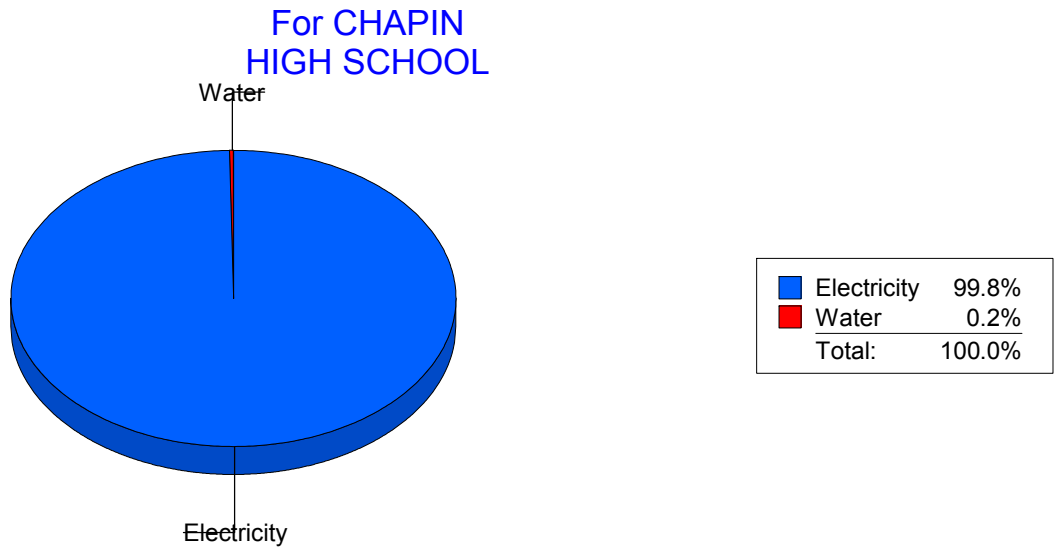
Energy CAP

Cost Avoidance Program

Cost Summary Graph

Grouped by Energy Type

Energy Type	Use	Units	Meter Cost	Special Charges	Total Cost	Avg Unit Cost	% of Total Cost
Site: CHAPIN HIGH SCHOOL - CHAPIN HIGH SCHOOL							
Electricity	243,600	KWH	\$31,617.18	\$0.00	\$31,617.18	0.1298	99.83%
Water	8	CCF	\$55.26	\$0.00	\$55.26	6.9075	0.17%
Total Cost:			\$31,672.44	\$0.00	\$31,672.44		



Filters: Cost Center Name Not Equal To DoNotReport; Billing Period Equal To 201105

elpaso

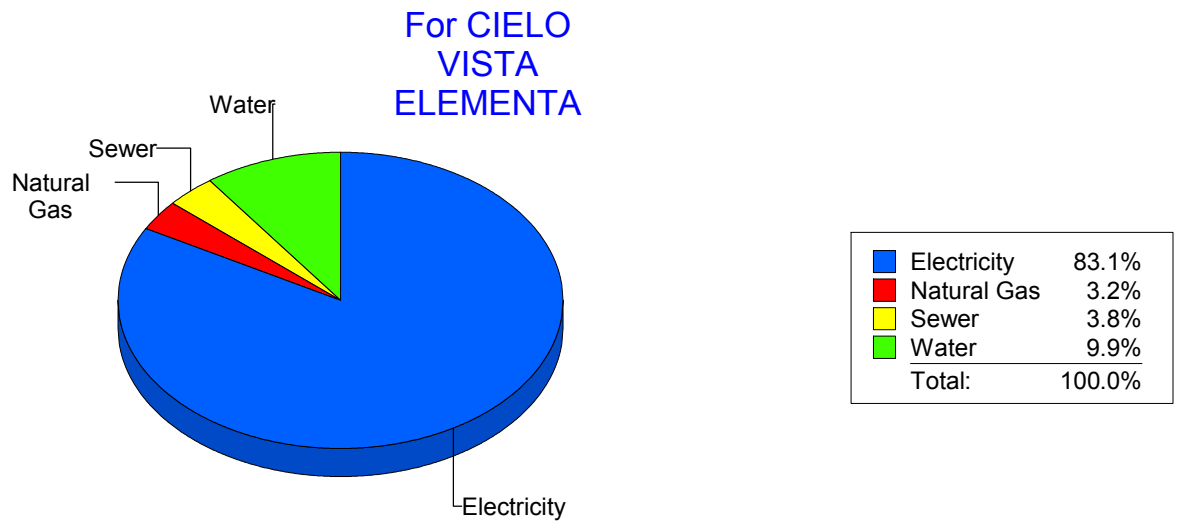
Energy CAP

Cost Avoidance Program

Cost Summary Graph

Grouped by Energy Type

Energy Type	Use	Units	Meter Cost	Special Charges	Total Cost	Avg Unit Cost	% of Total Cost
Site: CIELO VISTA ELEMENTA - CIELO VISTA ELEMENTA							
Electricity	46,400	KWH	\$6,725.13	\$0.00	\$6,725.13	0.1449	83.09%
Natural Gas	367	CCF	\$261.76	\$0.00	\$261.76	0.7132	3.23%
Water	354	CCF	\$799.92	\$0.00	\$799.92	2.2597	9.88%
Sewer	133	CCF	\$306.52	\$0.00	\$306.52	2.3047	3.79%
Total Cost:			\$8,093.33	\$0.00	\$8,093.33		



Filters: Cost Center Name Not Equal To DoNotReport; Billing Period Equal To 201105

el paso

Energy CAP

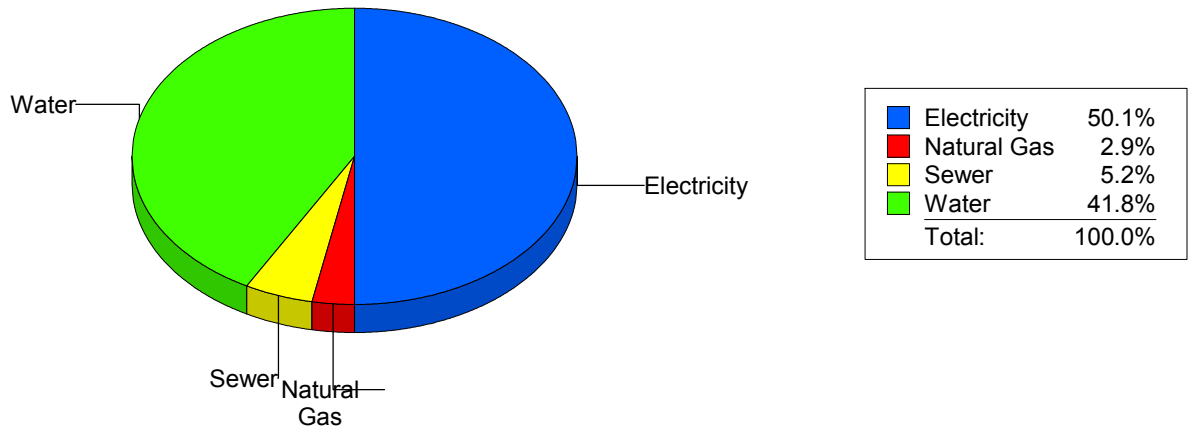
Cost Avoidance Program

Cost Summary Graph

Grouped by Energy Type

Energy Type	Use	Units	Meter Cost	Special Charges	Total Cost	Avg Unit Cost	% of Total Cost
Site: CLARDY ELEMENTARY SC - CLARDY ELEMENTARY SC							
Electricity	29,542	KWH	\$4,171.71	\$0.00	\$4,171.71	0.1412	50.13%
Natural Gas	308	CCF	\$238.32	\$0.00	\$238.32	0.7738	2.86%
Water	952	CCF	\$3,482.55	\$0.00	\$3,482.55	3.6581	41.85%
Sewer	181	CCF	\$429.72	\$0.00	\$429.72	2.3741	5.16%
Total Cost:			\$8,322.30	\$0.00	\$8,322.30		

For CLARDY
ELEMENTARY
SC



Filters: Cost Center Name Not Equal To DoNotReport; Billing Period Equal To 201105

elpaso

Energy CAP

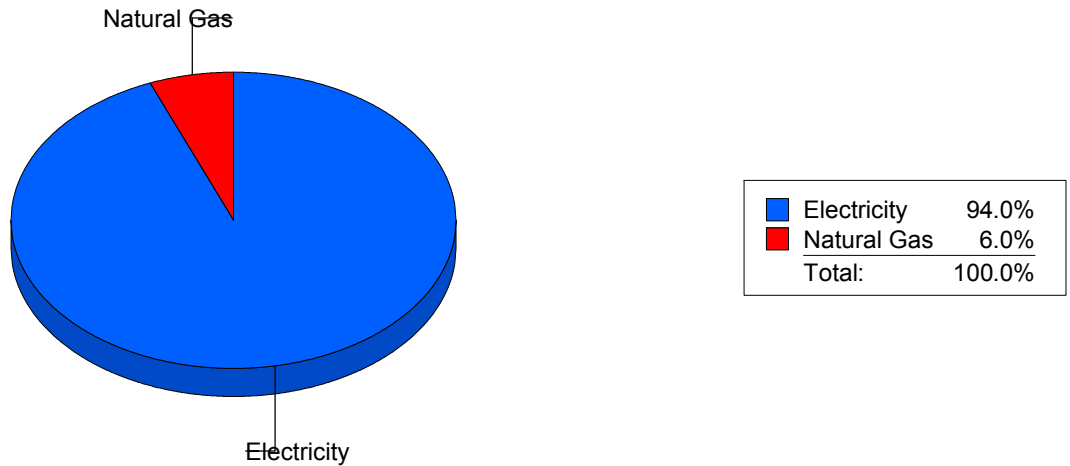
Cost Avoidance Program

Cost Summary Graph

Grouped by Energy Type

Energy Type	Use	Units	Meter Cost	Special Charges	Total Cost	Avg Unit Cost	% of Total Cost
Site: CLENDININ - CLENDININ							
Electricity	59,000	KWH	\$7,147.47	\$0.00	\$7,147.47	0.1211	94.03%
Natural Gas	735	CCF	\$454.14	\$0.00	\$454.14	0.6179	5.97%
Total Cost:			\$7,601.61	\$0.00	\$7,601.61		

For CLENDININ



Filters: Cost Center Name Not Equal To DoNotReport; Billing Period Equal To 201105

elpaso

Energy CAP

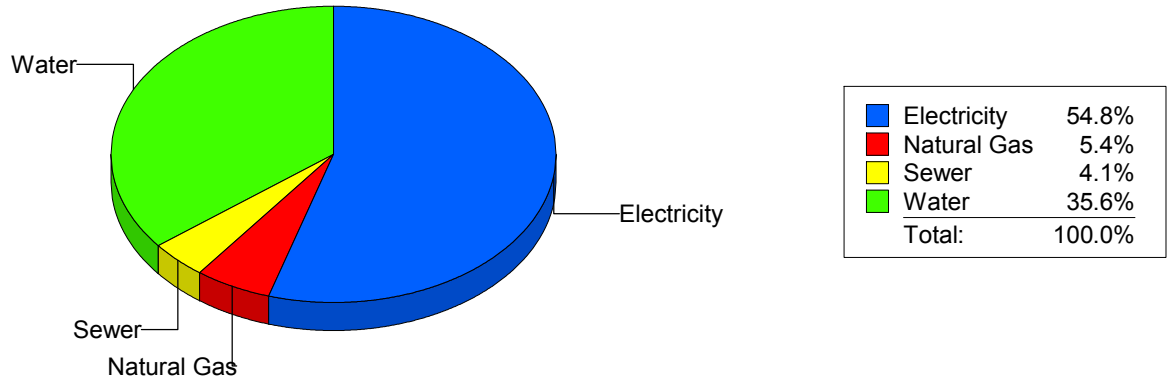
Cost Avoidance Program

Cost Summary Graph

Grouped by Energy Type

Energy Type	Use	Units	Meter Cost	Special Charges	Total Cost	Avg Unit Cost	% of Total Cost
Site: COLDWELL INTERMEDIAT - COLDWELL INTERMEDIAT							
Electricity	30,375	KWH	\$3,710.18	\$0.00	\$3,710.18	0.1221	54.84%
Natural Gas	469	CCF	\$367.13	\$0.00	\$367.13	0.7828	5.43%
Water	574	CCF	\$2,408.12	\$0.00	\$2,408.12	4.1953	35.59%
Sewer	84	CCF	\$280.64	\$0.00	\$280.64	3.3410	4.15%
Total Cost:			\$6,766.07	\$0.00	\$6,766.07		

For
COLDWELL
INTERMEDIAT



Filters: Cost Center Name Not Equal To DoNotReport; Billing Period Equal To 201105

elpaso

Energy CAP

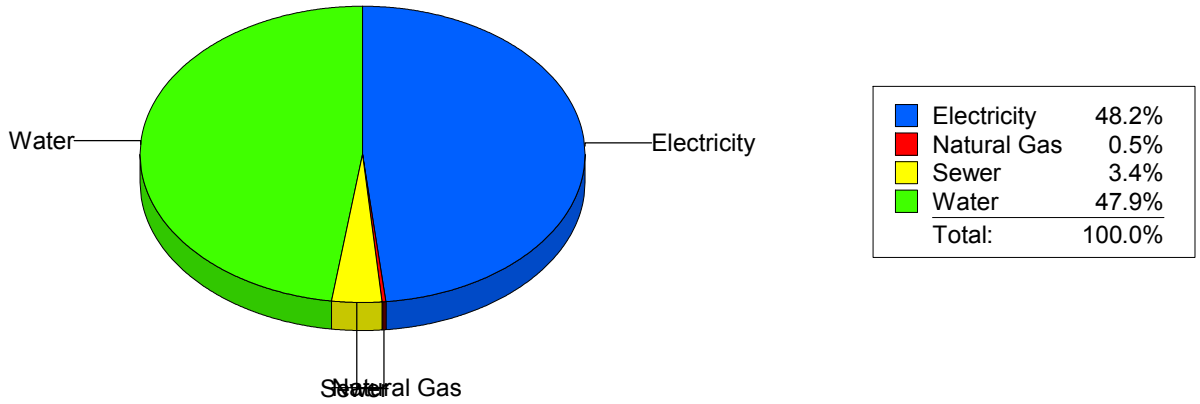
Cost Avoidance Program

Cost Summary Graph

Grouped by Energy Type

Energy Type	Use	Units	Meter Cost	Special Charges	Total Cost	Avg Unit Cost	% of Total Cost
Site: COLLINS ELEMENTARY - COLLINS ELEMENTARY							
Electricity	43,980	KWH	\$5,515.63	\$0.00	\$5,515.63	0.1254	48.21%
Natural Gas	59	CCF	\$61.60	\$0.00	\$61.60	1.0441	0.54%
Water	1,375	CCF	\$5,477.63	\$0.00	\$5,477.63	3.9837	47.88%
Sewer	196	CCF	\$386.53	\$0.00	\$386.53	1.9721	3.38%
Total Cost:			\$11,441.39	\$0.00	\$11,441.39		

For COLLINS ELEMENTARY



Filters: Cost Center Name Not Equal To DoNotReport; Billing Period Equal To 201105

elpaso

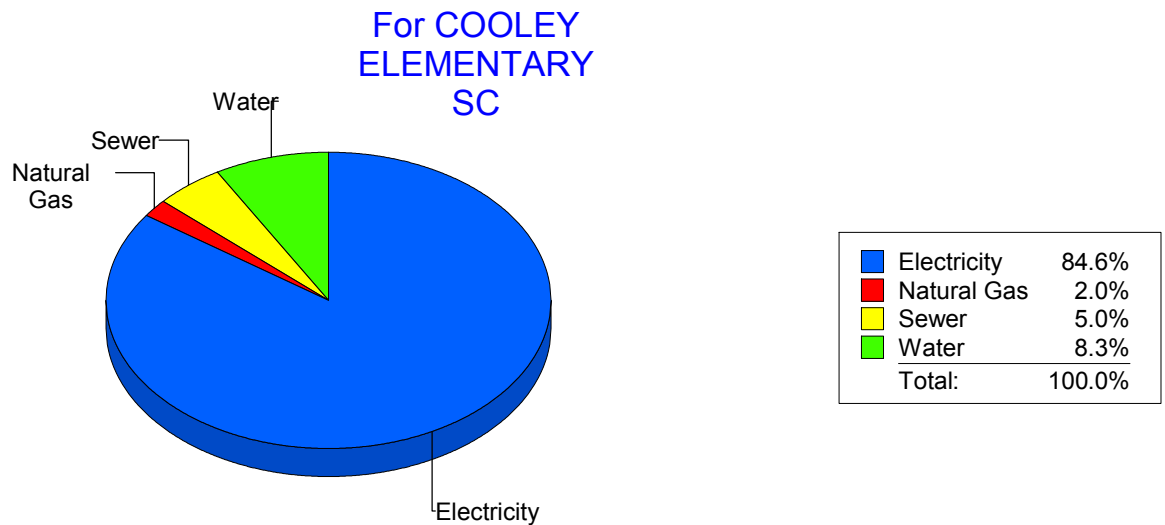
Energy CAP

Cost Avoidance Program

Cost Summary Graph

Grouped by Energy Type

Energy Type	Use	Units	Meter Cost	Special Charges	Total Cost	Avg Unit Cost	% of Total Cost
Site: COOLEY ELEMENTARY SC - COOLEY ELEMENTARY SC							
Electricity	66,600	KWH	\$9,834.92	\$0.00	\$9,834.92	0.1477	84.65%
Natural Gas	355	CCF	\$232.90	\$0.00	\$232.90	0.6561	2.00%
Water	366	CCF	\$967.40	\$0.00	\$967.40	2.6432	8.33%
Sewer	214	CCF	\$583.35	\$0.00	\$583.35	2.7259	5.02%
Total Cost:			\$11,618.57	\$0.00	\$11,618.57		



Filters: Cost Center Name Not Equal To DoNotReport; Billing Period Equal To 201105

el paso

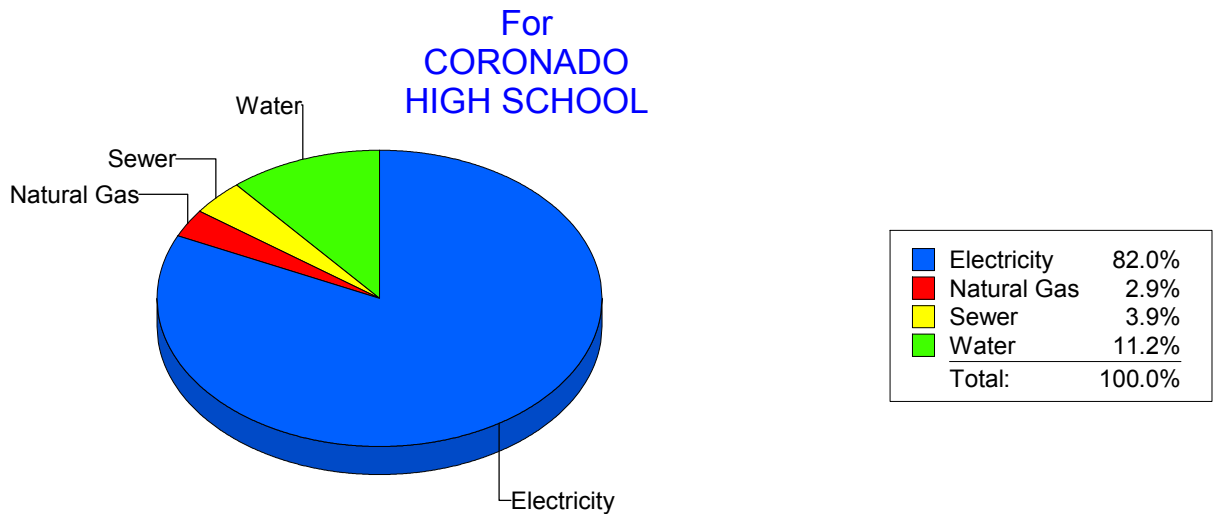
Energy CAP

Cost Avoidance Program

Cost Summary Graph

Grouped by Energy Type

Energy Type	Use	Units	Meter Cost	Special Charges	Total Cost	Avg Unit Cost	% of Total Cost
Site: CORONADO HIGH SCHOOL - CORONADO HIGH SCHOOL							
Electricity	225,847	KWH	\$29,474.74	\$0.00	\$29,474.74	0.1305	81.97%
Natural Gas	1,660	CCF	\$1,049.09	\$0.00	\$1,049.09	0.6320	2.92%
Water	2,667	CCF	\$4,032.72	\$0.00	\$4,032.72	1.5121	11.21%
Sewer	872	CCF	\$1,401.85	\$0.00	\$1,401.85	1.6076	3.90%
Total Cost:			\$35,958.40	\$0.00	\$35,958.40		



Filters: Cost Center Name Not Equal To DoNotReport; Billing Period Equal To 201105

elpaso

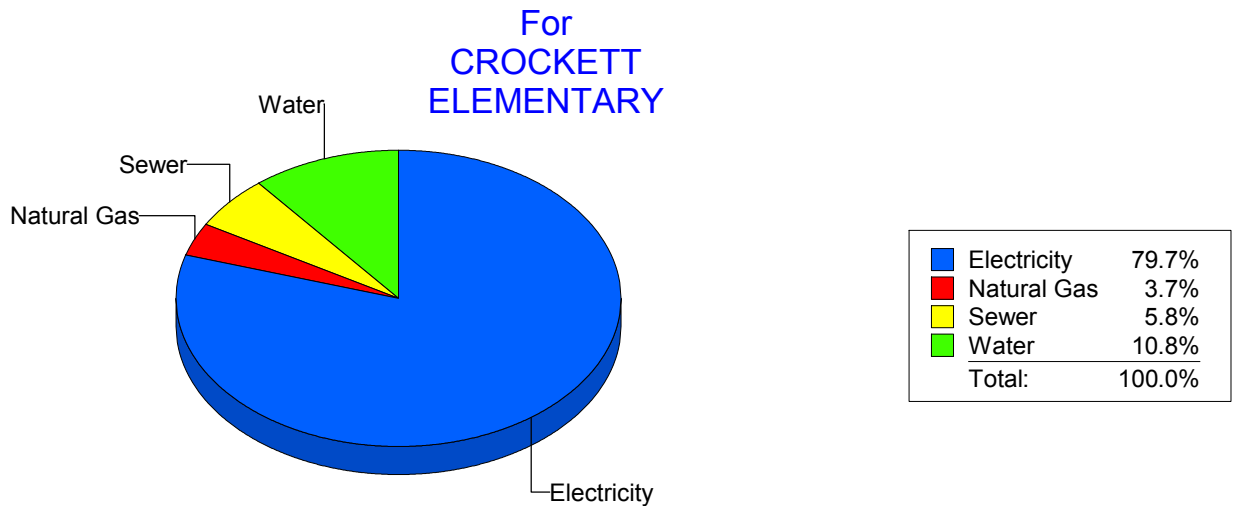
Energy CAP

Cost Avoidance Program

Cost Summary Graph

Grouped by Energy Type

Energy Type	Use	Units	Meter Cost	Special Charges	Total Cost	Avg Unit Cost	% of Total Cost
Site: CROCKETT - CROCKETT ELEMENTARY							
Electricity	32,400	KWH	\$4,184.52	\$0.00	\$4,184.52	0.1292	79.74%
Natural Gas	287	CCF	\$192.44	\$0.00	\$192.44	0.6705	3.67%
Water	250	CCF	\$568.57	\$0.00	\$568.57	2.2743	10.83%
Sewer	140	CCF	\$302.28	\$0.00	\$302.28	2.1591	5.76%
Total Cost:			\$5,247.81	\$0.00	\$5,247.81		



Filters: Cost Center Name Not Equal To DoNotReport; Billing Period Equal To 201105

elpaso

Energy CAP

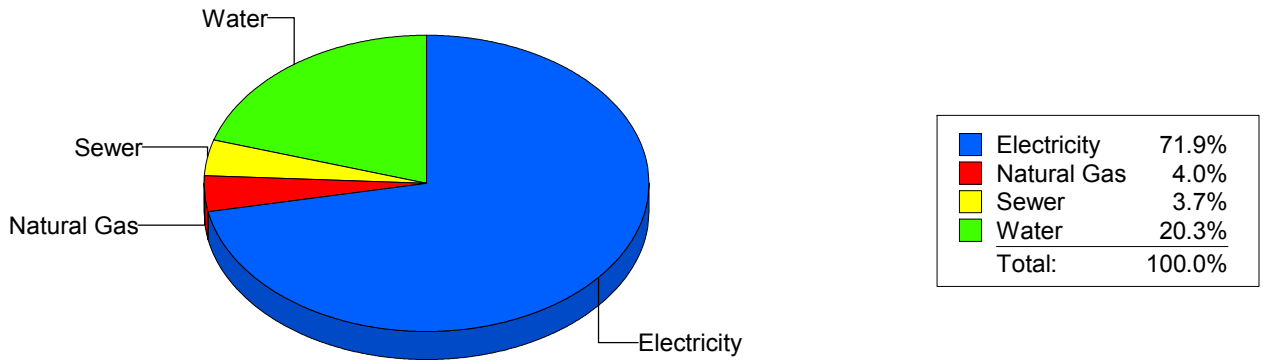
Cost Avoidance Program

Cost Summary Graph

Grouped by Energy Type

Energy Type	Use	Units	Meter Cost	Special Charges	Total Cost	Avg Unit Cost	% of Total Cost
Site: CROSBY ELEMENTARY - CROSBY ELEMENTARY							
Electricity	33,170	KWH	\$4,382.74	\$0.00	\$4,382.74	0.1321	71.92%
Natural Gas	322	CCF	\$246.53	\$0.00	\$246.53	0.7656	4.05%
Water	351	CCF	\$1,238.20	\$0.00	\$1,238.20	3.5276	20.32%
Sewer	80	CCF	\$226.08	\$0.00	\$226.08	2.8260	3.71%
Total Cost:			\$6,093.55	\$0.00	\$6,093.55		

For CROSBY ELEMENTARY



Filters: Cost Center Name Not Equal To DoNotReport; Billing Period Equal To 201105

elpaso

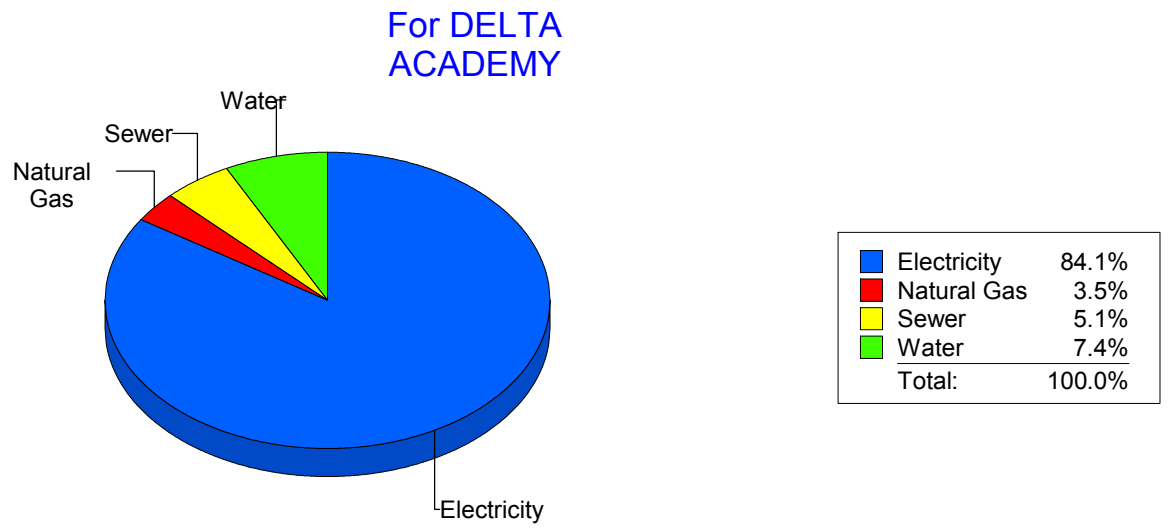
Energy CAP

Cost Avoidance Program

Cost Summary Graph

Grouped by Energy Type

Energy Type	Use	Units	Meter Cost	Special Charges	Total Cost	Avg Unit Cost	% of Total Cost
Site: DELTA ACADEMY - DELTA ACADEMY							
Electricity	41 KWH		\$511.27	\$0.00	\$511.27	12.4700	84.06%
Natural Gas	32 CCF		\$21.02	\$0.00	\$21.02	0.6569	3.46%
Water	17 CCF		\$45.15	\$0.00	\$45.15	2.6559	7.42%
Sewer	12 CCF		\$30.76	\$0.00	\$30.76	2.5633	5.06%
Total Cost:			\$608.20	\$0.00	\$608.20		



Filters: Cost Center Name Not Equal To DoNotReport; Billing Period Equal To 201105

elpaso

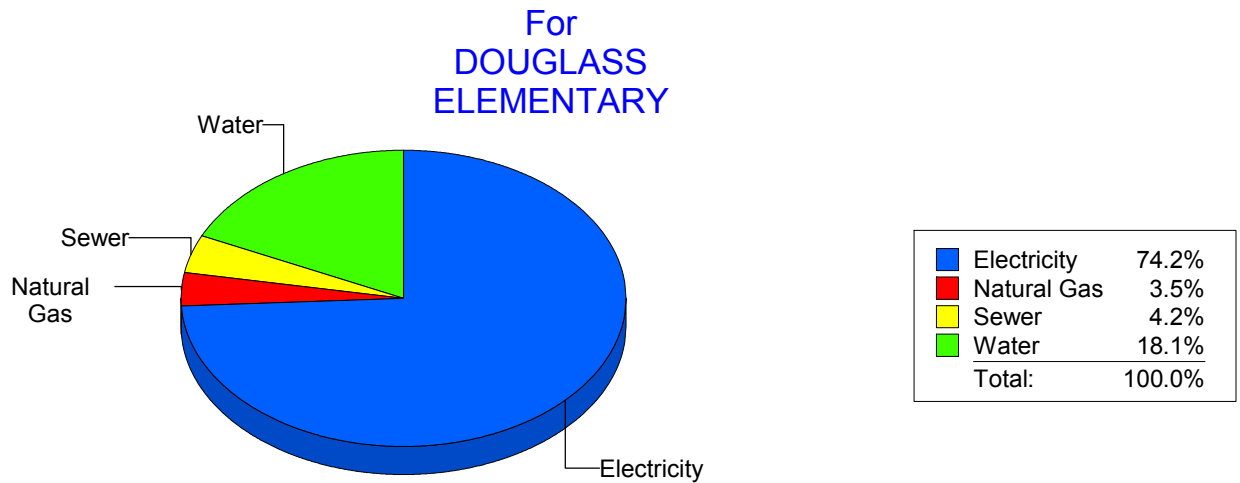
Energy CAP

Cost Avoidance Program

Cost Summary Graph

Grouped by Energy Type

Energy Type	Use	Units	Meter Cost	Special Charges	Total Cost	Avg Unit Cost	% of Total Cost
Site: DOUGLASS ELEMENTARY - DOUGLASS ELEMENTARY							
Electricity	43,322	KWH	\$5,131.79	\$0.00	\$5,131.79	0.1185	74.15%
Natural Gas	318	CCF	\$243.57	\$0.00	\$243.57	0.7659	3.52%
Water	355	CCF	\$1,255.33	\$0.00	\$1,255.33	3.5361	18.14%
Sewer	93	CCF	\$289.79	\$0.00	\$289.79	3.1160	4.19%
Total Cost:			\$6,920.48	\$0.00	\$6,920.48		



Filters: Cost Center Name Not Equal To DoNotReport; Billing Period Equal To 201105

elpaso

Energy CAP

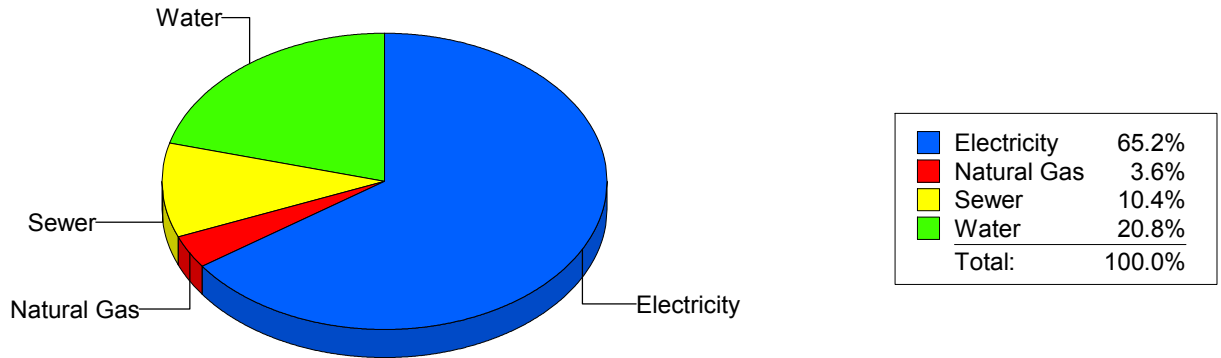
Cost Avoidance Program

Cost Summary Graph

Grouped by Energy Type

Energy Type	Use	Units	Meter Cost	Special Charges	Total Cost	Avg Unit Cost	% of Total Cost
Site: DOWELL ELEMENTARY - DOWELL ELEMENTARY							
Electricity	23,526	KWH	\$3,217.10	\$0.00	\$3,217.10	0.1367	65.18%
Natural Gas	263	CCF	\$178.34	\$0.00	\$178.34	0.6781	3.61%
Water	552	CCF	\$1,026.14	\$0.00	\$1,026.14	1.8589	20.79%
Sewer	366	CCF	\$514.30	\$0.00	\$514.30	1.4052	10.42%
Total Cost:			\$4,935.88	\$0.00	\$4,935.88		

For DOWELL ELEMENTARY



Filters: Cost Center Name Not Equal To DoNotReport; Billing Period Equal To 201105

el paso

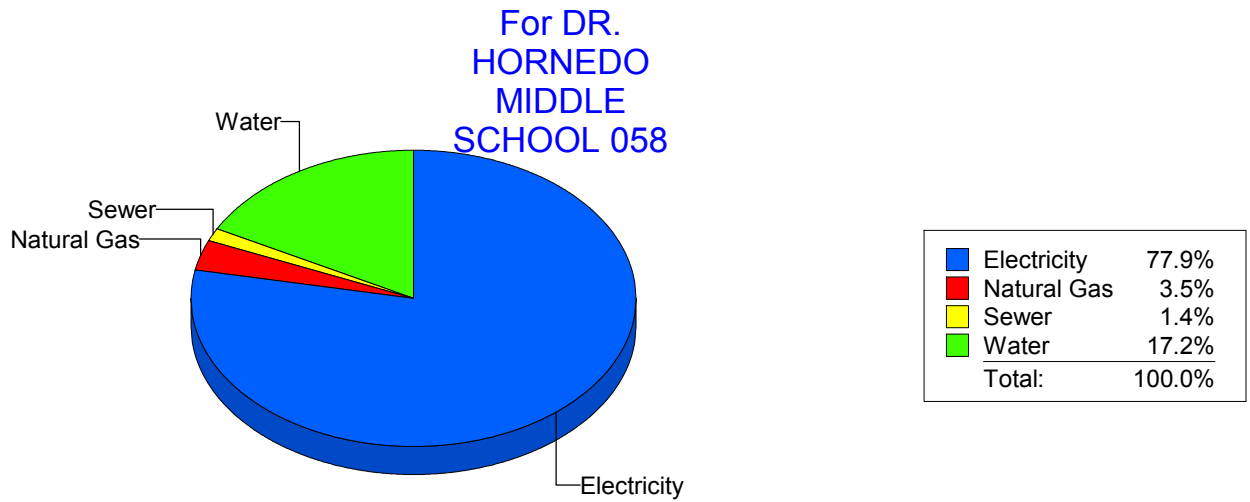
Energy CAP

Cost Avoidance Program

Cost Summary Graph

Grouped by Energy Type

Energy Type	Use	Units	Meter Cost	Special Charges	Total Cost	Avg Unit Cost	% of Total Cost
Site: DRHORNEDOMIDDLESCHOOL - DR. HORNEDO MIDDLE SCHOOL 058							
Electricity	113,600	KWH	\$18,971.98	\$0.00	\$18,971.98	0.1670	77.92%
Natural Gas	1,412	CCF	\$843.03	\$0.00	\$843.03	0.5970	3.46%
Water	1,233	CCF	\$4,182.42	\$0.00	\$4,182.42	3.3921	17.18%
Sewer	108	CCF	\$349.11	\$0.00	\$349.11	3.2325	1.43%
Total Cost:			\$24,346.54	\$0.00	\$24,346.54		



Filters: Cost Center Name Not Equal To DoNotReport; Billing Period Equal To 201105

el paso

Energy CAP

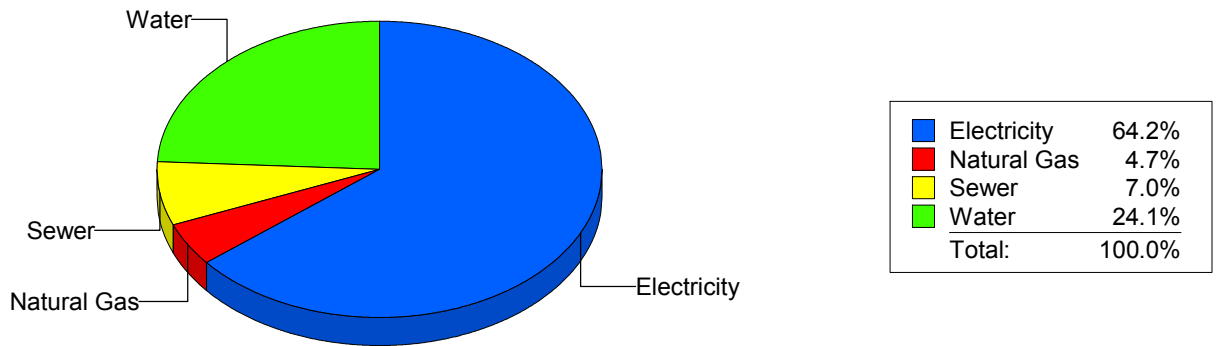
Cost Avoidance Program

Cost Summary Graph

Grouped by Energy Type

Energy Type	Use	Units	Meter Cost	Special Charges	Total Cost	Avg Unit Cost	% of Total Cost
Site: DR. L.A. NIXON ELEME - DR. L.A. NIXON ELEME							
Electricity	42,500	KWH	\$5,136.11	\$0.00	\$5,136.11	0.1208	64.22%
Natural Gas	545	CCF	\$378.39	\$0.00	\$378.39	0.6943	4.73%
Water	715	CCF	\$1,924.33	\$0.00	\$1,924.33	2.6914	24.06%
Sewer	244	CCF	\$559.21	\$0.00	\$559.21	2.2918	6.99%
Total Cost:			\$7,998.04	\$0.00	\$7,998.04		

For DR. L.A. NIXON ELEME



Filters: Cost Center Name Not Equal To DoNotReport; Billing Period Equal To 201105

elpaso

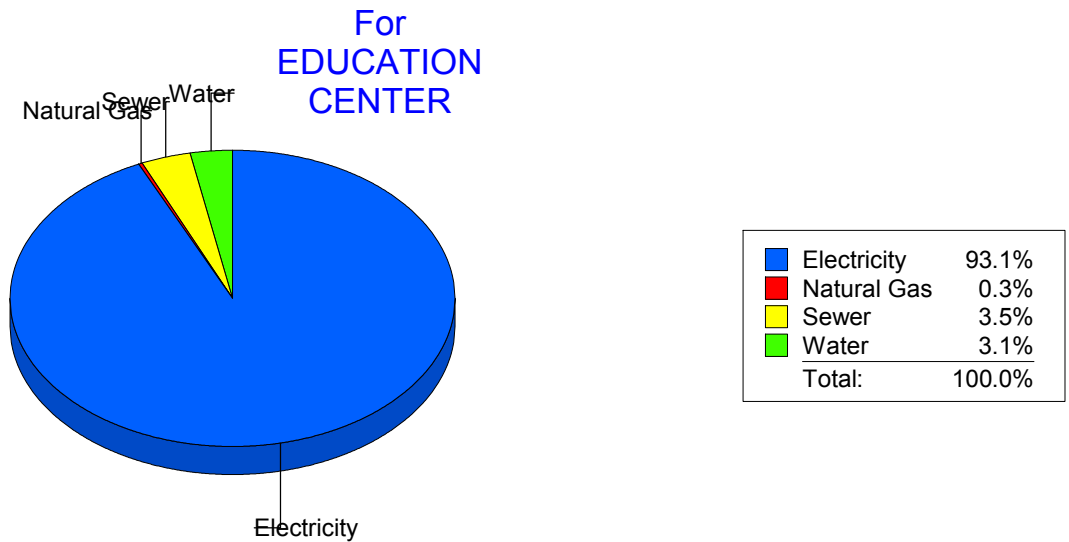
Energy CAP

Cost Avoidance Program

Cost Summary Graph

Grouped by Energy Type

Energy Type	Use	Units	Meter Cost	Special Charges	Total Cost	Avg Unit Cost	% of Total Cost
Site: EDUCATION CENTER - EDUCATION CENTER							
Electricity	298,089	KWH	\$32,214.41	\$0.00	\$32,214.41	0.1081	93.12%
Natural Gas	119	CCF	\$92.52	\$0.00	\$92.52	0.7775	0.27%
Water	445	CCF	\$1,078.46	\$0.00	\$1,078.46	2.4235	3.12%
Sewer	659	CCF	\$1,210.74	\$0.00	\$1,210.74	1.8372	3.50%
Total Cost:			\$34,596.13	\$0.00	\$34,596.13		



Filters: Cost Center Name Not Equal To DoNotReport; Billing Period Equal To 201105

elpaso

Energy CAP

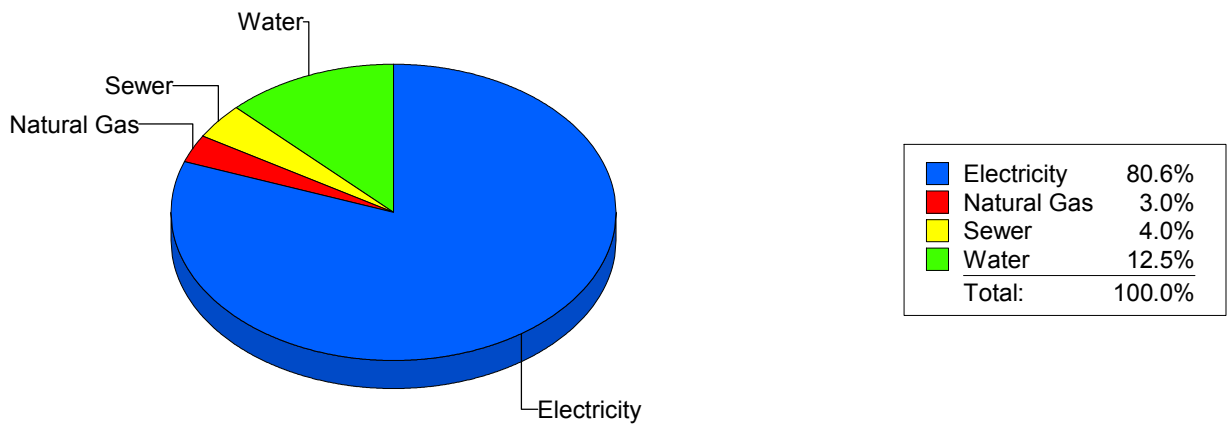
Cost Avoidance Program

Cost Summary Graph

Grouped by Energy Type

Energy Type	Use	Units	Meter Cost	Special Charges	Total Cost	Avg Unit Cost	% of Total Cost
Site: EL PASO HIGH SCHOOL - EL PASO HIGH SCHOOL							
Electricity	195,068	KWH	\$23,994.51	\$0.00	\$23,994.51	0.1230	80.56%
Natural Gas	1,268	CCF	\$896.92	\$0.00	\$896.92	0.7074	3.01%
Water	1,244	CCF	\$3,714.49	\$0.00	\$3,714.49	2.9859	12.47%
Sewer	604	CCF	\$1,178.88	\$0.00	\$1,178.88	1.9518	3.96%
Total Cost:			\$29,784.80	\$0.00	\$29,784.80		

For EL PASO HIGH SCHOOL



Filters: Cost Center Name Not Equal To DoNotReport; Billing Period Equal To 201105

elpaso

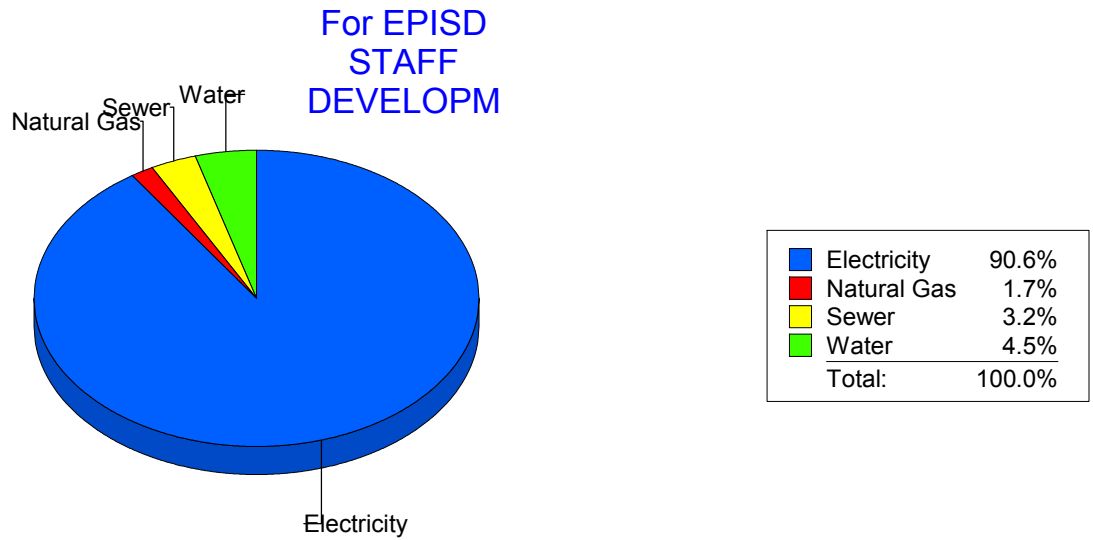
Energy CAP

Cost Avoidance Program

Cost Summary Graph

Grouped by Energy Type

Energy Type	Use	Units	Meter Cost	Special Charges	Total Cost	Avg Unit Cost	% of Total Cost
Site: EPISD STAFF DEVELOPM - EPISD STAFF DEVELOPM							
Electricity	18,920	KWH	\$2,338.82	\$0.00	\$2,338.82	0.1236	90.64%
Natural Gas	20	CCF	\$42.95	\$0.00	\$42.95	2.1475	1.66%
Water	35	CCF	\$114.89	\$0.00	\$114.89	3.2826	4.45%
Sewer	27	CCF	\$83.77	\$0.00	\$83.77	3.1026	3.25%
Total Cost:			\$2,580.43	\$0.00	\$2,580.43		



Filters: Cost Center Name Not Equal To DoNotReport; Billing Period Equal To 201105

elpaso

Energy CAP

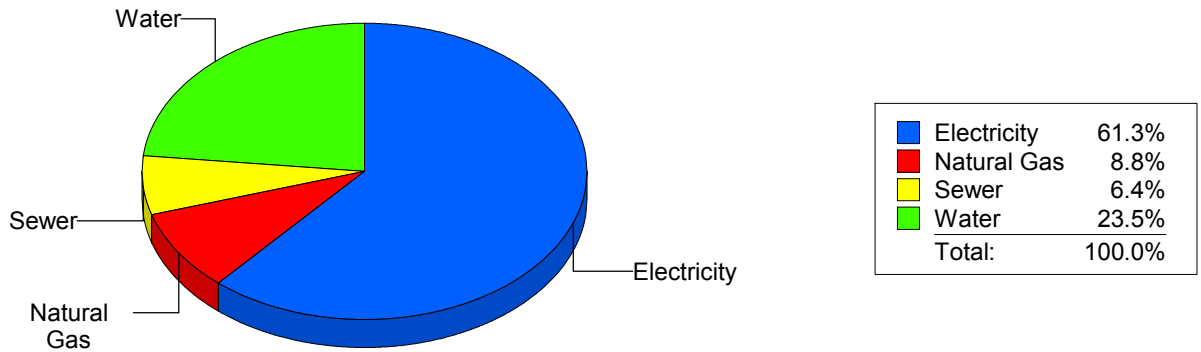
Cost Avoidance Program

Cost Summary Graph

Grouped by Energy Type

Energy Type	Use	Units	Meter Cost	Special Charges	Total Cost	Avg Unit Cost	% of Total Cost
Site: FANNIN ELEMENTARY - FANNIN ELEMENTARY							
Electricity	24,197	KWH	\$3,939.49	\$0.00	\$3,939.49	0.1628	61.33%
Natural Gas	821	CCF	\$567.63	\$0.00	\$567.63	0.6914	8.84%
Water	647	CCF	\$1,506.91	\$0.00	\$1,506.91	2.3291	23.46%
Sewer	165	CCF	\$409.40	\$0.00	\$409.40	2.4812	6.37%
Total Cost:			\$6,423.43	\$0.00	\$6,423.43		

For FANNIN ELEMENTARY



Filters: Cost Center Name Not Equal To DoNotReport; Billing Period Equal To 201105

el Paso

Energy CAP

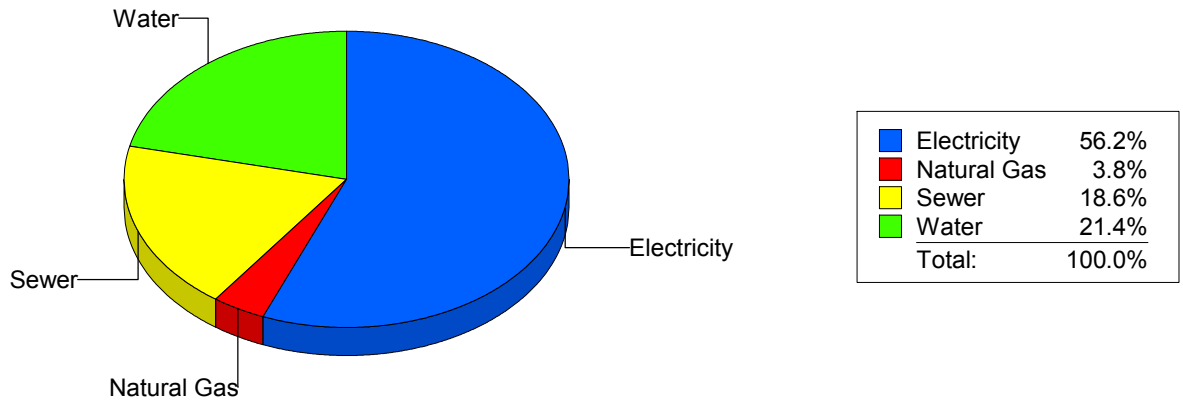
Cost Avoidance Program

Cost Summary Graph

Grouped by Energy Type

Energy Type	Use	Units	Meter Cost	Special Charges	Total Cost	Avg Unit Cost	% of Total Cost
Site: FINE ARTS/MULTIMEDIA - FINE ARTS/MULTIMEDIA							
Electricity	5,557	KWH	\$766.28	\$0.00	\$766.28	0.1379	56.25%
Natural Gas	38	CCF	\$51.56	\$0.00	\$51.56	1.3568	3.78%
Water	158	CCF	\$291.73	\$0.00	\$291.73	1.8464	21.41%
Sewer	150	CCF	\$252.74	\$0.00	\$252.74	1.6849	18.55%
Total Cost:			\$1,362.31	\$0.00	\$1,362.31		

For FINE ARTS/MULTIMEDIA



Filters: Cost Center Name Not Equal To DoNotReport; Billing Period Equal To 201105

elpaso

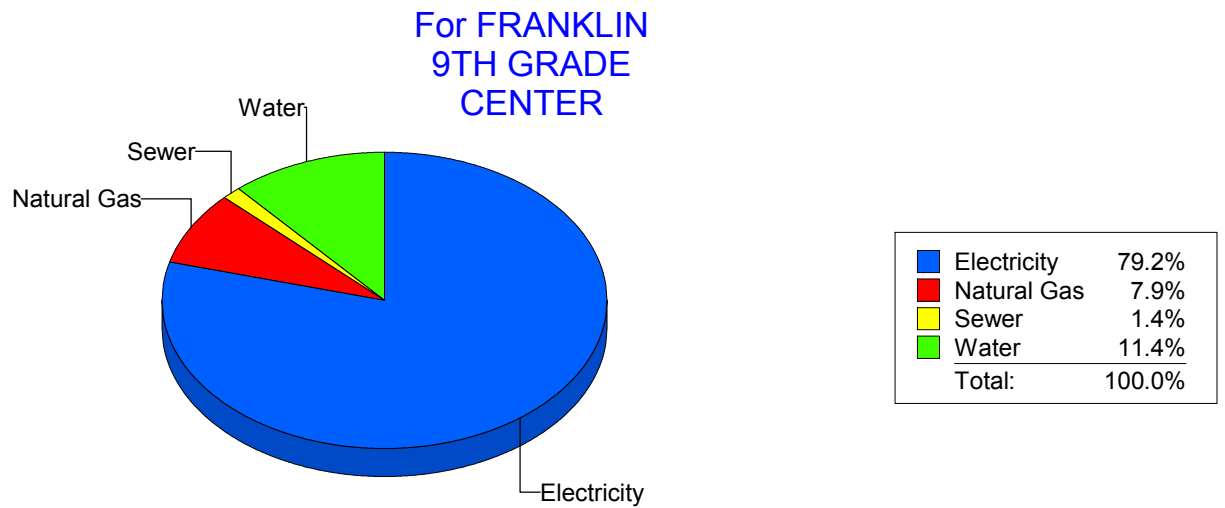
Energy CAP

Cost Avoidance Program

Cost Summary Graph

Grouped by Energy Type

Energy Type	Use	Units	Meter Cost	Special Charges	Total Cost	Avg Unit Cost	% of Total Cost
Site: FRANKLIN9THGRADECENTER - FRANKLIN 9TH GRADE CENTER							
Electricity	179,000	KWH	\$18,971.23	\$0.00	\$18,971.23	0.1060	79.22%
Natural Gas	3,259	CCF	\$1,901.35	\$0.00	\$1,901.35	0.5834	7.94%
Water	2,298	CCF	\$2,735.87	\$0.00	\$2,735.87	1.1905	11.42%
Sewer	100	CCF	\$338.95	\$0.00	\$338.95	3.3895	1.42%
Total Cost:			\$23,947.40	\$0.00	\$23,947.40		



Filters: Cost Center Name Not Equal To DoNotReport; Billing Period Equal To 201105

elpaso

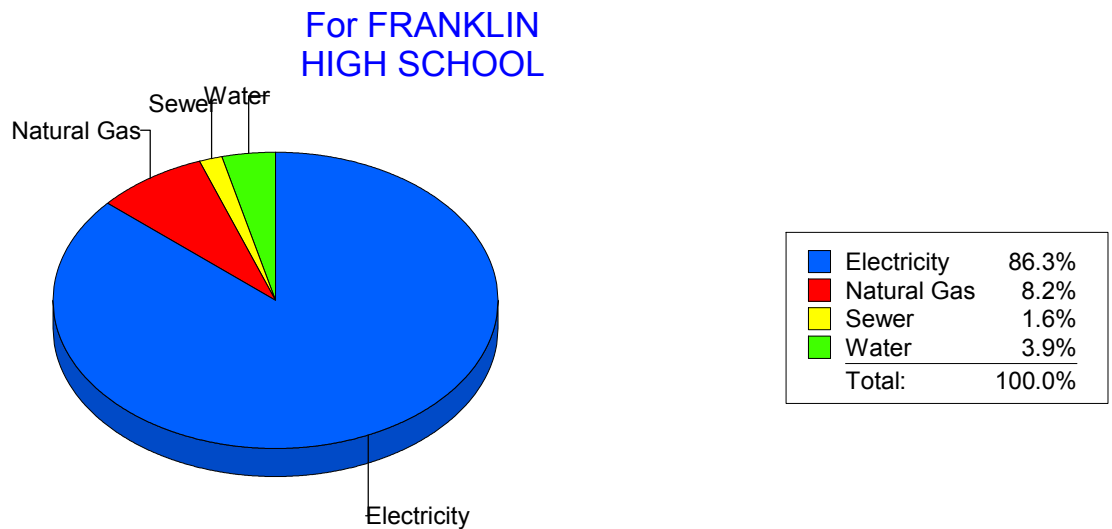
Energy CAP

Cost Avoidance Program

Cost Summary Graph

Grouped by Energy Type

Energy Type	Use	Units	Meter Cost	Special Charges	Total Cost	Avg Unit Cost	% of Total Cost
Site: FRANKLIN HIGH SCHOOL - FRANKLIN HIGH SCHOOL							
Electricity	285,476	KWH	\$33,268.85	\$0.00	\$33,268.85	0.1165	86.35%
Natural Gas	5,455	CCF	\$3,168.85	\$0.00	\$3,168.85	0.5809	8.22%
Water	664	CCF	\$1,489.04	\$0.00	\$1,489.04	2.2425	3.86%
Sewer	307	CCF	\$601.84	\$0.00	\$601.84	1.9604	1.56%
Total Cost:			\$38,528.58	\$0.00	\$38,528.58		



Filters: Cost Center Name Not Equal To DoNotReport; Billing Period Equal To 201105

elpaso

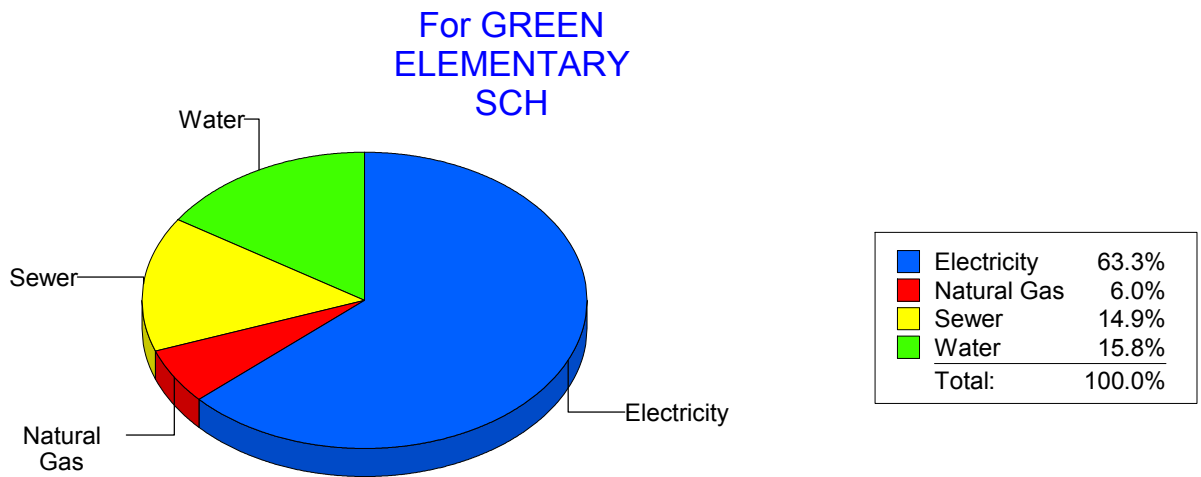
Energy CAP

Cost Avoidance Program

Cost Summary Graph

Grouped by Energy Type

Energy Type	Use	Units	Meter Cost	Special Charges	Total Cost	Avg Unit Cost	% of Total Cost
Site: GREEN ELEMENTARY SCH - GREEN ELEMENTARY SCH							
Electricity	28,800	KWH	\$3,498.13	\$0.00	\$3,498.13	0.1215	63.32%
Natural Gas	472	CCF	\$334.13	\$0.00	\$334.13	0.7079	6.05%
Water	399	CCF	\$871.02	\$0.00	\$871.02	2.1830	15.77%
Sewer	431	CCF	\$821.56	\$0.00	\$821.56	1.9062	14.87%
Total Cost:			\$5,524.84	\$0.00	\$5,524.84		



Filters: Cost Center Name Not Equal To DoNotReport; Billing Period Equal To 201105

elpaso

Energy CAP

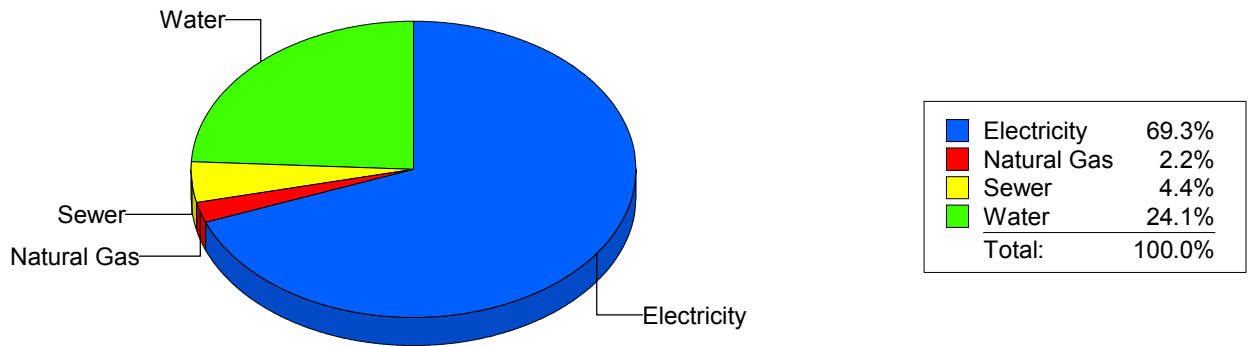
Cost Avoidance Program

Cost Summary Graph

Grouped by Energy Type

Energy Type	Use	Units	Meter Cost	Special Charges	Total Cost	Avg Unit Cost	% of Total Cost
Site: GUILLEN MIDDLE SCHOO - GUILLEN MIDDLE SCHOO							
Electricity	86,070	KWH	\$9,827.38	\$0.00	\$9,827.38	0.1142	69.27%
Natural Gas	443	CCF	\$318.52	\$0.00	\$318.52	0.7190	2.25%
Water	1,331	CCF	\$3,421.23	\$0.00	\$3,421.23	2.5704	24.11%
Sewer	331	CCF	\$620.22	\$0.00	\$620.22	1.8738	4.37%
Total Cost:			\$14,187.35	\$0.00	\$14,187.35		

For GUILLEN MIDDLE SCHOO



Filters: Cost Center Name Not Equal To DoNotReport; Billing Period Equal To 201105

elpaso

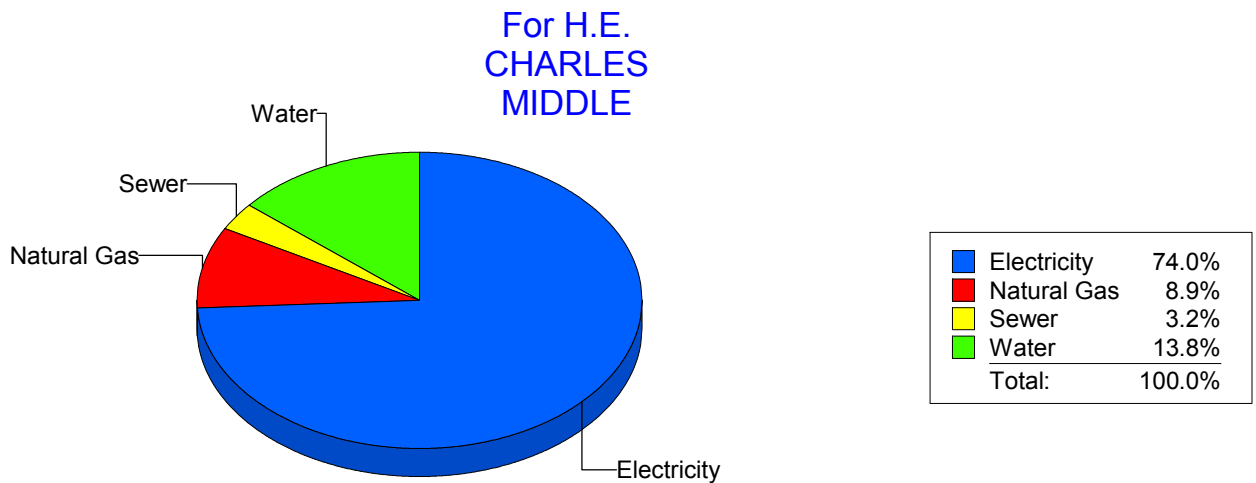
Energy CAP

Cost Avoidance Program

Cost Summary Graph

Grouped by Energy Type

Energy Type	Use	Units	Meter Cost	Special Charges	Total Cost	Avg Unit Cost	% of Total Cost
Site: H.E. CHARLES MIDDLE - H.E. CHARLES MIDDLE							
Electricity	102,893	KWH	\$11,771.09	\$0.00	\$11,771.09	0.1144	74.04%
Natural Gas	2,415	CCF	\$1,419.18	\$0.00	\$1,419.18	0.5877	8.93%
Water	761	CCF	\$2,197.07	\$0.00	\$2,197.07	2.8871	13.82%
Sewer	235	CCF	\$510.40	\$0.00	\$510.40	2.1719	3.21%
Total Cost:			\$15,897.74	\$0.00	\$15,897.74		



Filters: Cost Center Name Not Equal To DoNotReport; Billing Period Equal To 201105

el paso

Energy CAP

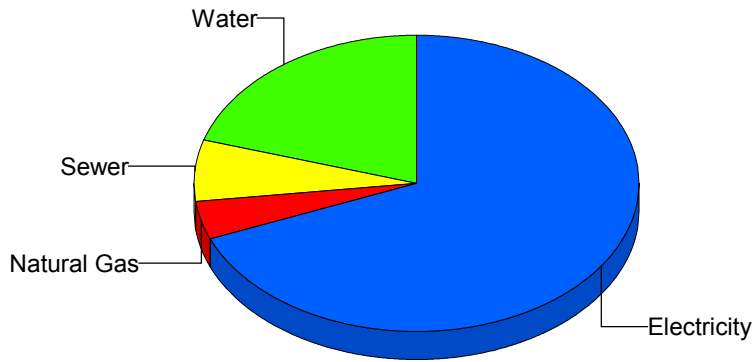
Cost Avoidance Program

Cost Summary Graph

Grouped by Energy Type

Energy Type	Use	Units	Meter Cost	Special Charges	Total Cost	Avg Unit Cost	% of Total Cost
Site: HART ELEMENTARY SCHO - HART ELEMENTARY SCHO							
Electricity	24,760	KWH	\$3,242.34	\$0.00	\$3,242.34	0.1310	68.88%
Natural Gas	292	CCF	\$195.44	\$0.00	\$195.44	0.6693	4.15%
Water	356	CCF	\$958.84	\$0.00	\$958.84	2.6934	20.37%
Sewer	128	CCF	\$310.28	\$0.00	\$310.28	2.4241	6.59%
Total Cost:			\$4,706.90	\$0.00	\$4,706.90		

For HART
ELEMENTARY
SCHO



Electricity	68.9%
Natural Gas	4.2%
Sewer	6.6%
Water	20.4%
Total:	100.0%

Filters: Cost Center Name Not Equal To DoNotReport; Billing Period Equal To 201105

elpaso

Energy CAP

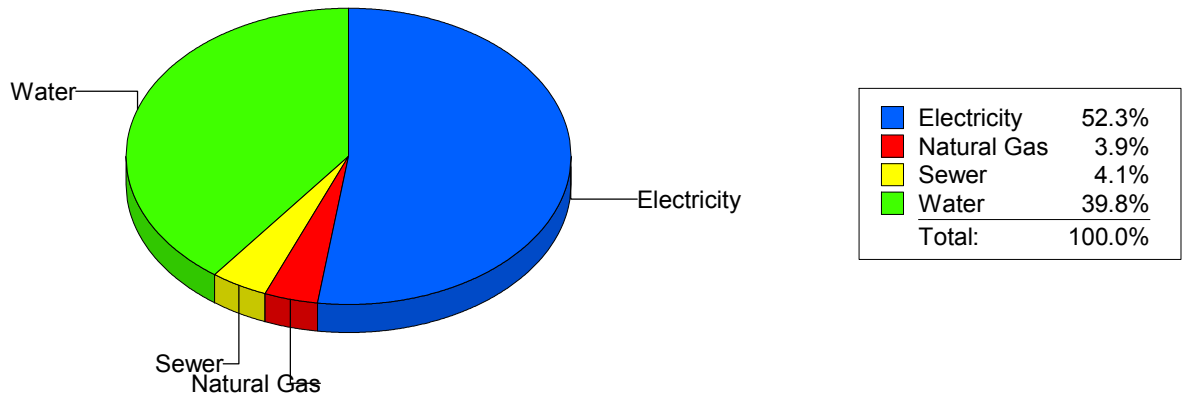
Cost Avoidance Program

Cost Summary Graph

Grouped by Energy Type

Energy Type	Use	Units	Meter Cost	Special Charges	Total Cost	Avg Unit Cost	% of Total Cost
Site: HAWKINS ELEMENTARY S - HAWKINS ELEMENTARY S							
Electricity	23,711	KWH	\$2,748.92	\$0.00	\$2,748.92	0.1159	52.27%
Natural Gas	310	CCF	\$206.14	\$0.00	\$206.14	0.6650	3.92%
Water	483	CCF	\$2,090.85	\$0.00	\$2,090.85	4.3289	39.76%
Sewer	70	CCF	\$213.38	\$0.00	\$213.38	3.0483	4.06%
Total Cost:			\$5,259.29	\$0.00	\$5,259.29		

For HAWKINS
ELEMENTARY
S



Filters: Cost Center Name Not Equal To DoNotReport; Billing Period Equal To 201105

elpaso

Energy CAP

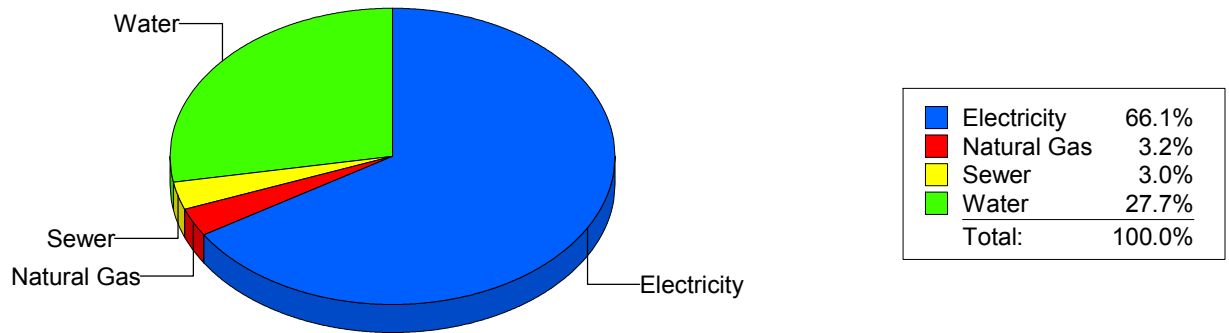
Cost Avoidance Program

Cost Summary Graph

Grouped by Energy Type

Energy Type	Use	Units	Meter Cost	Special Charges	Total Cost	Avg Unit Cost	% of Total Cost
Site: HENDERSON MIDDLE SCH - HENDERSON MIDDLE SCH							
Electricity	55,471	KWH	\$6,983.00	\$0.00	\$6,983.00	0.1259	66.07%
Natural Gas	530	CCF	\$336.39	\$0.00	\$336.39	0.6347	3.18%
Water	1,123	CCF	\$2,927.78	\$0.00	\$2,927.78	2.6071	27.70%
Sewer	204	CCF	\$321.32	\$0.00	\$321.32	1.5751	3.04%
Total Cost:			\$10,568.49	\$0.00	\$10,568.49		

For
HENDERSON
MIDDLE SCH



Filters: Cost Center Name Not Equal To DoNotReport; Billing Period Equal To 201105

elpaso

Energy CAP

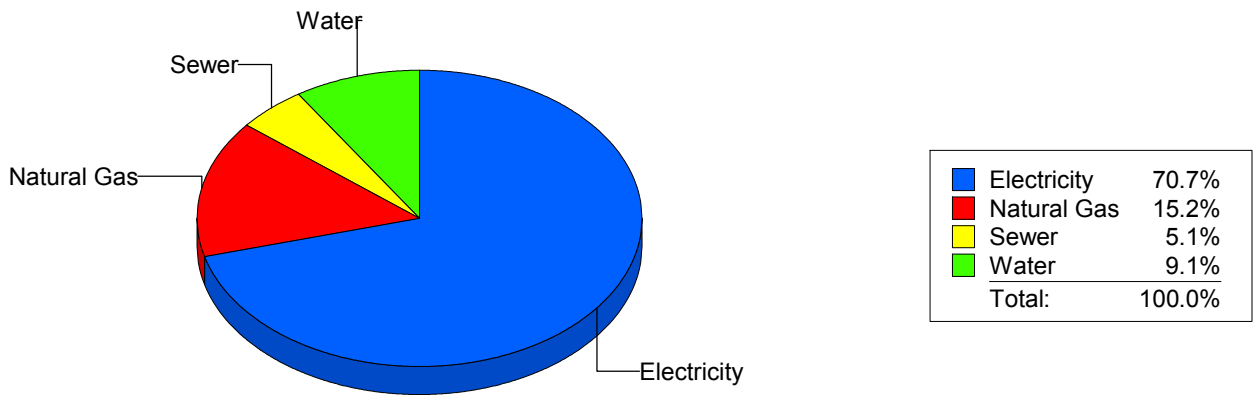
Cost Avoidance Program

Cost Summary Graph

Grouped by Energy Type

Energy Type	Use	Units	Meter Cost	Special Charges	Total Cost	Avg Unit Cost	% of Total Cost
Site: HERCULES COTTAGES - HERCULES COTTAGES							
Electricity	4,165	KWH	\$794.38	\$0.00	\$794.38	0.1907	70.71%
Natural Gas	7	CCF	\$170.25	\$0.00	\$170.25	24.3214	15.15%
Water	40	CCF	\$101.80	\$0.00	\$101.80	2.5450	9.06%
Sewer	21	CCF	\$57.00	\$0.00	\$57.00	2.7143	5.07%
Total Cost:			\$1,123.43	\$0.00	\$1,123.43		

For HERCULES COTTAGES



Filters: Cost Center Name Not Equal To DoNotReport; Billing Period Equal To 201105

el paso

Energy CAP

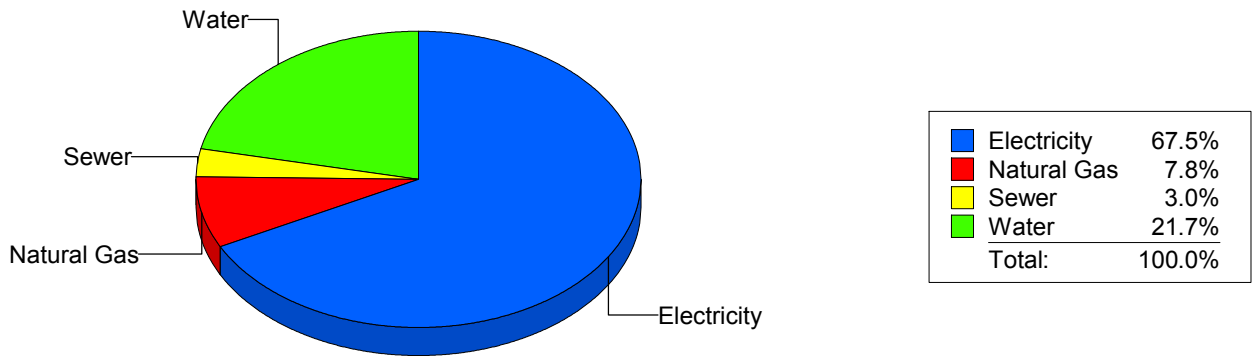
Cost Avoidance Program

Cost Summary Graph

Grouped by Energy Type

Energy Type	Use	Units	Meter Cost	Special Charges	Total Cost	Avg Unit Cost	% of Total Cost
Site: HERRERA - HERRERA ELEMENTARY							
Electricity	51,800	KWH	\$7,229.10	\$0.00	\$7,229.10	0.1396	67.49%
Natural Gas	1,397	CCF	\$834.42	\$0.00	\$834.42	0.5973	7.79%
Water	657	CCF	\$2,329.32	\$0.00	\$2,329.32	3.5454	21.75%
Sewer	84	CCF	\$318.63	\$0.00	\$318.63	3.7932	2.97%
Total Cost:			\$10,711.47	\$0.00	\$10,711.47		

For HERRERA ELEMENTARY



Filters: Cost Center Name Not Equal To DoNotReport; Billing Period Equal To 201105

elpaso

Energy CAP

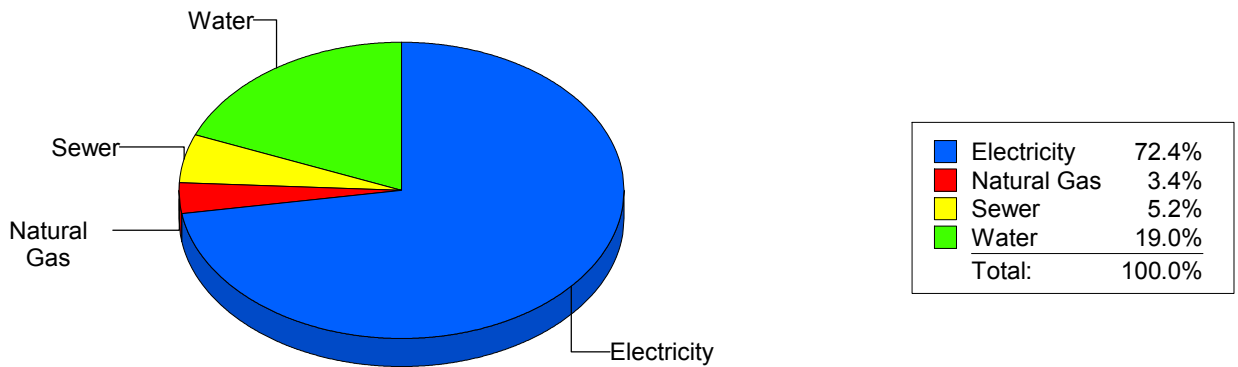
Cost Avoidance Program

Cost Summary Graph

Grouped by Energy Type

Energy Type	Use	Units	Meter Cost	Special Charges	Total Cost	Avg Unit Cost	% of Total Cost
Site: HILLSIDE ELEMENTARY - HILLSIDE ELEMENTARY							
Electricity	32,797	KWH	\$4,683.00	\$0.00	\$4,683.00	0.1428	72.41%
Natural Gas	163	CCF	\$217.88	\$0.00	\$217.88	1.3367	3.37%
Water	379	CCF	\$1,228.35	\$0.00	\$1,228.35	3.2410	18.99%
Sewer	109	CCF	\$338.28	\$0.00	\$338.28	3.1035	5.23%
Total Cost:			\$6,467.51	\$0.00	\$6,467.51		

For HILLSIDE ELEMENTARY



Filters: Cost Center Name Not Equal To DoNotReport; Billing Period Equal To 201105

elpaso

Energy CAP

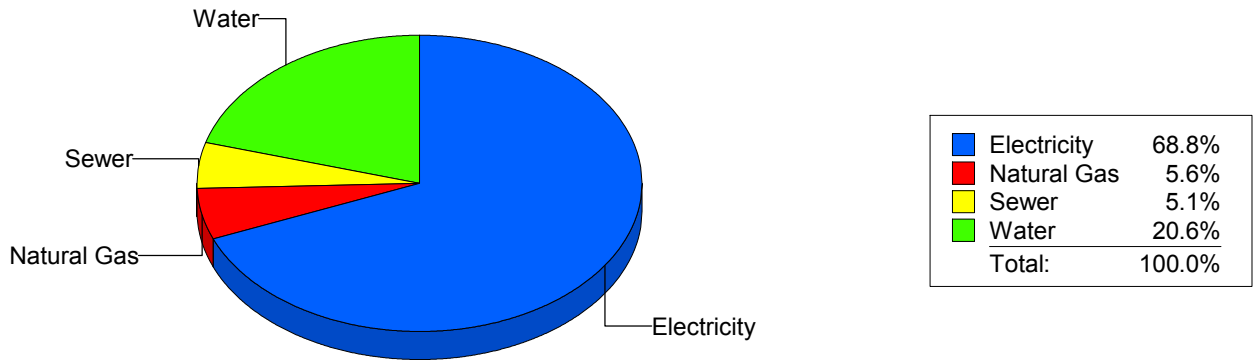
Cost Avoidance Program

Cost Summary Graph

Grouped by Energy Type

Energy Type	Use	Units	Meter Cost	Special Charges	Total Cost	Avg Unit Cost	% of Total Cost
Site: HOUSTON INTERMEDIATE - HOUSTON INTERMEDIATE							
Electricity	28,740	KWH	\$3,223.36	\$0.00	\$3,223.36	0.1122	68.75%
Natural Gas	296	CCF	\$263.51	\$0.00	\$263.51	0.8902	5.62%
Water	189	CCF	\$963.49	\$0.00	\$963.49	5.0978	20.55%
Sewer	22	CCF	\$237.90	\$0.00	\$237.90	10.8136	5.07%
Total Cost:			\$4,688.26	\$0.00	\$4,688.26		

For HOUSTON INTERMEDIATE



Filters: Cost Center Name Not Equal To DoNotReport; Billing Period Equal To 201105

elpaso

Energy CAP

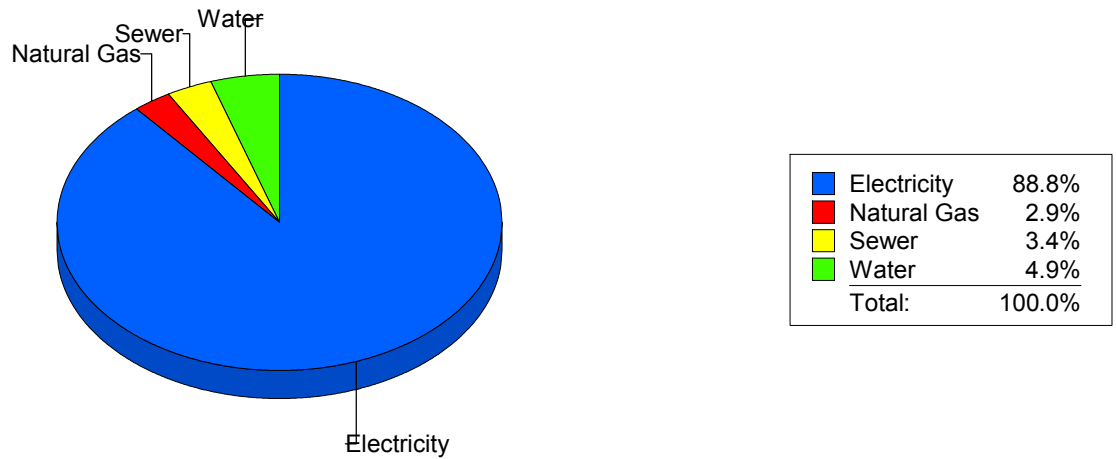
Cost Avoidance Program

Cost Summary Graph

Grouped by Energy Type

Energy Type	Use	Units	Meter Cost	Special Charges	Total Cost	Avg Unit Cost	% of Total Cost
Site: MOYE - HR MOYE							
Electricity	75,000	KWH	\$9,001.84	\$0.00	\$9,001.84	0.1200	88.81%
Natural Gas	453	CCF	\$291.19	\$0.00	\$291.19	0.6428	2.87%
Water	153	CCF	\$499.79	\$0.00	\$499.79	3.2666	4.93%
Sewer	103	CCF	\$342.76	\$0.00	\$342.76	3.3278	3.38%
Total Cost:			\$10,135.58	\$0.00	\$10,135.58		

For HR MOYE



Filters: Cost Center Name Not Equal To DoNotReport; Billing Period Equal To 201105

elpaso

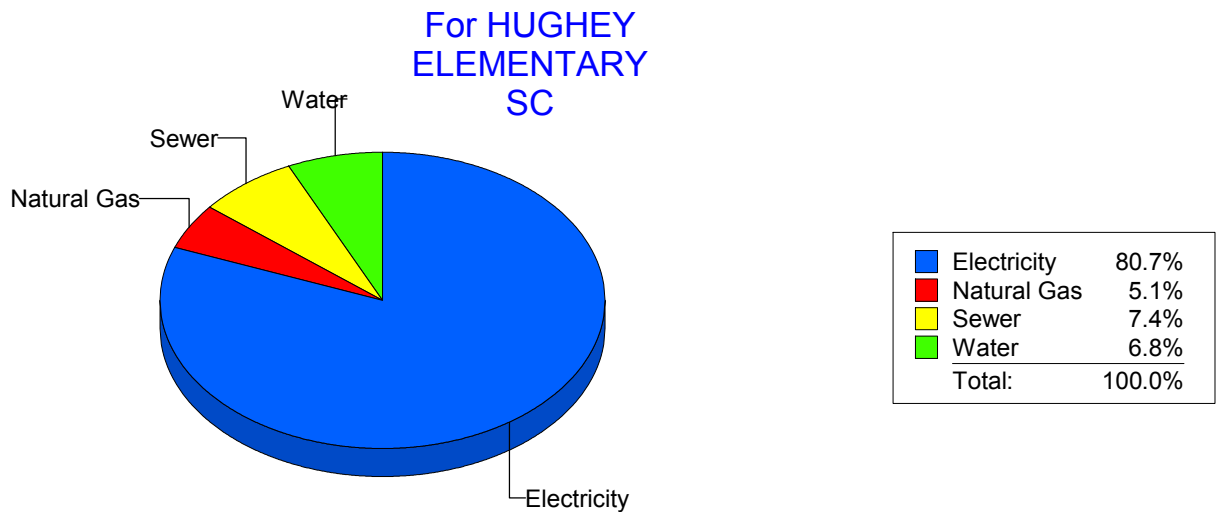
Energy CAP

Cost Avoidance Program

Cost Summary Graph

Grouped by Energy Type

Energy Type	Use	Units	Meter Cost	Special Charges	Total Cost	Avg Unit Cost	% of Total Cost
Site: HUGHEY ELEMENTARY SC - HUGHEY ELEMENTARY SC							
Electricity	27,160	KWH	\$3,985.05	\$0.00	\$3,985.05	0.1467	80.69%
Natural Gas	384	CCF	\$250.15	\$0.00	\$250.15	0.6514	5.07%
Water	145	CCF	\$337.46	\$0.00	\$337.46	2.3273	6.83%
Sewer	190	CCF	\$365.78	\$0.00	\$365.78	1.9252	7.41%
Total Cost:			\$4,938.44	\$0.00	\$4,938.44		



Filters: Cost Center Name Not Equal To DoNotReport; Billing Period Equal To 201105

elpaso

Energy CAP

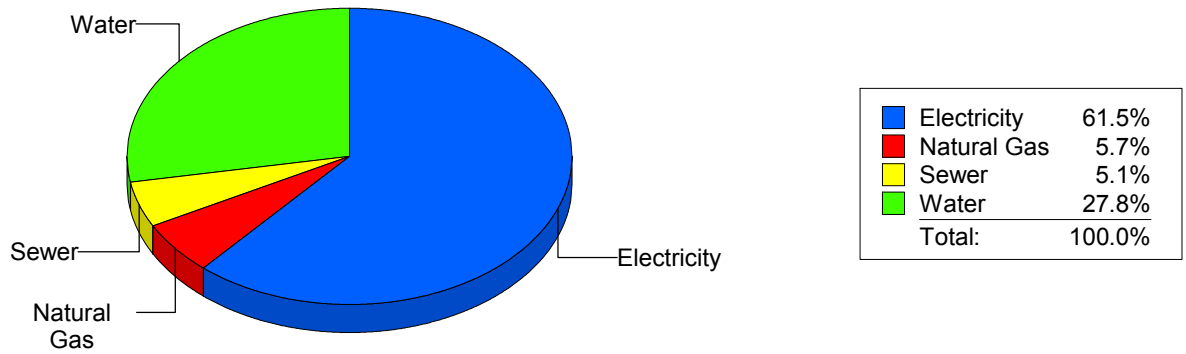
Cost Avoidance Program

Cost Summary Graph

Grouped by Energy Type

Energy Type	Use	Units	Meter Cost	Special Charges	Total Cost	Avg Unit Cost	% of Total Cost
Site: IRVIN HIGH SCHOOL - IRVIN HIGH SCHOOL							
Electricity	113,000	KWH	\$13,824.85	\$0.00	\$13,824.85	0.1223	61.51%
Natural Gas	2,105	CCF	\$1,274.48	\$0.00	\$1,274.48	0.6055	5.67%
Water	2,439	CCF	\$6,239.61	\$0.00	\$6,239.61	2.5583	27.76%
Sewer	786	CCF	\$1,135.83	\$0.00	\$1,135.83	1.4451	5.05%
Total Cost:			\$22,474.77	\$0.00	\$22,474.77		

For IRVIN HIGH SCHOOL



Filters: Cost Center Name Not Equal To DoNotReport; Billing Period Equal To 201105

elpaso

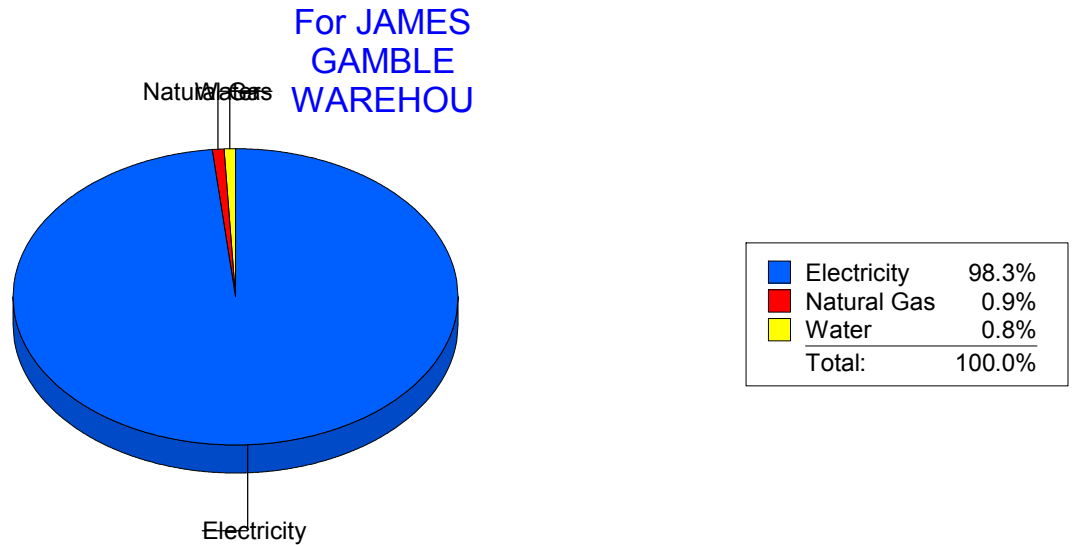
Energy CAP

Cost Avoidance Program

Cost Summary Graph

Grouped by Energy Type

Energy Type	Use	Units	Meter Cost	Special Charges	Total Cost	Avg Unit Cost	% of Total Cost
Site: JAMES GAMBLE WAREHOU - JAMES GAMBLE WAREHOU							
Electricity	27,200	KWH	\$4,286.36	\$0.00	\$4,286.36	0.1576	98.28%
Natural Gas	11	CCF	\$38.60	\$0.00	\$38.60	3.5091	0.89%
Water	0	CCF	\$36.36	\$0.00	\$36.36	0.0000	0.83%
Total Cost:			\$4,361.32	\$0.00	\$4,361.32		



Filters: Cost Center Name Not Equal To DoNotReport; Billing Period Equal To 201105

el paso

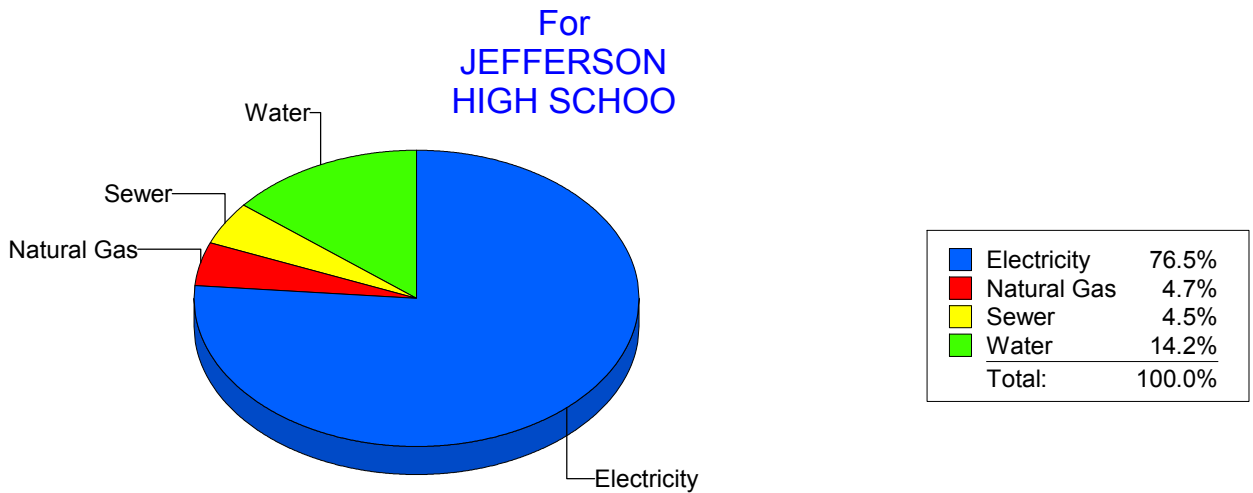
Energy CAP

Cost Avoidance Program

Cost Summary Graph

Grouped by Energy Type

Energy Type	Use	Units	Meter Cost	Special Charges	Total Cost	Avg Unit Cost	% of Total Cost
Site: JEFFERSON HIGH SCHOO - JEFFERSON HIGH SCHOO							
Electricity	108,523	KWH	\$13,567.52	\$0.00	\$13,567.52	0.1250	76.47%
Natural Gas	1,047	CCF	\$841.06	\$0.00	\$841.06	0.8033	4.74%
Water	1,097	CCF	\$2,525.96	\$0.00	\$2,525.96	2.3026	14.24%
Sewer	364	CCF	\$806.83	\$0.00	\$806.83	2.2166	4.55%
Total Cost:			\$17,741.37	\$0.00	\$17,741.37		



Filters: Cost Center Name Not Equal To DoNotReport; Billing Period Equal To 201105

el paso

Energy CAP

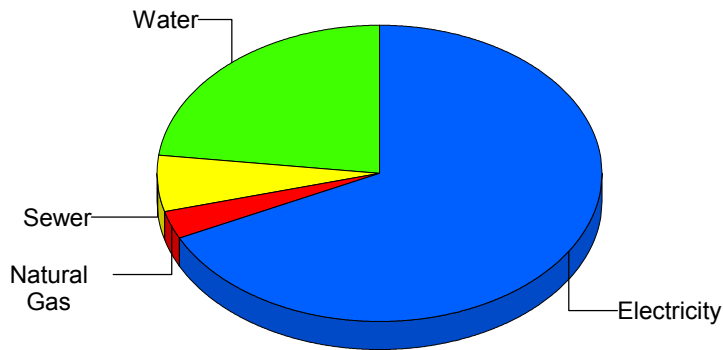
Cost Avoidance Program

Cost Summary Graph

Grouped by Energy Type

Energy Type	Use	Units	Meter Cost	Special Charges	Total Cost	Avg Unit Cost	% of Total Cost
Site: KOHLBERG ELEMENTARY - KOHLBERG ELEMENTARY							
Electricity	44,340	KWH	\$6,013.50	\$0.00	\$6,013.50	0.1356	67.74%
Natural Gas	408	CCF	\$264.43	\$0.00	\$264.43	0.6481	2.98%
Water	799	CCF	\$2,055.49	\$0.00	\$2,055.49	2.5726	23.15%
Sewer	281	CCF	\$543.96	\$0.00	\$543.96	1.9358	6.13%
Total Cost:			\$8,877.38	\$0.00	\$8,877.38		

For
KOHLBERG
ELEMENTARY



Electricity	67.7%
Natural Gas	3.0%
Sewer	6.1%
Water	23.2%
Total:	100.0%

Filters: Cost Center Name Not Equal To DoNotReport; Billing Period Equal To 201105

elpaso

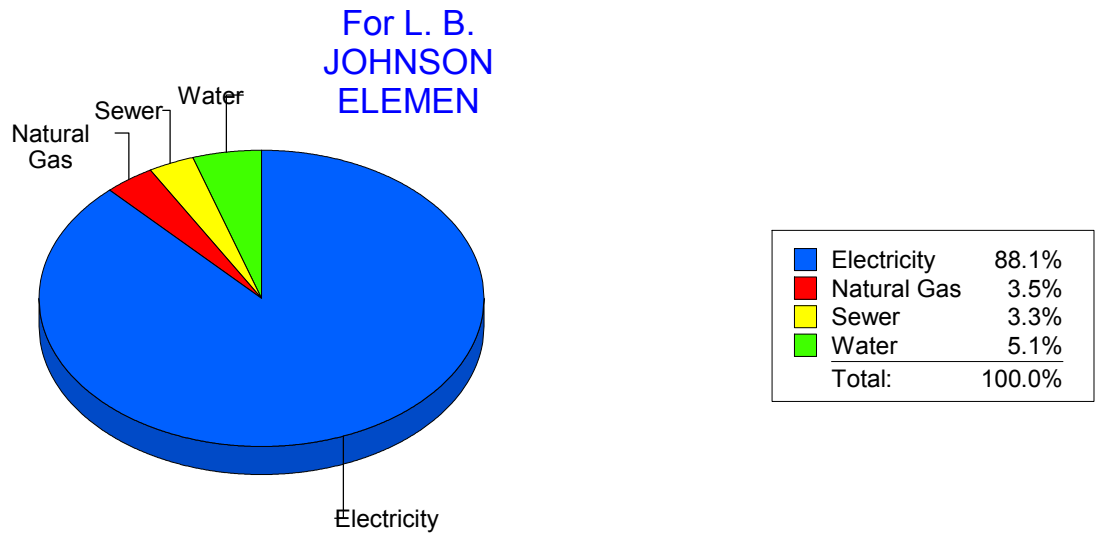
Energy CAP

Cost Avoidance Program

Cost Summary Graph

Grouped by Energy Type

Energy Type	Use	Units	Meter Cost	Special Charges	Total Cost	Avg Unit Cost	% of Total Cost
Site: L. B. JOHNSON ELEMEN - L. B. JOHNSON ELEMEN							
Electricity	62,000	KWH	\$8,240.49	\$0.00	\$8,240.49	0.1329	88.07%
Natural Gas	405	CCF	\$329.41	\$0.00	\$329.41	0.8134	3.52%
Water	277	CCF	\$475.36	\$0.00	\$475.36	1.7161	5.08%
Sewer	137	CCF	\$311.60	\$0.00	\$311.60	2.2745	3.33%
Total Cost:			\$9,356.86	\$0.00	\$9,356.86		



Filters: Cost Center Name Not Equal To DoNotReport; Billing Period Equal To 201105

elpaso

Energy CAP

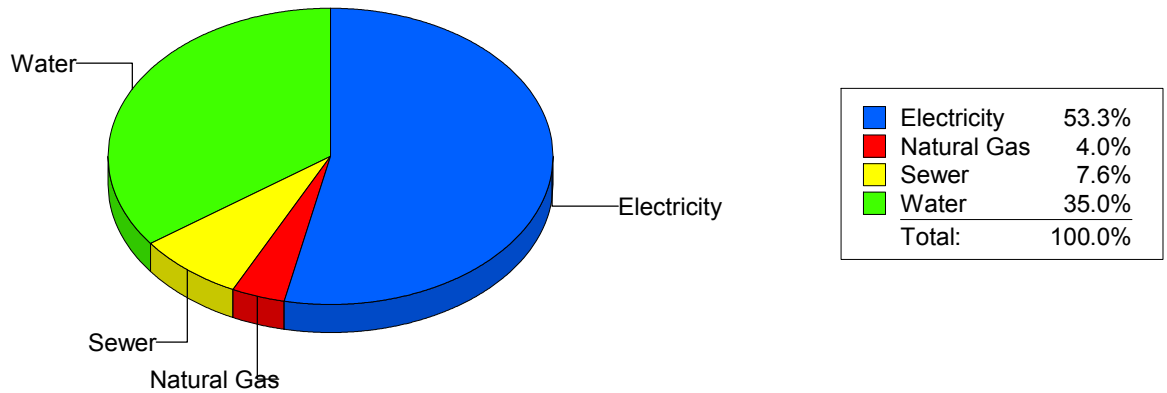
Cost Avoidance Program

Cost Summary Graph

Grouped by Energy Type

Energy Type	Use	Units	Meter Cost	Special Charges	Total Cost	Avg Unit Cost	% of Total Cost
Site: LAMAR ELEMENTARY SCH - LAMAR ELEMENTARY SCH							
Electricity	35,100	KWH	\$4,397.78	\$0.00	\$4,397.78	0.1253	53.34%
Natural Gas	407	CCF	\$330.48	\$0.00	\$330.48	0.8120	4.01%
Water	865	CCF	\$2,888.40	\$0.00	\$2,888.40	3.3392	35.03%
Sewer	229	CCF	\$628.29	\$0.00	\$628.29	2.7436	7.62%
Total Cost:			\$8,244.95	\$0.00	\$8,244.95		

For LAMAR
ELEMENTARY
SCH



Filters: Cost Center Name Not Equal To DoNotReport; Billing Period Equal To 201105

elpaso

Energy CAP

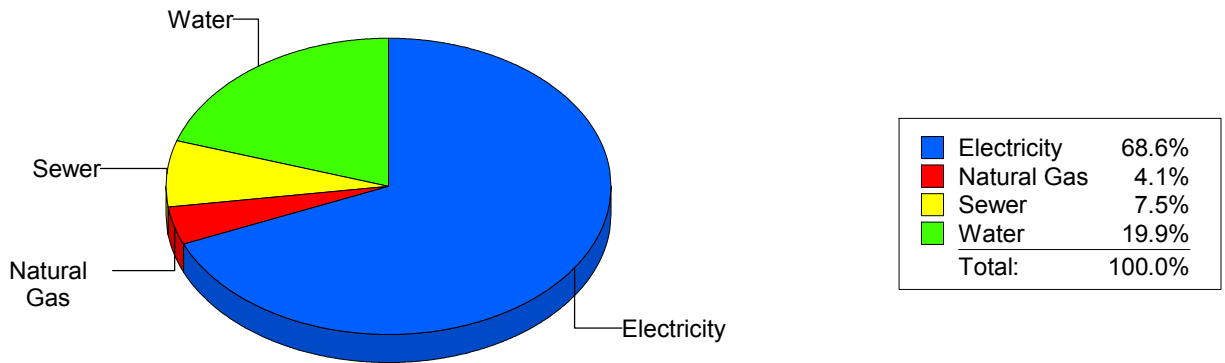
Cost Avoidance Program

Cost Summary Graph

Grouped by Energy Type

Energy Type	Use	Units	Meter Cost	Special Charges	Total Cost	Avg Unit Cost	% of Total Cost
Site: LEE ELEMENTARY - LEE ELEMENTARY							
Electricity	33,653	KWH	\$4,601.32	\$0.00	\$4,601.32	0.1367	68.56%
Natural Gas	338	CCF	\$274.83	\$0.00	\$274.83	0.8131	4.09%
Water	515	CCF	\$1,335.42	\$0.00	\$1,335.42	2.5930	19.90%
Sewer	172	CCF	\$500.09	\$0.00	\$500.09	2.9075	7.45%
Total Cost:			\$6,711.66	\$0.00	\$6,711.66		

For LEE ELEMENTARY



Filters: Cost Center Name Not Equal To DoNotReport; Billing Period Equal To 201105

elpaso

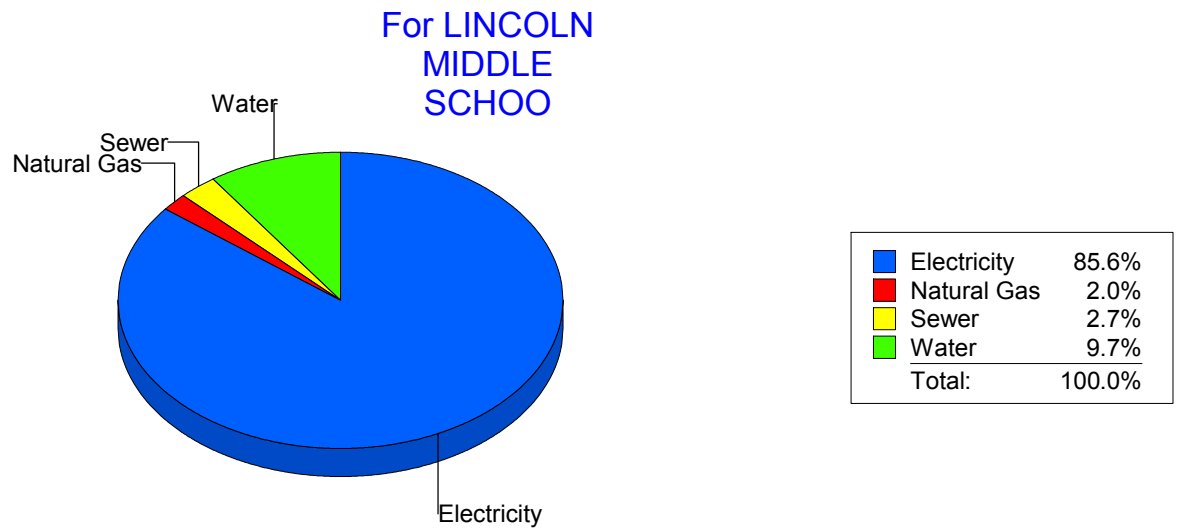
Energy CAP

Cost Avoidance Program

Cost Summary Graph

Grouped by Energy Type

Energy Type	Use	Units	Meter Cost	Special Charges	Total Cost	Avg Unit Cost	% of Total Cost
Site: LINCOLN MIDDLE SCHOO - LINCOLN MIDDLE SCHOO							
Electricity	113,350	KWH	\$15,834.44	\$0.00	\$15,834.44	0.1397	85.60%
Natural Gas	589	CCF	\$370.28	\$0.00	\$370.28	0.6287	2.00%
Water	766	CCF	\$1,789.69	\$0.00	\$1,789.69	2.3364	9.67%
Sewer	289	CCF	\$504.64	\$0.00	\$504.64	1.7462	2.73%
Total Cost:			\$18,499.05	\$0.00	\$18,499.05		



Filters: Cost Center Name Not Equal To DoNotReport; Billing Period Equal To 201105

el paso

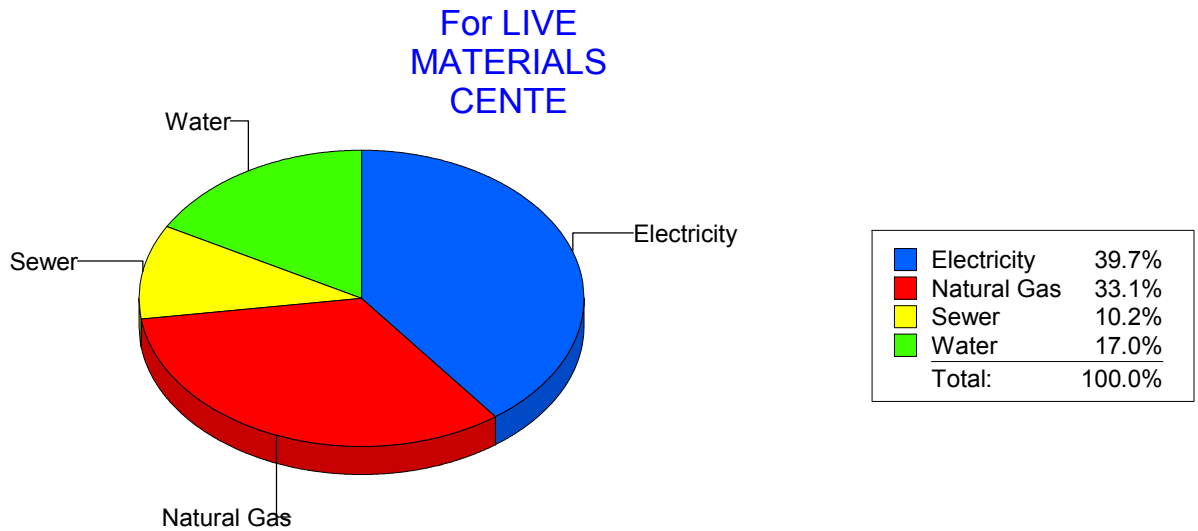
Energy CAP

Cost Avoidance Program

Cost Summary Graph

Grouped by Energy Type

Energy Type	Use	Units	Meter Cost	Special Charges	Total Cost	Avg Unit Cost	% of Total Cost
Site: LIVE MATERIALS CENTE - LIVE MATERIALS CENTE							
Electricity		620 KWH	\$108.70	\$0.00	\$108.70	0.1753	39.70%
Natural Gas		50 CCF	\$90.67	\$0.00	\$90.67	1.8134	33.11%
Water		12 CCF	\$46.60	\$0.00	\$46.60	3.8833	17.02%
Sewer		6 CCF	\$27.84	\$0.00	\$27.84	4.6400	10.17%
Total Cost:			\$273.81	\$0.00	\$273.81		



Filters: Cost Center Name Not Equal To DoNotReport; Billing Period Equal To 201105

elpaso

Energy CAP

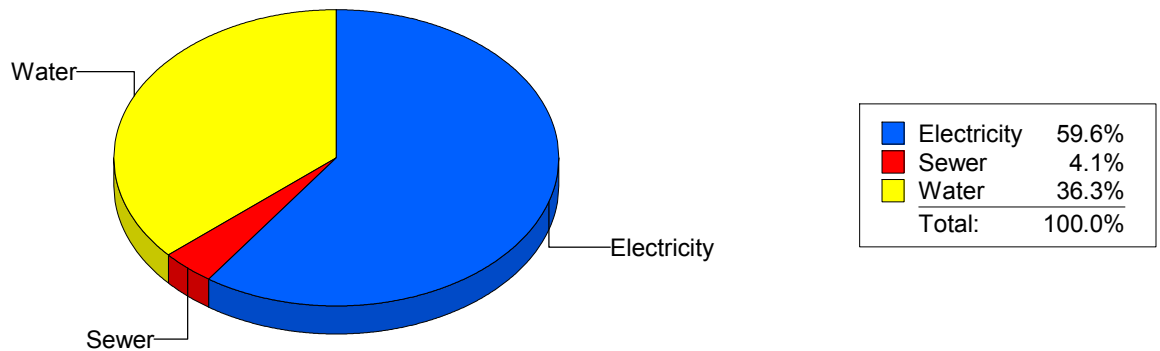
Cost Avoidance Program

Cost Summary Graph

Grouped by Energy Type

Energy Type	Use	Units	Meter Cost	Special Charges	Total Cost	Avg Unit Cost	% of Total Cost
Site: LOGAN ELEMENTARY - LOGAN ELEMENTARY							
Electricity	26,100	KWH	\$3,319.15	\$0.00	\$3,319.15	0.1272	59.63%
Water	597	CCF	\$2,019.62	\$0.00	\$2,019.62	3.3829	36.28%
Sewer	130	CCF	\$227.34	\$0.00	\$227.34	1.7488	4.08%
Total Cost:			\$5,566.11	\$0.00	\$5,566.11		

For LOGAN ELEMENTARY



Filters: Cost Center Name Not Equal To DoNotReport; Billing Period Equal To 201105

elpaso

Energy CAP

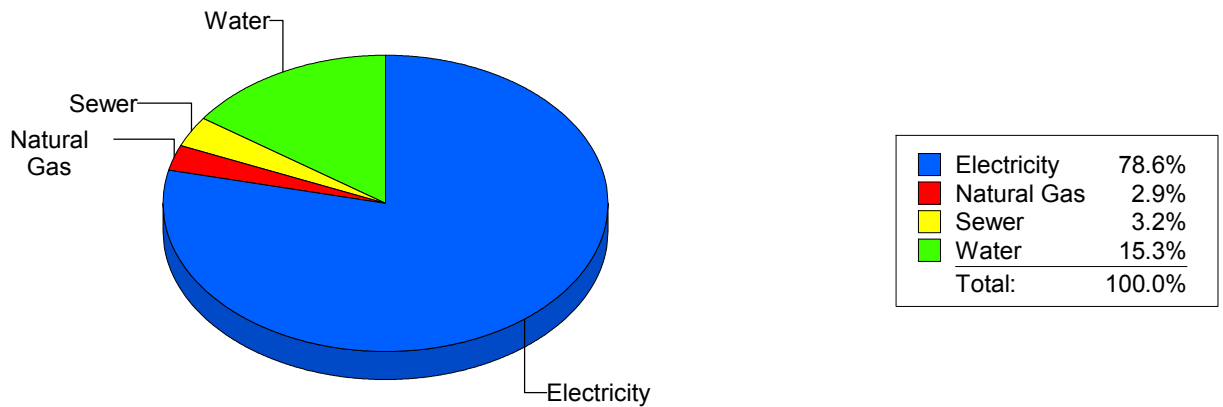
Cost Avoidance Program

Cost Summary Graph

Grouped by Energy Type

Energy Type	Use	Units	Meter Cost	Special Charges	Total Cost	Avg Unit Cost	% of Total Cost
Site: LUNDY - LUNDY							
Electricity	59,000	KWH	\$7,874.67	\$0.00	\$7,874.67	0.1335	78.58%
Natural Gas	415	CCF	\$290.34	\$0.00	\$290.34	0.6996	2.90%
Water	434	CCF	\$1,532.12	\$0.00	\$1,532.12	3.5302	15.29%
Sewer	88	CCF	\$323.71	\$0.00	\$323.71	3.6785	3.23%
Total Cost:			\$10,020.84	\$0.00	\$10,020.84		

For LUNDY



Filters: Cost Center Name Not Equal To DoNotReport; Billing Period Equal To 201105

el paso

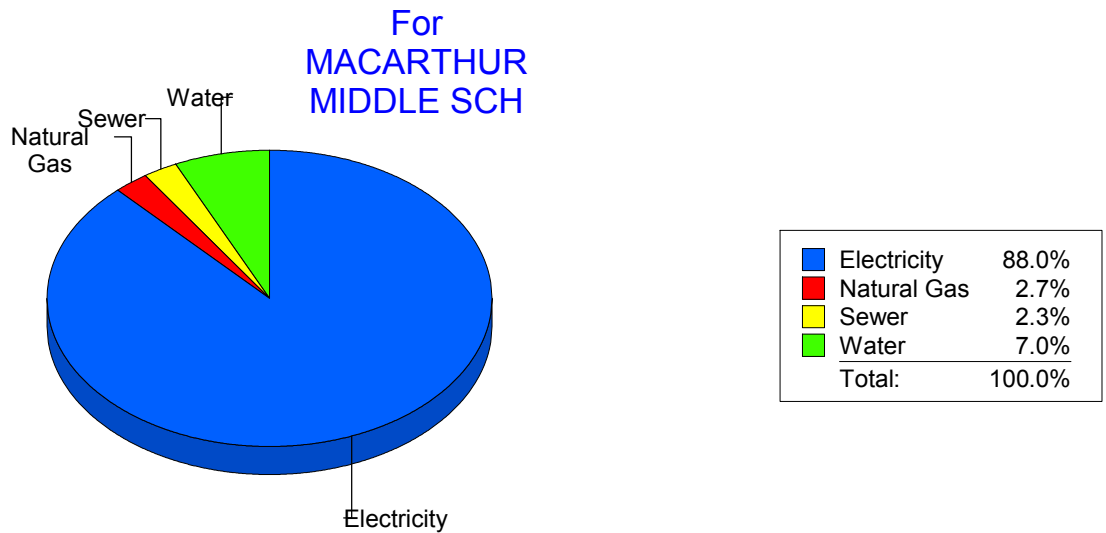
Energy CAP

Cost Avoidance Program

Cost Summary Graph

Grouped by Energy Type

Energy Type	Use	Units	Meter Cost	Special Charges	Total Cost	Avg Unit Cost	% of Total Cost
Site: MACARTHUR MIDDLE SCH - MACARTHUR MIDDLE SCH							
Electricity	81,160	KWH	\$10,905.43	\$0.00	\$10,905.43	0.1344	88.00%
Natural Gas	523	CCF	\$332.36	\$0.00	\$332.36	0.6355	2.68%
Water	308	CCF	\$864.52	\$0.00	\$864.52	2.8069	6.98%
Sewer	120	CCF	\$290.01	\$0.00	\$290.01	2.4168	2.34%
Total Cost:			\$12,392.32	\$0.00	\$12,392.32		



Filters: Cost Center Name Not Equal To DoNotReport; Billing Period Equal To 201105

elpaso

Energy CAP

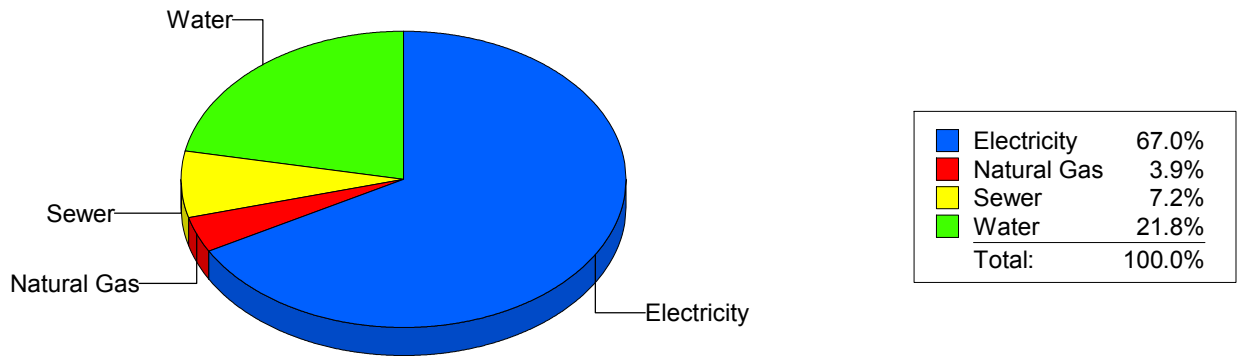
Cost Avoidance Program

Cost Summary Graph

Grouped by Energy Type

Energy Type	Use	Units	Meter Cost	Special Charges	Total Cost	Avg Unit Cost	% of Total Cost
Site: MAGOFFIN MIDDLE SCHO - MAGOFFIN MIDDLE SCHO							
Electricity	20,505	KWH	\$2,707.31	\$0.00	\$2,707.31	0.1320	67.05%
Natural Gas	228	CCF	\$157.33	\$0.00	\$157.33	0.6900	3.90%
Water	274	CCF	\$881.31	\$0.00	\$881.31	3.2165	21.83%
Sewer	63	CCF	\$291.96	\$0.00	\$291.96	4.6343	7.23%
Total Cost:			\$4,037.91	\$0.00	\$4,037.91		

For MAGOFFIN MIDDLE SCHO



Filters: Cost Center Name Not Equal To DoNotReport; Billing Period Equal To 201105

elpaso

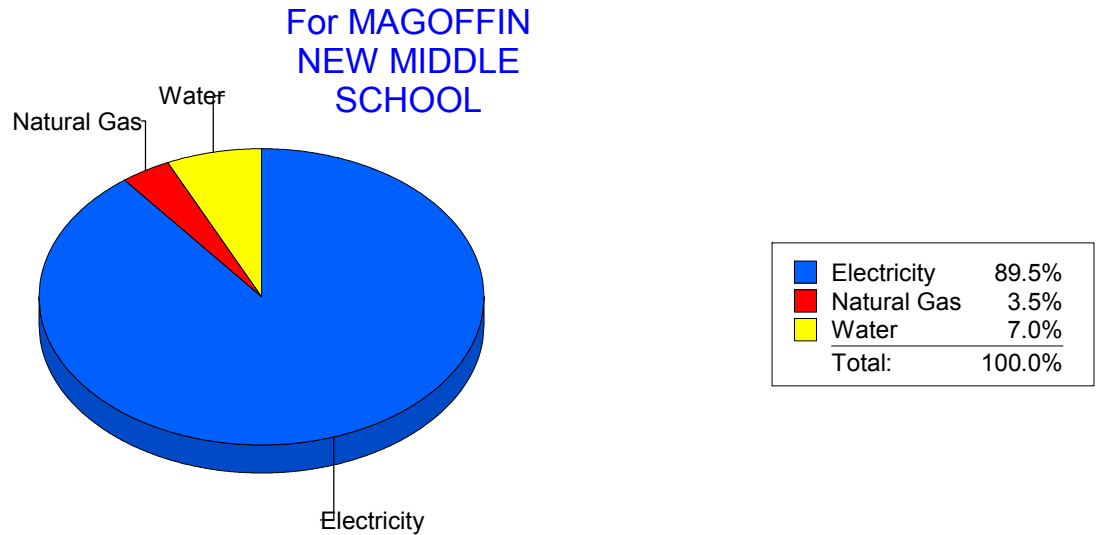
Energy CAP

Cost Avoidance Program

Cost Summary Graph

Grouped by Energy Type

Energy Type	Use	Units	Meter Cost	Special Charges	Total Cost	Avg Unit Cost	% of Total Cost
Site: MAGOFFINMIDDLESCHOOLN047 - MAGOFFIN NEW MIDDLE SCHOOL							
Electricity	114,600	KWH	\$13,944.81	\$0.00	\$13,944.81	0.1217	89.50%
Natural Gas	895	CCF	\$546.06	\$0.00	\$546.06	0.6101	3.50%
Water	257	CCF	\$1,089.11	\$0.00	\$1,089.11	4.2378	6.99%
Total Cost:			\$15,579.98	\$0.00	\$15,579.98		



Filters: Cost Center Name Not Equal To DoNotReport; Billing Period Equal To 201105

elpaso

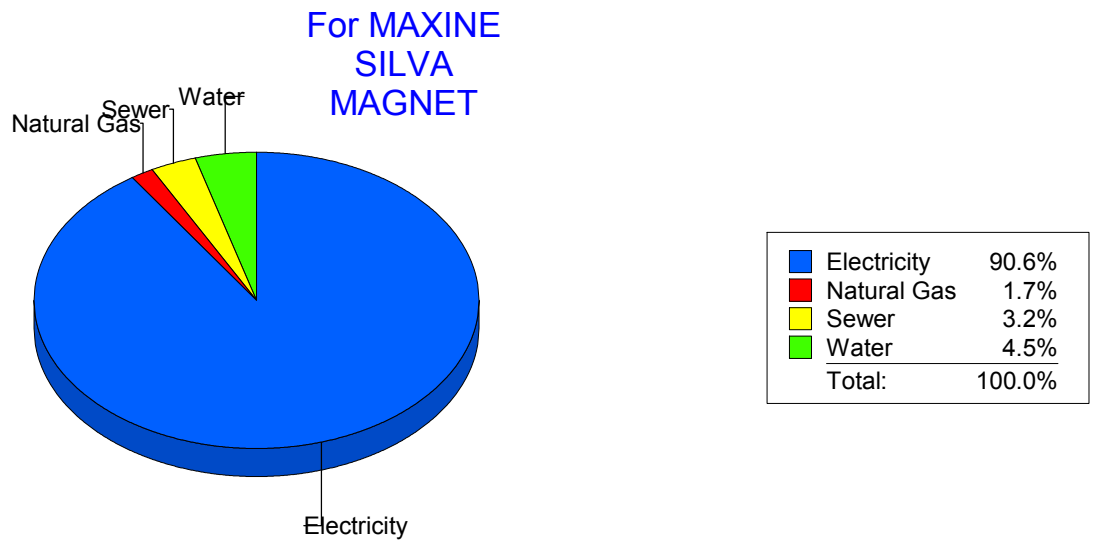
Energy CAP

Cost Avoidance Program

Cost Summary Graph

Grouped by Energy Type

Energy Type	Use	Units	Meter Cost	Special Charges	Total Cost	Avg Unit Cost	% of Total Cost
Site: MAXINE SILVA MAGNET - MAXINE SILVA MAGNET							
Electricity	83,100	KWH	\$9,606.17	\$0.00	\$9,606.17	0.1156	90.63%
Natural Gas	260	CCF	\$176.38	\$0.00	\$176.38	0.6784	1.66%
Water	229	CCF	\$479.07	\$0.00	\$479.07	2.0920	4.52%
Sewer	158	CCF	\$338.27	\$0.00	\$338.27	2.1409	3.19%
Total Cost:			\$10,599.89	\$0.00	\$10,599.89		



Filters: Cost Center Name Not Equal To DoNotReport; Billing Period Equal To 201105

elpaso

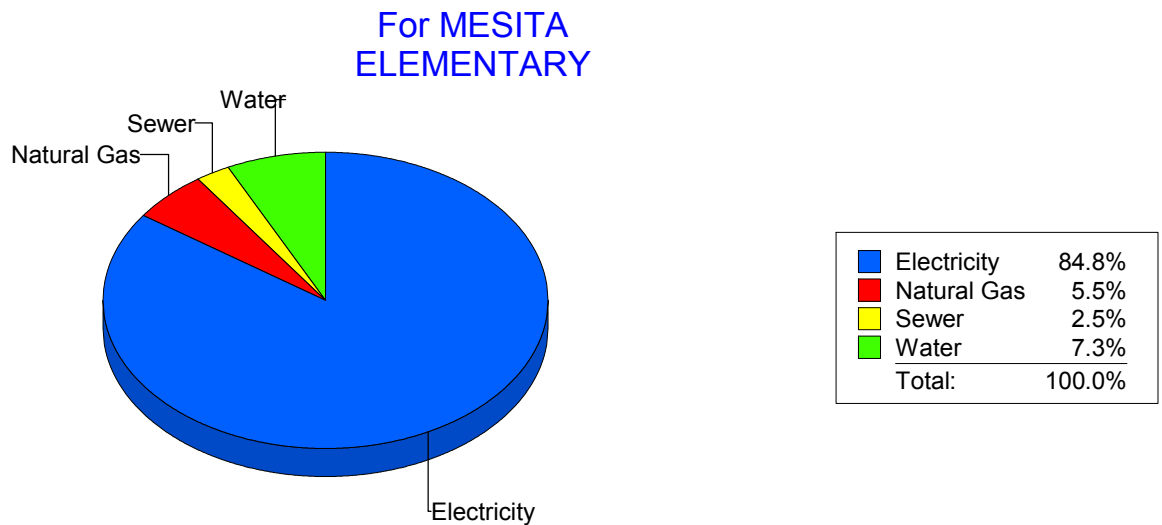
Energy CAP

Cost Avoidance Program

Cost Summary Graph

Grouped by Energy Type

Energy Type	Use	Units	Meter Cost	Special Charges	Total Cost	Avg Unit Cost	% of Total Cost
Site: MESITA ELEMENTARY - MESITA ELEMENTARY							
Electricity	85,800	KWH	\$11,522.16	\$0.00	\$11,522.16	0.1343	84.78%
Natural Gas	1,194	CCF	\$746.38	\$0.00	\$746.38	0.6251	5.49%
Water	279	CCF	\$987.73	\$0.00	\$987.73	3.5403	7.27%
Sewer	97	CCF	\$335.14	\$0.00	\$335.14	3.4551	2.47%
Total Cost:			\$13,591.41	\$0.00	\$13,591.41		



Filters: Cost Center Name Not Equal To DoNotReport; Billing Period Equal To 201105

el paso

Energy CAP

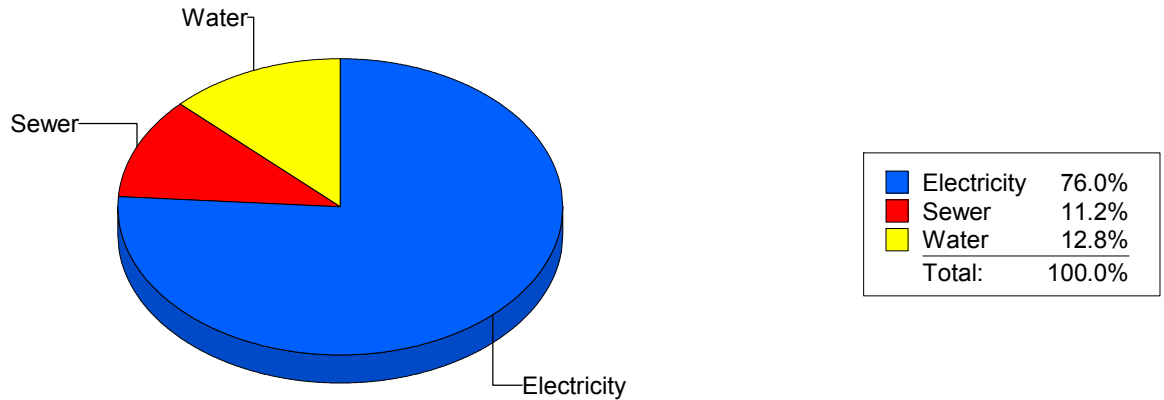
Cost Avoidance Program

Cost Summary Graph

Grouped by Energy Type

Energy Type	Use	Units	Meter Cost	Special Charges	Total Cost	Avg Unit Cost	% of Total Cost
Site: MILAM ELEMENTARY - MILAM ELEMENTARY							
Electricity	20,400	KWH	\$2,647.41	\$0.00	\$2,647.41	0.1298	76.00%
Water	220	CCF	\$444.19	\$0.00	\$444.19	2.0190	12.75%
Sewer	200	CCF	\$391.61	\$0.00	\$391.61	1.9581	11.24%
Total Cost:			\$3,483.21	\$0.00	\$3,483.21		

For MILAM ELEMENTARY



Filters: Cost Center Name Not Equal To DoNotReport; Billing Period Equal To 201105

elpaso

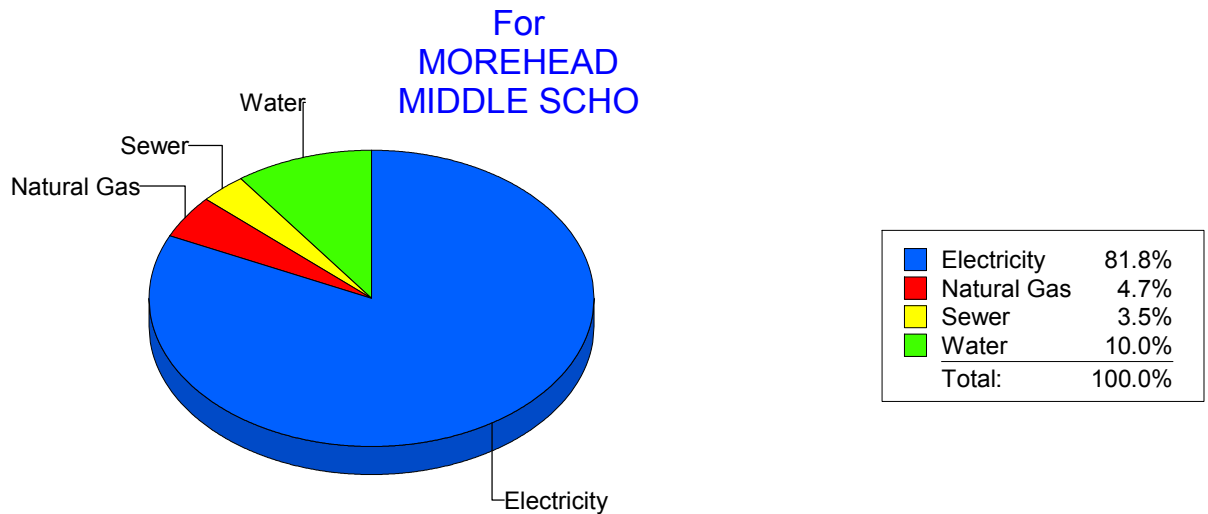
Energy CAP

Cost Avoidance Program

Cost Summary Graph

Grouped by Energy Type

Energy Type	Use	Units	Meter Cost	Special Charges	Total Cost	Avg Unit Cost	% of Total Cost
Site: MOREHEAD MIDDLE SCHO - MOREHEAD MIDDLE SCHO							
Electricity	87,932	KWH	\$11,260.49	\$0.00	\$11,260.49	0.1281	81.83%
Natural Gas	1,072	CCF	\$647.73	\$0.00	\$647.73	0.6042	4.71%
Water	1,016	CCF	\$1,370.41	\$0.00	\$1,370.41	1.3488	9.96%
Sewer	213	CCF	\$482.46	\$0.00	\$482.46	2.2651	3.51%
Total Cost:			\$13,761.09	\$0.00	\$13,761.09		



Filters: Cost Center Name Not Equal To DoNotReport; Billing Period Equal To 201105

el paso

Energy CAP

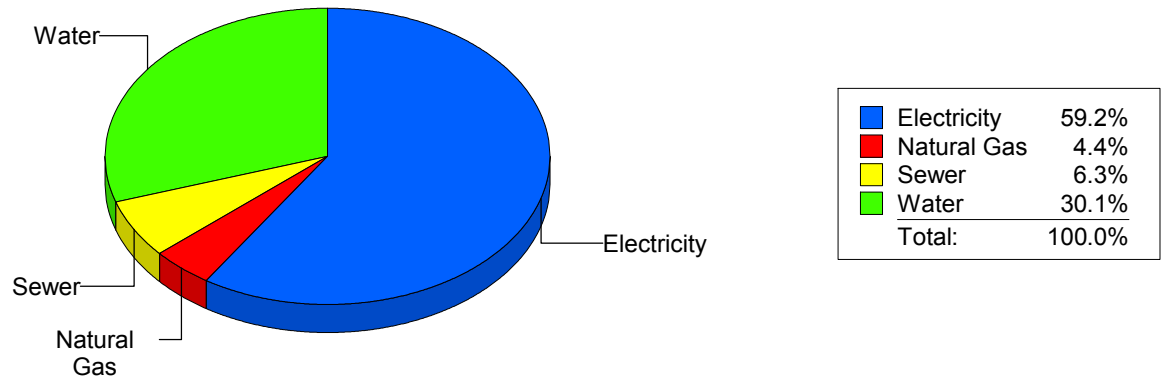
Cost Avoidance Program

Cost Summary Graph

Grouped by Energy Type

Energy Type	Use	Units	Meter Cost	Special Charges	Total Cost	Avg Unit Cost	% of Total Cost
Site: NEWMAN ELEMENTARY - NEWMAN ELEMENTARY							
Electricity	27,290	KWH	\$3,532.78	\$0.00	\$3,532.78	0.1295	59.22%
Natural Gas	299	CCF	\$263.57	\$0.00	\$263.57	0.8815	4.42%
Water	653	CCF	\$1,793.61	\$0.00	\$1,793.61	2.7467	30.06%
Sewer	208	CCF	\$375.88	\$0.00	\$375.88	1.8071	6.30%
Total Cost:			\$5,965.84	\$0.00	\$5,965.84		

For NEWMAN ELEMENTARY



Filters: Cost Center Name Not Equal To DoNotReport; Billing Period Equal To 201105

elpaso

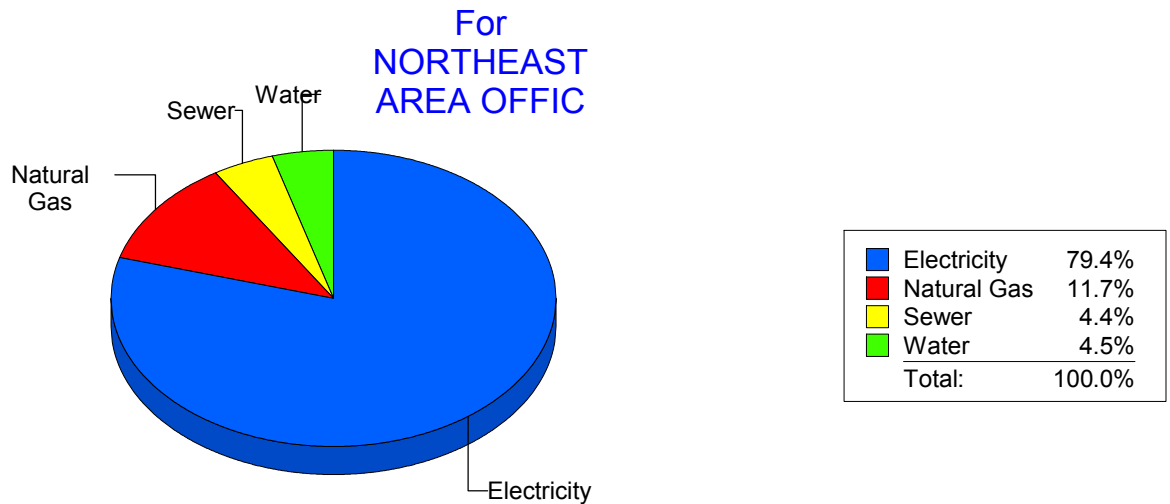
Energy CAP

Cost Avoidance Program

Cost Summary Graph

Grouped by Energy Type

Energy Type	Use	Units	Meter Cost	Special Charges	Total Cost	Avg Unit Cost	% of Total Cost
Site: NORTHEAST AREA OFFIC - NORTHEAST AREA OFFIC							
Electricity	6,840	KWH	\$1,028.06	\$0.00	\$1,028.06	0.1503	79.39%
Natural Gas	37	CCF	\$151.22	\$0.00	\$151.22	4.0870	11.68%
Water	11	CCF	\$58.75	\$0.00	\$58.75	5.3409	4.54%
Sewer	13	CCF	\$56.95	\$0.00	\$56.95	4.3808	4.40%
Total Cost:			\$1,294.98	\$0.00	\$1,294.98		



Filters: Cost Center Name Not Equal To DoNotReport; Billing Period Equal To 201105

el Paso

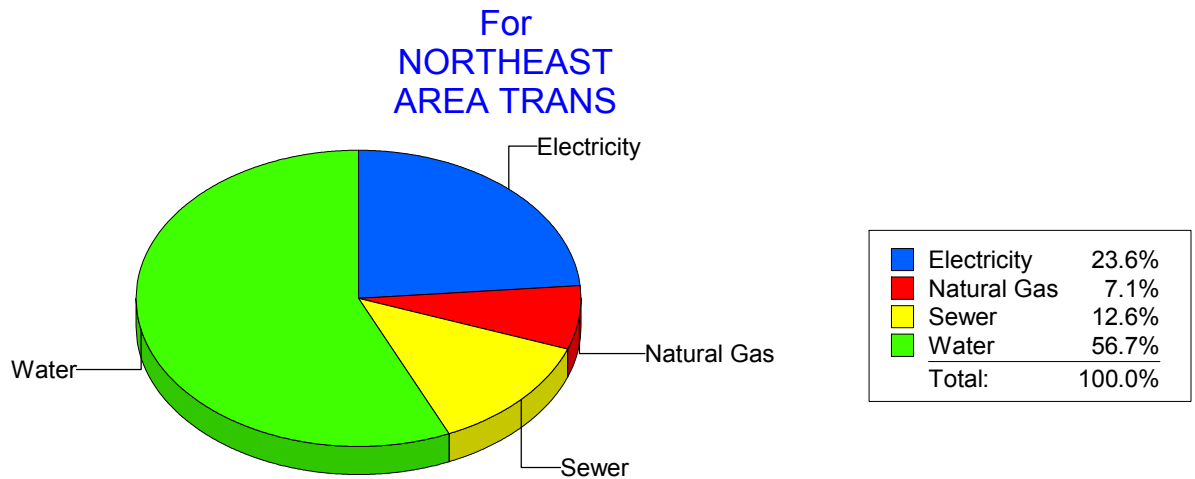
Energy CAP

Cost Avoidance Program

Cost Summary Graph

Grouped by Energy Type

Energy Type	Use	Units	Meter Cost	Special Charges	Total Cost	Avg Unit Cost	% of Total Cost
Site: NORTHEAST AREA TRANS - NORTHEAST AREA TRANS							
Electricity	4,913	KWH	\$483.07	\$0.00	\$483.07	0.0983	23.55%
Natural Gas	157	CCF	\$146.18	\$0.00	\$146.18	0.9311	7.13%
Water	255	CCF	\$1,163.02	\$0.00	\$1,163.02	4.5609	56.70%
Sewer	37	CCF	\$258.94	\$0.00	\$258.94	6.9984	12.62%
Total Cost:			\$2,051.21	\$0.00	\$2,051.21		



Filters: Cost Center Name Not Equal To DoNotReport; Billing Period Equal To 201105

el paso

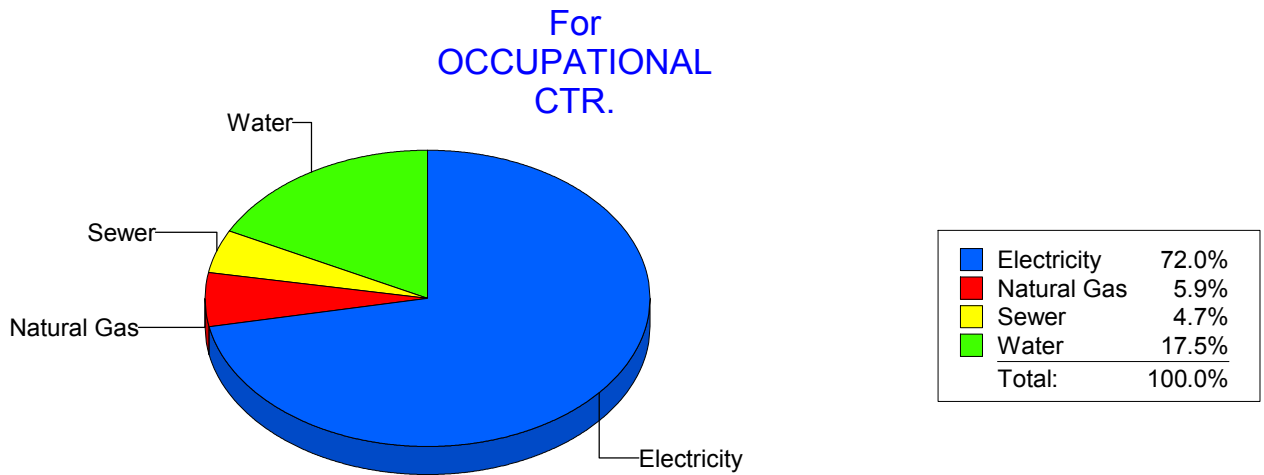
Energy CAP

Cost Avoidance Program

Cost Summary Graph

Grouped by Energy Type

Energy Type	Use	Units	Meter Cost	Special Charges	Total Cost	Avg Unit Cost	% of Total Cost
Site: OCCUPATIONAL CTR. - OCCUPATIONAL CTR.							
Electricity	8,100	KWH	\$1,129.95	\$0.00	\$1,129.95	0.1395	71.99%
Natural Gas	118	CCF	\$91.93	\$0.00	\$91.93	0.7791	5.86%
Water	62	CCF	\$274.14	\$0.00	\$274.14	4.4216	17.47%
Sewer	19	CCF	\$73.61	\$0.00	\$73.61	3.8742	4.69%
Total Cost:			\$1,569.63	\$0.00	\$1,569.63		



Filters: Cost Center Name Not Equal To DoNotReport; Billing Period Equal To 201105

elpaso

Energy CAP

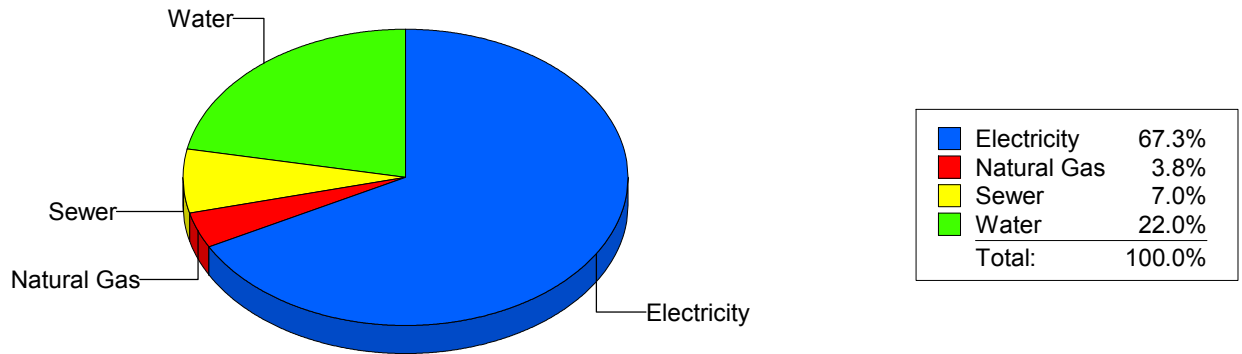
Cost Avoidance Program

Cost Summary Graph

Grouped by Energy Type

Energy Type	Use	Units	Meter Cost	Special Charges	Total Cost	Avg Unit Cost	% of Total Cost
Site: PARK ELEMENTARY - PARK ELEMENTARY							
Electricity	26,552	KWH	\$4,124.52	\$0.00	\$4,124.52	0.1553	67.28%
Natural Gas	239	CCF	\$230.24	\$0.00	\$230.24	0.9633	3.76%
Water	429	CCF	\$1,347.65	\$0.00	\$1,347.65	3.1414	21.98%
Sewer	200	CCF	\$427.96	\$0.00	\$427.96	2.1398	6.98%
Total Cost:			\$6,130.37	\$0.00	\$6,130.37		

For PARK ELEMENTARY



Filters: Cost Center Name Not Equal To DoNotReport; Billing Period Equal To 201105

elpaso

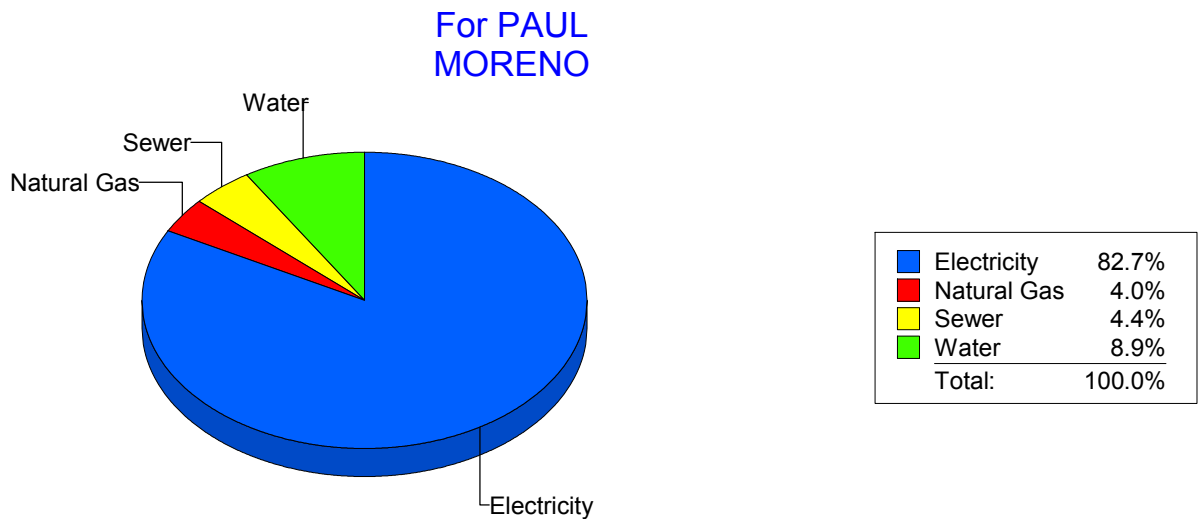
Energy CAP

Cost Avoidance Program

Cost Summary Graph

Grouped by Energy Type

Energy Type	Use	Units	Meter Cost	Special Charges	Total Cost	Avg Unit Cost	% of Total Cost
Site: PAUL MORENO - PAUL MORENO							
Electricity	66,600	KWH	\$8,310.75	\$0.00	\$8,310.75	0.1248	82.71%
Natural Gas	588	CCF	\$401.73	\$0.00	\$401.73	0.6832	4.00%
Water	263	CCF	\$897.23	\$0.00	\$897.23	3.4115	8.93%
Sewer	198	CCF	\$438.55	\$0.00	\$438.55	2.2149	4.36%
Total Cost:			\$10,048.26	\$0.00	\$10,048.26		



Filters: Cost Center Name Not Equal To DoNotReport; Billing Period Equal To 201105

elpaso

Energy CAP

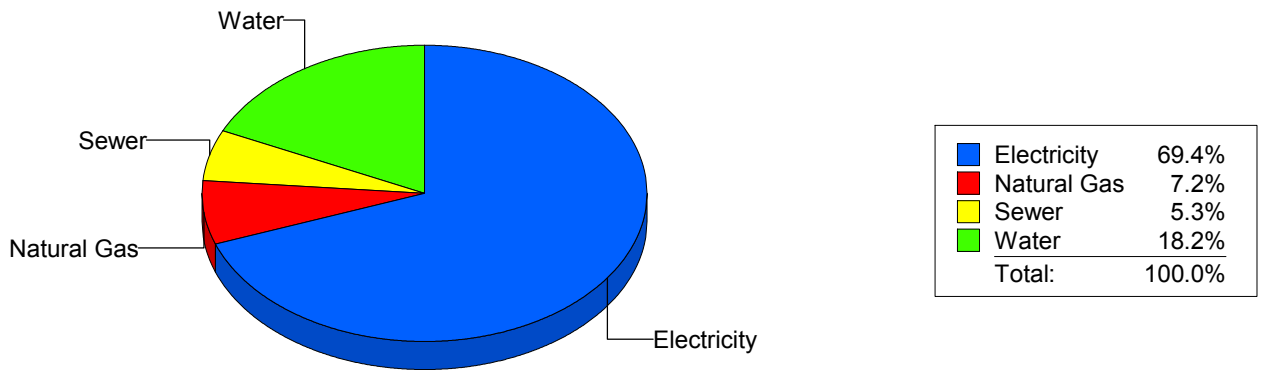
Cost Avoidance Program

Cost Summary Graph

Grouped by Energy Type

Energy Type	Use	Units	Meter Cost	Special Charges	Total Cost	Avg Unit Cost	% of Total Cost
Site: POLK ELEMENTARY - POLK ELEMENTARY							
Electricity	26,650	KWH	\$3,704.59	\$0.00	\$3,704.59	0.1390	69.35%
Natural Gas	553	CCF	\$382.98	\$0.00	\$382.98	0.6925	7.17%
Water	347	CCF	\$970.28	\$0.00	\$970.28	2.7962	18.16%
Sewer	115	CCF	\$283.66	\$0.00	\$283.66	2.4666	5.31%
Total Cost:			\$5,341.51	\$0.00	\$5,341.51		

For POLK ELEMENTARY



Filters: Cost Center Name Not Equal To DoNotReport; Billing Period Equal To 201105

elpaso

Energy CAP

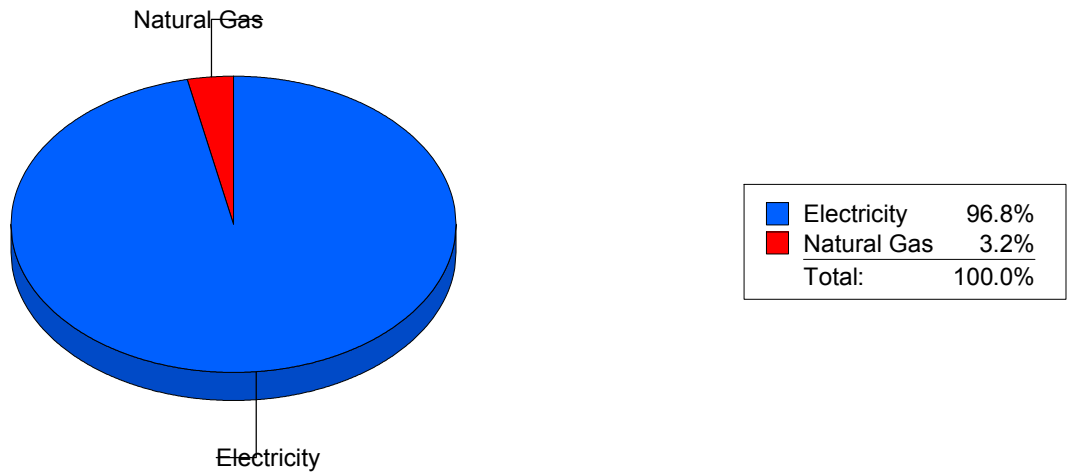
Cost Avoidance Program

Cost Summary Graph

Grouped by Energy Type

Energy Type	Use	Units	Meter Cost	Special Charges	Total Cost	Avg Unit Cost	% of Total Cost
Site: POWELL - POWELL							
Electricity	63,720	KWH	\$9,523.98	\$0.00	\$9,523.98	0.1495	96.79%
Natural Gas	495	CCF	\$316.19	\$0.00	\$316.19	0.6388	3.21%
Total Cost:			\$9,840.17	\$0.00	\$9,840.17		

For POWELL



Filters: Cost Center Name Not Equal To DoNotReport; Billing Period Equal To 201105

elpaso

Energy CAP

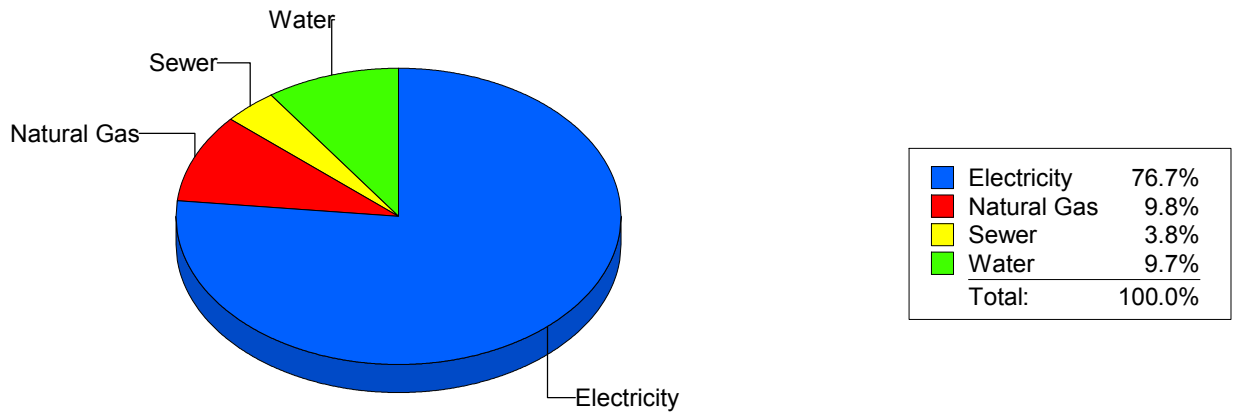
Cost Avoidance Program

Cost Summary Graph

Grouped by Energy Type

Energy Type	Use	Units	Meter Cost	Special Charges	Total Cost	Avg Unit Cost	% of Total Cost
Site: PUTNAM ELEMENTARY - PUTNAM ELEMENTARY							
Electricity	30,078	KWH	\$4,745.60	\$0.00	\$4,745.60	0.1578	76.68%
Natural Gas	946	CCF	\$608.35	\$0.00	\$608.35	0.6431	9.83%
Water	269	CCF	\$602.46	\$0.00	\$602.46	2.2396	9.73%
Sewer	126	CCF	\$232.74	\$0.00	\$232.74	1.8471	3.76%
Total Cost:			\$6,189.15	\$0.00	\$6,189.15		

For PUTNAM ELEMENTARY



Filters: Cost Center Name Not Equal To DoNotReport; Billing Period Equal To 201105

elpaso

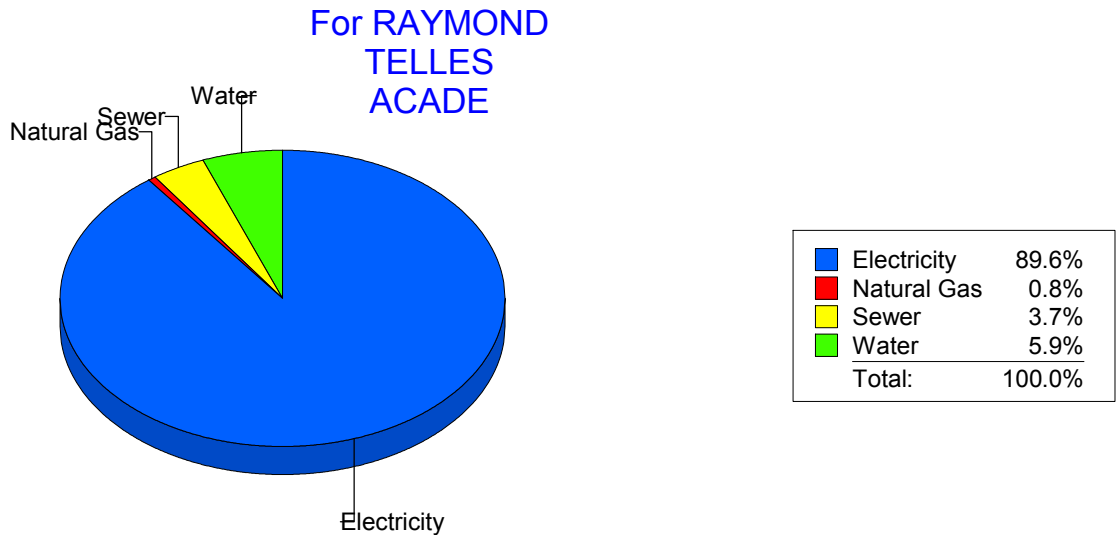
Energy CAP

Cost Avoidance Program

Cost Summary Graph

Grouped by Energy Type

Energy Type	Use	Units	Meter Cost	Special Charges	Total Cost	Avg Unit Cost	% of Total Cost
Site: RAYMOND TELLES ACADE - RAYMOND TELLES ACADE							
Electricity	48,800	KWH	\$5,687.51	\$0.00	\$5,687.51	0.1165	89.59%
Natural Gas	34	CCF	\$49.64	\$0.00	\$49.64	1.4600	0.78%
Water	142	CCF	\$374.37	\$0.00	\$374.37	2.6364	5.90%
Sewer	78	CCF	\$236.67	\$0.00	\$236.67	3.0342	3.73%
Total Cost:			\$6,348.19	\$0.00	\$6,348.19		



Filters: Cost Center Name Not Equal To DoNotReport; Billing Period Equal To 201105

elpaso

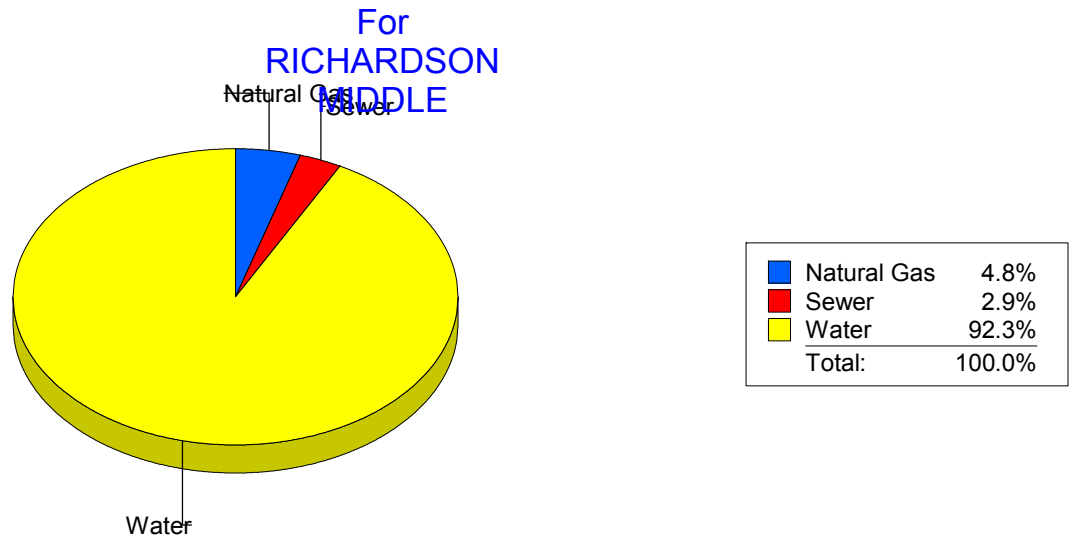
Energy CAP

Cost Avoidance Program

Cost Summary Graph

Grouped by Energy Type

Energy Type	Use	Units	Meter Cost	Special Charges	Total Cost	Avg Unit Cost	% of Total Cost
Site: RICHARDSON MIDDLE - RICHARDSON MIDDLE							
Natural Gas	728	CCF	\$450.13	\$0.00	\$450.13	0.6183	4.78%
Water	1,887	CCF	\$8,691.73	\$0.00	\$8,691.73	4.6061	92.30%
Sewer	108	CCF	\$274.77	\$0.00	\$274.77	2.5442	2.92%
Total Cost:			\$9,416.63	\$0.00	\$9,416.63		



Filters: Cost Center Name Not Equal To DoNotReport; Billing Period Equal To 201105

elpaso

Energy CAP

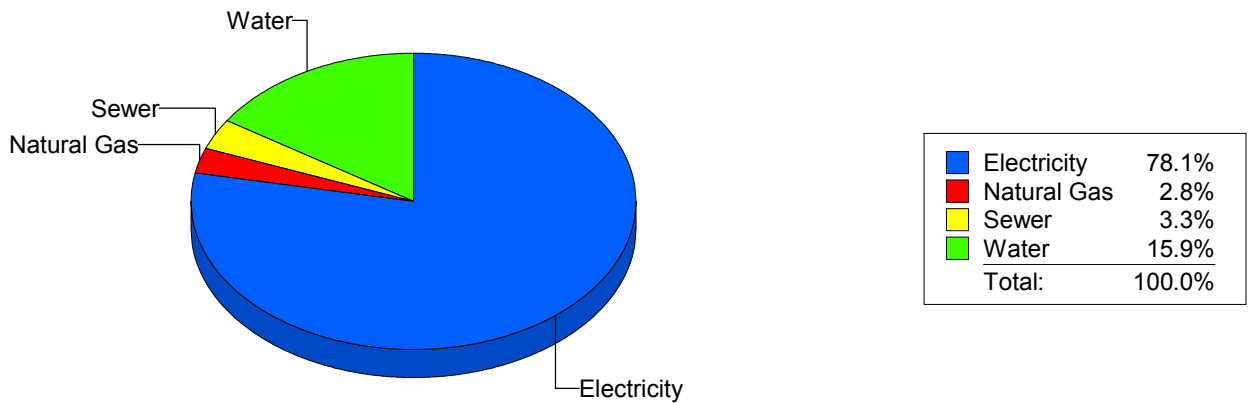
Cost Avoidance Program

Cost Summary Graph

Grouped by Energy Type

Energy Type	Use	Units	Meter Cost	Special Charges	Total Cost	Avg Unit Cost	% of Total Cost
Site: RIVERA ELEMENTARY - RIVERA ELEMENTARY							
Electricity	51,900	KWH	\$7,323.05	\$0.00	\$7,323.05	0.1411	78.06%
Natural Gas	354	CCF	\$262.66	\$0.00	\$262.66	0.7420	2.80%
Water	506	CCF	\$1,490.92	\$0.00	\$1,490.92	2.9465	15.89%
Sewer	132	CCF	\$305.25	\$0.00	\$305.25	2.3125	3.25%
Total Cost:			\$9,381.88	\$0.00	\$9,381.88		

For RIVERA ELEMENTARY



Filters: Cost Center Name Not Equal To DoNotReport; Billing Period Equal To 201105

el paso

Energy CAP

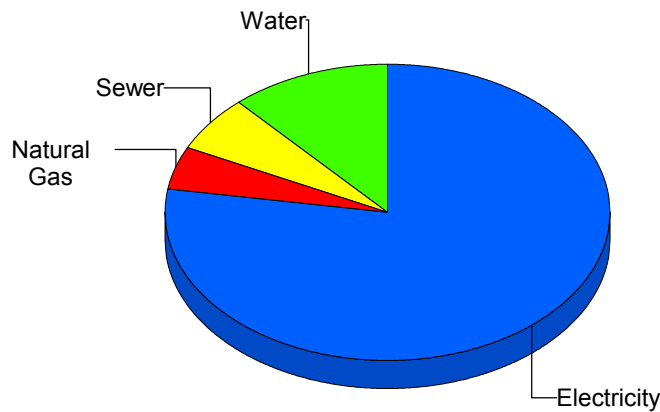
Cost Avoidance Program

Cost Summary Graph

Grouped by Energy Type

Energy Type	Use	Units	Meter Cost	Special Charges	Total Cost	Avg Unit Cost	% of Total Cost
Site: ROBERTS ELEMENTARY - ROBERTS ELEMENTARY							
Electricity	37,437	KWH	\$4,888.86	\$0.00	\$4,888.86	0.1306	77.62%
Natural Gas	404	CCF	\$292.17	\$0.00	\$292.17	0.7232	4.64%
Water	351	CCF	\$729.64	\$0.00	\$729.64	2.0787	11.58%
Sewer	189	CCF	\$387.75	\$0.00	\$387.75	2.0516	6.16%
Total Cost:			\$6,298.42	\$0.00	\$6,298.42		

For ROBERTS ELEMENTARY



Electricity	77.6%
Natural Gas	4.6%
Sewer	6.2%
Water	11.6%
Total:	100.0%

Filters: Cost Center Name Not Equal To DoNotReport; Billing Period Equal To 201105

elpaso

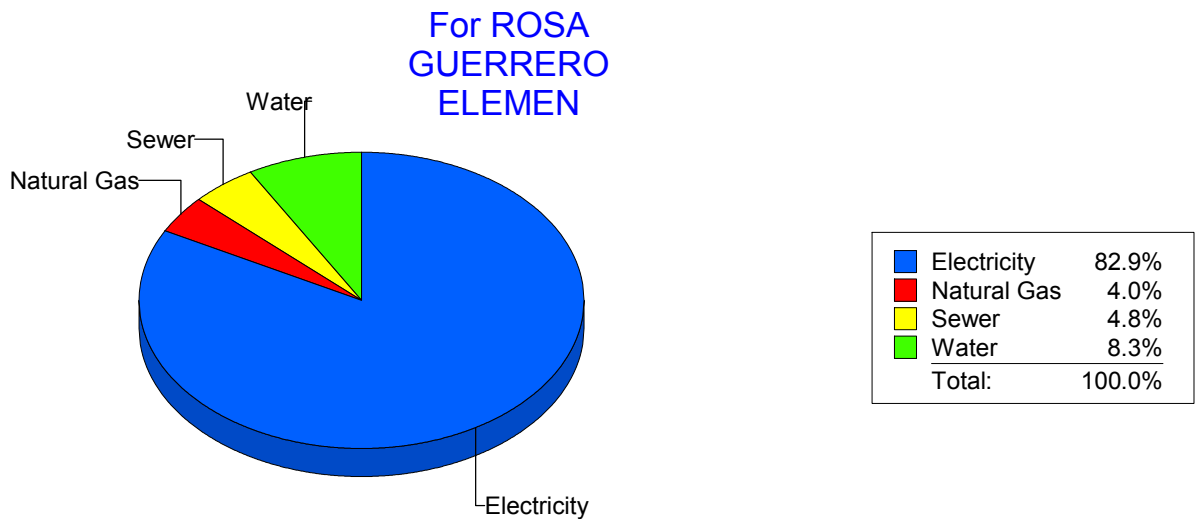
Energy CAP

Cost Avoidance Program

Cost Summary Graph

Grouped by Energy Type

Energy Type	Use	Units	Meter Cost	Special Charges	Total Cost	Avg Unit Cost	% of Total Cost
Site: ROSA GUERRERO ELEMEN - ROSA GUERRERO ELEMEN							
Electricity	38,640	KWH	\$5,706.58	\$0.00	\$5,706.58	0.1477	82.89%
Natural Gas	372	CCF	\$276.46	\$0.00	\$276.46	0.7432	4.02%
Water	323	CCF	\$569.85	\$0.00	\$569.85	1.7642	8.28%
Sewer	104	CCF	\$331.93	\$0.00	\$331.93	3.1916	4.82%
Total Cost:			\$6,884.82	\$0.00	\$6,884.82		



Filters: Cost Center Name Not Equal To DoNotReport; Billing Period Equal To 201105

el paso

Energy CAP

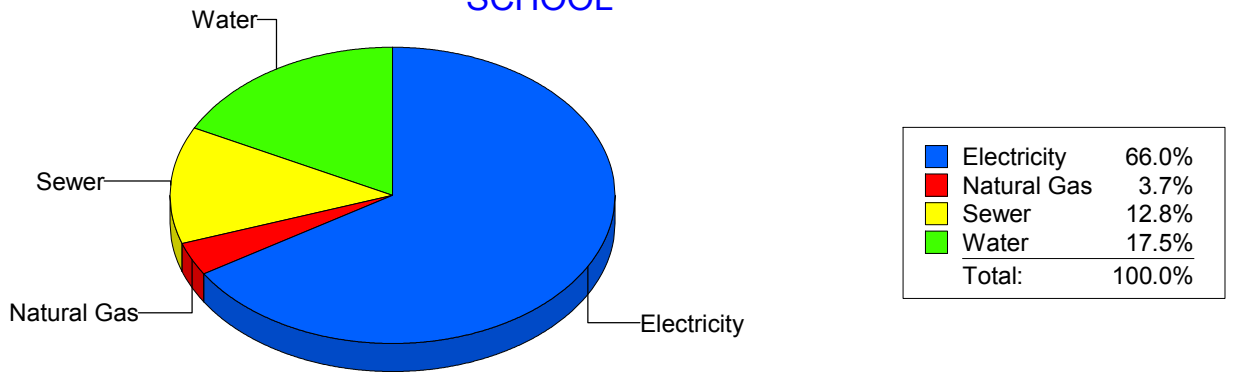
Cost Avoidance Program

Cost Summary Graph

Grouped by Energy Type

Energy Type	Use	Units	Meter Cost	Special Charges	Total Cost	Avg Unit Cost	% of Total Cost
Site: ROSS MIDDLE SCHOOL - ROSS MIDDLE SCHOOL							
Electricity	47,681	KWH	\$6,788.78	\$0.00	\$6,788.78	0.1424	66.02%
Natural Gas	606	CCF	\$380.04	\$0.00	\$380.04	0.6271	3.70%
Water	1,154	CCF	\$1,798.49	\$0.00	\$1,798.49	1.5585	17.49%
Sewer	928	CCF	\$1,316.17	\$0.00	\$1,316.17	1.4183	12.80%
Total Cost:			\$10,283.48	\$0.00	\$10,283.48		

For ROSS MIDDLE SCHOOL



Filters: Cost Center Name Not Equal To DoNotReport; Billing Period Equal To 201105

elpaso

Energy CAP

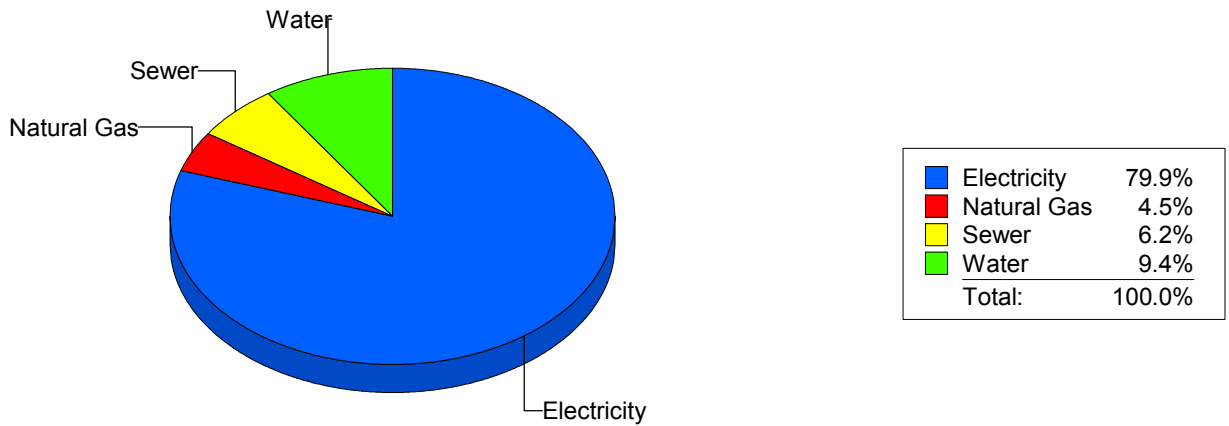
Cost Avoidance Program

Cost Summary Graph

Grouped by Energy Type

Energy Type	Use	Units	Meter Cost	Special Charges	Total Cost	Avg Unit Cost	% of Total Cost
Site: RUSK ELEMENTARY - RUSK ELEMENTARY							
Electricity	27,399	KWH	\$3,753.77	\$0.00	\$3,753.77	0.1370	79.88%
Natural Gas	212	CCF	\$211.70	\$0.00	\$211.70	0.9986	4.51%
Water	196	CCF	\$441.61	\$0.00	\$441.61	2.2531	9.40%
Sewer	124	CCF	\$292.07	\$0.00	\$292.07	2.3554	6.22%
Total Cost:			\$4,699.15	\$0.00	\$4,699.15		

For RUSK ELEMENTARY



Filters: Cost Center Name Not Equal To DoNotReport; Billing Period Equal To 201105

elpaso

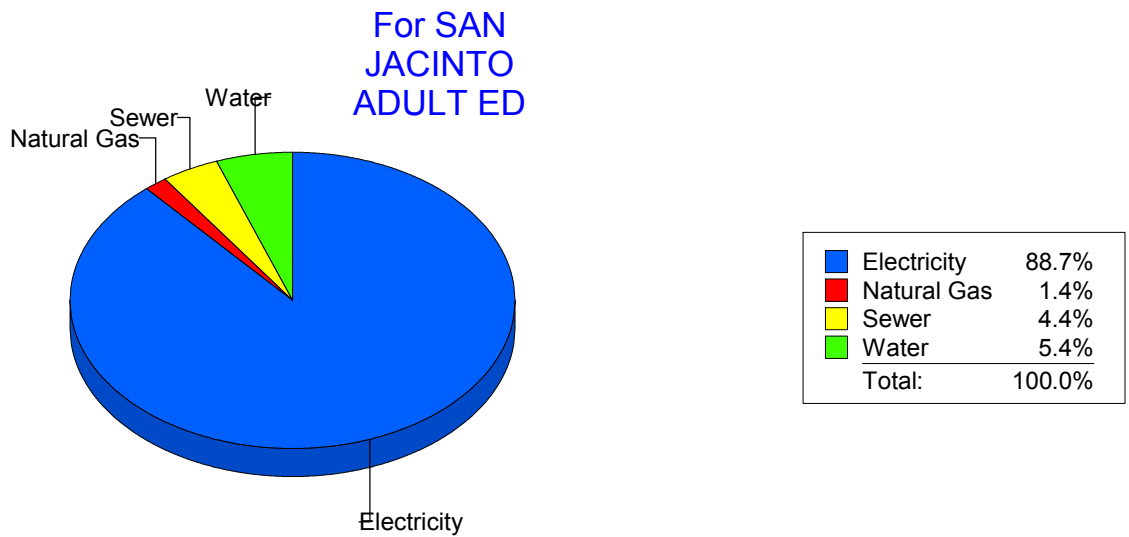
Energy CAP

Cost Avoidance Program

Cost Summary Graph

Grouped by Energy Type

Energy Type	Use	Units	Meter Cost	Special Charges	Total Cost	Avg Unit Cost	% of Total Cost
Site: SAN JACINTO ADULT ED - SAN JACINTO ADULT ED							
Electricity	11,200	KWH	\$2,162.45	\$0.00	\$2,162.45	0.1931	88.75%
Natural Gas	1	CCF	\$34.03	\$0.00	\$34.03	34.0300	1.40%
Water	48	CCF	\$132.23	\$0.00	\$132.23	2.7548	5.43%
Sewer	36	CCF	\$107.96	\$0.00	\$107.96	2.9989	4.43%
Total Cost:			\$2,436.67	\$0.00	\$2,436.67		



Filters: Cost Center Name Not Equal To DoNotReport; Billing Period Equal To 201105

elpaso

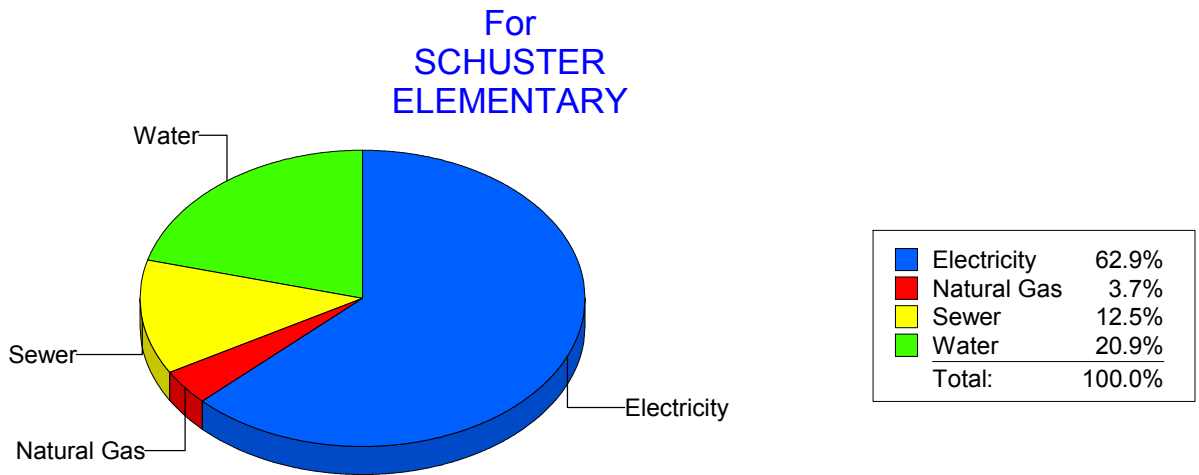
Energy CAP

Cost Avoidance Program

Cost Summary Graph

Grouped by Energy Type

Energy Type	Use	Units	Meter Cost	Special Charges	Total Cost	Avg Unit Cost	% of Total Cost
Site: SCHUSTER ELEMENTARY - SCHUSTER ELEMENTARY							
Electricity	16,160	KWH	\$1,980.50	\$0.00	\$1,980.50	0.1226	62.85%
Natural Gas	160	CCF	\$116.92	\$0.00	\$116.92	0.7308	3.71%
Water	411	CCF	\$658.58	\$0.00	\$658.58	1.6024	20.90%
Sewer	262	CCF	\$394.98	\$0.00	\$394.98	1.5076	12.54%
Total Cost:			\$3,150.98	\$0.00	\$3,150.98		



Filters: Cost Center Name Not Equal To DoNotReport; Billing Period Equal To 201105

elpaso

Energy CAP

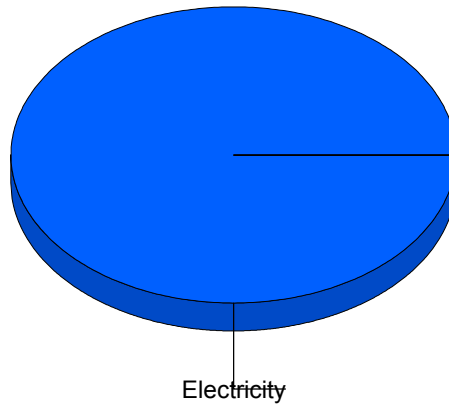
Cost Avoidance Program

Cost Summary Graph

Grouped by Energy Type

Energy Type	Use	Units	Meter Cost	Special Charges	Total Cost	Avg Unit Cost	% of Total Cost
Site: SKYPARK - SKY PARK							
Electricity	2,217	KWH	\$433.40	\$0.00	\$433.40	0.1955	100.00%
Total Cost:			\$433.40	\$0.00	\$433.40		

For SKY PARK



■ Electricity	100.0%
Total:	100.0%

Filters: Cost Center Name Not Equal To DoNotReport; Billing Period Equal To 201105

el Paso

Energy CAP

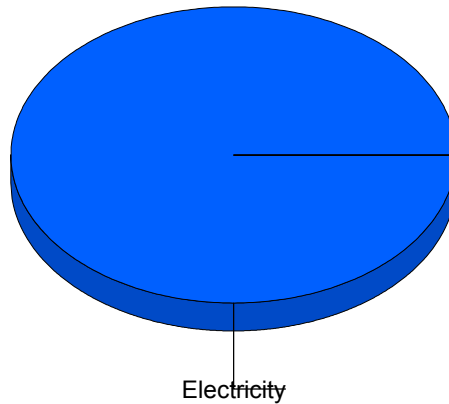
Cost Avoidance Program

Cost Summary Graph

Grouped by Energy Type

Energy Type	Use	Units	Meter Cost	Special Charges	Total Cost	Avg Unit Cost	% of Total Cost
Site: SKYPARKIB1 - SKY PARK I B1							
Electricity	1,522	KWH	\$233.89	\$0.00	\$233.89	0.1537	100.00%
Total Cost:			\$233.89	\$0.00	\$233.89		

For SKY PARK
I B1



■ Electricity	100.0%
Total:	100.0%

Filters: Cost Center Name Not Equal To DoNotReport; Billing Period Equal To 201105

elpaso

Energy CAP

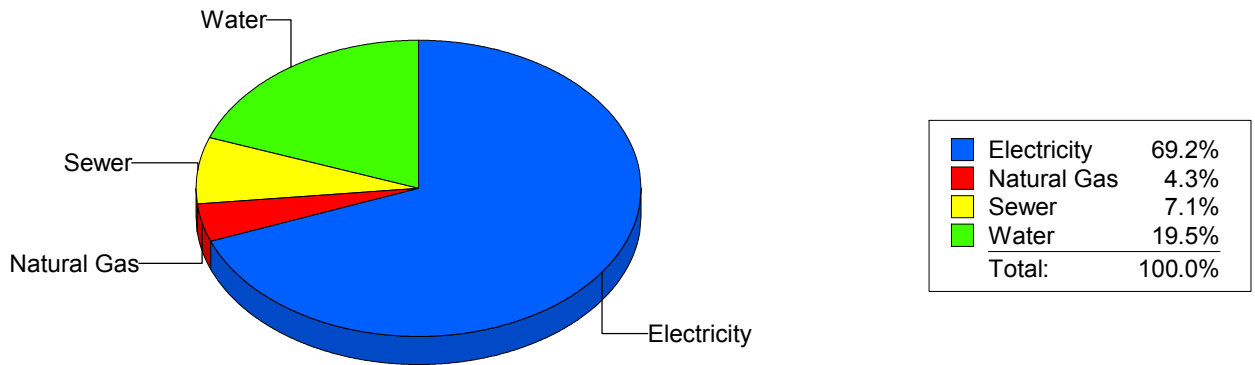
Cost Avoidance Program

Cost Summary Graph

Grouped by Energy Type

Energy Type	Use	Units	Meter Cost	Special Charges	Total Cost	Avg Unit Cost	% of Total Cost
Site: STANTON ELEMENTARY - STANTON ELEMENTARY							
Electricity	27,921	KWH	\$3,764.89	\$0.00	\$3,764.89	0.1348	69.22%
Natural Gas	296	CCF	\$231.19	\$0.00	\$231.19	0.7810	4.25%
Water	485	CCF	\$1,059.74	\$0.00	\$1,059.74	2.1850	19.48%
Sewer	214	CCF	\$383.50	\$0.00	\$383.50	1.7921	7.05%
Total Cost:			\$5,439.32	\$0.00	\$5,439.32		

For STANTON ELEMENTARY



Filters: Cost Center Name Not Equal To DoNotReport; Billing Period Equal To 201105

elpaso

Energy CAP

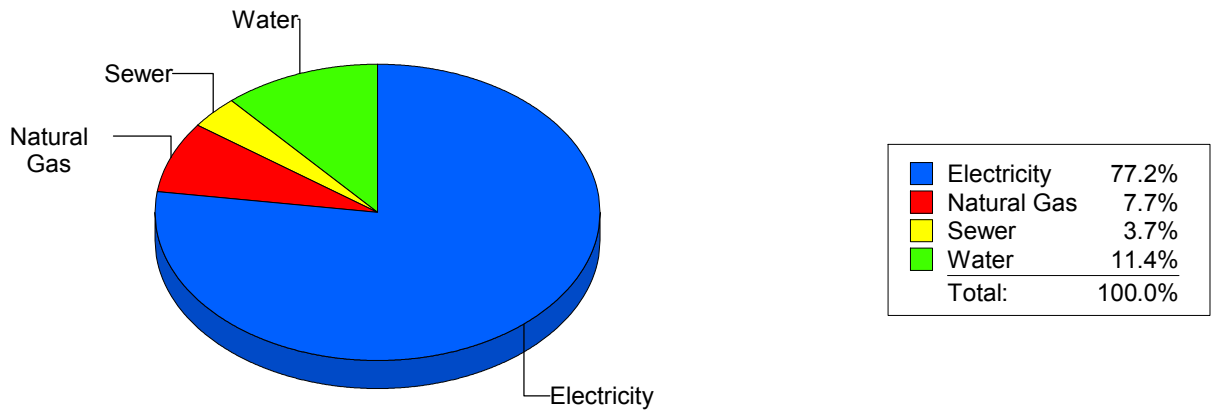
Cost Avoidance Program

Cost Summary Graph

Grouped by Energy Type

Energy Type	Use	Units	Meter Cost	Special Charges	Total Cost	Avg Unit Cost	% of Total Cost
Site: SUNSET HIGH - SUNSET HIGH							
Electricity	11,720	KWH	\$1,413.04	\$0.00	\$1,413.04	0.1206	77.22%
Natural Gas	199	CCF	\$140.19	\$0.00	\$140.19	0.7045	7.66%
Water	38	CCF	\$208.09	\$0.00	\$208.09	5.4761	11.37%
Sewer	5	CCF	\$68.59	\$0.00	\$68.59	13.7180	3.75%
Total Cost:			\$1,829.91	\$0.00	\$1,829.91		

For SUNSET HIGH



Filters: Cost Center Name Not Equal To DoNotReport; Billing Period Equal To 201105

elpaso

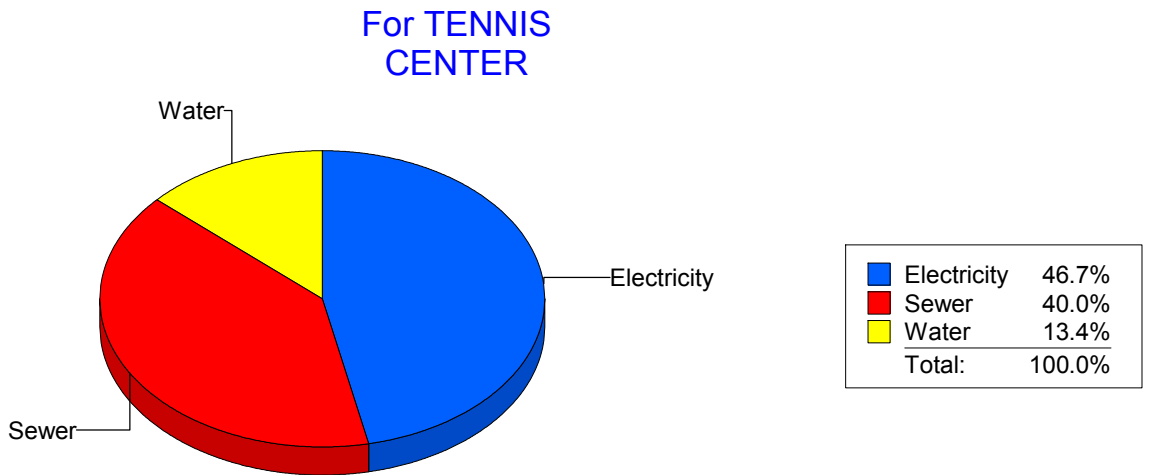
Energy CAP

Cost Avoidance Program

Cost Summary Graph

Grouped by Energy Type

Energy Type	Use	Units	Meter Cost	Special Charges	Total Cost	Avg Unit Cost	% of Total Cost
Site: TENNISCENTER - TENNIS CENTER							
Electricity		542 KWH	\$223.85	\$0.00	\$223.85	0.4130	46.66%
Water		1 CCF	\$64.08	\$0.00	\$64.08	64.0800	13.36%
Sewer		102 CCF	\$191.78	\$0.00	\$191.78	1.8802	39.98%
Total Cost:			\$479.71	\$0.00	\$479.71		



Filters: Cost Center Name Not Equal To DoNotReport; Billing Period Equal To 201105

elpaso

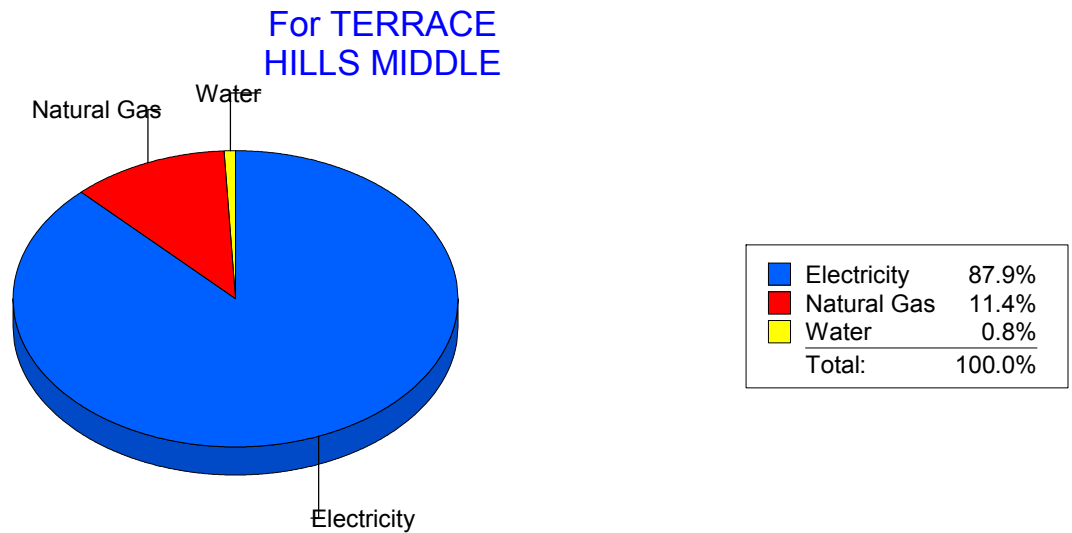
Energy CAP

Cost Avoidance Program

Cost Summary Graph

Grouped by Energy Type

Energy Type	Use	Units	Meter Cost	Special Charges	Total Cost	Avg Unit Cost	% of Total Cost
Site: TERRACE HILLS MIDDLE - TERRACE HILLS MIDDLE							
Electricity	34,050	KWH	\$4,076.39	\$0.00	\$4,076.39	0.1197	87.86%
Natural Gas	812	CCF	\$526.63	\$0.00	\$526.63	0.6486	11.35%
Water	0	CCF	\$36.36	\$0.00	\$36.36	0.0000	0.78%
Total Cost:			\$4,639.38	\$0.00	\$4,639.38		



Filters: Cost Center Name Not Equal To DoNotReport; Billing Period Equal To 201105

elpaso

Energy CAP

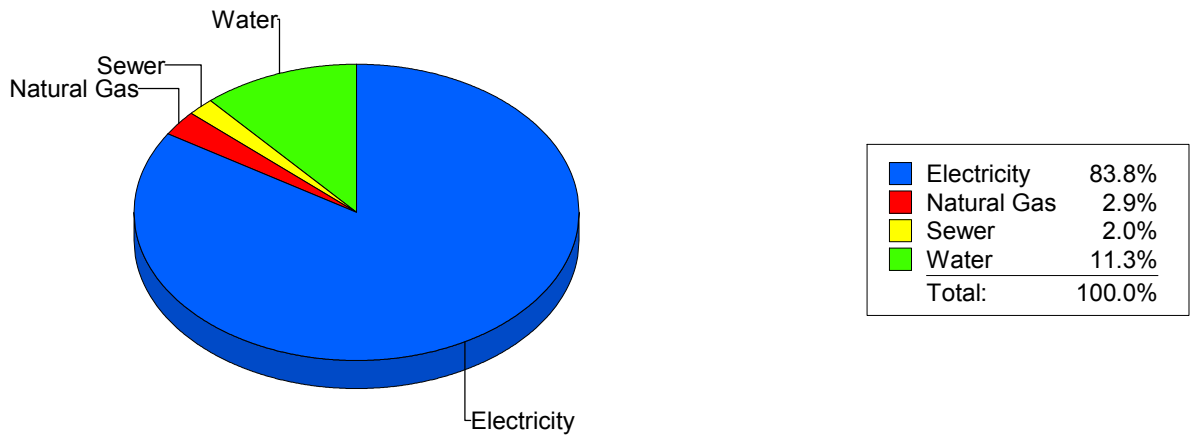
Cost Avoidance Program

Cost Summary Graph

Grouped by Energy Type

Energy Type	Use	Units	Meter Cost	Special Charges	Total Cost	Avg Unit Cost	% of Total Cost
Site: TIPPIN - TIPPIN ELEMENTARY							
Electricity	68,640	KWH	\$10,156.47	\$0.00	\$10,156.47	0.1480	83.84%
Natural Gas	548	CCF	\$346.74	\$0.00	\$346.74	0.6327	2.86%
Water	336	CCF	\$1,369.26	\$0.00	\$1,369.26	4.0752	11.30%
Sewer	82	CCF	\$241.75	\$0.00	\$241.75	2.9482	2.00%
Total Cost:			\$12,114.22	\$0.00	\$12,114.22		

For TIPPIN ELEMENTARY



Filters: Cost Center Name Not Equal To DoNotReport; Billing Period Equal To 201105

elpaso

Energy CAP

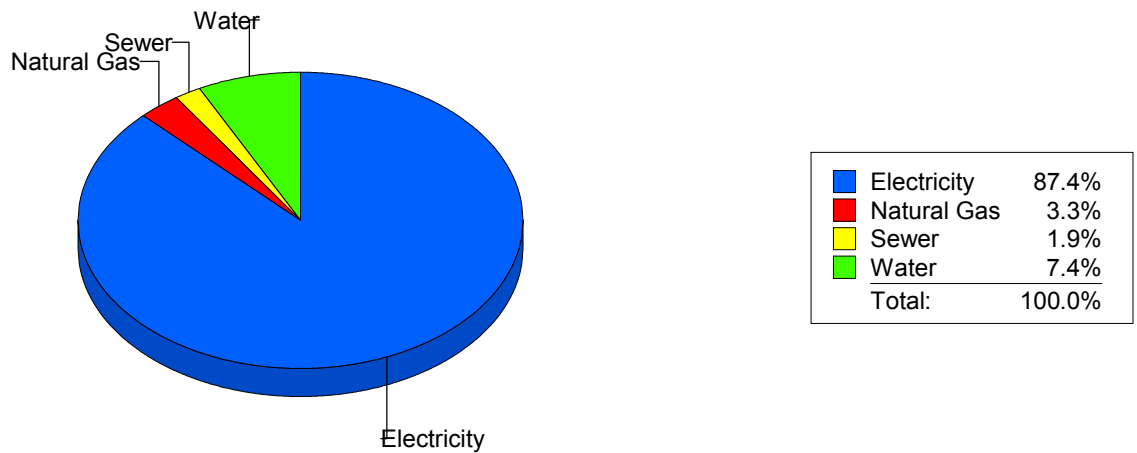
Cost Avoidance Program

Cost Summary Graph

Grouped by Energy Type

Energy Type	Use	Units	Meter Cost	Special Charges	Total Cost	Avg Unit Cost	% of Total Cost
Site: TOMLEA - TOM LEA							
Electricity	70,800	KWH	\$9,755.97	\$0.00	\$9,755.97	0.1378	87.37%
Natural Gas	585	CCF	\$367.98	\$0.00	\$367.98	0.6290	3.30%
Water	241	CCF	\$826.25	\$0.00	\$826.25	3.4284	7.40%
Sewer	62	CCF	\$216.35	\$0.00	\$216.35	3.4895	1.94%
Total Cost:			\$11,166.55	\$0.00	\$11,166.55		

For TOM LEA



Filters: Cost Center Name Not Equal To DoNotReport; Billing Period Equal To 201105

elpaso

Energy CAP

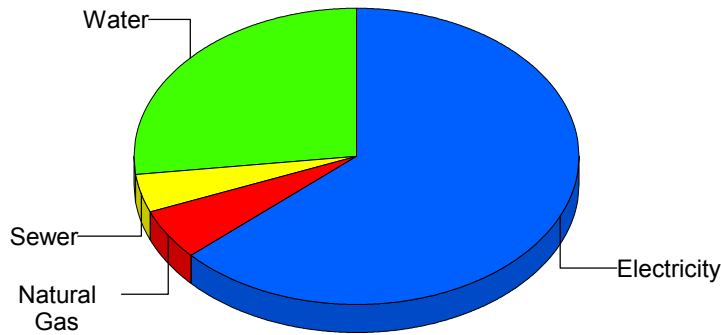
Cost Avoidance Program

Cost Summary Graph

Grouped by Energy Type

Energy Type	Use	Units	Meter Cost	Special Charges	Total Cost	Avg Unit Cost	% of Total Cost
Site: TRAVIS ELEMENTARY SC - TRAVIS ELEMENTARY SC							
Electricity	28,224	KWH	\$3,521.77	\$0.00	\$3,521.77	0.1248	63.29%
Natural Gas	430	CCF	\$309.03	\$0.00	\$309.03	0.7187	5.55%
Water	438	CCF	\$1,496.43	\$0.00	\$1,496.43	3.4165	26.89%
Sewer	99	CCF	\$237.45	\$0.00	\$237.45	2.3985	4.27%
Total Cost:			\$5,564.68	\$0.00	\$5,564.68		

For TRAVIS
ELEMENTARY
SC



Electricity	63.3%
Natural Gas	5.6%
Sewer	4.3%
Water	26.9%
Total:	100.0%

Filters: Cost Center Name Not Equal To DoNotReport; Billing Period Equal To 201105

elpaso

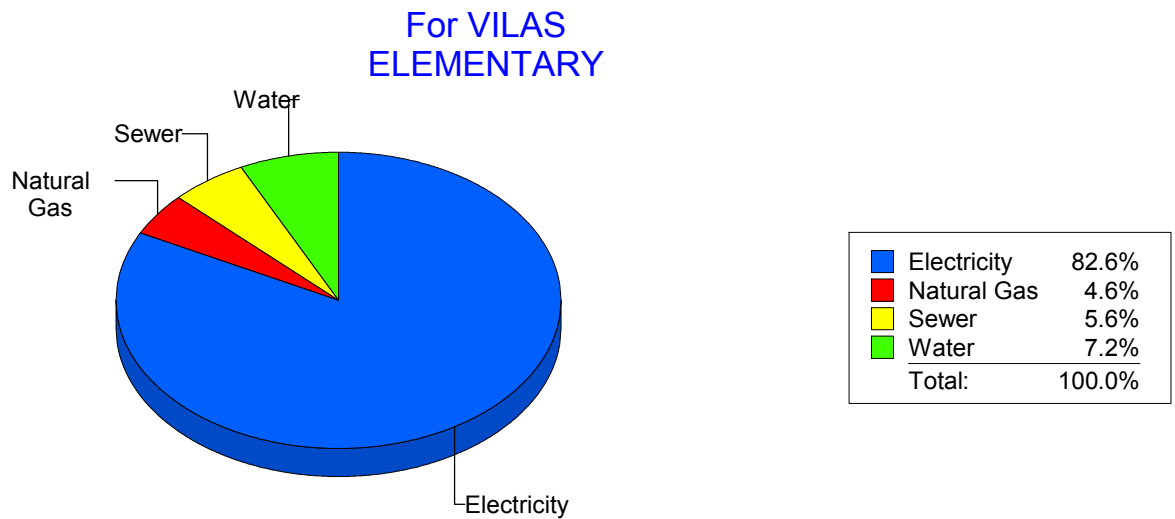
Energy CAP

Cost Avoidance Program

Cost Summary Graph

Grouped by Energy Type

Energy Type	Use	Units	Meter Cost	Special Charges	Total Cost	Avg Unit Cost	% of Total Cost
Site: VILAS ELEMENTARY - VILAS ELEMENTARY							
Electricity	45,703	KWH	\$6,569.16	\$0.00	\$6,569.16	0.1437	82.56%
Natural Gas	432	CCF	\$366.64	\$0.00	\$366.64	0.8487	4.61%
Water	158	CCF	\$574.29	\$0.00	\$574.29	3.6347	7.22%
Sewer	148	CCF	\$447.03	\$0.00	\$447.03	3.0205	5.62%
Total Cost:			\$7,957.12	\$0.00	\$7,957.12		



Filters: Cost Center Name Not Equal To DoNotReport; Billing Period Equal To 201105

elpaso

Energy CAP

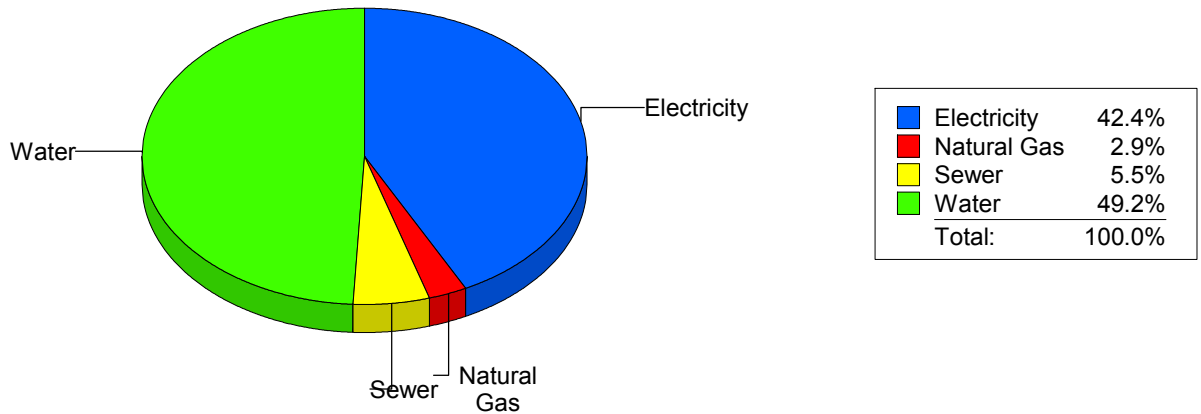
Cost Avoidance Program

Cost Summary Graph

Grouped by Energy Type

Energy Type	Use	Units	Meter Cost	Special Charges	Total Cost	Avg Unit Cost	% of Total Cost
Site: WAINWRIGHT ELEMENTAR - WAINWRIGHT ELEMENTAR							
Electricity	9,492	KWH	\$1,442.34	\$0.00	\$1,442.34	0.1520	42.38%
Natural Gas	0	CCF	\$100.14	\$0.00	\$100.14	0.0000	2.94%
Water	381	CCF	\$1,674.15	\$0.00	\$1,674.15	4.3941	49.19%
Sewer	41	CCF	\$186.66	\$0.00	\$186.66	4.5527	5.48%
Total Cost:			\$3,403.29	\$0.00	\$3,403.29		

For
WAINWRIGHT
ELEMENTAR



Filters: Cost Center Name Not Equal To DoNotReport; Billing Period Equal To 201105

elpaso

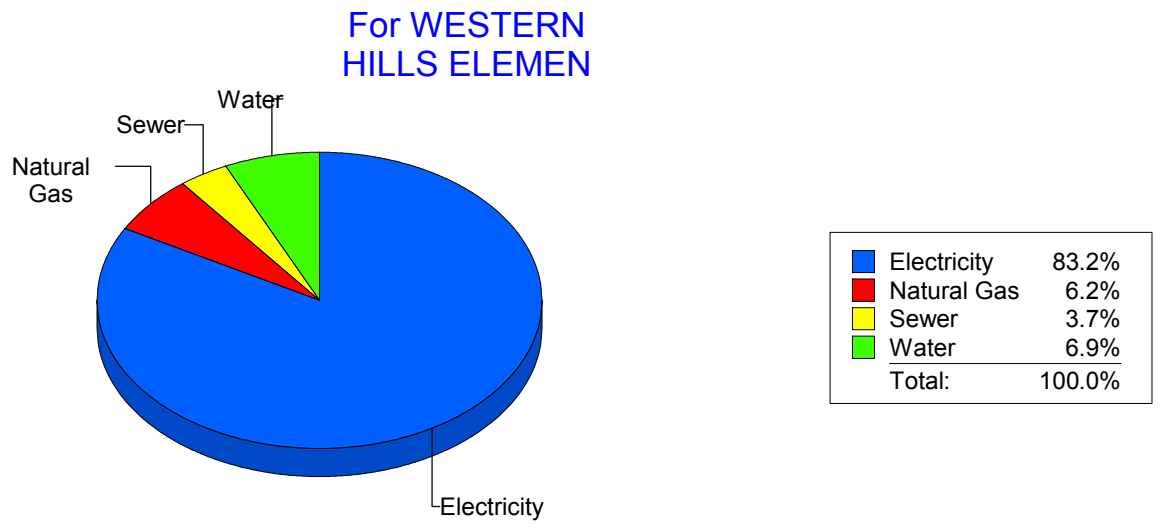
Energy CAP

Cost Avoidance Program

Cost Summary Graph

Grouped by Energy Type

Energy Type	Use	Units	Meter Cost	Special Charges	Total Cost	Avg Unit Cost	% of Total Cost
Site: WESTERN HILLS ELEMEN - WESTERN HILLS ELEMEN							
Electricity	54,240	KWH	\$8,155.85	\$0.00	\$8,155.85	0.1504	83.19%
Natural Gas	1,001	CCF	\$606.94	\$0.00	\$606.94	0.6063	6.19%
Water	241	CCF	\$677.84	\$0.00	\$677.84	2.8126	6.91%
Sewer	70	CCF	\$363.09	\$0.00	\$363.09	5.1870	3.70%
Total Cost:			\$9,803.72	\$0.00	\$9,803.72		



Filters: Cost Center Name Not Equal To DoNotReport; Billing Period Equal To 201105

elpaso

Energy CAP

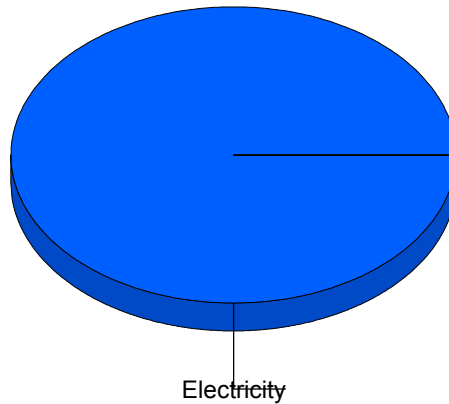
Cost Avoidance Program

Cost Summary Graph

Grouped by Energy Type

Energy Type	Use	Units	Meter Cost	Special Charges	Total Cost	Avg Unit Cost	% of Total Cost
Site: WESTSIDE TRANSPORTAT - WESTSIDE TRANSPORTAT							
Electricity		1,681 KWH	\$238.01	\$0.00	\$238.01	0.1416	100.00%
Total Cost:			\$238.01	\$0.00	\$238.01		

For WESTSIDE TRANSPORTAT



■ Electricity	100.0%
Total:	100.0%

Filters: Cost Center Name Not Equal To DoNotReport; Billing Period Equal To 201105

elpaso

Energy CAP

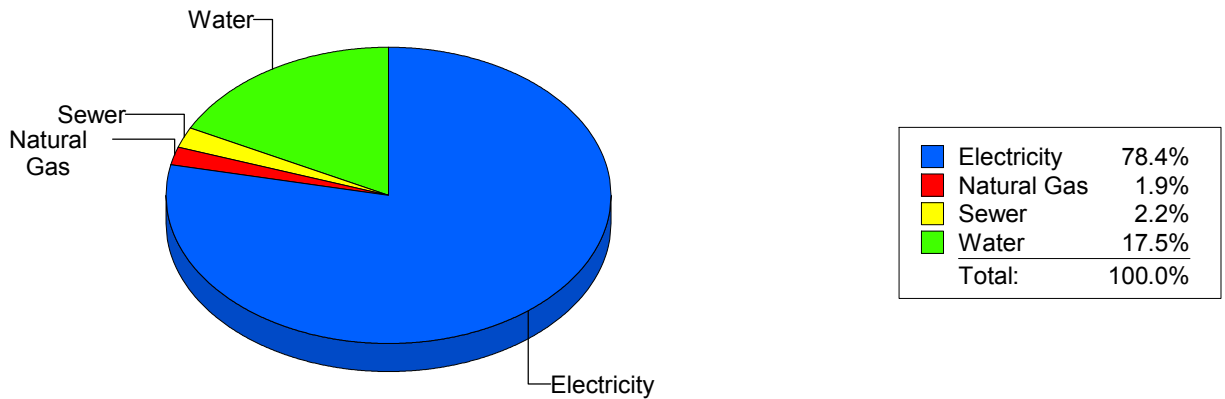
Cost Avoidance Program

Cost Summary Graph

Grouped by Energy Type

Energy Type	Use	Units	Meter Cost	Special Charges	Total Cost	Avg Unit Cost	% of Total Cost
Site: WHITAKER ELEMENTARY - WHITAKER ELEMENTARY							
Electricity	71,400	KWH	\$9,911.75	\$0.00	\$9,911.75	0.1388	78.44%
Natural Gas	368	CCF	\$240.64	\$0.00	\$240.64	0.6539	1.90%
Water	1,064	CCF	\$2,207.24	\$0.00	\$2,207.24	2.0745	17.47%
Sewer	109	CCF	\$276.04	\$0.00	\$276.04	2.5325	2.18%
Total Cost:			\$12,635.67	\$0.00	\$12,635.67		

For WHITAKER ELEMENTARY



Filters: Cost Center Name Not Equal To DoNotReport; Billing Period Equal To 201105

elpaso

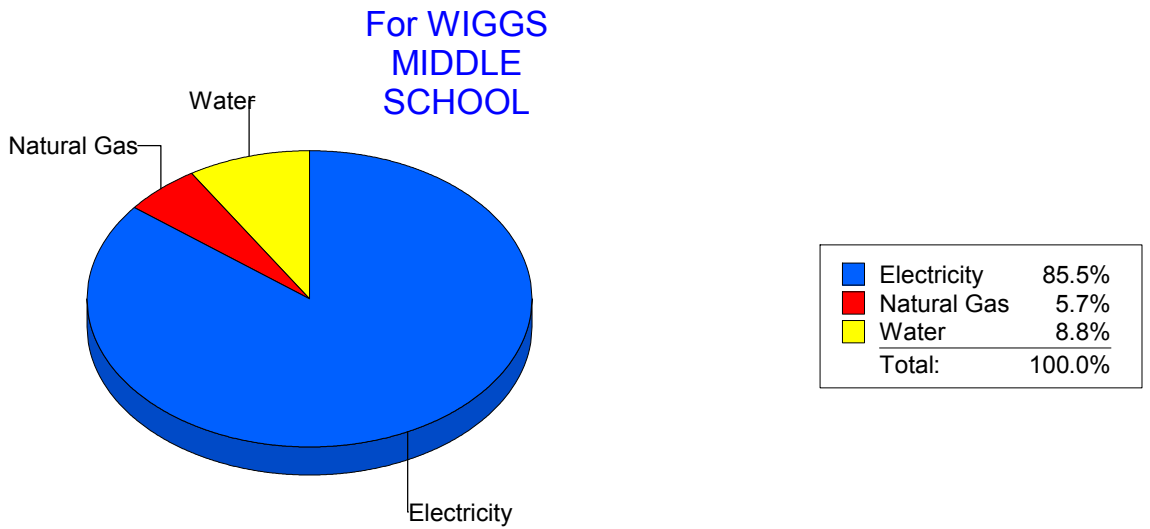
Energy CAP

Cost Avoidance Program

Cost Summary Graph

Grouped by Energy Type

Energy Type	Use	Units	Meter Cost	Special Charges	Total Cost	Avg Unit Cost	% of Total Cost
Site: WIGGS MIDDLE SCHOOL - WIGGS MIDDLE SCHOOL							
Electricity	62,100	KWH	\$7,085.53	\$0.00	\$7,085.53	0.1141	85.48%
Natural Gas	772	CCF	\$475.40	\$0.00	\$475.40	0.6158	5.74%
Water	289	CCF	\$728.13	\$0.00	\$728.13	2.5195	8.78%
Total Cost:			\$8,289.06	\$0.00	\$8,289.06		



Filters: Cost Center Name Not Equal To DoNotReport; Billing Period Equal To 201105

elpaso

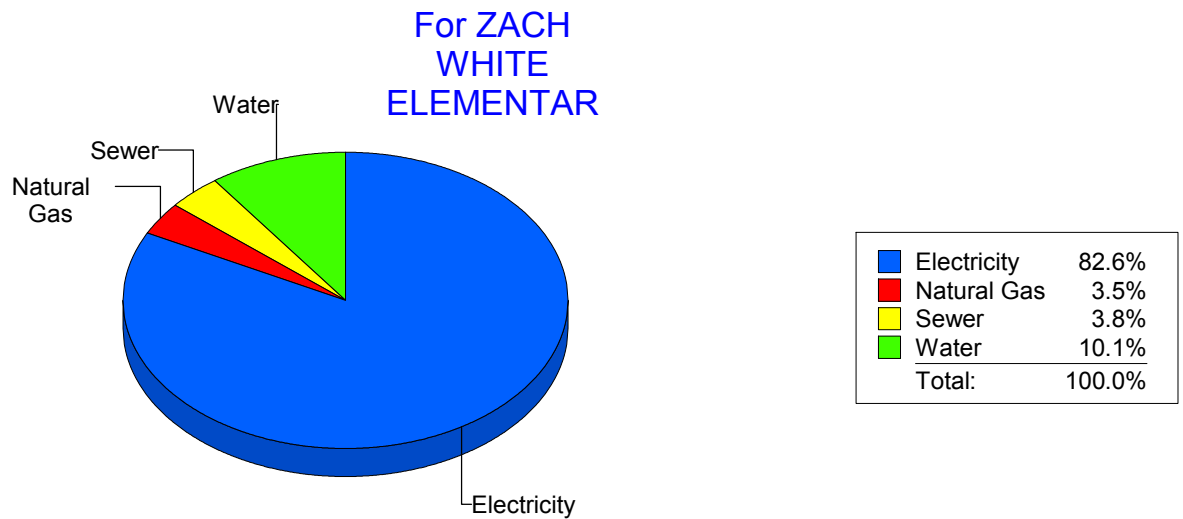
Energy CAP

Cost Avoidance Program

Cost Summary Graph

Grouped by Energy Type

Energy Type	Use	Units	Meter Cost	Special Charges	Total Cost	Avg Unit Cost	% of Total Cost
Site: ZACH WHITE ELEMENTAR - ZACH WHITE ELEMENTAR							
Electricity	58,500	KWH	\$8,485.65	\$0.00	\$8,485.65	0.1451	82.57%
Natural Gas	516	CCF	\$361.73	\$0.00	\$361.73	0.7010	3.52%
Water	413	CCF	\$1,035.66	\$0.00	\$1,035.66	2.5077	10.08%
Sewer	104	CCF	\$394.17	\$0.00	\$394.17	3.7901	3.84%
Total Cost:			\$10,277.21	\$0.00	\$10,277.21		



Filters: Cost Center Name Not Equal To DoNotReport; Billing Period Equal To 201105

elpaso

Energy CAP

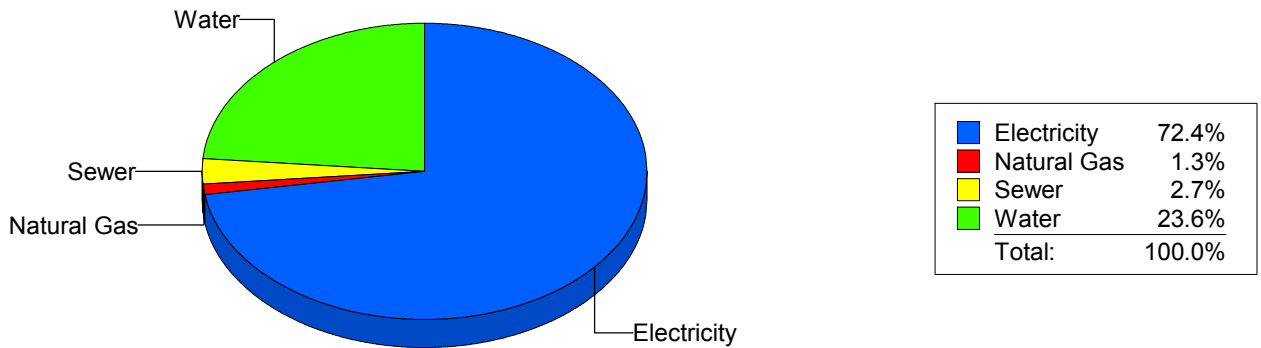
Cost Avoidance Program

Cost Summary Graph

Grouped by Energy Type

Energy Type	Use	Units	Meter Cost	Special Charges	Total Cost	Avg Unit Cost	% of Total Cost
Site: ZAVALA ELEMENTARY SC - ZAVALA ELEMENTARY SC							
Electricity	29,253	KWH	\$3,367.59	\$0.00	\$3,367.59	0.1151	72.39%
Natural Gas	53	CCF	\$58.74	\$0.00	\$58.74	1.1083	1.26%
Water	276	CCF	\$1,099.78	\$0.00	\$1,099.78	3.9847	23.64%
Sewer	50	CCF	\$125.74	\$0.00	\$125.74	2.5148	2.70%
Total Cost:			\$4,651.85	\$0.00	\$4,651.85		

For ZAVALA
ELEMENTARY
SC



Filters: Cost Center Name Not Equal To DoNotReport; Billing Period Equal To 201105

elpaso

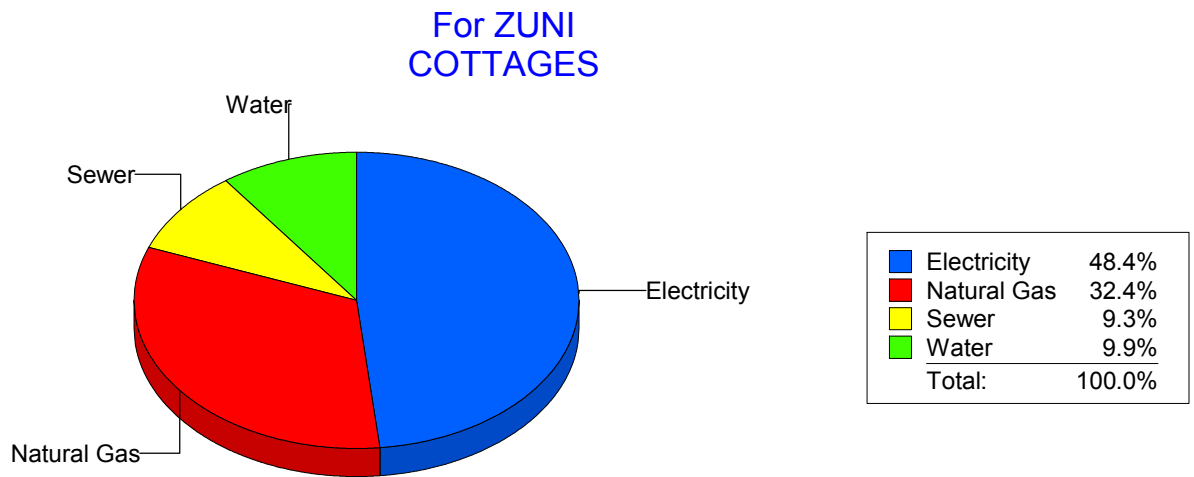
Energy CAP

Cost Avoidance Program

Cost Summary Graph

Grouped by Energy Type

Energy Type	Use	Units	Meter Cost	Special Charges	Total Cost	Avg Unit Cost	% of Total Cost
Site: ZUNI COTTAGES - ZUNI COTTAGES							
Electricity		621 KWH	\$112.06	\$0.00	\$112.06	0.1805	48.45%
Natural Gas		17 CCF	\$74.89	\$0.00	\$74.89	4.4053	32.38%
Water		1 CCF	\$22.85	\$0.00	\$22.85	22.8500	9.88%
Sewer		1 CCF	\$21.49	\$0.00	\$21.49	21.4900	9.29%
Total Cost:			\$231.29	\$0.00	\$231.29		



Filters: Cost Center Name Not Equal To DoNotReport; Billing Period Equal To 201105

el Paso

Energy CAP

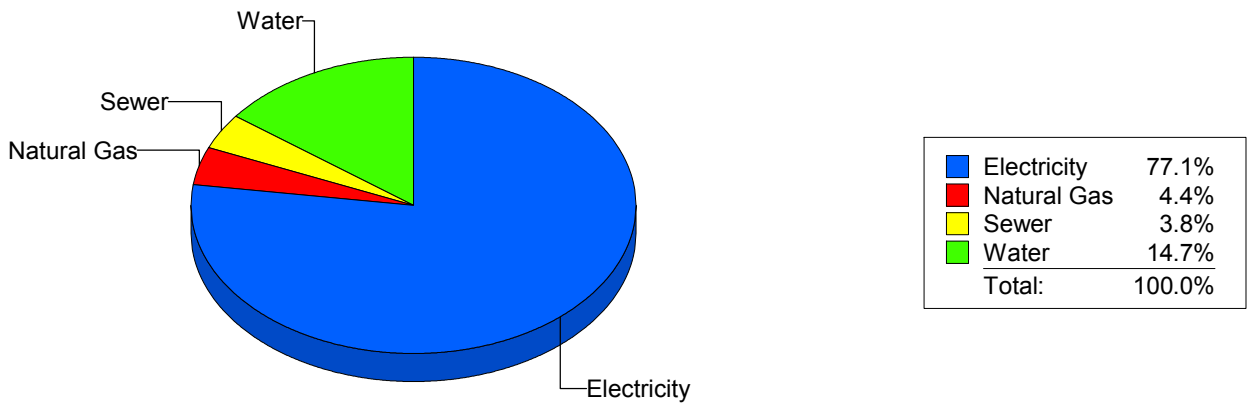
Cost Avoidance Program

Cost Summary Graph

Grouped by Energy Type

Energy Type	Use	Units	Meter Cost	Special Charges	Total Cost	Avg Unit Cost	% of Total Cost
All Sites							
Electricity	6,441,136	KWH	\$820,270.28	\$0.00	\$820,270.28	0.1273	77.13%
Natural Gas	71,180	CCF	\$46,628.73	\$0.00	\$46,628.73	0.6551	4.38%
Water	58,497	CCF	\$156,631.70	\$0.00	\$156,631.70	2.6776	14.73%
Sewer	18,197	CCF	\$39,912.34	\$0.00	\$39,912.34	2.1933	3.75%
Total Cost:			\$1,063,443.05	\$0.00	\$1,063,443.05		

For All Sites



Filters: Cost Center Name Not Equal To DoNotReport; Billing Period Equal To 201105