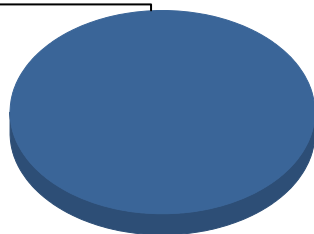


Energy

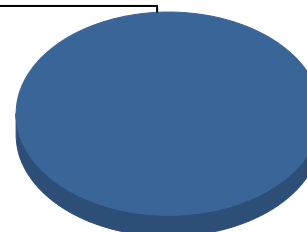
Electric



■ Electric 100.0%
Total: 100.0%

Cost

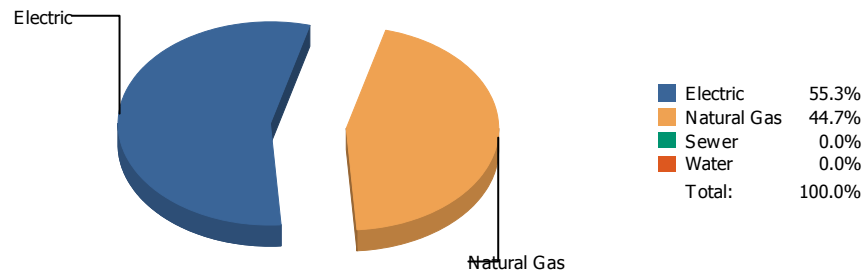
Electric



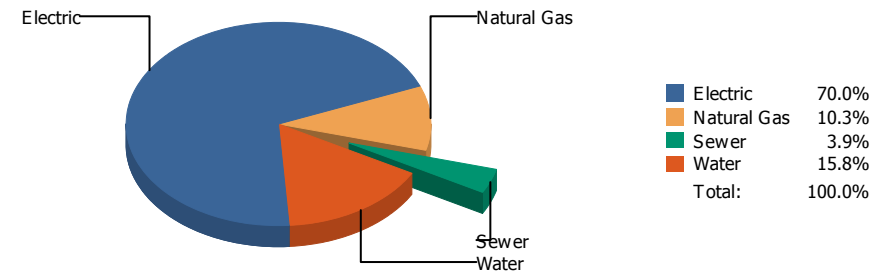
■ Electric 100.0%
Total: 100.0%

Commodity	Common Use	Energy Use	Energy Use / Area	Total Cost	Cost / Unit	Cost / Area
Place: [ALAMO] ALAMO 101 [BUILDING] Area: 58,978 SqFt Billing Period: May 2019						
ELECTRIC	2,400.00 kWh	8,189 KBtu	0.139 KBtu/SqFt	\$354.95	\$0.148 /kWh	\$0.006 /SqFt
Totals:		8,189 KBtu	0.139 KBtu/SqFt	\$354.95		

Energy

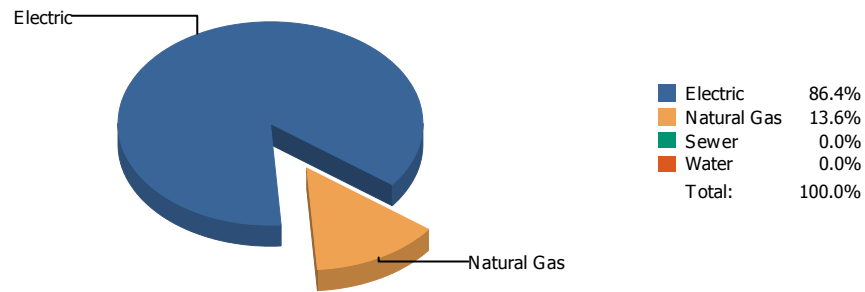


Cost

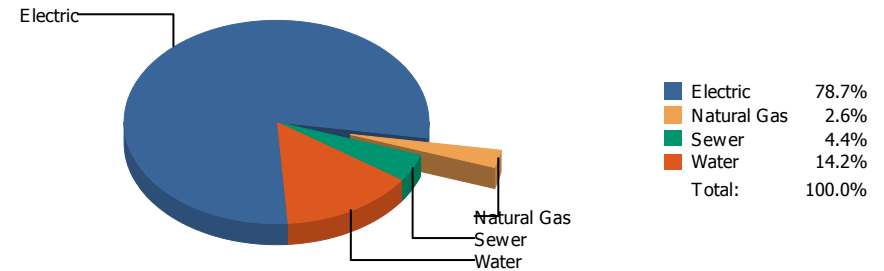


Commodity	Common Use	Energy Use	Energy Use / Area	Total Cost	Cost / Unit	Cost / Area
Place: [ALTA] ALTA VISTA 102 [BUILDING] Area: 68,463 SqFt Billing Period: May 2019						
ELECTRIC	29,700.00 kWh	101,336 KBtu	1.480 KBtu/SqFt	\$3,663.54	\$0.123 /kWh	\$0.054 /SqFt
NATURALGAS	795.00 CCF	81,885 KBtu	1.196 KBtu/SqFt	\$536.53	\$0.675 /CCF	\$0.008 /SqFt
SEWER	50.00 CCF			\$203.73	\$4.075 /CCF	\$0.003 /SqFt
WATER	166.00 CCF			\$827.33	\$4.984 /CCF	\$0.012 /SqFt
Totals:		183,221 KBtu	2.676 KBtu/SqFt	\$5,231.13		

Energy

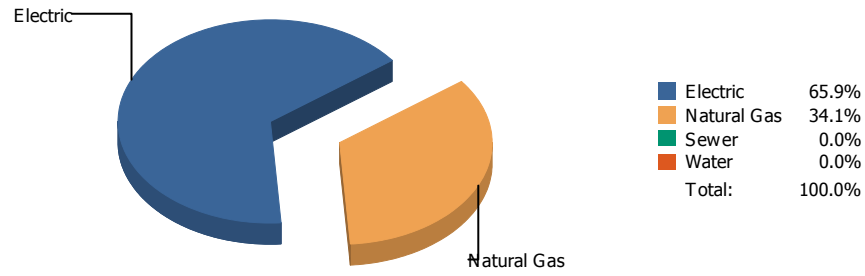


Cost

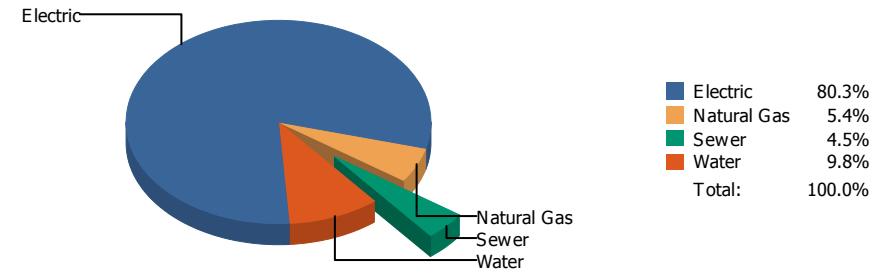


Commodity	Common Use	Energy Use	Energy Use / Area	Total Cost	Cost / Unit	Cost / Area
Place: [ADDRESS] ADDRESS 001 [BUILDING]						
Area: 266,968 SqFt						
Billing Period: May 2019						
ELECTRIC	108,407.00 kWh	369,885 KBtu	1.386 KBtu/SqFt	\$18,090.90	\$0.167 /kWh	\$0.067 /SqFt
NATURALGAS	566.00 CCF	58,298 KBtu	0.218 KBtu/SqFt	\$594.76	\$1.051 /CCF	\$0.002 /SqFt
SEWER	388.00 CCF			\$1,021.95	\$2.634 /CCF	\$0.004 /SqFt
WATER	948.00 CCF			\$3,272.10	\$3.452 /CCF	\$0.012 /SqFt
Totals:		428,183 KBtu	1.604 KBtu/SqFt	\$22,979.71		

Energy

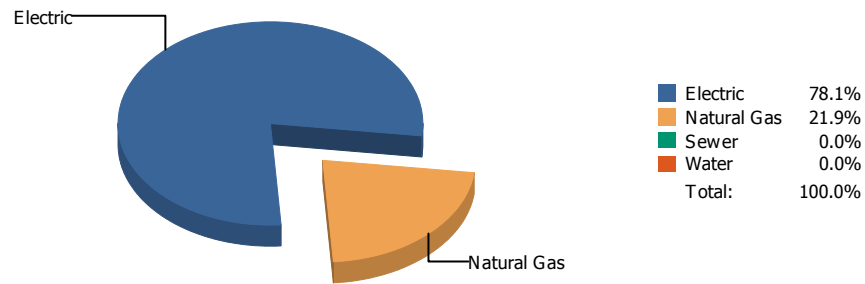


Cost

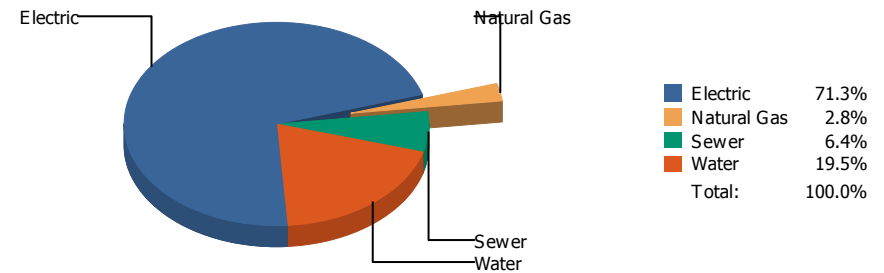


Commodity	Common Use	Energy Use	Energy Use / Area	Total Cost	Cost / Unit	Cost / Area
Place: [AOY] AOY 103 [BUILDING] Area: 105,486 SqFt Billing Period: May 2019						
ELECTRIC	71,162.00 kWh	242,805 KBtu	2.302 KBtu/SqFt	\$10,125.60	\$0.142 /kWh	\$0.096 /SqFt
NATURALGAS	1,219.00 CCF	125,557 KBtu	1.190 KBtu/SqFt	\$683.35	\$0.561 /CCF	\$0.006 /SqFt
SEWER	70.00 CCF			\$567.22	\$8.103 /CCF	\$0.005 /SqFt
WATER	178.00 CCF			\$1,230.48	\$6.913 /CCF	\$0.012 /SqFt
Totals:		368,362 KBtu	3.492 KBtu/SqFt	\$12,606.65		

Energy

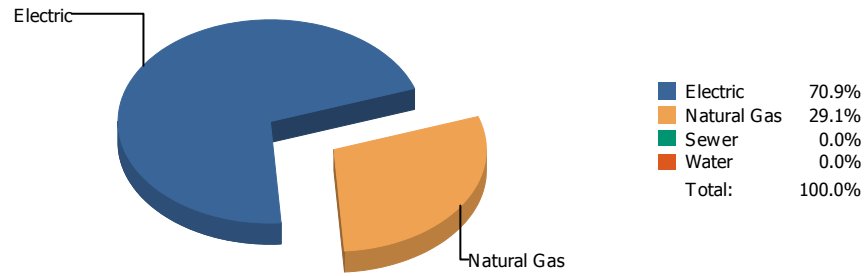


Cost

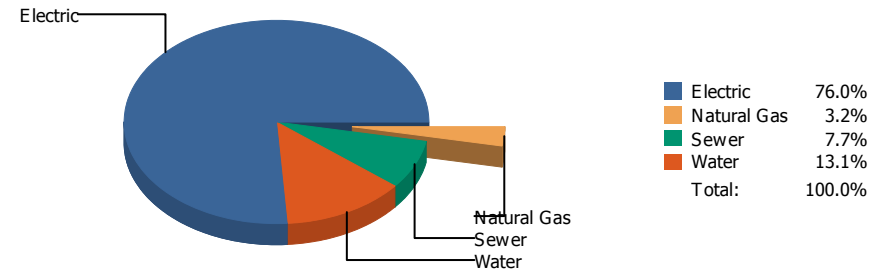


Commodity	Common Use	Energy Use	Energy Use / Area	Total Cost	Cost / Unit	Cost / Area
Place: [ARMENDARIZ_1] ARMENDARIZ MIDDLE SCHOOL [BUILDING]						
Area: 133,779 SqFt						
Billing Period: May 2019						
ELECTRIC	82,500.00 kWh	281,490 KBtu	2.104 KBtu/SqFt	\$10,032.87	\$0.122 /kWh	\$0.075 /SqFt
NATURALGAS	767.00 CCF	79,001 KBtu	0.591 KBtu/SqFt	\$394.30	\$0.514 /CCF	\$0.003 /SqFt
SEWER	269.00 CCF			\$897.10	\$3.335 /CCF	\$0.007 /SqFt
WATER	898.00 CCF			\$2,748.54	\$3.061 /CCF	\$0.021 /SqFt
Totals:		360,491 KBtu	2.695 KBtu/SqFt	\$14,072.81		

Energy

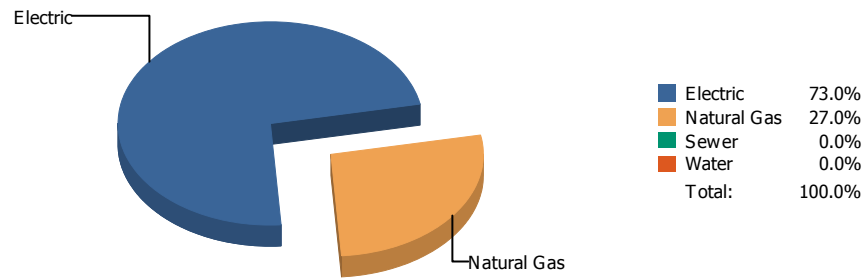


Cost

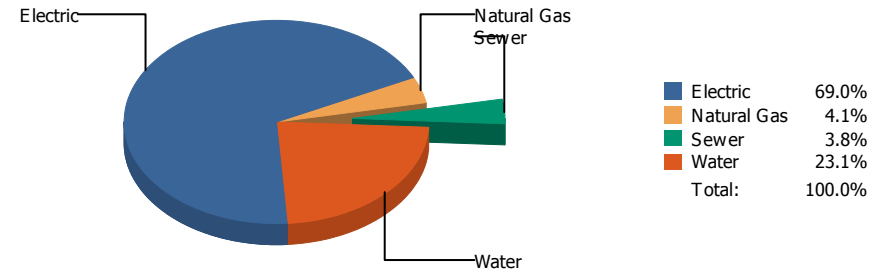


Commodity	Common Use	Energy Use	Energy Use / Area	Total Cost	Cost / Unit	Cost / Area
Place: [AUSTIN] AUSTIN 002 [BUILDING]						
Area: 269,216 SqFt						
Billing Period: May 2019						
ELECTRIC	126,193.00 kWh	430,571 KBtu	1.599 KBtu/SqFt	\$23,443.26	\$0.186 /kWh	\$0.087 /SqFt
NATURALGAS	1,715.00 CCF	176,645 KBtu	0.656 KBtu/SqFt	\$982.25	\$0.573 /CCF	\$0.004 /SqFt
SEWER	725.00 CCF			\$2,380.88	\$3.284 /CCF	\$0.009 /SqFt
WATER	974.00 CCF			\$4,045.93	\$4.154 /CCF	\$0.015 /SqFt
Totals:		607,216 KBtu	2.255 KBtu/SqFt	\$30,852.32		

Energy

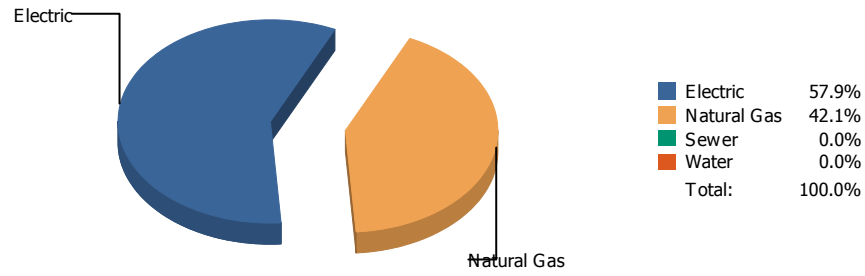


Cost

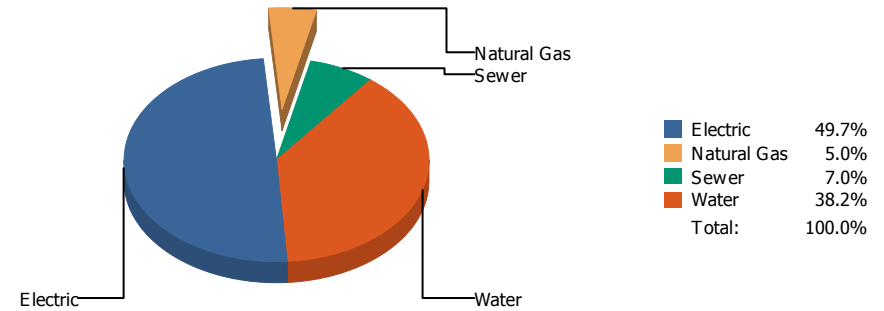


Commodity	Common Use	Energy Use	Energy Use / Area	Total Cost	Cost / Unit	Cost / Area
Place: [BARRON ELEMENTARY] Barron Elementary 165 [BUILDING]						
Area: 87,818 SqFt						
Billing Period: May 2019						
ELECTRIC	61,010.00 kWh	208,166 KBtu	2.370 KBtu/SqFt	\$8,779.89	\$0.144 /kWh	\$0.100 /SqFt
NATURALGAS	746.00 CCF	76,838 KBtu	0.875 KBtu/SqFt	\$520.53	\$0.698 /CCF	\$0.006 /SqFt
SEWER	51.00 CCF			\$485.64	\$9.522 /CCF	\$0.006 /SqFt
WATER	475.00 CCF			\$2,937.66	\$6.185 /CCF	\$0.033 /SqFt
Totals:		285,004 KBtu	3.245 KBtu/SqFt	\$12,723.72		

Energy

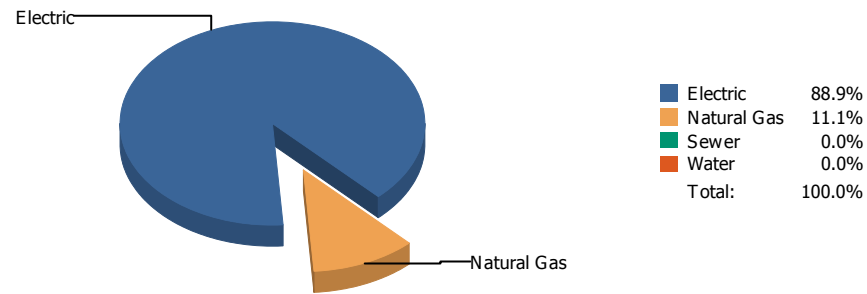


Cost

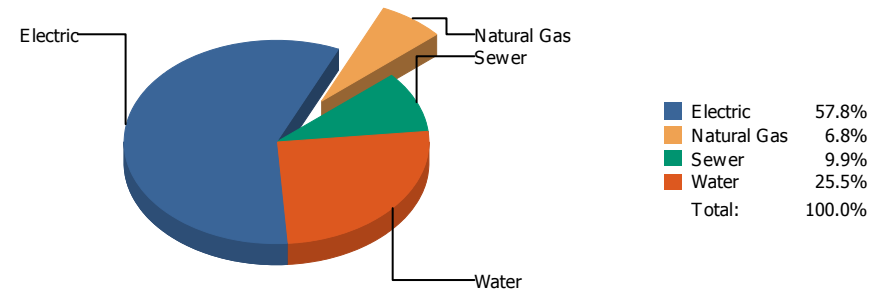


Commodity	Common Use	Energy Use	Energy Use / Area	Total Cost	Cost / Unit	Cost / Area
Place: [BASSETT] BASSETT 049 [BUILDING] Area: 174,250 SqFt Billing Period: May 2019						
ELECTRIC	60,650.00 kWh	206,938 KBtu	1.188 KBtu/SqFt	\$7,512.19	\$0.124 /kWh	\$0.043 /SqFt
NATURALGAS	1,459.00 CCF	150,277 KBtu	0.862 KBtu/SqFt	\$761.32	\$0.522 /CCF	\$0.004 /SqFt
SEWER	403.00 CCF			\$1,052.85	\$2.613 /CCF	\$0.006 /SqFt
WATER	1,436.00 CCF			\$5,773.62	\$4.021 /CCF	\$0.033 /SqFt
Totals:		357,215 KBtu	2.050 KBtu/SqFt	\$15,099.98		

Energy



Cost



Commodity	Common Use	Energy Use	Energy Use / Area	Total Cost	Cost / Unit	Cost / Area
Place: [BEALL] BEALL 104 [BUILDING] Area: 74,454 SqFt Billing Period: May 2019						
ELECTRIC	20,837.00 kWh	71,096 KBtu	0.955 KBtu/SqFt	\$2,513.39	\$0.121 /kWh	\$0.034 /SqFt
NATURALGAS	86.00 CCF	8,858 KBtu	0.119 KBtu/SqFt	\$296.63	\$3.449 /CCF	\$0.004 /SqFt
SEWER	101.00 CCF			\$430.73	\$4.265 /CCF	\$0.006 /SqFt
WATER	281.00 CCF			\$1,108.76	\$3.946 /CCF	\$0.015 /SqFt
Totals:		79,954 KBtu	1.074 KBtu/SqFt	\$4,349.51		

Energy

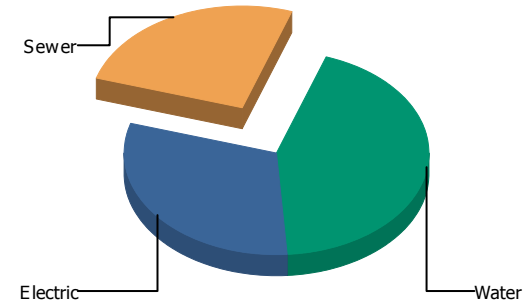
Electric



Electric 100.0%
 Sewer 0.0%
 Water 0.0%
 Total: 100.0%

Cost

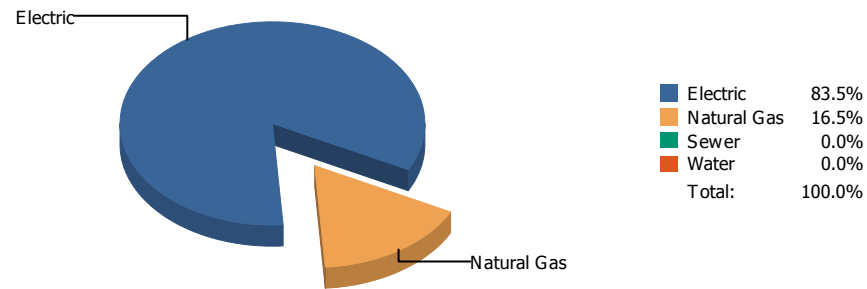
Sewer



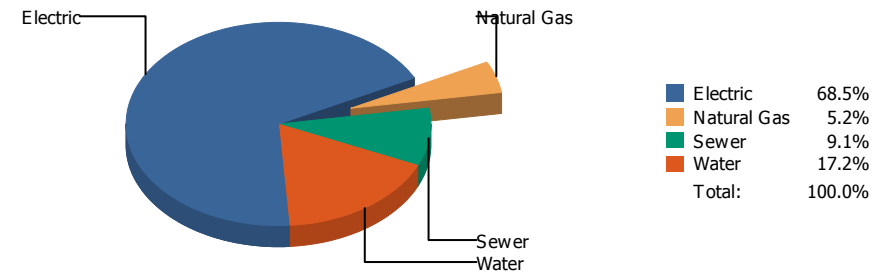
Electric 30.9%
 Sewer 25.6%
 Water 43.5%
 Total: 100.0%

Commodity	Common Use	Energy Use	Energy Use / Area	Total Cost	Cost / Unit	Cost / Area
Place: [BLISS] BLISS 105 [BUILDING] Area: 78,820 SqFt Billing Period: May 2019						
ELECTRIC	28,390.00 kWh	96,867 KBtu	1.229 KBtu/SqFt	\$3,869.58	\$0.136 /kWh	\$0.049 /SqFt
SEWER	1,451.00 CCF			\$3,211.73	\$2.213 /CCF	\$0.041 /SqFt
WATER	2,337.00 CCF			\$5,459.39	\$2.336 /CCF	\$0.069 /SqFt
Totals:		96,867 KBtu	1.229 KBtu/SqFt	\$12,540.70		

Energy

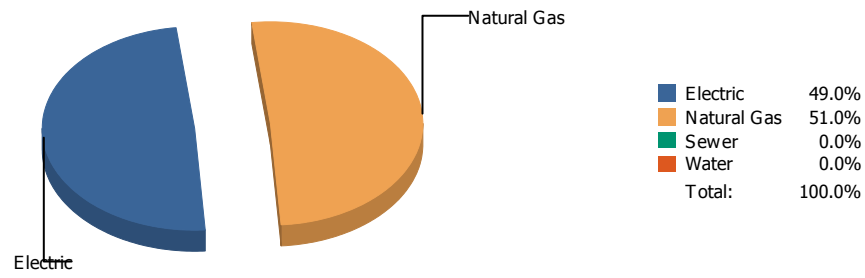


Cost

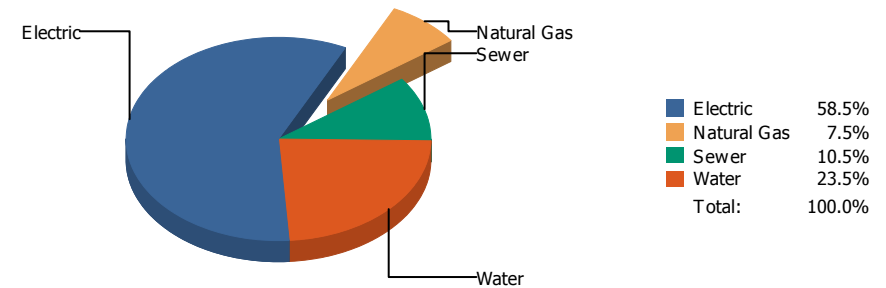


Commodity	Common Use	Energy Use	Energy Use / Area	Total Cost	Cost / Unit	Cost / Area
Place: [BOND_2] BOND 160 [BUILDING]						
Area: 89,988 SqFt						
Billing Period: May 2019						
ELECTRIC	27,637.00 kWh	94,297 KBtu	1.048 KBtu/SqFt	\$4,354.68	\$0.158 /kWh	\$0.048 /SqFt
NATURALGAS	181.00 CCF	18,643 KBtu	0.207 KBtu/SqFt	\$330.51	\$1.826 /CCF	\$0.004 /SqFt
SEWER	125.00 CCF			\$580.90	\$4.647 /CCF	\$0.006 /SqFt
WATER	258.00 CCF			\$1,093.05	\$4.237 /CCF	\$0.012 /SqFt
Totals:		112,940 KBtu	1.255 KBtu/SqFt	\$6,359.14		

Energy

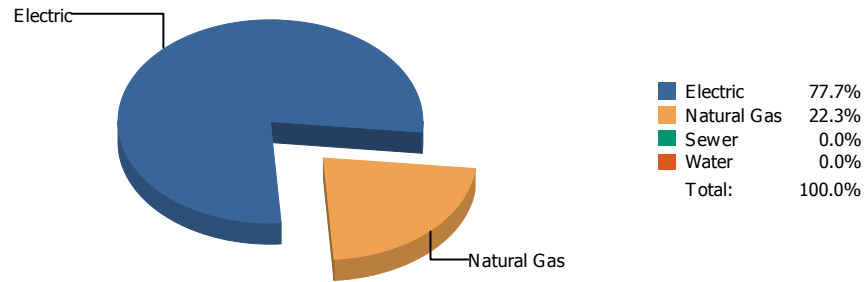


Cost

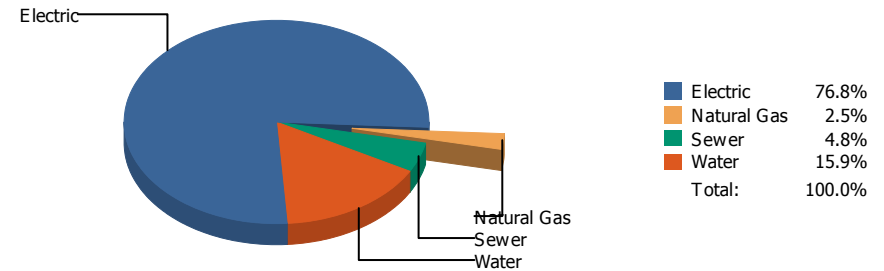


Commodity	Common Use	Energy Use	Energy Use / Area	Total Cost	Cost / Unit	Cost / Area
Place: [BONHAM] BONHAM 106 [BUILDING] Area: 53,522 SqFt Billing Period: May 2019						
ELECTRIC	28,580.00 kWh	97,515 KBtu	1.822 KBtu/SqFt	\$3,658.11	\$0.128 /kWh	\$0.068 /SqFt
NATURALGAS	984.00 CCF	101,352 KBtu	1.894 KBtu/SqFt	\$471.93	\$0.480 /CCF	\$0.009 /SqFt
SEWER	222.00 CCF			\$654.46	\$2.948 /CCF	\$0.012 /SqFt
WATER	337.00 CCF			\$1,472.82	\$4.370 /CCF	\$0.027 /SqFt
Totals:		198,867 KBtu	3.716 KBtu/SqFt	\$6,257.32		

Energy

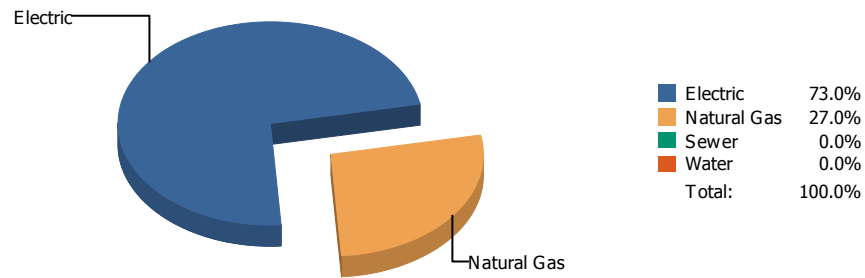


Cost

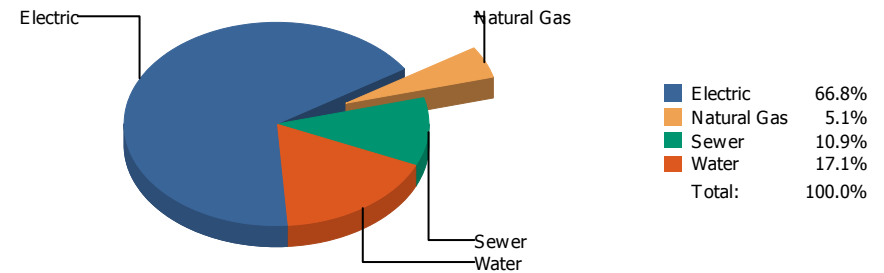


Commodity	Common Use	Energy Use	Energy Use / Area	Total Cost	Cost / Unit	Cost / Area
Place: [BOWIE] BOWIE 003 [BUILDING]						
Area: 282,931 SqFt						
Billing Period: May 2019						
ELECTRIC	253,984.00 kWh	866,593 KBtu	3.063 KBtu/SqFt	\$33,155.18	\$0.131 /kWh	\$0.117 /SqFt
NATURALGAS	2,413.00 CCF	248,539 KBtu	0.878 KBtu/SqFt	\$1,082.16	\$0.448 /CCF	\$0.004 /SqFt
SEWER	676.00 CCF			\$2,058.92	\$3.046 /CCF	\$0.007 /SqFt
WATER	2,773.00 CCF			\$6,855.29	\$2.472 /CCF	\$0.024 /SqFt
Totals:		1,115,132 KBtu	3.941 KBtu/SqFt	\$43,151.55		

Energy

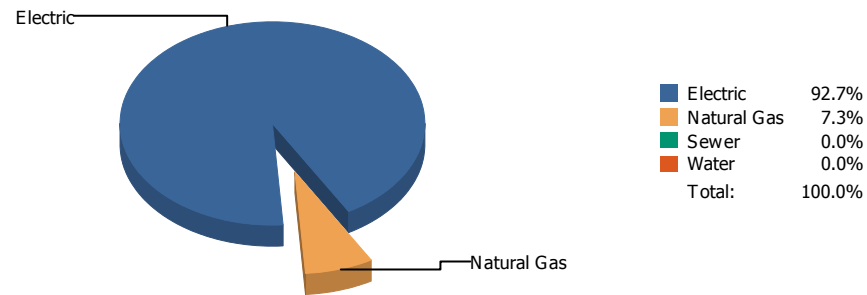


Cost

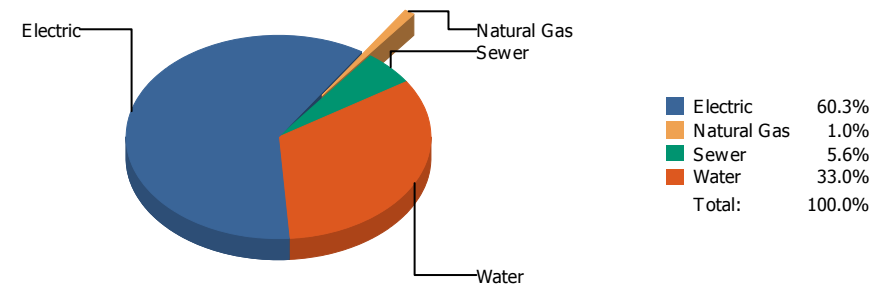


Commodity	Common Use	Energy Use	Energy Use / Area	Total Cost	Cost / Unit	Cost / Area
Place: [BRADLEY] BRADLEY 158 [BUILDING]						
Area: 59,142 SqFt						
Billing Period: May 2019						
ELECTRIC	22,800.00 kWh	77,794 KBtu	1.315 KBtu/SqFt	\$2,997.96	\$0.131 /kWh	\$0.051 /SqFt
NATURALGAS	279.00 CCF	28,737 KBtu	0.486 KBtu/SqFt	\$230.17	\$0.825 /CCF	\$0.004 /SqFt
SEWER	71.00 CCF			\$489.22	\$6.890 /CCF	\$0.008 /SqFt
WATER	188.00 CCF			\$768.61	\$4.088 /CCF	\$0.013 /SqFt
Totals:		106,531 KBtu	1.801 KBtu/SqFt	\$4,485.96		

Energy

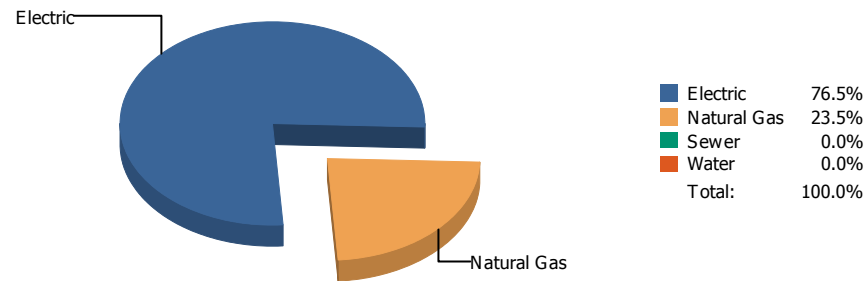


Cost

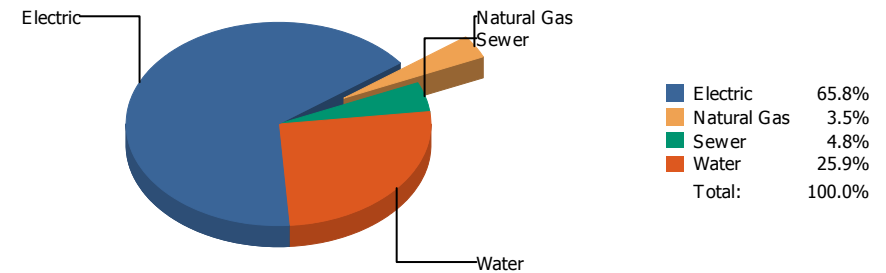


Commodity	Common Use	Energy Use	Energy Use / Area	Total Cost	Cost / Unit	Cost / Area
Place: [BROWN] BROWN MIDDLE SCHOOL 056 [BUILDING]						
Area: 173,263 SqFt						
Billing Period: May 2019						
ELECTRIC	98,200.00 kWh	335,058 KBtu	1.934 KBtu/SqFt	\$13,114.37	\$0.134 /kWh	\$0.076 /SqFt
NATURALGAS	257.00 CCF	26,471 KBtu	0.153 KBtu/SqFt	\$224.26	\$0.873 /CCF	\$0.001 /SqFt
SEWER	426.00 CCF			\$1,220.52	\$2.865 /CCF	\$0.007 /SqFt
WATER	1,536.00 CCF			\$7,185.45	\$4.678 /CCF	\$0.041 /SqFt
Totals:		361,529 KBtu	2.087 KBtu/SqFt	\$21,744.60		

Energy

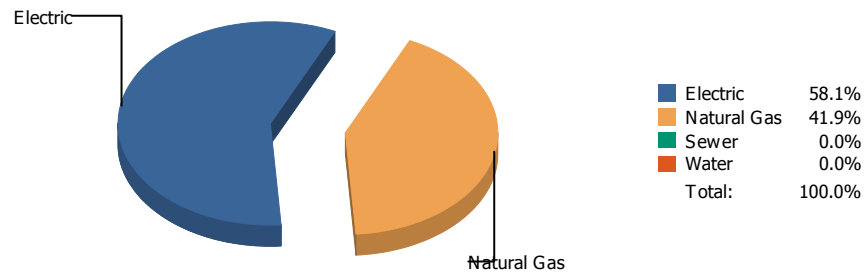


Cost

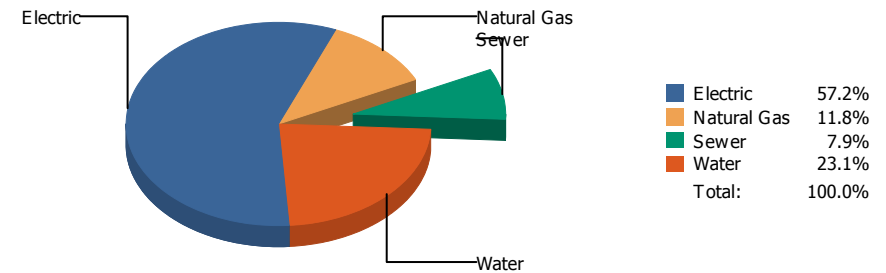


Commodity	Common Use	Energy Use	Energy Use / Area	Total Cost	Cost / Unit	Cost / Area
Place: [BURGES] BURGES 004 [BUILDING]						
Area: 241,219 SqFt						
Billing Period: May 2019						
ELECTRIC	110,657.00 kWh	377,562 KBtu	1.565 KBtu/SqFt	\$14,662.28	\$0.133 /kWh	\$0.060 /SqFt
NATURALGAS	1,124.00 CCF	115,772 KBtu	0.480 KBtu/SqFt	\$786.45	\$0.700 /CCF	\$0.003 /SqFt
SEWER	241.00 CCF			\$1,062.09	\$4.407 /CCF	\$0.004 /SqFt
WATER	1,141.00 CCF			\$5,768.80	\$5.056 /CCF	\$0.024 /SqFt
Totals:		493,334 KBtu	2.045 KBtu/SqFt	\$22,279.62		

Energy

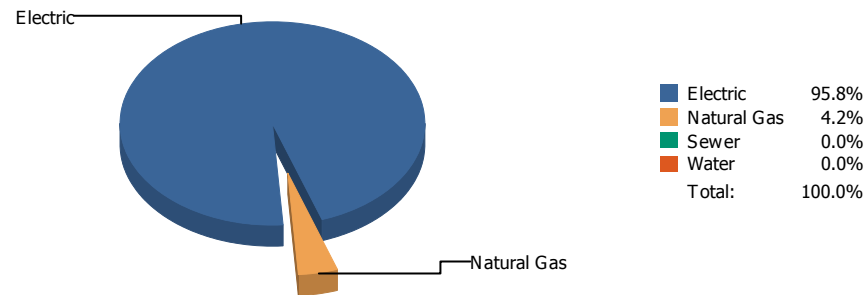


Cost

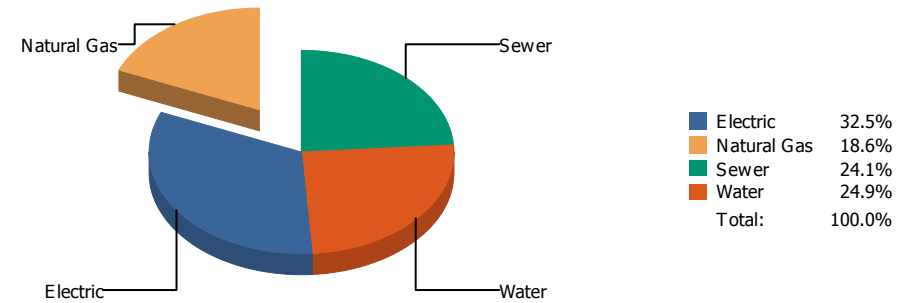


Commodity	Common Use	Energy Use	Energy Use / Area	Total Cost	Cost / Unit	Cost / Area
Place: [BURLESON] BURLESON 107 [BUILDING]						
Area: 73,772 SqFt						
Billing Period: May 2019						
ELECTRIC	23,481.00 kWh	80,117 KBtu	1.086 KBtu/SqFt	\$2,897.82	\$0.123 /kWh	\$0.039 /SqFt
NATURALGAS	562.00 CCF	57,886 KBtu	0.785 KBtu/SqFt	\$597.32	\$1.063 /CCF	\$0.008 /SqFt
SEWER	97.00 CCF			\$401.28	\$4.137 /CCF	\$0.005 /SqFt
WATER	393.00 CCF			\$1,168.99	\$2.975 /CCF	\$0.016 /SqFt
Totals:		138,003 KBtu	1.871 KBtu/SqFt	\$5,065.41		

Energy

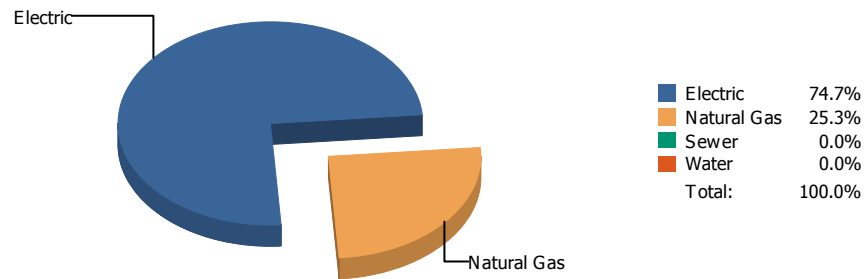


Cost

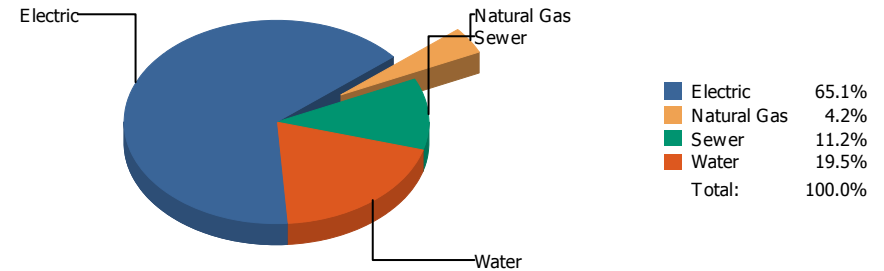


Commodity	Common Use	Energy Use	Energy Use / Area	Total Cost	Cost / Unit	Cost / Area
Place: [BURNET] BURNET 108 [BUILDING]						
Area: 50,520 SqFt						
Billing Period: May 2019						
ELECTRIC	3,408.00 kWh	11,628 KBtu	0.230 KBtu/SqFt	\$468.98	\$0.138 /kWh	\$0.009 /SqFt
NATURALGAS	5.00 CCF	515 KBtu	0.010 KBtu/SqFt	\$267.99	\$53.598 /CCF	\$0.005 /SqFt
SEWER	71.00 CCF			\$347.72	\$4.897 /CCF	\$0.007 /SqFt
WATER	60.00 CCF			\$359.06	\$5.984 /CCF	\$0.007 /SqFt
Totals:		12,143 KBtu	0.240 KBtu/SqFt	\$1,443.75		

Energy

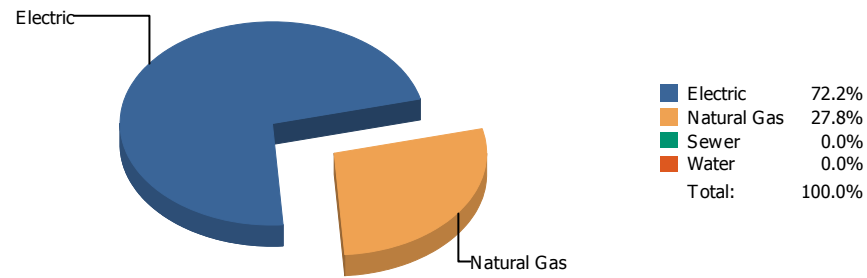


Cost

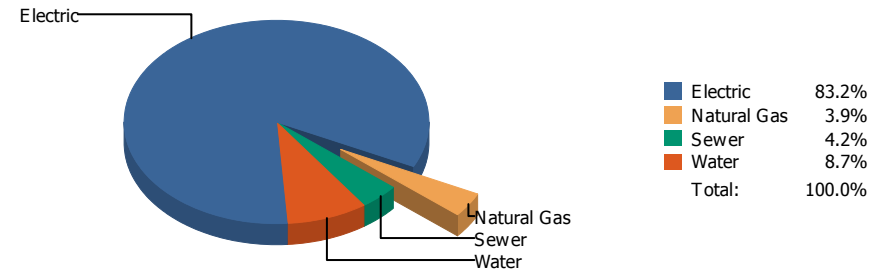


Commodity	Common Use	Energy Use	Energy Use / Area	Total Cost	Cost / Unit	Cost / Area
Place: [CANYON HILLS] CANYON HILLS 043 [BUILDING] Area: 133,149 SqFt Billing Period: May 2019						
ELECTRIC	57,640.00 kWh	196,668 KBtu	1.477 KBtu/SqFt	\$7,656.78	\$0.133 /kWh	\$0.057 /SqFt
NATURALGAS	648.00 CCF	66,744 KBtu	0.501 KBtu/SqFt	\$491.76	\$0.759 /CCF	\$0.004 /SqFt
SEWER	309.00 CCF			\$1,322.46	\$4.280 /CCF	\$0.010 /SqFt
WATER	580.00 CCF			\$2,297.68	\$3.962 /CCF	\$0.017 /SqFt
Totals:		263,412 KBtu	1.978 KBtu/SqFt	\$11,768.68		

Energy



Cost



Commodity	Common Use	Energy Use	Energy Use / Area	Total Cost	Cost / Unit	Cost / Area
Place: [CAREER] CAREER AND TECHNOLOGY [BUILDING]						
Area: 146,485 SqFt						
Billing Period: May 2019						
ELECTRIC	105,827.00 kWh	361,082 KBtu	2.465 KBtu/SqFt	\$12,592.31	\$0.119 /kWh	\$0.086 /SqFt
NATURALGAS	1,353.00 CCF	139,359 KBtu	0.951 KBtu/SqFt	\$585.78	\$0.433 /CCF	\$0.004 /SqFt
SEWER	159.00 CCF			\$630.27	\$3.964 /CCF	\$0.004 /SqFt
WATER	356.00 CCF			\$1,318.37	\$3.703 /CCF	\$0.009 /SqFt
Totals:		500,441 KBtu	3.416 KBtu/SqFt	\$15,126.73		

Energy

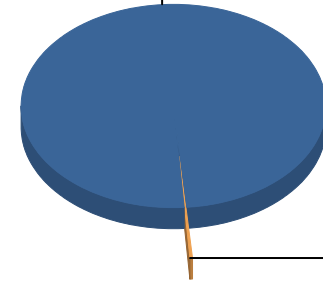
Electric



■ Electric 100.0%
 ■ Water 0.0%
 Total: 100.0%

Cost

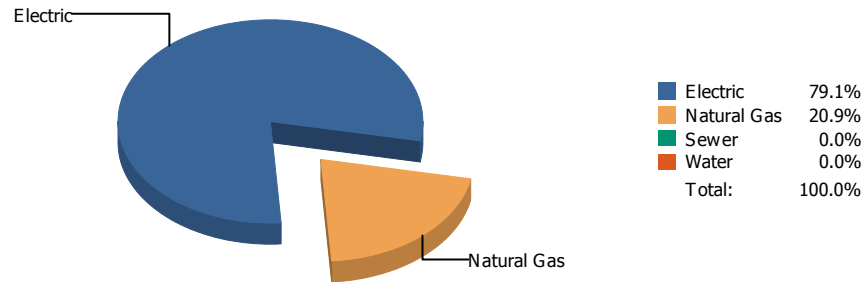
Electric



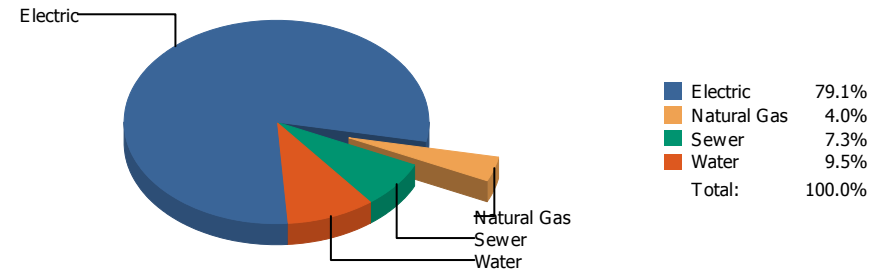
■ Electric 99.8%
 ■ Water 0.2%
 Total: 100.0%

Commodity	Common Use	Energy Use	Energy Use / Area	Total Cost	Cost / Unit	Cost / Area
Place: [CHAPIN] CHAPIN 012 [BUILDING]						
Area: 273,727 SqFt						
Billing Period: May 2019						
ELECTRIC	325,538.00 kWh	1,110,736 KBtu	4.058 KBtu/SqFt	\$36,666.64	\$0.113 /kWh	\$0.134 /SqFt
WATER	0.00 CCF			\$68.00	\$0.000 /CCF	\$0.000 /SqFt
Totals:		1,110,736 KBtu	4.058 KBtu/SqFt	\$36,734.64		

Energy

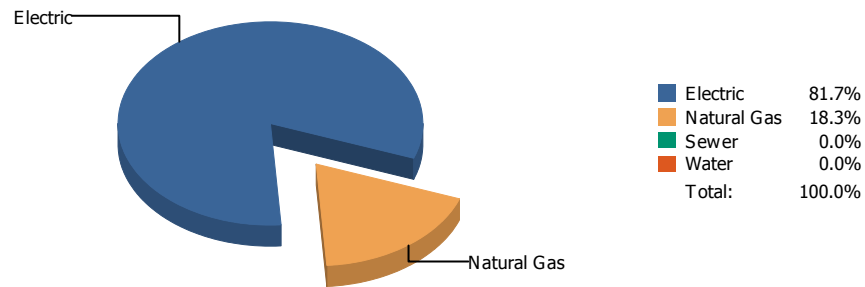


Cost

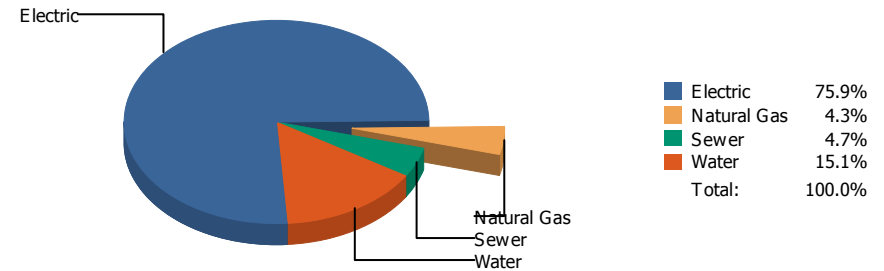


Commodity	Common Use	Energy Use	Energy Use / Area	Total Cost	Cost / Unit	Cost / Area
Place: [CHARLES] H.E. CHARLES 045 [BUILDING] Area: 107,867 SqFt Billing Period: May 2019						
ELECTRIC	67,633.00 kWh	230,764 KBtu	2.139 KBtu/SqFt	\$9,250.78	\$0.137 /kWh	\$0.086 /SqFt
NATURALGAS	591.00 CCF	60,873 KBtu	0.564 KBtu/SqFt	\$470.12	\$0.795 /CCF	\$0.004 /SqFt
SEWER	249.00 CCF			\$855.90	\$3.437 /CCF	\$0.008 /SqFt
WATER	328.00 CCF			\$1,116.21	\$3.403 /CCF	\$0.010 /SqFt
Totals:		291,637 KBtu	2.704 KBtu/SqFt	\$11,693.01		

Energy

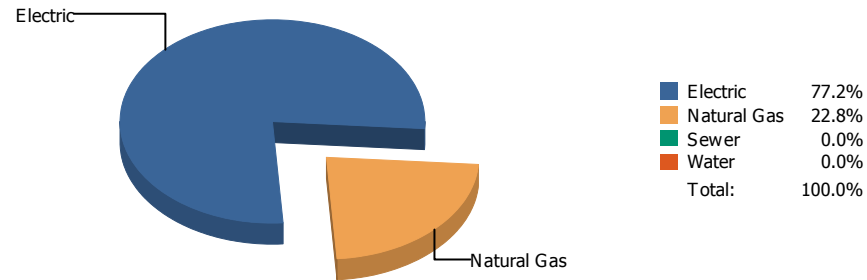


Cost

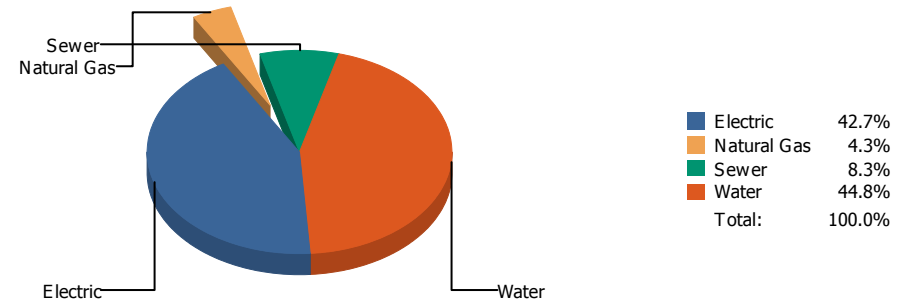


Commodity	Common Use	Energy Use	Energy Use / Area	Total Cost	Cost / Unit	Cost / Area
Place: [CIELO VI] CIELO VISTA 151 [BUILDING]						
Area: 66,034 SqFt						
Billing Period: May 2019						
ELECTRIC	47,140.00 kWh	160,842 KBtu	2.436 KBtu/SqFt	\$6,816.72	\$0.145 /kWh	\$0.103 /SqFt
NATURALGAS	350.00 CCF	36,050 KBtu	0.546 KBtu/SqFt	\$390.33	\$1.115 /CCF	\$0.006 /SqFt
SEWER	95.00 CCF			\$418.37	\$4.404 /CCF	\$0.006 /SqFt
WATER	383.00 CCF			\$1,357.56	\$3.545 /CCF	\$0.020 /SqFt
Totals:		196,892 KBtu	2.982 KBtu/SqFt	\$8,982.98		

Energy

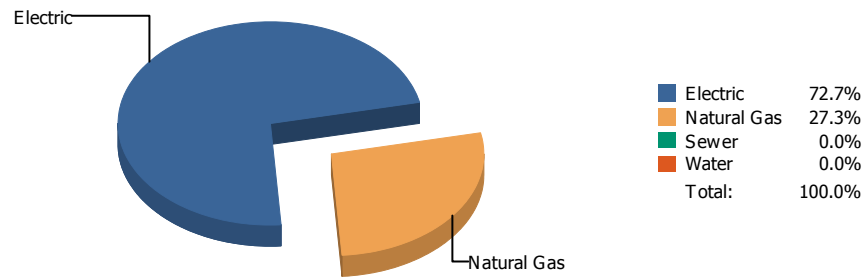


Cost

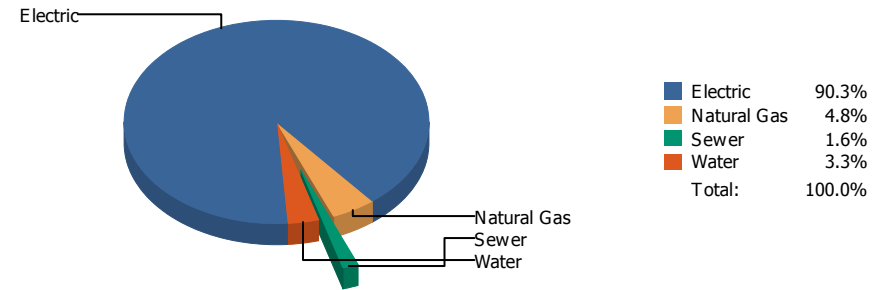


Commodity	Common Use	Energy Use	Energy Use / Area	Total Cost	Cost / Unit	Cost / Area
Place: [CLARDY] CLARDY 109 [BUILDING]						
Area: 70,700 SqFt						
Billing Period: May 2019						
ELECTRIC	26,431.00 kWh	90,183 KBtu	1.276 KBtu/SqFt	\$3,567.19	\$0.135 /kWh	\$0.050 /SqFt
NATURALGAS	259.00 CCF	26,677 KBtu	0.377 KBtu/SqFt	\$358.04	\$1.382 /CCF	\$0.005 /SqFt
SEWER	178.00 CCF			\$690.08	\$3.877 /CCF	\$0.010 /SqFt
WATER	720.00 CCF			\$3,745.90	\$5.203 /CCF	\$0.053 /SqFt
Totals:		116,860 KBtu	1.653 KBtu/SqFt	\$8,361.21		

Energy

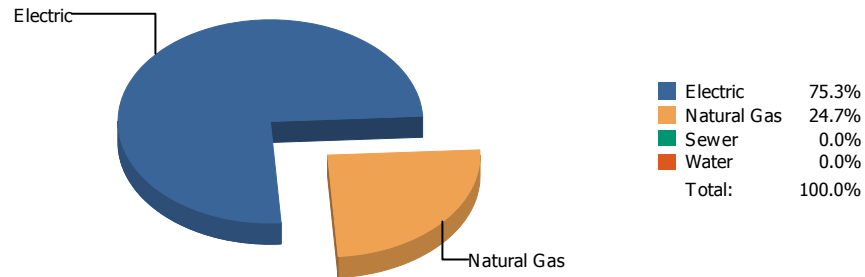


Cost

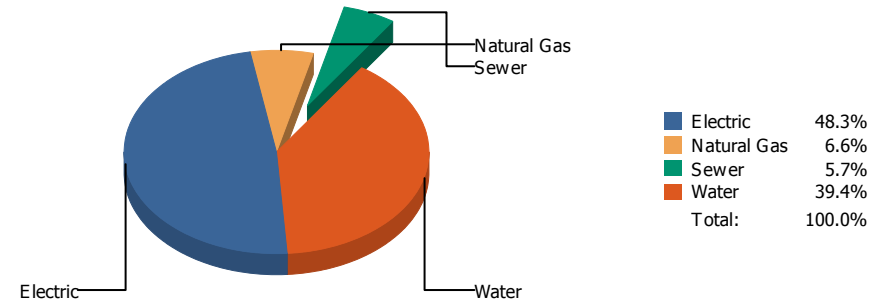


Commodity	Common Use	Energy Use	Energy Use / Area	Total Cost	Cost / Unit	Cost / Area
Place: [CLENDENIN] CLENDENIN 149 [BUILDING] Area: 62,721 SqFt Billing Period: May 2019						
ELECTRIC	41,788.00 kWh	142,581 KBtu	2.273 KBtu/SqFt	\$5,874.98	\$0.141 /kWh	\$0.094 /SqFt
NATURALGAS	520.00 CCF	53,560 KBtu	0.854 KBtu/SqFt	\$313.64	\$0.603 /CCF	\$0.005 /SqFt
SEWER	2.00 CCF			\$104.85	\$52.425 /CCF	\$0.002 /SqFt
WATER	30.00 CCF			\$213.53	\$7.118 /CCF	\$0.003 /SqFt
Totals:		196,141 KBtu	3.127 KBtu/SqFt	\$6,507.00		

Energy

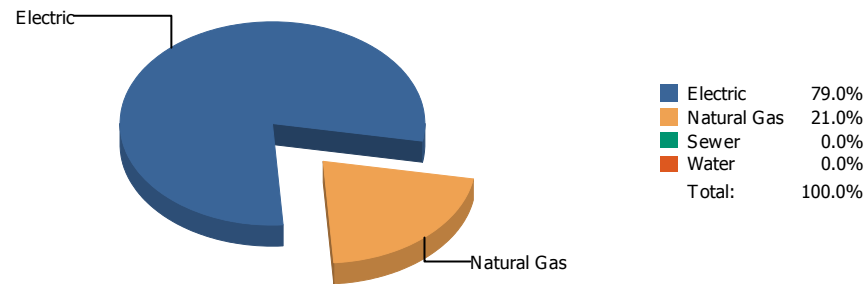


Cost

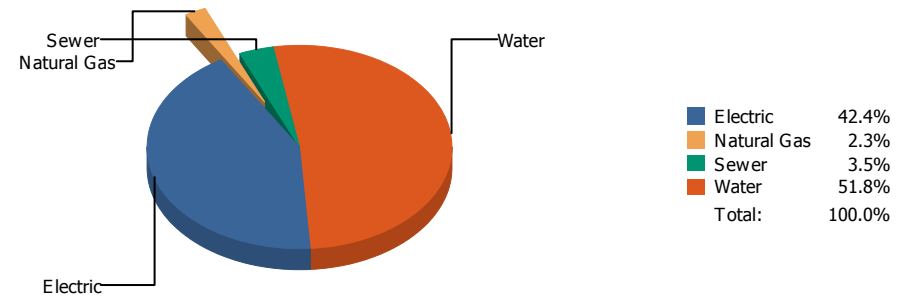


Commodity	Common Use	Energy Use	Energy Use / Area	Total Cost	Cost / Unit	Cost / Area
Place: [COLDWELL] COLDWELL 110 [BUILDING]						
Area: 67,310 SqFt						
Billing Period: May 2019						
ELECTRIC	26,557.00 kWh	90,612 KBtu	1.346 KBtu/SqFt	\$3,639.22	\$0.137 /kWh	\$0.054 /SqFt
NATURALGAS	289.00 CCF	29,767 KBtu	0.442 KBtu/SqFt	\$499.83	\$1.730 /CCF	\$0.007 /SqFt
SEWER	70.00 CCF			\$425.72	\$6.082 /CCF	\$0.006 /SqFt
WATER	452.00 CCF			\$2,970.00	\$6.571 /CCF	\$0.044 /SqFt
Totals:		120,379 KBtu	1.788 KBtu/SqFt	\$7,534.77		

Energy

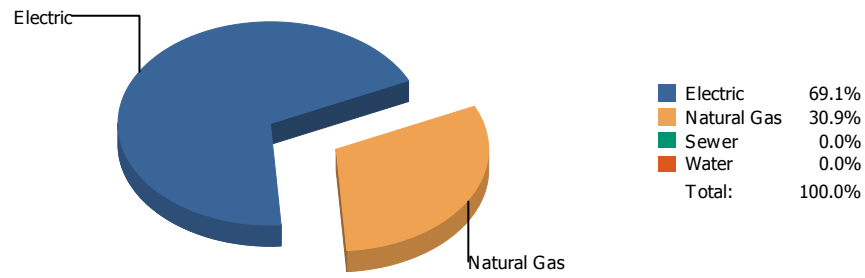


Cost

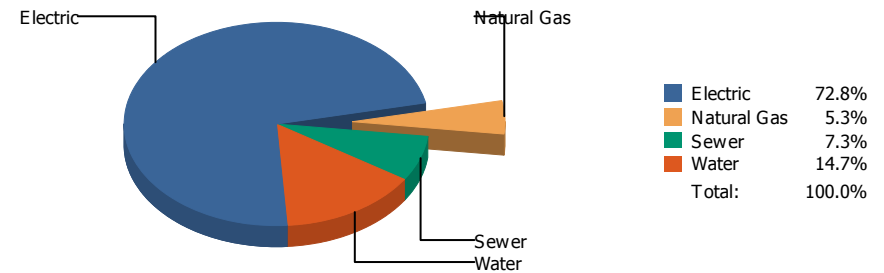


Commodity	Common Use	Energy Use	Energy Use / Area	Total Cost	Cost / Unit	Cost / Area
Place: [COLLINS] COLLINS 142 [BUILDING] Area: 81,245 SqFt Billing Period: May 2019						
ELECTRIC	40,918.00 kWh	139,612 KBtu	1.718 KBtu/SqFt	\$7,162.61	\$0.175 /kWh	\$0.088 /SqFt
NATURALGAS	360.00 CCF	37,080 KBtu	0.456 KBtu/SqFt	\$391.44	\$1.087 /CCF	\$0.005 /SqFt
SEWER	181.00 CCF			\$595.53	\$3.290 /CCF	\$0.007 /SqFt
WATER	1,374.00 CCF			\$8,755.80	\$6.372 /CCF	\$0.108 /SqFt
Totals:		176,692 KBtu	2.175 KBtu/SqFt	\$16,905.38		

Energy

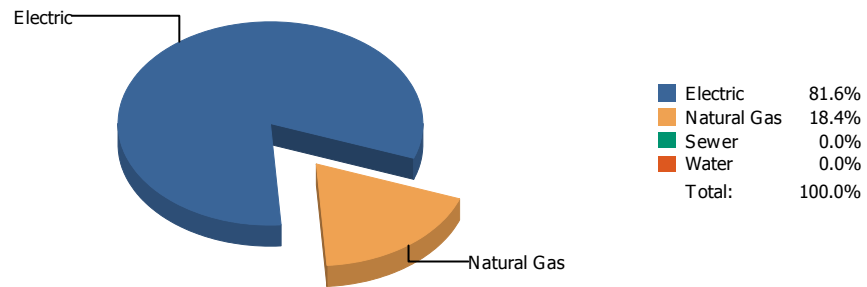


Cost

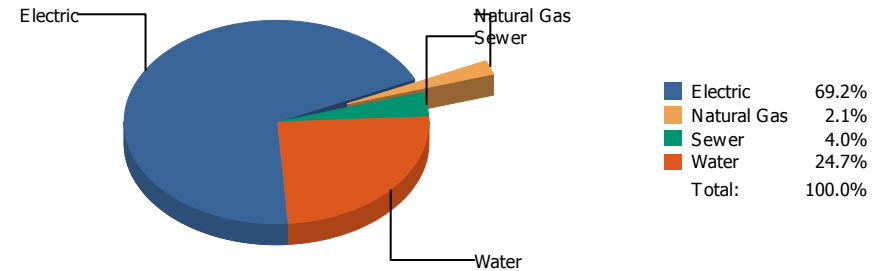


Commodity	Common Use	Energy Use	Energy Use / Area	Total Cost	Cost / Unit	Cost / Area
Place: [COOLEY] COOLEY 111 [BUILDING]						
Area: 95,590 SqFt						
Billing Period: May 2019						
ELECTRIC	85,600.00 kWh	292,067 KBtu	3.055 KBtu/SqFt	\$9,664.64	\$0.113 /kWh	\$0.101 /SqFt
NATURALGAS	1,266.00 CCF	130,398 KBtu	1.364 KBtu/SqFt	\$699.05	\$0.552 /CCF	\$0.007 /SqFt
SEWER	174.00 CCF			\$963.36	\$5.537 /CCF	\$0.010 /SqFt
WATER	453.00 CCF			\$1,957.53	\$4.321 /CCF	\$0.020 /SqFt
Totals:		422,465 KBtu	4.420 KBtu/SqFt	\$13,284.58		

Energy

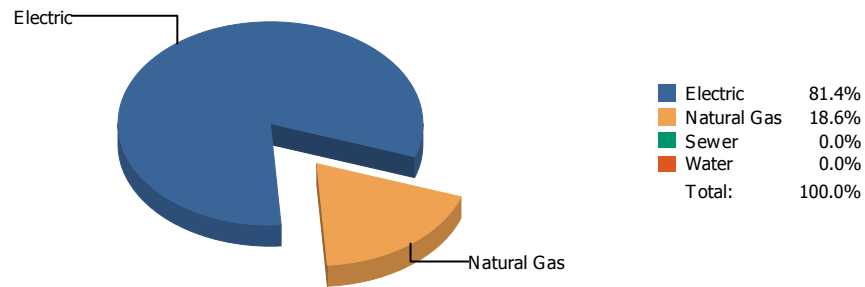


Cost

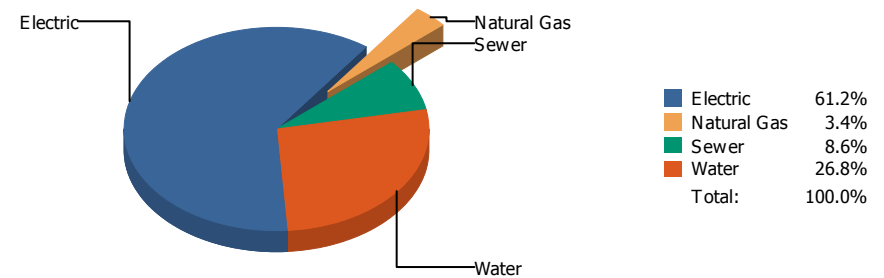


Commodity	Common Use	Energy Use	Energy Use / Area	Total Cost	Cost / Unit	Cost / Area
Place: [CORONADO] CORONADO 005 [BUILDING]						
Area: 406,757 SqFt						
Billing Period: May 2019						
ELECTRIC	219,478.00 kWh	748,859 KBtu	1.841 KBtu/SqFt	\$27,210.91	\$0.124 /kWh	\$0.066 /SqFt
NATURALGAS	1,635.00 CCF	168,405 KBtu	0.414 KBtu/SqFt	\$834.54	\$0.510 /CCF	\$0.002 /SqFt
SEWER	522.00 CCF			\$1,568.06	\$3.004 /CCF	\$0.004 /SqFt
WATER	2,528.00 CCF			\$9,715.24	\$3.843 /CCF	\$0.024 /SqFt
Totals:		917,264 KBtu	2.255 KBtu/SqFt	\$39,328.75		

Energy

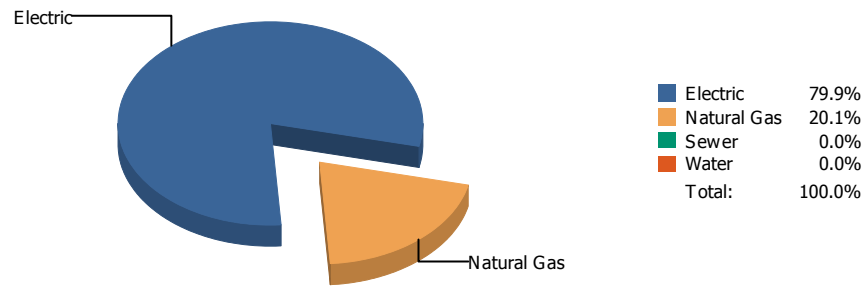


Cost

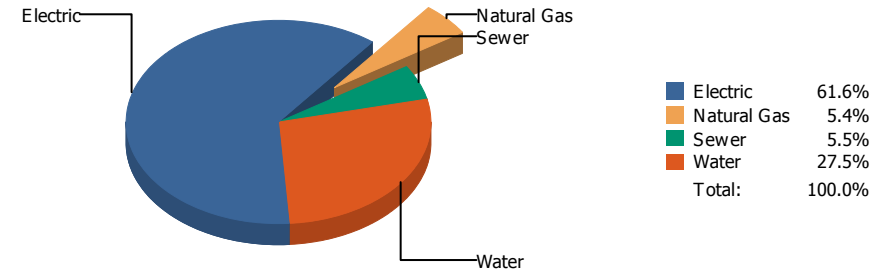


Commodity	Common Use	Energy Use	Energy Use / Area	Total Cost	Cost / Unit	Cost / Area
Place: [CROCKETT_1] CROCKETT 112 [BUILDING]						
Area: 92,585 SqFt						
Billing Period: May 2019						
ELECTRIC	28,231.00 kWh	96,324 KBtu	1.040 KBtu/SqFt	\$3,719.27	\$0.132 /kWh	\$0.040 /SqFt
NATURALGAS	214.00 CCF	22,042 KBtu	0.238 KBtu/SqFt	\$207.56	\$0.970 /CCF	\$0.002 /SqFt
SEWER	106.00 CCF			\$520.55	\$4.911 /CCF	\$0.006 /SqFt
WATER	347.00 CCF			\$1,631.73	\$4.702 /CCF	\$0.017 /SqFt
Totals:		118,366 KBtu	1.278 KBtu/SqFt	\$6,079.11		

Energy

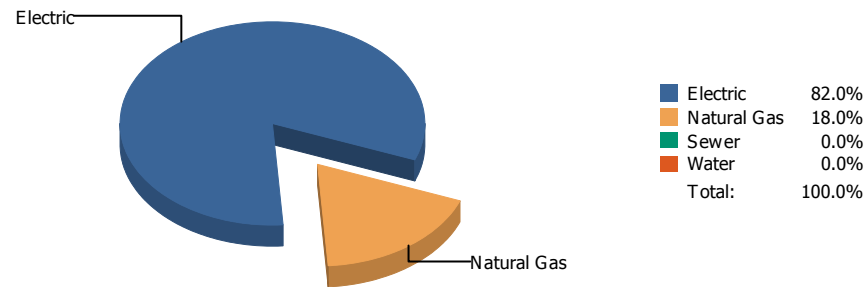


Cost

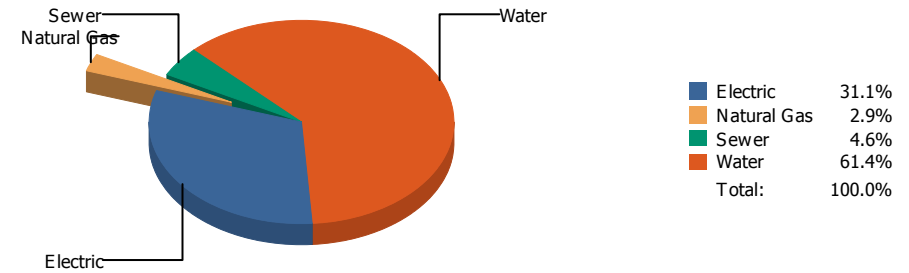


Commodity	Common Use	Energy Use	Energy Use / Area	Total Cost	Cost / Unit	Cost / Area
Place: [CROSBY] CROSBY 113 [BUILDING] Area: 83,100 SqFt Billing Period: May 2019						
ELECTRIC	32,075.00 kWh	109,440 KBtu	1.317 KBtu/SqFt	\$4,085.60	\$0.127 /kWh	\$0.049 /SqFt
NATURALGAS	268.00 CCF	27,604 KBtu	0.332 KBtu/SqFt	\$359.41	\$1.341 /CCF	\$0.004 /SqFt
SEWER	80.00 CCF			\$366.26	\$4.578 /CCF	\$0.004 /SqFt
WATER	356.00 CCF			\$1,826.47	\$5.131 /CCF	\$0.022 /SqFt
Totals:		137,044 KBtu	1.649 KBtu/SqFt	\$6,637.74		

Energy

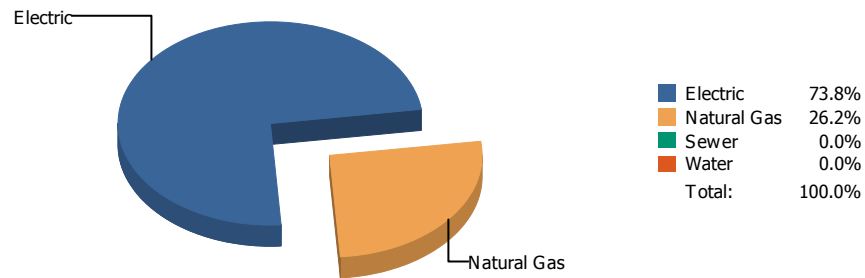


Cost

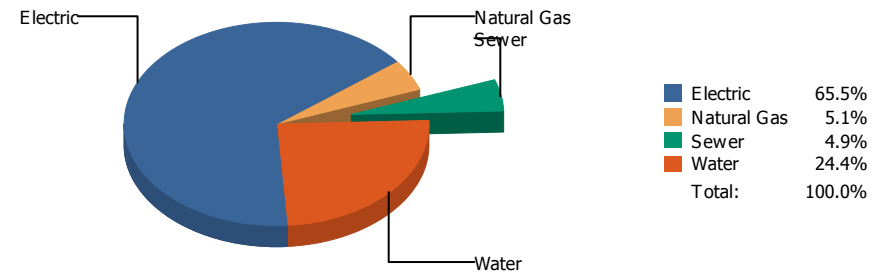


Commodity	Common Use	Energy Use	Energy Use / Area	Total Cost	Cost / Unit	Cost / Area
Place: [DOUGLASS] DOUGLASS 114 [BUILDING]						
Area: 86,903 SqFt						
Billing Period: May 2019						
ELECTRIC	30,002.00 kWh	102,367 KBtu	1.178 KBtu/SqFt	\$3,700.90	\$0.123 /kWh	\$0.043 /SqFt
NATURALGAS	218.00 CCF	22,454 KBtu	0.258 KBtu/SqFt	\$343.46	\$1.576 /CCF	\$0.004 /SqFt
SEWER	134.00 CCF			\$553.84	\$4.133 /CCF	\$0.006 /SqFt
WATER	1,135.00 CCF			\$7,319.46	\$6.449 /CCF	\$0.084 /SqFt
Totals:		124,821 KBtu	1.436 KBtu/SqFt	\$11,917.66		

Energy

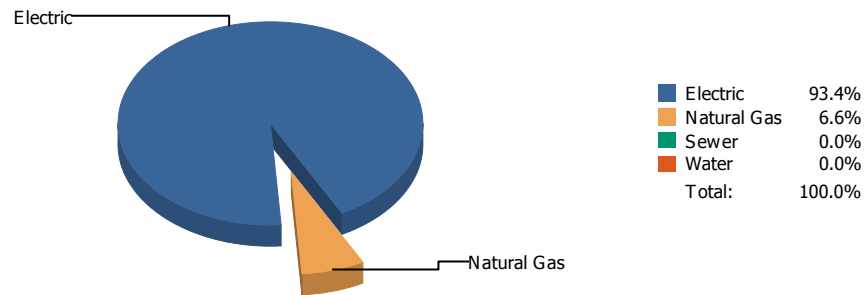


Cost

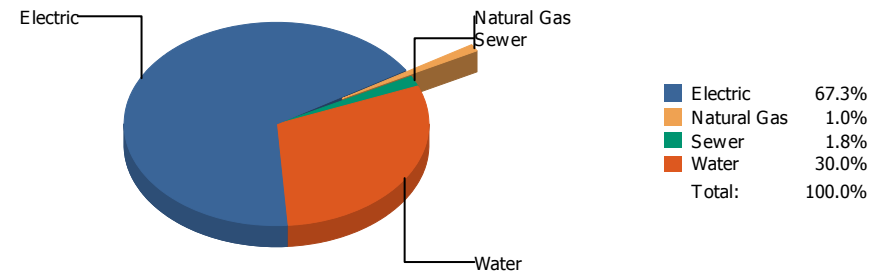


Commodity	Common Use	Energy Use	Energy Use / Area	Total Cost	Cost / Unit	Cost / Area
Place: [DOWELL] DOWELL 115 [BUILDING] Area: 55,801 SqFt Billing Period: May 2019						
ELECTRIC	19,768.00 kWh	67,448 KBtu	1.209 KBtu/SqFt	\$2,743.22	\$0.139 /kWh	\$0.049 /SqFt
NATURALGAS	232.00 CCF	23,896 KBtu	0.428 KBtu/SqFt	\$213.77	\$0.921 /CCF	\$0.004 /SqFt
SEWER	61.00 CCF			\$205.72	\$3.372 /CCF	\$0.004 /SqFt
WATER	214.00 CCF			\$1,022.64	\$4.779 /CCF	\$0.018 /SqFt
Totals:		91,344 KBtu	1.637 KBtu/SqFt	\$4,185.35		

Energy

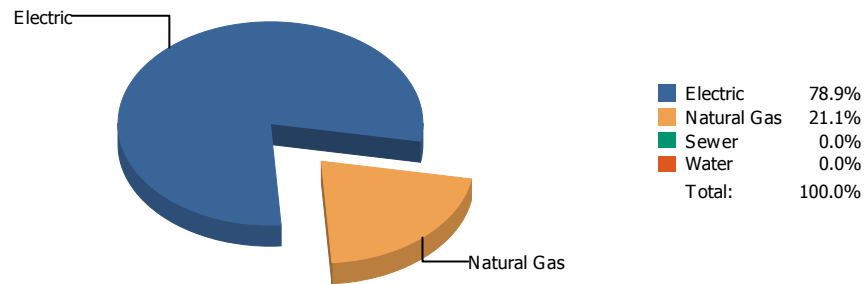


Cost

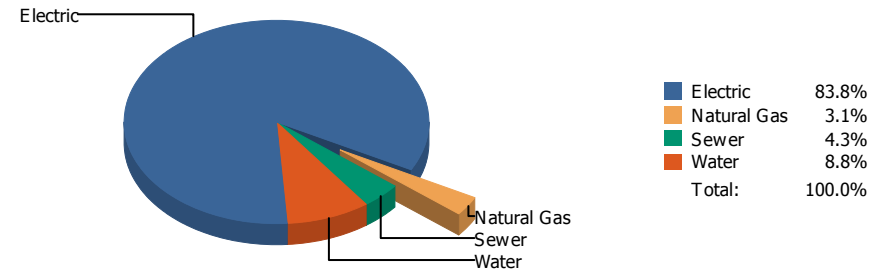


Commodity	Common Use	Energy Use	Energy Use / Area	Total Cost	Cost / Unit	Cost / Area
Place: [DRHORNEDOMIDDLESCHOOL_1] DR. HORNEDO MIDDLE SCHOOL 058 [BUILDING]						
Area: 184,871 SqFt						
Billing Period: May 2019						
ELECTRIC	116,800.00 kWh	398,522 KBtu	2.156 KBtu/SqFt	\$16,080.82	\$0.138 /kWh	\$0.087 /SqFt
NATURALGAS	274.00 CCF	28,222 KBtu	0.153 KBtu/SqFt	\$230.30	\$0.841 /CCF	\$0.001 /SqFt
SEWER	46.00 CCF			\$437.72	\$9.516 /CCF	\$0.002 /SqFt
WATER	1,317.00 CCF			\$7,162.84	\$5.439 /CCF	\$0.039 /SqFt
Totals:		426,744 KBtu	2.308 KBtu/SqFt	\$23,911.68		

Energy

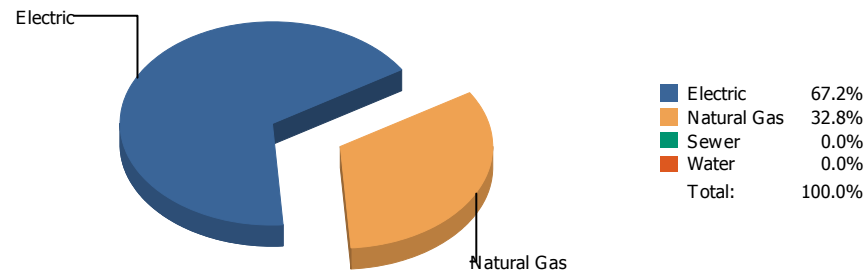


Cost

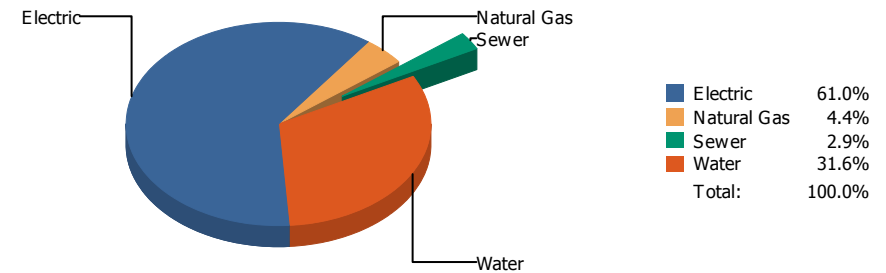


Commodity	Common Use	Energy Use	Energy Use / Area	Total Cost	Cost / Unit	Cost / Area
Place: [ED CENTER] ED CENTER 919 [BUILDING]						
Area: 220,243 SqFt						
Billing Period: May 2019						
ELECTRIC	289,567.00 kWh	988,003 KBtu	4.486 KBtu/SqFt	\$30,990.30	\$0.107 /kWh	\$0.140 /SqFt
NATURALGAS	2,559.00 CCF	263,577 KBtu	1.197 KBtu/SqFt	\$1,130.24	\$0.442 /CCF	\$0.005 /SqFt
SEWER	355.00 CCF			\$1,578.45	\$4.446 /CCF	\$0.007 /SqFt
WATER	809.00 CCF			\$3,267.43	\$4.039 /CCF	\$0.014 /SqFt
Totals:		1,251,580 KBtu	5.683 KBtu/SqFt	\$36,966.42		

Energy

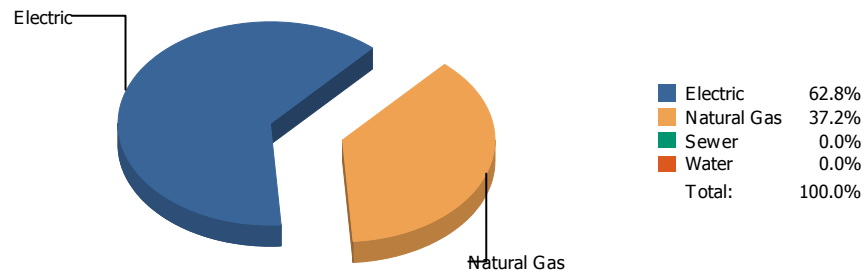


Cost

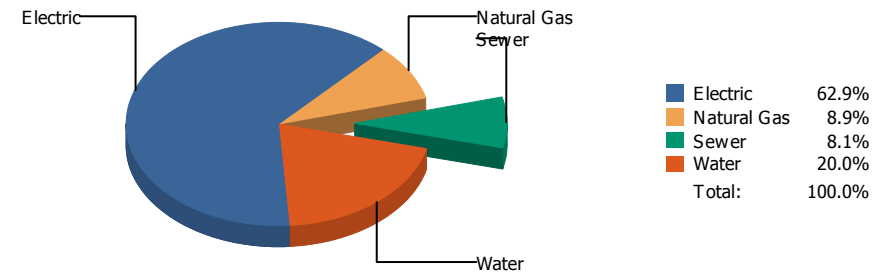


Commodity	Common Use	Energy Use	Energy Use / Area	Total Cost	Cost / Unit	Cost / Area
Place: [EL PASO] EL PASO HIGH 006 [BUILDING]						
Area: 236,062 SqFt						
Billing Period: May 2019						
ELECTRIC	172,681.00 kWh	589,188 KBtu	2.496 KBtu/SqFt	\$22,115.24	\$0.128 /kWh	\$0.093 /SqFt
NATURALGAS	2,789.00 CCF	287,267 KBtu	1.217 KBtu/SqFt	\$1,605.15	\$0.576 /CCF	\$0.007 /SqFt
SEWER	191.00 CCF			\$1,059.82	\$5.549 /CCF	\$0.004 /SqFt
WATER	1,840.00 CCF			\$11,469.33	\$6.233 /CCF	\$0.048 /SqFt
Totals:		876,455 KBtu	3.713 KBtu/SqFt	\$36,249.54		

Energy

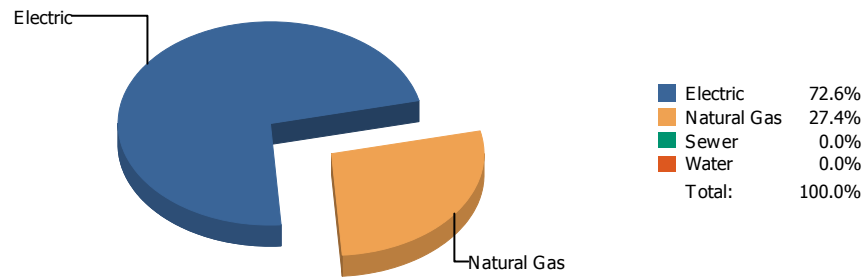


Cost

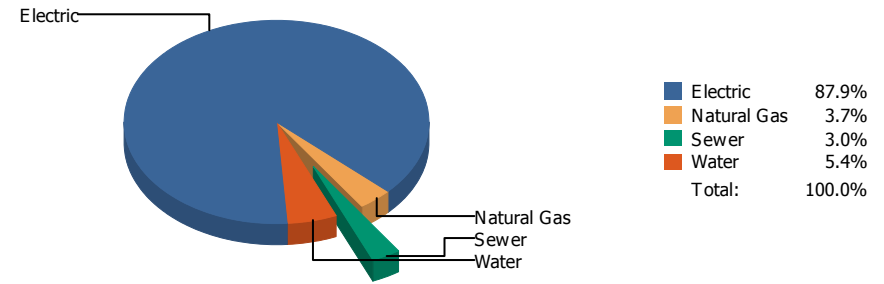


Commodity	Common Use	Energy Use	Energy Use / Area	Total Cost	Cost / Unit	Cost / Area
Place: [FANNIN] FANNIN 116 [BUILDING]						
Area: 73,291 SqFt						
Billing Period: May 2019						
ELECTRIC	31,780.00 kWh	108,433 KBtu	1.479 KBtu/SqFt	\$4,352.58	\$0.137 /kWh	\$0.059 /SqFt
NATURALGAS	624.00 CCF	64,272 KBtu	0.877 KBtu/SqFt	\$613.91	\$0.984 /CCF	\$0.008 /SqFt
SEWER	116.00 CCF			\$562.36	\$4.848 /CCF	\$0.008 /SqFt
WATER	301.00 CCF			\$1,386.35	\$4.606 /CCF	\$0.019 /SqFt
Totals:		172,705 KBtu	2.356 KBtu/SqFt	\$6,915.20		

Energy

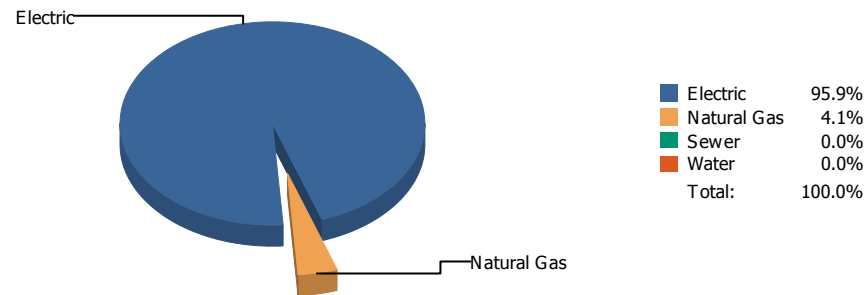


Cost

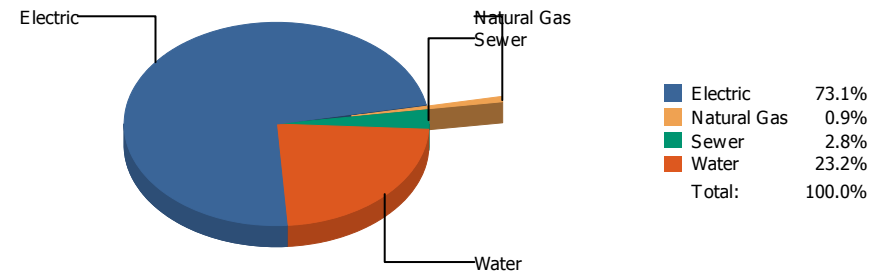


Commodity	Common Use	Energy Use	Energy Use / Area	Total Cost	Cost / Unit	Cost / Area
Place: [FRANKLIN] FRANKLIN HIGH SCHOOL 010 [BUILDING]						
Area: 329,377 SqFt						
Billing Period: May 2019						
ELECTRIC	224,103.00 kWh	764,639 KBtu	2.321 KBtu/SqFt	\$28,938.70	\$0.129 /kWh	\$0.088 /SqFt
NATURALGAS	2,804.00 CCF	288,812 KBtu	0.877 KBtu/SqFt	\$1,215.84	\$0.434 /CCF	\$0.004 /SqFt
SEWER	309.00 CCF			\$979.50	\$3.170 /CCF	\$0.003 /SqFt
WATER	557.00 CCF			\$1,780.77	\$3.197 /CCF	\$0.005 /SqFt
Totals:		1,053,451 KBtu	3.198 KBtu/SqFt	\$32,914.81		

Energy

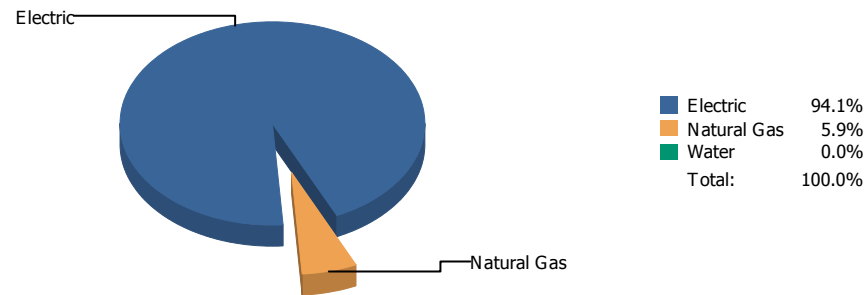


Cost

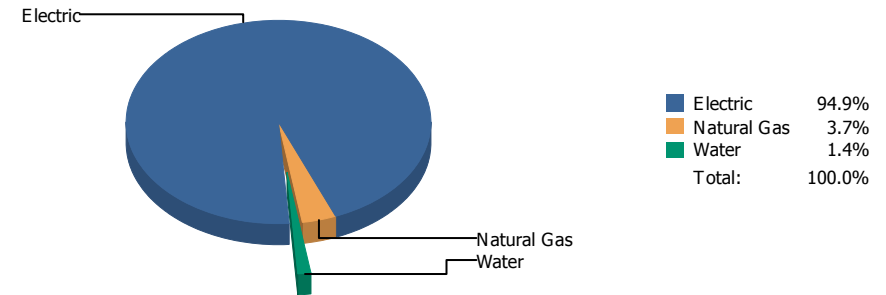


Commodity	Common Use	Energy Use	Energy Use / Area	Total Cost	Cost / Unit	Cost / Area
Place: [FRANKLIN9THGRADECENTER_2] FRANKLIN 9TH GRADE CENTER 053 [BUILDING]						
Area: 193,158 SqFt						
Billing Period: May 2019						
ELECTRIC	110,600.00 kWh	377,367 KBtu	1.954 KBtu/SqFt	\$15,891.07	\$0.144 /kWh	\$0.082 /SqFt
NATURALGAS	156.00 CCF	16,068 KBtu	0.083 KBtu/SqFt	\$187.35	\$1.201 /CCF	\$0.001 /SqFt
SEWER	133.00 CCF			\$616.94	\$4.639 /CCF	\$0.003 /SqFt
WATER	2,430.00 CCF			\$5,035.85	\$2.072 /CCF	\$0.026 /SqFt
Totals:		393,435 KBtu	2.037 KBtu/SqFt	\$21,731.21		

Energy

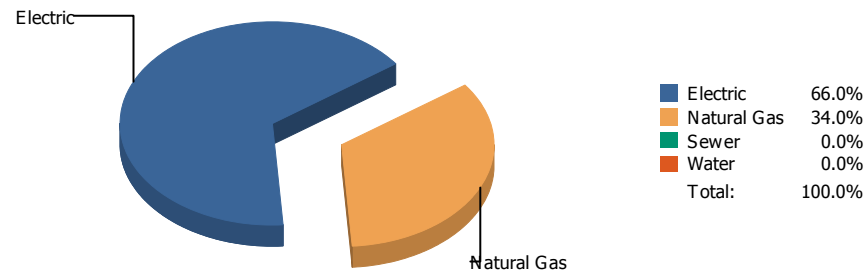


Cost

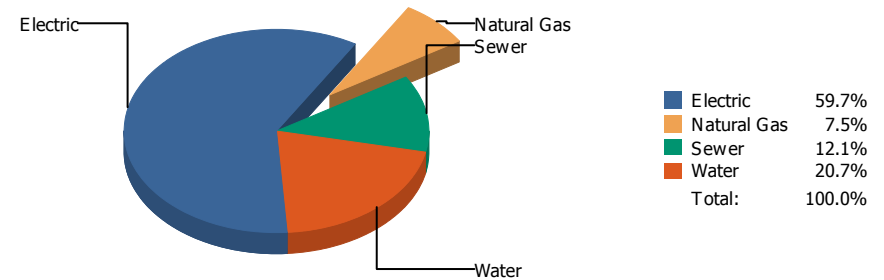


Commodity	Common Use	Energy Use	Energy Use / Area	Total Cost	Cost / Unit	Cost / Area
Place: [GAMBLE] JAMES GAMBLE WAREHOUSE [BUILDING]						
Area: 53,241 SqFt						
Billing Period: May 2019						
ELECTRIC	29,600.00 kWh	100,995 KBtu	1.897 KBtu/SqFt	\$3,909.44	\$0.132 /kWh	\$0.073 /SqFt
NATURALGAS	61.00 CCF	6,283 KBtu	0.118 KBtu/SqFt	\$154.42	\$2.531 /CCF	\$0.003 /SqFt
WATER	0.00 CCF			\$56.66	\$0.000 /CCF	\$0.001 /SqFt
Totals:		107,278 KBtu	2.015 KBtu/SqFt	\$4,120.52		

Energy

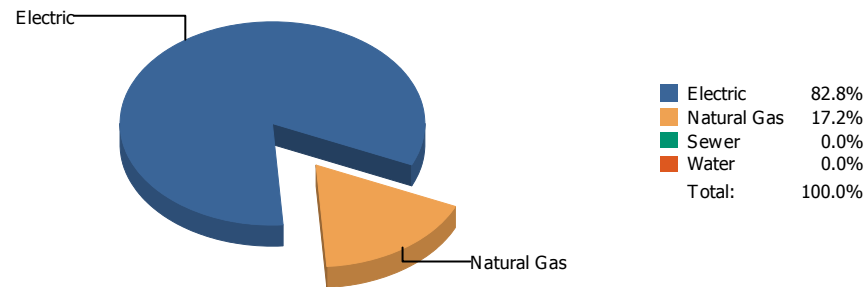


Cost

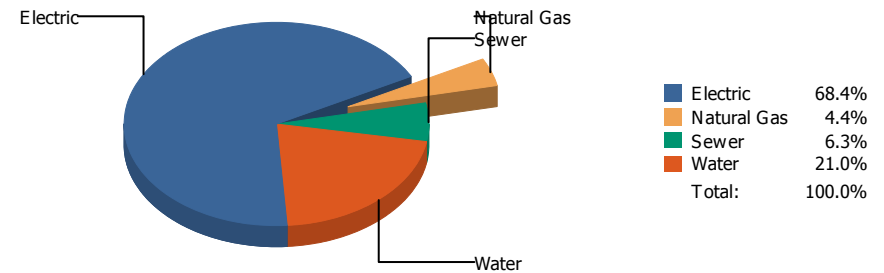


Commodity	Common Use	Energy Use	Energy Use / Area	Total Cost	Cost / Unit	Cost / Area
Place: [GREEN] GREEN ELEMENTARY SCHOOL 162 [BUILDING]						
Area: 88,156 SqFt						
Billing Period: May 2019						
ELECTRIC	33,600.00 kWh	114,643 KBtu	1.300 KBtu/SqFt	\$3,707.14	\$0.110 /kWh	\$0.042 /SqFt
NATURALGAS	573.00 CCF	59,019 KBtu	0.669 KBtu/SqFt	\$463.97	\$0.810 /CCF	\$0.005 /SqFt
SEWER	149.00 CCF			\$750.63	\$5.038 /CCF	\$0.008 /SqFt
WATER	307.00 CCF			\$1,283.98	\$4.182 /CCF	\$0.015 /SqFt
Totals:		173,662 KBtu	1.970 KBtu/SqFt	\$6,205.72		

Energy

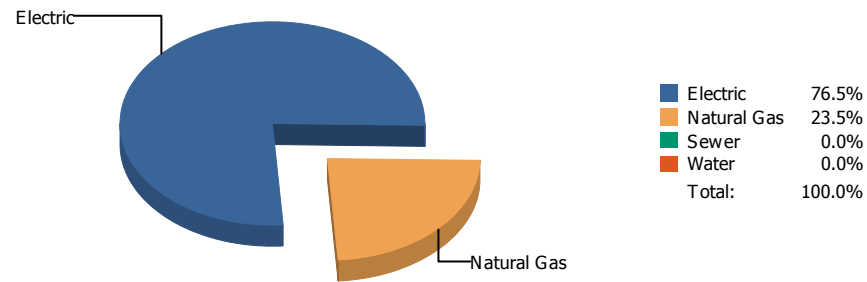


Cost

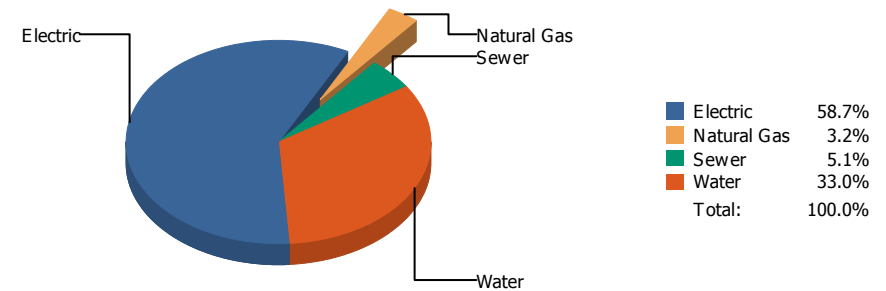


Commodity	Common Use	Energy Use	Energy Use / Area	Total Cost	Cost / Unit	Cost / Area
Place: [GUERRERO] ROSA GUERRERO ELEMENTARY 163 [BUILDING]						
Area: 88,641 SqFt						
Billing Period: May 2019						
ELECTRIC	39,020.00 kWh	133,136 KBtu	1.502 KBtu/SqFt	\$5,639.09	\$0.145 /kWh	\$0.064 /SqFt
NATURALGAS	269.00 CCF	27,707 KBtu	0.313 KBtu/SqFt	\$361.48	\$1.344 /CCF	\$0.004 /SqFt
SEWER	94.00 CCF			\$517.04	\$5.500 /CCF	\$0.006 /SqFt
WATER	592.00 CCF			\$1,730.52	\$2.923 /CCF	\$0.019 /SqFt
Totals:		160,843 KBtu	1.815 KBtu/SqFt	\$8,248.13		

Energy

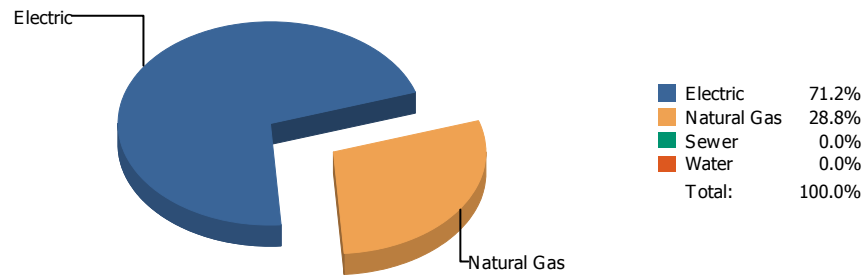


Cost

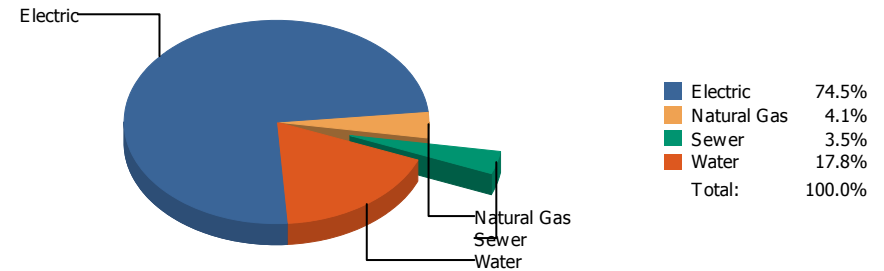


Commodity	Common Use	Energy Use	Energy Use / Area	Total Cost	Cost / Unit	Cost / Area
Place: [GUILLEN] GUILLEN 044 [BUILDING] Area: 223,773 SqFt Billing Period: May 2019						
ELECTRIC	84,493.00 kWh	288,290 KBtu	1.288 KBtu/SqFt	\$10,209.47	\$0.121 /kWh	\$0.046 /SqFt
NATURALGAS	859.00 CCF	88,477 KBtu	0.395 KBtu/SqFt	\$563.32	\$0.656 /CCF	\$0.002 /SqFt
SEWER	272.00 CCF			\$883.72	\$3.249 /CCF	\$0.004 /SqFt
WATER	1,403.00 CCF			\$5,730.68	\$4.085 /CCF	\$0.025 /SqFt
Totals:		376,767 KBtu	1.684 KBtu/SqFt	\$17,387.19		

Energy

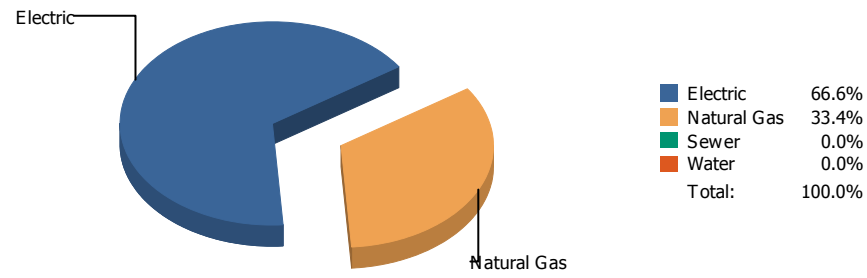


Cost

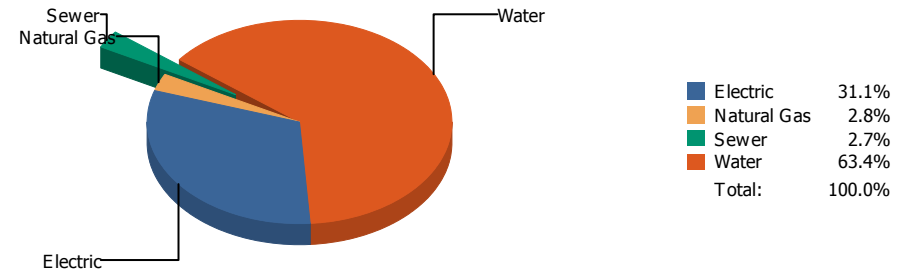


Commodity	Common Use	Energy Use	Energy Use / Area	Total Cost	Cost / Unit	Cost / Area
Place: [HART] HART 118 [BUILDING] Area: 63,357 SqFt Billing Period: May 2019						
ELECTRIC	59,640.00 kWh	203,492 KBtu	3.212 KBtu/SqFt	\$7,398.31	\$0.124 /kWh	\$0.117 /SqFt
NATURALGAS	798.00 CCF	82,194 KBtu	1.297 KBtu/SqFt	\$409.91	\$0.514 /CCF	\$0.006 /SqFt
SEWER	61.00 CCF			\$348.33	\$5.710 /CCF	\$0.005 /SqFt
WATER	348.00 CCF			\$1,770.50	\$5.088 /CCF	\$0.028 /SqFt
Totals:		285,686 KBtu	4.509 KBtu/SqFt	\$9,927.05		

Energy

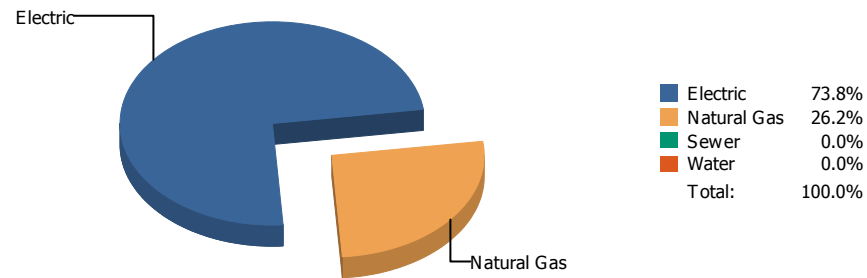


Cost

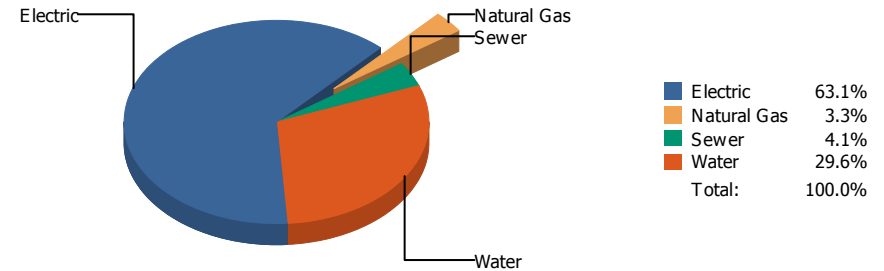


Commodity	Common Use	Energy Use	Energy Use / Area	Total Cost	Cost / Unit	Cost / Area
Place: [HAWKINS] HAWKINS 119 [BUILDING]						
Area: 57,207 SqFt						
Billing Period: May 2019						
ELECTRIC	29,790.00 kWh	101,643 KBtu	1.777 KBtu/SqFt	\$3,486.65	\$0.117 /kWh	\$0.061 /SqFt
NATURALGAS	495.00 CCF	50,985 KBtu	0.891 KBtu/SqFt	\$308.76	\$0.624 /CCF	\$0.005 /SqFt
SEWER	50.00 CCF			\$304.46	\$6.089 /CCF	\$0.005 /SqFt
WATER	1,011.00 CCF			\$7,114.68	\$7.037 /CCF	\$0.124 /SqFt
Totals:		152,628 KBtu	2.668 KBtu/SqFt	\$11,214.55		

Energy

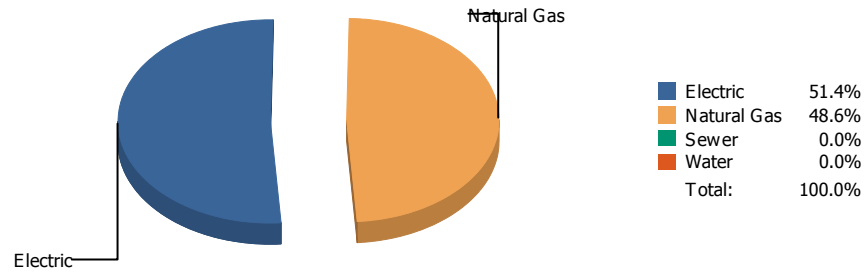


Cost

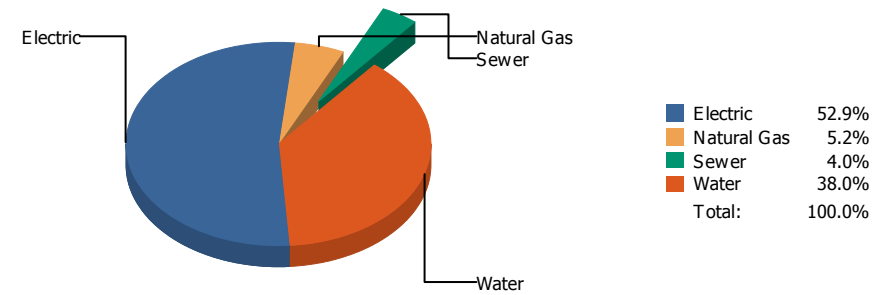


Commodity	Common Use	Energy Use	Energy Use / Area	Total Cost	Cost / Unit	Cost / Area
Place: [HENDERSO] HENDERSON 041 [BUILDING]						
Area: 145,254 SqFt						
Billing Period: May 2019						
ELECTRIC	46,547.00 kWh	158,818 KBtu	1.093 KBtu/SqFt	\$6,277.76	\$0.135 /kWh	\$0.043 /SqFt
NATURALGAS	547.00 CCF	56,341 KBtu	0.388 KBtu/SqFt	\$326.24	\$0.596 /CCF	\$0.002 /SqFt
SEWER	147.00 CCF			\$403.55	\$2.745 /CCF	\$0.003 /SqFt
WATER	845.00 CCF			\$2,947.16	\$3.488 /CCF	\$0.020 /SqFt
Totals:		215,159 KBtu	1.481 KBtu/SqFt	\$9,954.71		

Energy



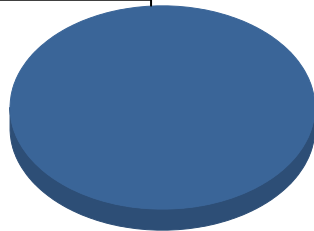
Cost



Commodity	Common Use	Energy Use	Energy Use / Area	Total Cost	Cost / Unit	Cost / Area
Place: [HERRERA_1] HERRERA ELEMENTARY 174 [BUILDING]						
Area: 86,275 SqFt						
Billing Period: May 2019						
ELECTRIC	55,000.00 kWh	187,660 KBtu	2.175 KBtu/SqFt	\$7,354.69	\$0.134 /kWh	\$0.085 /SqFt
NATURALGAS	1,723.00 CCF	177,469 KBtu	2.057 KBtu/SqFt	\$718.40	\$0.417 /CCF	\$0.008 /SqFt
SEWER	104.00 CCF			\$557.20	\$5.358 /CCF	\$0.006 /SqFt
WATER	1,008.00 CCF			\$5,285.66	\$5.244 /CCF	\$0.061 /SqFt
Totals:		365,129 KBtu	4.232 KBtu/SqFt	\$13,915.95		

Energy

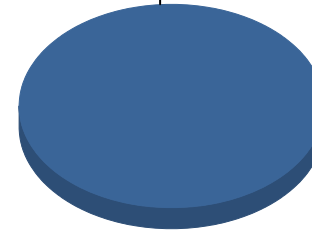
Electric



■ Electric 100.0%
Total: 100.0%

Cost

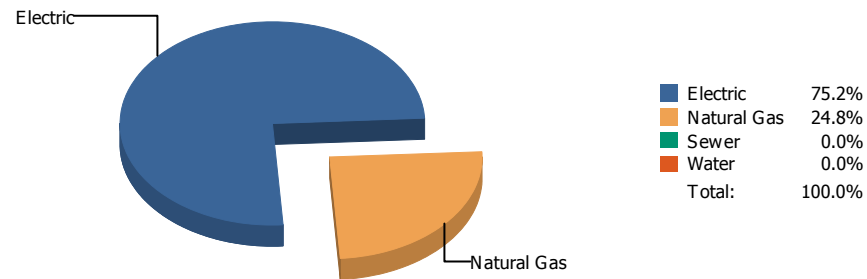
Electric



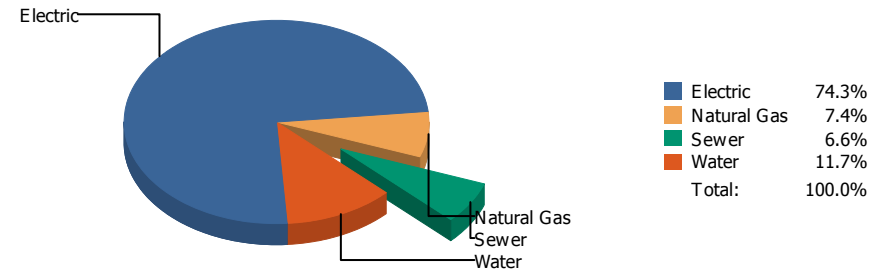
■ Electric 100.0%
Total: 100.0%

Commodity	Common Use	Energy Use	Energy Use / Area	Total Cost	Cost / Unit	Cost / Area
Place: [HIGHLAND] HIGHLAND/ANNEX 120 [BUILDING] Area: 33,705 SqFt Billing Period: May 2019						
ELECTRIC	30,000.00 kWh	102,360 KBtu	3.037 KBtu/SqFt	\$2,574.10	\$0.086 /kWh	\$0.076 /SqFt
Totals:		102,360 KBtu	3.037 KBtu/SqFt	\$2,574.10		

Energy

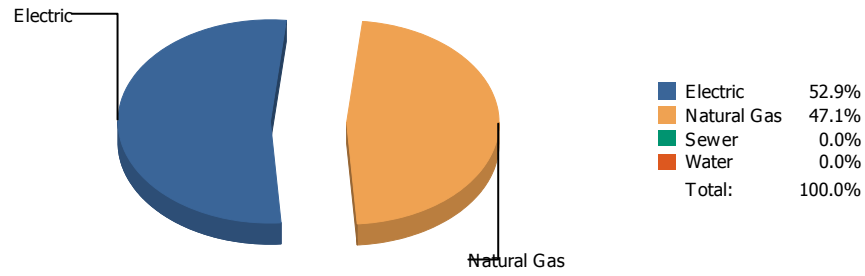


Cost

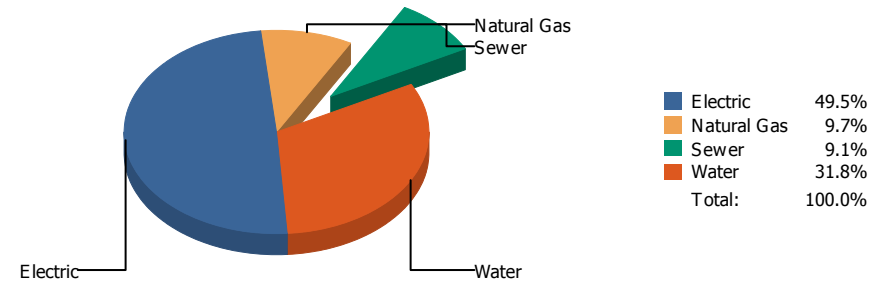


Commodity	Common Use	Energy Use	Energy Use / Area	Total Cost	Cost / Unit	Cost / Area
Place: [HILLSIDE] HILLSIDE 121 [BUILDING]						
Area: 80,656 SqFt						
Billing Period: May 2019						
ELECTRIC	41,268.00 kWh	140,806 KBtu	1.746 KBtu/SqFt	\$5,588.80	\$0.135 /kWh	\$0.069 /SqFt
NATURALGAS	451.00 CCF	46,453 KBtu	0.576 KBtu/SqFt	\$559.27	\$1.240 /CCF	\$0.007 /SqFt
SEWER	83.00 CCF			\$494.38	\$5.956 /CCF	\$0.006 /SqFt
WATER	222.00 CCF			\$877.10	\$3.951 /CCF	\$0.011 /SqFt
Totals:		187,259 KBtu	2.322 KBtu/SqFt	\$7,519.55		

Energy

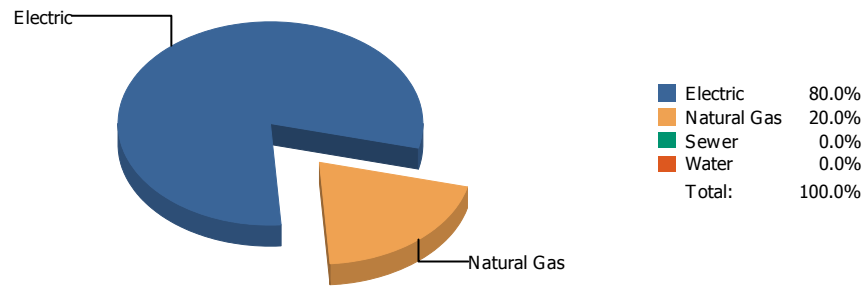


Cost

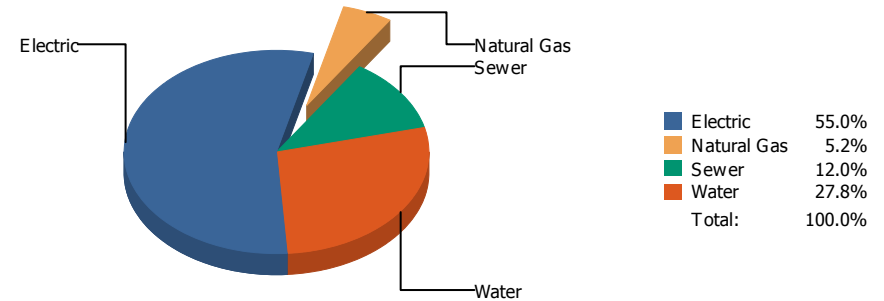


Commodity	Common Use	Energy Use	Energy Use / Area	Total Cost	Cost / Unit	Cost / Area
Place: [HOUSTON] HOUSTON 122 [BUILDING] Area: 84,178 SqFt Billing Period: May 2019						
ELECTRIC	18,000.00 kWh	61,416 KBtu	0.730 KBtu/SqFt	\$2,309.62	\$0.128 /kWh	\$0.027 /SqFt
NATURALGAS	531.00 CCF	54,693 KBtu	0.650 KBtu/SqFt	\$450.95	\$0.849 /CCF	\$0.005 /SqFt
SEWER	48.00 CCF			\$422.28	\$8.798 /CCF	\$0.005 /SqFt
WATER	399.00 CCF			\$1,481.53	\$3.713 /CCF	\$0.017 /SqFt
Totals:		116,109 KBtu	1.379 KBtu/SqFt	\$4,664.38		

Energy

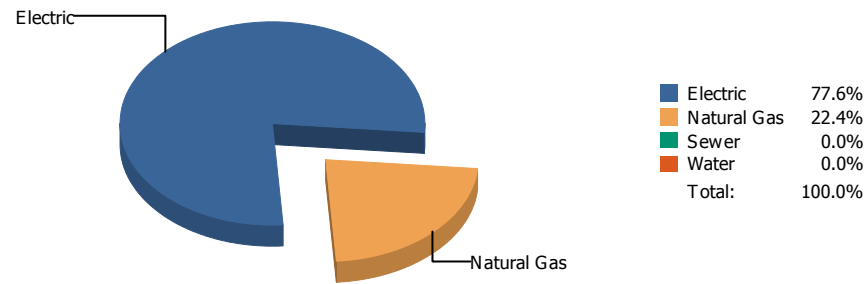


Cost

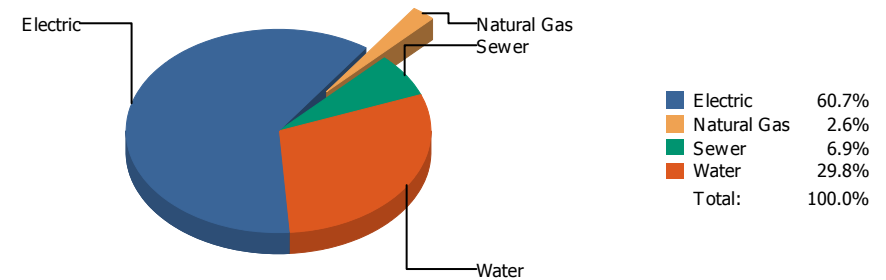


Commodity	Common Use	Energy Use	Energy Use / Area	Total Cost	Cost / Unit	Cost / Area
Place: [HUGHEY] HUGHEY 123 [BUILDING] Area: 74,815 SqFt Billing Period: May 2019						
ELECTRIC	37,707.00 kWh	128,656 KBtu	1.720 KBtu/SqFt	\$5,257.76	\$0.139 /kWh	\$0.070 /SqFt
NATURALGAS	313.00 CCF	32,239 KBtu	0.431 KBtu/SqFt	\$498.17	\$1.592 /CCF	\$0.007 /SqFt
SEWER	350.00 CCF			\$1,145.13	\$3.272 /CCF	\$0.015 /SqFt
WATER	747.00 CCF			\$2,656.86	\$3.557 /CCF	\$0.035 /SqFt
Totals:		160,895 KBtu	2.151 KBtu/SqFt	\$9,557.92		

Energy

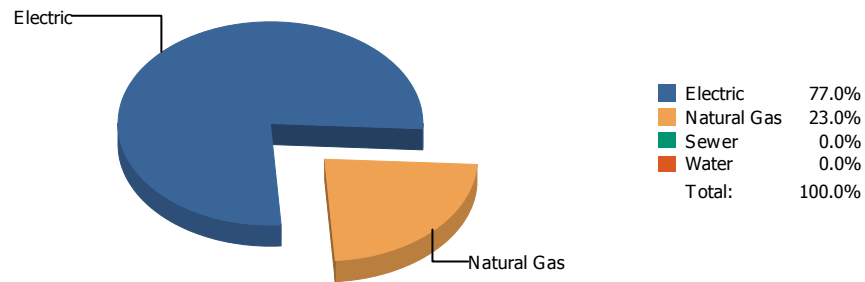


Cost

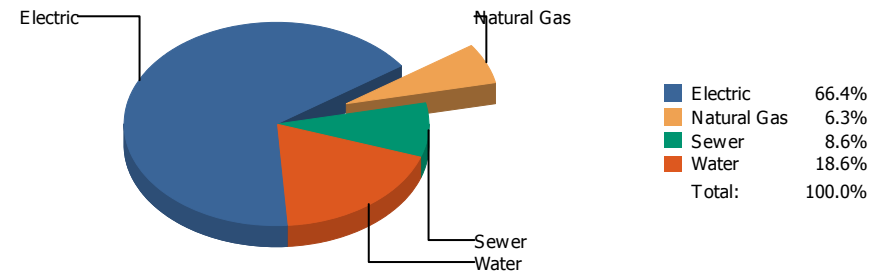


Commodity	Common Use	Energy Use	Energy Use / Area	Total Cost	Cost / Unit	Cost / Area
Place: [IRVIN] IRVIN 008 [BUILDING] Area: 303,804 SqFt Billing Period: May 2019						
ELECTRIC	95,074.00 kWh	324,392 KBtu	1.068 KBtu/SqFt	\$13,359.99	\$0.141 /kWh	\$0.044 /SqFt
NATURALGAS	911.00 CCF	93,833 KBtu	0.309 KBtu/SqFt	\$574.42	\$0.631 /CCF	\$0.002 /SqFt
SEWER	633.00 CCF			\$1,526.65	\$2.412 /CCF	\$0.005 /SqFt
WATER	1,788.00 CCF			\$6,548.34	\$3.662 /CCF	\$0.022 /SqFt
Totals:		418,225 KBtu	1.377 KBtu/SqFt	\$22,009.40		

Energy

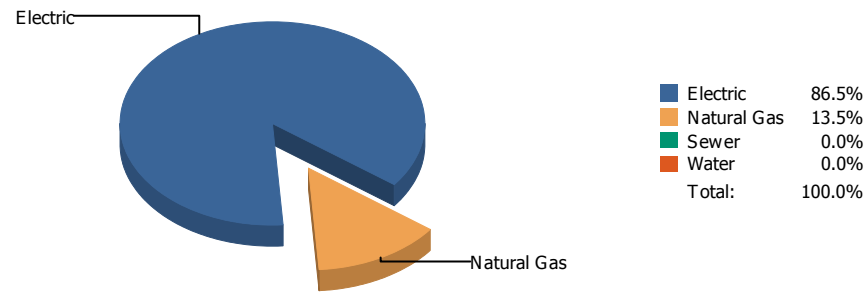


Cost

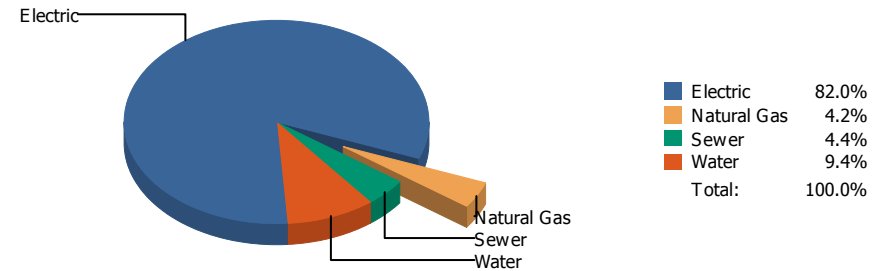


Commodity	Common Use	Energy Use	Energy Use / Area	Total Cost	Cost / Unit	Cost / Area
Place: [JEFFERSN] JEFFERSON 009 [BUILDING]						
Area: 257,708 SqFt						
Billing Period: May 2019						
ELECTRIC	77,336.00 kWh	263,870 KBtu	1.024 KBtu/SqFt	\$14,033.00	\$0.181 /kWh	\$0.054 /SqFt
NATURALGAS	764.00 CCF	78,692 KBtu	0.305 KBtu/SqFt	\$1,335.57	\$1.748 /CCF	\$0.005 /SqFt
SEWER	612.00 CCF			\$1,818.34	\$2.971 /CCF	\$0.007 /SqFt
WATER	1,144.00 CCF			\$3,939.15	\$3.443 /CCF	\$0.015 /SqFt
Totals:		342,562 KBtu	1.329 KBtu/SqFt	\$21,126.06		

Energy

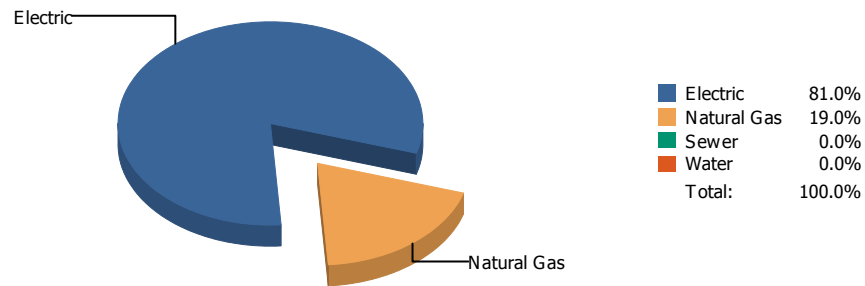


Cost

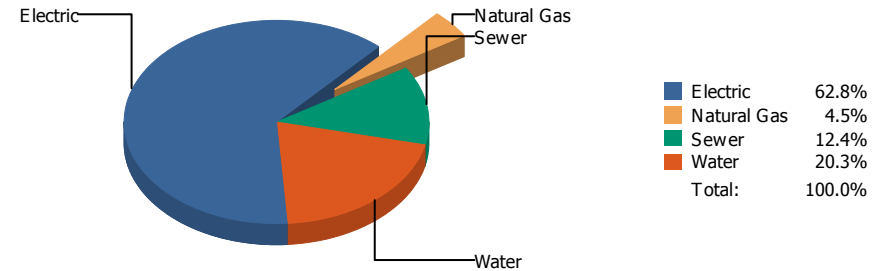


Commodity	Common Use	Energy Use	Energy Use / Area	Total Cost	Cost / Unit	Cost / Area
Place: [JOHNSON] L.B. JOHNSON 155 [BUILDING]						
Area: 87,993 SqFt						
Billing Period: May 2019						
ELECTRIC	57,950.00 kWh	197,725 KBtu	2.247 KBtu/SqFt	\$7,153.49	\$0.123 /kWh	\$0.081 /SqFt
NATURALGAS	299.00 CCF	30,797 KBtu	0.350 KBtu/SqFt	\$370.18	\$1.238 /CCF	\$0.004 /SqFt
SEWER	77.00 CCF			\$381.29	\$4.952 /CCF	\$0.004 /SqFt
WATER	294.00 CCF			\$819.93	\$2.789 /CCF	\$0.009 /SqFt
Totals:		228,522 KBtu	2.597 KBtu/SqFt	\$8,724.89		

Energy

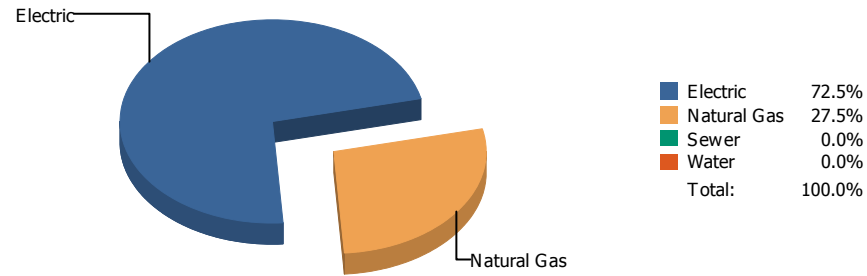


Cost

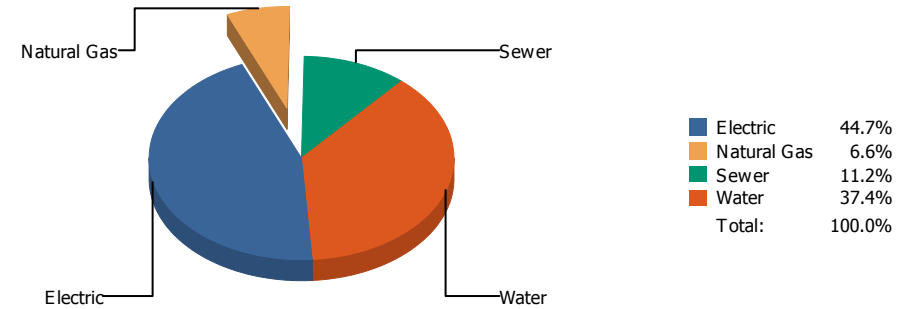


Commodity	Common Use	Energy Use	Energy Use / Area	Total Cost	Cost / Unit	Cost / Area
Place: [KOHLBERG] KOHLBERG ELEMENTARY [BUILDING]						
Area: 99,884 SqFt						
Billing Period: May 2019						
ELECTRIC	34,800.00 kWh	118,738 KBtu	1.189 KBtu/SqFt	\$5,079.43	\$0.146 /kWh	\$0.051 /SqFt
NATURALGAS	271.00 CCF	27,913 KBtu	0.279 KBtu/SqFt	\$362.29	\$1.337 /CCF	\$0.004 /SqFt
SEWER	342.00 CCF			\$1,007.25	\$2.945 /CCF	\$0.010 /SqFt
WATER	586.00 CCF			\$1,643.26	\$2.804 /CCF	\$0.016 /SqFt
Totals:		146,651 KBtu	1.468 KBtu/SqFt	\$8,092.23		

Energy

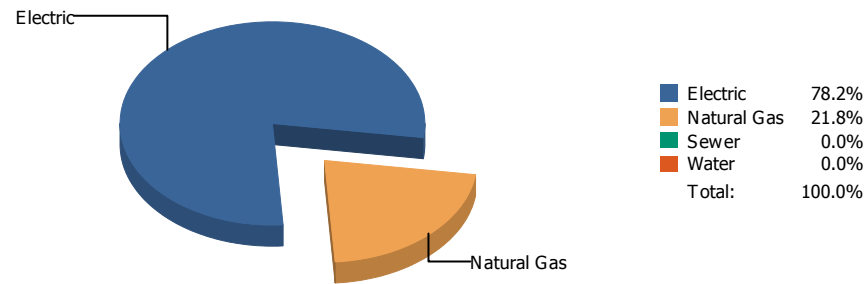


Cost

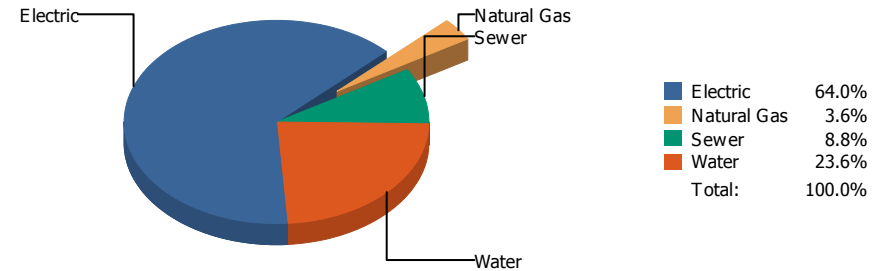


Commodity	Common Use	Energy Use	Energy Use / Area	Total Cost	Cost / Unit	Cost / Area
Place: [LAMAR] LAMAR 125 [BUILDING] Area: 76,252 SqFt Billing Period: May 2019						
ELECTRIC	28,200.00 kWh	96,218 KBtu	1.262 KBtu/SqFt	\$3,549.49	\$0.126 /kWh	\$0.047 /SqFt
NATURALGAS	355.00 CCF	36,565 KBtu	0.480 KBtu/SqFt	\$522.74	\$1.473 /CCF	\$0.007 /SqFt
SEWER	168.00 CCF			\$892.15	\$5.310 /CCF	\$0.012 /SqFt
WATER	665.00 CCF			\$2,970.06	\$4.466 /CCF	\$0.039 /SqFt
Totals:		132,783 KBtu	1.741 KBtu/SqFt	\$7,934.44		

Energy

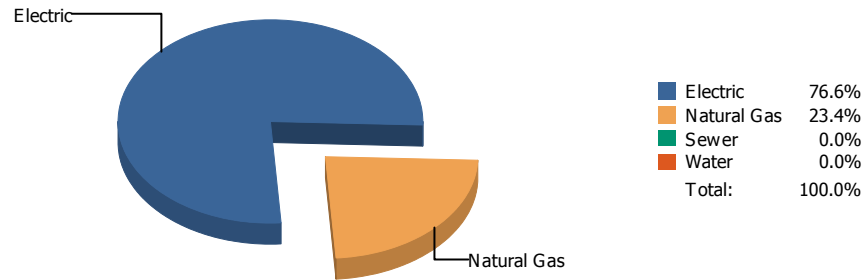


Cost

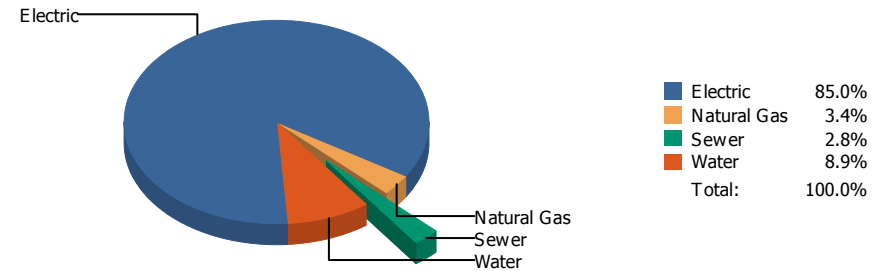


Commodity	Common Use	Energy Use	Energy Use / Area	Total Cost	Cost / Unit	Cost / Area
Place: [LEE] LEE 150 [BUILDING] Area: 78,368 SqFt Billing Period: May 2019						
ELECTRIC	31,350.00 kWh	106,966 KBtu	1.365 KBtu/SqFt	\$4,195.05	\$0.134 /kWh	\$0.053 /SqFt
NATURALGAS	289.00 CCF	29,767 KBtu	0.380 KBtu/SqFt	\$233.65	\$0.808 /CCF	\$0.003 /SqFt
SEWER	76.00 CCF			\$579.58	\$7.626 /CCF	\$0.007 /SqFt
WATER	309.00 CCF			\$1,549.09	\$5.013 /CCF	\$0.020 /SqFt
Totals:		136,733 KBtu	1.745 KBtu/SqFt	\$6,557.37		

Energy

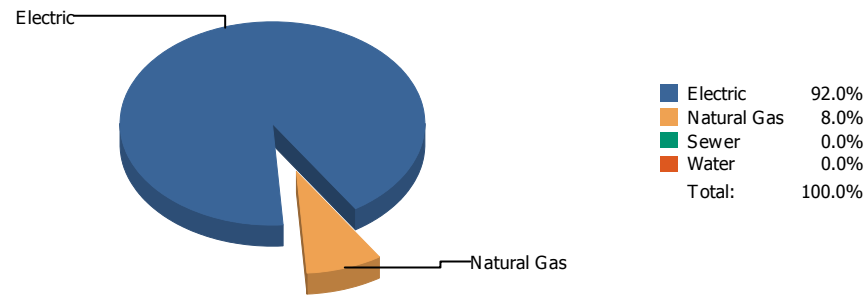


Cost

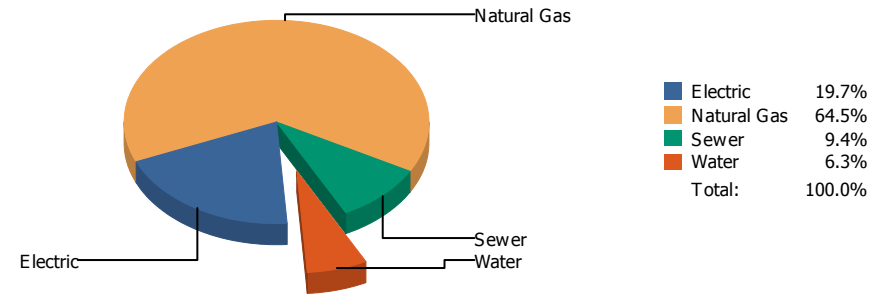


Commodity	Common Use	Energy Use	Energy Use / Area	Total Cost	Cost / Unit	Cost / Area
Place: [LINCOLN] LINCOLN 051 [BUILDING]						
Area: 163,678 SqFt						
Billing Period: May 2019						
ELECTRIC	109,600.00 kWh	373,955 KBtu	2.285 KBtu/SqFt	\$12,980.65	\$0.118 /kWh	\$0.079 /SqFt
NATURALGAS	1,110.00 CCF	114,330 KBtu	0.699 KBtu/SqFt	\$513.95	\$0.463 /CCF	\$0.003 /SqFt
SEWER	99.00 CCF			\$426.61	\$4.309 /CCF	\$0.003 /SqFt
WATER	327.00 CCF			\$1,353.02	\$4.138 /CCF	\$0.008 /SqFt
Totals:		488,285 KBtu	2.983 KBtu/SqFt	\$15,274.23		

Energy

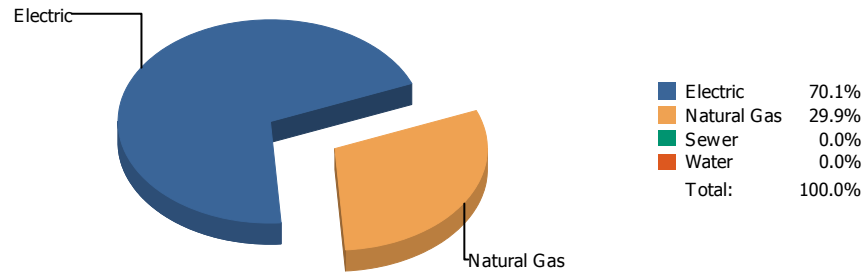


Cost

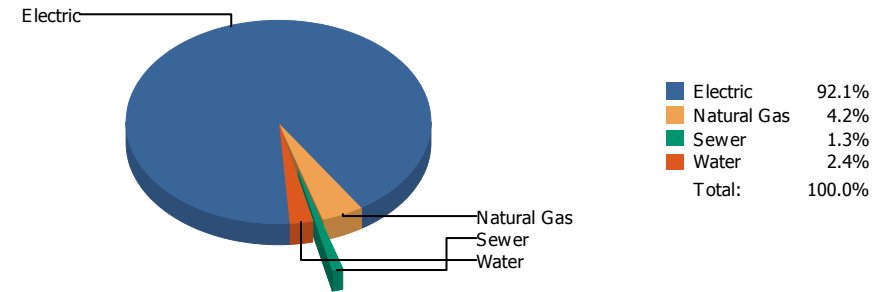


Commodity	Common Use	Energy Use	Energy Use / Area	Total Cost	Cost / Unit	Cost / Area
Place: [LIVE MAT] LIVE MATERIAL CENTER 929 [BUILDING]						
Area: 2,483 SqFt						
Billing Period: May 2019						
ELECTRIC	349.00 kWh	1,191 KBtu	0.480 KBtu/SqFt	\$81.54	\$0.234 /kWh	\$0.033 /SqFt
NATURALGAS	1.00 CCF	103 KBtu	0.041 KBtu/SqFt	\$266.43	\$266.430 /CCF	\$0.107 /SqFt
SEWER	3.00 CCF			\$38.88	\$12.960 /CCF	\$0.016 /SqFt
WATER	5.00 CCF			\$26.10	\$5.220 /CCF	\$0.011 /SqFt
Totals:		1,294 KBtu	0.521 KBtu/SqFt	\$412.95		

Energy

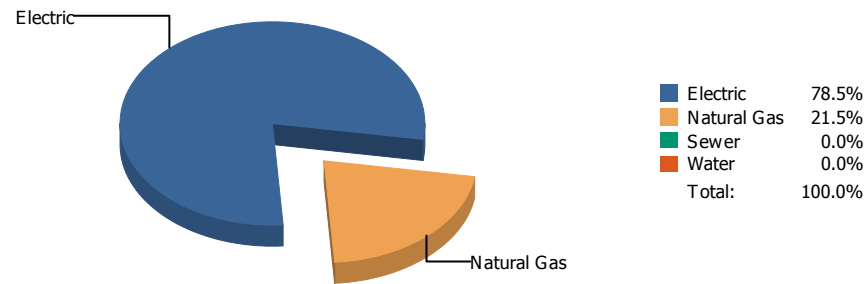


Cost

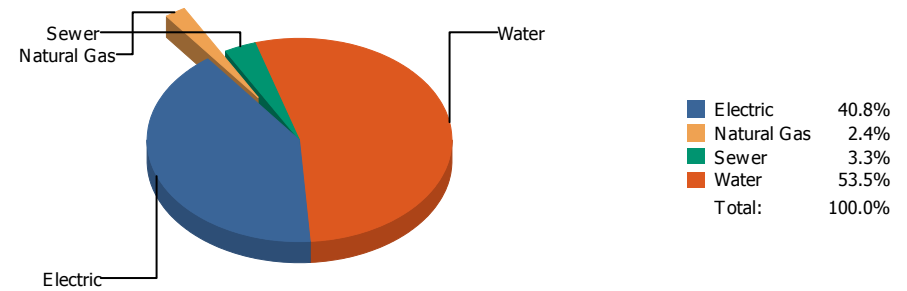


Commodity	Common Use	Energy Use	Energy Use / Area	Total Cost	Cost / Unit	Cost / Area
Place: [LOGAN] LOGAN 128 [BUILDING] Area: 72,248 SqFt Billing Period: May 2019						
ELECTRIC	53,200.00 kWh	181,518 KBtu	2.512 KBtu/SqFt	\$8,474.62	\$0.159 /kWh	\$0.117 /SqFt
NATURALGAS	751.00 CCF	77,353 KBtu	1.071 KBtu/SqFt	\$389.11	\$0.518 /CCF	\$0.005 /SqFt
SEWER	11.00 CCF			\$123.39	\$11.217 /CCF	\$0.002 /SqFt
WATER	47.00 CCF			\$217.61	\$4.630 /CCF	\$0.003 /SqFt
Totals:		258,871 KBtu	3.583 KBtu/SqFt	\$9,204.73		

Energy

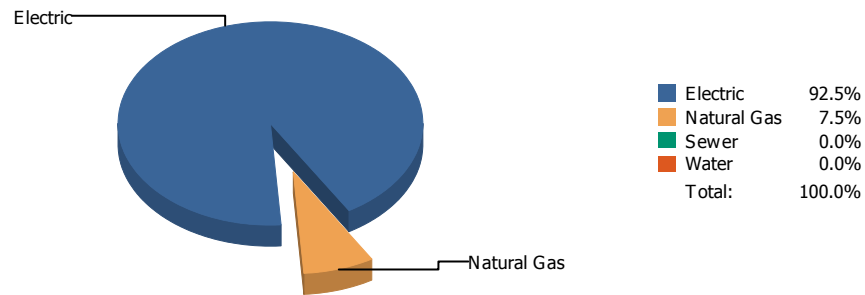


Cost

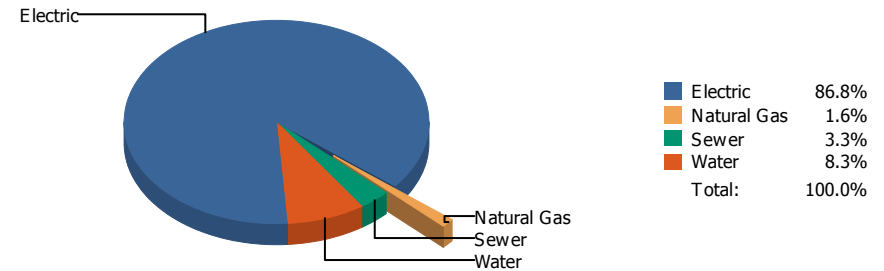


Commodity	Common Use	Energy Use	Energy Use / Area	Total Cost	Cost / Unit	Cost / Area
Place: [LUNDY_2] LUNDY 177 [BUILDING] Area: 112,731 SqFt Billing Period: May 2019						
ELECTRIC	53,400.00 kWh	182,201 KBtu	1.616 KBtu/SqFt	\$7,380.90	\$0.138 /kWh	\$0.065 /SqFt
NATURALGAS	484.00 CCF	49,852 KBtu	0.442 KBtu/SqFt	\$437.92	\$0.905 /CCF	\$0.004 /SqFt
SEWER	124.00 CCF			\$598.40	\$4.826 /CCF	\$0.005 /SqFt
WATER	1,863.00 CCF			\$9,693.70	\$5.203 /CCF	\$0.086 /SqFt
Totals:		232,053 KBtu	2.058 KBtu/SqFt	\$18,110.92		

Energy

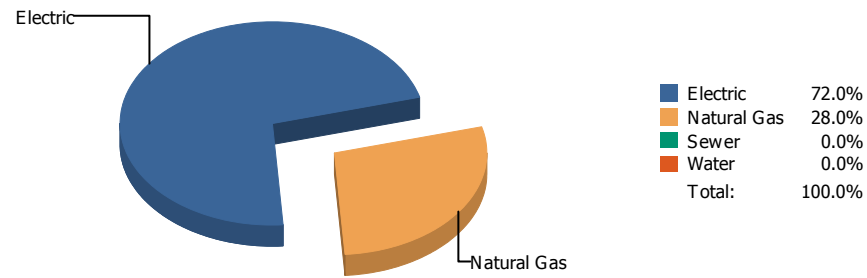


Cost

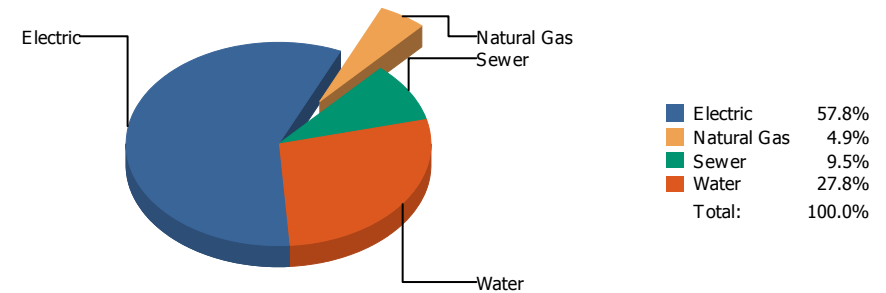


Commodity	Common Use	Energy Use	Energy Use / Area	Total Cost	Cost / Unit	Cost / Area
Place: [MAC] MACARTHUR 129 [BUILDING]						
Area: 143,341 SqFt						
Billing Period: May 2019						
ELECTRIC	103,280.00 kWh	352,391 KBtu	2.458 KBtu/SqFt	\$12,860.36	\$0.125 /kWh	\$0.090 /SqFt
NATURALGAS	276.00 CCF	28,428 KBtu	0.198 KBtu/SqFt	\$231.00	\$0.837 /CCF	\$0.002 /SqFt
SEWER	130.00 CCF			\$490.47	\$3.773 /CCF	\$0.003 /SqFt
WATER	269.00 CCF			\$1,227.98	\$4.565 /CCF	\$0.009 /SqFt
Totals:		380,819 KBtu	2.657 KBtu/SqFt	\$14,809.81		

Energy

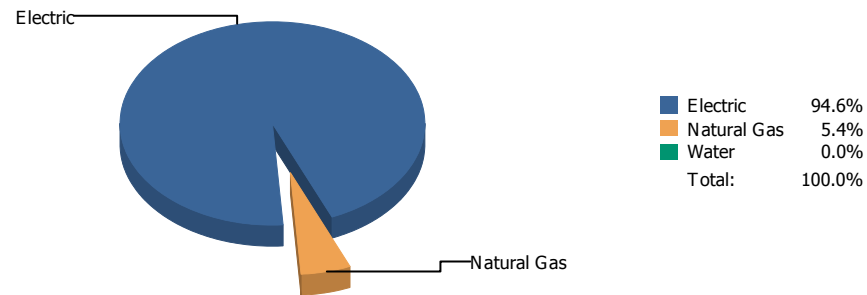


Cost

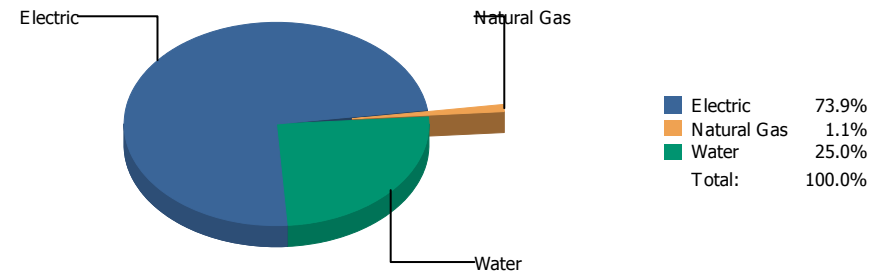


Commodity	Common Use	Energy Use	Energy Use / Area	Total Cost	Cost / Unit	Cost / Area
Place: [MAGOFFIN] MAGOFFIN 047 [BUILDING]						
Area: 76,378 SqFt						
Billing Period: May 2019						
ELECTRIC	17,385.00 kWh	59,318 KBtu	0.777 KBtu/SqFt	\$2,485.93	\$0.143 /kWh	\$0.032 /SqFt
NATURALGAS	224.00 CCF	23,072 KBtu	0.302 KBtu/SqFt	\$210.91	\$0.942 /CCF	\$0.003 /SqFt
SEWER	32.00 CCF			\$408.88	\$12.778 /CCF	\$0.005 /SqFt
WATER	202.00 CCF			\$1,197.30	\$5.927 /CCF	\$0.016 /SqFt
Totals:		82,390 KBtu	1.079 KBtu/SqFt	\$4,303.02		

Energy

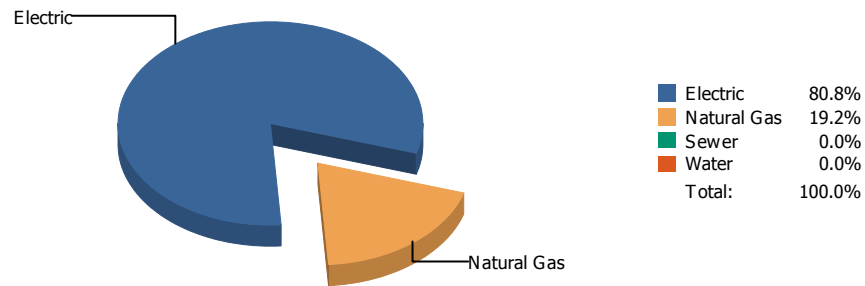


Cost

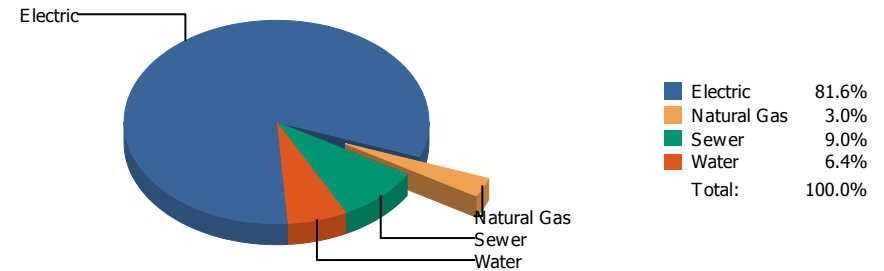


Commodity	Common Use	Energy Use	Energy Use / Area	Total Cost	Cost / Unit	Cost / Area
Place: [MAGOFFINNEWMIDDLESCHOOL] MAGOFFIN NEW MIDDLE SCHOOL [BUILDING]						
Area: 116,136 SqFt						
Billing Period: May 2019						
ELECTRIC	108,600.00 kWh	370,543 KBtu	3.191 KBtu/SqFt	\$13,493.26	\$0.124 /kWh	\$0.116 /SqFt
NATURALGAS	205.00 CCF	21,115 KBtu	0.182 KBtu/SqFt	\$204.41	\$0.997 /CCF	\$0.002 /SqFt
WATER	789.00 CCF			\$4,571.08	\$5.794 /CCF	\$0.039 /SqFt
Totals:		391,658 KBtu	3.372 KBtu/SqFt	\$18,268.75		

Energy

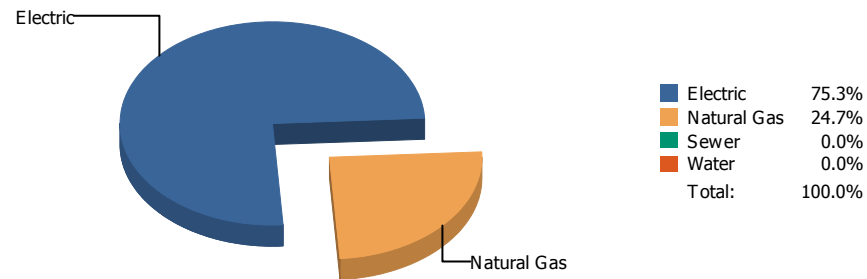


Cost

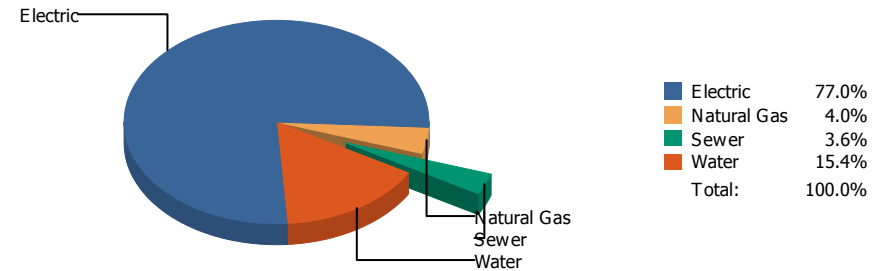


Commodity	Common Use	Energy Use	Energy Use / Area	Total Cost	Cost / Unit	Cost / Area
Place: [MAXINE] MAXINE SILVA HEALTH MAGNET 011 [BUILDING]						
Area: 80,909 SqFt						
Billing Period: May 2019						
ELECTRIC	82,500.00 kWh	281,490 KBtu	3.479 KBtu/SqFt	\$9,908.50	\$0.120 /kWh	\$0.122 /SqFt
NATURALGAS	650.00 CCF	66,950 KBtu	0.827 KBtu/SqFt	\$360.56	\$0.555 /CCF	\$0.004 /SqFt
SEWER	423.00 CCF			\$1,094.05	\$2.586 /CCF	\$0.014 /SqFt
WATER	230.00 CCF			\$773.71	\$3.364 /CCF	\$0.010 /SqFt
Totals:		348,440 KBtu	4.307 KBtu/SqFt	\$12,136.82		

Energy



Cost



Commodity	Common Use	Energy Use	Energy Use / Area	Total Cost	Cost / Unit	Cost / Area
Place: [MESITA] MESITA 130 [BUILDING] Area: 100,583 SqFt Billing Period: May 2019						
ELECTRIC	94,680.00 kWh	323,048 KBtu	3.212 KBtu/SqFt	\$11,866.08	\$0.125 /kWh	\$0.118 /SqFt
NATURALGAS	1,027.00 CCF	105,781 KBtu	1.052 KBtu/SqFt	\$612.61	\$0.597 /CCF	\$0.006 /SqFt
SEWER	100.00 CCF			\$548.96	\$5.490 /CCF	\$0.005 /SqFt
WATER	441.00 CCF			\$2,374.79	\$5.385 /CCF	\$0.023 /SqFt
Totals:		428,829 KBtu	4.263 KBtu/SqFt	\$15,402.44		

Energy

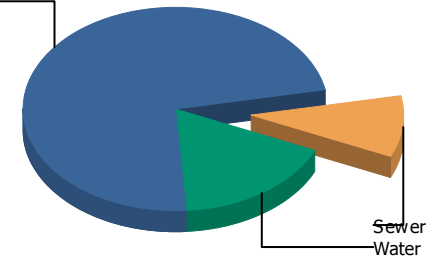
Electric



■ Electric 100.0%
 ■ Sewer 0.0%
 ■ Water 0.0%
 Total: 100.0%

Cost

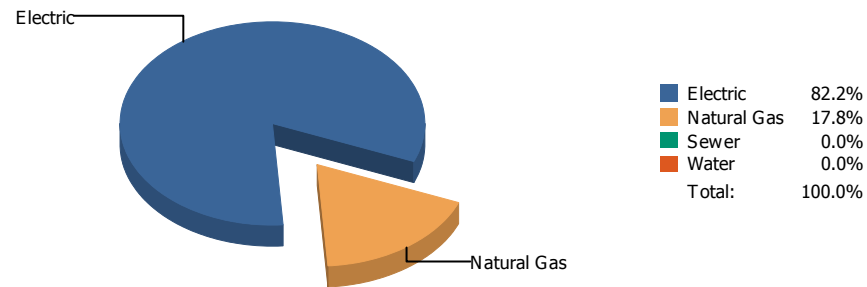
Electric



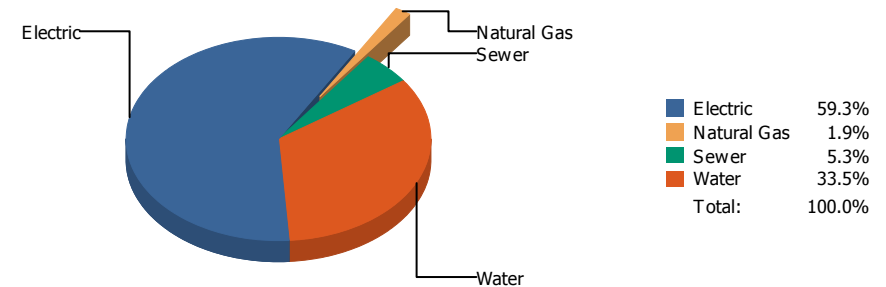
■ Electric 73.1%
 ■ Sewer 9.7%
 ■ Water 17.1%
 Total: 100.0%

Commodity	Common Use	Energy Use	Energy Use / Area	Total Cost	Cost / Unit	Cost / Area
Place: [MILAM] MILAM 131 [BUILDING] Area: 63,641 SqFt Billing Period: May 2019						
ELECTRIC	17,640.00 kWh	60,188 KBtu	0.946 KBtu/SqFt	\$2,768.99	\$0.157 /kWh	\$0.044 /SqFt
SEWER	71.00 CCF			\$368.93	\$5.196 /CCF	\$0.006 /SqFt
WATER	189.00 CCF			\$647.87	\$3.428 /CCF	\$0.010 /SqFt
Totals:		60,188 KBtu	0.946 KBtu/SqFt	\$3,785.79		

Energy

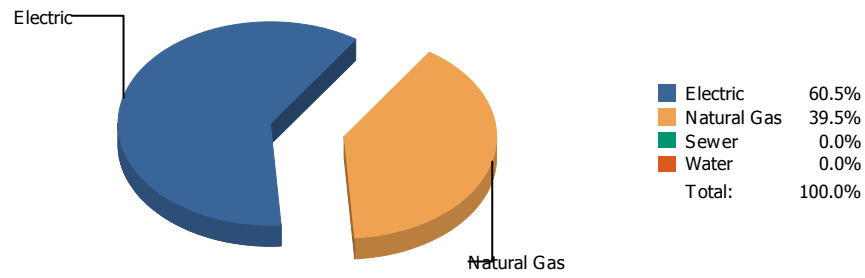


Cost

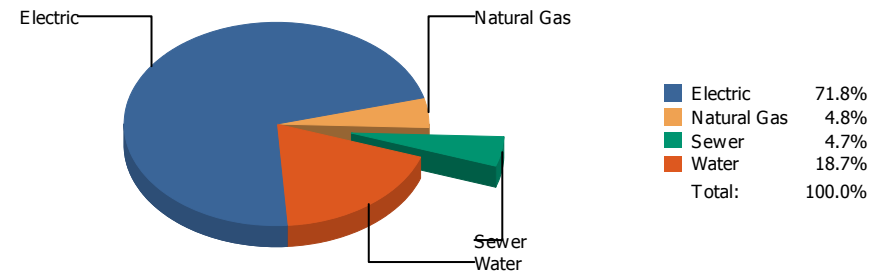


Commodity	Common Use	Energy Use	Energy Use / Area	Total Cost	Cost / Unit	Cost / Area
Place: [MOREHEAD] MOREHEAD 046 [BUILDING]						
Area: 119,353 SqFt						
Billing Period: May 2019						
ELECTRIC	81,972.00 kWh	279,688 KBtu	2.343 KBtu/SqFt	\$10,723.92	\$0.131 /kWh	\$0.090 /SqFt
NATURALGAS	588.00 CCF	60,564 KBtu	0.507 KBtu/SqFt	\$335.90	\$0.571 /CCF	\$0.003 /SqFt
SEWER	295.00 CCF			\$950.66	\$3.223 /CCF	\$0.008 /SqFt
WATER	1,853.00 CCF			\$6,060.28	\$3.271 /CCF	\$0.051 /SqFt
Totals:		340,252 KBtu	2.851 KBtu/SqFt	\$18,070.76		

Energy

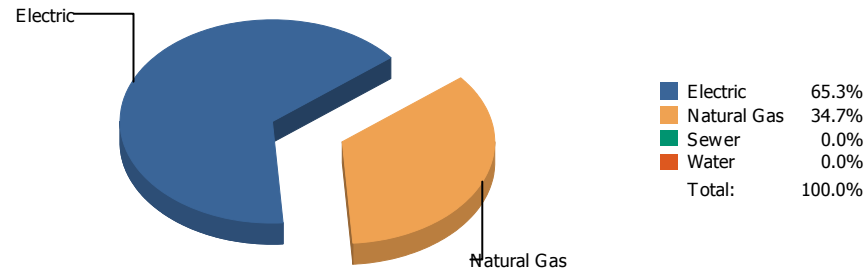


Cost

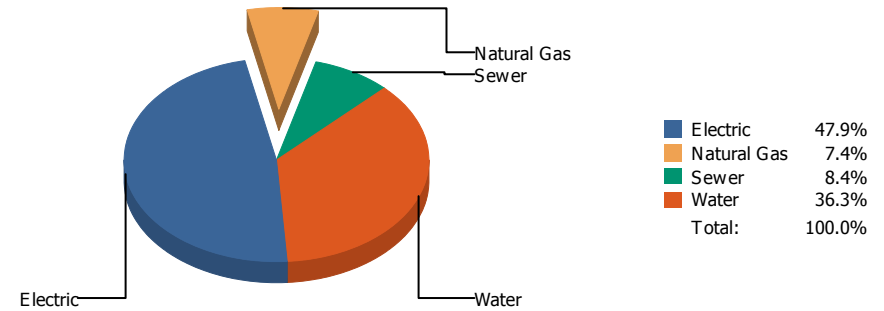


Commodity	Common Use	Energy Use	Energy Use / Area	Total Cost	Cost / Unit	Cost / Area
Place: [MOYE_2] HR MOYE [BUILDING]						
Area: 93,197 SqFt						
Billing Period: May 2019						
ELECTRIC	49,200.00 kWh	167,870 KBtu	1.801 KBtu/SqFt	\$7,322.78	\$0.149 /kWh	\$0.079 /SqFt
NATURALGAS	1,066.00 CCF	109,798 KBtu	1.178 KBtu/SqFt	\$491.98	\$0.462 /CCF	\$0.005 /SqFt
SEWER	65.00 CCF			\$476.86	\$7.336 /CCF	\$0.005 /SqFt
WATER	265.00 CCF			\$1,905.97	\$7.192 /CCF	\$0.020 /SqFt
Totals:		277,668 KBtu	2.979 KBtu/SqFt	\$10,197.59		

Energy



Cost



Commodity	Common Use	Energy Use	Energy Use / Area	Total Cost	Cost / Unit	Cost / Area
Place: [MULTI-MEDIA CENTER] MULTI-MEDIA CENTER [BUILDING]						
Area: 27,633 SqFt						
Billing Period: May 2019						
ELECTRIC	10,237.00 kWh	34,929 KBtu	1.264 KBtu/SqFt	\$1,272.86	\$0.124 /kWh	\$0.046 /SqFt
NATURALGAS	180.00 CCF	18,540 KBtu	0.671 KBtu/SqFt	\$196.94	\$1.094 /CCF	\$0.007 /SqFt
SEWER	59.00 CCF			\$222.27	\$3.767 /CCF	\$0.008 /SqFt
WATER	201.00 CCF			\$965.42	\$4.803 /CCF	\$0.035 /SqFt
Totals:		53,469 KBtu	1.935 KBtu/SqFt	\$2,657.49		

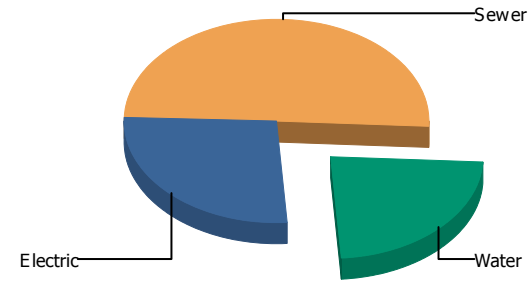
Energy

Electric



Electric 100.0%
 Sewer 0.0%
 Water 0.0%
 Total: 100.0%

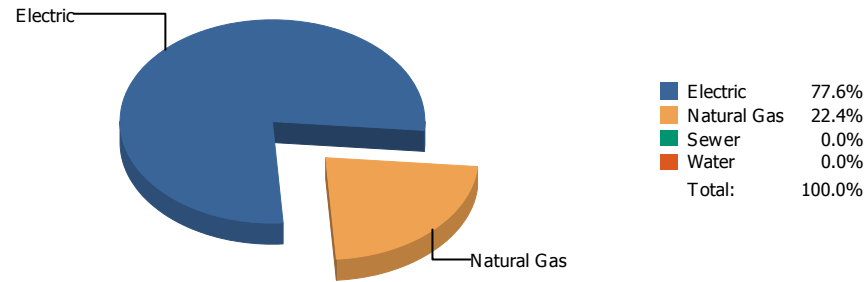
Cost



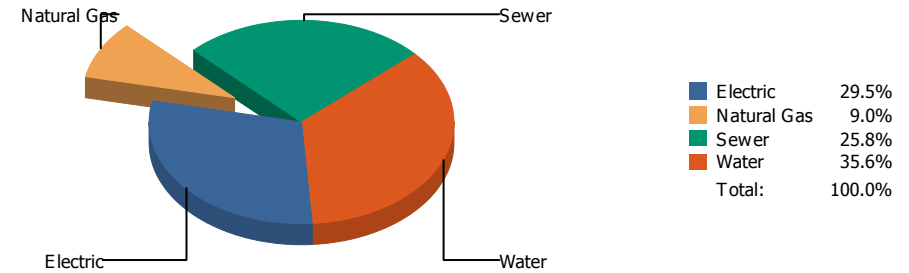
Electric 26.6%
 Sewer 50.4%
 Water 23.0%
 Total: 100.0%

Commodity	Common Use	Energy Use	Energy Use / Area	Total Cost	Cost / Unit	Cost / Area
Place: [NE AREA OFFICES] N.E. AREA OFFICES 882 [BUILDING]						
Area: 7,328 SqFt						
Billing Period: May 2019						
ELECTRIC	120.00 kWh	409 KBtu	0.056 KBtu/SqFt	\$34.58	\$0.288 /kWh	\$0.005 /SqFt
SEWER	0.00 CCF			\$65.40	\$0.000 /CCF	\$0.009 /SqFt
WATER	0.00 CCF			\$29.80	\$0.000 /CCF	\$0.004 /SqFt
Totals:		409 KBtu	0.056 KBtu/SqFt	\$129.78		

Energy

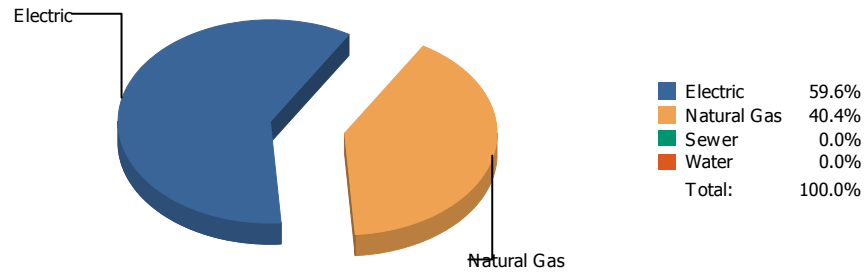


Cost

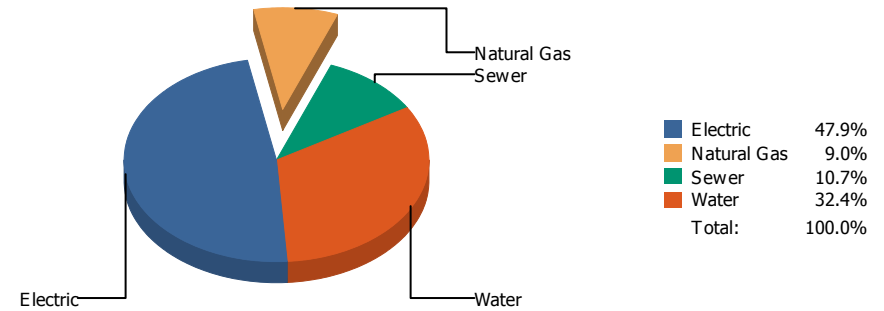


Commodity	Common Use	Energy Use	Energy Use / Area	Total Cost	Cost / Unit	Cost / Area
Place: [NE TRANSPORTATION] N.E. TRANSPORTATION 826 [BUILDING]						
Area: 5,995 SqFt						
Billing Period: May 2019						
ELECTRIC	5,322.00 kWh	18,159 KBtu	3.029 KBtu/SqFt	\$495.79	\$0.093 /kWh	\$0.083 /SqFt
NATURALGAS	51.00 CCF	5,253 KBtu	0.876 KBtu/SqFt	\$150.79	\$2.957 /CCF	\$0.025 /SqFt
SEWER	44.00 CCF			\$433.60	\$9.855 /CCF	\$0.072 /SqFt
WATER	112.00 CCF			\$598.37	\$5.343 /CCF	\$0.100 /SqFt
Totals:		23,412 KBtu	3.905 KBtu/SqFt	\$1,678.55		

Energy

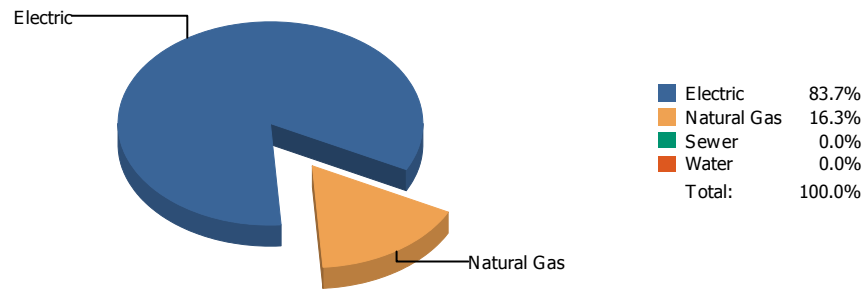


Cost

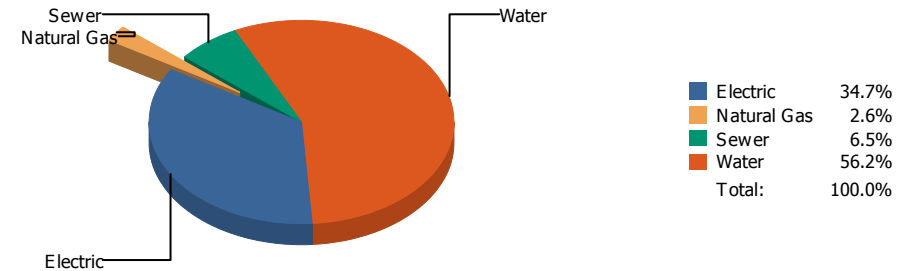


Commodity	Common Use	Energy Use	Energy Use / Area	Total Cost	Cost / Unit	Cost / Area
Place: [NEWMAN] NEWMAN ELEMENTARY 133 [BUILDING]						
Area: 73,291 SqFt						
Billing Period: May 2019						
ELECTRIC	23,305.00 kWh	79,517 KBtu	1.085 KBtu/SqFt	\$3,100.96	\$0.133 /kWh	\$0.042 /SqFt
NATURALGAS	523.00 CCF	53,869 KBtu	0.735 KBtu/SqFt	\$581.14	\$1.111 /CCF	\$0.008 /SqFt
SEWER	248.00 CCF			\$691.67	\$2.789 /CCF	\$0.009 /SqFt
WATER	592.00 CCF			\$2,097.32	\$3.543 /CCF	\$0.028 /SqFt
Totals:		133,386 KBtu	1.820 KBtu/SqFt	\$6,471.09		

Energy

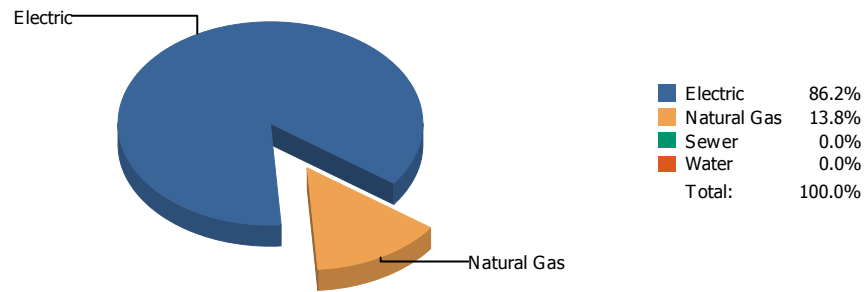


Cost

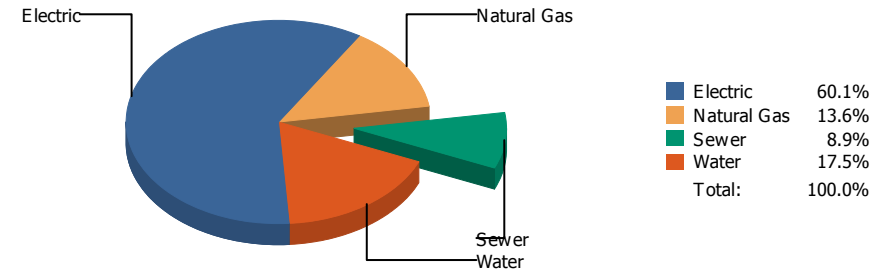


Commodity	Common Use	Energy Use	Energy Use / Area	Total Cost	Cost / Unit	Cost / Area
Place: [NIXON] L.A. NIXON 161 [BUILDING] Area: 76,873 SqFt Billing Period: May 2019						
ELECTRIC	35,320.00 kWh	120,512 KBtu	1.568 KBtu/SqFt	\$4,648.52	\$0.132 /kWh	\$0.060 /SqFt
NATURALGAS	228.00 CCF	23,484 KBtu	0.305 KBtu/SqFt	\$345.45	\$1.515 /CCF	\$0.004 /SqFt
SEWER	226.00 CCF			\$869.02	\$3.845 /CCF	\$0.011 /SqFt
WATER	1,289.00 CCF			\$7,514.44	\$5.830 /CCF	\$0.098 /SqFt
Totals:		143,996 KBtu	1.873 KBtu/SqFt	\$13,377.43		

Energy

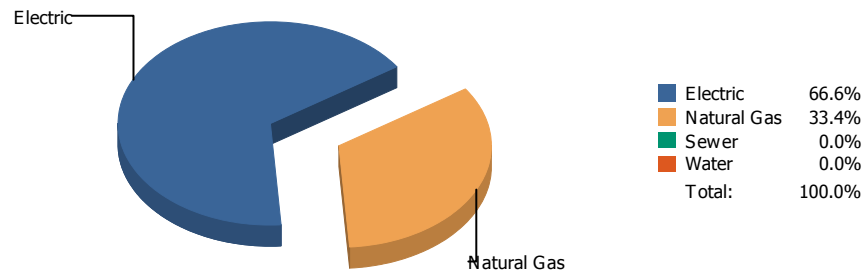


Cost

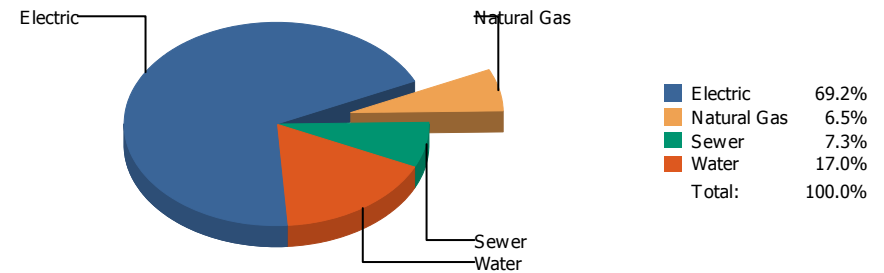


Commodity	Common Use	Energy Use	Energy Use / Area	Total Cost	Cost / Unit	Cost / Area
Place: [OCC. CTR] OCCUPATIONAL CTR. [BUILDING]						
Area: 11,845 SqFt						
Billing Period: May 2019						
ELECTRIC	6,200.00 kWh	21,154 KBtu	1.786 KBtu/SqFt	\$639.93	\$0.103 /kWh	\$0.054 /SqFt
NATURALGAS	33.00 CCF	3,399 KBtu	0.287 KBtu/SqFt	\$144.75	\$4.386 /CCF	\$0.012 /SqFt
SEWER	7.00 CCF			\$94.48	\$13.497 /CCF	\$0.008 /SqFt
WATER	20.00 CCF			\$185.94	\$9.297 /CCF	\$0.016 /SqFt
Totals:		24,553 KBtu	2.073 KBtu/SqFt	\$1,065.10		

Energy

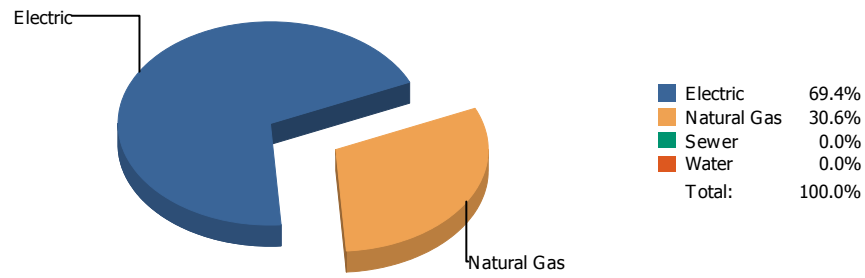


Cost

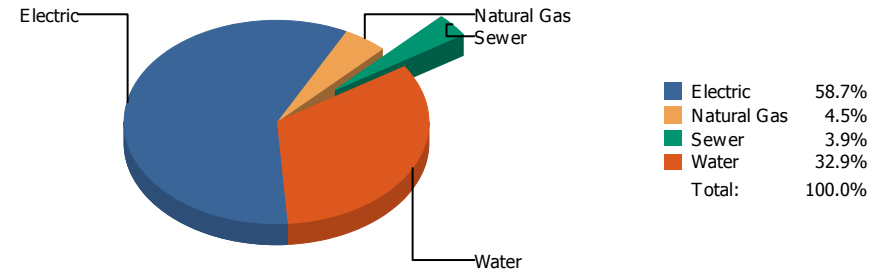


Commodity	Common Use	Energy Use	Energy Use / Area	Total Cost	Cost / Unit	Cost / Area
Place: [PARK] PARK 134 [BUILDING] Area: 63,609 SqFt Billing Period: May 2019						
ELECTRIC	30,928.00 kWh	105,526 KBtu	1.659 KBtu/SqFt	\$4,729.77	\$0.153 /kWh	\$0.074 /SqFt
NATURALGAS	513.00 CCF	52,839 KBtu	0.831 KBtu/SqFt	\$444.67	\$0.867 /CCF	\$0.007 /SqFt
SEWER	104.00 CCF			\$495.76	\$4.767 /CCF	\$0.008 /SqFt
WATER	288.00 CCF			\$1,159.83	\$4.027 /CCF	\$0.018 /SqFt
Totals:		158,365 KBtu	2.490 KBtu/SqFt	\$6,830.03		

Energy

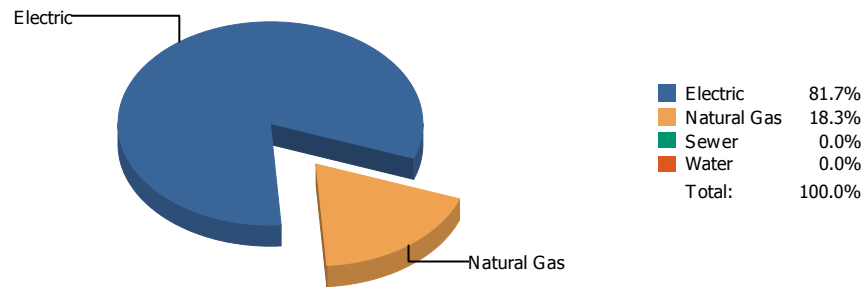


Cost

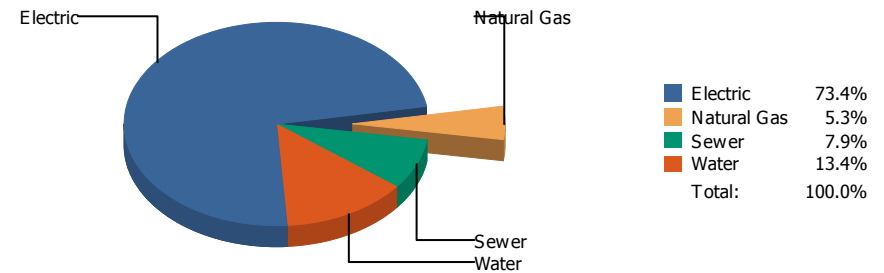


Commodity	Common Use	Energy Use	Energy Use / Area	Total Cost	Cost / Unit	Cost / Area
Place: [PAUL MORENO_1] PAUL MORENO 167 [BUILDING]						
Area: 87,824 SqFt						
Billing Period: May 2019						
ELECTRIC	56,800.00 kWh	193,802 KBtu	2.207 KBtu/SqFt	\$7,172.31	\$0.126 /kWh	\$0.082 /SqFt
NATURALGAS	828.00 CCF	85,284 KBtu	0.971 KBtu/SqFt	\$547.32	\$0.661 /CCF	\$0.006 /SqFt
SEWER	82.00 CCF			\$471.65	\$5.752 /CCF	\$0.005 /SqFt
WATER	583.00 CCF			\$4,019.97	\$6.895 /CCF	\$0.045 /SqFt
Totals:		279,086 KBtu	3.178 KBtu/SqFt	\$12,211.25		

Energy

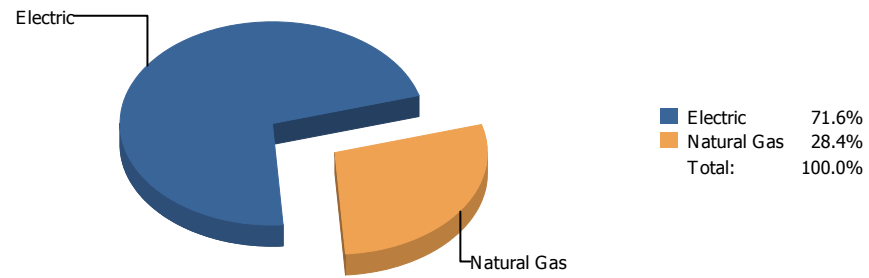


Cost

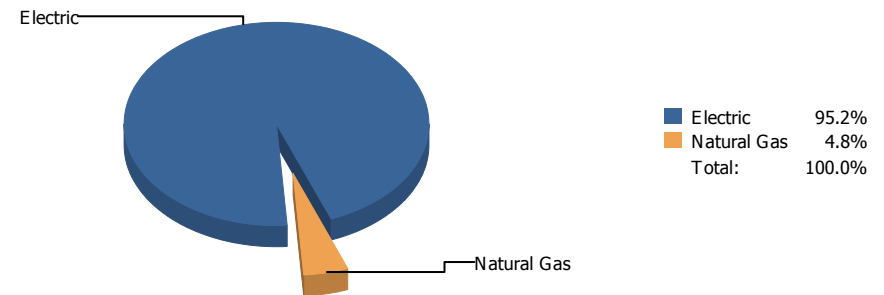


Commodity	Common Use	Energy Use	Energy Use / Area	Total Cost	Cost / Unit	Cost / Area
Place: [POLK] POLK 159 [BUILDING]						
Area: 67,321 SqFt						
Billing Period: May 2019						
ELECTRIC	40,520.00 kWh	138,254 KBtu	2.054 KBtu/SqFt	\$5,105.29	\$0.126 /kWh	\$0.076 /SqFt
NATURALGAS	300.00 CCF	30,900 KBtu	0.459 KBtu/SqFt	\$370.53	\$1.235 /CCF	\$0.005 /SqFt
SEWER	160.00 CCF			\$552.27	\$3.452 /CCF	\$0.008 /SqFt
WATER	287.00 CCF			\$928.79	\$3.236 /CCF	\$0.014 /SqFt
Totals:		169,154 KBtu	2.513 KBtu/SqFt	\$6,956.88		

Energy

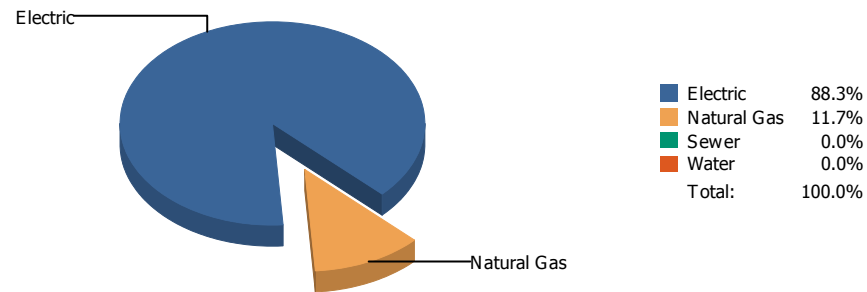


Cost

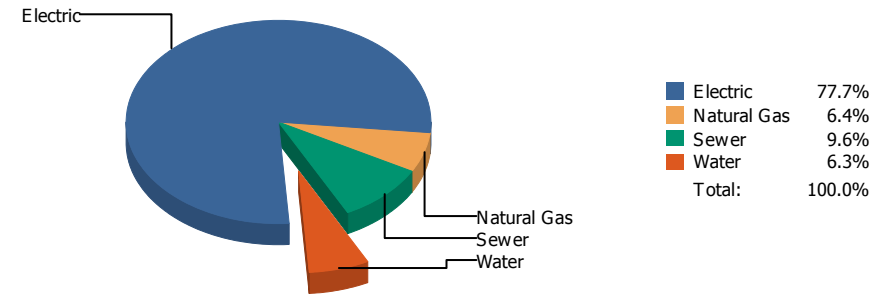


Commodity	Common Use	Energy Use	Energy Use / Area	Total Cost	Cost / Unit	Cost / Area
Place: [POWELL_2] POWELL 175 [BUILDING]						
Area: 79,770 SqFt						
Billing Period: May 2019						
ELECTRIC	52,200.00 kWh	178,106 KBtu	2.233 KBtu/SqFt	\$7,325.96	\$0.140 /kWh	\$0.092 /SqFt
NATURALGAS	685.00 CCF	70,555 KBtu	0.884 KBtu/SqFt	\$367.54	\$0.537 /CCF	\$0.005 /SqFt
Totals:		248,661 KBtu	3.117 KBtu/SqFt	\$7,693.50		

Energy

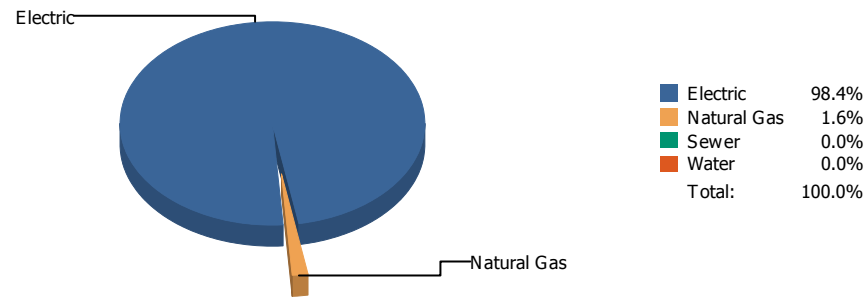


Cost

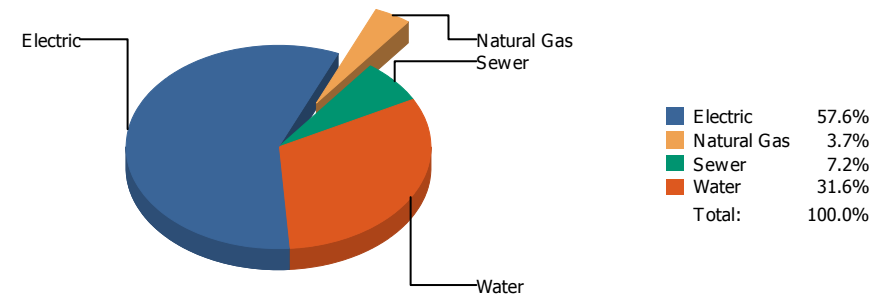


Commodity	Common Use	Energy Use	Energy Use / Area	Total Cost	Cost / Unit	Cost / Area
Place: [PROFESSIONAL DEV] EPISD PROF DEVELOPMENT CENTER931 [BUILDING]						
Area: 18,400 SqFt						
Billing Period: May 2019						
ELECTRIC	12,720.00 kWh	43,401 KBtu	2.359 KBtu/SqFt	\$1,846.82	\$0.145 /kWh	\$0.100 /SqFt
NATURALGAS	56.00 CCF	5,768 KBtu	0.313 KBtu/SqFt	\$152.93	\$2.731 /CCF	\$0.008 /SqFt
SEWER	72.00 CCF			\$228.38	\$3.172 /CCF	\$0.012 /SqFt
WATER	18.00 CCF			\$149.47	\$8.304 /CCF	\$0.008 /SqFt
Totals:		49,169 KBtu	2.672 KBtu/SqFt	\$2,377.60		

Energy

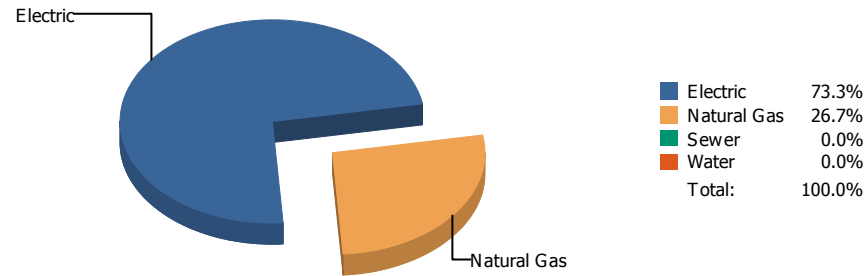


Cost

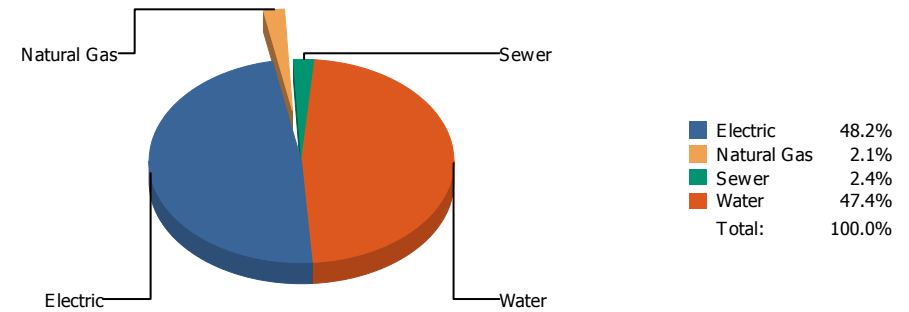


Commodity	Common Use	Energy Use	Energy Use / Area	Total Cost	Cost / Unit	Cost / Area
Place: [PUTNAM] PUTNAM 135 [BUILDING] Area: 61,978 SqFt Billing Period: May 2019						
ELECTRIC	29,958.00 kWh	102,217 KBtu	1.649 KBtu/SqFt	\$4,260.12	\$0.142 /kWh	\$0.069 /SqFt
NATURALGAS	16.00 CCF	1,648 KBtu	0.027 KBtu/SqFt	\$271.66	\$16.979 /CCF	\$0.004 /SqFt
SEWER	152.00 CCF			\$531.53	\$3.497 /CCF	\$0.008 /SqFt
WATER	506.00 CCF			\$2,335.23	\$4.615 /CCF	\$0.038 /SqFt
Totals:		103,865 KBtu	1.676 KBtu/SqFt	\$7,398.54		

Energy

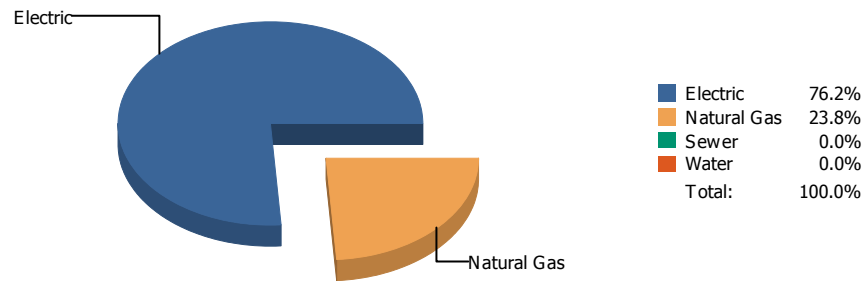


Cost

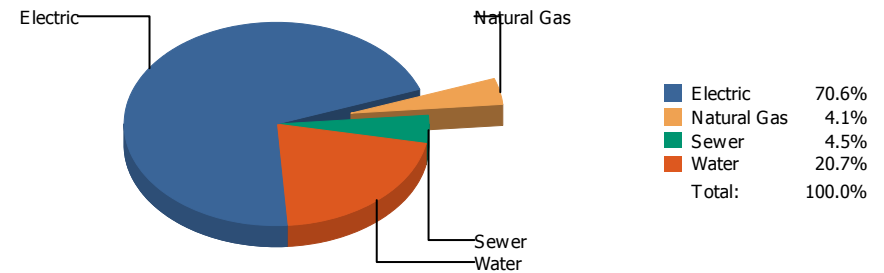


Commodity	Common Use	Energy Use	Energy Use / Area	Total Cost	Cost / Unit	Cost / Area
Place: [RICHARDS] RICHARDSON [BUILDING]						
Area: 115,872 SqFt						
Billing Period: May 2019						
ELECTRIC	79,800.00 kWh	272,278 KBtu	2.350 KBtu/SqFt	\$10,441.20	\$0.131 /kWh	\$0.090 /SqFt
NATURALGAS	963.00 CCF	99,189 KBtu	0.856 KBtu/SqFt	\$458.35	\$0.476 /CCF	\$0.004 /SqFt
SEWER	140.00 CCF			\$511.07	\$3.651 /CCF	\$0.004 /SqFt
WATER	1,484.00 CCF			\$10,266.48	\$6.918 /CCF	\$0.088 /SqFt
Totals:		371,467 KBtu	3.206 KBtu/SqFt	\$21,677.10		

Energy

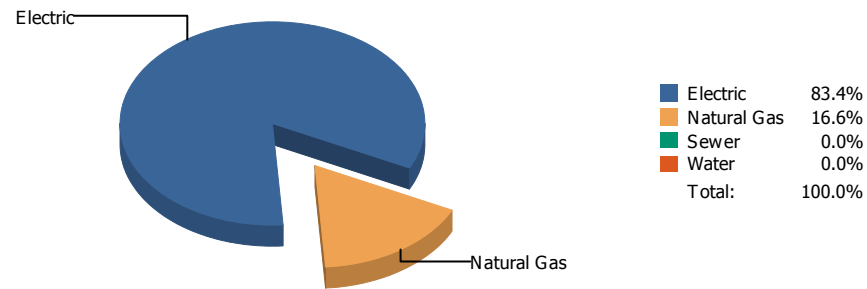


Cost

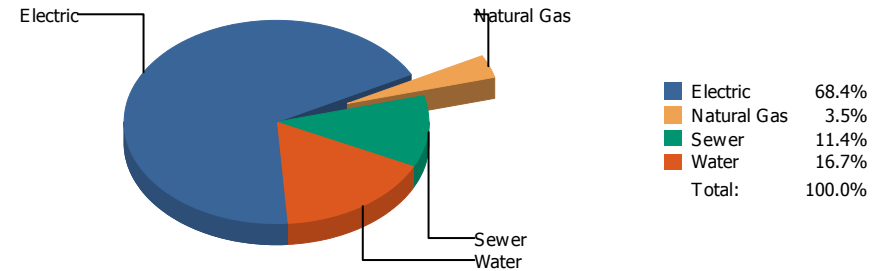


Commodity	Common Use	Energy Use	Energy Use / Area	Total Cost	Cost / Unit	Cost / Area
Place: [RIVERA] RIVERA 156 [BUILDING]						
Area: 77,562 SqFt						
Billing Period: May 2019						
ELECTRIC	53,354.00 kWh	182,044 KBtu	2.347 KBtu/SqFt	\$7,829.92	\$0.147 /kWh	\$0.101 /SqFt
NATURALGAS	553.00 CCF	56,959 KBtu	0.734 KBtu/SqFt	\$457.48	\$0.827 /CCF	\$0.006 /SqFt
SEWER	87.00 CCF			\$502.62	\$5.777 /CCF	\$0.006 /SqFt
WATER	447.00 CCF			\$2,294.93	\$5.134 /CCF	\$0.029 /SqFt
Totals:		239,003 KBtu	3.081 KBtu/SqFt	\$11,084.95		

Energy

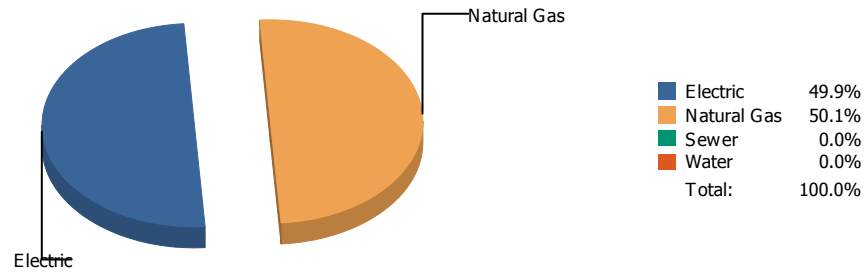


Cost

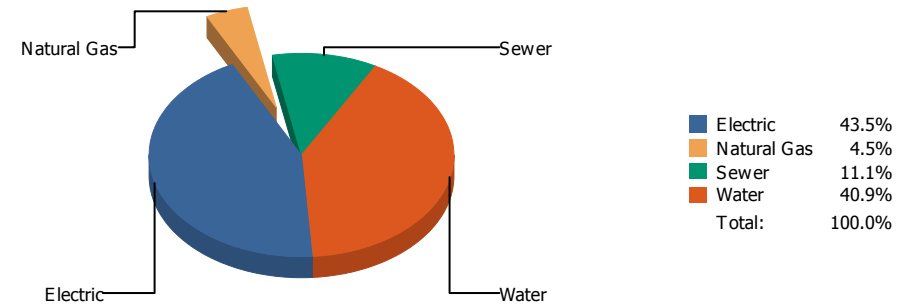


Commodity	Common Use	Energy Use	Energy Use / Area	Total Cost	Cost / Unit	Cost / Area
Place: [ROBERTS] ROBERTS 136 [BUILDING] Area: 81,457 SqFt Billing Period: May 2019						
ELECTRIC	35,240.00 kWh	120,239 KBtu	1.476 KBtu/SqFt	\$4,258.42	\$0.121 /kWh	\$0.052 /SqFt
NATURALGAS	233.00 CCF	23,999 KBtu	0.295 KBtu/SqFt	\$215.75	\$0.926 /CCF	\$0.003 /SqFt
SEWER	236.00 CCF			\$708.83	\$3.004 /CCF	\$0.009 /SqFt
WATER	339.00 CCF			\$1,039.20	\$3.065 /CCF	\$0.013 /SqFt
Totals:		144,238 KBtu	1.771 KBtu/SqFt	\$6,222.20		

Energy

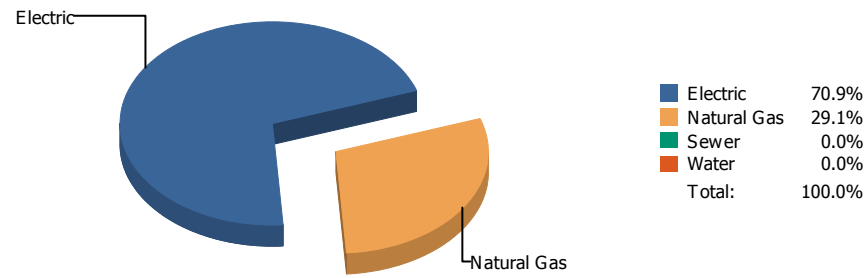


Cost

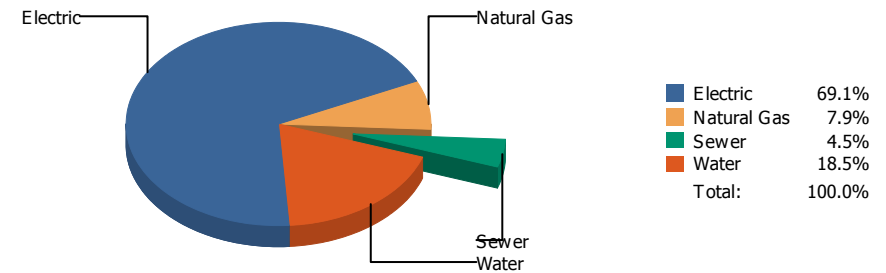


Commodity	Common Use	Energy Use	Energy Use / Area	Total Cost	Cost / Unit	Cost / Area
Place: [ROSS] ROSS 042 [BUILDING] Area: 131,497 SqFt Billing Period: May 2019						
ELECTRIC	45,816.00 kWh	156,324 KBtu	1.189 KBtu/SqFt	\$6,342.43	\$0.138 /kWh	\$0.048 /SqFt
NATURALGAS	1,523.00 CCF	156,869 KBtu	1.193 KBtu/SqFt	\$651.69	\$0.428 /CCF	\$0.005 /SqFt
SEWER	679.00 CCF			\$1,621.41	\$2.388 /CCF	\$0.012 /SqFt
WATER	1,736.00 CCF			\$5,970.50	\$3.439 /CCF	\$0.045 /SqFt
Totals:		313,193 KBtu	2.382 KBtu/SqFt	\$14,586.03		

Energy

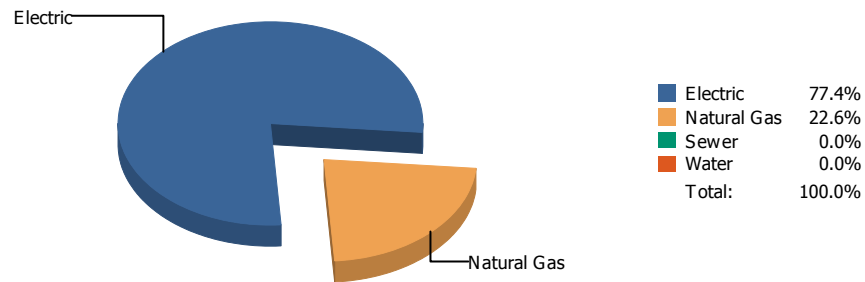


Cost

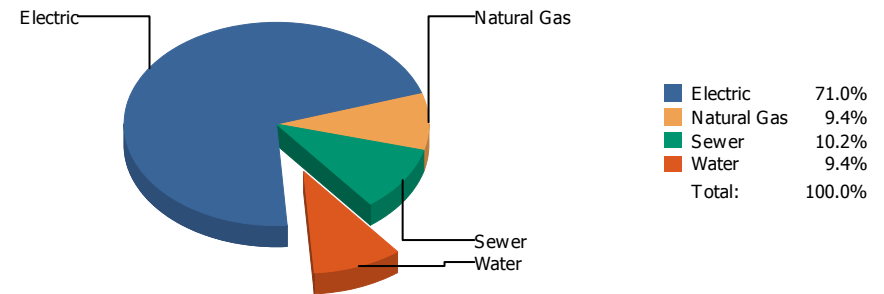


Commodity	Common Use	Energy Use	Energy Use / Area	Total Cost	Cost / Unit	Cost / Area
Place: [RUSK] RUSK 138 [BUILDING] Area: 67,240 SqFt Billing Period: May 2019						
ELECTRIC	25,728.00 kWh	87,784 KBtu	1.306 KBtu/SqFt	\$3,379.67	\$0.131 /kWh	\$0.050 /SqFt
NATURALGAS	350.00 CCF	36,050 KBtu	0.536 KBtu/SqFt	\$387.95	\$1.108 /CCF	\$0.006 /SqFt
SEWER	9.00 CCF			\$220.00	\$24.444 /CCF	\$0.003 /SqFt
WATER	171.00 CCF			\$904.95	\$5.292 /CCF	\$0.013 /SqFt
Totals:		123,834 KBtu	1.842 KBtu/SqFt	\$4,892.57		

Energy

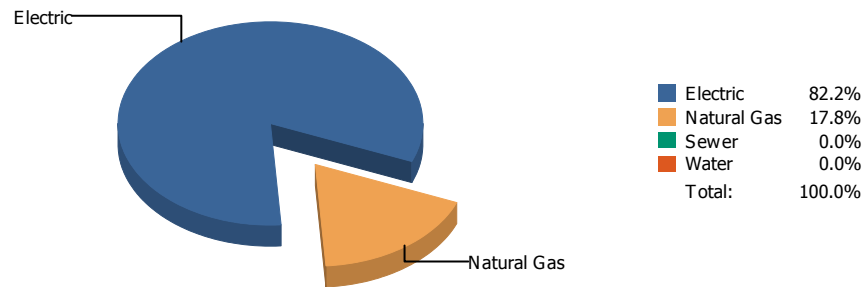


Cost

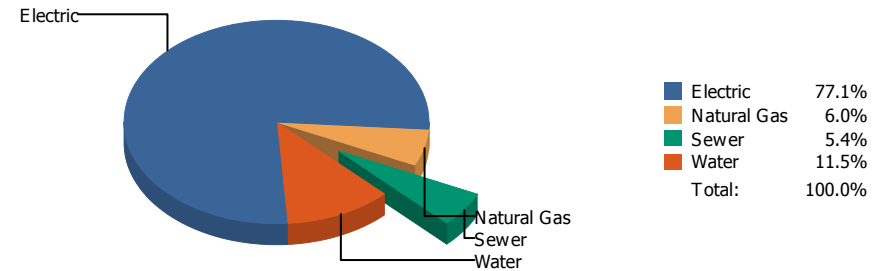


Commodity	Common Use	Energy Use	Energy Use / Area	Total Cost	Cost / Unit	Cost / Area
Place: [SAN JAC] SAN JACINTO 139 [BUILDING]						
Area: 29,589 SqFt						
Billing Period: May 2019						
ELECTRIC	6,500.00 kWh	22,178 KBtu	0.750 KBtu/SqFt	\$1,172.70	\$0.180 /kWh	\$0.040 /SqFt
NATURALGAS	63.00 CCF	6,489 KBtu	0.219 KBtu/SqFt	\$155.31	\$2.465 /CCF	\$0.005 /SqFt
SEWER	33.00 CCF			\$168.71	\$5.112 /CCF	\$0.006 /SqFt
WATER	19.00 CCF			\$154.89	\$8.152 /CCF	\$0.005 /SqFt
Totals:		28,667 KBtu	0.969 KBtu/SqFt	\$1,651.61		

Energy

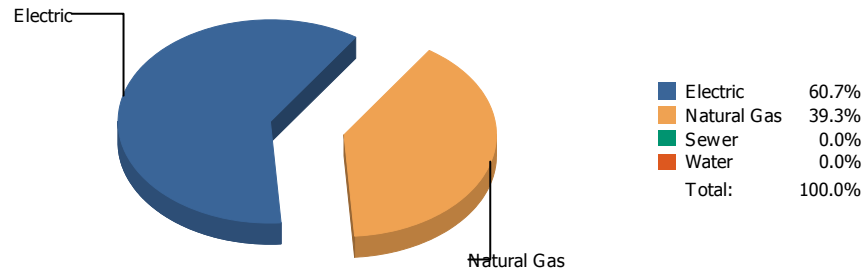


Cost

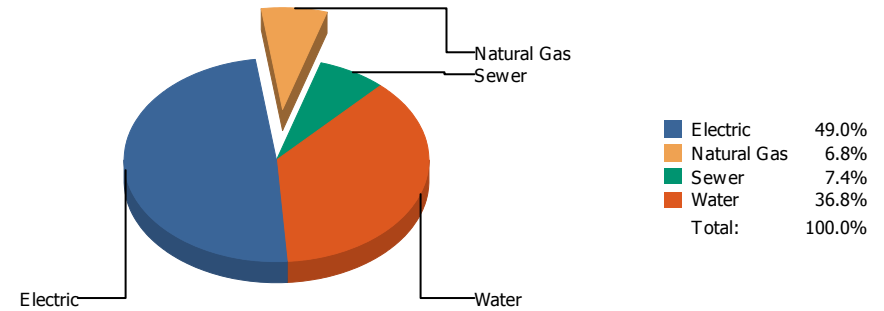


Commodity	Common Use	Energy Use	Energy Use / Area	Total Cost	Cost / Unit	Cost / Area
Place: [SCHUSTER] SCHUSTER 140 [BUILDING]						
Area: 34,371 SqFt						
Billing Period: May 2019						
ELECTRIC	16,961.00 kWh	57,871 KBtu	1.684 KBtu/SqFt	\$2,254.35	\$0.133 /kWh	\$0.066 /SqFt
NATURALGAS	122.00 CCF	12,566 KBtu	0.366 KBtu/SqFt	\$175.50	\$1.439 /CCF	\$0.005 /SqFt
SEWER	28.00 CCF			\$158.41	\$5.658 /CCF	\$0.005 /SqFt
WATER	90.00 CCF			\$335.42	\$3.727 /CCF	\$0.010 /SqFt
Totals:		70,437 KBtu	2.049 KBtu/SqFt	\$2,923.68		

Energy

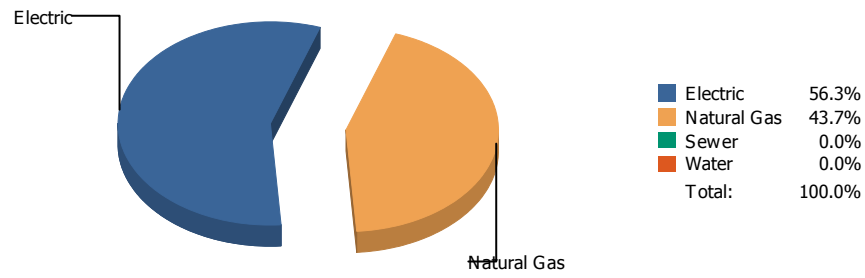


Cost

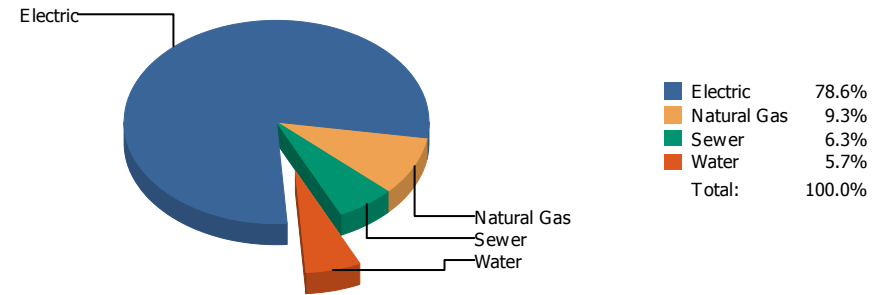


Commodity	Common Use	Energy Use	Energy Use / Area	Total Cost	Cost / Unit	Cost / Area
Place: [STANTON] STANTON 141 [BUILDING] Area: 75,957 SqFt Billing Period: May 2019						
ELECTRIC	21,084.00 kWh	71,939 KBtu	0.947 KBtu/SqFt	\$3,051.08	\$0.145 /kWh	\$0.040 /SqFt
NATURALGAS	453.00 CCF	46,659 KBtu	0.614 KBtu/SqFt	\$423.76	\$0.935 /CCF	\$0.006 /SqFt
SEWER	136.00 CCF			\$460.95	\$3.389 /CCF	\$0.006 /SqFt
WATER	483.00 CCF			\$2,295.42	\$4.752 /CCF	\$0.030 /SqFt
Totals:		118,598 KBtu	1.561 KBtu/SqFt	\$6,231.21		

Energy

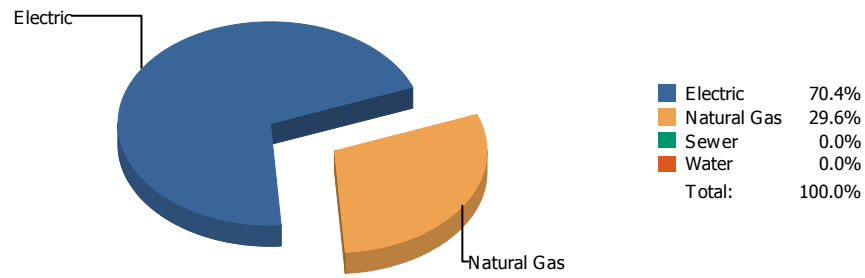


Cost

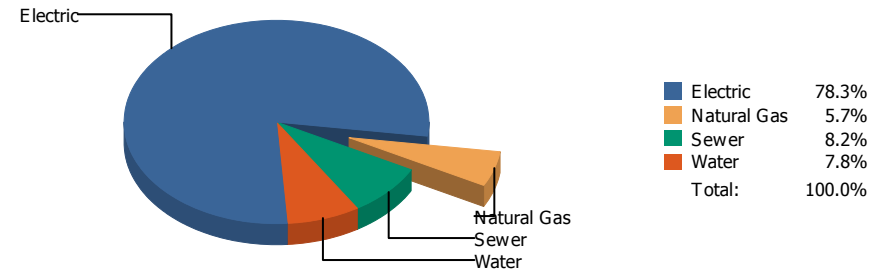


Commodity	Common Use	Energy Use	Energy Use / Area	Total Cost	Cost / Unit	Cost / Area
Place: [SUNSET HIGH_1] SUNSET HIGH SCHOOL [BUILDING]						
Area: 33,263 SqFt						
Billing Period: May 2019						
ELECTRIC	21,800.00 kWh	74,382 KBtu	2.236 KBtu/SqFt	\$2,765.91	\$0.127 /kWh	\$0.083 /SqFt
NATURALGAS	561.00 CCF	57,783 KBtu	1.737 KBtu/SqFt	\$326.90	\$0.583 /CCF	\$0.010 /SqFt
SEWER	59.00 CCF			\$222.27	\$3.767 /CCF	\$0.007 /SqFt
WATER	40.00 CCF			\$201.93	\$5.048 /CCF	\$0.006 /SqFt
Totals:		132,165 KBtu	3.973 KBtu/SqFt	\$3,517.01		

Energy



Cost



Commodity	Common Use	Energy Use	Energy Use / Area	Total Cost	Cost / Unit	Cost / Area
Place: [TELLES] R. TELLES ACADEMY 027 [BUILDING]						
Area: 38,000 SqFt						
Billing Period: May 2019						
ELECTRIC	38,000.00 kWh	129,656 KBtu	3.412 KBtu/SqFt	\$4,438.32	\$0.117 /kWh	\$0.117 /SqFt
NATURALGAS	530.00 CCF	54,590 KBtu	1.437 KBtu/SqFt	\$320.54	\$0.605 /CCF	\$0.008 /SqFt
SEWER	119.00 CCF			\$467.81	\$3.931 /CCF	\$0.012 /SqFt
WATER	83.00 CCF			\$444.43	\$5.355 /CCF	\$0.012 /SqFt
Totals:		184,246 KBtu	4.849 KBtu/SqFt	\$5,671.10		

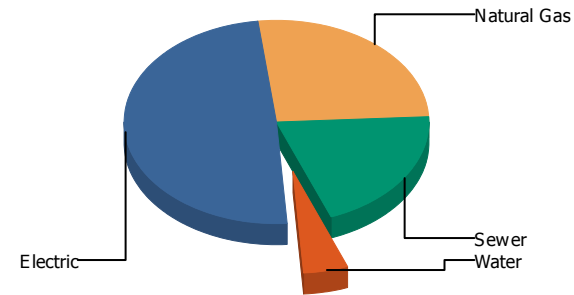
Energy

Electric



Electric	100.0%
Natural Gas	0.0%
Sewer	0.0%
Water	0.0%
Total:	100.0%

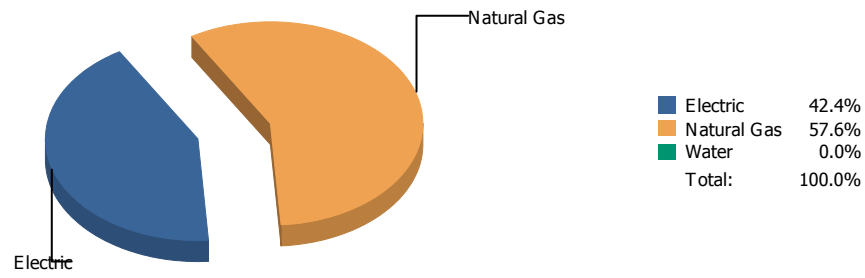
Cost



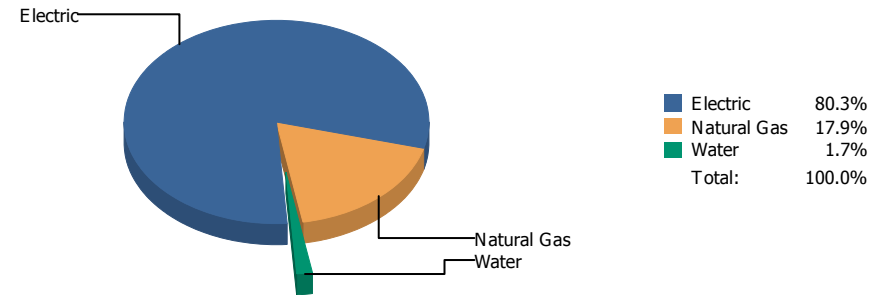
Electric	49.2%
Natural Gas	26.2%
Sewer	19.9%
Water	4.7%
Total:	100.0%

Commodity	Common Use	Energy Use	Energy Use / Area	Total Cost	Cost / Unit	Cost / Area
Place: [TENNISCENTER_2] TENNIS CENTER 000 [BUILDING]						
Area: 3,867 SqFt						
Billing Period: May 2019						
ELECTRIC	153.00 kWh	522 KBtu	0.135 KBtu/SqFt	\$249.44	\$1.630 /kWh	\$0.064 /SqFt
NATURALGAS	0.00 CCF	0 KBtu	0.000 KBtu/SqFt	\$133.05	\$0.000 /CCF	\$0.034 /SqFt
SEWER	0.00 CCF			\$100.73	\$0.000 /CCF	\$0.026 /SqFt
WATER	0.00 CCF			\$23.97	\$0.000 /CCF	\$0.006 /SqFt
Totals:		522 KBtu	0.135 KBtu/SqFt	\$507.19		

Energy

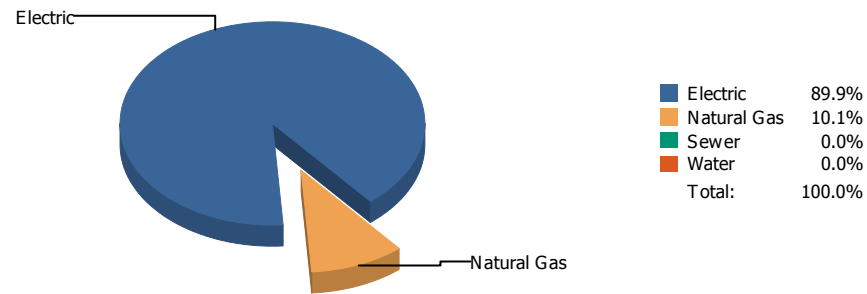


Cost

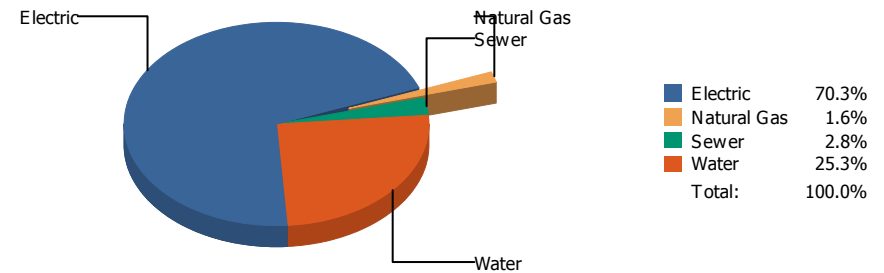


Commodity	Common Use	Energy Use	Energy Use / Area	Total Cost	Cost / Unit	Cost / Area
Place: [TERRACE] TERRACE HILLS 048 [BUILDING] Area: 138,021 SqFt Billing Period: May 2019						
ELECTRIC	20,250.00 kWh	69,093 KBtu	0.501 KBtu/SqFt	\$2,605.07	\$0.129 /kWh	\$0.019 /SqFt
NATURALGAS	911.00 CCF	93,833 KBtu	0.680 KBtu/SqFt	\$580.76	\$0.637 /CCF	\$0.004 /SqFt
WATER	0.00 CCF			\$56.66	\$0.000 /CCF	\$0.000 /SqFt
Totals:		162,926 KBtu	1.180 KBtu/SqFt	\$3,242.49		

Energy

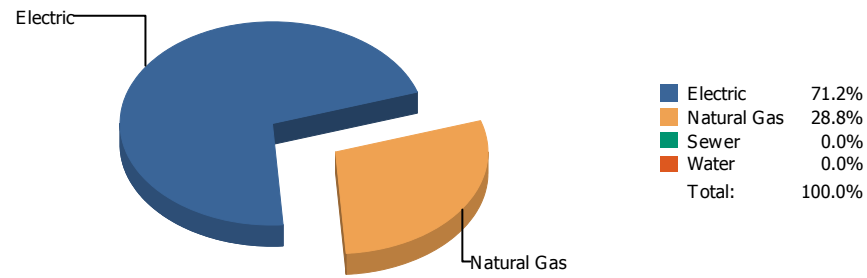


Cost

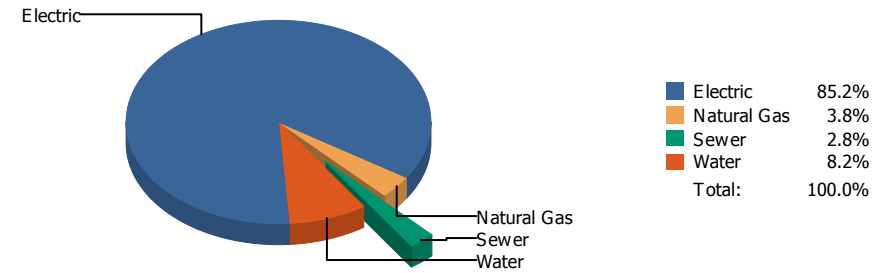


Commodity	Common Use	Energy Use	Energy Use / Area	Total Cost	Cost / Unit	Cost / Area
Place: [TIPPENELEMENTARY] TIPPIN ELEMENTARY 168 [BUILDING]						
Area: 88,360 SqFt						
Billing Period: May 2019						
ELECTRIC	88,920.00 kWh	303,395 KBtu	3.434 KBtu/SqFt	\$10,695.96	\$0.120 /kWh	\$0.121 /SqFt
NATURALGAS	330.00 CCF	33,990 KBtu	0.385 KBtu/SqFt	\$250.22	\$0.758 /CCF	\$0.003 /SqFt
SEWER	96.00 CCF			\$420.43	\$4.379 /CCF	\$0.005 /SqFt
WATER	620.00 CCF			\$3,851.22	\$6.212 /CCF	\$0.043 /SqFt
Totals:		337,385 KBtu	3.818 KBtu/SqFt	\$15,217.83		

Energy

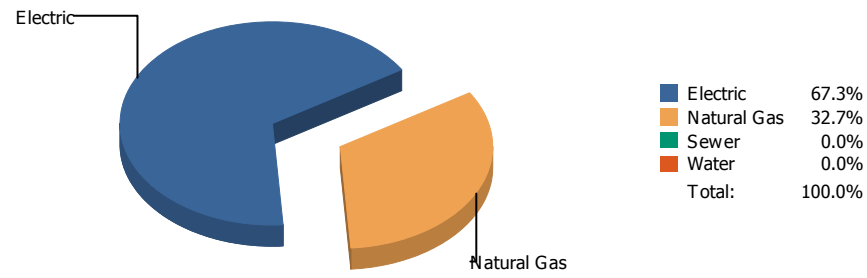


Cost

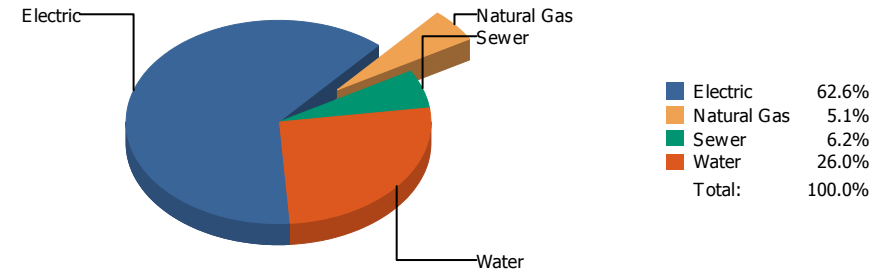


Commodity	Common Use	Energy Use	Energy Use / Area	Total Cost	Cost / Unit	Cost / Area
Place: [TOMLEA_2] TOM LEA 178 [BUILDING]						
Area: 88,828 SqFt						
Billing Period: May 2019						
ELECTRIC	87,040.00 kWh	296,980 KBtu	3.343 KBtu/SqFt	\$11,908.59	\$0.137 /kWh	\$0.134 /SqFt
NATURALGAS	1,167.00 CCF	120,201 KBtu	1.353 KBtu/SqFt	\$524.97	\$0.450 /CCF	\$0.006 /SqFt
SEWER	81.00 CCF			\$389.53	\$4.809 /CCF	\$0.004 /SqFt
WATER	260.00 CCF			\$1,149.72	\$4.422 /CCF	\$0.013 /SqFt
Totals:		417,181 KBtu	4.697 KBtu/SqFt	\$13,972.81		

Energy

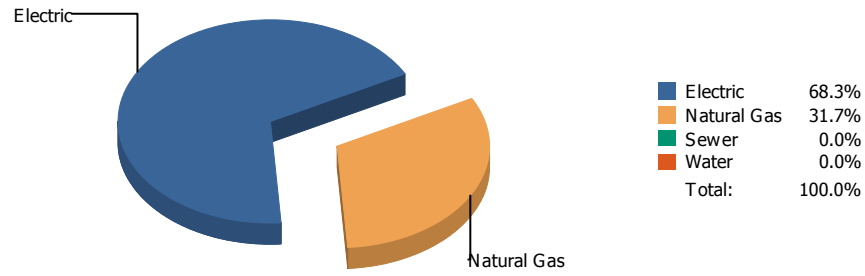


Cost

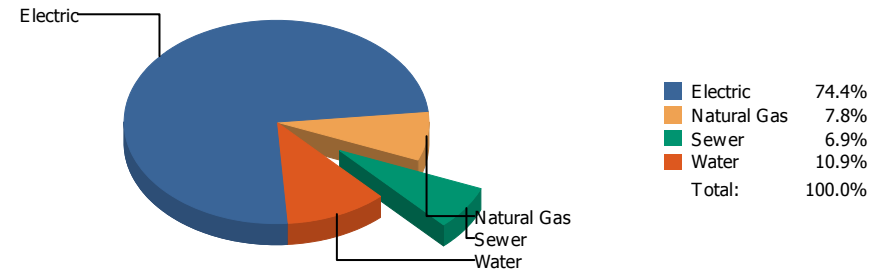


Commodity	Common Use	Energy Use	Energy Use / Area	Total Cost	Cost / Unit	Cost / Area
Place: [TRAVIS] TRAVIS 143 [BUILDING] Area: 78,925 SqFt Billing Period: May 2019						
ELECTRIC	28,320.00 kWh	96,628 KBtu	1.224 KBtu/SqFt	\$3,563.31	\$0.126 /kWh	\$0.045 /SqFt
NATURALGAS	456.00 CCF	46,968 KBtu	0.595 KBtu/SqFt	\$291.79	\$0.640 /CCF	\$0.004 /SqFt
SEWER	84.00 CCF			\$353.83	\$4.212 /CCF	\$0.004 /SqFt
WATER	334.00 CCF			\$1,482.43	\$4.438 /CCF	\$0.019 /SqFt
Totals:		143,596 KBtu	1.819 KBtu/SqFt	\$5,691.36		

Energy

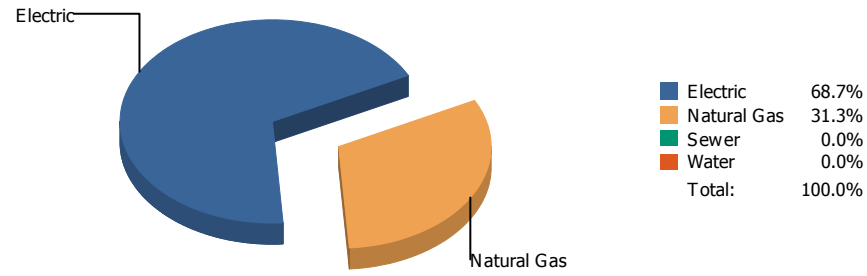


Cost

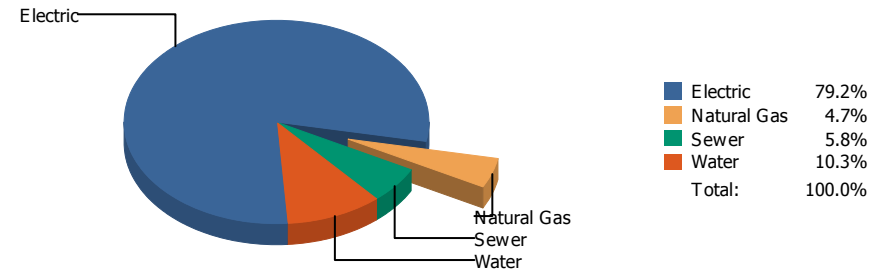


Commodity	Common Use	Energy Use	Energy Use / Area	Total Cost	Cost / Unit	Cost / Area
Place: [VILAS] VILAS 144 [BUILDING] Area: 66,992 SqFt Billing Period: May 2019						
ELECTRIC	42,462.00 kWh	144,880 KBtu	2.163 KBtu/SqFt	\$5,982.83	\$0.141 /kWh	\$0.089 /SqFt
NATURALGAS	652.00 CCF	67,156 KBtu	1.002 KBtu/SqFt	\$624.43	\$0.958 /CCF	\$0.009 /SqFt
SEWER	75.00 CCF			\$557.42	\$7.432 /CCF	\$0.008 /SqFt
WATER	166.00 CCF			\$879.49	\$5.298 /CCF	\$0.013 /SqFt
Totals:		212,036 KBtu	3.165 KBtu/SqFt	\$8,044.17		

Energy

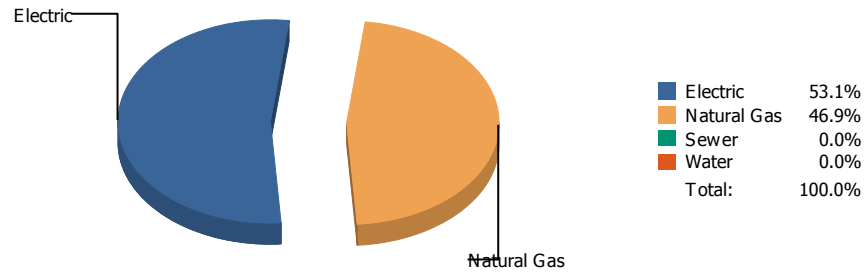


Cost

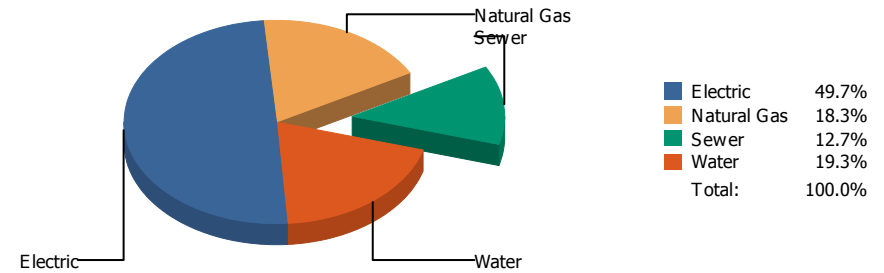


Commodity	Common Use	Energy Use	Energy Use / Area	Total Cost	Cost / Unit	Cost / Area
Place: [W HILLS] WESTERN HILLS 146 [BUILDING] Area: 77,753 SqFt Billing Period: May 2019						
ELECTRIC	45,840.00 kWh	156,406 KBtu	2.012 KBtu/SqFt	\$6,227.32	\$0.136 /kWh	\$0.080 /SqFt
NATURALGAS	693.00 CCF	71,379 KBtu	0.918 KBtu/SqFt	\$370.15	\$0.534 /CCF	\$0.005 /SqFt
SEWER	54.00 CCF			\$454.20	\$8.411 /CCF	\$0.006 /SqFt
WATER	206.00 CCF			\$808.02	\$3.922 /CCF	\$0.010 /SqFt
Totals:		227,785 KBtu	2.930 KBtu/SqFt	\$7,859.69		

Energy



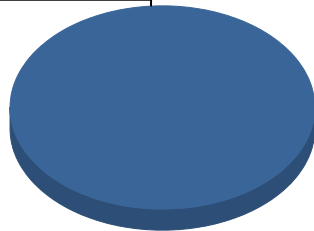
Cost



Commodity	Common Use	Energy Use	Energy Use / Area	Total Cost	Cost / Unit	Cost / Area
Place: [WAINWRIG] WAINWRIGHT 145 [BUILDING] Area: 38,227 SqFt Billing Period: May 2019						
ELECTRIC	8,942.00 kWh	30,510 KBtu	0.798 KBtu/SqFt	\$969.01	\$0.108 /kWh	\$0.025 /SqFt
NATURALGAS	262.00 CCF	26,986 KBtu	0.706 KBtu/SqFt	\$357.28	\$1.364 /CCF	\$0.009 /SqFt
SEWER	22.00 CCF			\$246.78	\$11.217 /CCF	\$0.006 /SqFt
WATER	68.00 CCF			\$376.98	\$5.544 /CCF	\$0.010 /SqFt
Totals:		57,496 KBtu	1.504 KBtu/SqFt	\$1,950.05		

Energy

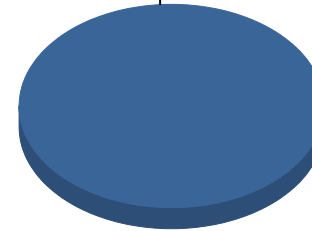
Electric



■ Electric 100.0%
Total: 100.0%

Cost

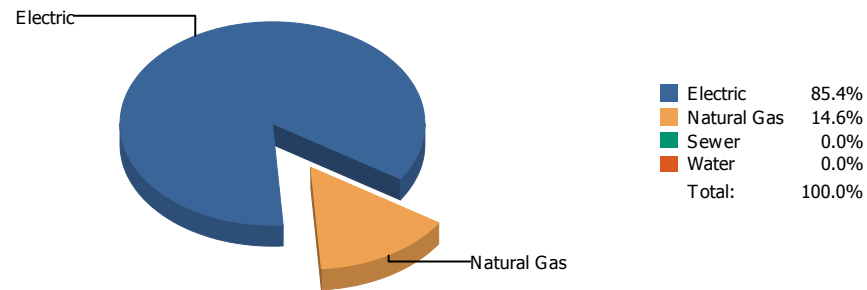
Electric



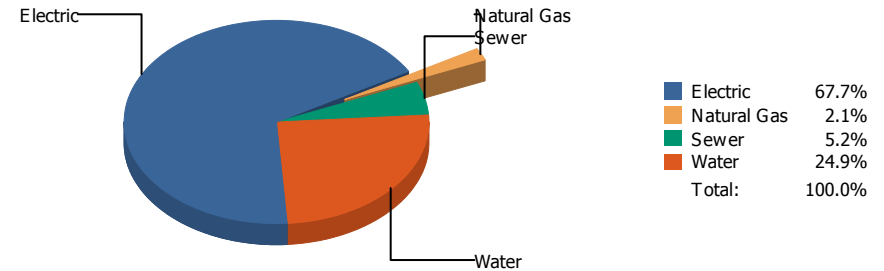
■ Electric 100.0%
Total: 100.0%

Commodity	Common Use	Energy Use	Energy Use / Area	Total Cost	Cost / Unit	Cost / Area
Place: [WESTSIDE] WESTSIDE TRANSPORTATION 951 [BUILDING]						
Area: 4,040 SqFt						
Billing Period: May 2019						
ELECTRIC	2,165.00 kWh	7,387 KBtu	1.828 KBtu/SqFt	\$287.15	\$0.133 /kWh	\$0.071 /SqFt
Totals:		7,387 KBtu	1.828 KBtu/SqFt	\$287.15		

Energy

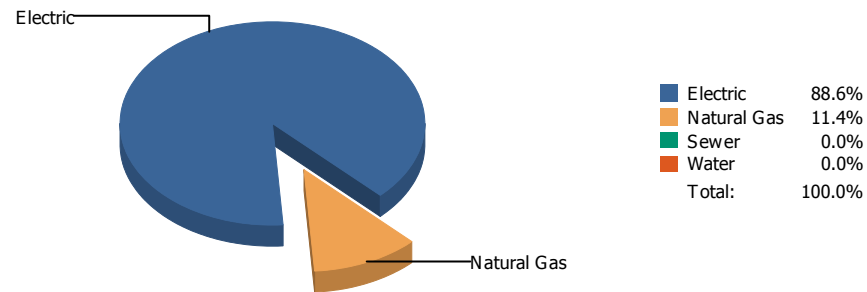


Cost

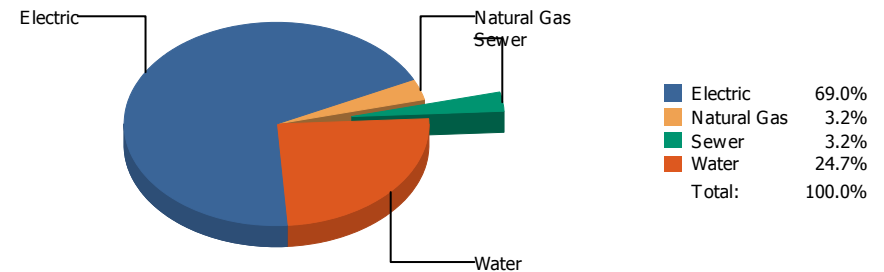


Commodity	Common Use	Energy Use	Energy Use / Area	Total Cost	Cost / Unit	Cost / Area
Place: [WHITAKER] WHITAKER 153 [BUILDING]						
Area: 89,458 SqFt						
Billing Period: May 2019						
ELECTRIC	88,320.00 kWh	301,348 KBtu	3.369 KBtu/SqFt	\$9,816.99	\$0.111 /kWh	\$0.110 /SqFt
NATURALGAS	500.00 CCF	51,500 KBtu	0.576 KBtu/SqFt	\$307.13	\$0.614 /CCF	\$0.003 /SqFt
SEWER	211.00 CCF			\$758.06	\$3.593 /CCF	\$0.008 /SqFt
WATER	1,096.00 CCF			\$3,610.79	\$3.295 /CCF	\$0.040 /SqFt
Totals:		352,848 KBtu	3.944 KBtu/SqFt	\$14,492.97		

Energy

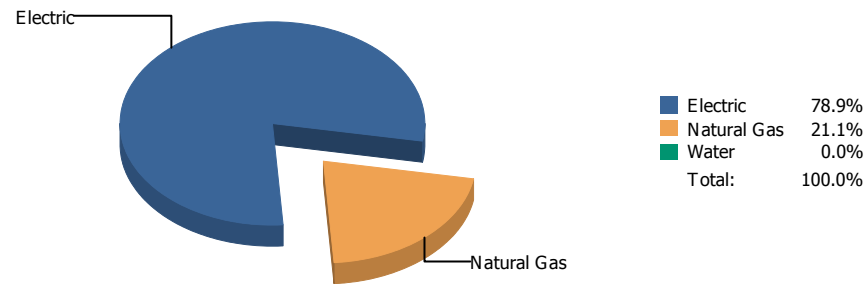


Cost

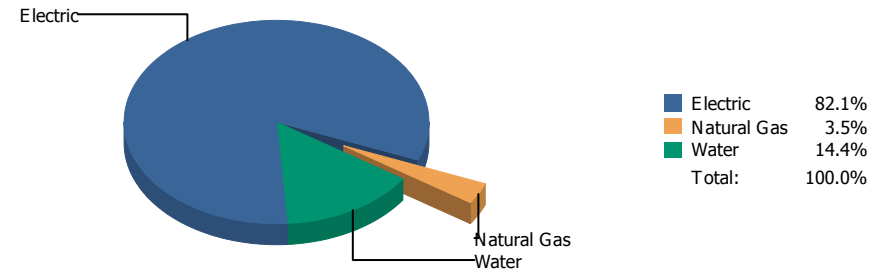


Commodity	Common Use	Energy Use	Energy Use / Area	Total Cost	Cost / Unit	Cost / Area
Place: [WHITE] ZACH WHITE ELEMENTARY NEW-1997 [BUILDING]						
Area: 92,458 SqFt						
Billing Period: May 2019						
ELECTRIC	71,700.00 kWh	244,640 KBtu	2.646 KBtu/SqFt	\$8,079.88	\$0.113 /kWh	\$0.087 /SqFt
NATURALGAS	305.00 CCF	31,415 KBtu	0.340 KBtu/SqFt	\$374.49	\$1.228 /CCF	\$0.004 /SqFt
SEWER	82.00 CCF			\$370.38	\$4.517 /CCF	\$0.004 /SqFt
WATER	647.00 CCF			\$2,888.94	\$4.465 /CCF	\$0.031 /SqFt
Totals:		276,055 KBtu	2.986 KBtu/SqFt	\$11,713.69		

Energy



Cost



Commodity	Common Use	Energy Use	Energy Use / Area	Total Cost	Cost / Unit	Cost / Area
Place: [WIGGS] WIGGS 052 [BUILDING] Area: 110,689 SqFt Billing Period: May 2019						
ELECTRIC	53,200.00 kWh	181,518 KBtu	1.640 KBtu/SqFt	\$7,050.32	\$0.133 /kWh	\$0.064 /SqFt
NATURALGAS	472.00 CCF	48,616 KBtu	0.439 KBtu/SqFt	\$297.37	\$0.630 /CCF	\$0.003 /SqFt
WATER	318.00 CCF			\$1,237.89	\$3.893 /CCF	\$0.011 /SqFt
Totals:		230,134 KBtu	2.079 KBtu/SqFt	\$8,585.58		

Energy

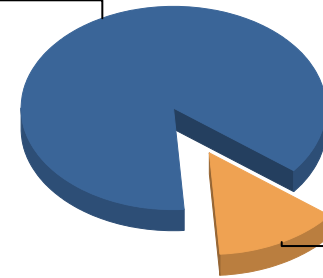
Electric



■ Electric 100.0%
 ■ Natural Gas 0.0%
 Total: 100.0%

Cost

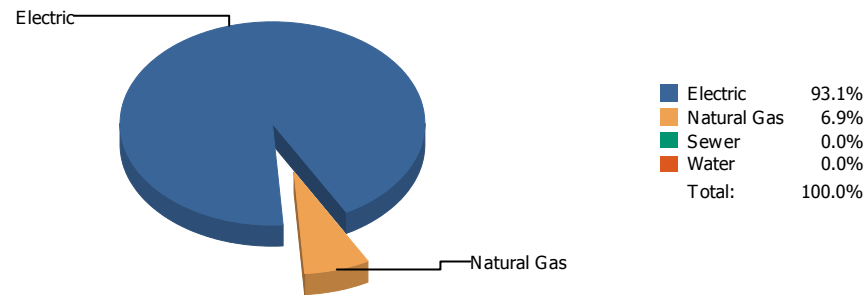
Electric



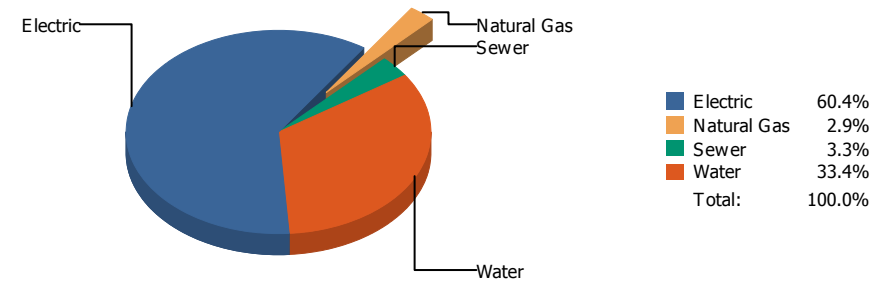
■ Electric 86.7%
 ■ Natural Gas 13.3%
 Total: 100.0%

Commodity	Common Use	Energy Use	Energy Use / Area	Total Cost	Cost / Unit	Cost / Area
Place: [ZANEGREYWAREHOUSE] ZANE GREY WAREHOUSE [BUILDING]						
Area: 0 SqFt						
Billing Period: May 2019						
ELECTRIC	901.00 kWh	3,074 KBtu		\$340.61	\$0.378 /kWh	
NATURALGAS	0.00 CCF	0 KBtu		\$52.47	\$0.000 /CCF	
Totals:		3,074 KBtu		\$393.08		

Energy



Cost



Commodity	Common Use	Energy Use	Energy Use / Area	Total Cost	Cost / Unit	Cost / Area
Place: [ZAVALA] ZAVALA 148 [BUILDING]						
Area: 53,356 SqFt						
Billing Period: May 2019						
ELECTRIC	27,500.00 kWh	93,830 KBtu	1.759 KBtu/SqFt	\$3,246.13	\$0.118 /kWh	\$0.061 /SqFt
NATURALGAS	68.00 CCF	7,004 KBtu	0.131 KBtu/SqFt	\$157.20	\$2.312 /CCF	\$0.003 /SqFt
SEWER	37.00 CCF			\$176.95	\$4.782 /CCF	\$0.003 /SqFt
WATER	277.00 CCF			\$1,791.64	\$6.468 /CCF	\$0.034 /SqFt
Totals:		100,834 KBtu	1.890 KBtu/SqFt	\$5,371.92		

Energy

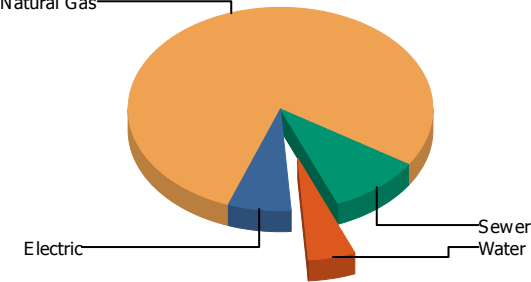
Electric



Electric	100.0%
Natural Gas	0.0%
Sewer	0.0%
Water	0.0%
Total:	100.0%

Cost

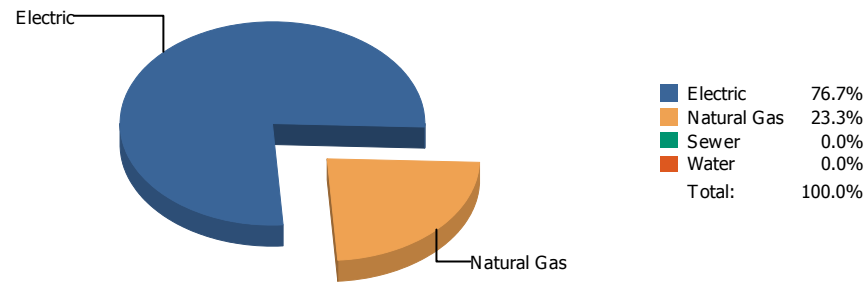
Natural Gas



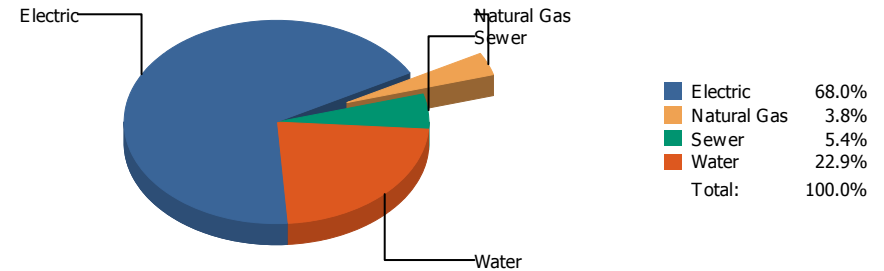
Electric	6.6%
Natural Gas	78.7%
Sewer	9.7%
Water	5.1%
Total:	100.0%

Commodity	Common Use	Energy Use	Energy Use / Area	Total Cost	Cost / Unit	Cost / Area
Place: [ZUNI] ZUNI COTTAGES 952 [BUILDING] Area: 3,505 SqFt Billing Period: May 2019						
ELECTRIC	12.00 kWh	41 KBtu	0.012 KBtu/SqFt	\$22.36	\$1.863 /kWh	\$0.006 /SqFt
NATURALGAS	0.00 CCF	0 KBtu	0.000 KBtu/SqFt	\$266.10	\$0.000 /CCF	\$0.076 /SqFt
SEWER	0.00 CCF			\$32.70	\$0.000 /CCF	\$0.009 /SqFt
WATER	0.00 CCF			\$17.14	\$0.000 /CCF	\$0.005 /SqFt
Totals:		41 KBtu	0.012 KBtu/SqFt	\$338.30		

Energy



Cost



Commodity	Common Use	Energy Use	Energy Use / Area	Total Cost	Cost / Unit	Cost / Area
Place Summary Report						
Area: 10,738,664 SqFt						
Billing Period: May 2019						
ELECTRIC	6,074,972.00 kWh	20,727,804 KBtu	1.930 KBtu/SqFt	\$795,458.72	\$0.131 /kWh	\$0.074 /SqFt
NATURALGAS	61,038.00 CCF	6,286,914 KBtu	0.585 KBtu/SqFt	\$43,904.86	\$0.719 /CCF	\$0.004 /SqFt
SEWER	16,948.00 CCF			\$62,639.89	\$3.696 /CCF	\$0.006 /SqFt
WATER	61,817.00 CCF			\$268,016.76	\$4.336 /CCF	\$0.025 /SqFt
Totals:		27,014,718 KBtu	2.515 KBtu/SqFt	\$1,170,020.23		

* Please note per area calculations only include buildings with a floor area greater than 0.

Requested by: eagarci2

Client version:

Report version: 9

Filters: Meters in Building Name: Not one of ZACH WHITE MODULAR SCHOOL 147;START SCHOOL EARLY 1 DAY VALUE;STADIUM RATE CHANGES;SKY PARK
IB1;SKY PARK I 200;SKY PARK;ROOSEVELT 137;REMCON COTTAGES;PARKDALE COTTAGES 957;NORTHEAST BOOK DEPOSITORY 814;NEW
COMPUTERS SINCE JUNE 1990;Lighting;HERCULES COTTAGES 141A;Butterfield Trail Warehouse;BRANON COTTAGES 955;BLUE FLAME
BLDG.;BARCELONA COTTAGES;ALL REFUNDS AND REBATES; ; Bill is Void Equals 0; Account is Active Equals 1; Bill is from External Vendor Equals 1; ; Billing Period
Equals May 2019

Record count: 0