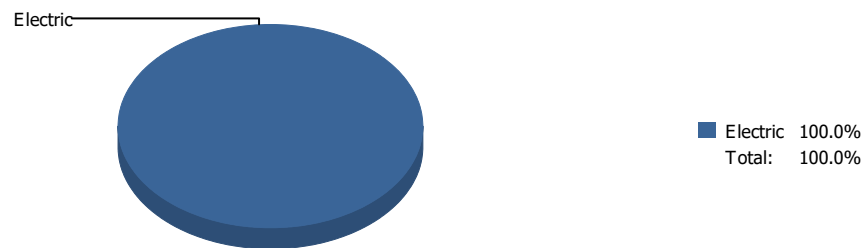
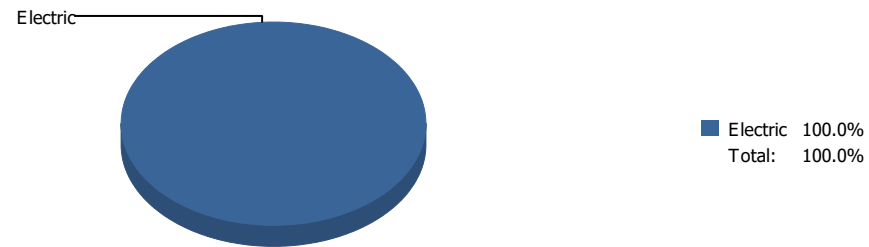


Energy



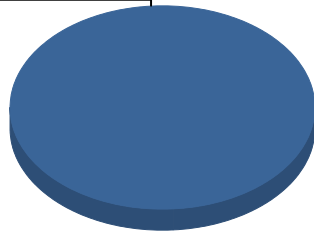
Cost



Commodity	Common Use	Energy Use	Energy Use / Area	Total Cost	Cost / Unit	Cost / Area
Place: [ALAMO] ALAMO 101 [BUILDING] Area: 58,978 SqFt Billing Period: Jun 2021						
ELECTRIC	2,600.00 kWh	8,871 KBtu	0.150 KBtu/SqFt	\$325.81	\$0.125 /kWh	\$0.006 /SqFt
Totals:		8,871 KBtu	0.150 KBtu/SqFt	\$325.81		

Energy

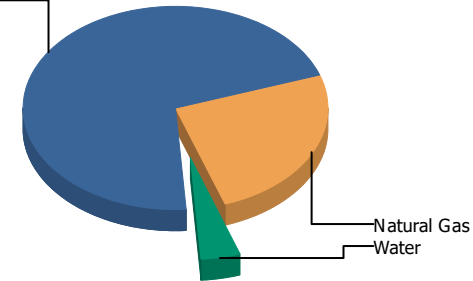
Electric



Electric	100.0%
Natural Gas	0.0%
Water	0.0%
Total:	100.0%

Cost

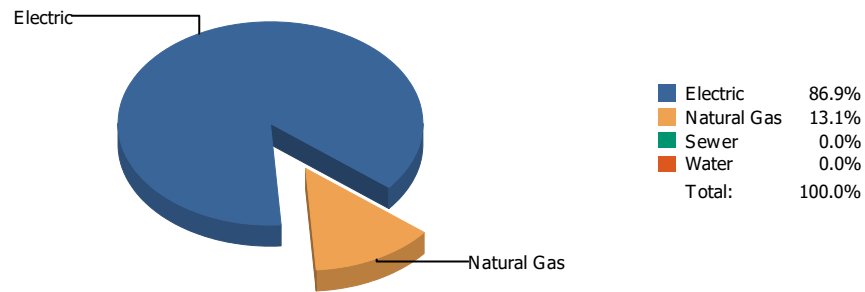
Electric



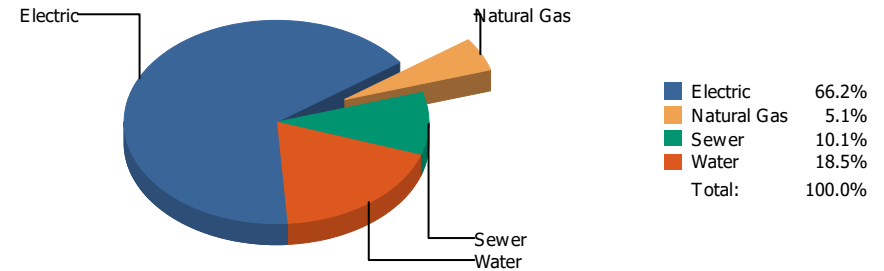
Electric	70.7%
Natural Gas	25.2%
Water	4.0%
Total:	100.0%

Commodity	Common Use	Energy Use	Energy Use / Area	Total Cost	Cost / Unit	Cost / Area
Place: [ALTA] ALTA VISTA 102 [BUILDING]						
Area: 68,463 SqFt						
Billing Period: Jun 2021						
ELECTRIC	4,650.00 kWh	15,866 KBtu	0.232 KBtu/SqFt	\$459.23	\$0.099 /kWh	\$0.007 /SqFt
NATURALGAS	0.00 CCF	0 KBtu	0.000 KBtu/SqFt	\$163.96	\$0.000 /CCF	\$0.002 /SqFt
WATER	0.00 CCF			\$26.25	\$0.000 /CCF	\$0.000 /SqFt
Totals:		15,866 KBtu	0.232 KBtu/SqFt	\$649.44		

Energy

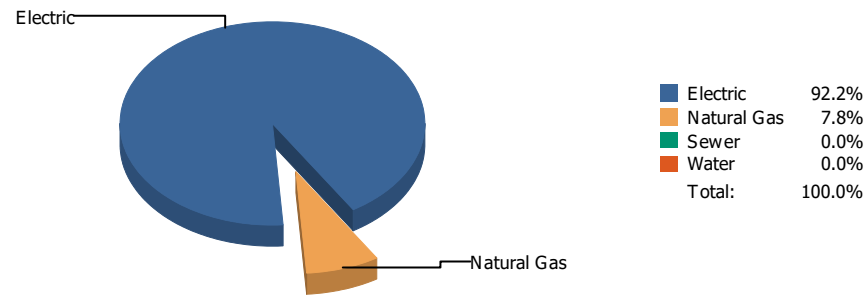


Cost

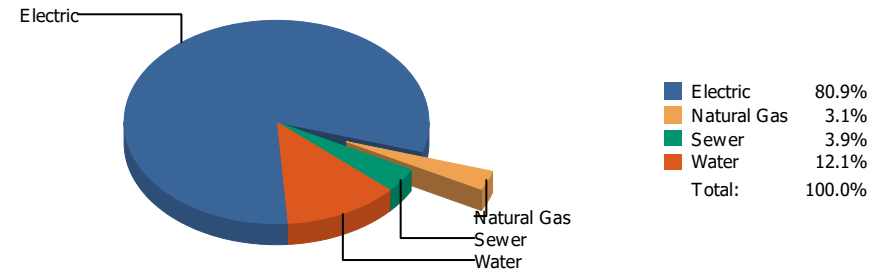


Commodity	Common Use	Energy Use	Energy Use / Area	Total Cost	Cost / Unit	Cost / Area
Place: [ADDRESS] ADDRESS 001 [BUILDING]						
Area: 266,968 SqFt						
Billing Period: Jun 2021						
ELECTRIC	148,565.00 kWh	506,904 KBtu	1.899 KBtu/SqFt	\$20,492.25	\$0.138 /kWh	\$0.076 /SqFt
NATURALGAS	740.00 CCF	76,220 KBtu	0.286 KBtu/SqFt	\$1,579.82	\$2.135 /CCF	\$0.006 /SqFt
SEWER	1,147.00 CCF			\$3,129.19	\$2.728 /CCF	\$0.012 /SqFt
WATER	1,992.00 CCF			\$5,735.57	\$2.879 /CCF	\$0.021 /SqFt
Totals:		583,124 KBtu	2.184 KBtu/SqFt	\$30,936.83		

Energy

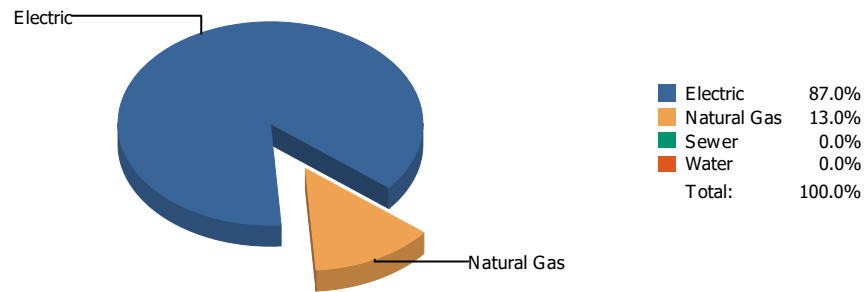


Cost

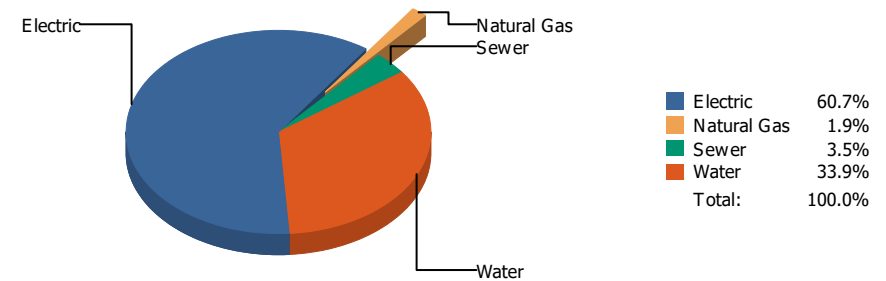


Commodity	Common Use	Energy Use	Energy Use / Area	Total Cost	Cost / Unit	Cost / Area
Place: [AOY] AOY 103 [BUILDING] Area: 105,486 SqFt Billing Period: Jun 2021						
ELECTRIC	69,908.00 kWh	238,526 KBtu	2.261 KBtu/SqFt	\$11,046.77	\$0.158 /kWh	\$0.105 /SqFt
NATURALGAS	195.00 CCF	20,085 KBtu	0.190 KBtu/SqFt	\$426.93	\$2.189 /CCF	\$0.004 /SqFt
SEWER	34.00 CCF			\$527.85	\$15.525 /CCF	\$0.005 /SqFt
WATER	237.00 CCF			\$1,657.16	\$6.992 /CCF	\$0.015 /SqFt
Totals:		258,611 KBtu	2.452 KBtu/SqFt	\$13,658.71		

Energy

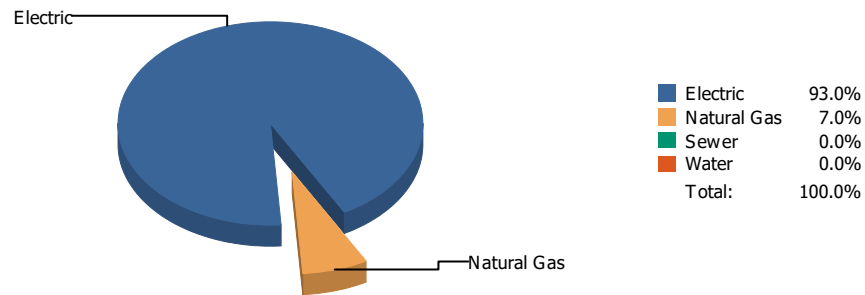


Cost

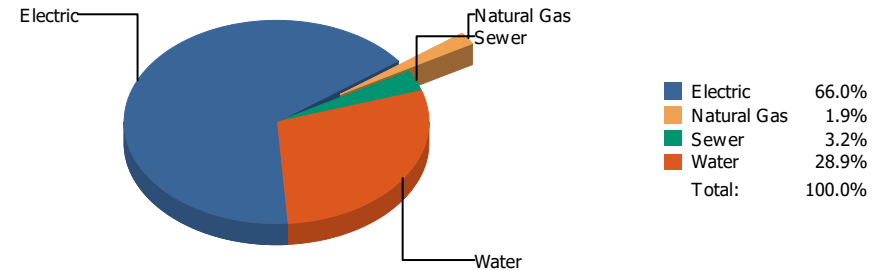


Commodity	Common Use	Energy Use	Energy Use / Area	Total Cost	Cost / Unit	Cost / Area
Place: [ARMENDARIZ_1] ARMENDARIZ MIDDLE SCHOOL [BUILDING]						
Area: 133,779 SqFt						
Billing Period: Jun 2021						
ELECTRIC	81,500.00 kWh	278,078 KBtu	2.079 KBtu/SqFt	\$11,938.59	\$0.146 /kWh	\$0.089 /SqFt
NATURALGAS	402.00 CCF	41,406 KBtu	0.310 KBtu/SqFt	\$371.19	\$0.923 /CCF	\$0.003 /SqFt
SEWER	144.00 CCF			\$684.11	\$4.751 /CCF	\$0.005 /SqFt
WATER	1,501.00 CCF			\$6,661.84	\$4.438 /CCF	\$0.050 /SqFt
Totals:		319,484 KBtu	2.388 KBtu/SqFt	\$19,655.73		

Energy

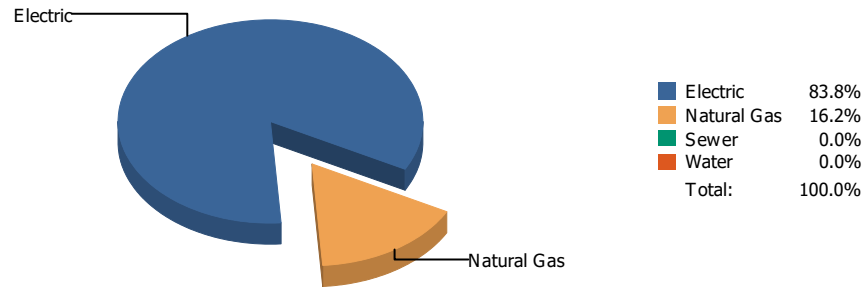


Cost

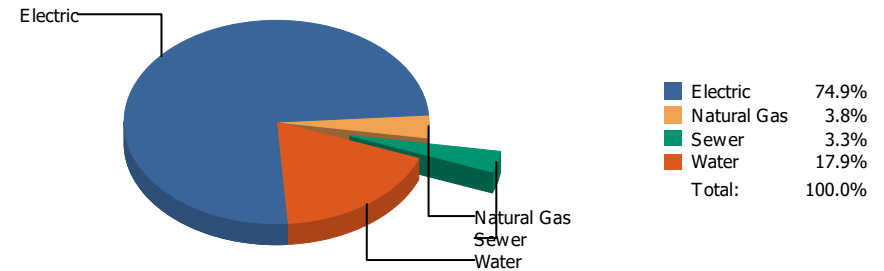


Commodity	Common Use	Energy Use	Energy Use / Area	Total Cost	Cost / Unit	Cost / Area
Place: [AUSTIN] AUSTIN 002 [BUILDING]						
Area: 269,216 SqFt						
Billing Period: Jun 2021						
ELECTRIC	143,448.00 kWh	489,445 KBtu	1.818 KBtu/SqFt	\$22,821.31	\$0.159 /kWh	\$0.084 /SqFt
NATURALGAS	357.00 CCF	36,771 KBtu	0.137 KBtu/SqFt	\$673.78	\$1.887 /CCF	\$0.002 /SqFt
SEWER	76.00 CCF			\$1,117.60	\$14.705 /CCF	\$0.004 /SqFt
WATER	1,475.00 CCF			\$9,990.25	\$6.773 /CCF	\$0.037 /SqFt
Totals:		526,216 KBtu	1.955 KBtu/SqFt	\$34,602.94		

Energy

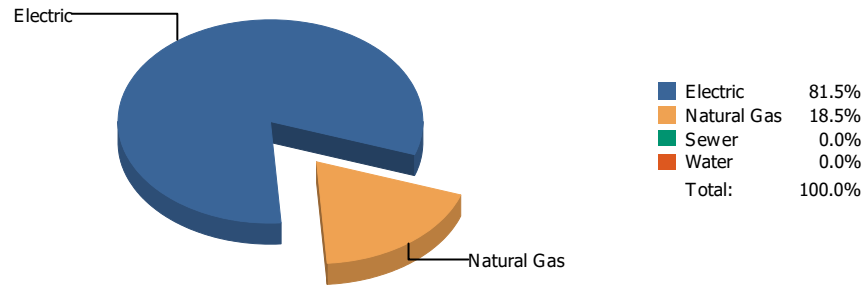


Cost

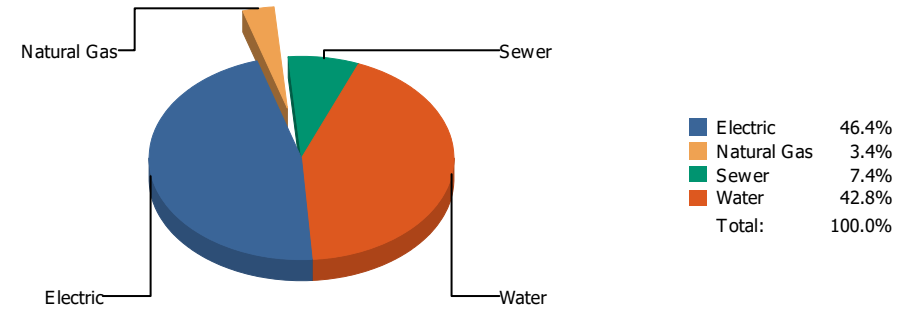


Commodity	Common Use	Energy Use	Energy Use / Area	Total Cost	Cost / Unit	Cost / Area
Place: [BARRON ELEMENTARY] Barron Elementary 165 [BUILDING]						
Area: 87,818 SqFt						
Billing Period: Jun 2021						
ELECTRIC	68,419.00 kWh	233,446 KBtu	2.658 KBtu/SqFt	\$10,806.25	\$0.158 /kWh	\$0.123 /SqFt
NATURALGAS	438.00 CCF	45,114 KBtu	0.514 KBtu/SqFt	\$552.80	\$1.262 /CCF	\$0.006 /SqFt
SEWER	33.00 CCF			\$480.20	\$14.552 /CCF	\$0.005 /SqFt
WATER	656.00 CCF			\$2,587.27	\$3.944 /CCF	\$0.029 /SqFt
Totals:		278,560 KBtu	3.172 KBtu/SqFt	\$14,426.52		

Energy



Cost



Commodity	Common Use	Energy Use	Energy Use / Area	Total Cost	Cost / Unit	Cost / Area
Place: [BASSETT] BASSETT 049 [BUILDING]						
Area: 174,250 SqFt						
Billing Period: Jun 2021						
ELECTRIC	53,150.00 kWh	181,348 KBtu	1.041 KBtu/SqFt	\$7,248.42	\$0.136 /kWh	\$0.042 /SqFt
NATURALGAS	400.00 CCF	41,200 KBtu	0.236 KBtu/SqFt	\$533.09	\$1.333 /CCF	\$0.003 /SqFt
SEWER	415.00 CCF			\$1,151.48	\$2.775 /CCF	\$0.007 /SqFt
WATER	1,481.00 CCF			\$6,677.32	\$4.509 /CCF	\$0.038 /SqFt
Totals:		222,548 KBtu	1.277 KBtu/SqFt	\$15,610.31		

Energy

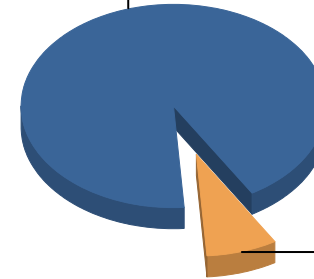
Electric



■ Electric 100.0%
 ■ Natural Gas 0.0%
 Total: 100.0%

Cost

Electric



■ Electric 92.5%
 ■ Natural Gas 7.5%
 Total: 100.0%

Commodity	Common Use	Energy Use	Energy Use / Area	Total Cost	Cost / Unit	Cost / Area
Place: [BEALL] BEALL 104 [BUILDING] Area: 74,454 SqFt Billing Period: Jun 2021						
ELECTRIC	1,035.00 kWh	3,531 KBtu	0.047 KBtu/SqFt	\$157.52	\$0.152 /kWh	\$0.002 /SqFt
NATURALGAS	0.00 CCF	0 KBtu	0.000 KBtu/SqFt	\$12.75	\$0.000 /CCF	\$0.000 /SqFt
Totals:		3,531 KBtu	0.047 KBtu/SqFt	\$170.27		

Energy

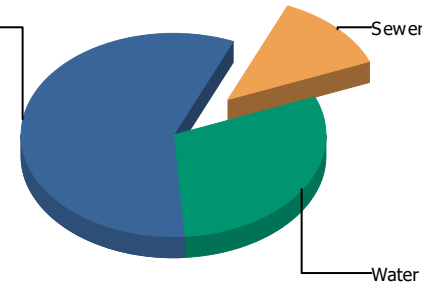
Electric



■ Electric 100.0%
 ■ Sewer 0.0%
 ■ Water 0.0%
 Total: 100.0%

Cost

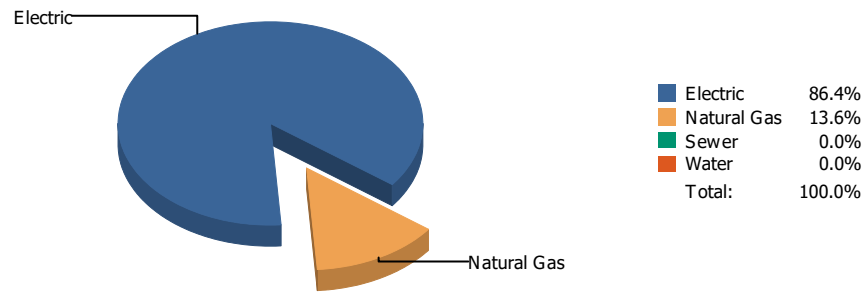
Electric



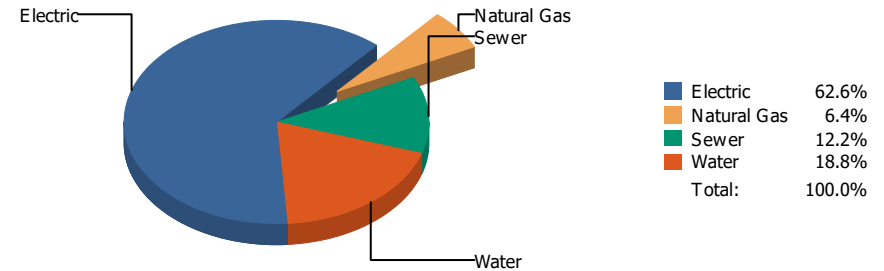
■ Electric 57.5%
 ■ Sewer 12.7%
 ■ Water 29.9%
 Total: 100.0%

Commodity	Common Use	Energy Use	Energy Use / Area	Total Cost	Cost / Unit	Cost / Area
Place: [BLISS] BLISS 105 [BUILDING] Area: 78,820 SqFt Billing Period: Jun 2021						
ELECTRIC	27,488.00 kWh	93,789 KBtu	1.190 KBtu/SqFt	\$4,190.48	\$0.152 /kWh	\$0.053 /SqFt
SEWER	311.00 CCF			\$922.68	\$2.967 /CCF	\$0.012 /SqFt
WATER	64.00 CCF			\$2,177.83	\$34.029 /CCF	\$0.028 /SqFt
Totals:		93,789 KBtu	1.190 KBtu/SqFt	\$7,290.99		

Energy

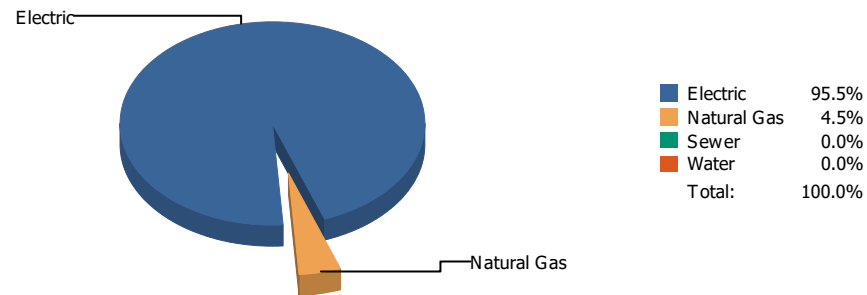


Cost

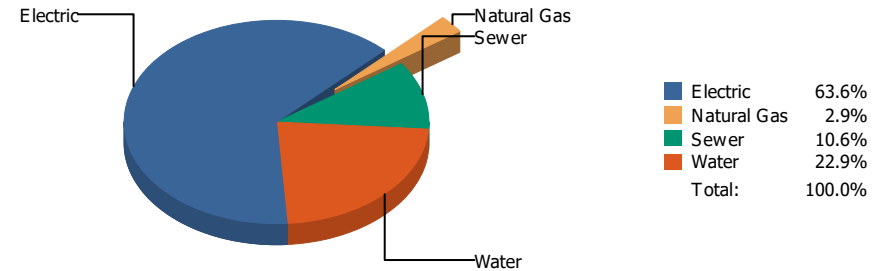


Commodity	Common Use	Energy Use	Energy Use / Area	Total Cost	Cost / Unit	Cost / Area
Place: [BOND_2] BOND 160 [BUILDING]						
Area: 89,988 SqFt						
Billing Period: Jun 2021						
ELECTRIC	23,665.00 kWh	80,745 KBtu	0.897 KBtu/SqFt	\$3,821.33	\$0.161 /kWh	\$0.042 /SqFt
NATURALGAS	123.00 CCF	12,669 KBtu	0.141 KBtu/SqFt	\$389.51	\$3.167 /CCF	\$0.004 /SqFt
SEWER	181.00 CCF			\$744.57	\$4.114 /CCF	\$0.008 /SqFt
WATER	305.00 CCF			\$1,148.91	\$3.767 /CCF	\$0.013 /SqFt
Totals:		93,414 KBtu	1.038 KBtu/SqFt	\$6,104.32		

Energy

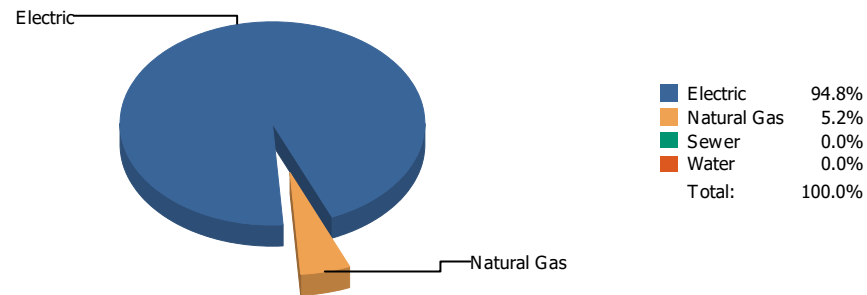


Cost

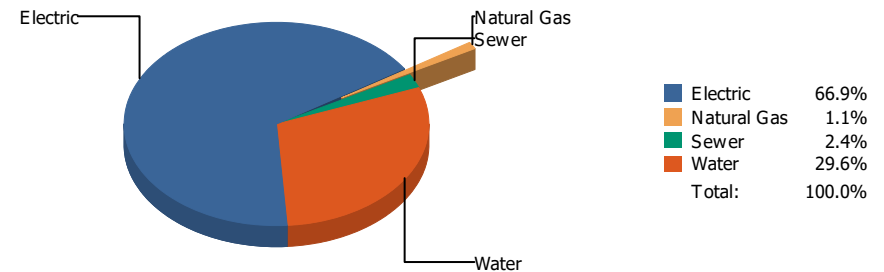


Commodity	Common Use	Energy Use	Energy Use / Area	Total Cost	Cost / Unit	Cost / Area
Place: [BONHAM] BONHAM 106 [BUILDING]						
Area: 53,522 SqFt						
Billing Period: Jun 2021						
ELECTRIC	28,779.00 kWh	98,194 KBtu	1.835 KBtu/SqFt	\$4,075.74	\$0.142 /kWh	\$0.076 /SqFt
NATURALGAS	45.00 CCF	4,635 KBtu	0.087 KBtu/SqFt	\$186.26	\$4.139 /CCF	\$0.003 /SqFt
SEWER	213.00 CCF			\$679.74	\$3.191 /CCF	\$0.013 /SqFt
WATER	342.00 CCF			\$1,468.71	\$4.294 /CCF	\$0.027 /SqFt
Totals:		102,829 KBtu	1.921 KBtu/SqFt	\$6,410.45		

Energy

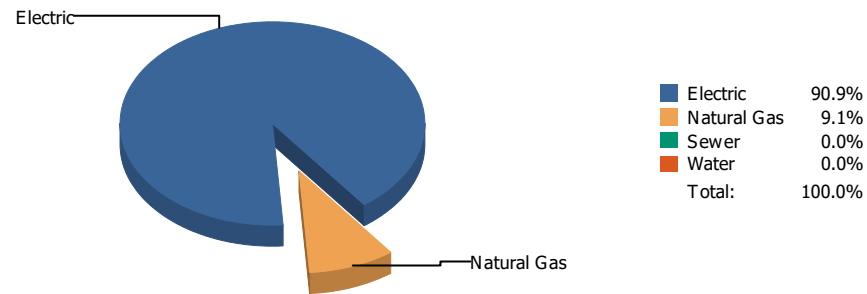


Cost

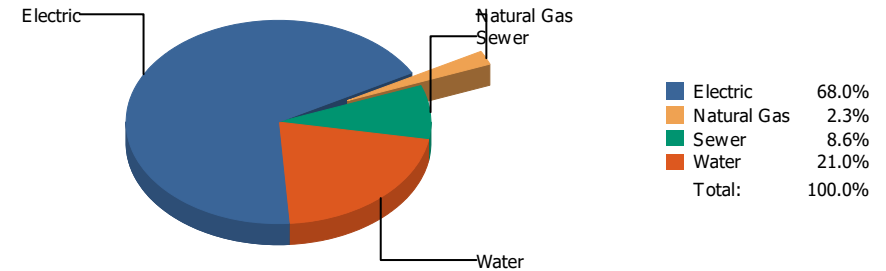


Commodity	Common Use	Energy Use	Energy Use / Area	Total Cost	Cost / Unit	Cost / Area
Place: [BOWIE] BOWIE 003 [BUILDING]						
Area: 282,931 SqFt						
Billing Period: Jun 2021						
ELECTRIC	213,147.00 kWh	727,258 KBtu	2.570 KBtu/SqFt	\$32,343.87	\$0.152 /kWh	\$0.114 /SqFt
NATURALGAS	387.00 CCF	39,861 KBtu	0.141 KBtu/SqFt	\$526.38	\$1.360 /CCF	\$0.002 /SqFt
SEWER	192.00 CCF			\$1,136.08	\$5.917 /CCF	\$0.004 /SqFt
WATER	4,100.00 CCF			\$14,331.48	\$3.495 /CCF	\$0.050 /SqFt
Totals:		767,119 KBtu	2.711 KBtu/SqFt	\$48,337.81		

Energy

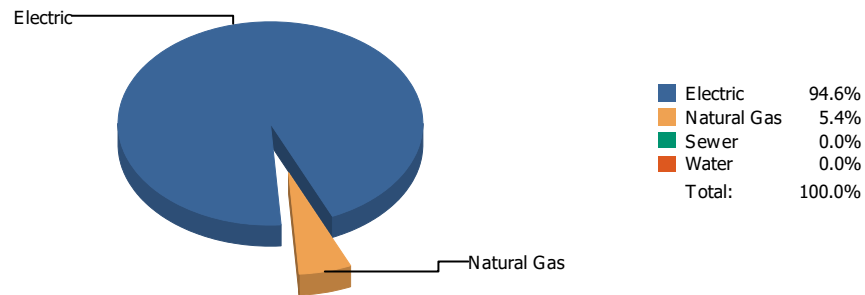


Cost

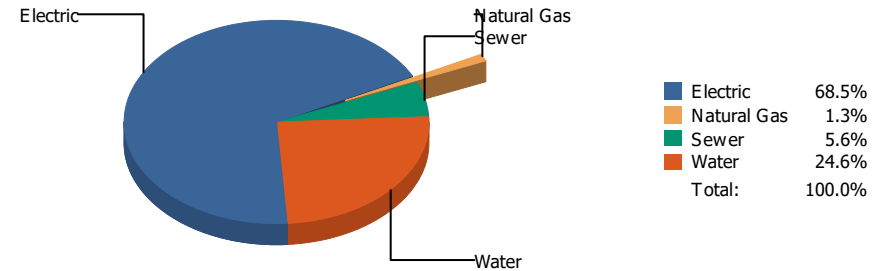


Commodity	Common Use	Energy Use	Energy Use / Area	Total Cost	Cost / Unit	Cost / Area
Place: [BRADLEY] BRADLEY 158 [BUILDING]						
Area: 59,142 SqFt						
Billing Period: Jun 2021						
ELECTRIC	59,240.00 kWh	202,127 KBtu	3.418 KBtu/SqFt	\$7,841.85	\$0.132 /kWh	\$0.133 /SqFt
NATURALGAS	197.00 CCF	20,291 KBtu	0.343 KBtu/SqFt	\$264.99	\$1.345 /CCF	\$0.004 /SqFt
SEWER	122.00 CCF			\$996.42	\$8.167 /CCF	\$0.017 /SqFt
WATER	368.00 CCF			\$2,423.96	\$6.587 /CCF	\$0.041 /SqFt
Totals:		222,418 KBtu	3.761 KBtu/SqFt	\$11,527.22		

Energy

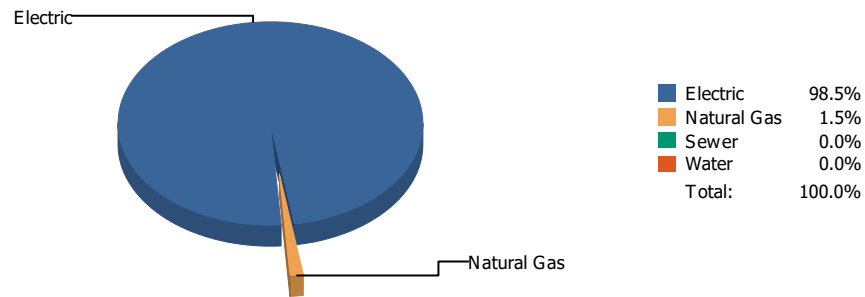


Cost

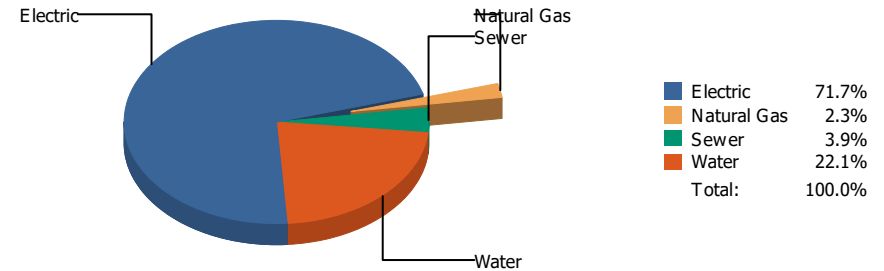


Commodity	Common Use	Energy Use	Energy Use / Area	Total Cost	Cost / Unit	Cost / Area
Place: [BROWN] BROWN MIDDLE SCHOOL 056 [BUILDING]						
Area: 173,263 SqFt						
Billing Period: Jun 2021						
ELECTRIC	93,600.00 kWh	319,363 KBtu	1.843 KBtu/SqFt	\$13,826.06	\$0.148 /kWh	\$0.080 /SqFt
NATURALGAS	178.00 CCF	18,334 KBtu	0.106 KBtu/SqFt	\$255.16	\$1.433 /CCF	\$0.001 /SqFt
SEWER	349.00 CCF			\$1,135.11	\$3.252 /CCF	\$0.007 /SqFt
WATER	1,085.00 CCF			\$4,972.31	\$4.583 /CCF	\$0.029 /SqFt
Totals:		337,697 KBtu	1.949 KBtu/SqFt	\$20,188.64		

Energy



Cost



Commodity	Common Use	Energy Use	Energy Use / Area	Total Cost	Cost / Unit	Cost / Area
Place: [BURGES] BURGES 004 [BUILDING]						
Area: 241,219 SqFt						
Billing Period: Jun 2021						
ELECTRIC	115,498.00 kWh	394,079 KBtu	1.634 KBtu/SqFt	\$16,373.29	\$0.142 /kWh	\$0.067 /SqFt
NATURALGAS	59.00 CCF	6,077 KBtu	0.025 KBtu/SqFt	\$519.44	\$8.804 /CCF	\$0.002 /SqFt
SEWER	40.00 CCF			\$895.39	\$22.385 /CCF	\$0.004 /SqFt
WATER	780.00 CCF			\$5,060.78	\$6.488 /CCF	\$0.021 /SqFt
Totals:		400,156 KBtu	1.659 KBtu/SqFt	\$22,848.90		

Energy

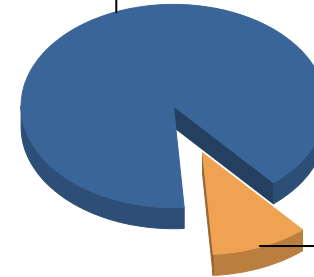
Electric



■ Electric 100.0%
 ■ Natural Gas 0.0%
 Total: 100.0%

Cost

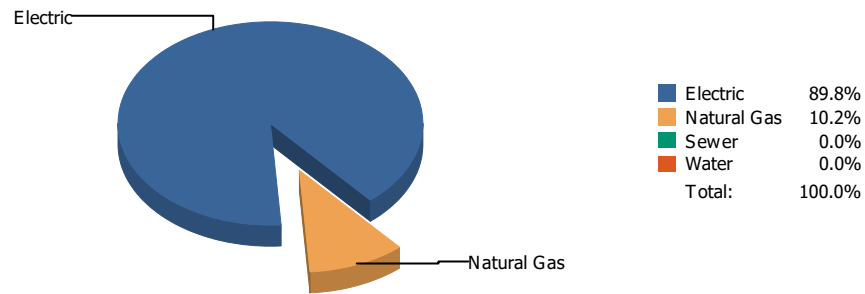
Electric



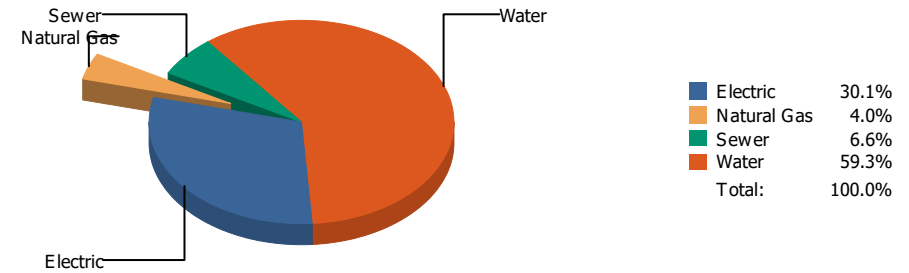
■ Electric 89.8%
 ■ Natural Gas 10.2%
 Total: 100.0%

Commodity	Common Use	Energy Use	Energy Use / Area	Total Cost	Cost / Unit	Cost / Area
Place: [BURLESON] BURLESON 107 [BUILDING]						
Area: 73,772 SqFt						
Billing Period: Jun 2021						
ELECTRIC	2,450.00 kWh	8,359 KBtu	0.113 KBtu/SqFt	\$335.91	\$0.137 /kWh	\$0.004 /SqFt
NATURALGAS	0.00 CCF	0 KBtu	0.000 KBtu/SqFt	\$38.25	\$0.000 /CCF	\$0.000 /SqFt
Totals:		8,359 KBtu	0.113 KBtu/SqFt	\$374.16		

Energy

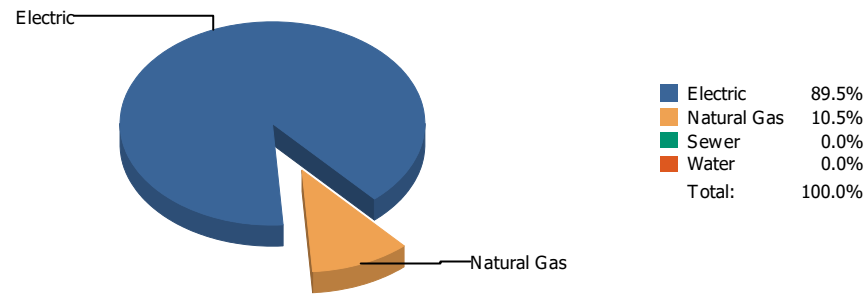


Cost

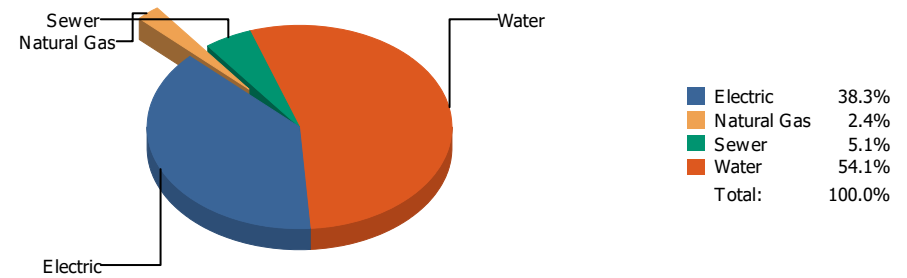


Commodity	Common Use	Energy Use	Energy Use / Area	Total Cost	Cost / Unit	Cost / Area
Place: [BURNET] BURNET 108 [BUILDING]						
Area: 50,520 SqFt						
Billing Period: Jun 2021						
ELECTRIC	19,140.00 kWh	65,306 KBtu	1.293 KBtu/SqFt	\$2,706.67	\$0.141 /kWh	\$0.053 /SqFt
NATURALGAS	72.00 CCF	7,416 KBtu	0.147 KBtu/SqFt	\$363.38	\$5.047 /CCF	\$0.007 /SqFt
SEWER	172.00 CCF			\$594.18	\$3.455 /CCF	\$0.012 /SqFt
WATER	887.00 CCF			\$5,341.38	\$6.022 /CCF	\$0.106 /SqFt
Totals:		72,722 KBtu	1.439 KBtu/SqFt	\$9,005.61		

Energy

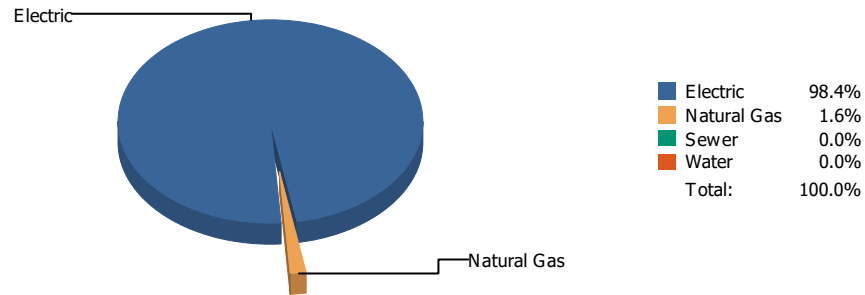


Cost

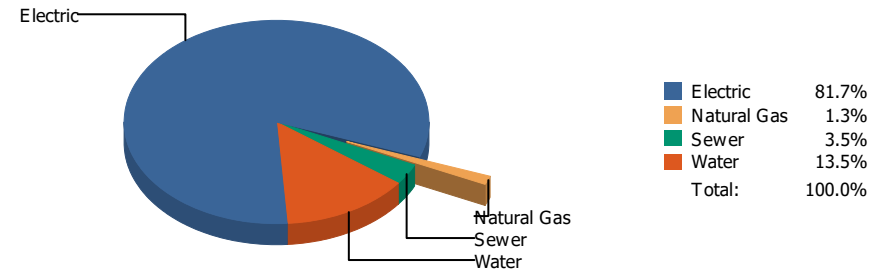


Commodity	Common Use	Energy Use	Energy Use / Area	Total Cost	Cost / Unit	Cost / Area
Place: [CANYON-HILLS] CANYON HILLS 043 [BUILDING]						
Area: 133,149 SqFt						
Billing Period: Jun 2021						
ELECTRIC	44,110.00 kWh	150,503 KBtu	1.130 KBtu/SqFt	\$6,637.66	\$0.150 /kWh	\$0.050 /SqFt
NATURALGAS	171.00 CCF	17,613 KBtu	0.132 KBtu/SqFt	\$414.68	\$2.425 /CCF	\$0.003 /SqFt
SEWER	70.00 CCF			\$888.62	\$12.695 /CCF	\$0.007 /SqFt
WATER	1,211.00 CCF			\$9,370.74	\$7.738 /CCF	\$0.070 /SqFt
Totals:		168,116 KBtu	1.263 KBtu/SqFt	\$17,311.70		

Energy

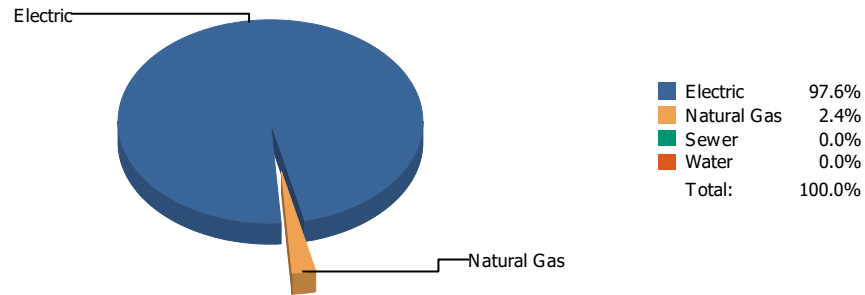


Cost

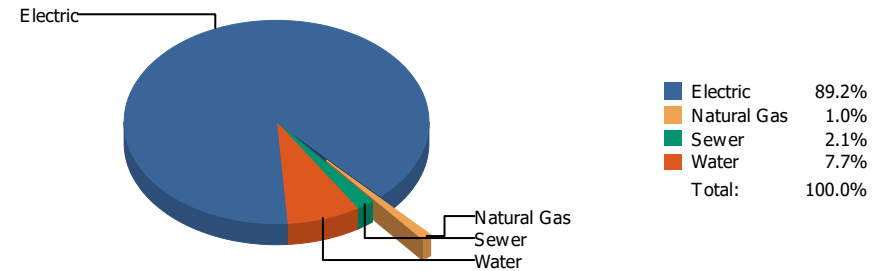


Commodity	Common Use	Energy Use	Energy Use / Area	Total Cost	Cost / Unit	Cost / Area
Place: [CAREER] CAREER AND TECHNOLOGY [BUILDING]						
Area: 146,485 SqFt						
Billing Period: Jun 2021						
ELECTRIC	82,056.00 kWh	279,975 KBtu	1.911 KBtu/SqFt	\$11,880.26	\$0.145 /kWh	\$0.081 /SqFt
NATURALGAS	45.00 CCF	4,635 KBtu	0.032 KBtu/SqFt	\$186.26	\$4.139 /CCF	\$0.001 /SqFt
SEWER	82.00 CCF			\$504.62	\$6.154 /CCF	\$0.003 /SqFt
WATER	395.00 CCF			\$1,964.99	\$4.975 /CCF	\$0.013 /SqFt
Totals:		284,610 KBtu	1.943 KBtu/SqFt	\$14,536.13		

Energy



Cost



Commodity	Common Use	Energy Use	Energy Use / Area	Total Cost	Cost / Unit	Cost / Area
Place: [CENTRAL_OFFICE_STANTON] CENTRAL OFFICE STANTON [BUILDING]						
Area: 0 SqFt						
Billing Period: Jun 2021						
ELECTRIC	132,909.00 kWh	453,486 KBtu		\$19,797.22	\$0.149 /kWh	
NATURALGAS	109.00 CCF	11,227 KBtu		\$219.41	\$2.013 /CCF	
SEWER	48.00 CCF			\$472.91	\$9.852 /CCF	
WATER	162.00 CCF			\$1,711.25	\$10.563 /CCF	
Totals:		464,713 KBtu		\$22,200.79		

Energy

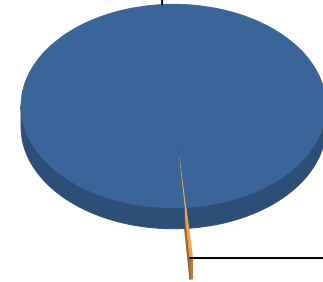
Electric



■ Electric 100.0%
 ■ Water 0.0%
 Total: 100.0%

Cost

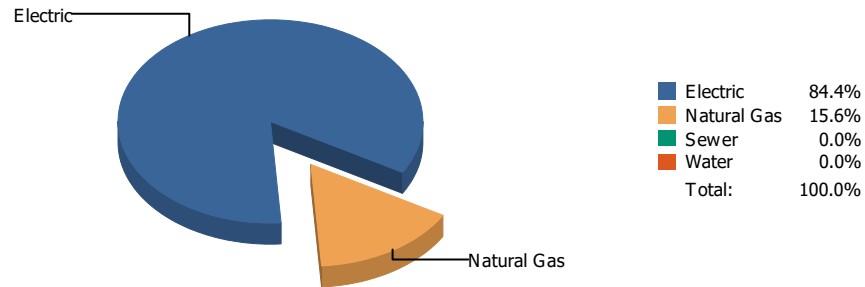
Electric



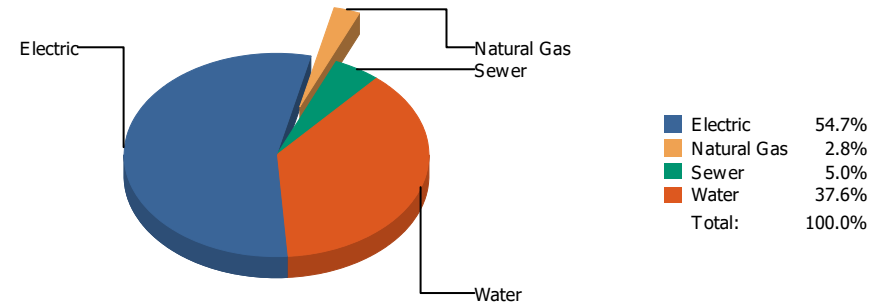
■ Electric 99.8%
 ■ Water 0.2%
 Total: 100.0%

Commodity	Common Use	Energy Use	Energy Use / Area	Total Cost	Cost / Unit	Cost / Area
Place: [CHAPIN] CHAPIN 012 [BUILDING]						
Area: 273,727 SqFt						
Billing Period: Jun 2021						
ELECTRIC	282,768.00 kWh	964,804 KBtu	3.525 KBtu/SqFt	\$37,192.67	\$0.132 /kWh	\$0.136 /SqFt
WATER	0.00 CCF			\$72.82	\$0.000 /CCF	\$0.000 /SqFt
Totals:		964,804 KBtu	3.525 KBtu/SqFt	\$37,265.49		

Energy

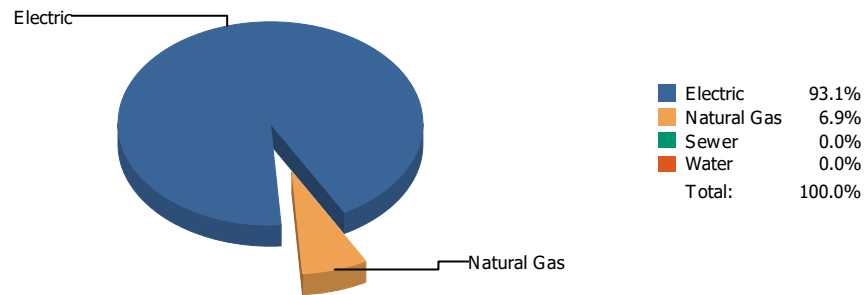


Cost

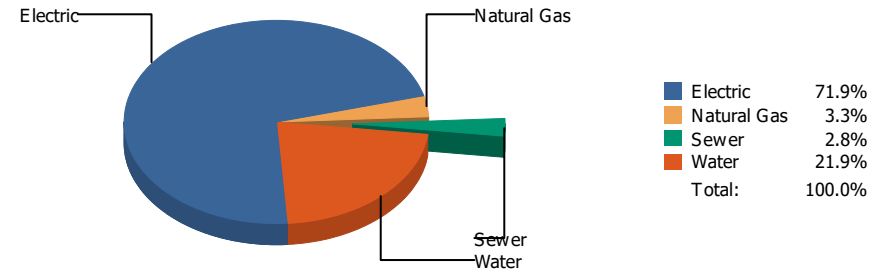


Commodity	Common Use	Energy Use	Energy Use / Area	Total Cost	Cost / Unit	Cost / Area
Place: [CHARLES] H.E. CHARLES 045 [BUILDING]						
Area: 107,867 SqFt						
Billing Period: Jun 2021						
ELECTRIC	70,364.00 kWh	240,082 KBtu	2.226 KBtu/SqFt	\$10,880.23	\$0.155 /kWh	\$0.101 /SqFt
NATURALGAS	431.00 CCF	44,393 KBtu	0.412 KBtu/SqFt	\$549.18	\$1.274 /CCF	\$0.005 /SqFt
SEWER	281.00 CCF			\$985.51	\$3.507 /CCF	\$0.009 /SqFt
WATER	1,293.00 CCF			\$7,477.74	\$5.783 /CCF	\$0.069 /SqFt
Totals:		284,475 KBtu	2.637 KBtu/SqFt	\$19,892.66		

Energy

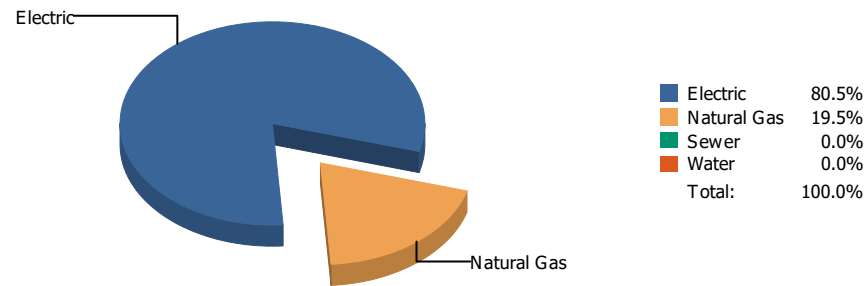


Cost

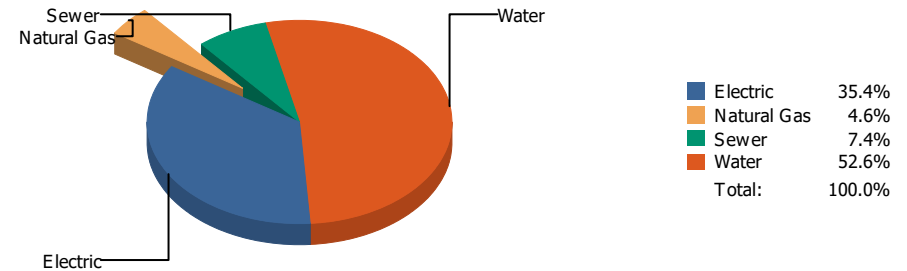


Commodity	Common Use	Energy Use	Energy Use / Area	Total Cost	Cost / Unit	Cost / Area
Place: [CIELO-VISTA] CIELO VISTA 151 [BUILDING] Area: 66,034 SqFt Billing Period: Jun 2021						
ELECTRIC	54,240.00 kWh	185,067 KBtu	2.803 KBtu/SqFt	\$8,583.04	\$0.158 /kWh	\$0.130 /SqFt
NATURALGAS	133.00 CCF	13,699 KBtu	0.207 KBtu/SqFt	\$394.82	\$2.969 /CCF	\$0.006 /SqFt
SEWER	45.00 CCF			\$337.48	\$7.500 /CCF	\$0.005 /SqFt
WATER	514.00 CCF			\$2,615.30	\$5.088 /CCF	\$0.039 /SqFt
Totals:		198,766 KBtu	3.010 KBtu/SqFt	\$11,930.64		

Energy

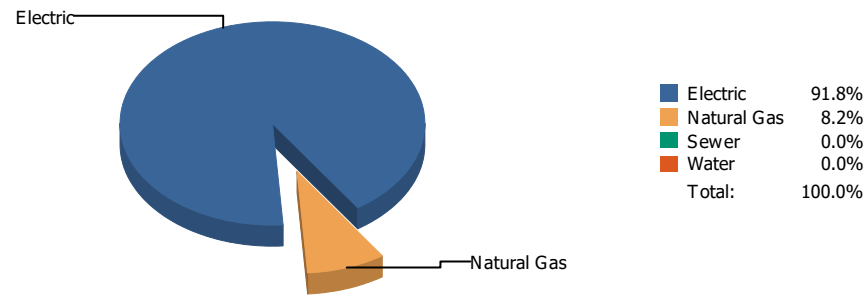


Cost

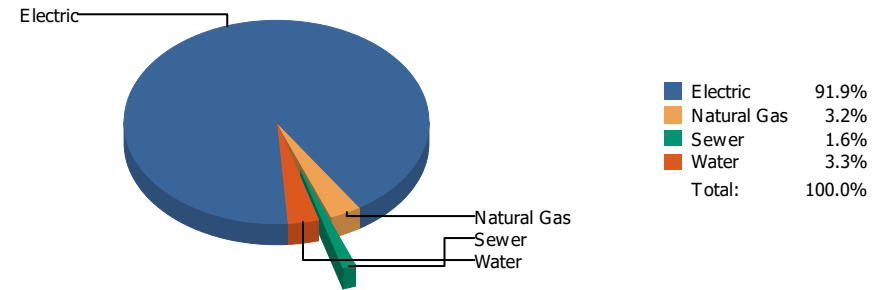


Commodity	Common Use	Energy Use	Energy Use / Area	Total Cost	Cost / Unit	Cost / Area
Place: [CLARDY] CLARDY 109 [BUILDING]						
Area: 70,700 SqFt						
Billing Period: Jun 2021						
ELECTRIC	24,725.00 kWh	84,362 KBtu	1.193 KBtu/SqFt	\$3,313.54	\$0.134 /kWh	\$0.047 /SqFt
NATURALGAS	198.00 CCF	20,394 KBtu	0.288 KBtu/SqFt	\$428.48	\$2.164 /CCF	\$0.006 /SqFt
SEWER	159.00 CCF			\$696.17	\$4.378 /CCF	\$0.010 /SqFt
WATER	814.00 CCF			\$4,924.26	\$6.049 /CCF	\$0.070 /SqFt
Totals:		104,756 KBtu	1.482 KBtu/SqFt	\$9,362.45		

Energy

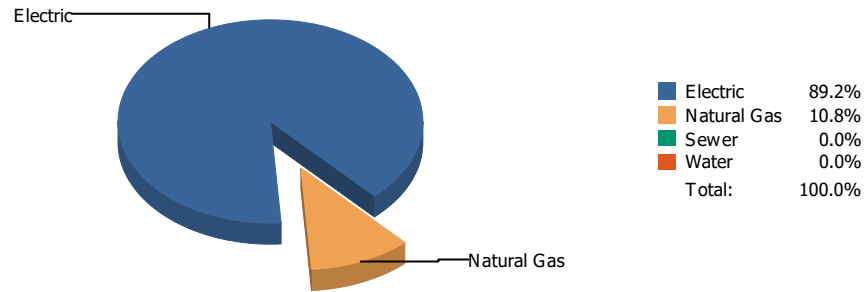


Cost

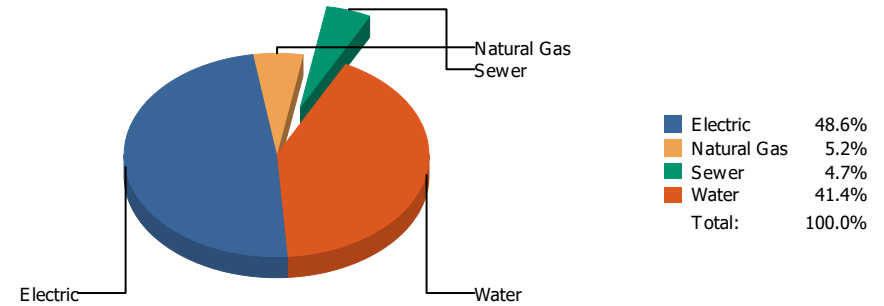


Commodity	Common Use	Energy Use	Energy Use / Area	Total Cost	Cost / Unit	Cost / Area
Place: [CLEDENIN] CLEDENIN 149 [BUILDING]						
Area: 62,721 SqFt						
Billing Period: Jun 2021						
ELECTRIC	38,997.00 kWh	133,058 KBtu	2.121 KBtu/SqFt	\$6,373.50	\$0.163 /kWh	\$0.102 /SqFt
NATURALGAS	116.00 CCF	11,948 KBtu	0.190 KBtu/SqFt	\$223.03	\$1.923 /CCF	\$0.004 /SqFt
SEWER	0.00 CCF			\$107.89	\$0.000 /CCF	\$0.002 /SqFt
WATER	30.00 CCF			\$228.72	\$7.624 /CCF	\$0.004 /SqFt
Totals:		145,006 KBtu	2.312 KBtu/SqFt	\$6,933.14		

Energy



Cost



Commodity	Common Use	Energy Use	Energy Use / Area	Total Cost	Cost / Unit	Cost / Area
Place: [COLDWELL] COLDWELL 110 [BUILDING]						
Area: 67,310 SqFt						
Billing Period: Jun 2021						
ELECTRIC	30,036.00 kWh	102,483 KBtu	1.523 KBtu/SqFt	\$3,601.96	\$0.120 /kWh	\$0.053 /SqFt
NATURALGAS	121.00 CCF	12,463 KBtu	0.185 KBtu/SqFt	\$388.79	\$3.213 /CCF	\$0.006 /SqFt
SEWER	23.00 CCF			\$352.12	\$15.310 /CCF	\$0.005 /SqFt
WATER	542.00 CCF			\$3,071.82	\$5.668 /CCF	\$0.045 /SqFt
Totals:		114,946 KBtu	1.708 KBtu/SqFt	\$7,414.69		

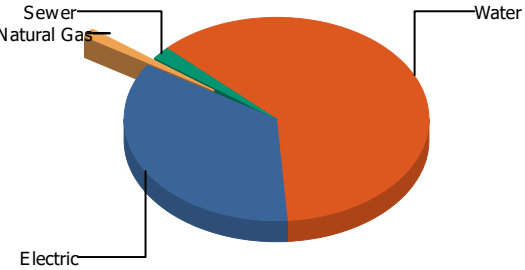
Energy

Electric



Electric	100.0%
Natural Gas	0.0%
Sewer	0.0%
Water	0.0%
Total:	100.0%

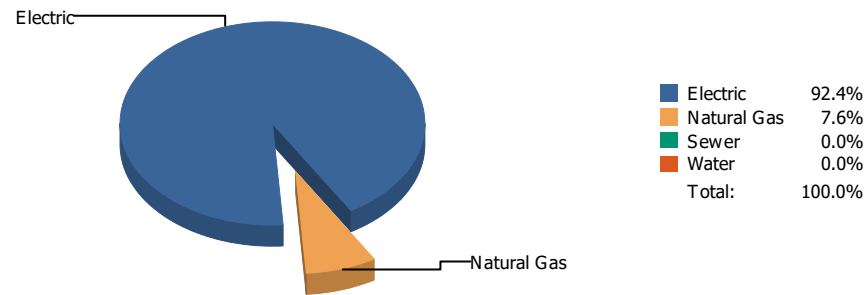
Cost

Sewer
Natural Gas

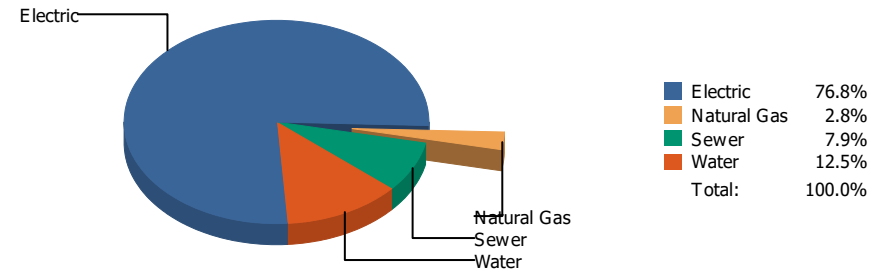
Electric	34.9%
Natural Gas	1.6%
Sewer	1.9%
Water	61.6%
Total:	100.0%

Commodity	Common Use	Energy Use	Energy Use / Area	Total Cost	Cost / Unit	Cost / Area
Place: [COLLINS] COLLINS 142 [BUILDING] Area: 81,245 SqFt Billing Period: Jun 2021						
ELECTRIC	55,308.00 kWh	188,711 KBtu	2.323 KBtu/SqFt	\$8,284.56	\$0.150 /kWh	\$0.102 /SqFt
NATURALGAS	0.00 CCF	0 KBtu	0.000 KBtu/SqFt	\$381.98	\$0.000 /CCF	\$0.005 /SqFt
SEWER	96.00 CCF			\$449.68	\$4.684 /CCF	\$0.006 /SqFt
WATER	4,718.00 CCF			\$14,619.00	\$3.099 /CCF	\$0.180 /SqFt
Totals:		188,711 KBtu	2.323 KBtu/SqFt	\$23,735.22		

Energy

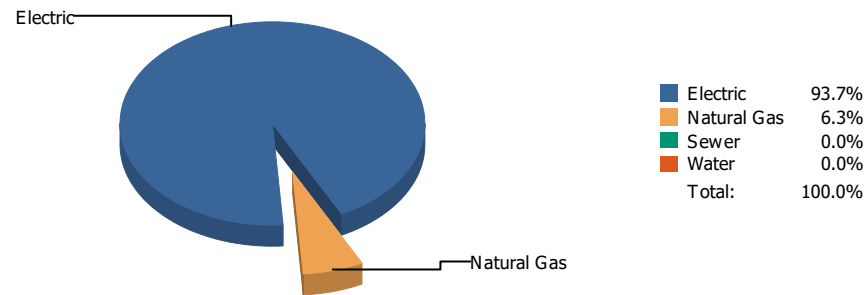


Cost

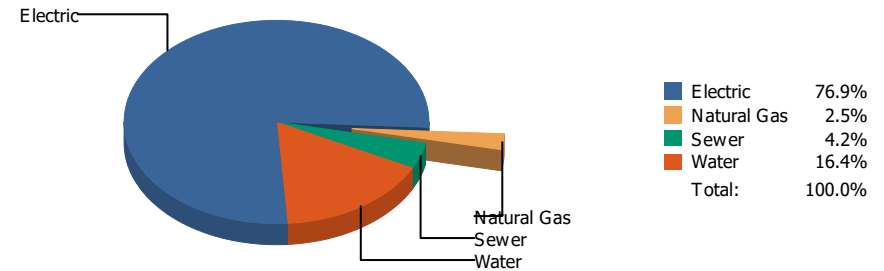


Commodity	Common Use	Energy Use	Energy Use / Area	Total Cost	Cost / Unit	Cost / Area
Place: [COOLEY] COOLEY 111 [BUILDING]						
Area: 95,590 SqFt						
Billing Period: Jun 2021						
ELECTRIC	72,000.00 kWh	245,664 KBtu	2.570 KBtu/SqFt	\$11,690.95	\$0.162 /kWh	\$0.122 /SqFt
NATURALGAS	197.00 CCF	20,291 KBtu	0.212 KBtu/SqFt	\$427.95	\$2.172 /CCF	\$0.004 /SqFt
SEWER	252.00 CCF			\$1,208.89	\$4.797 /CCF	\$0.012 /SqFt
WATER	493.00 CCF			\$1,904.55	\$3.863 /CCF	\$0.020 /SqFt
Totals:		265,955 KBtu	2.782 KBtu/SqFt	\$15,232.34		

Energy

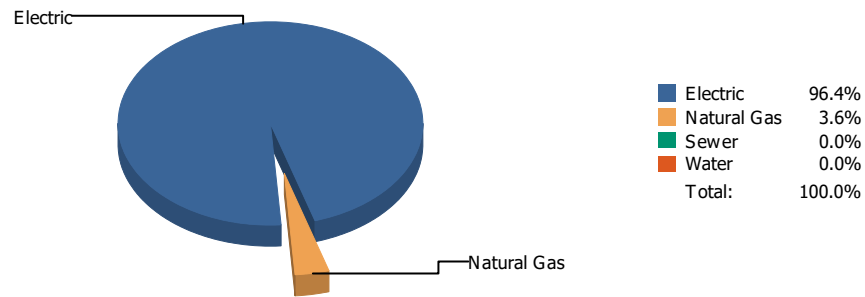


Cost

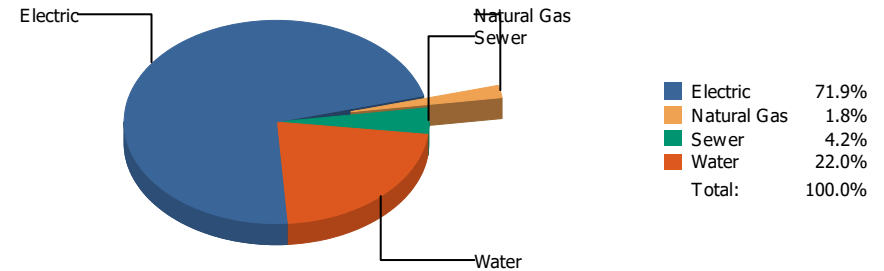


Commodity	Common Use	Energy Use	Energy Use / Area	Total Cost	Cost / Unit	Cost / Area
Place: [CORONADO] CORONADO 005 [BUILDING]						
Area: 406,757 SqFt						
Billing Period: Jun 2021						
ELECTRIC	199,120.00 kWh	679,397 KBtu	1.670 KBtu/SqFt	\$27,544.71	\$0.138 /kWh	\$0.067 /SqFt
NATURALGAS	447.00 CCF	46,041 KBtu	0.113 KBtu/SqFt	\$882.94	\$1.975 /CCF	\$0.002 /SqFt
SEWER	437.00 CCF			\$1,489.13	\$3.408 /CCF	\$0.003 /SqFt
WATER	2,245.00 CCF			\$5,889.21	\$2.623 /CCF	\$0.014 /SqFt
Totals:		725,438 KBtu	1.783 KBtu/SqFt	\$35,805.99		

Energy

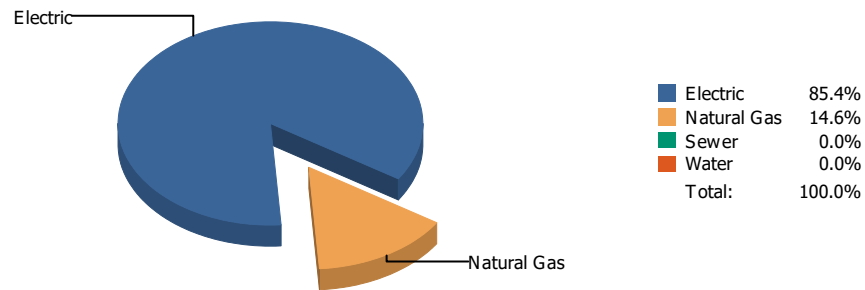


Cost

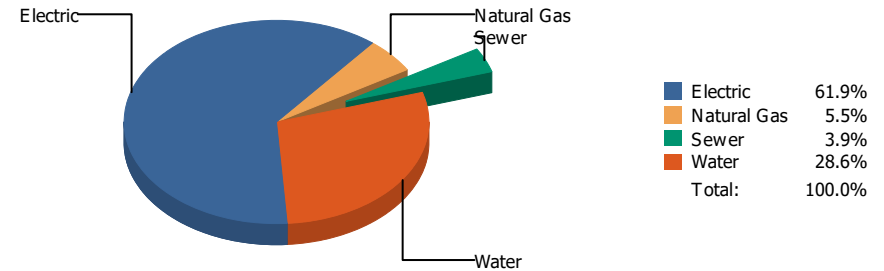


Commodity	Common Use	Energy Use	Energy Use / Area	Total Cost	Cost / Unit	Cost / Area
Place: [CROCKETT_1] CROCKETT 112 [BUILDING]						
Area: 92,585 SqFt						
Billing Period: Jun 2021						
ELECTRIC	50,294.00 kWh	171,603 KBtu	1.853 KBtu/SqFt	\$7,673.21	\$0.153 /kWh	\$0.083 /SqFt
NATURALGAS	63.00 CCF	6,489 KBtu	0.070 KBtu/SqFt	\$195.61	\$3.105 /CCF	\$0.002 /SqFt
SEWER	60.00 CCF			\$451.27	\$7.521 /CCF	\$0.005 /SqFt
WATER	417.00 CCF			\$2,347.19	\$5.629 /CCF	\$0.025 /SqFt
Totals:		178,092 KBtu	1.924 KBtu/SqFt	\$10,667.28		

Energy

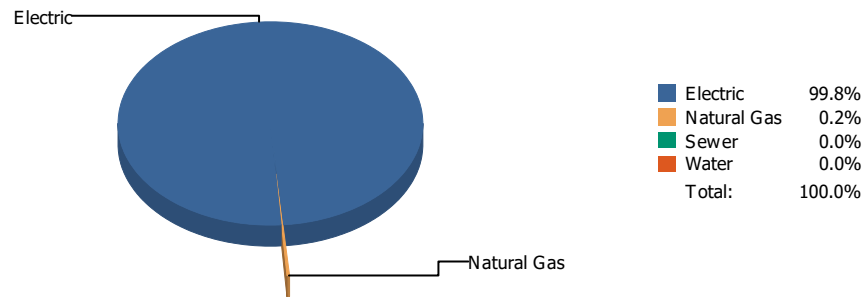


Cost

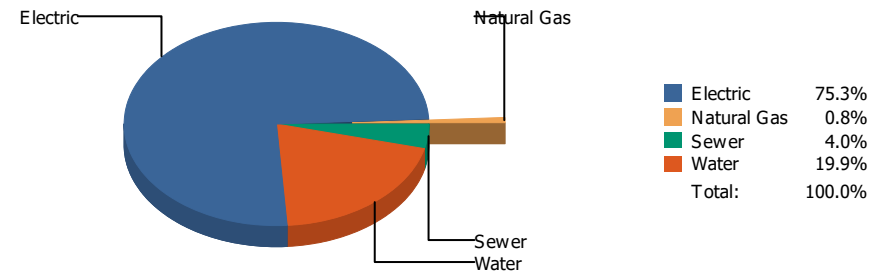


Commodity	Common Use	Energy Use	Energy Use / Area	Total Cost	Cost / Unit	Cost / Area
Place: [CROSBY] CROSBY 113 [BUILDING]						
Area: 83,100 SqFt						
Billing Period: Jun 2021						
ELECTRIC	35,640.00 kWh	121,604 KBtu	1.463 KBtu/SqFt	\$4,821.35	\$0.135 /kWh	\$0.058 /SqFt
NATURALGAS	202.00 CCF	20,806 KBtu	0.250 KBtu/SqFt	\$430.53	\$2.131 /CCF	\$0.005 /SqFt
SEWER	40.00 CCF			\$303.78	\$7.595 /CCF	\$0.004 /SqFt
WATER	298.00 CCF			\$2,227.58	\$7.475 /CCF	\$0.027 /SqFt
Totals:		142,410 KBtu	1.714 KBtu/SqFt	\$7,783.24		

Energy

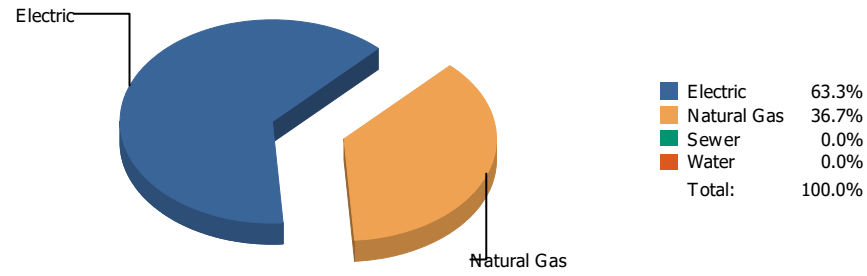


Cost

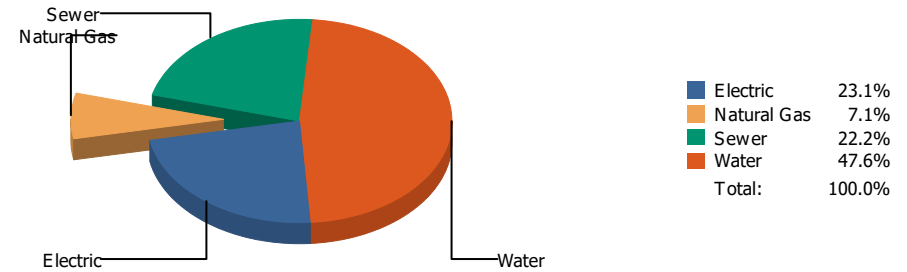


Commodity	Common Use	Energy Use	Energy Use / Area	Total Cost	Cost / Unit	Cost / Area
Place: [DELTA_OPERATIONS_CENTER_] Delta Operations Center [BUILDING]						
Area: 0 SqFt						
Billing Period: Jun 2021						
ELECTRIC	53,360.00 kWh	182,064 KBtu		\$5,796.52	\$0.109 /kWh	
NATURALGAS	4.00 CCF	412 KBtu		\$58.04	\$14.510 /CCF	
SEWER	32.00 CCF			\$308.88	\$9.653 /CCF	
WATER	279.00 CCF			\$1,532.11	\$5.491 /CCF	
Totals:		182,476 KBtu		\$7,695.55		

Energy

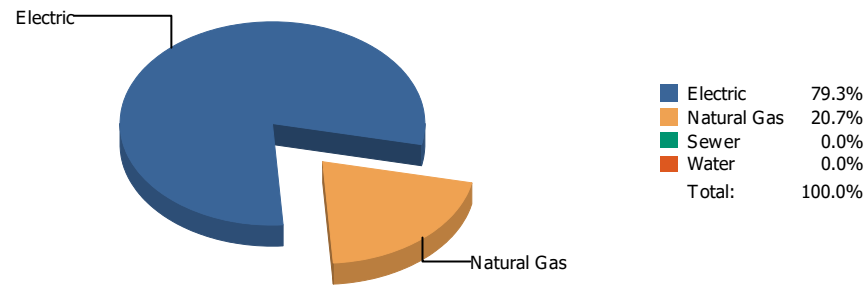


Cost

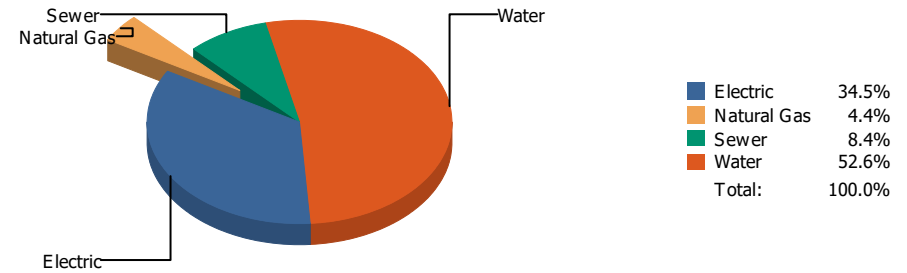


Commodity	Common Use	Energy Use	Energy Use / Area	Total Cost	Cost / Unit	Cost / Area
Place: [DONHASKINSPK8] DON HASKINS PK-8 051 [BUILDING]						
Area: 163,678 SqFt						
Billing Period: Jun 2021						
ELECTRIC	14,443.00 kWh	49,280 KBtu	0.301 KBtu/SqFt	\$1,535.57	\$0.106 /kWh	\$0.009 /SqFt
NATURALGAS	277.00 CCF	28,531 KBtu	0.174 KBtu/SqFt	\$469.39	\$1.695 /CCF	\$0.003 /SqFt
SEWER	305.00 CCF			\$1,478.39	\$4.847 /CCF	\$0.009 /SqFt
WATER	568.00 CCF			\$3,163.03	\$5.569 /CCF	\$0.019 /SqFt
Totals:		77,811 KBtu	0.475 KBtu/SqFt	\$6,646.38		

Energy

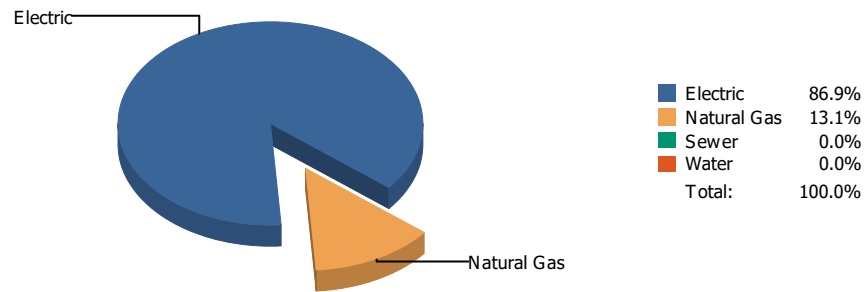


Cost

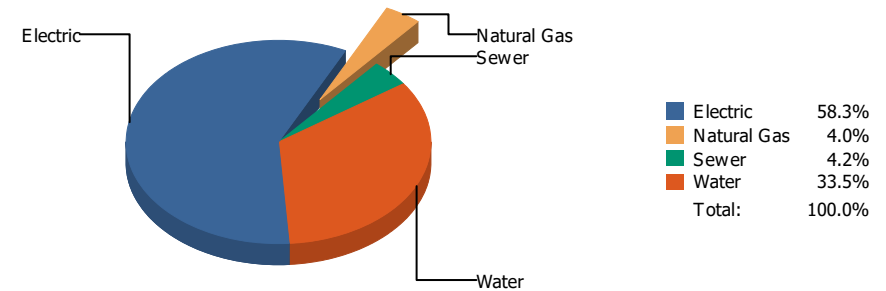


Commodity	Common Use	Energy Use	Energy Use / Area	Total Cost	Cost / Unit	Cost / Area
Place: [DOUGLASS] DOUGLASS 114 [BUILDING] Area: 86,903 SqFt Billing Period: Jun 2021						
ELECTRIC	18,864.00 kWh	64,364 KBtu	0.741 KBtu/SqFt	\$3,198.51	\$0.170 /kWh	\$0.037 /SqFt
NATURALGAS	163.00 CCF	16,789 KBtu	0.193 KBtu/SqFt	\$410.36	\$2.518 /CCF	\$0.005 /SqFt
SEWER	220.00 CCF			\$781.51	\$3.552 /CCF	\$0.009 /SqFt
WATER	963.00 CCF			\$4,868.69	\$5.056 /CCF	\$0.056 /SqFt
Totals:		81,153 KBtu	0.934 KBtu/SqFt	\$9,259.07		

Energy

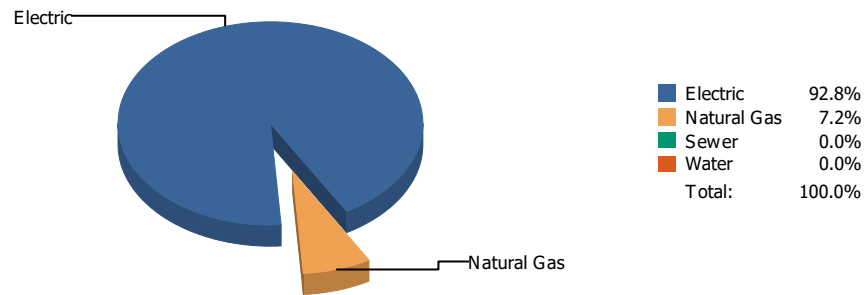


Cost

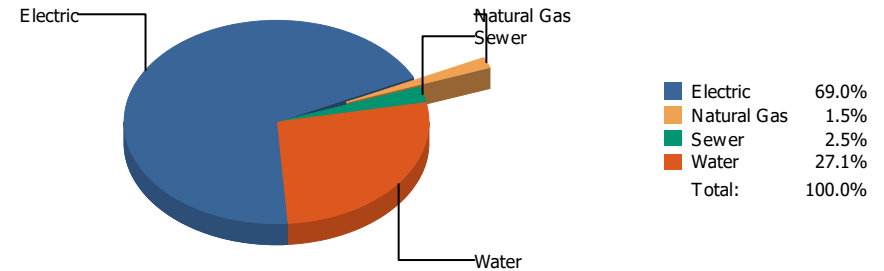


Commodity	Common Use	Energy Use	Energy Use / Area	Total Cost	Cost / Unit	Cost / Area
Place: [DOWELL] DOWELL 115 [BUILDING]						
Area: 55,801 SqFt						
Billing Period: Jun 2021						
ELECTRIC	20,288.00 kWh	69,223 KBtu	1.241 KBtu/SqFt	\$3,114.15	\$0.153 /kWh	\$0.056 /SqFt
NATURALGAS	101.00 CCF	10,403 KBtu	0.186 KBtu/SqFt	\$215.24	\$2.131 /CCF	\$0.004 /SqFt
SEWER	62.00 CCF			\$222.14	\$3.583 /CCF	\$0.004 /SqFt
WATER	375.00 CCF			\$1,792.72	\$4.781 /CCF	\$0.032 /SqFt
Totals:		79,626 KBtu	1.427 KBtu/SqFt	\$5,344.25		

Energy



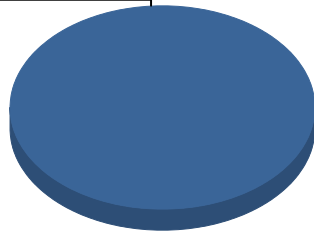
Cost



Commodity	Common Use	Energy Use	Energy Use / Area	Total Cost	Cost / Unit	Cost / Area
Place: [DRHORNEDOMIDDLESCHOOL_1] DR. HORNEDO MIDDLE SCHOOL 058 [BUILDING]						
Area: 184,871 SqFt						
Billing Period: Jun 2021						
ELECTRIC	96,000.00 kWh	327,552 KBtu	1.772 KBtu/SqFt	\$13,576.49	\$0.141 /kWh	\$0.073 /SqFt
NATURALGAS	248.00 CCF	25,544 KBtu	0.138 KBtu/SqFt	\$291.41	\$1.175 /CCF	\$0.002 /SqFt
SEWER	53.00 CCF			\$483.91	\$9.130 /CCF	\$0.003 /SqFt
WATER	847.00 CCF			\$5,325.79	\$6.288 /CCF	\$0.029 /SqFt
Totals:		353,096 KBtu	1.910 KBtu/SqFt	\$19,677.60		

Energy

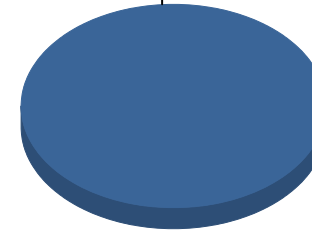
Natural Gas



■ Natural Gas 100.0%
Total: 100.0%

Cost

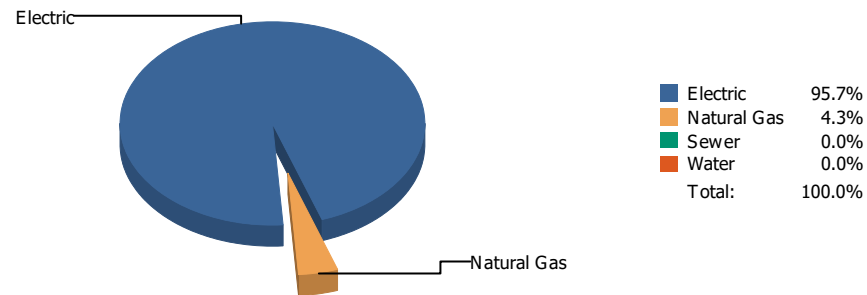
Natural Gas



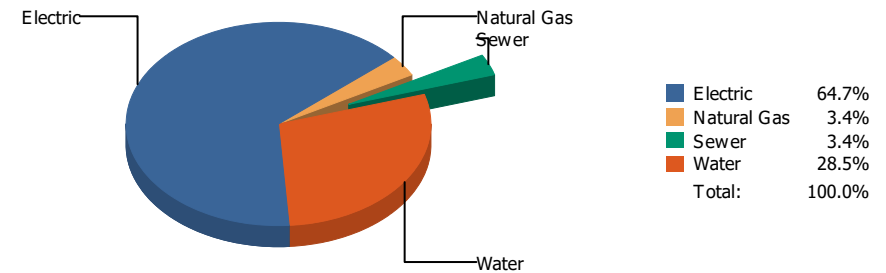
■ Natural Gas 100.0%
Total: 100.0%

Commodity	Common Use	Energy Use	Energy Use / Area	Total Cost	Cost / Unit	Cost / Area
Place: [ED-CENTER] ED CENTER 919 [BUILDING]						
Area: 220,243 SqFt						
Billing Period: Jun 2021						
NATURALGAS	217.00 CCF	22,351 KBtu	0.101 KBtu/SqFt	\$17.38	\$0.080 /CCF	\$0.000 /SqFt
Totals:		22,351 KBtu	0.101 KBtu/SqFt	\$17.38		

Energy



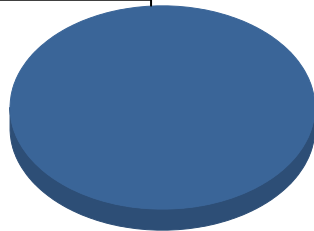
Cost



Commodity	Common Use	Energy Use	Energy Use / Area	Total Cost	Cost / Unit	Cost / Area
Place: [EL-PASO-HIGH] EL PASO HIGH 006 [BUILDING]						
Area: 236,062 SqFt						
Billing Period: Jun 2021						
ELECTRIC	177,789.00 kWh	606,616 KBtu	2.570 KBtu/SqFt	\$24,328.37	\$0.137 /kWh	\$0.102 /SqFt
NATURALGAS	265.00 CCF	27,295 KBtu	0.116 KBtu/SqFt	\$1,278.15	\$4.823 /CCF	\$0.005 /SqFt
SEWER	253.00 CCF			\$1,270.28	\$5.021 /CCF	\$0.005 /SqFt
WATER	1,910.00 CCF			\$10,728.40	\$5.617 /CCF	\$0.045 /SqFt
Totals:		633,911 KBtu	2.685 KBtu/SqFt	\$37,605.20		

Energy

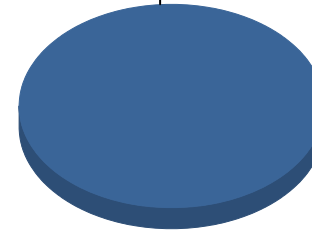
Electric



■ Electric 100.0%
Total: 100.0%

Cost

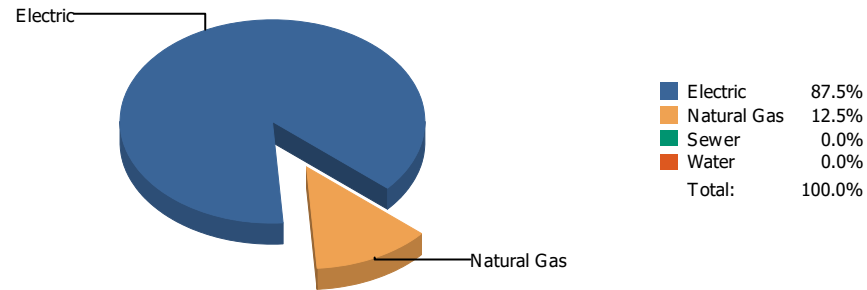
Electric



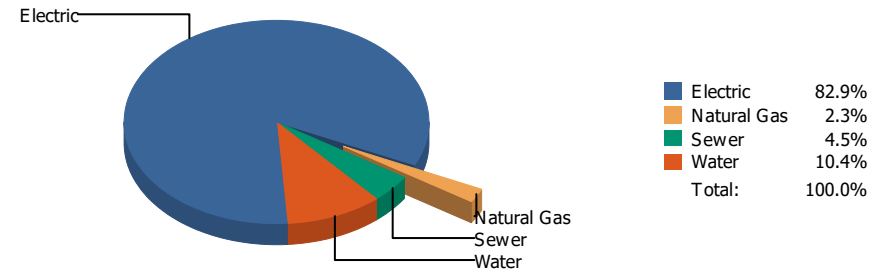
■ Electric 100.0%
Total: 100.0%

Commodity	Common Use	Energy Use	Energy Use / Area	Total Cost	Cost / Unit	Cost / Area
Place: [FANNIN] FANNIN 116 [BUILDING]						
Area: 73,291 SqFt						
Billing Period: Jun 2021						
ELECTRIC	5,221.00 kWh	17,814 KBtu	0.243 KBtu/SqFt	\$561.69	\$0.108 /kWh	\$0.008 /SqFt
Totals:		17,814 KBtu	0.243 KBtu/SqFt	\$561.69		

Energy

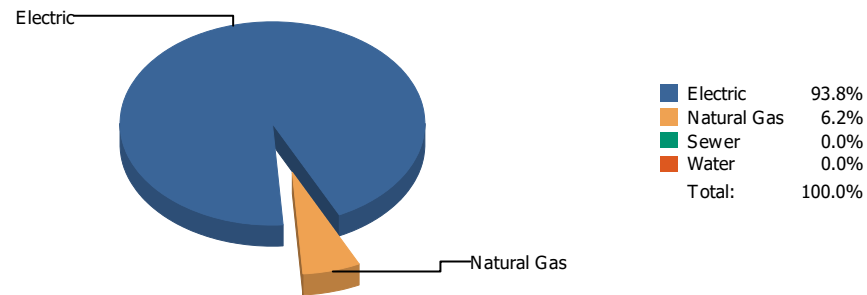


Cost

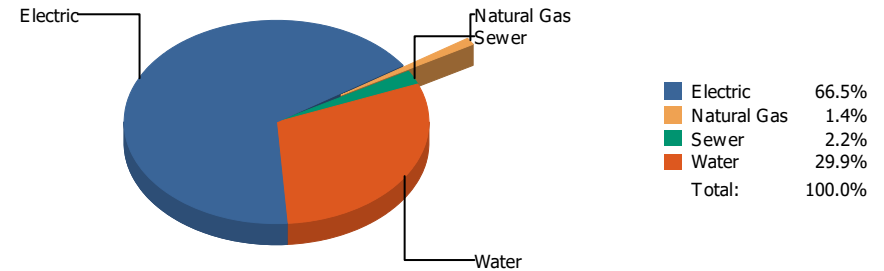


Commodity	Common Use	Energy Use	Energy Use / Area	Total Cost	Cost / Unit	Cost / Area
Place: [FRANKLIN] FRANKLIN HIGH SCHOOL 010 [BUILDING]						
Area: 329,377 SqFt						
Billing Period: Jun 2021						
ELECTRIC	177,196.00 kWh	604,593 KBtu	1.836 KBtu/SqFt	\$27,909.40	\$0.158 /kWh	\$0.085 /SqFt
NATURALGAS	841.00 CCF	86,623 KBtu	0.263 KBtu/SqFt	\$757.67	\$0.901 /CCF	\$0.002 /SqFt
SEWER	517.00 CCF			\$1,504.71	\$2.910 /CCF	\$0.005 /SqFt
WATER	1,034.00 CCF			\$3,483.61	\$3.369 /CCF	\$0.010 /SqFt
Totals:		691,216 KBtu	2.099 KBtu/SqFt	\$33,655.39		

Energy

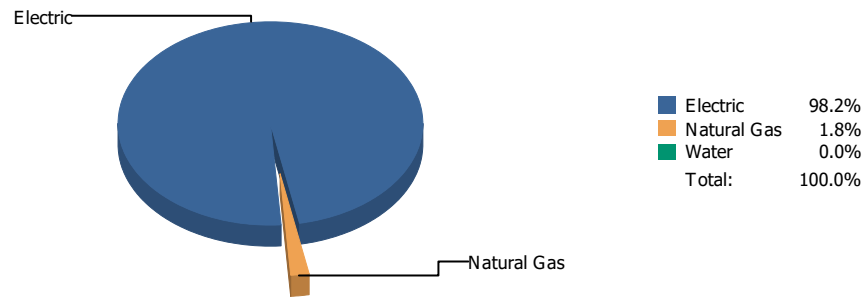


Cost

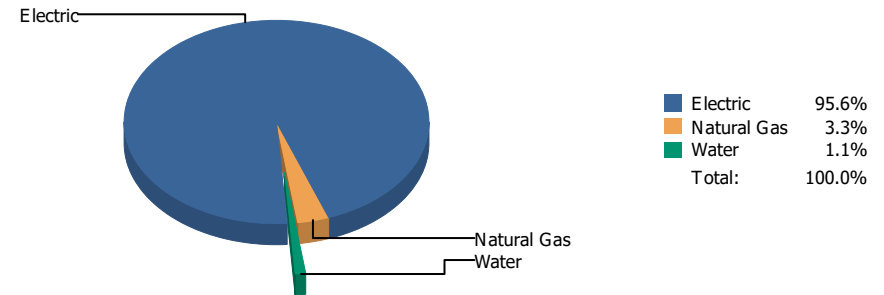


Commodity	Common Use	Energy Use	Energy Use / Area	Total Cost	Cost / Unit	Cost / Area
Place: [FRANKLIN9THGRADECENTER_2] FRANKLIN 9TH GRADE CENTER 053 [BUILDING]						
Area: 193,158 SqFt						
Billing Period: Jun 2021						
ELECTRIC	80,028.00 kWh	273,056 KBtu	1.414 KBtu/SqFt	\$12,369.92	\$0.155 /kWh	\$0.064 /SqFt
NATURALGAS	174.00 CCF	17,922 KBtu	0.093 KBtu/SqFt	\$253.08	\$1.454 /CCF	\$0.001 /SqFt
SEWER	20.00 CCF			\$411.31	\$20.566 /CCF	\$0.002 /SqFt
WATER	2,252.00 CCF			\$5,556.78	\$2.467 /CCF	\$0.029 /SqFt
Totals:		290,978 KBtu	1.506 KBtu/SqFt	\$18,591.09		

Energy

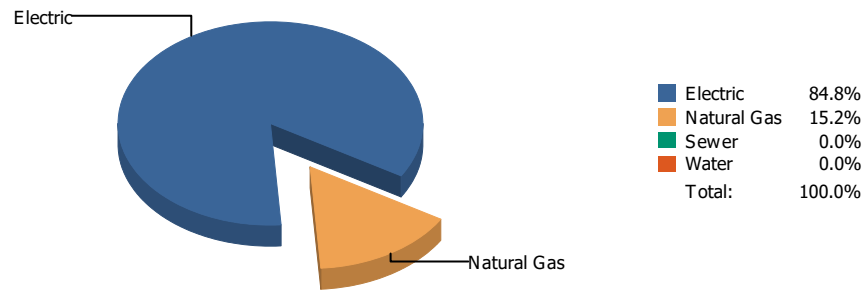


Cost

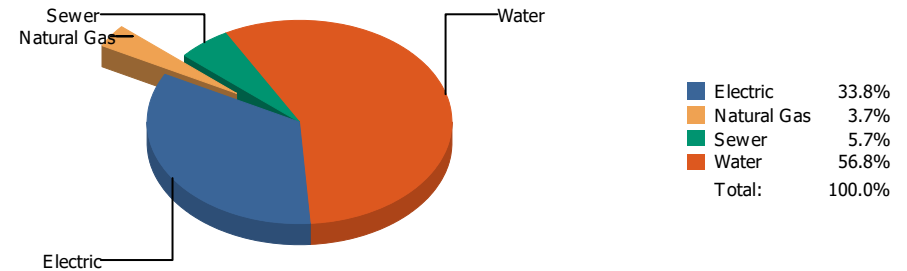


Commodity	Common Use	Energy Use	Energy Use / Area	Total Cost	Cost / Unit	Cost / Area
Place: [GAMBLE] JAMES GAMBLE WAREHOUSE [BUILDING]						
Area: 53,241 SqFt						
Billing Period: Jun 2021						
ELECTRIC	37,600.00 kWh	128,291 KBtu	2.410 KBtu/SqFt	\$5,140.15	\$0.137 /kWh	\$0.097 /SqFt
NATURALGAS	23.00 CCF	2,369 KBtu	0.044 KBtu/SqFt	\$174.97	\$7.607 /CCF	\$0.003 /SqFt
WATER	0.00 CCF			\$60.68	\$0.000 /CCF	\$0.001 /SqFt
Totals:		130,660 KBtu	2.454 KBtu/SqFt	\$5,375.80		

Energy

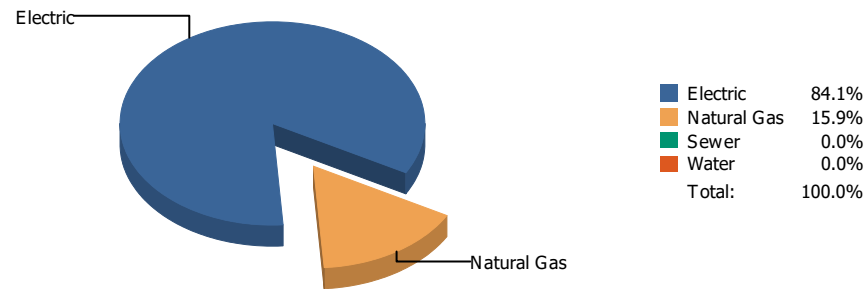


Cost

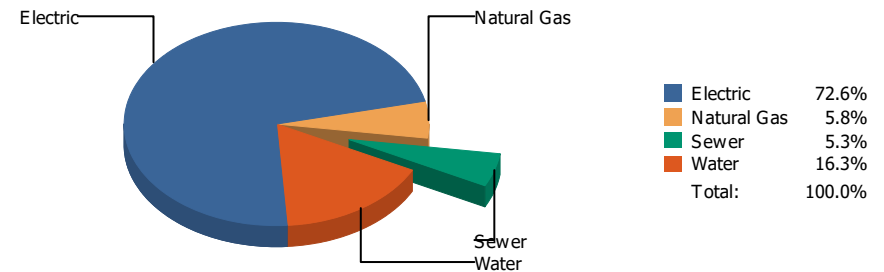


Commodity	Common Use	Energy Use	Energy Use / Area	Total Cost	Cost / Unit	Cost / Area
Place: [GREEN] GREEN ELEMENTARY SCHOOL 162 [BUILDING]						
Area: 88,156 SqFt						
Billing Period: Jun 2021						
ELECTRIC	28,200.00 kWh	96,218 KBtu	1.091 KBtu/SqFt	\$3,744.49	\$0.133 /kWh	\$0.042 /SqFt
NATURALGAS	168.00 CCF	17,304 KBtu	0.196 KBtu/SqFt	\$412.82	\$2.457 /CCF	\$0.005 /SqFt
SEWER	70.00 CCF			\$629.20	\$8.989 /CCF	\$0.007 /SqFt
WATER	869.00 CCF			\$6,298.13	\$7.248 /CCF	\$0.071 /SqFt
Totals:		113,522 KBtu	1.288 KBtu/SqFt	\$11,084.64		

Energy

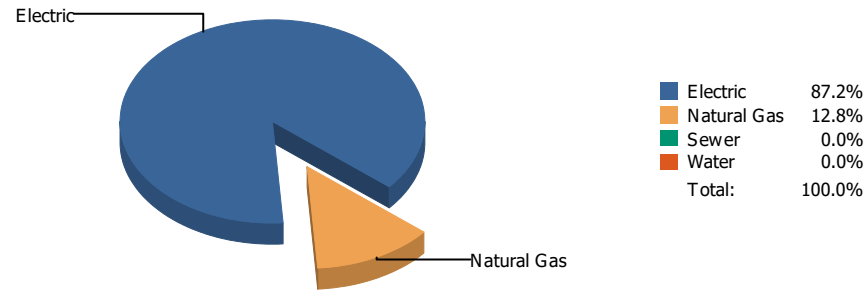


Cost

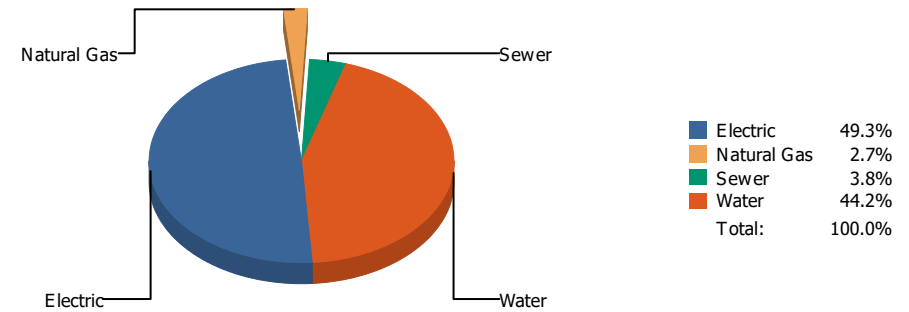


Commodity	Common Use	Energy Use	Energy Use / Area	Total Cost	Cost / Unit	Cost / Area
Place: [GUERRERO] ROSA GUERRERO ELEMENTARY 163 [BUILDING]						
Area: 88,641 SqFt						
Billing Period: Jun 2021						
ELECTRIC	34,640.00 kWh	118,192 KBtu	1.333 KBtu/SqFt	\$5,469.78	\$0.158 /kWh	\$0.062 /SqFt
NATURALGAS	217.00 CCF	22,351 KBtu	0.252 KBtu/SqFt	\$438.25	\$2.020 /CCF	\$0.005 /SqFt
SEWER	24.00 CCF			\$399.17	\$16.632 /CCF	\$0.004 /SqFt
WATER	407.00 CCF			\$1,225.96	\$3.012 /CCF	\$0.014 /SqFt
Totals:		140,543 KBtu	1.586 KBtu/SqFt	\$7,533.16		

Energy

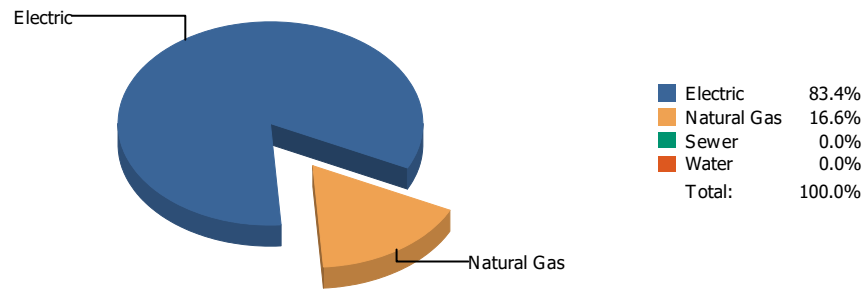


Cost

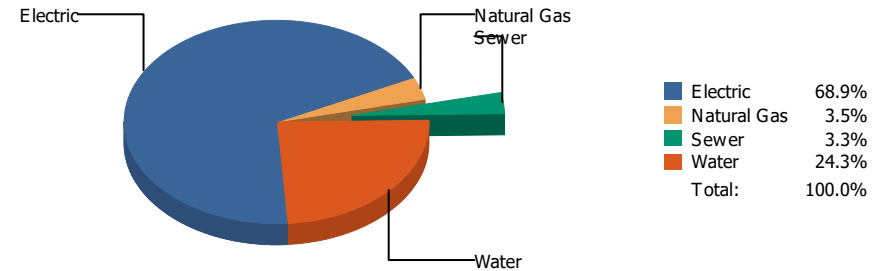


Commodity	Common Use	Energy Use	Energy Use / Area	Total Cost	Cost / Unit	Cost / Area
Place: [GUILLEN] GUILLEN 044 [BUILDING]						
Area: 223,773 SqFt						
Billing Period: Jun 2021						
ELECTRIC	72,384.00 kWh	246,974 KBtu	1.104 KBtu/SqFt	\$9,342.88	\$0.129 /kWh	\$0.042 /SqFt
NATURALGAS	353.00 CCF	36,359 KBtu	0.162 KBtu/SqFt	\$508.79	\$1.441 /CCF	\$0.002 /SqFt
SEWER	170.00 CCF			\$720.37	\$4.237 /CCF	\$0.003 /SqFt
WATER	1,706.00 CCF			\$8,372.32	\$4.908 /CCF	\$0.037 /SqFt
Totals:		283,333 KBtu	1.266 KBtu/SqFt	\$18,944.36		

Energy

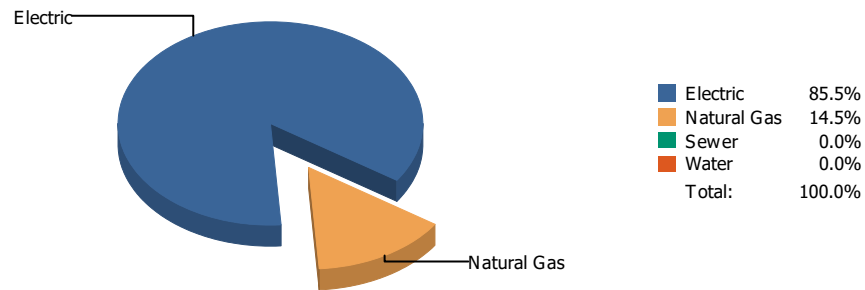


Cost

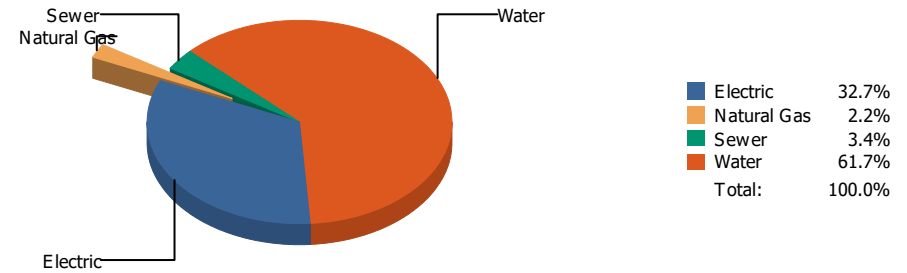


Commodity	Common Use	Energy Use	Energy Use / Area	Total Cost	Cost / Unit	Cost / Area
Place: [HART] HART 118 [BUILDING] Area: 63,357 SqFt Billing Period: Jun 2021						
ELECTRIC	49,440.00 kWh	168,689 KBtu	2.663 KBtu/SqFt	\$6,455.68	\$0.131 /kWh	\$0.102 /SqFt
NATURALGAS	325.00 CCF	33,475 KBtu	0.528 KBtu/SqFt	\$331.10	\$1.019 /CCF	\$0.005 /SqFt
SEWER	32.00 CCF			\$308.88	\$9.653 /CCF	\$0.005 /SqFt
WATER	412.00 CCF			\$2,277.56	\$5.528 /CCF	\$0.036 /SqFt
Totals:		202,164 KBtu	3.191 KBtu/SqFt	\$9,373.22		

Energy

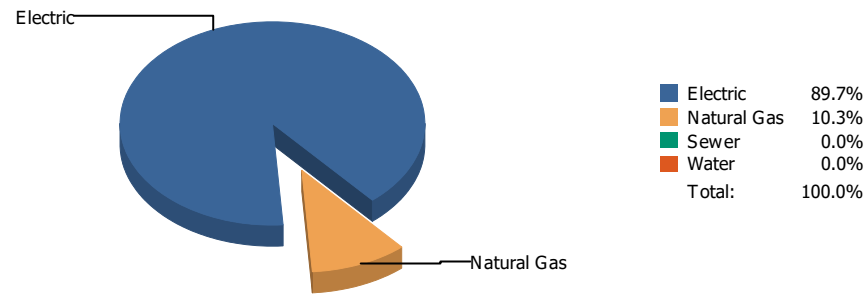


Cost

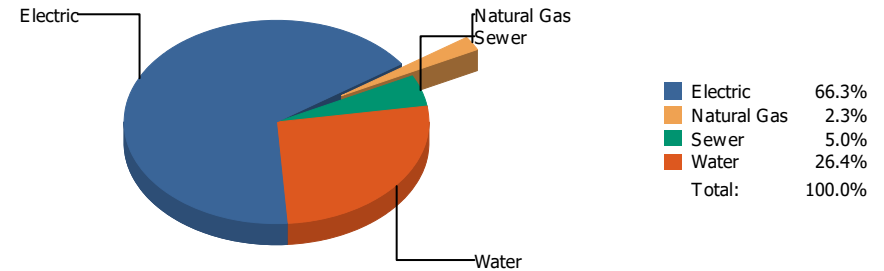


Commodity	Common Use	Energy Use	Energy Use / Area	Total Cost	Cost / Unit	Cost / Area
Place: [HAWKINS] HAWKINS 119 [BUILDING]						
Area: 57,207 SqFt						
Billing Period: Jun 2021						
ELECTRIC	29,193.00 kWh	99,607 KBtu	1.741 KBtu/SqFt	\$3,734.20	\$0.128 /kWh	\$0.065 /SqFt
NATURALGAS	164.00 CCF	16,892 KBtu	0.295 KBtu/SqFt	\$247.75	\$1.511 /CCF	\$0.004 /SqFt
SEWER	103.00 CCF			\$387.38	\$3.761 /CCF	\$0.007 /SqFt
WATER	2,023.00 CCF			\$7,047.53	\$3.484 /CCF	\$0.123 /SqFt
Totals:		116,499 KBtu	2.036 KBtu/SqFt	\$11,416.86		

Energy

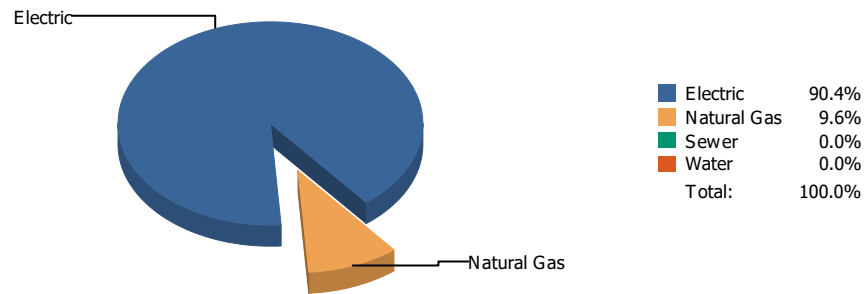


Cost

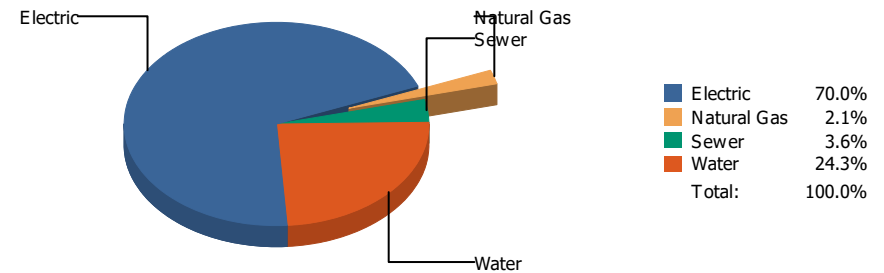


Commodity	Common Use	Energy Use	Energy Use / Area	Total Cost	Cost / Unit	Cost / Area
Place: [HENDERSO] HENDERSON 041 [BUILDING]						
Area: 145,254 SqFt						
Billing Period: Jun 2021						
ELECTRIC	82,966.00 kWh	283,080 KBtu	1.949 KBtu/SqFt	\$10,709.71	\$0.129 /kWh	\$0.074 /SqFt
NATURALGAS	317.00 CCF	32,651 KBtu	0.225 KBtu/SqFt	\$377.75	\$1.192 /CCF	\$0.003 /SqFt
SEWER	153.00 CCF			\$811.80	\$5.306 /CCF	\$0.006 /SqFt
WATER	750.00 CCF			\$4,266.22	\$5.688 /CCF	\$0.029 /SqFt
Totals:		315,731 KBtu	2.174 KBtu/SqFt	\$16,165.48		

Energy



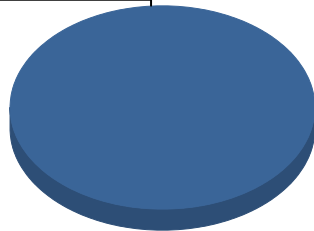
Cost



Commodity	Common Use	Energy Use	Energy Use / Area	Total Cost	Cost / Unit	Cost / Area
Place: [HERRERA_1] HERRERA ELEMENTARY 174 [BUILDING]						
Area: 86,275 SqFt						
Billing Period: Jun 2021						
ELECTRIC	65,200.00 kWh	222,462 KBtu	2.579 KBtu/SqFt	\$9,284.14	\$0.142 /kWh	\$0.108 /SqFt
NATURALGAS	229.00 CCF	23,587 KBtu	0.273 KBtu/SqFt	\$281.56	\$1.230 /CCF	\$0.003 /SqFt
SEWER	48.00 CCF			\$472.91	\$9.852 /CCF	\$0.005 /SqFt
WATER	565.00 CCF			\$3,218.57	\$5.697 /CCF	\$0.037 /SqFt
Totals:		246,049 KBtu	2.852 KBtu/SqFt	\$13,257.18		

Energy

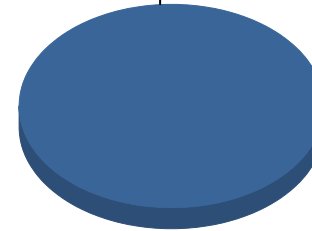
Electric



■ Electric 100.0%
Total: 100.0%

Cost

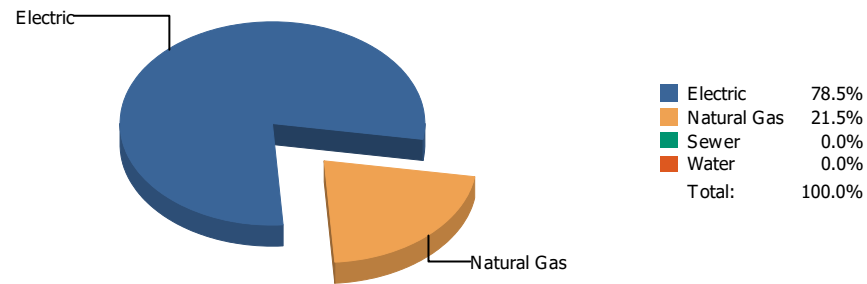
Electric



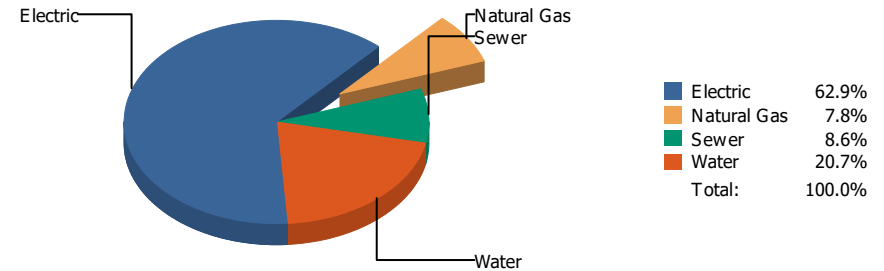
■ Electric 100.0%
Total: 100.0%

Commodity	Common Use	Energy Use	Energy Use / Area	Total Cost	Cost / Unit	Cost / Area
Place: [HIGHLAND] HIGHLAND/ANNEX 120 [BUILDING]						
Area: 33,705 SqFt						
Billing Period: Jun 2021						
ELECTRIC	34,760.00 kWh	118,601 KBtu	3.519 KBtu/SqFt	\$3,090.76	\$0.089 /kWh	\$0.092 /SqFt
Totals:		118,601 KBtu	3.519 KBtu/SqFt	\$3,090.76		

Energy

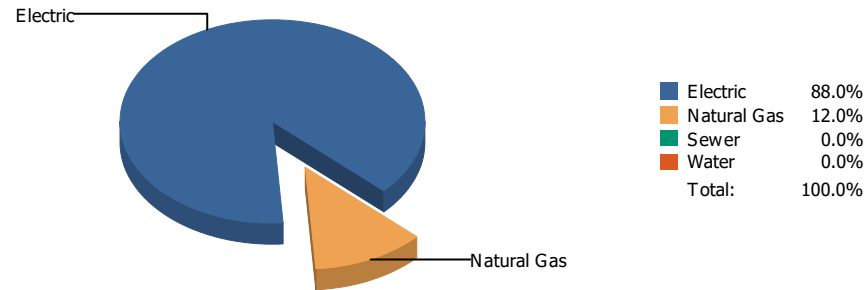


Cost

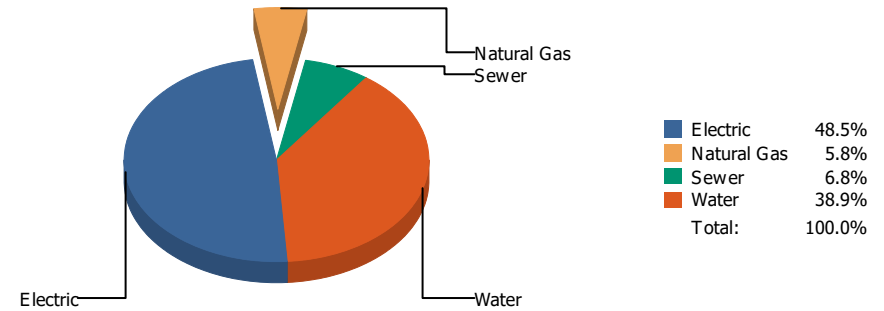


Commodity	Common Use	Energy Use	Energy Use / Area	Total Cost	Cost / Unit	Cost / Area
Place: [HILLSIDE] HILLSIDE 121 [BUILDING]						
Area: 80,656 SqFt						
Billing Period: Jun 2021						
ELECTRIC	35,896.00 kWh	122,477 KBtu	1.519 KBtu/SqFt	\$5,267.85	\$0.147 /kWh	\$0.065 /SqFt
NATURALGAS	326.00 CCF	33,578 KBtu	0.416 KBtu/SqFt	\$657.93	\$2.018 /CCF	\$0.008 /SqFt
SEWER	172.00 CCF			\$724.77	\$4.214 /CCF	\$0.009 /SqFt
WATER	416.00 CCF			\$1,730.93	\$4.161 /CCF	\$0.021 /SqFt
Totals:		156,055 KBtu	1.935 KBtu/SqFt	\$8,381.48		

Energy

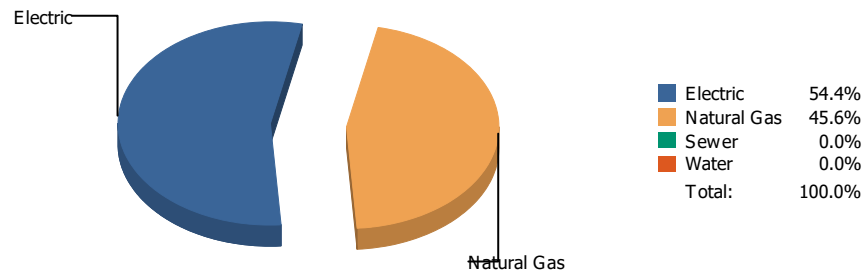


Cost

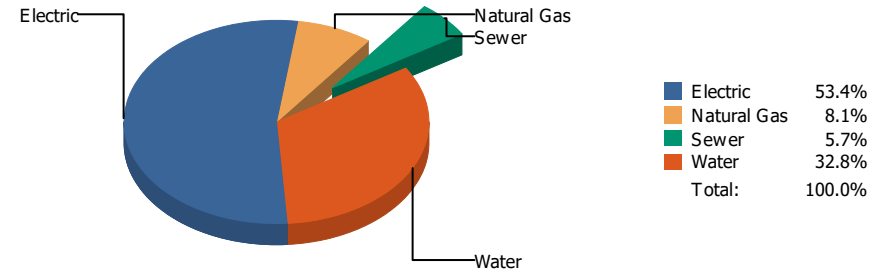


Commodity	Common Use	Energy Use	Energy Use / Area	Total Cost	Cost / Unit	Cost / Area
Place: [HOUSTON] HOUSTON 122 [BUILDING]						
Area: 84,178 SqFt						
Billing Period: Jun 2021						
ELECTRIC	24,240.00 kWh	82,707 KBtu	0.983 KBtu/SqFt	\$3,195.14	\$0.132 /kWh	\$0.038 /SqFt
NATURALGAS	109.00 CCF	11,227 KBtu	0.133 KBtu/SqFt	\$382.37	\$3.508 /CCF	\$0.004 /SqFt
SEWER	47.00 CCF			\$449.77	\$9.570 /CCF	\$0.005 /SqFt
WATER	597.00 CCF			\$2,563.41	\$4.294 /CCF	\$0.030 /SqFt
Totals:		93,934 KBtu	1.116 KBtu/SqFt	\$6,590.69		

Energy

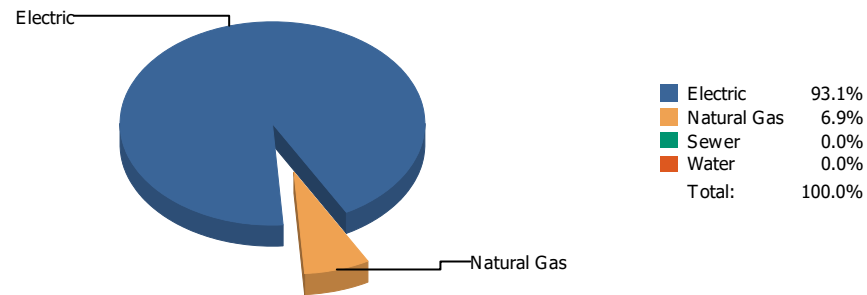


Cost

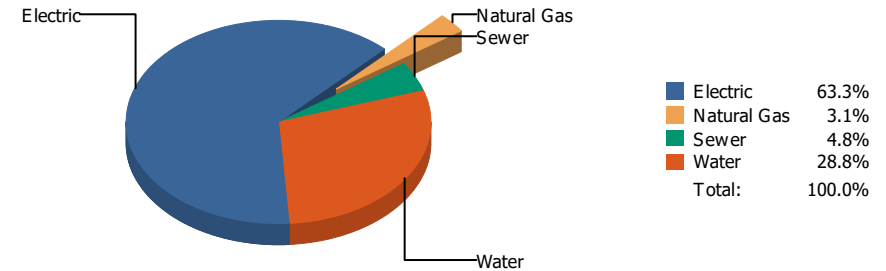


Commodity	Common Use	Energy Use	Energy Use / Area	Total Cost	Cost / Unit	Cost / Area
Place: [HUGHEY] HUGHEY 123 [BUILDING] Area: 74,815 SqFt Billing Period: Jun 2021						
ELECTRIC	40,693.00 kWh	138,845 KBtu	1.856 KBtu/SqFt	\$6,090.86	\$0.150 /kWh	\$0.081 /SqFt
NATURALGAS	1,132.00 CCF	116,596 KBtu	1.558 KBtu/SqFt	\$922.25	\$0.815 /CCF	\$0.012 /SqFt
SEWER	90.00 CCF			\$652.26	\$7.247 /CCF	\$0.009 /SqFt
WATER	551.00 CCF			\$3,749.08	\$6.804 /CCF	\$0.050 /SqFt
Totals:		255,441 KBtu	3.414 KBtu/SqFt	\$11,414.45		

Energy

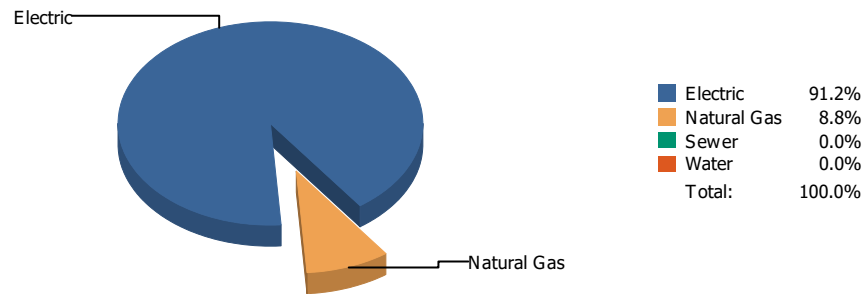


Cost

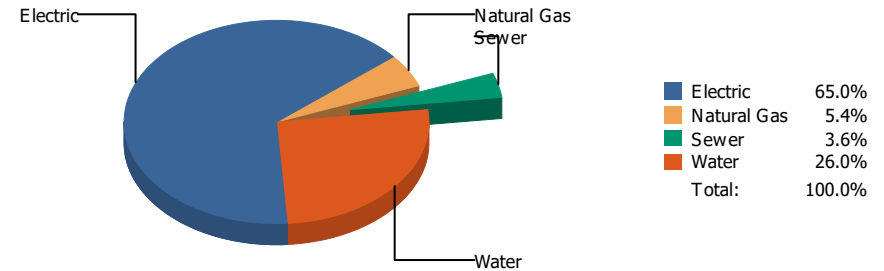


Commodity	Common Use	Energy Use	Energy Use / Area	Total Cost	Cost / Unit	Cost / Area
Place: [IRVIN] IRVIN 008 [BUILDING]						
Area: 303,804 SqFt						
Billing Period: Jun 2021						
ELECTRIC	151,730.00 kWh	517,703 KBtu	1.704 KBtu/SqFt	\$20,629.07	\$0.136 /kWh	\$0.068 /SqFt
NATURALGAS	373.00 CCF	38,419 KBtu	0.126 KBtu/SqFt	\$1,007.98	\$2.702 /CCF	\$0.003 /SqFt
SEWER	601.00 CCF			\$1,560.68	\$2.597 /CCF	\$0.005 /SqFt
WATER	2,034.00 CCF			\$9,405.49	\$4.624 /CCF	\$0.031 /SqFt
Totals:		556,122 KBtu	1.831 KBtu/SqFt	\$32,603.22		

Energy

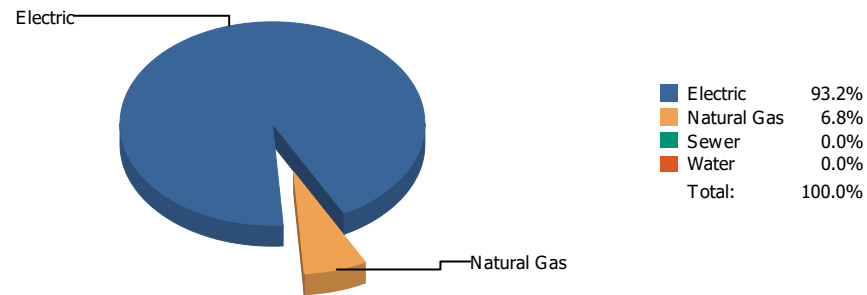


Cost

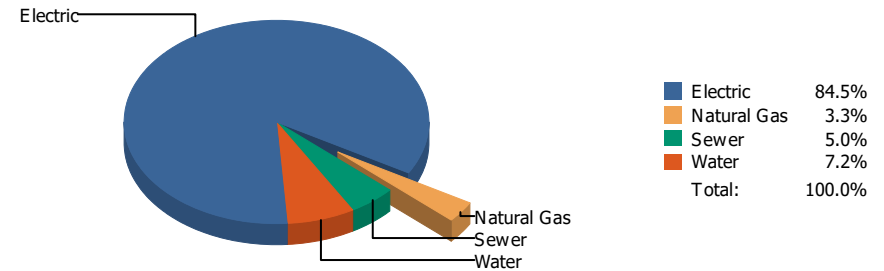


Commodity	Common Use	Energy Use	Energy Use / Area	Total Cost	Cost / Unit	Cost / Area
Place: [JEFFERSN] JEFFERSON 009 [BUILDING]						
Area: 257,708 SqFt						
Billing Period: Jun 2021						
ELECTRIC	110,253.00 kWh	376,183 KBtu	1.460 KBtu/SqFt	\$13,844.61	\$0.126 /kWh	\$0.053 /SqFt
NATURALGAS	353.00 CCF	36,359 KBtu	0.141 KBtu/SqFt	\$1,160.36	\$3.287 /CCF	\$0.004 /SqFt
SEWER	98.00 CCF			\$775.45	\$7.913 /CCF	\$0.003 /SqFt
WATER	840.00 CCF			\$5,532.69	\$6.587 /CCF	\$0.021 /SqFt
Totals:		412,542 KBtu	1.601 KBtu/SqFt	\$21,313.11		

Energy

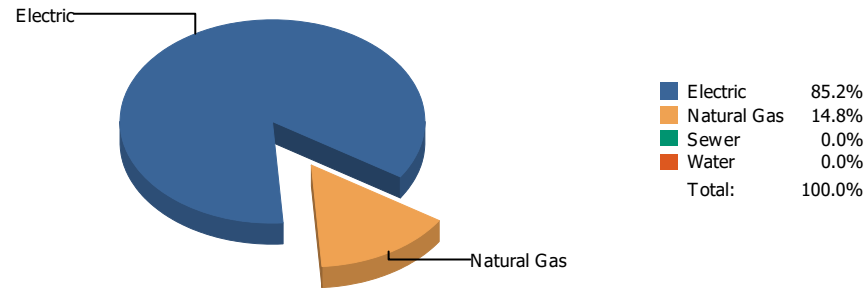


Cost

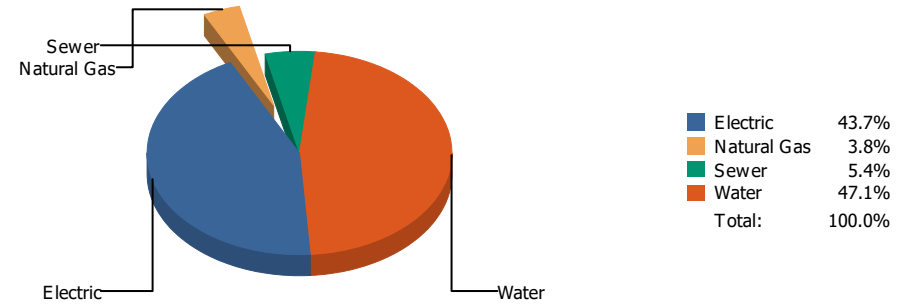


Commodity	Common Use	Energy Use	Energy Use / Area	Total Cost	Cost / Unit	Cost / Area
Place: [JOHNSON] L.B. JOHNSON 155 [BUILDING]						
Area: 87,993 SqFt						
Billing Period: Jun 2021						
ELECTRIC	51,100.00 kWh	174,353 KBtu	1.981 KBtu/SqFt	\$5,844.25	\$0.114 /kWh	\$0.066 /SqFt
NATURALGAS	123.00 CCF	12,669 KBtu	0.144 KBtu/SqFt	\$226.67	\$1.843 /CCF	\$0.003 /SqFt
SEWER	48.00 CCF			\$344.08	\$7.168 /CCF	\$0.004 /SqFt
WATER	107.00 CCF			\$497.25	\$4.647 /CCF	\$0.006 /SqFt
Totals:		187,022 KBtu	2.125 KBtu/SqFt	\$6,912.25		

Energy

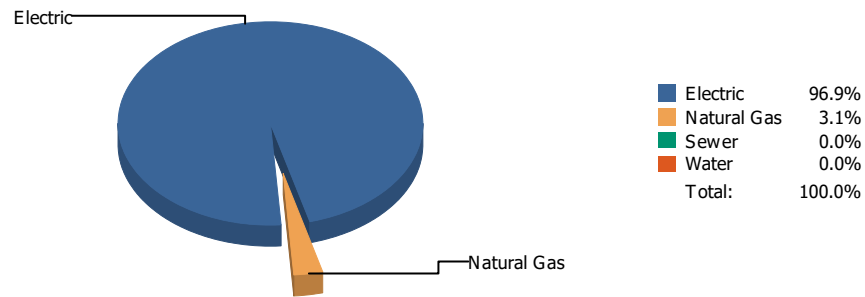


Cost

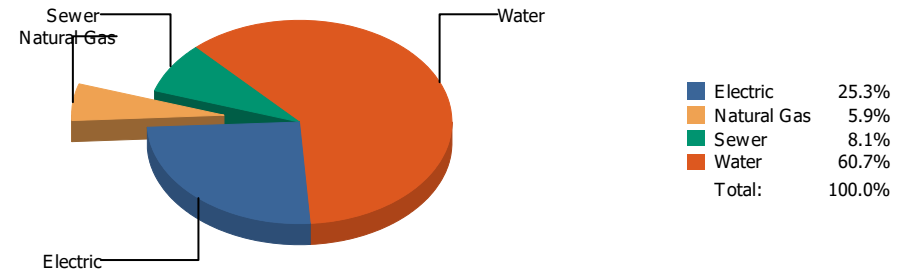


Commodity	Common Use	Energy Use	Energy Use / Area	Total Cost	Cost / Unit	Cost / Area
Place: [KOHLBERG] KOHLBERG ELEMENTARY [BUILDING]						
Area: 99,884 SqFt						
Billing Period: Jun 2021						
ELECTRIC	35,180.00 kWh	120,034 KBtu	1.202 KBtu/SqFt	\$4,895.45	\$0.139 /kWh	\$0.049 /SqFt
NATURALGAS	203.00 CCF	20,909 KBtu	0.209 KBtu/SqFt	\$431.07	\$2.123 /CCF	\$0.004 /SqFt
SEWER	126.00 CCF			\$601.42	\$4.773 /CCF	\$0.006 /SqFt
WATER	803.00 CCF			\$5,281.69	\$6.577 /CCF	\$0.053 /SqFt
Totals:		140,943 KBtu	1.411 KBtu/SqFt	\$11,209.63		

Energy

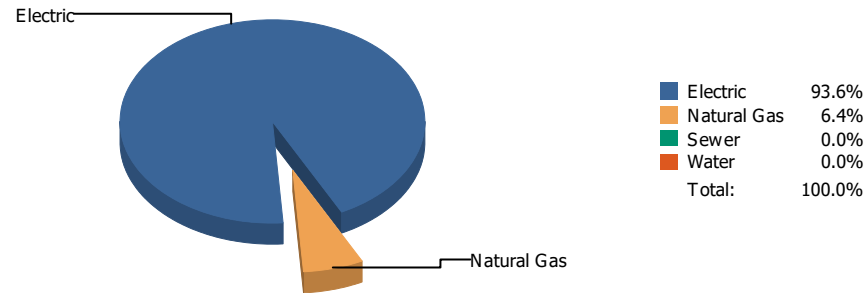


Cost

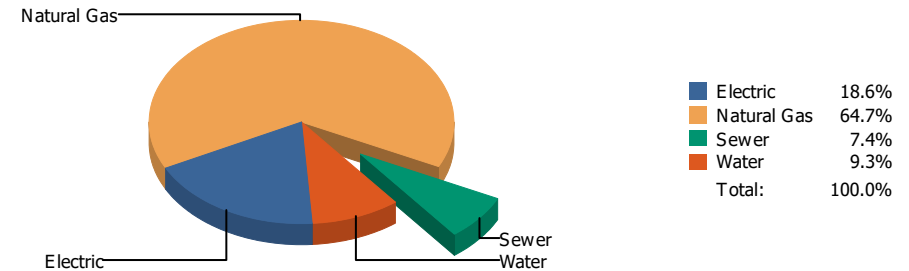


Commodity	Common Use	Energy Use	Energy Use / Area	Total Cost	Cost / Unit	Cost / Area
Place: [LAMAR] LAMAR 125 [BUILDING]						
Area: 76,252 SqFt						
Billing Period: Jun 2021						
ELECTRIC	16,800.00 kWh	57,322 KBtu	0.752 KBtu/SqFt	\$2,121.55	\$0.126 /kWh	\$0.028 /SqFt
NATURALGAS	18.00 CCF	1,854 KBtu	0.024 KBtu/SqFt	\$498.20	\$27.678 /CCF	\$0.006 /SqFt
SEWER	42.00 CCF			\$677.25	\$16.125 /CCF	\$0.009 /SqFt
WATER	823.00 CCF			\$5,097.29	\$6.194 /CCF	\$0.067 /SqFt
Totals:		59,176 KBtu	0.776 KBtu/SqFt	\$8,394.29		

Energy

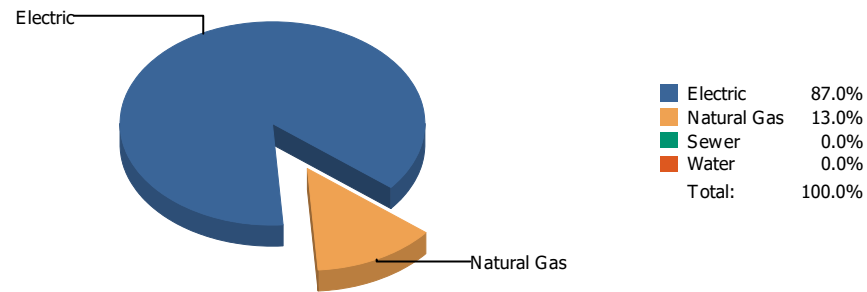


Cost

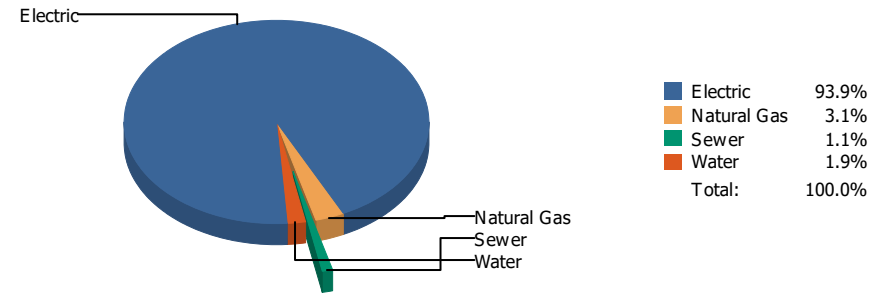


Commodity	Common Use	Energy Use	Energy Use / Area	Total Cost	Cost / Unit	Cost / Area
Place: [LIVE-MAT] LIVE MATERIAL CENTER 929 [BUILDING]						
Area: 2,483 SqFt						
Billing Period: Jun 2021						
ELECTRIC	440.00 kWh	1,501 KBtu	0.605 KBtu/SqFt	\$93.56	\$0.213 /kWh	\$0.038 /SqFt
NATURALGAS	1.00 CCF	103 KBtu	0.041 KBtu/SqFt	\$326.43	\$326.430 /CCF	\$0.131 /SqFt
SEWER	1.00 CCF			\$37.22	\$37.220 /CCF	\$0.015 /SqFt
WATER	8.00 CCF			\$46.98	\$5.873 /CCF	\$0.019 /SqFt
Totals:		1,604 KBtu	0.646 KBtu/SqFt	\$504.19		

Energy

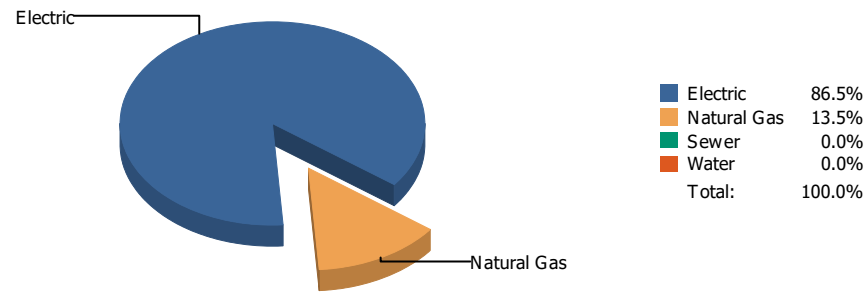


Cost

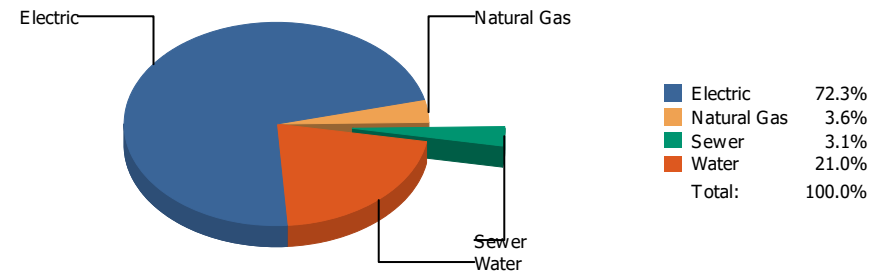


Commodity	Common Use	Energy Use	Energy Use / Area	Total Cost	Cost / Unit	Cost / Area
Place: [LOGAN] LOGAN 128 [BUILDING] Area: 72,248 SqFt Billing Period: Jun 2021						
ELECTRIC	66,000.00 kWh	225,192 KBtu	3.117 KBtu/SqFt	\$10,002.32	\$0.152 /kWh	\$0.138 /SqFt
NATURALGAS	326.00 CCF	33,578 KBtu	0.465 KBtu/SqFt	\$331.79	\$1.018 /CCF	\$0.005 /SqFt
SEWER	4.00 CCF			\$116.69	\$29.173 /CCF	\$0.002 /SqFt
WATER	32.00 CCF			\$197.11	\$6.160 /CCF	\$0.003 /SqFt
Totals:		258,770 KBtu	3.582 KBtu/SqFt	\$10,647.91		

Energy

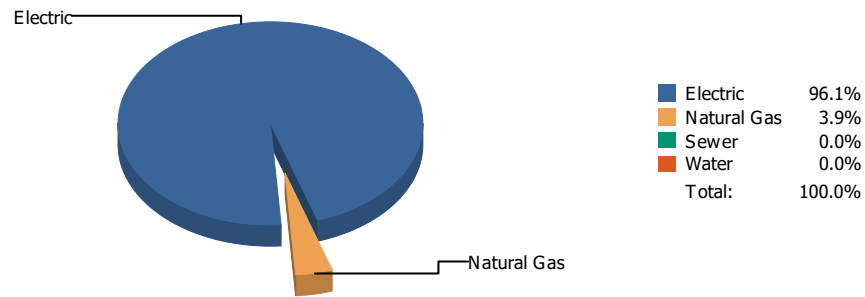


Cost

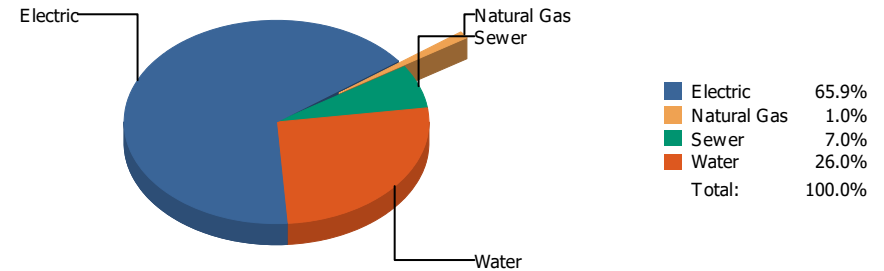


Commodity	Common Use	Energy Use	Energy Use / Area	Total Cost	Cost / Unit	Cost / Area
Place: [LUNDY_2] LUNDY 177 [BUILDING]						
Area: 112,731 SqFt						
Billing Period: Jun 2021						
ELECTRIC	77,000.00 kWh	262,724 KBtu	2.331 KBtu/SqFt	\$10,723.07	\$0.139 /kWh	\$0.095 /SqFt
NATURALGAS	398.00 CCF	40,994 KBtu	0.364 KBtu/SqFt	\$532.08	\$1.337 /CCF	\$0.005 /SqFt
SEWER	41.00 CCF			\$457.51	\$11.159 /CCF	\$0.004 /SqFt
WATER	546.00 CCF			\$3,110.46	\$5.697 /CCF	\$0.028 /SqFt
Totals:		303,718 KBtu	2.694 KBtu/SqFt	\$14,823.12		

Energy



Cost



Commodity	Common Use	Energy Use	Energy Use / Area	Total Cost	Cost / Unit	Cost / Area
Place: [MAC] MACARTHUR 129 [BUILDING]						
Area: 143,341 SqFt						
Billing Period: Jun 2021						
ELECTRIC	117,600.00 kWh	401,251 KBtu	2.799 KBtu/SqFt	\$15,578.35	\$0.132 /kWh	\$0.109 /SqFt
NATURALGAS	159.00 CCF	16,377 KBtu	0.114 KBtu/SqFt	\$245.32	\$1.543 /CCF	\$0.002 /SqFt
SEWER	647.00 CCF			\$1,661.88	\$2.569 /CCF	\$0.012 /SqFt
WATER	1,640.00 CCF			\$6,142.45	\$3.745 /CCF	\$0.043 /SqFt
Totals:		417,628 KBtu	2.914 KBtu/SqFt	\$23,628.00		

Energy

Electric



Electric	100.0%
Natural Gas	0.0%
Sewer	0.0%
Water	0.0%
Total:	100.0%

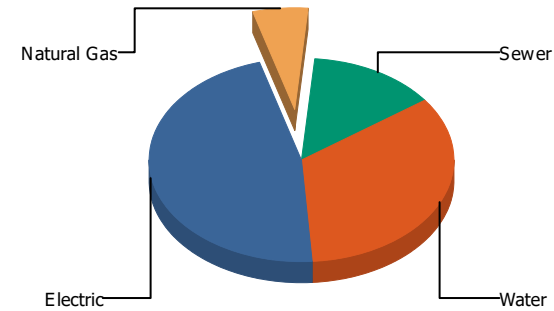
Cost

Natural Gas

Sewer

Electric

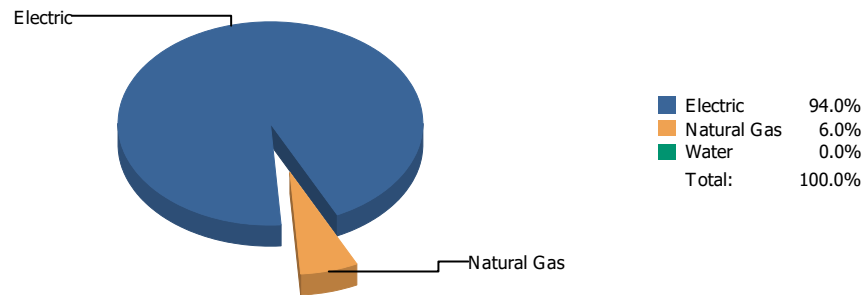
Water



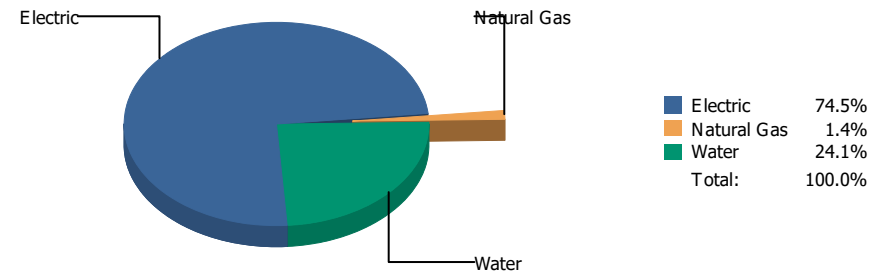
Electric	46.8%
Natural Gas	5.9%
Sewer	13.5%
Water	33.9%
Total:	100.0%

Commodity	Common Use	Energy Use	Energy Use / Area	Total Cost	Cost / Unit	Cost / Area
Place: [MAGOFFIN] MAGOFFIN 047 [BUILDING]						
Area: 76,378 SqFt						
Billing Period: Jun 2021						
ELECTRIC	8,859.00 kWh	30,227 KBtu	0.396 KBtu/SqFt	\$1,297.28	\$0.146 /kWh	\$0.017 /SqFt
NATURALGAS	0.00 CCF	0 KBtu	0.000 KBtu/SqFt	\$162.96	\$0.000 /CCF	\$0.002 /SqFt
SEWER	3.00 CCF			\$373.91	\$124.637 /CCF	\$0.005 /SqFt
WATER	49.00 CCF			\$940.52	\$19.194 /CCF	\$0.012 /SqFt
Totals:		30,227 KBtu	0.396 KBtu/SqFt	\$2,774.67		

Energy

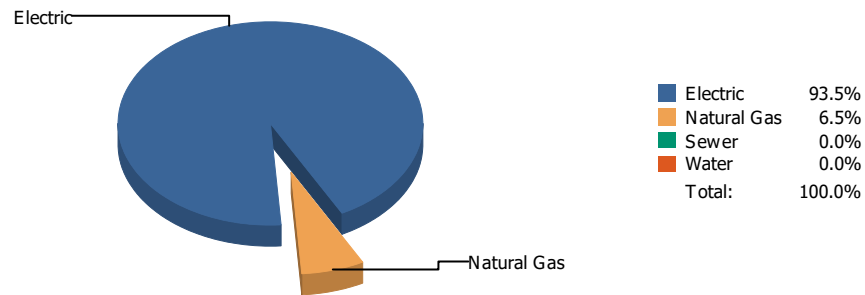


Cost

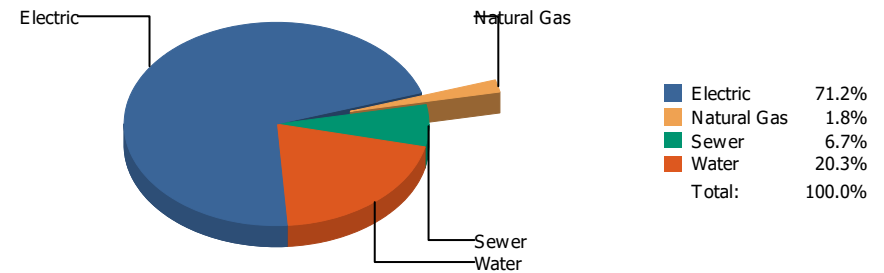


Commodity	Common Use	Energy Use	Energy Use / Area	Total Cost	Cost / Unit	Cost / Area
Place: [MAGOFFINNEWMIDDLESCHOOL] MAGOFFIN NEW MIDDLE SCHOOL [BUILDING]						
Area: 116,136 SqFt						
Billing Period: Jun 2021						
ELECTRIC	113,400.00 kWh	386,921 KBtu	3.332 KBtu/SqFt	\$15,251.72	\$0.134 /kWh	\$0.131 /SqFt
NATURALGAS	241.00 CCF	24,823 KBtu	0.214 KBtu/SqFt	\$287.79	\$1.194 /CCF	\$0.002 /SqFt
WATER	796.00 CCF			\$4,937.81	\$6.203 /CCF	\$0.043 /SqFt
Totals:		411,744 KBtu	3.545 KBtu/SqFt	\$20,477.32		

Energy



Cost



Commodity	Common Use	Energy Use	Energy Use / Area	Total Cost	Cost / Unit	Cost / Area
Place: [MAXINE] MAXINE SILVA HEALTH MAGNET 011 [BUILDING]						
Area: 80,909 SqFt						
Billing Period: Jun 2021						
ELECTRIC	70,800.00 kWh	241,570 KBtu	2.986 KBtu/SqFt	\$9,600.63	\$0.136 /kWh	\$0.119 /SqFt
NATURALGAS	164.00 CCF	16,892 KBtu	0.209 KBtu/SqFt	\$247.92	\$1.512 /CCF	\$0.003 /SqFt
SEWER	304.00 CCF			\$907.28	\$2.984 /CCF	\$0.011 /SqFt
WATER	725.00 CCF			\$2,734.08	\$3.771 /CCF	\$0.034 /SqFt
Totals:		258,462 KBtu	3.194 KBtu/SqFt	\$13,489.91		

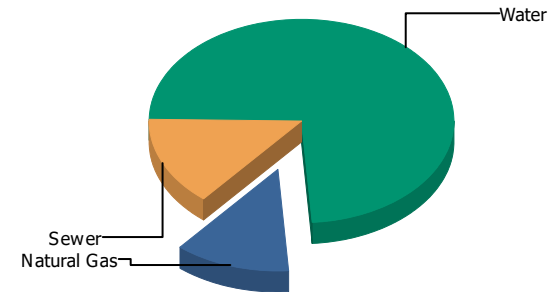
Energy

Natural Gas



Natural Gas	100.0%
Sewer	0.0%
Water	0.0%
Total:	100.0%

Cost



Natural Gas	12.2%
Sewer	14.1%
Water	73.7%
Total:	100.0%

Commodity	Common Use	Energy Use	Energy Use / Area	Total Cost	Cost / Unit	Cost / Area
Place: [MESITA] MESITA 130 [BUILDING]						
Area: 100,583 SqFt						
Billing Period: Jun 2021						
NATURALGAS	74.00 CCF	7,622 KBtu	0.076 KBtu/SqFt	\$364.25	\$4.922 /CCF	\$0.004 /SqFt
SEWER	24.00 CCF			\$420.11	\$17.505 /CCF	\$0.004 /SqFt
WATER	340.00 CCF			\$2,193.35	\$6.451 /CCF	\$0.022 /SqFt
Totals:		7,622 KBtu	0.076 KBtu/SqFt	\$2,977.71		

Energy

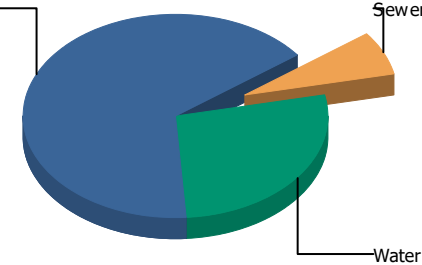
Electric



■ Electric 100.0%
 ■ Sewer 0.0%
 ■ Water 0.0%
 Total: 100.0%

Cost

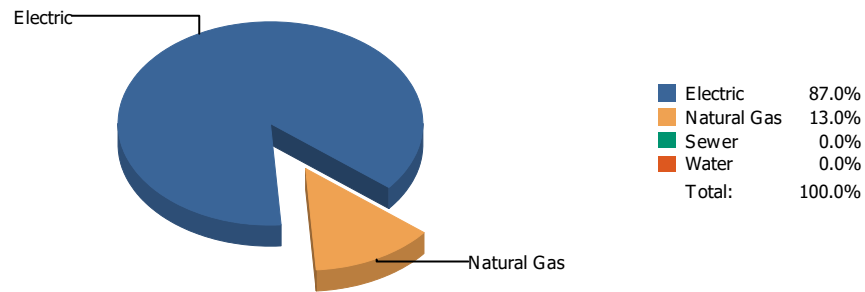
Electric



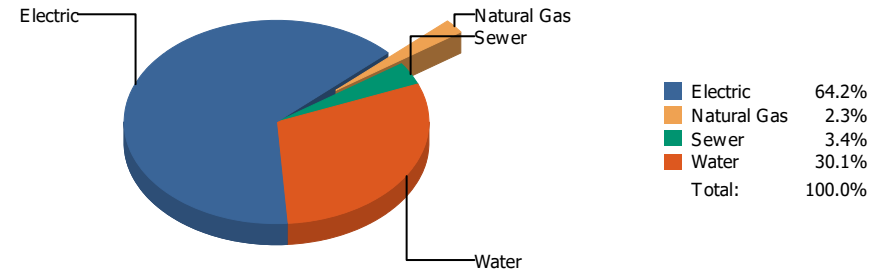
■ Electric 65.7%
 ■ Sewer 7.1%
 ■ Water 27.1%
 Total: 100.0%

Commodity	Common Use	Energy Use	Energy Use / Area	Total Cost	Cost / Unit	Cost / Area
Place: [MILAM] MILAM 131 [BUILDING]						
Area: 63,641 SqFt						
Billing Period: Jun 2021						
ELECTRIC	17,400.00 kWh	59,369 KBtu	0.933 KBtu/SqFt	\$3,132.54	\$0.180 /kWh	\$0.049 /SqFt
SEWER	46.00 CCF			\$339.68	\$7.384 /CCF	\$0.005 /SqFt
WATER	257.00 CCF			\$1,292.57	\$5.029 /CCF	\$0.020 /SqFt
Totals:		59,369 KBtu	0.933 KBtu/SqFt	\$4,764.79		

Energy

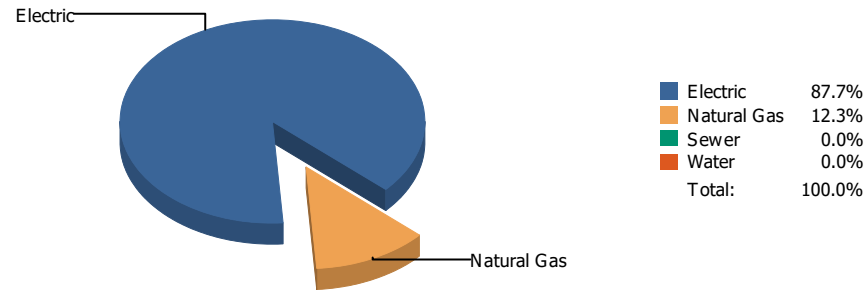


Cost

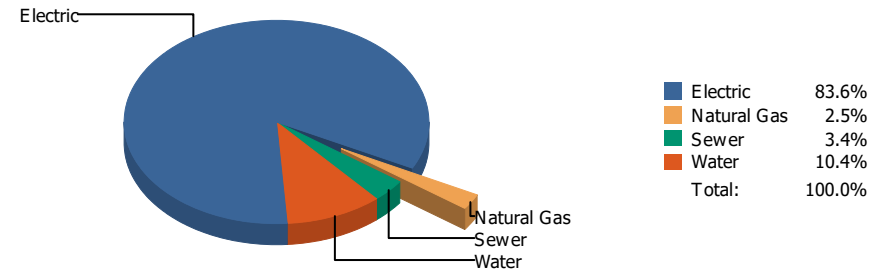


Commodity	Common Use	Energy Use	Energy Use / Area	Total Cost	Cost / Unit	Cost / Area
Place: [MOREHEAD] MOREHEAD 046 [BUILDING]						
Area: 119,353 SqFt						
Billing Period: Jun 2021						
ELECTRIC	75,461.00 kWh	257,473 KBtu	2.157 KBtu/SqFt	\$10,000.35	\$0.133 /kWh	\$0.084 /SqFt
NATURALGAS	375.00 CCF	38,625 KBtu	0.324 KBtu/SqFt	\$357.22	\$0.953 /CCF	\$0.003 /SqFt
SEWER	76.00 CCF			\$534.51	\$7.033 /CCF	\$0.004 /SqFt
WATER	1,623.00 CCF			\$4,681.53	\$2.884 /CCF	\$0.039 /SqFt
Totals:		296,098 KBtu	2.481 KBtu/SqFt	\$15,573.61		

Energy

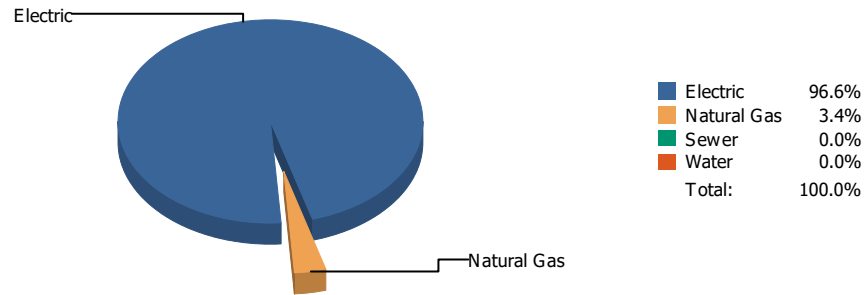


Cost

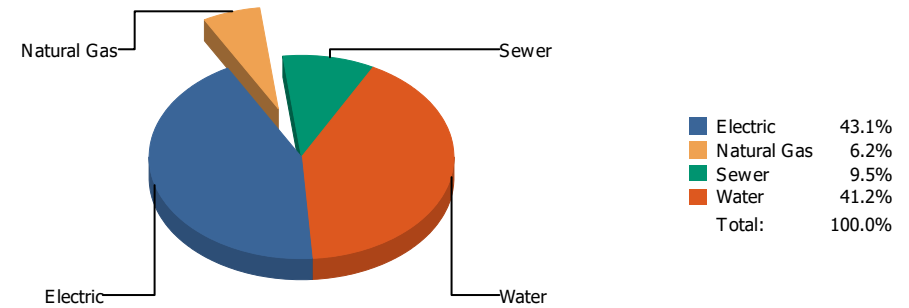


Commodity	Common Use	Energy Use	Energy Use / Area	Total Cost	Cost / Unit	Cost / Area
Place: [MOYE_2] HR MOYE [BUILDING]						
Area: 93,197 SqFt						
Billing Period: Jun 2021						
ELECTRIC	58,920.00 kWh	201,035 KBtu	2.157 KBtu/SqFt	\$10,139.35	\$0.172 /kWh	\$0.109 /SqFt
NATURALGAS	275.00 CCF	28,325 KBtu	0.304 KBtu/SqFt	\$305.39	\$1.111 /CCF	\$0.003 /SqFt
SEWER	23.00 CCF			\$417.91	\$18.170 /CCF	\$0.004 /SqFt
WATER	257.00 CCF			\$1,259.08	\$4.899 /CCF	\$0.013 /SqFt
Totals:		229,360 KBtu	2.461 KBtu/SqFt	\$12,121.73		

Energy



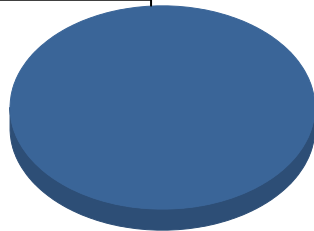
Cost



Commodity	Common Use	Energy Use	Energy Use / Area	Total Cost	Cost / Unit	Cost / Area
Place: [MULTI-MEDIACENTER] MULTI-MEDIA CENTER [BUILDING]						
Area: 27,633 SqFt						
Billing Period: Jun 2021						
ELECTRIC	8,562.92 kWh	29,217 KBtu	1.057 KBtu/SqFt	\$1,161.82	\$0.136 /kWh	\$0.042 /SqFt
NATURALGAS	10.00 CCF	1,030 KBtu	0.037 KBtu/SqFt	\$168.14	\$16.814 /CCF	\$0.006 /SqFt
SEWER	68.00 CCF			\$257.49	\$3.787 /CCF	\$0.009 /SqFt
WATER	225.00 CCF			\$1,110.90	\$4.937 /CCF	\$0.040 /SqFt
Totals:		30,247 KBtu	1.095 KBtu/SqFt	\$2,698.35		

Energy

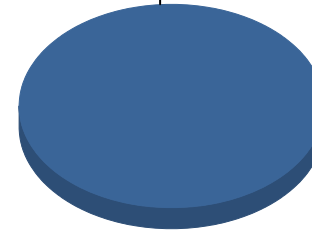
Electric



■ Electric 100.0%
Total: 100.0%

Cost

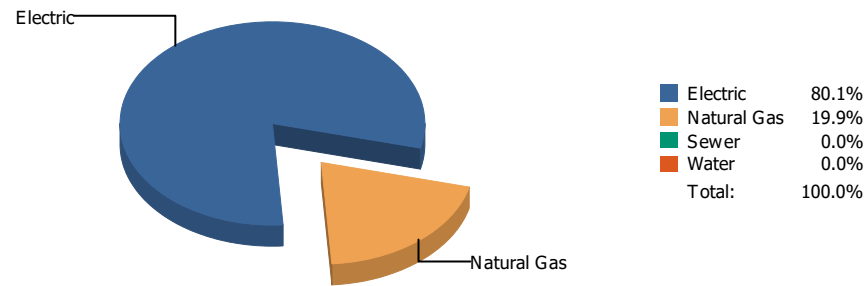
Electric



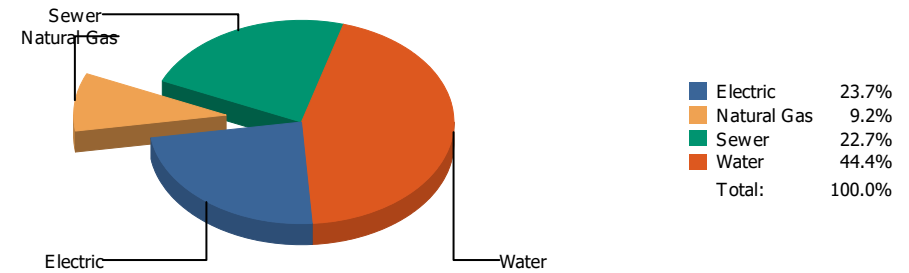
■ Electric 100.0%
Total: 100.0%

Commodity	Common Use	Energy Use	Energy Use / Area	Total Cost	Cost / Unit	Cost / Area
Place: [NE-AREA-OFFICES] N.E. AREA OFFICES 882 [BUILDING]						
Area: 7,328 SqFt						
Billing Period: Jun 2021						
ELECTRIC	80.00 kWh	273 KBtu	0.037 KBtu/SqFt	\$30.36	\$0.380 /kWh	\$0.004 /SqFt
Totals:		273 KBtu	0.037 KBtu/SqFt	\$30.36		

Energy

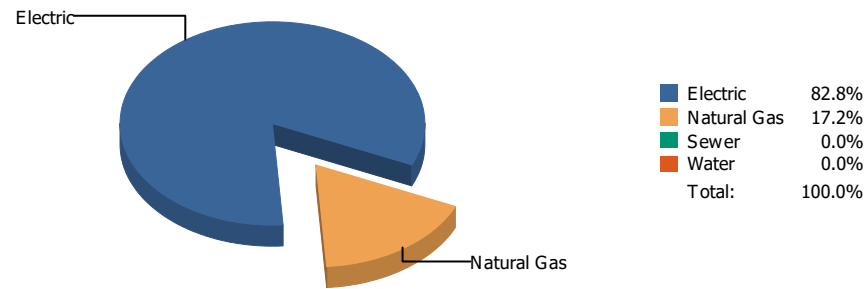


Cost

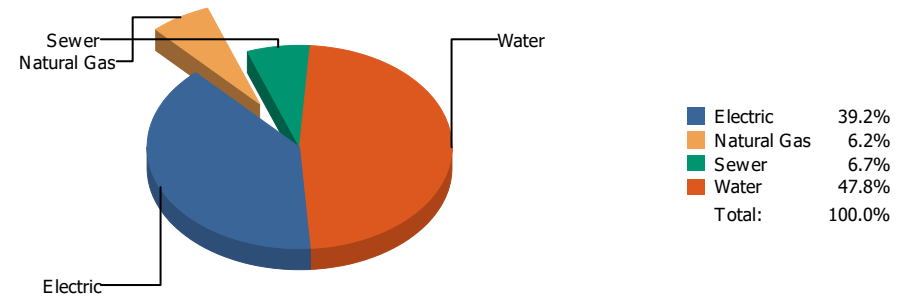


Commodity	Common Use	Energy Use	Energy Use / Area	Total Cost	Cost / Unit	Cost / Area
Place: [NETTRANSPORTATION] N.E. TRANSPORTATION 826 [BUILDING]						
Area: 5,995 SqFt						
Billing Period: Jun 2021						
ELECTRIC	4,364.00 kWh	14,890 KBtu	2.484 KBtu/SqFt	\$470.40	\$0.108 /kWh	\$0.078 /SqFt
NATURALGAS	36.00 CCF	3,708 KBtu	0.619 KBtu/SqFt	\$181.60	\$5.044 /CCF	\$0.030 /SqFt
SEWER	38.00 CCF			\$450.91	\$11.866 /CCF	\$0.075 /SqFt
WATER	186.00 CCF			\$881.07	\$4.737 /CCF	\$0.147 /SqFt
Totals:		18,598 KBtu	3.102 KBtu/SqFt	\$1,983.98		

Energy

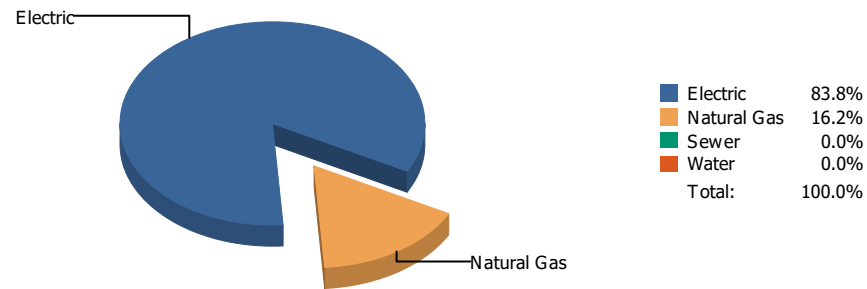


Cost

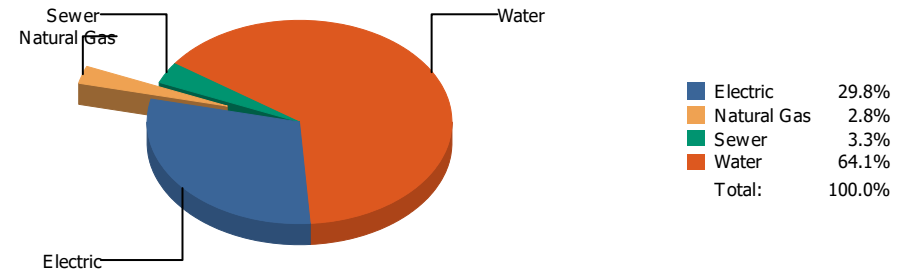


Commodity	Common Use	Energy Use	Energy Use / Area	Total Cost	Cost / Unit	Cost / Area
Place: [NEWMAN] NEWMAN ELEMENTARY 133 [BUILDING]						
Area: 73,291 SqFt						
Billing Period: Jun 2021						
ELECTRIC	22,793.00 kWh	77,770 KBtu	1.061 KBtu/SqFt	\$3,591.91	\$0.158 /kWh	\$0.049 /SqFt
NATURALGAS	157.00 CCF	16,171 KBtu	0.221 KBtu/SqFt	\$570.19	\$3.632 /CCF	\$0.008 /SqFt
SEWER	191.00 CCF			\$613.83	\$3.214 /CCF	\$0.008 /SqFt
WATER	813.00 CCF			\$4,380.16	\$5.388 /CCF	\$0.059 /SqFt
Totals:		93,941 KBtu	1.282 KBtu/SqFt	\$9,156.09		

Energy

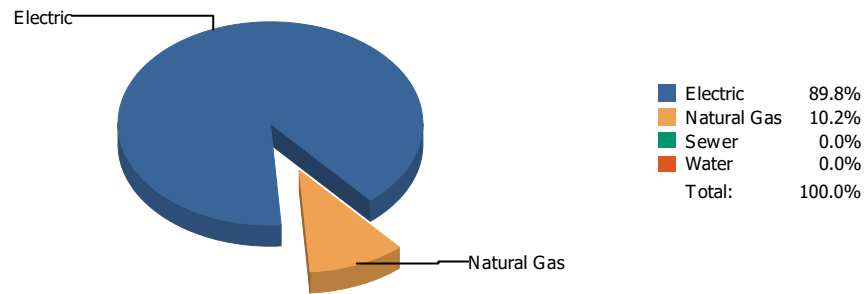


Cost

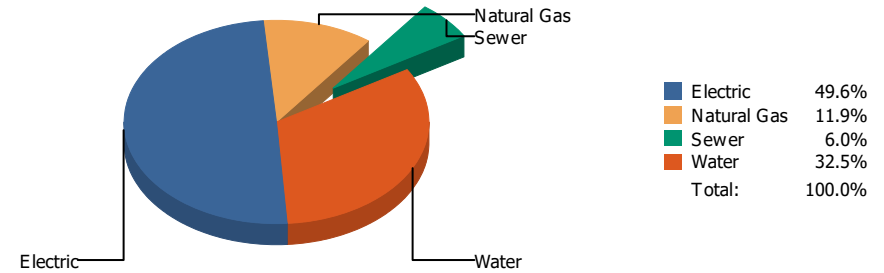


Commodity	Common Use	Energy Use	Energy Use / Area	Total Cost	Cost / Unit	Cost / Area
Place: [NIXON] L.A. NIXON 161 [BUILDING] Area: 76,873 SqFt Billing Period: Jun 2021						
ELECTRIC	28,600.00 kWh	97,583 KBtu	1.269 KBtu/SqFt	\$4,527.57	\$0.158 /kWh	\$0.059 /SqFt
NATURALGAS	183.00 CCF	18,849 KBtu	0.245 KBtu/SqFt	\$420.71	\$2.299 /CCF	\$0.005 /SqFt
SEWER	31.00 CCF			\$500.31	\$16.139 /CCF	\$0.006 /SqFt
WATER	1,299.00 CCF			\$9,741.36	\$7.499 /CCF	\$0.127 /SqFt
Totals:		116,432 KBtu	1.515 KBtu/SqFt	\$15,189.95		

Energy

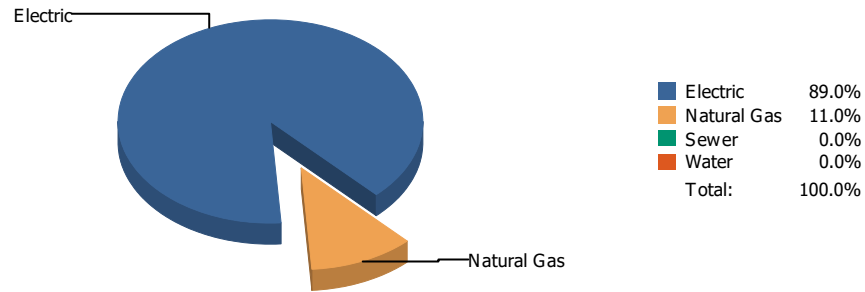


Cost

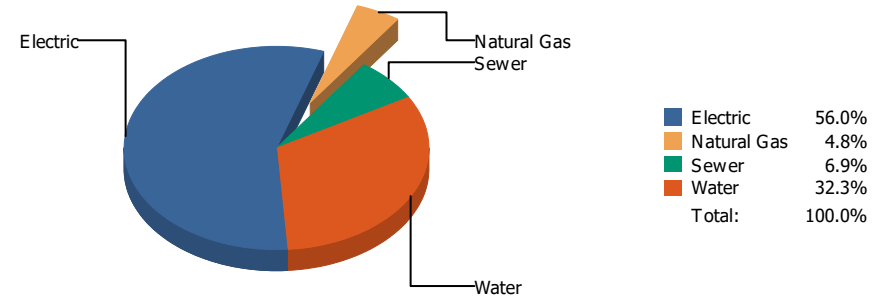


Commodity	Common Use	Energy Use	Energy Use / Area	Total Cost	Cost / Unit	Cost / Area
Place: [OCC-CTR] OCCUPATIONAL CTR. [BUILDING]						
Area: 11,845 SqFt						
Billing Period: Jun 2021						
ELECTRIC	6,400.00 kWh	21,837 KBtu	1.844 KBtu/SqFt	\$733.26	\$0.115 /kWh	\$0.062 /SqFt
NATURALGAS	24.00 CCF	2,472 KBtu	0.209 KBtu/SqFt	\$175.40	\$7.308 /CCF	\$0.015 /SqFt
SEWER	1.00 CCF			\$87.94	\$87.940 /CCF	\$0.007 /SqFt
WATER	123.00 CCF			\$480.71	\$3.908 /CCF	\$0.041 /SqFt
Totals:		24,309 KBtu	2.052 KBtu/SqFt	\$1,477.31		

Energy

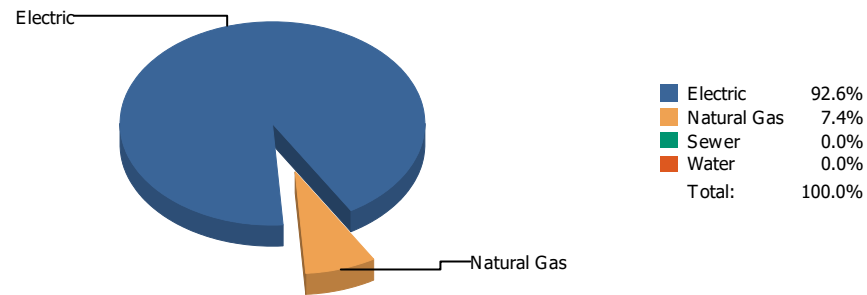


Cost

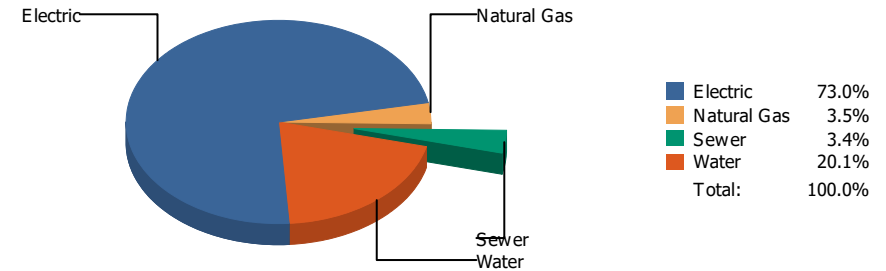


Commodity	Common Use	Energy Use	Energy Use / Area	Total Cost	Cost / Unit	Cost / Area
Place: [PARK] PARK 134 [BUILDING] Area: 63,609 SqFt Billing Period: Jun 2021						
ELECTRIC	28,218.00 kWh	96,280 KBtu	1.514 KBtu/SqFt	\$4,553.02	\$0.161 /kWh	\$0.071 /SqFt
NATURALGAS	116.00 CCF	11,948 KBtu	0.188 KBtu/SqFt	\$386.05	\$3.328 /CCF	\$0.006 /SqFt
SEWER	117.00 CCF			\$558.92	\$4.777 /CCF	\$0.009 /SqFt
WATER	496.00 CCF			\$2,625.96	\$5.294 /CCF	\$0.041 /SqFt
Totals:		108,228 KBtu	1.701 KBtu/SqFt	\$8,123.95		

Energy

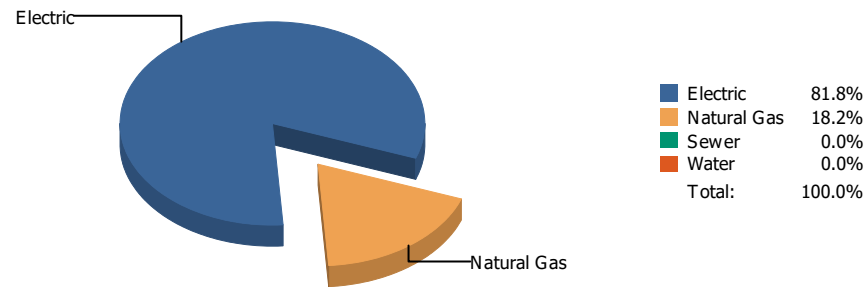


Cost

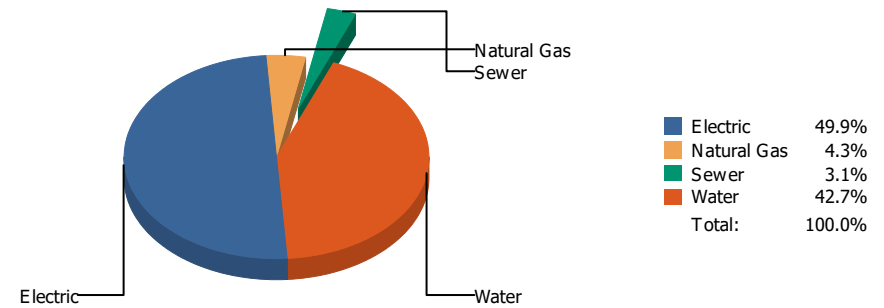


Commodity	Common Use	Energy Use	Energy Use / Area	Total Cost	Cost / Unit	Cost / Area
Place: [PAUL-MORENO_1] PAUL MORENO 167 [BUILDING]						
Area: 87,824 SqFt						
Billing Period: Jun 2021						
ELECTRIC	66,000.00 kWh	225,192 KBtu	2.564 KBtu/SqFt	\$8,756.61	\$0.133 /kWh	\$0.100 /SqFt
NATURALGAS	175.00 CCF	18,025 KBtu	0.205 KBtu/SqFt	\$416.57	\$2.380 /CCF	\$0.005 /SqFt
SEWER	39.00 CCF			\$410.02	\$10.513 /CCF	\$0.005 /SqFt
WATER	665.00 CCF			\$2,414.87	\$3.631 /CCF	\$0.027 /SqFt
Totals:		243,217 KBtu	2.769 KBtu/SqFt	\$11,998.07		

Energy

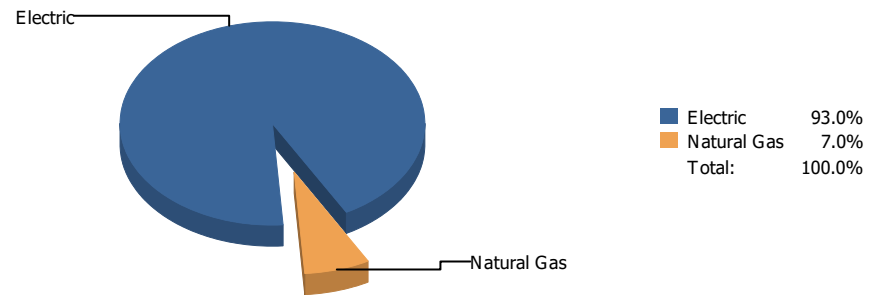


Cost

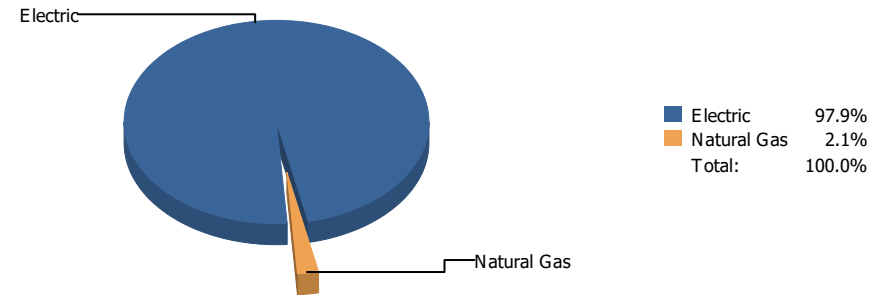


Commodity	Common Use	Energy Use	Energy Use / Area	Total Cost	Cost / Unit	Cost / Area
Place: [POLK] POLK 159 [BUILDING] Area: 67,321 SqFt Billing Period: Jun 2021						
ELECTRIC	35,940.00 kWh	122,627 KBtu	1.822 KBtu/SqFt	\$5,384.61	\$0.150 /kWh	\$0.080 /SqFt
NATURALGAS	265.00 CCF	27,295 KBtu	0.405 KBtu/SqFt	\$463.18	\$1.748 /CCF	\$0.007 /SqFt
SEWER	42.00 CCF			\$330.88	\$7.878 /CCF	\$0.005 /SqFt
WATER	665.00 CCF			\$4,609.61	\$6.932 /CCF	\$0.068 /SqFt
Totals:		149,922 KBtu	2.227 KBtu/SqFt	\$10,788.28		

Energy

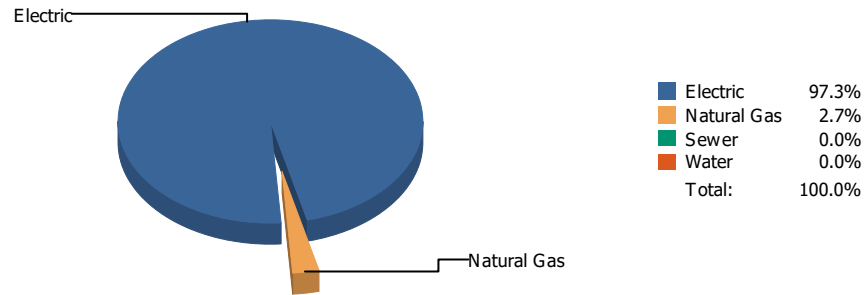


Cost

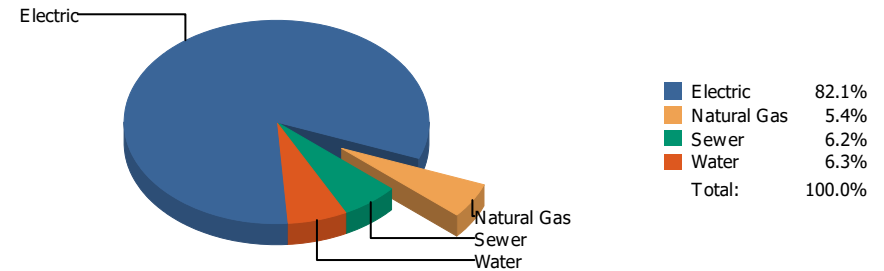


Commodity	Common Use	Energy Use	Energy Use / Area	Total Cost	Cost / Unit	Cost / Area
Place: [POWELL_2] POWELL Area: 79,770 SqFt Billing Period: Jun 2021						
		175 [BUILDING]				
ELECTRIC	70,200.00 kWh	239,522 KBtu	3.003 KBtu/SqFt	\$11,585.22	\$0.165 /kWh	\$0.145 /SqFt
NATURALGAS	175.00 CCF	18,025 KBtu	0.226 KBtu/SqFt	\$253.61	\$1.449 /CCF	\$0.003 /SqFt
Totals:		257,547 KBtu	3.229 KBtu/SqFt	\$11,838.83		

Energy

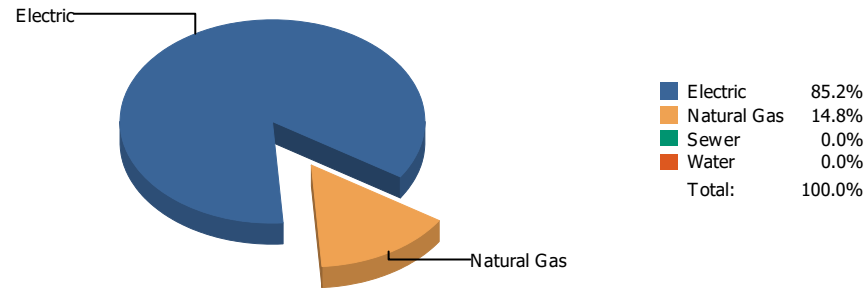


Cost

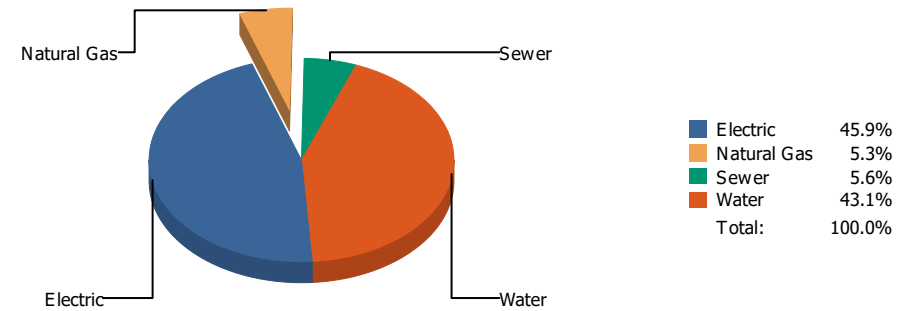


Commodity	Common Use	Energy Use	Energy Use / Area	Total Cost	Cost / Unit	Cost / Area
Place: [PROFESSIONAL-DEV] EPISD PROF DEVELOPMENT CENTER931 [BUILDING]						
Area: 18,400 SqFt						
Billing Period: Jun 2021						
ELECTRIC	19,920.00 kWh	67,967 KBtu	3.694 KBtu/SqFt	\$2,604.08	\$0.131 /kWh	\$0.142 /SqFt
NATURALGAS	18.00 CCF	1,854 KBtu	0.101 KBtu/SqFt	\$172.28	\$9.571 /CCF	\$0.009 /SqFt
SEWER	50.00 CCF			\$195.74	\$3.915 /CCF	\$0.011 /SqFt
WATER	35.00 CCF			\$200.90	\$5.740 /CCF	\$0.011 /SqFt
Totals:		69,821 KBtu	3.795 KBtu/SqFt	\$3,173.00		

Energy

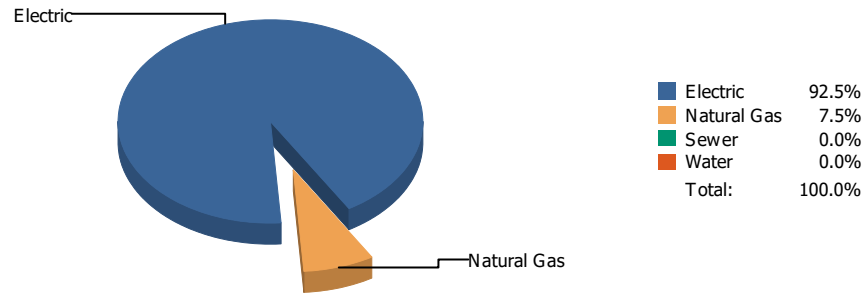


Cost

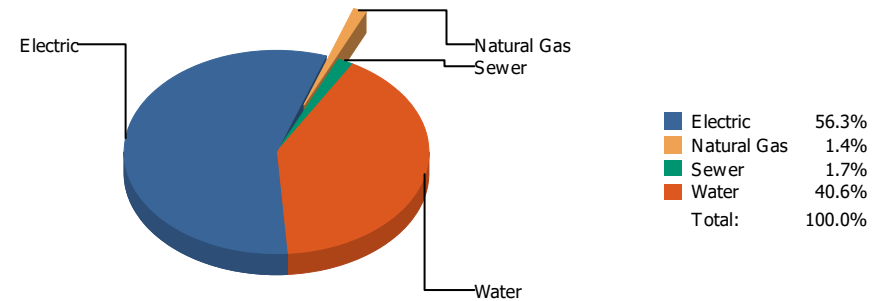


Commodity	Common Use	Energy Use	Energy Use / Area	Total Cost	Cost / Unit	Cost / Area
Place: [PUTNAM] PUTNAM 135 [BUILDING] Area: 61,978 SqFt Billing Period: Jun 2021						
ELECTRIC	23,584.00 kWh	80,469 KBtu	1.298 KBtu/SqFt	\$3,413.45	\$0.145 /kWh	\$0.055 /SqFt
NATURALGAS	136.00 CCF	14,008 KBtu	0.226 KBtu/SqFt	\$396.37	\$2.914 /CCF	\$0.006 /SqFt
SEWER	83.00 CCF			\$418.72	\$5.045 /CCF	\$0.007 /SqFt
WATER	516.00 CCF			\$3,203.35	\$6.208 /CCF	\$0.051 /SqFt
Totals:		94,477 KBtu	1.524 KBtu/SqFt	\$7,431.89		

Energy

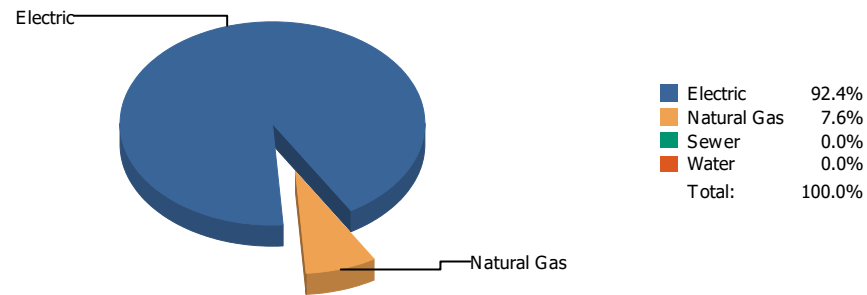


Cost

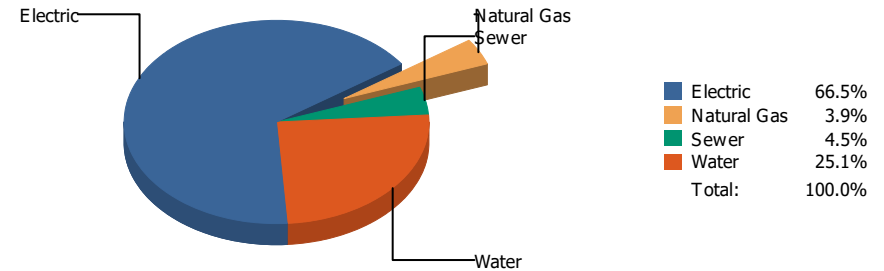


Commodity	Common Use	Energy Use	Energy Use / Area	Total Cost	Cost / Unit	Cost / Area
Place: [RICHARDS] RICHARDSON [BUILDING]						
Area: 115,872 SqFt						
Billing Period: Jun 2021						
ELECTRIC	69,600.00 kWh	237,475 KBtu	2.049 KBtu/SqFt	\$10,676.66	\$0.153 /kWh	\$0.092 /SqFt
NATURALGAS	186.00 CCF	19,158 KBtu	0.165 KBtu/SqFt	\$259.31	\$1.394 /CCF	\$0.002 /SqFt
SEWER	41.00 CCF			\$328.68	\$8.017 /CCF	\$0.003 /SqFt
WATER	2,342.00 CCF			\$7,694.18	\$3.285 /CCF	\$0.066 /SqFt
Totals:		256,633 KBtu	2.215 KBtu/SqFt	\$18,958.83		

Energy

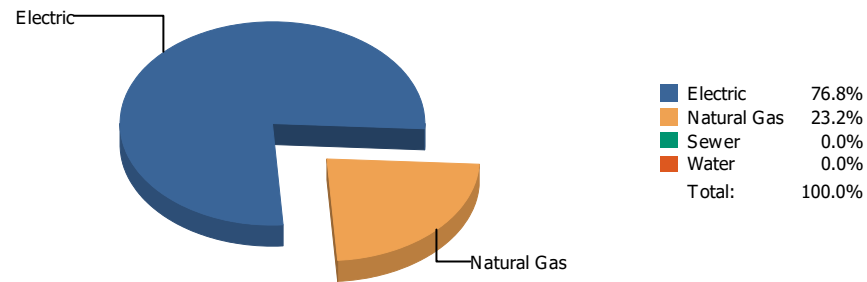


Cost

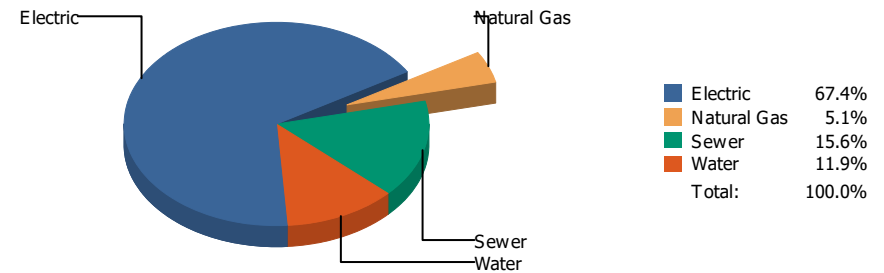


Commodity	Common Use	Energy Use	Energy Use / Area	Total Cost	Cost / Unit	Cost / Area
Place: [RIVERA] RIVERA 156 [BUILDING]						
Area: 77,562 SqFt						
Billing Period: Jun 2021						
ELECTRIC	45,698.00 kWh	155,922 KBtu	2.010 KBtu/SqFt	\$6,611.93	\$0.145 /kWh	\$0.085 /SqFt
NATURALGAS	124.00 CCF	12,772 KBtu	0.165 KBtu/SqFt	\$390.14	\$3.146 /CCF	\$0.005 /SqFt
SEWER	44.00 CCF			\$443.17	\$10.072 /CCF	\$0.006 /SqFt
WATER	427.00 CCF			\$2,496.38	\$5.846 /CCF	\$0.032 /SqFt
Totals:		168,694 KBtu	2.175 KBtu/SqFt	\$9,941.62		

Energy

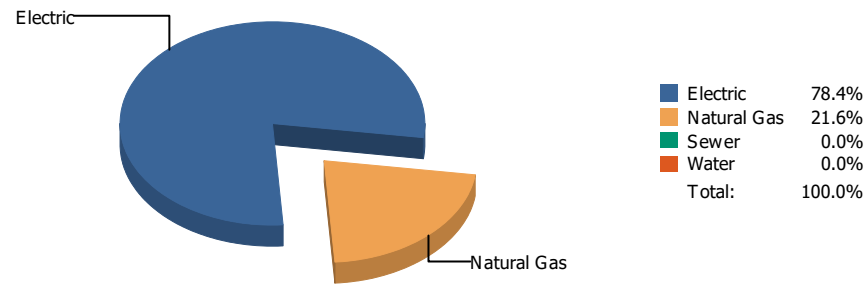


Cost

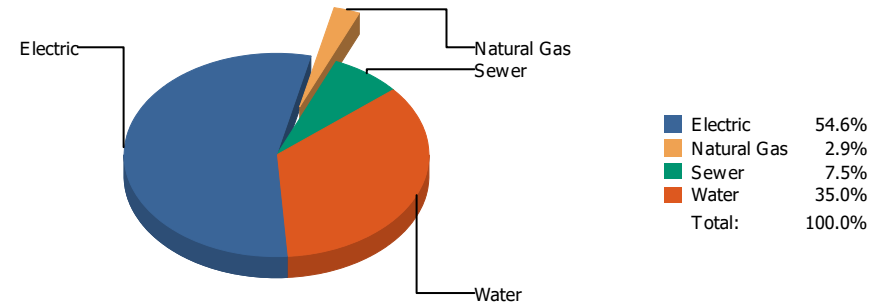


Commodity	Common Use	Energy Use	Energy Use / Area	Total Cost	Cost / Unit	Cost / Area
Place: [ROBERTS] ROBERTS 136 [BUILDING] Area: 81,457 SqFt Billing Period: Jun 2021						
ELECTRIC	31,340.00 kWh	106,932 KBtu	1.313 KBtu/SqFt	\$4,287.41	\$0.137 /kWh	\$0.053 /SqFt
NATURALGAS	313.00 CCF	32,239 KBtu	0.396 KBtu/SqFt	\$325.08	\$1.039 /CCF	\$0.004 /SqFt
SEWER	343.00 CCF			\$993.08	\$2.895 /CCF	\$0.012 /SqFt
WATER	211.00 CCF			\$754.83	\$3.577 /CCF	\$0.009 /SqFt
Totals:		139,171 KBtu	1.709 KBtu/SqFt	\$6,360.40		

Energy

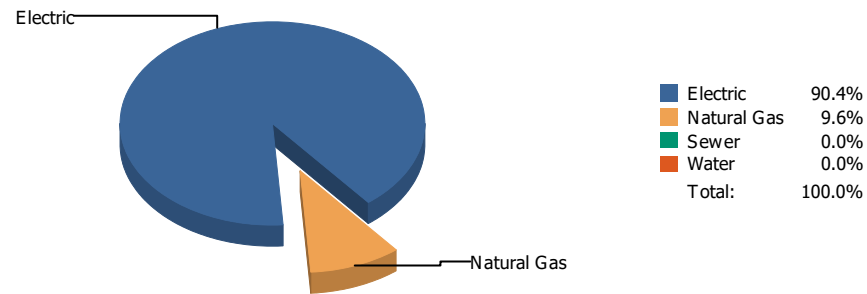


Cost

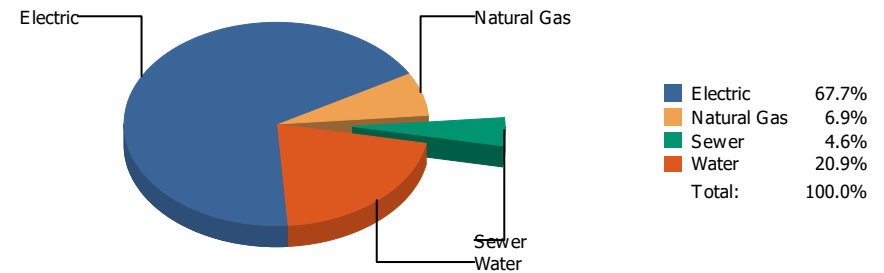


Commodity	Common Use	Energy Use	Energy Use / Area	Total Cost	Cost / Unit	Cost / Area
Place: [ROSS] ROSS 042 [BUILDING] Area: 131,497 SqFt Billing Period: Jun 2021						
ELECTRIC	45,497.00 kWh	155,236 KBtu	1.181 KBtu/SqFt	\$7,094.25	\$0.156 /kWh	\$0.054 /SqFt
NATURALGAS	415.00 CCF	42,745 KBtu	0.325 KBtu/SqFt	\$377.74	\$0.910 /CCF	\$0.003 /SqFt
SEWER	336.00 CCF			\$977.68	\$2.910 /CCF	\$0.007 /SqFt
WATER	1,036.00 CCF			\$4,544.21	\$4.386 /CCF	\$0.035 /SqFt
Totals:		197,981 KBtu	1.506 KBtu/SqFt	\$12,993.88		

Energy

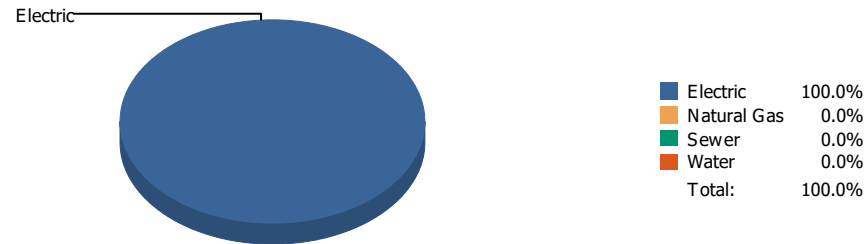


Cost

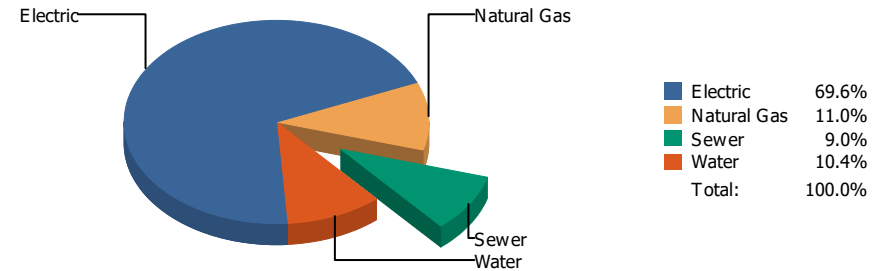


Commodity	Common Use	Energy Use	Energy Use / Area	Total Cost	Cost / Unit	Cost / Area
Place: [RUSK] RUSK 138 [BUILDING] Area: 67,240 SqFt Billing Period: Jun 2021						
ELECTRIC	27,529.00 kWh	93,929 KBtu	1.397 KBtu/SqFt	\$3,697.90	\$0.134 /kWh	\$0.055 /SqFt
NATURALGAS	97.00 CCF	9,991 KBtu	0.149 KBtu/SqFt	\$376.16	\$3.878 /CCF	\$0.006 /SqFt
SEWER	15.00 CCF			\$248.78	\$16.585 /CCF	\$0.004 /SqFt
WATER	162.00 CCF			\$1,139.09	\$7.031 /CCF	\$0.017 /SqFt
Totals:		103,920 KBtu	1.546 KBtu/SqFt	\$5,461.93		

Energy



Cost



Commodity	Common Use	Energy Use	Energy Use / Area	Total Cost	Cost / Unit	Cost / Area
Place: [SAN-JAC] SAN JACINTO 139 [BUILDING] Area: 29,589 SqFt Billing Period: Jun 2021						
ELECTRIC	7,800.00 kWh	26,614 KBtu	0.899 KBtu/SqFt	\$1,034.49	\$0.133 /kWh	\$0.035 /SqFt
NATURALGAS	0.00 CCF	0 KBtu	0.000 KBtu/SqFt	\$162.96	\$0.000 /CCF	\$0.006 /SqFt
SEWER	12.00 CCF			\$134.29	\$11.191 /CCF	\$0.005 /SqFt
WATER	14.00 CCF			\$153.91	\$10.994 /CCF	\$0.005 /SqFt
Totals:		26,614 KBtu	0.899 KBtu/SqFt	\$1,485.65		

Energy

Electric



■ Electric 100.0%
Total: 100.0%

Cost

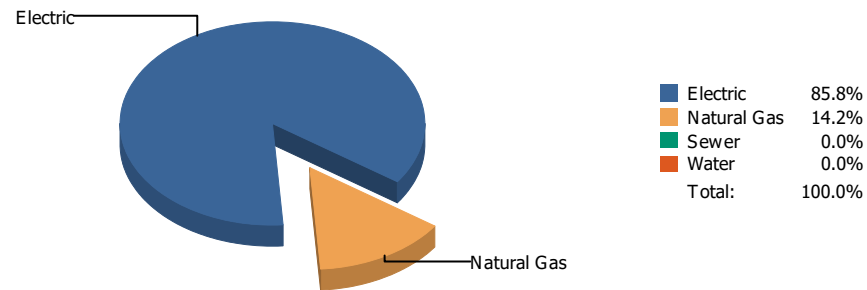
Electric



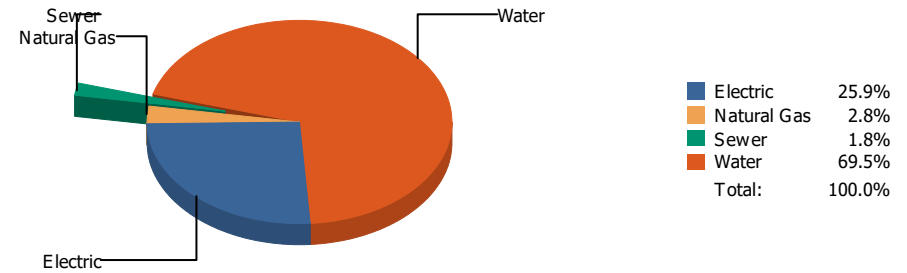
■ Electric 100.0%
Total: 100.0%

Commodity	Common Use	Energy Use	Energy Use / Area	Total Cost	Cost / Unit	Cost / Area
Place: [SCHUSTER] SCHUSTER 140 [BUILDING]						
Area: 34,371 SqFt						
Billing Period: Jun 2021						
ELECTRIC	575.00 kWh	1,962 KBtu	0.057 KBtu/SqFt	\$322.83	\$0.561 /kWh	\$0.009 /SqFt
Totals:		1,962 KBtu	0.057 KBtu/SqFt	\$322.83		

Energy

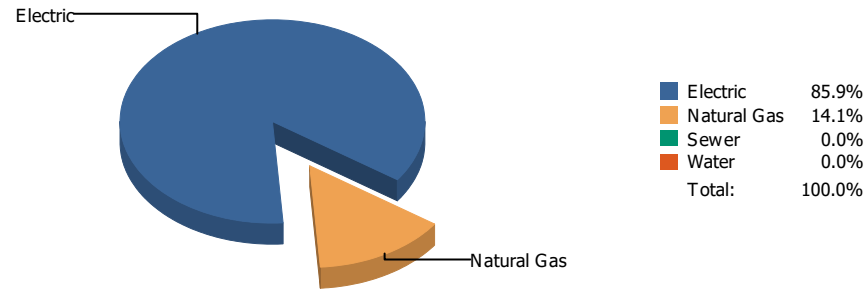


Cost

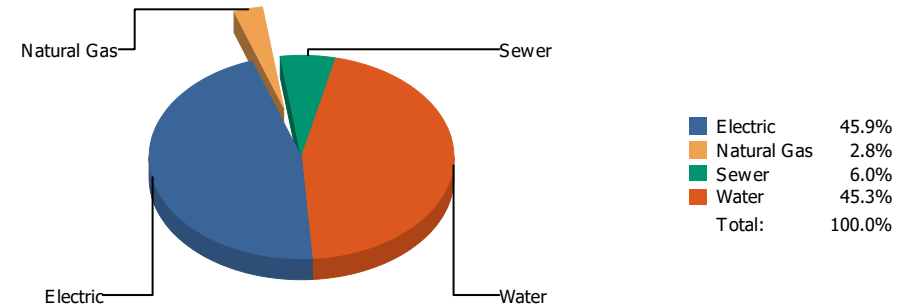


Commodity	Common Use	Energy Use	Energy Use / Area	Total Cost	Cost / Unit	Cost / Area
Place: [STANTON] STANTON 141 [BUILDING]						
Area: 75,957 SqFt						
Billing Period: Jun 2021						
ELECTRIC	22,522.00 kWh	76,845 KBtu	1.012 KBtu/SqFt	\$3,641.80	\$0.162 /kWh	\$0.048 /SqFt
NATURALGAS	123.00 CCF	12,669 KBtu	0.167 KBtu/SqFt	\$389.51	\$3.167 /CCF	\$0.005 /SqFt
SEWER	30.00 CCF			\$259.63	\$8.654 /CCF	\$0.003 /SqFt
WATER	1,282.00 CCF			\$9,794.45	\$7.640 /CCF	\$0.129 /SqFt
Totals:		89,514 KBtu	1.178 KBtu/SqFt	\$14,085.39		

Energy

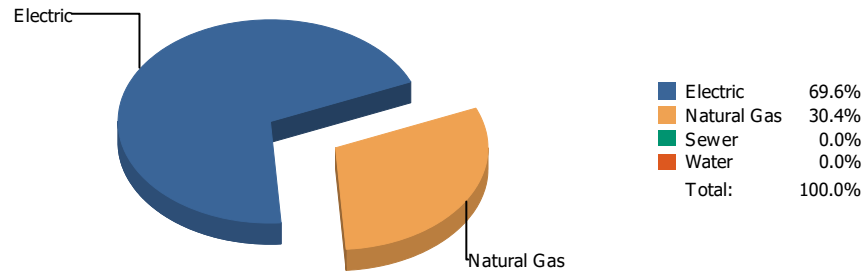


Cost

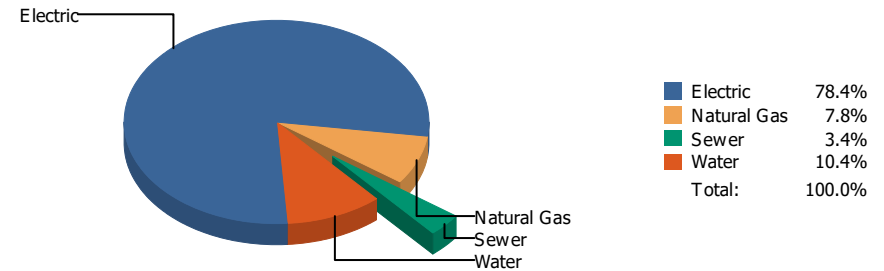


Commodity	Common Use	Energy Use	Energy Use / Area	Total Cost	Cost / Unit	Cost / Area
Place: [SUNRISEMOUNT] SUNRISE MOUNTAIN ELEMENTARY 150 [BUILDING]						
Area: 78,368 SqFt						
Billing Period: Jun 2021						
ELECTRIC	30,470.00 kWh	103,964 KBtu	1.327 KBtu/SqFt	\$4,020.97	\$0.132 /kWh	\$0.051 /SqFt
NATURALGAS	165.00 CCF	16,995 KBtu	0.217 KBtu/SqFt	\$248.44	\$1.506 /CCF	\$0.003 /SqFt
SEWER	32.00 CCF			\$523.45	\$16.358 /CCF	\$0.007 /SqFt
WATER	801.00 CCF			\$3,961.90	\$4.946 /CCF	\$0.051 /SqFt
Totals:		120,959 KBtu	1.543 KBtu/SqFt	\$8,754.76		

Energy

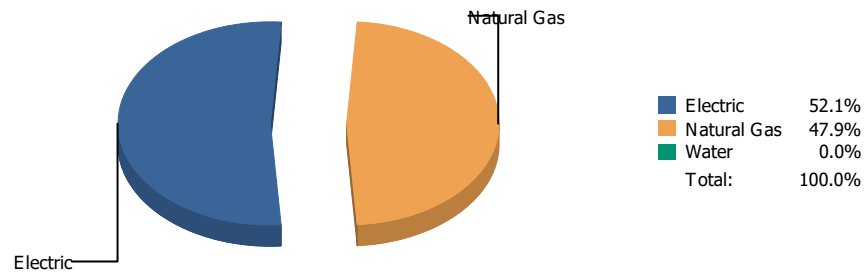


Cost

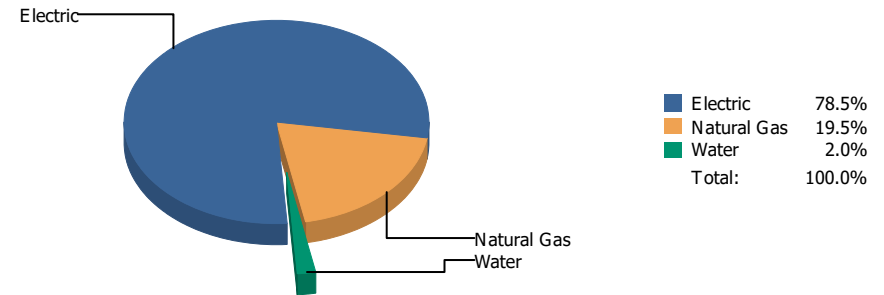


Commodity	Common Use	Energy Use	Energy Use / Area	Total Cost	Cost / Unit	Cost / Area
Place: [SUNSET-HIGH_1] SUNSET HIGH SCHOOL [BUILDING]						
Area: 33,263 SqFt						
Billing Period: Jun 2021						
ELECTRIC	32,120.00 kWh	109,593 KBtu	3.295 KBtu/SqFt	\$4,051.56	\$0.126 /kWh	\$0.122 /SqFt
NATURALGAS	464.00 CCF	47,792 KBtu	1.437 KBtu/SqFt	\$403.18	\$0.869 /CCF	\$0.012 /SqFt
SEWER	32.00 CCF			\$178.29	\$5.572 /CCF	\$0.005 /SqFt
WATER	100.00 CCF			\$536.05	\$5.361 /CCF	\$0.016 /SqFt
Totals:		157,385 KBtu	4.732 KBtu/SqFt	\$5,169.08		

Energy

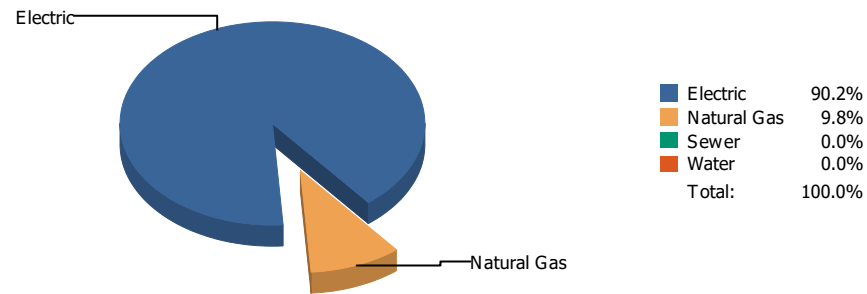


Cost

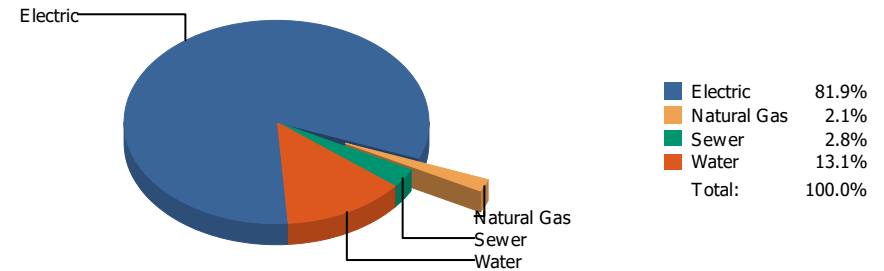


Commodity	Common Use	Energy Use	Energy Use / Area	Total Cost	Cost / Unit	Cost / Area
Place: [TERRACE] TERRACE HILLS 048 [BUILDING]						
Area: 138,021 SqFt						
Billing Period: Jun 2021						
ELECTRIC	15,900.00 kWh	54,251 KBtu	0.393 KBtu/SqFt	\$2,324.91	\$0.146 /kWh	\$0.017 /SqFt
NATURALGAS	484.00 CCF	49,852 KBtu	0.361 KBtu/SqFt	\$576.74	\$1.192 /CCF	\$0.004 /SqFt
WATER	0.00 CCF			\$60.68	\$0.000 /CCF	\$0.000 /SqFt
Totals:		104,103 KBtu	0.754 KBtu/SqFt	\$2,962.33		

Energy

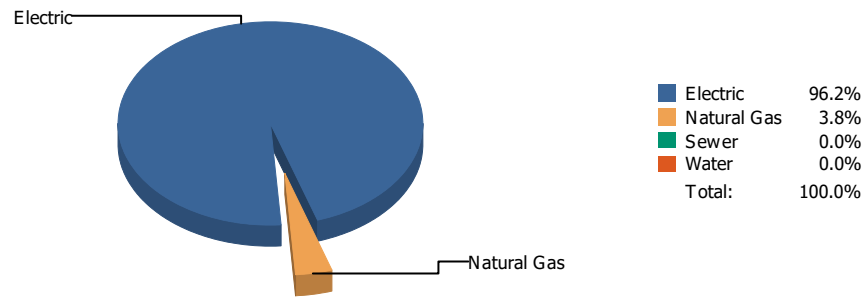


Cost

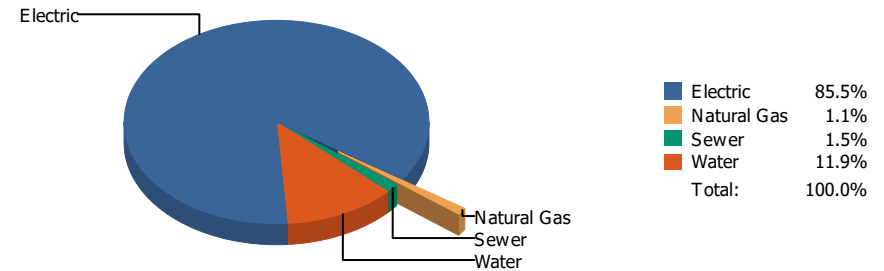


Commodity	Common Use	Energy Use	Energy Use / Area	Total Cost	Cost / Unit	Cost / Area
Place: [TIPPENELEMENTARY] TIPPIN ELEMENTARY 168 [BUILDING]						
Area: 88,360 SqFt						
Billing Period: Jun 2021						
ELECTRIC	81,120.00 kWh	276,781 KBtu	3.132 KBtu/SqFt	\$12,260.36	\$0.151 /kWh	\$0.139 /SqFt
NATURALGAS	291.00 CCF	29,973 KBtu	0.339 KBtu/SqFt	\$313.45	\$1.077 /CCF	\$0.004 /SqFt
SEWER	85.00 CCF			\$425.48	\$5.006 /CCF	\$0.005 /SqFt
WATER	364.00 CCF			\$1,966.00	\$5.401 /CCF	\$0.022 /SqFt
Totals:		306,754 KBtu	3.472 KBtu/SqFt	\$14,965.29		

Energy

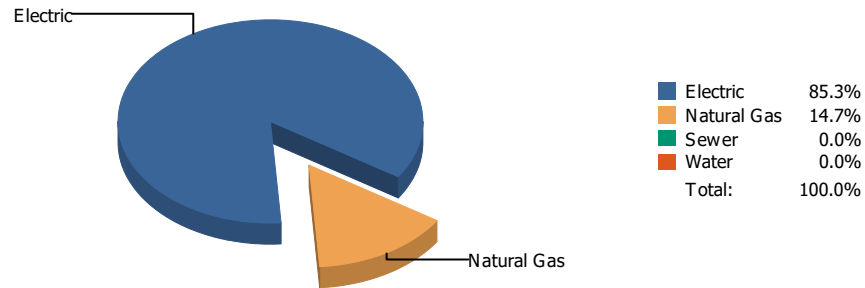


Cost

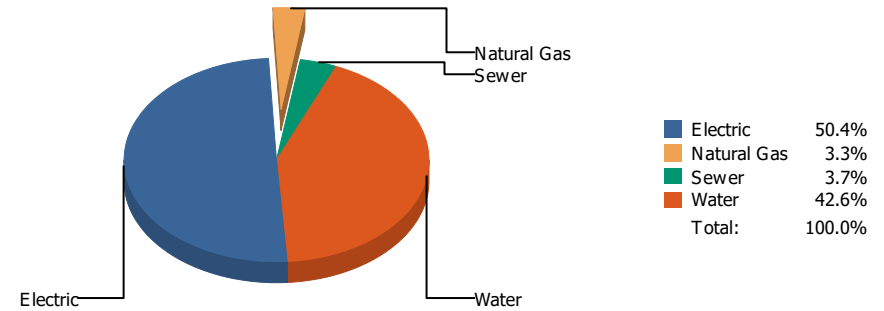


Commodity	Common Use	Energy Use	Energy Use / Area	Total Cost	Cost / Unit	Cost / Area
Place: [TOMLEA_2] TOM LEA 178 [BUILDING]						
Area: 88,828 SqFt						
Billing Period: Jun 2021						
ELECTRIC	126,160.00 kWh	430,458 KBtu	4.846 KBtu/SqFt	\$19,636.85	\$0.156 /kWh	\$0.221 /SqFt
NATURALGAS	167.00 CCF	17,201 KBtu	0.194 KBtu/SqFt	\$249.47	\$1.494 /CCF	\$0.003 /SqFt
SEWER	50.00 CCF			\$348.48	\$6.970 /CCF	\$0.004 /SqFt
WATER	494.00 CCF			\$2,744.14	\$5.555 /CCF	\$0.031 /SqFt
Totals:		447,659 KBtu	5.040 KBtu/SqFt	\$22,978.94		

Energy

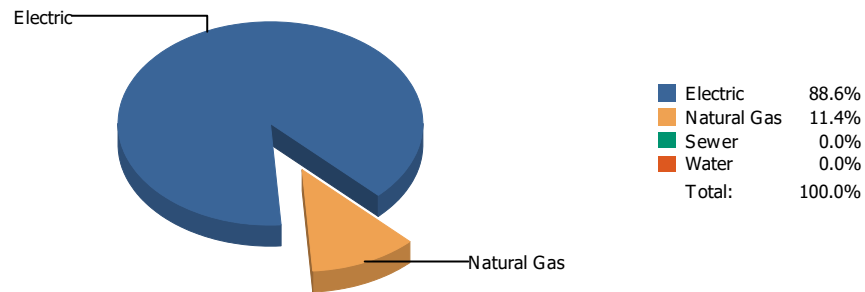


Cost

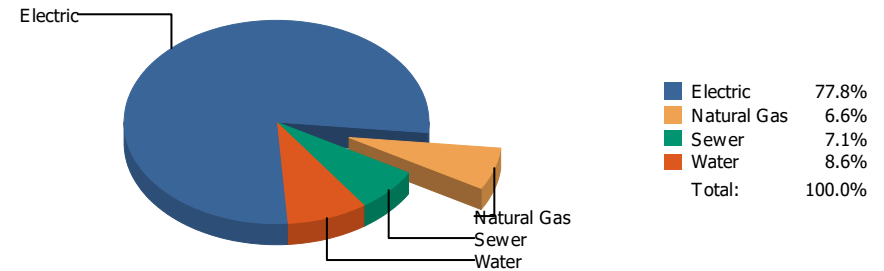


Commodity	Common Use	Energy Use	Energy Use / Area	Total Cost	Cost / Unit	Cost / Area
Place: [TRAVIS] TRAVIS 143 [BUILDING] Area: 78,925 SqFt Billing Period: Jun 2021						
ELECTRIC	24,123.00 kWh	82,308 KBtu	1.043 KBtu/SqFt	\$3,538.88	\$0.147 /kWh	\$0.045 /SqFt
NATURALGAS	138.00 CCF	14,214 KBtu	0.180 KBtu/SqFt	\$234.46	\$1.699 /CCF	\$0.003 /SqFt
SEWER	29.00 CCF			\$257.43	\$8.877 /CCF	\$0.003 /SqFt
WATER	696.00 CCF			\$2,991.14	\$4.298 /CCF	\$0.038 /SqFt
Totals:		96,522 KBtu	1.223 KBtu/SqFt	\$7,021.91		

Energy

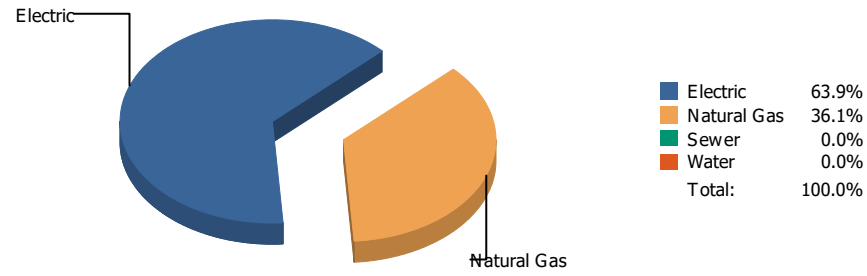


Cost

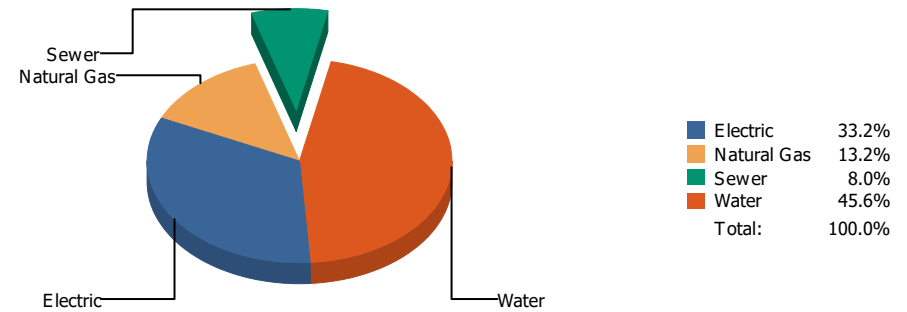


Commodity	Common Use	Energy Use	Energy Use / Area	Total Cost	Cost / Unit	Cost / Area
Place: [VILAS] VILAS 144 [BUILDING] Area: 66,992 SqFt Billing Period: Jun 2021						
ELECTRIC	45,362.00 kWh	154,775 KBtu	2.310 KBtu/SqFt	\$6,971.05	\$0.154 /kWh	\$0.104 /SqFt
NATURALGAS	194.00 CCF	19,982 KBtu	0.298 KBtu/SqFt	\$589.21	\$3.037 /CCF	\$0.009 /SqFt
SEWER	92.00 CCF			\$633.96	\$6.891 /CCF	\$0.009 /SqFt
WATER	159.00 CCF			\$768.20	\$4.831 /CCF	\$0.011 /SqFt
Totals:		174,757 KBtu	2.609 KBtu/SqFt	\$8,962.42		

Energy



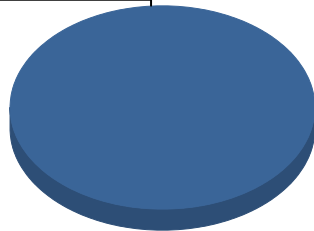
Cost



Commodity	Common Use	Energy Use	Energy Use / Area	Total Cost	Cost / Unit	Cost / Area
Place: [WAINWRIG] WAINWRIGHT 145 [BUILDING] Area: 38,227 SqFt Billing Period: Jun 2021						
ELECTRIC	9,317.00 kWh	31,790 KBtu	0.832 KBtu/SqFt	\$1,042.82	\$0.112 /kWh	\$0.027 /SqFt
NATURALGAS	174.00 CCF	17,922 KBtu	0.469 KBtu/SqFt	\$416.04	\$2.391 /CCF	\$0.011 /SqFt
SEWER	17.00 CCF			\$253.18	\$14.893 /CCF	\$0.007 /SqFt
WATER	237.00 CCF			\$1,433.39	\$6.048 /CCF	\$0.037 /SqFt
Totals:		49,712 KBtu	1.300 KBtu/SqFt	\$3,145.43		

Energy

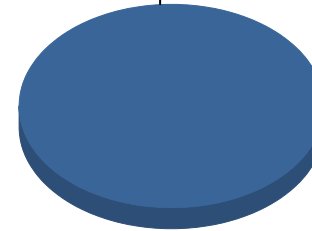
Electric



■ Electric 100.0%
Total: 100.0%

Cost

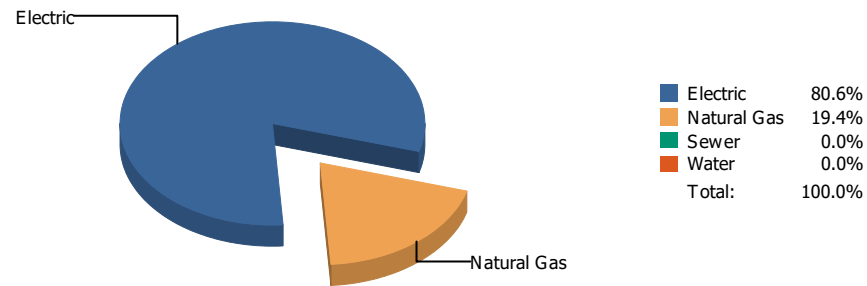
Electric



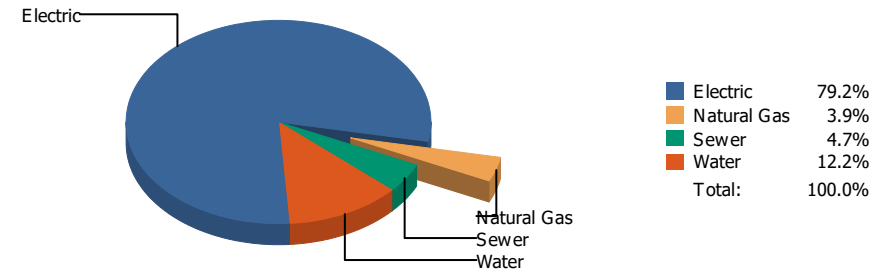
■ Electric 100.0%
Total: 100.0%

Commodity	Common Use	Energy Use	Energy Use / Area	Total Cost	Cost / Unit	Cost / Area
Place: [WESTSIDE] WESTSIDE TRANSPORTATION 951 [BUILDING]						
Area: 4,040 SqFt						
Billing Period: Jun 2021						
ELECTRIC	2,732.00 kWh	9,322 KBtu	2.307 KBtu/SqFt	\$362.28	\$0.133 /kWh	\$0.090 /SqFt
Totals:		9,322 KBtu	2.307 KBtu/SqFt	\$362.28		

Energy

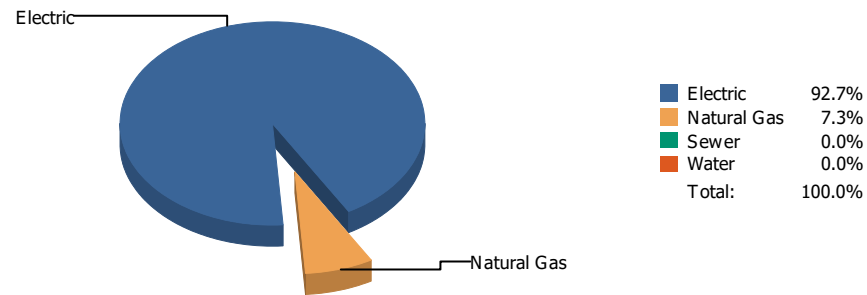


Cost

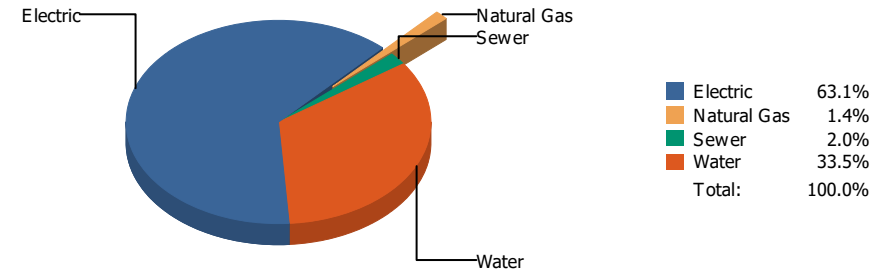


Commodity	Common Use	Energy Use	Energy Use / Area	Total Cost	Cost / Unit	Cost / Area
Place: [W-HILLS] WESTERN HILLS 146 [BUILDING]						
Area: 77,753 SqFt						
Billing Period: Jun 2021						
ELECTRIC	43,680.00 kWh	149,036 KBtu	1.917 KBtu/SqFt	\$6,948.21	\$0.159 /kWh	\$0.089 /SqFt
NATURALGAS	348.00 CCF	35,844 KBtu	0.461 KBtu/SqFt	\$343.24	\$0.986 /CCF	\$0.004 /SqFt
SEWER	20.00 CCF			\$411.31	\$20.566 /CCF	\$0.005 /SqFt
WATER	302.00 CCF			\$1,065.91	\$3.530 /CCF	\$0.014 /SqFt
Totals:		184,880 KBtu	2.378 KBtu/SqFt	\$8,768.67		

Energy

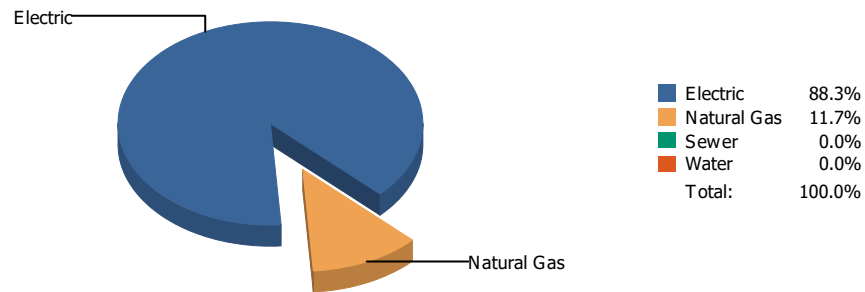


Cost

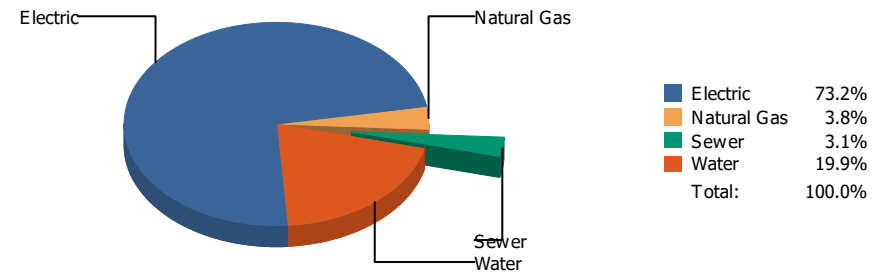


Commodity	Common Use	Energy Use	Energy Use / Area	Total Cost	Cost / Unit	Cost / Area
Place: [WHITAKER] WHITAKER 153 [BUILDING]						
Area: 89,458 SqFt						
Billing Period: Jun 2021						
ELECTRIC	77,640.00 kWh	264,908 KBtu	2.961 KBtu/SqFt	\$12,100.63	\$0.156 /kWh	\$0.135 /SqFt
NATURALGAS	203.00 CCF	20,909 KBtu	0.234 KBtu/SqFt	\$268.11	\$1.321 /CCF	\$0.003 /SqFt
SEWER	20.00 CCF			\$390.37	\$19.519 /CCF	\$0.004 /SqFt
WATER	1,938.00 CCF			\$6,431.03	\$3.318 /CCF	\$0.072 /SqFt
Totals:		285,817 KBtu	3.195 KBtu/SqFt	\$19,190.14		

Energy

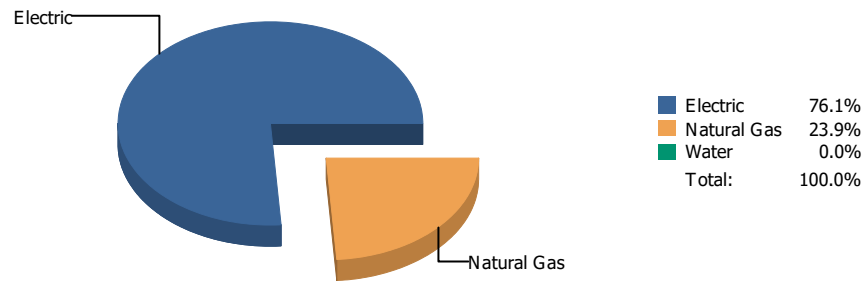


Cost

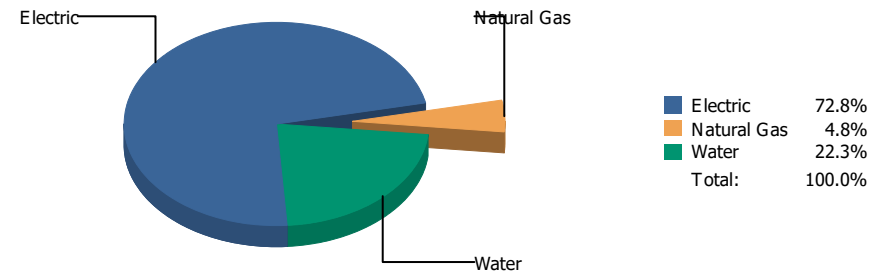


Commodity	Common Use	Energy Use	Energy Use / Area	Total Cost	Cost / Unit	Cost / Area
Place: [WHITE] ZACH WHITE ELEMENTARY NEW-1997 [BUILDING]						
Area: 92,458 SqFt						
Billing Period: Jun 2021						
ELECTRIC	48,600.00 kWh	165,823 KBtu	1.793 KBtu/SqFt	\$8,436.35	\$0.174 /kWh	\$0.091 /SqFt
NATURALGAS	214.00 CCF	22,042 KBtu	0.238 KBtu/SqFt	\$436.84	\$2.041 /CCF	\$0.005 /SqFt
SEWER	64.00 CCF			\$356.58	\$5.572 /CCF	\$0.004 /SqFt
WATER	558.00 CCF			\$2,290.24	\$4.104 /CCF	\$0.024 /SqFt
Totals:		187,865 KBtu	2.032 KBtu/SqFt	\$11,520.01		

Energy



Cost



Commodity	Common Use	Energy Use	Energy Use / Area	Total Cost	Cost / Unit	Cost / Area
Place: [WIGGS] WIGGS 052 [BUILDING] Area: 110,689 SqFt Billing Period: Jun 2021						
ELECTRIC	35,200.00 kWh	120,102 KBtu	1.085 KBtu/SqFt	\$5,293.56	\$0.150 /kWh	\$0.048 /SqFt
NATURALGAS	366.00 CCF	37,698 KBtu	0.341 KBtu/SqFt	\$352.56	\$0.963 /CCF	\$0.003 /SqFt
WATER	417.00 CCF			\$1,623.16	\$3.892 /CCF	\$0.015 /SqFt
Totals:		157,800 KBtu	1.426 KBtu/SqFt	\$7,269.28		

Energy

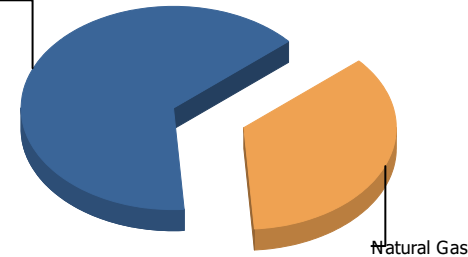
Electric



■ Electric 100.0%
 ■ Natural Gas 0.0%
 Total: 100.0%

Cost

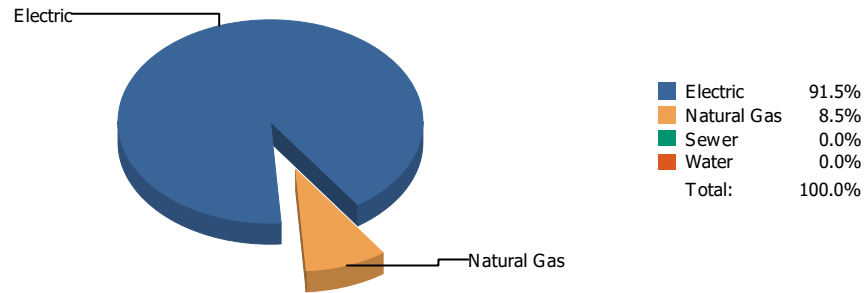
Electric



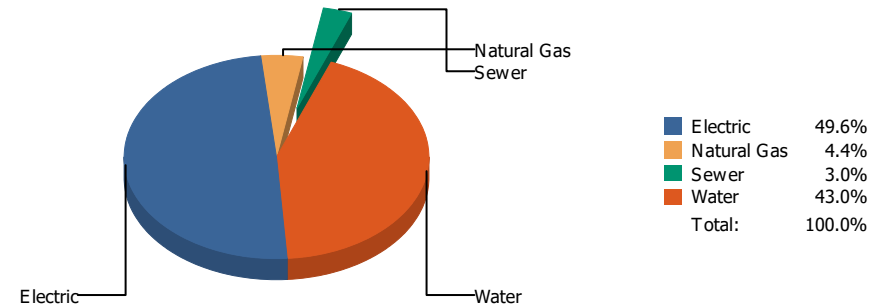
■ Electric 64.8%
 ■ Natural Gas 35.2%
 Total: 100.0%

Commodity	Common Use	Energy Use	Energy Use / Area	Total Cost	Cost / Unit	Cost / Area
Place: [ZANEGREYWAREHOUSE] ZANE GREY WAREHOUSE [BUILDING]						
Area: 0 SqFt						
Billing Period: Jun 2021						
ELECTRIC	724.00 kWh	2,470 KBtu		\$300.36	\$0.415 /kWh	
NATURALGAS	0.00 CCF	0 KBtu		\$162.96	\$0.000 /CCF	
Totals:		2,470 KBtu		\$463.32		

Energy

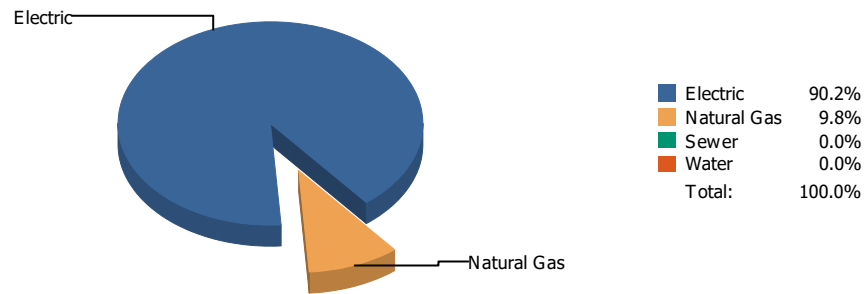


Cost

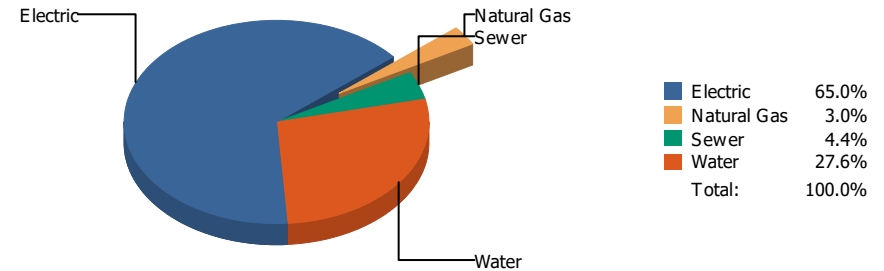


Commodity	Common Use	Energy Use	Energy Use / Area	Total Cost	Cost / Unit	Cost / Area
Place: [ZAVALA] ZAVALA 148 [BUILDING]						
Area: 53,356 SqFt						
Billing Period: Jun 2021						
ELECTRIC	22,742.00 kWh	77,596 KBtu	1.454 KBtu/SqFt	\$2,898.96	\$0.127 /kWh	\$0.054 /SqFt
NATURALGAS	70.00 CCF	7,210 KBtu	0.135 KBtu/SqFt	\$255.27	\$3.647 /CCF	\$0.005 /SqFt
SEWER	32.00 CCF			\$178.29	\$5.572 /CCF	\$0.003 /SqFt
WATER	407.00 CCF			\$2,516.65	\$6.183 /CCF	\$0.047 /SqFt
Totals:		84,806 KBtu	1.589 KBtu/SqFt	\$5,849.17		

Energy



Cost



Commodity	Common Use	Energy Use	Energy Use / Area	Total Cost	Cost / Unit	Cost / Area
Place Summary Report						
Area: 10,693,292 SqFt						
Billing Period: Jun 2021						
ELECTRIC	5,639,305.92 kWh	19,241,312 KBtu	1.740 KBtu/SqFt	\$810,523.90	\$0.144 /kWh	\$0.073 /SqFt
NATURALGAS	20,393.00 CCF	2,100,479 KBtu	0.195 KBtu/SqFt	\$37,688.01	\$1.848 /CCF	\$0.003 /SqFt
SEWER	11,431.00 CCF			\$54,852.78	\$4.799 /CCF	\$0.005 /SqFt
WATER	72,779.00 CCF			\$343,912.49	\$4.725 /CCF	\$0.032 /SqFt
Totals:		21,341,791 KBtu	1.935 KBtu/SqFt	\$1,246,977.18		

* Please note per area calculations only include buildings with a floor area greater than 0.

Requested by: eagarci2

Client version:

Report version: 9

Filters: Meters in Building Name: Not one of ZACH WHITE MODULAR SCHOOL 147;START SCHOOL EARLY 1 DAY VALUE;STADIUM RATE CHANGES;SKY PARK IB1;SKY PARK I 200;SKY PARK;ROOSEVELT 137;REMCON COTTAGES;PARKDALE COTTAGES 957;NORTHEAST BOOK DEPOSITORY 814;NEW COMPUTERS SINCE JUNE 1990;Lighting;HERCULES COTTAGES 141A;CANYON HILLS PORTABLES;Butterfield Trail Warehouse;BRANON COTTAGES 955 ;BLUE FLAME BLDG.;BARCELONA COTTAGES;ALL REFUNDS AND REBATES; ; Bill is Void Equals 0; Account is Active Equals 1; Bill is from External Vendor Equals 1; ; Billing Period Equals Jun 2021

Record count: 0