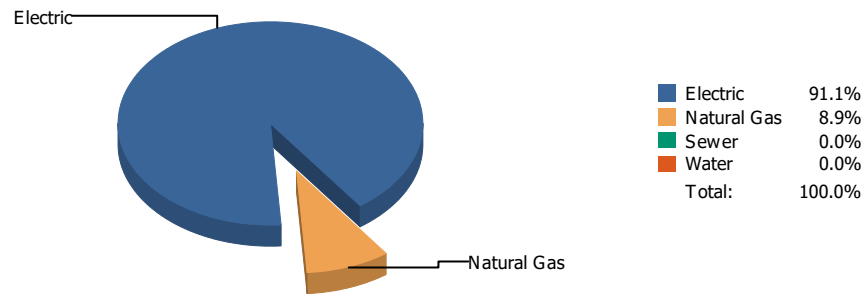
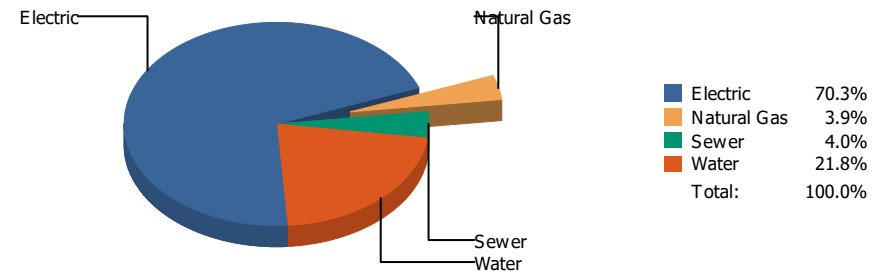


## Energy



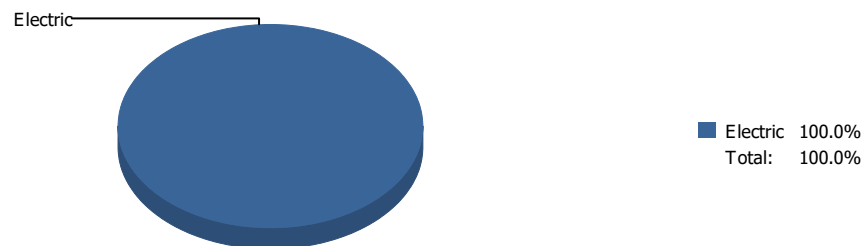
## Cost



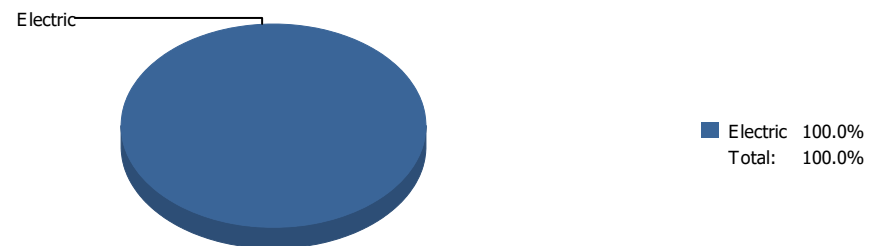
Commodity	Common Use	Energy Use	Energy Use / Area	Total Cost	Cost / Unit	Cost / Area
<b>Place Summary Report</b>						
<b>Area: 10,184,015 SqFt</b>						
<b>Billing Period: Sep 2022</b>						
ELECTRIC	6,623,384.00 kWh	22,598,986 KBtu	2.122 KBtu/SqFt	\$1,175,705.08	\$0.178 /kWh	\$0.111 /SqFt
NATURALGAS	21,467.00 CCF	2,211,101 KBtu	0.216 KBtu/SqFt	\$65,694.19	\$3.060 /CCF	\$0.006 /SqFt
SEWER	12,956.00 CCF			\$66,844.17	\$5.159 /CCF	\$0.006 /SqFt
WATER	66,006.00 CCF			\$363,990.66	\$5.515 /CCF	\$0.034 /SqFt
<b>Totals:</b>		<b>24,810,087 KBtu</b>	<b>2.338 KBtu/SqFt</b>	<b>\$1,672,234.10</b>		

\* Please note per area calculations only include buildings with a floor area greater than 0.

### Energy



### Cost



Commodity	Common Use	Energy Use	Energy Use / Area	Total Cost	Cost / Unit	Cost / Area
<b>Place: [ALAMO] ALAMO 101 [BUILDING]</b> <b>Area: 58,978 SqFt</b> <b>Billing Period: Sep 2022</b>						
ELECTRIC	3,500.00 kWh	11,942 KBtu	0.202 KBtu/SqFt	\$493.62	\$0.141 /kWh	\$0.008 /SqFt
<b>Totals:</b>		<b>11,942 KBtu</b>	<b>0.202 KBtu/SqFt</b>	<b>\$493.62</b>		

## Energy

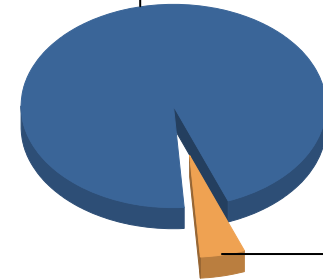
Electric



■ Electric 100.0%  
 ■ Water 0.0%  
 Total: 100.0%

## Cost

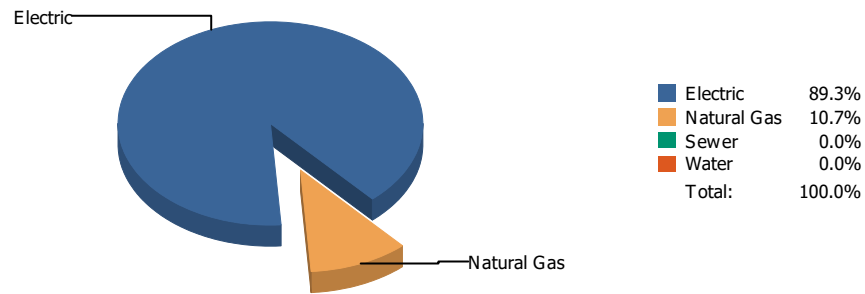
Electric



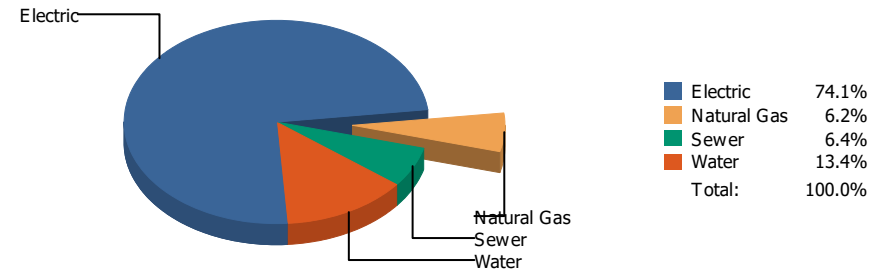
■ Electric 95.4%  
 ■ Water 4.6%  
 Total: 100.0%

Commodity	Common Use	Energy Use	Energy Use / Area	Total Cost	Cost / Unit	Cost / Area
<b>Place: [ALTA] ALTA VISTA      102 [BUILDING]</b> <b>Area: 68,463 SqFt</b> <b>Billing Period: Sep 2022</b>						
ELECTRIC	4,800.00 kWh	16,378 KBtu	0.239 KBtu/SqFt	\$595.09	\$0.124 /kWh	\$0.009 /SqFt
WATER	0.00 CCF			\$28.61	\$0.000 /CCF	\$0.000 /SqFt
<b>Totals:</b>		<b>16,378 KBtu</b>	<b>0.239 KBtu/SqFt</b>	<b>\$623.70</b>		

## Energy

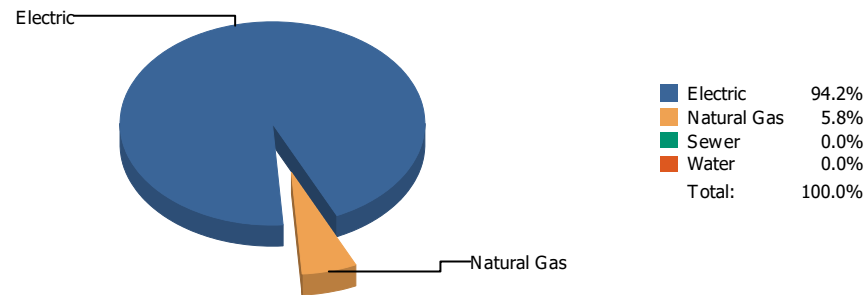


## Cost

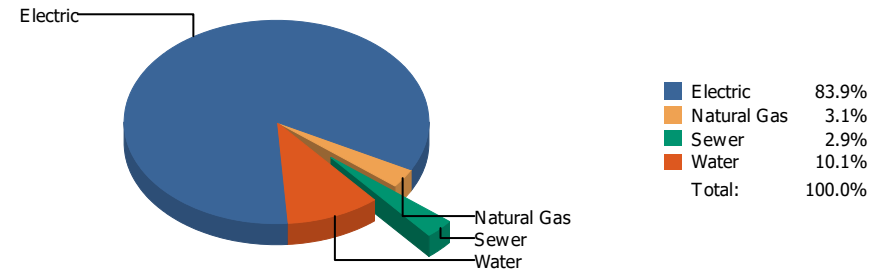


Commodity	Common Use	Energy Use	Energy Use / Area	Total Cost	Cost / Unit	Cost / Area
Place: [ADDRESS] ADDRESS 001 [BUILDING]						
Area: 266,968 SqFt						
Billing Period: Sep 2022						
ELECTRIC	200,518.00 kWh	684,167 KBtu	2.563 KBtu/SqFt	\$39,521.35	\$0.197 /kWh	\$0.148 /SqFt
NATURALGAS	794.00 CCF	81,782 KBtu	0.306 KBtu/SqFt	\$3,294.79	\$4.150 /CCF	\$0.012 /SqFt
SEWER	933.00 CCF			\$3,422.77	\$3.669 /CCF	\$0.013 /SqFt
WATER	1,830.00 CCF			\$7,124.90	\$3.893 /CCF	\$0.027 /SqFt
<b>Totals:</b>		<b>765,949 KBtu</b>	<b>2.869 KBtu/SqFt</b>	<b>\$53,363.81</b>		

## Energy

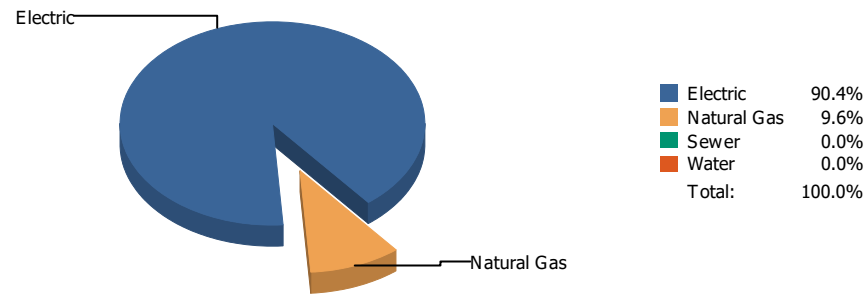


## Cost

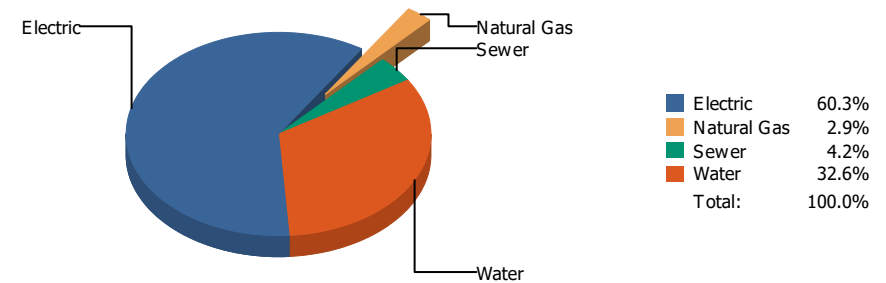


Commodity	Common Use	Energy Use	Energy Use / Area	Total Cost	Cost / Unit	Cost / Area
Place: [AOY] AOY 103 [BUILDING]						
Area: 105,486 SqFt						
Billing Period: Sep 2022						
ELECTRIC	88,294.00 kWh	301,259 KBtu	2.856 KBtu/SqFt	\$17,453.65	\$0.198 /kWh	\$0.165 /SqFt
NATURALGAS	181.00 CCF	18,643 KBtu	0.177 KBtu/SqFt	\$644.24	\$3.559 /CCF	\$0.006 /SqFt
SEWER	39.00 CCF			\$609.06	\$15.617 /CCF	\$0.006 /SqFt
WATER	284.00 CCF			\$2,101.50	\$7.400 /CCF	\$0.020 /SqFt
<b>Totals:</b>		<b>319,902 KBtu</b>	<b>3.033 KBtu/SqFt</b>	<b>\$20,808.45</b>		

## Energy

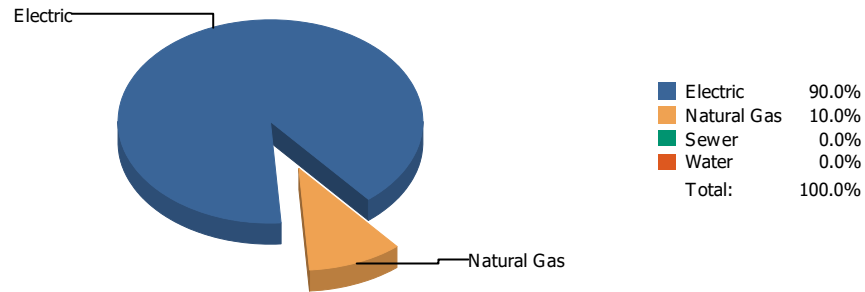


## Cost

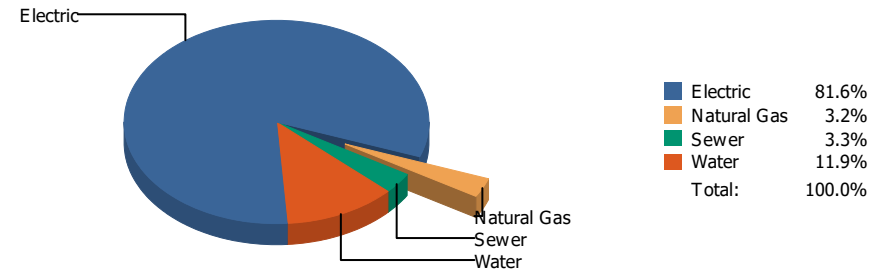


Commodity	Common Use	Energy Use	Energy Use / Area	Total Cost	Cost / Unit	Cost / Area
Place: [AUSTIN] AUSTIN      002 [BUILDING]						
Area: 269,216 SqFt						
Billing Period: Sep 2022						
ELECTRIC	176,544.00 kWh	602,368 KBtu	2.237 KBtu/SqFt	\$29,440.14	\$0.167 /kWh	\$0.109 /SqFt
NATURALGAS	621.00 CCF	63,963 KBtu	0.238 KBtu/SqFt	\$1,397.46	\$2.250 /CCF	\$0.005 /SqFt
SEWER	348.00 CCF			\$2,062.40	\$5.926 /CCF	\$0.008 /SqFt
WATER	2,242.00 CCF			\$15,944.28	\$7.112 /CCF	\$0.059 /SqFt
<b>Totals:</b>		<b>666,331 KBtu</b>	<b>2.475 KBtu/SqFt</b>	<b>\$48,844.28</b>		

## Energy

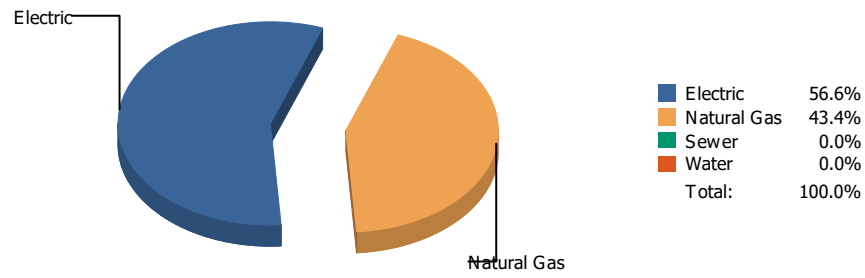


## Cost

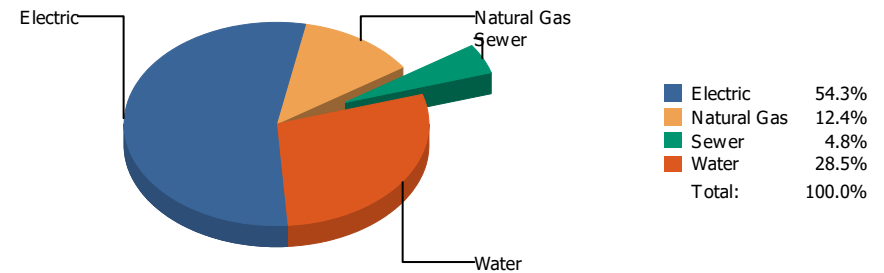


Commodity	Common Use	Energy Use	Energy Use / Area	Total Cost	Cost / Unit	Cost / Area
<b>Place: [BARRONELEMENTARY] BARRON ELEMENTARY 165 [BUILDING]</b>						
<b>Area: 87,818 SqFt</b>						
<b>Billing Period: Sep 2022</b>						
ELECTRIC	75,424.00 kWh	257,347 KBtu	2.930 KBtu/SqFt	\$13,983.99	\$0.185 /kWh	\$0.159 /SqFt
NATURALGAS	277.00 CCF	28,531 KBtu	0.325 KBtu/SqFt	\$552.15	\$1.993 /CCF	\$0.006 /SqFt
SEWER	39.00 CCF			\$557.70	\$14.300 /CCF	\$0.006 /SqFt
WATER	406.00 CCF			\$2,035.68	\$5.014 /CCF	\$0.023 /SqFt
<b>Totals:</b>		<b>285,878 KBtu</b>	<b>3.255 KBtu/SqFt</b>	<b>\$17,129.52</b>		

## Energy



## Cost



Commodity	Common Use	Energy Use	Energy Use / Area	Total Cost	Cost / Unit	Cost / Area
<b>Place: [BASSETT] BASSETT      049 [BUILDING]</b> <b>Area: 174,250 SqFt</b> <b>Billing Period: Sep 2022</b>						
ELECTRIC	114,200.00 kWh	389,650 KBtu	2.236 KBtu/SqFt	\$17,307.74	\$0.152 /kWh	\$0.099 /SqFt
NATURALGAS	2,901.00 CCF	298,803 KBtu	1.715 KBtu/SqFt	\$3,947.46	\$1.361 /CCF	\$0.023 /SqFt
SEWER	508.00 CCF			\$1,534.40	\$3.020 /CCF	\$0.009 /SqFt
WATER	1,867.00 CCF			\$9,084.67	\$4.866 /CCF	\$0.052 /SqFt
<b>Totals:</b>		<b>688,453 KBtu</b>	<b>3.951 KBtu/SqFt</b>	<b>\$31,874.27</b>		



## Energy

Electric



■ Electric 100.0%  
Total: 100.0%

## Cost

Electric



■ Electric 100.0%  
Total: 100.0%

Commodity	Common Use	Energy Use	Energy Use / Area	Total Cost	Cost / Unit	Cost / Area
<b>Place: [BEALL] BEALL      104 [BUILDING]</b> <b>Area: 74,454 SqFt</b> <b>Billing Period: Sep 2022</b>						
ELECTRIC	998.00 kWh	3,405 KBtu	0.046 KBtu/SqFt	\$186.65	\$0.187 /kWh	\$0.002 /SqFt
<b>Totals:</b>		<b>3,405 KBtu</b>	<b>0.046 KBtu/SqFt</b>	<b>\$186.65</b>		

## Energy

Electric



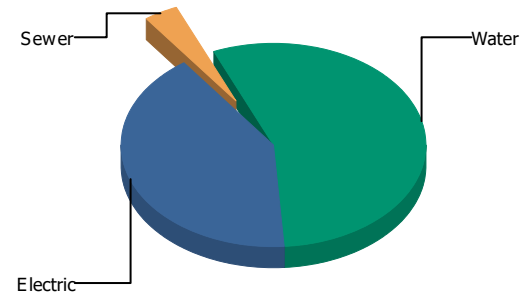
Electric 100.0%  
 Sewer 0.0%  
 Water 0.0%  
 Total: 100.0%

## Cost

Sewer

Water

Electric



Electric 41.2%  
 Sewer 3.4%  
 Water 55.4%  
 Total: 100.0%

Commodity	Common Use	Energy Use	Energy Use / Area	Total Cost	Cost / Unit	Cost / Area
<b>Place: [BLISS] BLISS      105 [BUILDING]</b> <b>Area: 78,820 SqFt</b> <b>Billing Period: Sep 2022</b>						
ELECTRIC	34,901.00 kWh	119,082 KBtu	1.511 KBtu/SqFt	\$6,070.76	\$0.174 /kWh	\$0.077 /SqFt
SEWER	94.00 CCF			\$503.54	\$5.357 /CCF	\$0.006 /SqFt
WATER	1,036.00 CCF			\$8,166.93	\$7.883 /CCF	\$0.104 /SqFt
<b>Totals:</b>		<b>119,082 KBtu</b>	<b>1.511 KBtu/SqFt</b>	<b>\$14,741.23</b>		

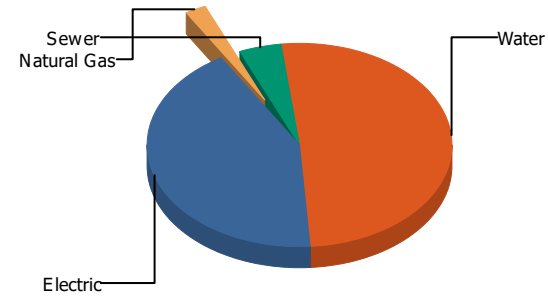
## Energy

Electric



Electric	100.0%
Natural Gas	0.0%
Sewer	0.0%
Water	0.0%
<b>Total:</b>	<b>100.0%</b>

## Cost



Electric	42.4%
Natural Gas	2.3%
Sewer	4.5%
Water	50.8%
<b>Total:</b>	<b>100.0%</b>

Commodity	Common Use	Energy Use	Energy Use / Area	Total Cost	Cost / Unit	Cost / Area
Place: [BOBBY_JOE_HILL] BOBBY JOE HILL 059 [BUILDING]						
Area: 0 SqFt						
Billing Period: Sep 2022						
ELECTRIC	51,352.00 kWh	175,213 KBtu		\$9,221.48	\$0.180 /kWh	
NATURALGAS	0.00 CCF	0 KBtu		\$489.36	\$0.000 /CCF	
SEWER	118.00 CCF			\$978.36	\$8.291 /CCF	
WATER	2,176.00 CCF			\$11,035.83	\$5.072 /CCF	
<b>Totals:</b>		<b>175,213 KBtu</b>		<b>\$21,725.03</b>		

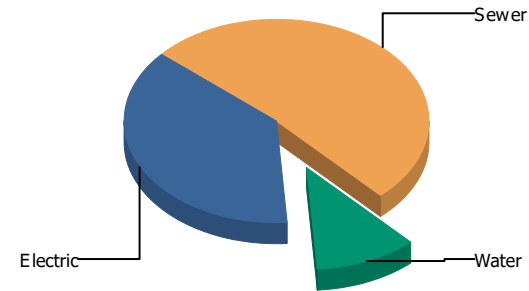
## Energy

Electric



Electric 100.0%  
 Sewer 0.0%  
 Water 0.0%  
 Total: 100.0%

## Cost



Electric 37.5%  
 Sewer 51.8%  
 Water 10.7%  
 Total: 100.0%

Commodity	Common Use	Energy Use	Energy Use / Area	Total Cost	Cost / Unit	Cost / Area
<b>Place: [BOND_2] BOND      160 [BUILDING]</b> <b>Area: 89,988 SqFt</b> <b>Billing Period: Sep 2022</b>						
ELECTRIC	2,654.00 kWh	9,055 KBtu	0.101 KBtu/SqFt	\$459.69	\$0.173 /kWh	\$0.005 /SqFt
SEWER	98.00 CCF			\$635.42	\$6.484 /CCF	\$0.007 /SqFt
WATER	3.00 CCF			\$131.40	\$43.800 /CCF	\$0.001 /SqFt
<b>Totals:</b>		<b>9,055 KBtu</b>	<b>0.101 KBtu/SqFt</b>	<b>\$1,226.51</b>		

## Energy

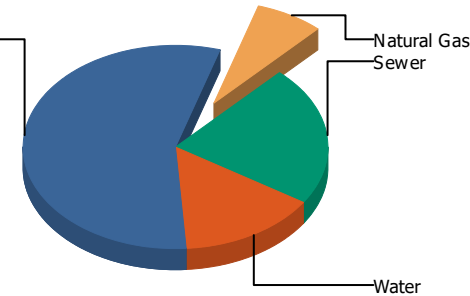
Electric



Electric	100.0%
Natural Gas	0.0%
Sewer	0.0%
Water	0.0%
<b>Total:</b>	<b>100.0%</b>

## Cost

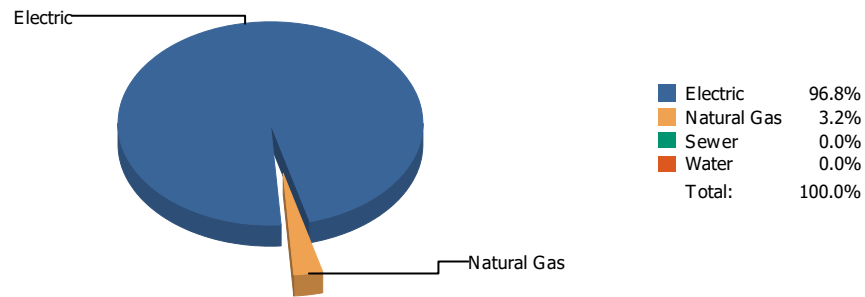
Electric



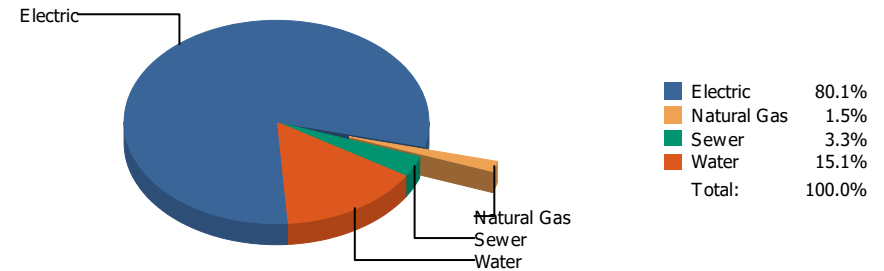
Electric	55.9%
Natural Gas	7.2%
Sewer	22.1%
Water	14.8%
<b>Total:</b>	<b>100.0%</b>

Commodity	Common Use	Energy Use	Energy Use / Area	Total Cost	Cost / Unit	Cost / Area
Place: [BONHAM] BONHAM 106 [BUILDING]						
Area: 53,522 SqFt						
Billing Period: Sep 2022						
ELECTRIC	7,644.00 kWh	26,081 KBtu	0.487 KBtu/SqFt	\$1,640.15	\$0.215 /kWh	\$0.030 /SqFt
NATURALGAS	0.00 CCF	0 KBtu	0.000 KBtu/SqFt	\$210.50	\$0.000 /CCF	\$0.004 /SqFt
SEWER	172.00 CCF			\$647.09	\$3.762 /CCF	\$0.012 /SqFt
WATER	107.00 CCF			\$434.74	\$4.063 /CCF	\$0.008 /SqFt
<b>Totals:</b>		<b>26,081 KBtu</b>	<b>0.487 KBtu/SqFt</b>	<b>\$2,932.48</b>		

## Energy

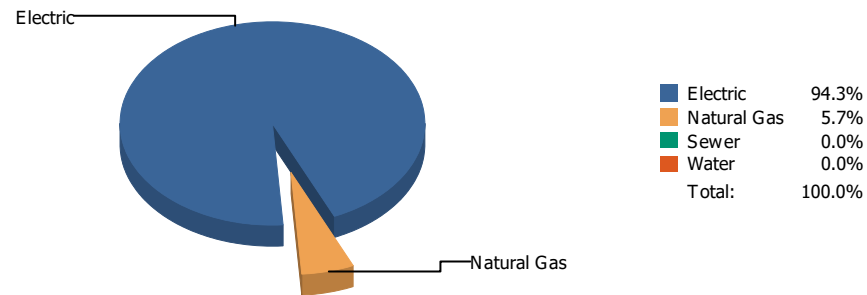


## Cost

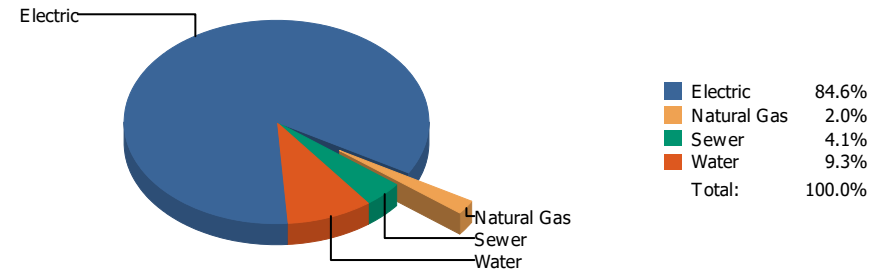


Commodity	Common Use	Energy Use	Energy Use / Area	Total Cost	Cost / Unit	Cost / Area
Place: [BOWIE] BOWIE 003 [BUILDING]						
Area: 282,931 SqFt						
Billing Period: Sep 2022						
ELECTRIC	268,082.00 kWh	914,696 KBtu	3.233 KBtu/SqFt	\$41,871.41	\$0.156 /kWh	\$0.148 /SqFt
NATURALGAS	289.00 CCF	29,767 KBtu	0.105 KBtu/SqFt	\$777.42	\$2.690 /CCF	\$0.003 /SqFt
SEWER	377.00 CCF			\$1,745.19	\$4.629 /CCF	\$0.006 /SqFt
WATER	2,727.00 CCF			\$7,900.88	\$2.897 /CCF	\$0.028 /SqFt
<b>Totals:</b>		<b>944,463 KBtu</b>	<b>3.338 KBtu/SqFt</b>	<b>\$52,294.90</b>		

## Energy

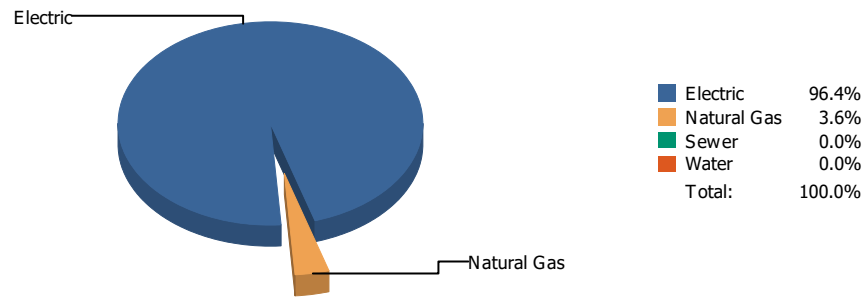


## Cost

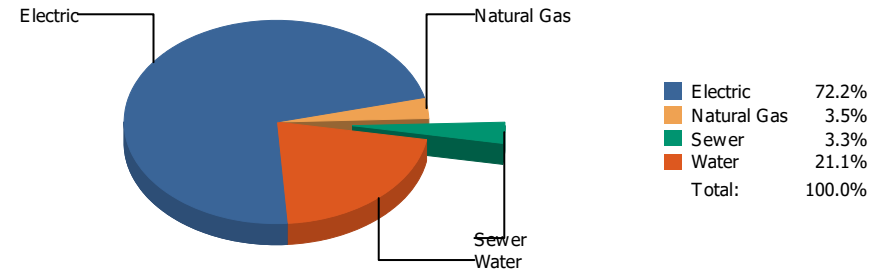


Commodity	Common Use	Energy Use	Energy Use / Area	Total Cost	Cost / Unit	Cost / Area
<b>Place: [BROWN] BROWN MIDDLE SCHOOL 056 [BUILDING]</b>						
<b>Area: 173,263 SqFt</b>						
<b>Billing Period: Sep 2022</b>						
ELECTRIC	126,400.00 kWh	431,277 KBtu	2.489 KBtu/SqFt	\$21,540.13	\$0.170 /kWh	\$0.124 /SqFt
NATURALGAS	251.00 CCF	25,853 KBtu	0.149 KBtu/SqFt	\$520.09	\$2.072 /CCF	\$0.003 /SqFt
SEWER	254.00 CCF			\$1,047.52	\$4.124 /CCF	\$0.006 /SqFt
WATER	551.00 CCF			\$2,367.46	\$4.297 /CCF	\$0.014 /SqFt
<b>Totals:</b>		<b>457,130 KBtu</b>	<b>2.638 KBtu/SqFt</b>	<b>\$25,475.20</b>		

## Energy



## Cost



Commodity	Common Use	Energy Use	Energy Use / Area	Total Cost	Cost / Unit	Cost / Area
Place: [BURGES] BURGES 004 [BUILDING]						
Area: 241,219 SqFt						
Billing Period: Sep 2022						
ELECTRIC	180,956.00 kWh	617,422 KBtu	2.560 KBtu/SqFt	\$32,233.91	\$0.178 /kWh	\$0.133 /SqFt
NATURALGAS	226.00 CCF	23,278 KBtu	0.097 KBtu/SqFt	\$1,541.00	\$6.819 /CCF	\$0.006 /SqFt
SEWER	187.00 CCF			\$1,474.87	\$7.887 /CCF	\$0.006 /SqFt
WATER	1,534.00 CCF			\$9,413.87	\$6.137 /CCF	\$0.039 /SqFt
<b>Totals:</b>		<b>640,700 KBtu</b>	<b>2.656 KBtu/SqFt</b>	<b>\$44,663.65</b>		



## Energy

Electric



■ Electric 100.0%  
Total: 100.0%

## Cost

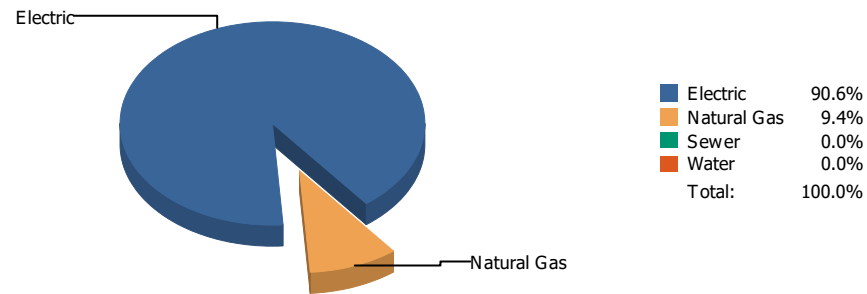
Electric



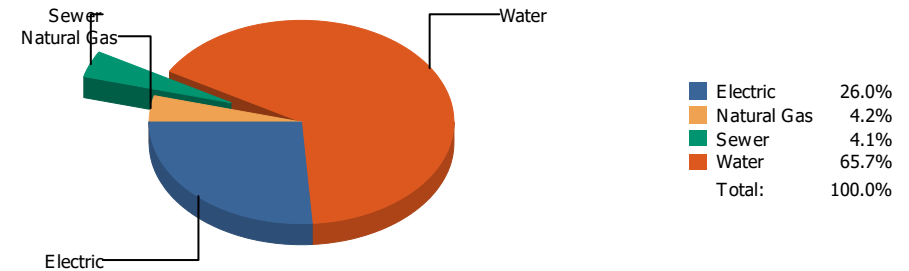
■ Electric 100.0%  
Total: 100.0%

Commodity	Common Use	Energy Use	Energy Use / Area	Total Cost	Cost / Unit	Cost / Area
Place: [BURLESON] BURLESON 107 [BUILDING]						
Area: 73,772 SqFt						
Billing Period: Sep 2022						
ELECTRIC	1,610.00 kWh	5,493 KBtu	0.074 KBtu/SqFt	\$288.50	\$0.179 /kWh	\$0.004 /SqFt
<b>Totals:</b>		<b>5,493 KBtu</b>	<b>0.074 KBtu/SqFt</b>	<b>\$288.50</b>		

## Energy

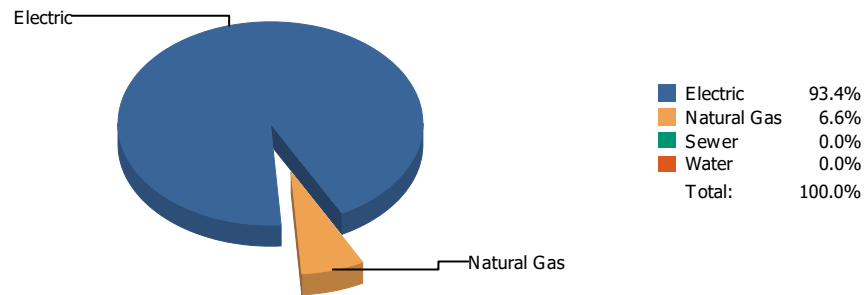


## Cost

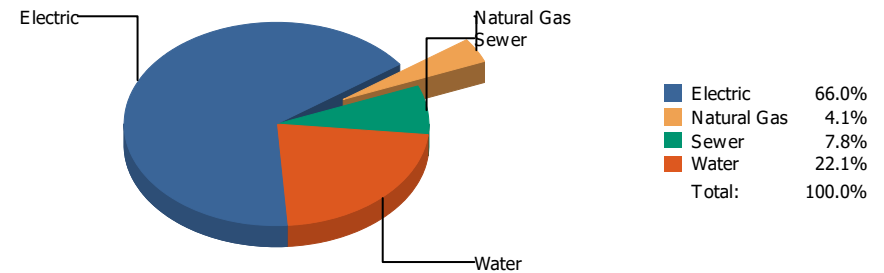


Commodity	Common Use	Energy Use	Energy Use / Area	Total Cost	Cost / Unit	Cost / Area
Place: [BURNET] BURNET 108 [BUILDING]						
Area: 50,520 SqFt						
Billing Period: Sep 2022						
ELECTRIC	16,322.00 kWh	55,691 KBtu	1.102 KBtu/SqFt	\$2,997.76	\$0.184 /kWh	\$0.059 /SqFt
NATURALGAS	56.00 CCF	5,768 KBtu	0.114 KBtu/SqFt	\$489.96	\$8.749 /CCF	\$0.010 /SqFt
SEWER	92.00 CCF			\$472.92	\$5.140 /CCF	\$0.009 /SqFt
WATER	964.00 CCF			\$7,571.04	\$7.854 /CCF	\$0.150 /SqFt
<b>Totals:</b>		<b>61,459 KBtu</b>	<b>1.217 KBtu/SqFt</b>	<b>\$11,531.68</b>		

## Energy

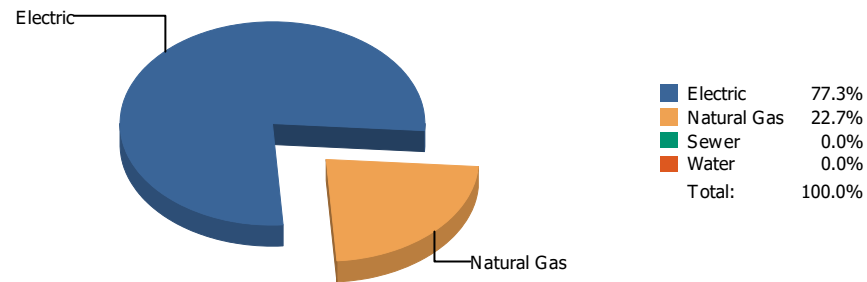


## Cost

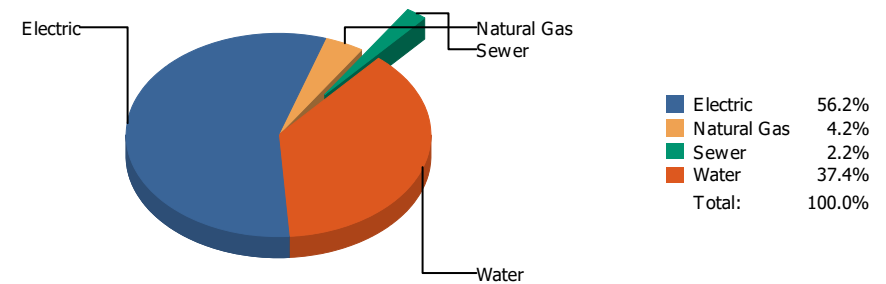


Commodity	Common Use	Energy Use	Energy Use / Area	Total Cost	Cost / Unit	Cost / Area
Place: [CANYON-HILLS] CANYON HILLS 043 [BUILDING]						
Area: 133,149 SqFt						
Billing Period: Sep 2022						
ELECTRIC	51,230.00 kWh	174,797 KBtu	1.313 KBtu/SqFt	\$9,205.37	\$0.180 /kWh	\$0.069 /SqFt
NATURALGAS	119.00 CCF	12,257 KBtu	0.092 KBtu/SqFt	\$567.76	\$4.771 /CCF	\$0.004 /SqFt
SEWER	102.00 CCF			\$1,084.10	\$10.628 /CCF	\$0.008 /SqFt
WATER	460.00 CCF			\$3,081.93	\$6.700 /CCF	\$0.023 /SqFt
<b>Totals:</b>		<b>187,054 KBtu</b>	<b>1.405 KBtu/SqFt</b>	<b>\$13,939.16</b>		

## Energy

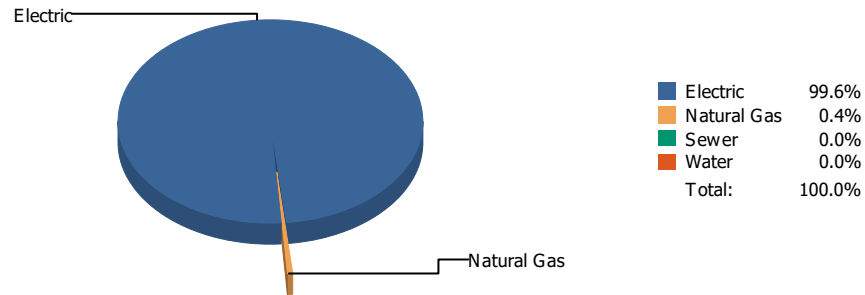


## Cost

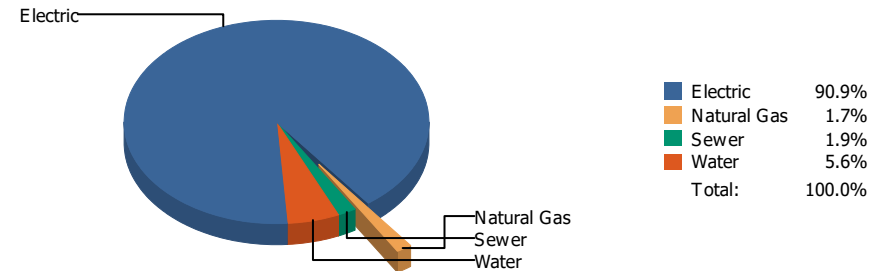


Commodity	Common Use	Energy Use	Energy Use / Area	Total Cost	Cost / Unit	Cost / Area
<b>Place: [CAREER] CAREER AND TECHNOLOGY [BUILDING]</b>						
<b>Area: 146,485 SqFt</b>						
<b>Billing Period: Sep 2022</b>						
ELECTRIC	73,610.00 kWh	251,157 KBtu	1.715 KBtu/SqFt	\$14,449.27	\$0.196 /kWh	\$0.098 /SqFt
NATURALGAS	717.00 CCF	73,851 KBtu	0.504 KBtu/SqFt	\$1,090.75	\$1.521 /CCF	\$0.007 /SqFt
SEWER	76.00 CCF			\$555.61	\$7.311 /CCF	\$0.004 /SqFt
WATER	1,231.00 CCF			\$9,629.23	\$7.822 /CCF	\$0.066 /SqFt
<b>Totals:</b>		<b>325,008 KBtu</b>	<b>2.219 KBtu/SqFt</b>	<b>\$25,724.86</b>		

## Energy



## Cost



Commodity	Common Use	Energy Use	Energy Use / Area	Total Cost	Cost / Unit	Cost / Area
<b>Place: [CENTRAL_OFFICE_STANTON] CENTRAL OFFICE STANTON [BUILDING]</b>						
<b>Area: 131,287 SqFt</b>						
<b>Billing Period: Sep 2022</b>						
ELECTRIC	138,776.00 kWh	473,504 KBtu	3.607 KBtu/SqFt	\$24,250.79	\$0.175 /kWh	\$0.185 /SqFt
NATURALGAS	20.00 CCF	2,060 KBtu	0.016 KBtu/SqFt	\$445.66	\$22.283 /CCF	\$0.003 /SqFt
SEWER	32.00 CCF			\$494.74	\$15.461 /CCF	\$0.004 /SqFt
WATER	108.00 CCF			\$1,491.05	\$13.806 /CCF	\$0.011 /SqFt
<b>Totals:</b>		<b>475,564 KBtu</b>	<b>3.622 KBtu/SqFt</b>	<b>\$26,682.24</b>		

## Energy

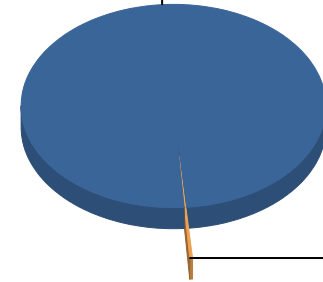
Electric



■ Electric 100.0%  
 ■ Water 0.0%  
 Total: 100.0%

## Cost

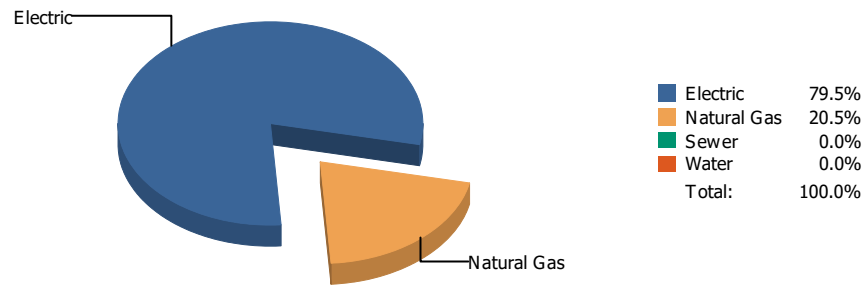
Electric



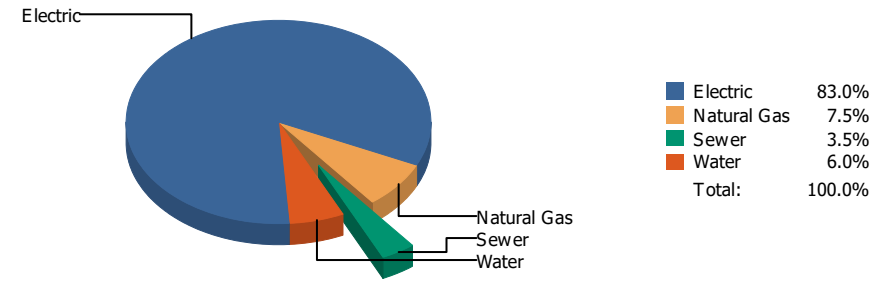
■ Electric 99.8%  
 ■ Water 0.2%  
 Total: 100.0%

Commodity	Common Use	Energy Use	Energy Use / Area	Total Cost	Cost / Unit	Cost / Area
Place: [CHAPIN] CHAPIN 012 [BUILDING]						
Area: 273,727 SqFt						
Billing Period: Sep 2022						
ELECTRIC	319,054.00 kWh	1,088,612 KBtu	3.977 KBtu/SqFt	\$49,370.15	\$0.155 /kWh	\$0.180 /SqFt
WATER	0.00 CCF			\$79.38	\$0.000 /CCF	\$0.000 /SqFt
<b>Totals:</b>		<b>1,088,612 KBtu</b>	<b>3.977 KBtu/SqFt</b>	<b>\$49,449.53</b>		

## Energy

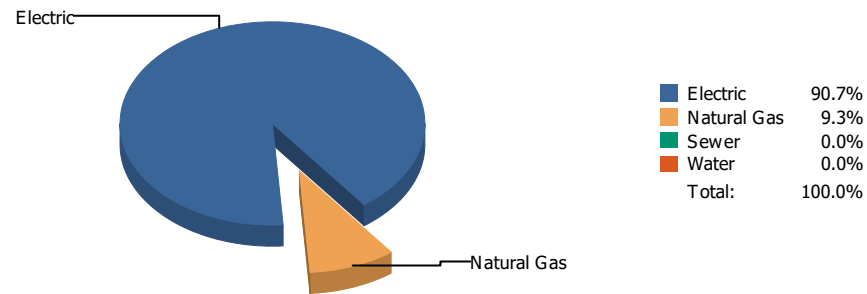


## Cost

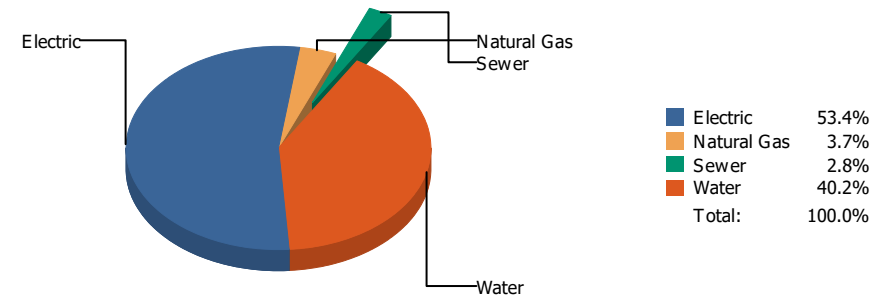


Commodity	Common Use	Energy Use	Energy Use / Area	Total Cost	Cost / Unit	Cost / Area
Place: [CHARLES] H.E. CHARLES 045 [BUILDING]						
Area: 107,867 SqFt						
Billing Period: Sep 2022						
ELECTRIC	83,515.00 kWh	284,953 KBtu	2.642 KBtu/SqFt	\$14,313.97	\$0.171 /kWh	\$0.133 /SqFt
NATURALGAS	715.00 CCF	73,645 KBtu	0.683 KBtu/SqFt	\$1,298.27	\$1.816 /CCF	\$0.012 /SqFt
SEWER	77.00 CCF			\$606.79	\$7.880 /CCF	\$0.006 /SqFt
WATER	222.00 CCF			\$1,026.99	\$4.626 /CCF	\$0.009 /SqFt
<b>Totals:</b>		<b>358,598 KBtu</b>	<b>3.324 KBtu/SqFt</b>	<b>\$17,246.02</b>		

## Energy



## Cost



Commodity	Common Use	Energy Use	Energy Use / Area	Total Cost	Cost / Unit	Cost / Area
<b>Place: [CIELO-VISTA] CIELO VISTA 151 [BUILDING]</b> <b>Area: 66,034 SqFt</b> <b>Billing Period: Sep 2022</b>						
ELECTRIC	46,040.00 kWh	157,088 KBtu	2.379 KBtu/SqFt	\$8,868.29	\$0.193 /kWh	\$0.134 /SqFt
NATURALGAS	156.00 CCF	16,068 KBtu	0.243 KBtu/SqFt	\$613.42	\$3.932 /CCF	\$0.009 /SqFt
SEWER	76.00 CCF			\$458.72	\$6.036 /CCF	\$0.007 /SqFt
WATER	1,196.00 CCF			\$6,669.68	\$5.577 /CCF	\$0.101 /SqFt
<b>Totals:</b>		<b>173,156 KBtu</b>	<b>2.622 KBtu/SqFt</b>	<b>\$16,610.11</b>		



## Energy

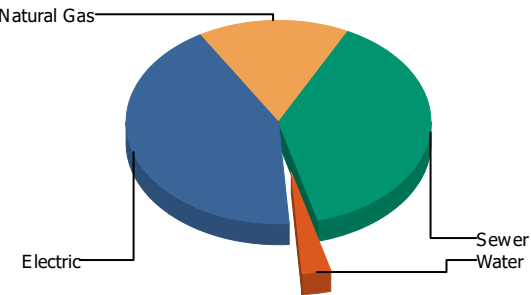
Electric



Electric	100.0%
Natural Gas	0.0%
Sewer	0.0%
Water	0.0%
<b>Total:</b>	<b>100.0%</b>

## Cost

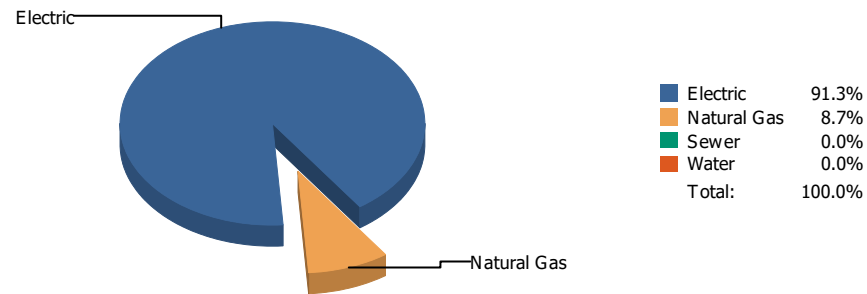
Natural Gas



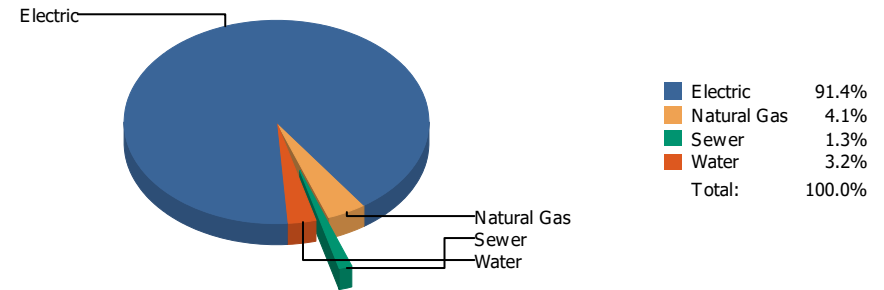
Electric	42.6%
Natural Gas	15.9%
Sewer	38.3%
Water	3.2%
<b>Total:</b>	<b>100.0%</b>

Commodity	Common Use	Energy Use	Energy Use / Area	Total Cost	Cost / Unit	Cost / Area
Place: [CLARDY] CLARDY 109 [BUILDING]						
Area: 70,700 SqFt						
Billing Period: Sep 2022						
ELECTRIC	2,231.00 kWh	7,612 KBtu	0.108 KBtu/SqFt	\$1,130.41	\$0.507 /kWh	\$0.016 /SqFt
NATURALGAS	0.00 CCF	0 KBtu	0.000 KBtu/SqFt	\$421.00	\$0.000 /CCF	\$0.006 /SqFt
SEWER	251.00 CCF			\$1,016.39	\$4.049 /CCF	\$0.014 /SqFt
WATER	0.00 CCF			\$83.85	\$0.000 /CCF	\$0.001 /SqFt
<b>Totals:</b>		<b>7,612 KBtu</b>	<b>0.108 KBtu/SqFt</b>	<b>\$2,651.65</b>		

## Energy

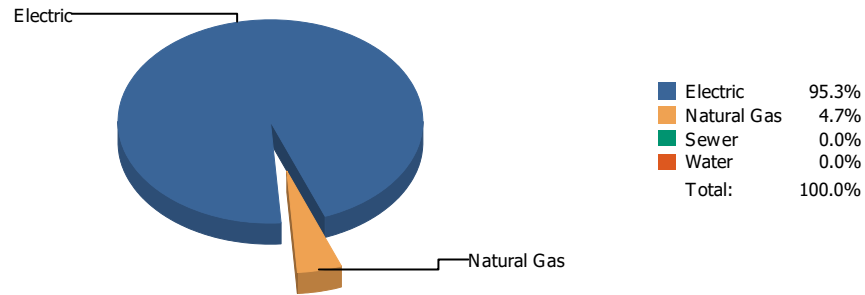


## Cost

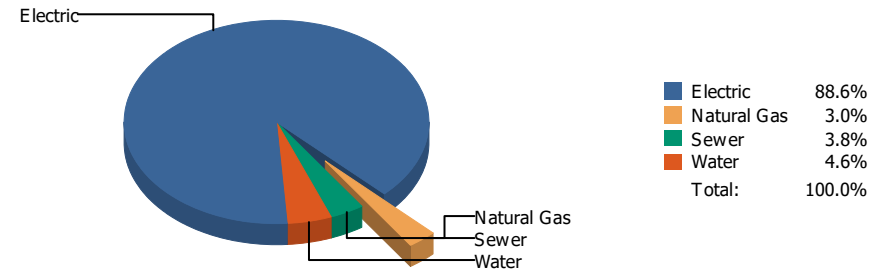


Commodity	Common Use	Energy Use	Energy Use / Area	Total Cost	Cost / Unit	Cost / Area
<b>Place: [CLENEDIN] CLENEDIN 149 [BUILDING]</b> <b>Area: 62,721 SqFt</b> <b>Billing Period: Sep 2022</b>						
ELECTRIC	46,053.00 kWh	157,133 KBtu	2.505 KBtu/SqFt	\$8,701.13	\$0.189 /kWh	\$0.139 /SqFt
NATURALGAS	145.00 CCF	14,935 KBtu	0.238 KBtu/SqFt	\$389.36	\$2.685 /CCF	\$0.006 /SqFt
SEWER	1.00 CCF			\$124.41	\$124.410 /CCF	\$0.002 /SqFt
WATER	50.00 CCF			\$301.83	\$6.037 /CCF	\$0.005 /SqFt
<b>Totals:</b>		<b>172,068 KBtu</b>	<b>2.743 KBtu/SqFt</b>	<b>\$9,516.73</b>		

## Energy

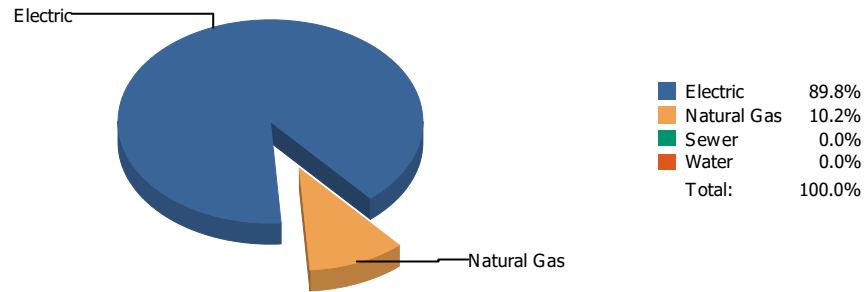


## Cost

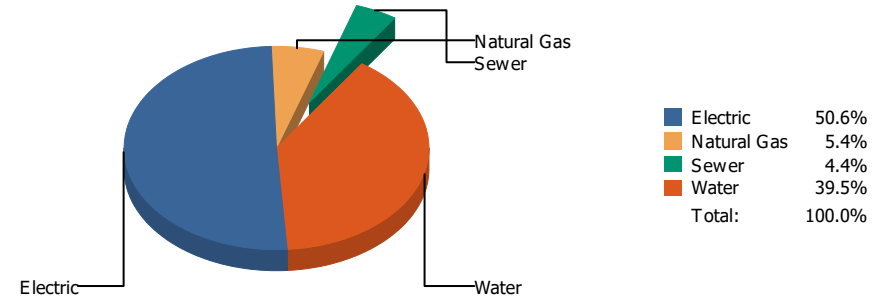


Commodity	Common Use	Energy Use	Energy Use / Area	Total Cost	Cost / Unit	Cost / Area
Place: [COACH_ARCHIE_DURAN] COACH ARCHIE DURAN [BUILDING]						
Area: 0 SqFt						
Billing Period: Sep 2022						
ELECTRIC	71,000.00 kWh	242,252 KBtu		\$12,334.43	\$0.174 /kWh	
NATURALGAS	115.00 CCF	11,845 KBtu		\$416.69	\$3.623 /CCF	
SEWER	47.00 CCF			\$532.09	\$11.321 /CCF	
WATER	76.00 CCF			\$644.47	\$8.480 /CCF	
<b>Totals:</b>		<b>254,097 KBtu</b>		<b>\$13,927.68</b>		

## Energy

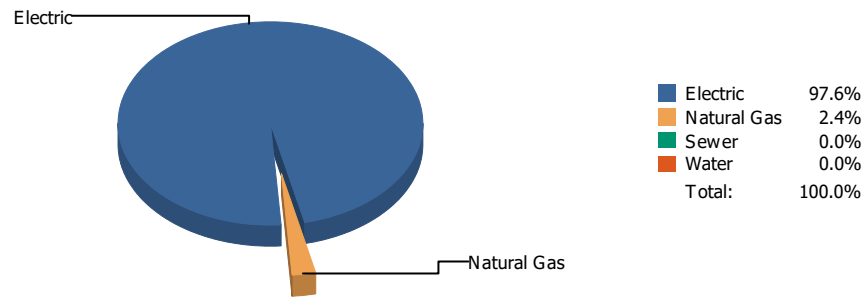


## Cost

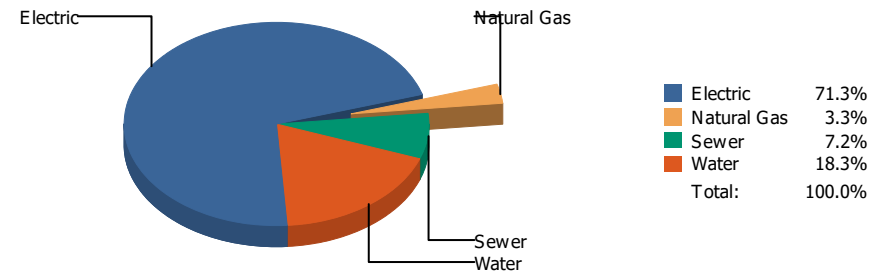


Commodity	Common Use	Energy Use	Energy Use / Area	Total Cost	Cost / Unit	Cost / Area
Place: [COLDWELL] COLDWELL 110 [BUILDING]						
Area: 67,310 SqFt						
Billing Period: Sep 2022						
ELECTRIC	31,160.00 kWh	106,318 KBtu	1.580 KBtu/SqFt	\$5,274.28	\$0.169 /kWh	\$0.078 /SqFt
NATURALGAS	117.00 CCF	12,051 KBtu	0.179 KBtu/SqFt	\$565.66	\$4.835 /CCF	\$0.008 /SqFt
SEWER	49.00 CCF			\$462.74	\$9.444 /CCF	\$0.007 /SqFt
WATER	835.00 CCF			\$4,123.44	\$4.938 /CCF	\$0.061 /SqFt
<b>Totals:</b>		<b>118,369 KBtu</b>	<b>1.759 KBtu/SqFt</b>	<b>\$10,426.12</b>		

## Energy

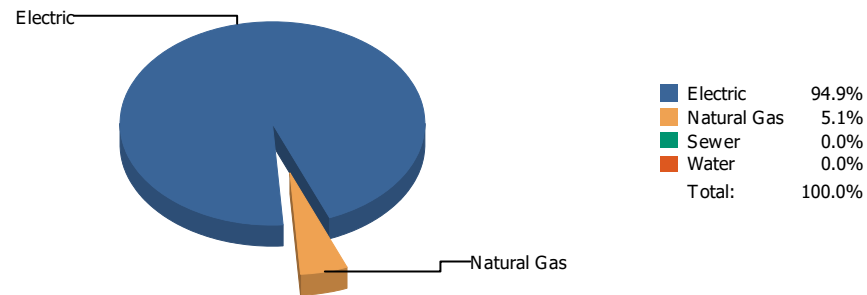


## Cost

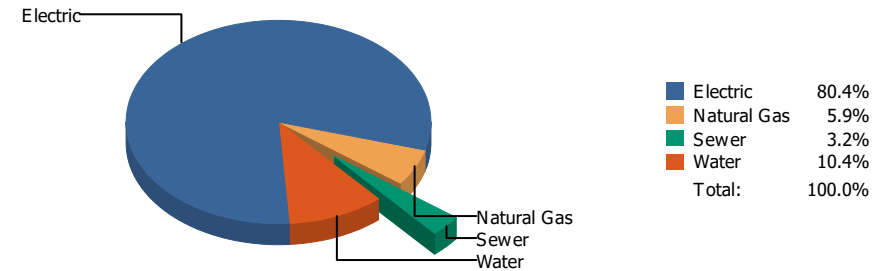


Commodity	Common Use	Energy Use	Energy Use / Area	Total Cost	Cost / Unit	Cost / Area
Place: [COOLEY] COOLEY 111 [BUILDING]						
Area: 95,590 SqFt						
Billing Period: Sep 2022						
ELECTRIC	70,200.00 kWh	239,522 KBtu	2.506 KBtu/SqFt	\$12,533.90	\$0.179 /kWh	\$0.131 /SqFt
NATURALGAS	57.00 CCF	5,871 KBtu	0.061 KBtu/SqFt	\$574.62	\$10.081 /CCF	\$0.006 /SqFt
SEWER	212.00 CCF			\$1,260.01	\$5.943 /CCF	\$0.013 /SqFt
WATER	610.00 CCF			\$3,222.16	\$5.282 /CCF	\$0.033 /SqFt
<b>Totals:</b>		<b>245,393 KBtu</b>	<b>2.567 KBtu/SqFt</b>	<b>\$17,590.69</b>		

## Energy

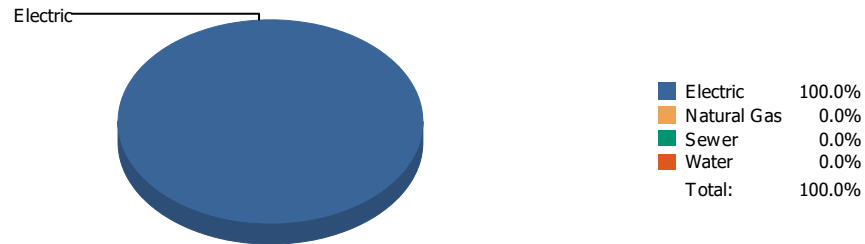


## Cost

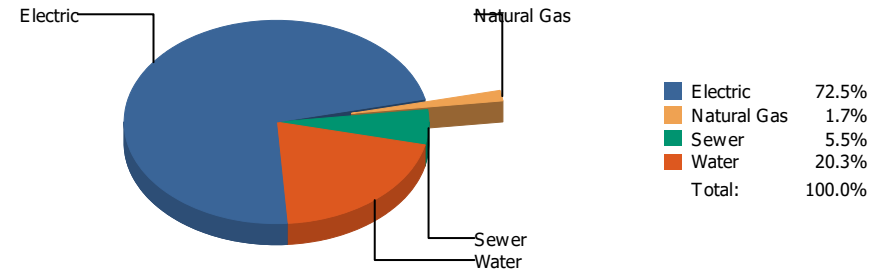


Commodity	Common Use	Energy Use	Energy Use / Area	Total Cost	Cost / Unit	Cost / Area
Place: [CORONADO] CORONADO 005 [BUILDING]						
Area: 406,757 SqFt						
Billing Period: Sep 2022						
ELECTRIC	308,792.00 kWh	1,053,598 KBtu	2.590 KBtu/SqFt	\$55,098.98	\$0.178 /kWh	\$0.135 /SqFt
NATURALGAS	554.00 CCF	57,062 KBtu	0.140 KBtu/SqFt	\$4,047.43	\$7.306 /CCF	\$0.010 /SqFt
SEWER	652.00 CCF			\$2,219.83	\$3.405 /CCF	\$0.005 /SqFt
WATER	2,459.00 CCF			\$7,130.84	\$2.900 /CCF	\$0.017 /SqFt
<b>Totals:</b>		<b>1,110,660 KBtu</b>	<b>2.731 KBtu/SqFt</b>	<b>\$68,497.08</b>		

## Energy

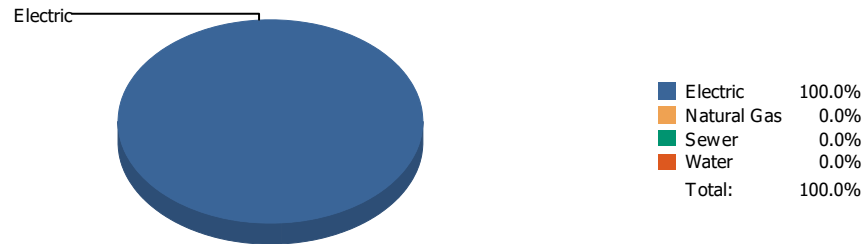


## Cost

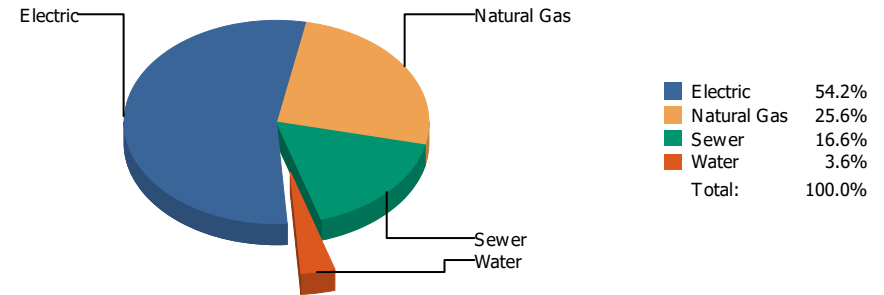


Commodity	Common Use	Energy Use	Energy Use / Area	Total Cost	Cost / Unit	Cost / Area
Place: [CROCKETT_1] CROCKETT 112 [BUILDING]						
Area: 92,585 SqFt						
Billing Period: Sep 2022						
ELECTRIC	48,919.00 kWh	166,912 KBtu	1.803 KBtu/SqFt	\$8,759.87	\$0.179 /kWh	\$0.095 /SqFt
NATURALGAS	0.00 CCF	0 KBtu	0.000 KBtu/SqFt	\$210.50	\$0.000 /CCF	\$0.002 /SqFt
SEWER	119.00 CCF			\$662.07	\$5.564 /CCF	\$0.007 /SqFt
WATER	425.00 CCF			\$2,453.26	\$5.772 /CCF	\$0.026 /SqFt
<b>Totals:</b>		<b>166,912 KBtu</b>	<b>1.803 KBtu/SqFt</b>	<b>\$12,085.70</b>		

## Energy



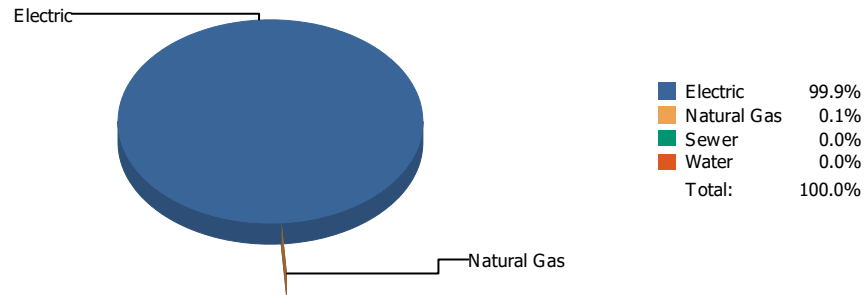
## Cost



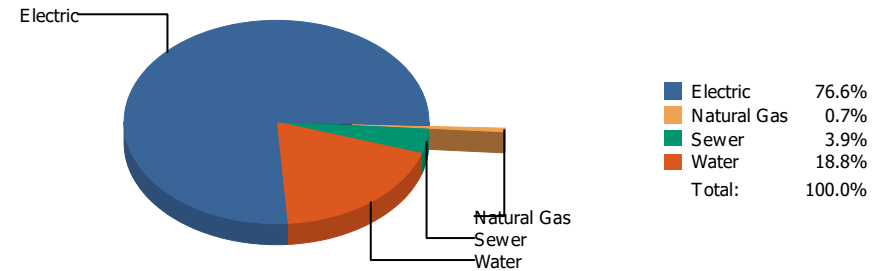
Commodity	Common Use	Energy Use	Energy Use / Area	Total Cost	Cost / Unit	Cost / Area
Place: [CROSBY] CROSBY 113 [BUILDING]						
Area: 83,100 SqFt						
Billing Period: Sep 2022						
ELECTRIC	6,480.00 kWh	22,110 KBtu	0.266 KBtu/SqFt	\$892.90	\$0.138 /kWh	\$0.011 /SqFt
NATURALGAS	0.00 CCF	0 KBtu	0.000 KBtu/SqFt	\$421.00	\$0.000 /CCF	\$0.005 /SqFt
SEWER	12.00 CCF			\$273.72	\$22.810 /CCF	\$0.003 /SqFt
WATER	1.00 CCF			\$58.58	\$58.580 /CCF	\$0.001 /SqFt
<b>Totals:</b>		<b>22,110 KBtu</b>	<b>0.266 KBtu/SqFt</b>	<b>\$1,646.20</b>		



## Energy

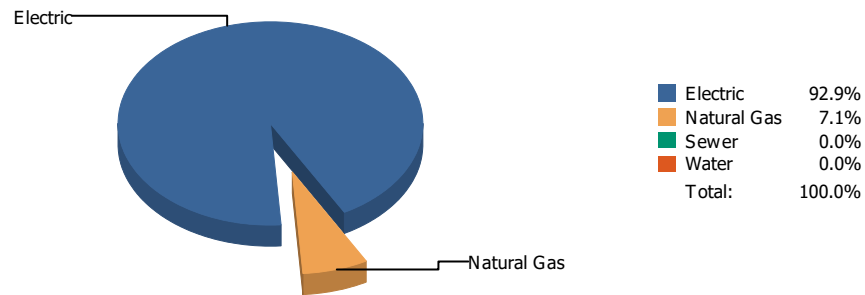


## Cost

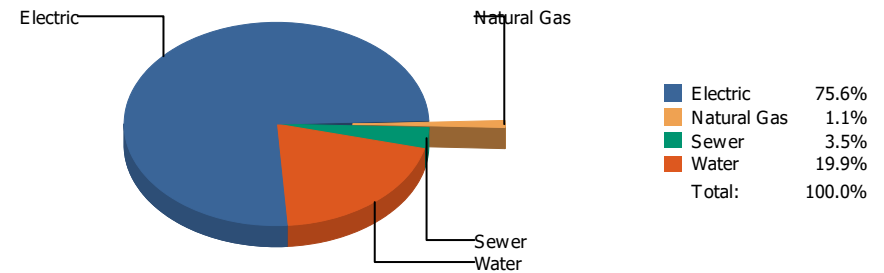


Commodity	Common Use	Energy Use	Energy Use / Area	Total Cost	Cost / Unit	Cost / Area
Place: [DELTA_OPERATIONS_CENTER_] DELTA OPERATIONS CENTER [BUILDING]						
Area: 0 SqFt						
Billing Period: Sep 2022						
ELECTRIC	56,880.00 kWh	194,075 KBtu		\$7,684.36	\$0.135 /kWh	
NATURALGAS	1.00 CCF	103 KBtu		\$69.99	\$69.990 /CCF	
SEWER	48.00 CCF			\$389.00	\$8.104 /CCF	
WATER	320.00 CCF			\$1,889.31	\$5.904 /CCF	
<b>Totals:</b>		<b>194,178 KBtu</b>		<b>\$10,032.66</b>		

## Energy

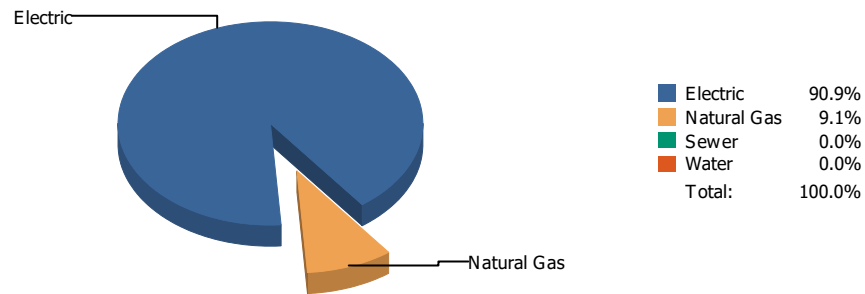


## Cost

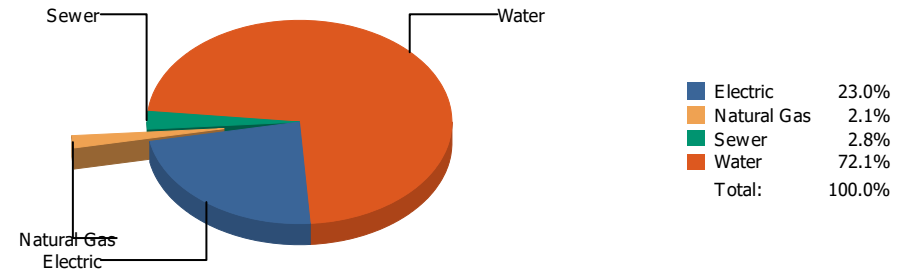


Commodity	Common Use	Energy Use	Energy Use / Area	Total Cost	Cost / Unit	Cost / Area
<b>Place: [DONHASKINSPK8] DON HASKINS PK-8 051 [BUILDING]</b>						
<b>Area: 163,678 SqFt</b>						
<b>Billing Period: Sep 2022</b>						
ELECTRIC	106,198.00 kWh	362,348 KBtu	2.214 KBtu/SqFt	\$37,362.08	\$0.352 /kWh	\$0.228 /SqFt
NATURALGAS	267.00 CCF	27,501 KBtu	0.168 KBtu/SqFt	\$539.82	\$2.022 /CCF	\$0.003 /SqFt
SEWER	319.00 CCF			\$1,706.66	\$5.350 /CCF	\$0.010 /SqFt
WATER	1,579.00 CCF			\$9,839.76	\$6.232 /CCF	\$0.060 /SqFt
<b>Totals:</b>		<b>389,849 KBtu</b>	<b>2.382 KBtu/SqFt</b>	<b>\$49,448.32</b>		

## Energy

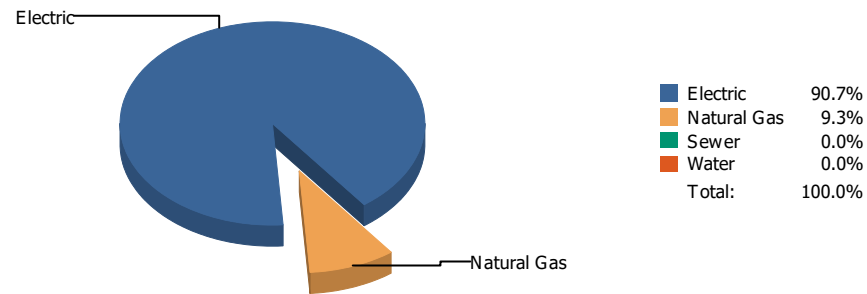


## Cost

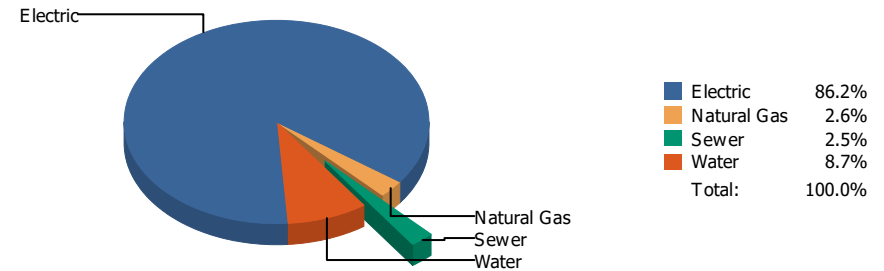


Commodity	Common Use	Energy Use	Energy Use / Area	Total Cost	Cost / Unit	Cost / Area
<b>Place: [DOUGLASS] DOUGLASS      114 [BUILDING]</b> <b>Area: 86,903 SqFt</b> <b>Billing Period: Sep 2022</b>						
ELECTRIC	34,245.00 kWh	116,844 KBtu	1.345 KBtu/SqFt	\$6,110.09	\$0.178 /kWh	\$0.070 /SqFt
NATURALGAS	113.00 CCF	11,639 KBtu	0.134 KBtu/SqFt	\$560.37	\$4.959 /CCF	\$0.006 /SqFt
SEWER	162.00 CCF			\$739.58	\$4.565 /CCF	\$0.008 /SqFt
WATER	2,385.00 CCF			\$19,157.93	\$8.033 /CCF	\$0.220 /SqFt
<b>Totals:</b>		<b>128,483 KBtu</b>	<b>1.478 KBtu/SqFt</b>	<b>\$26,567.97</b>		

## Energy

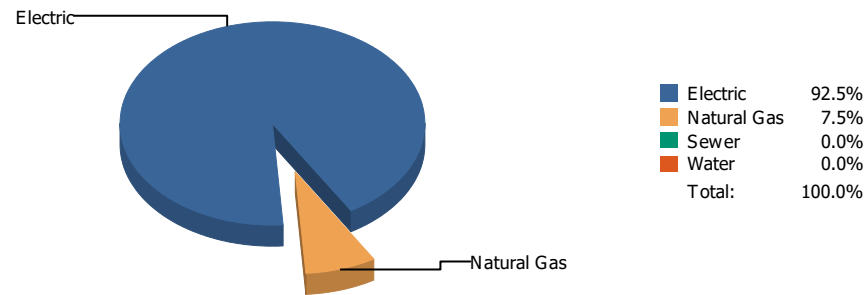


## Cost

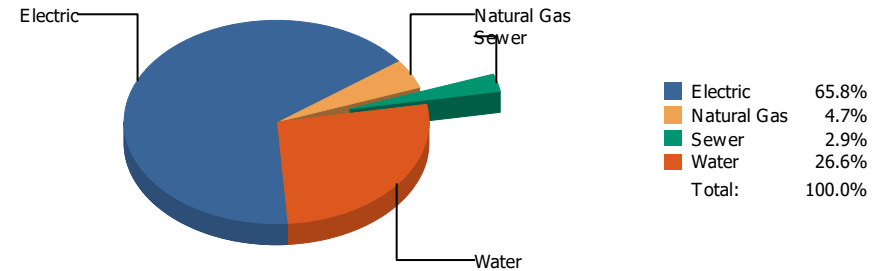


Commodity	Common Use	Energy Use	Energy Use / Area	Total Cost	Cost / Unit	Cost / Area
<b>Place: [DRHORNEDOMIDDLESCHOOL_1] DR. HORNEDO MIDDLE SCHOOL 058 [BUILDING]</b>						
<b>Area: 184,871 SqFt</b>						
<b>Billing Period: Sep 2022</b>						
ELECTRIC	134,600.00 kWh	459,255 KBtu	2.484 KBtu/SqFt	\$25,295.96	\$0.188 /kWh	\$0.137 /SqFt
NATURALGAS	455.00 CCF	46,865 KBtu	0.254 KBtu/SqFt	\$771.70	\$1.696 /CCF	\$0.004 /SqFt
SEWER	123.00 CCF			\$721.33	\$5.864 /CCF	\$0.004 /SqFt
WATER	438.00 CCF			\$2,553.42	\$5.830 /CCF	\$0.014 /SqFt
<b>Totals:</b>		<b>506,120 KBtu</b>	<b>2.738 KBtu/SqFt</b>	<b>\$29,342.41</b>		

## Energy



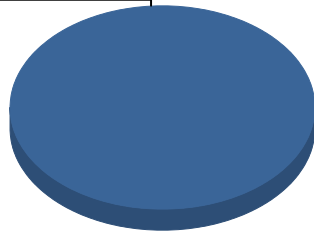
## Cost



Commodity	Common Use	Energy Use	Energy Use / Area	Total Cost	Cost / Unit	Cost / Area
Place: [EL-PASO-HIGH] EL PASO HIGH 006 [BUILDING]						
Area: 236,062 SqFt						
Billing Period: Sep 2022						
ELECTRIC	230,448.00 kWh	786,289 KBtu	3.331 KBtu/SqFt	\$37,338.33	\$0.162 /kWh	\$0.158 /SqFt
NATURALGAS	616.00 CCF	63,448 KBtu	0.269 KBtu/SqFt	\$2,654.55	\$4.309 /CCF	\$0.011 /SqFt
SEWER	270.00 CCF			\$1,624.34	\$6.016 /CCF	\$0.007 /SqFt
WATER	2,355.00 CCF			\$15,098.98	\$6.411 /CCF	\$0.064 /SqFt
<b>Totals:</b>		<b>849,737 KBtu</b>	<b>3.600 KBtu/SqFt</b>	<b>\$56,716.20</b>		

## Energy

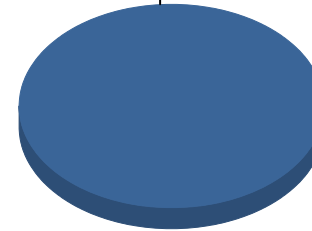
Electric



■ Electric 100.0%  
Total: 100.0%

## Cost

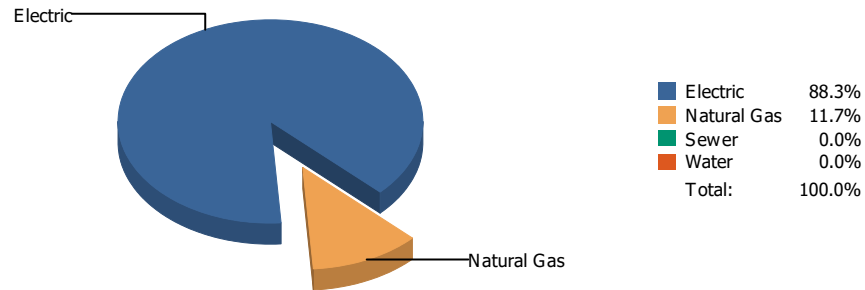
Electric



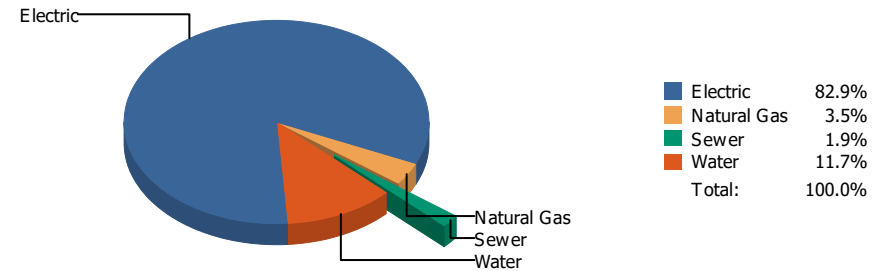
■ Electric 100.0%  
Total: 100.0%

Commodity	Common Use	Energy Use	Energy Use / Area	Total Cost	Cost / Unit	Cost / Area
Place: [FANNIN] FANNIN 116 [BUILDING]						
Area: 73,291 SqFt						
Billing Period: Sep 2022						
ELECTRIC	3,250.00 kWh	11,089 KBtu	0.151 KBtu/SqFt	\$528.50	\$0.163 /kWh	\$0.007 /SqFt
<b>Totals:</b>		<b>11,089 KBtu</b>	<b>0.151 KBtu/SqFt</b>	<b>\$528.50</b>		

## Energy

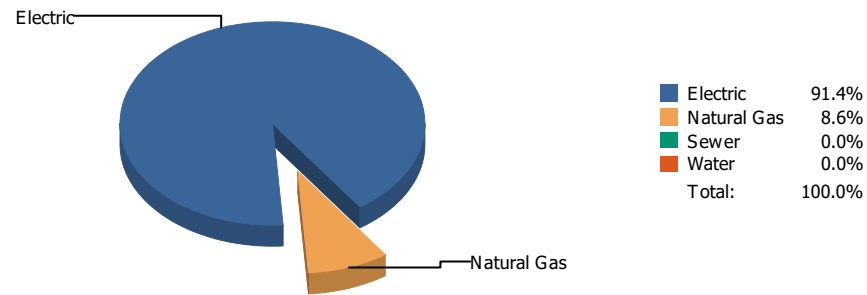


## Cost

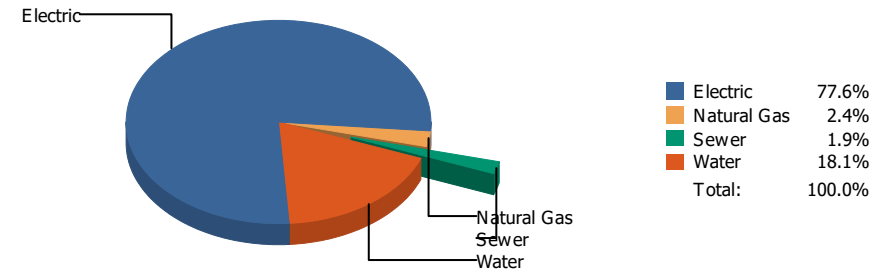


Commodity	Common Use	Energy Use	Energy Use / Area	Total Cost	Cost / Unit	Cost / Area
Place: [FRANKLIN] FRANKLIN HIGH SCHOOL 010 [BUILDING]						
Area: 329,377 SqFt						
Billing Period: Sep 2022						
ELECTRIC	245,622.00 kWh	838,062 KBtu	2.544 KBtu/SqFt	\$40,913.49	\$0.167 /kWh	\$0.124 /SqFt
NATURALGAS	1,079.00 CCF	111,137 KBtu	0.337 KBtu/SqFt	\$1,742.72	\$1.615 /CCF	\$0.005 /SqFt
SEWER	207.00 CCF			\$930.49	\$4.495 /CCF	\$0.003 /SqFt
WATER	910.00 CCF			\$5,769.80	\$6.340 /CCF	\$0.018 /SqFt
<b>Totals:</b>		<b>949,199 KBtu</b>	<b>2.882 KBtu/SqFt</b>	<b>\$49,356.50</b>		

## Energy



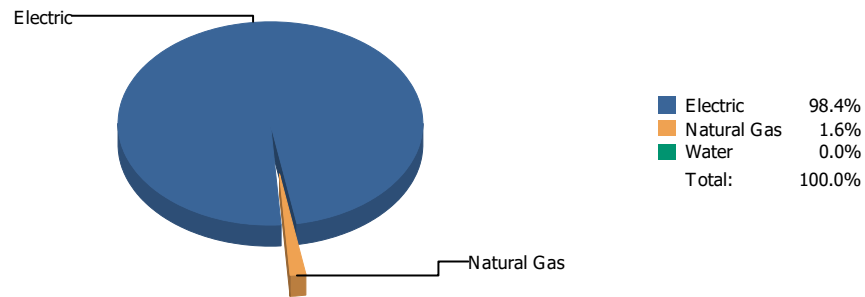
## Cost



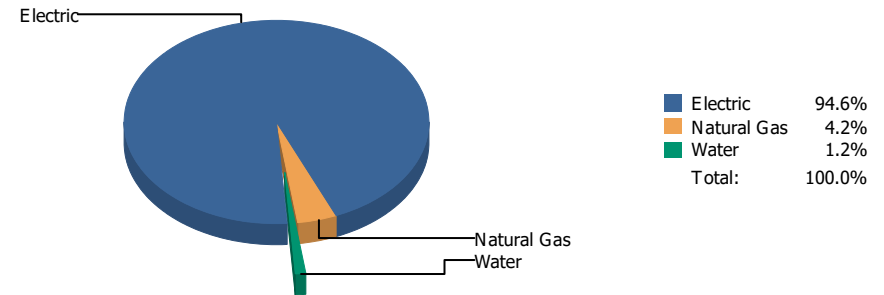
Commodity	Common Use	Energy Use	Energy Use / Area	Total Cost	Cost / Unit	Cost / Area
Place: [FRANKLIN9THGRADECENTER_2] FRANKLIN 9TH GRADE CENTER 053 [BUILDING]						
Area: 193,158 SqFt						
Billing Period: Sep 2022						
ELECTRIC	150,938.00 kWh	515,000 KBtu	2.666 KBtu/SqFt	\$26,108.62	\$0.173 /kWh	\$0.135 /SqFt
NATURALGAS	471.00 CCF	48,513 KBtu	0.251 KBtu/SqFt	\$791.43	\$1.680 /CCF	\$0.004 /SqFt
SEWER	90.00 CCF			\$639.16	\$7.102 /CCF	\$0.003 /SqFt
WATER	1,808.00 CCF			\$6,091.92	\$3.369 /CCF	\$0.031 /SqFt
<b>Totals:</b>		<b>563,513 KBtu</b>	<b>2.917 KBtu/SqFt</b>	<b>\$33,631.13</b>		



## Energy

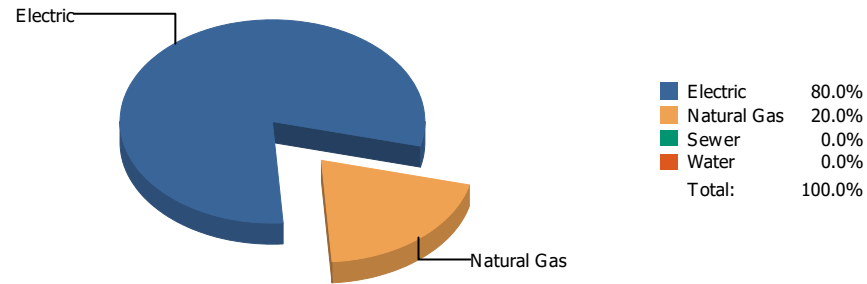


## Cost

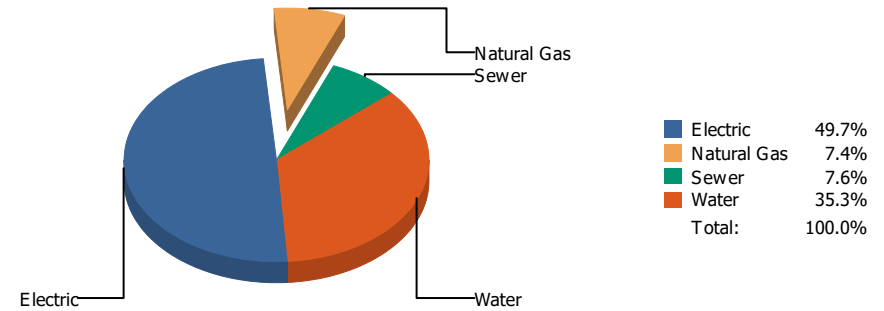


Commodity	Common Use	Energy Use	Energy Use / Area	Total Cost	Cost / Unit	Cost / Area
Place: [GAMBLE] JAMES GAMBLE WAREHOUSE [BUILDING]						
Area: 53,241 SqFt						
Billing Period: Sep 2022						
ELECTRIC	32,400.00 kWh	110,549 KBtu	2.076 KBtu/SqFt	\$5,261.53	\$0.162 /kWh	\$0.099 /SqFt
NATURALGAS	17.00 CCF	1,751 KBtu	0.033 KBtu/SqFt	\$232.36	\$13.668 /CCF	\$0.004 /SqFt
WATER	0.00 CCF			\$66.14	\$0.000 /CCF	\$0.001 /SqFt
<b>Totals:</b>		<b>112,300 KBtu</b>	<b>2.109 KBtu/SqFt</b>	<b>\$5,560.03</b>		

## Energy

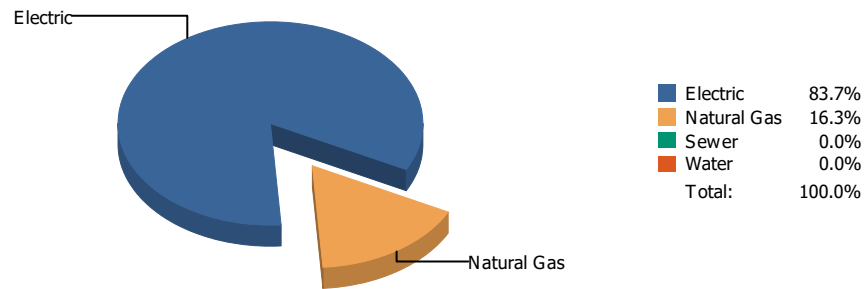


## Cost

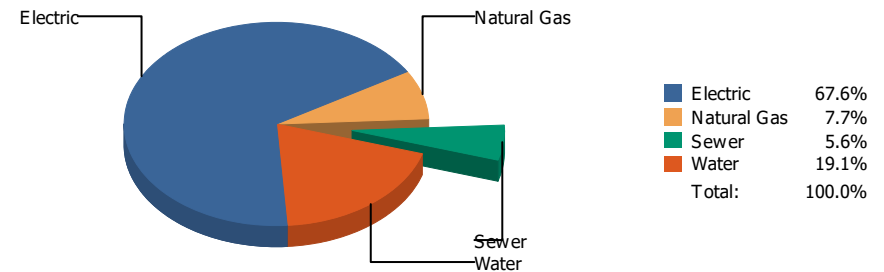


Commodity	Common Use	Energy Use	Energy Use / Area	Total Cost	Cost / Unit	Cost / Area
<b>Place: [GREEN] GREEN ELEMENTARY SCHOOL 162 [BUILDING]</b>						
<b>Area: 88,156 SqFt</b>						
<b>Billing Period: Sep 2022</b>						
ELECTRIC	29,100.00 kWh	99,289 KBtu	1.126 KBtu/SqFt	\$4,825.41	\$0.166 /kWh	\$0.055 /SqFt
NATURALGAS	241.00 CCF	24,823 KBtu	0.282 KBtu/SqFt	\$718.77	\$2.982 /CCF	\$0.008 /SqFt
SEWER	81.00 CCF			\$738.67	\$9.119 /CCF	\$0.008 /SqFt
WATER	537.00 CCF			\$3,424.32	\$6.377 /CCF	\$0.039 /SqFt
<b>Totals:</b>		<b>124,112 KBtu</b>	<b>1.408 KBtu/SqFt</b>	<b>\$9,707.17</b>		

## Energy

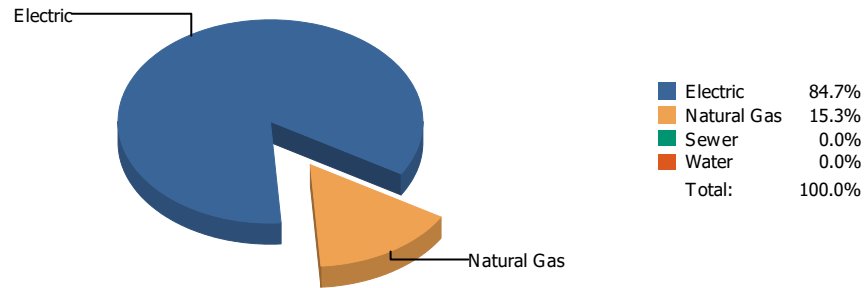


## Cost

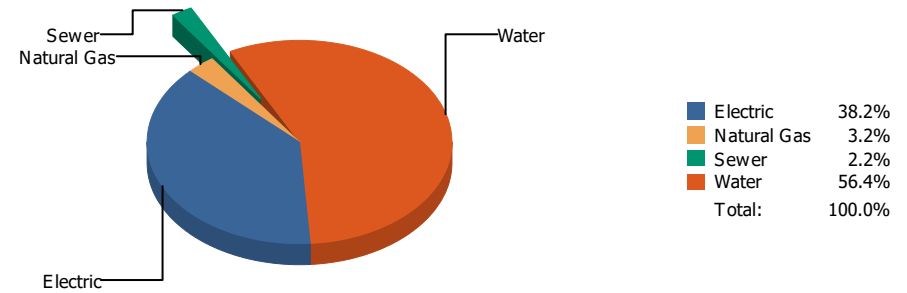


Commodity	Common Use	Energy Use	Energy Use / Area	Total Cost	Cost / Unit	Cost / Area
<b>Place: [GUERRERO] ROSA GUERRERO ELEMENTARY 163 [BUILDING]</b>						
<b>Area: 88,641 SqFt</b>						
<b>Billing Period: Sep 2022</b>						
ELECTRIC	35,800.00 kWh	122,150 KBtu	1.378 KBtu/SqFt	\$6,155.35	\$0.172 /kWh	\$0.069 /SqFt
NATURALGAS	231.00 CCF	23,793 KBtu	0.268 KBtu/SqFt	\$705.30	\$3.053 /CCF	\$0.008 /SqFt
SEWER	47.00 CCF			\$508.43	\$10.818 /CCF	\$0.006 /SqFt
WATER	307.00 CCF			\$1,738.59	\$5.663 /CCF	\$0.020 /SqFt
<b>Totals:</b>		<b>145,943 KBtu</b>	<b>1.646 KBtu/SqFt</b>	<b>\$9,107.67</b>		

## Energy

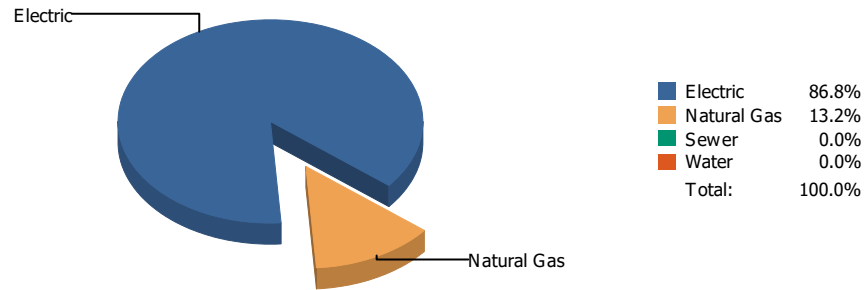


## Cost

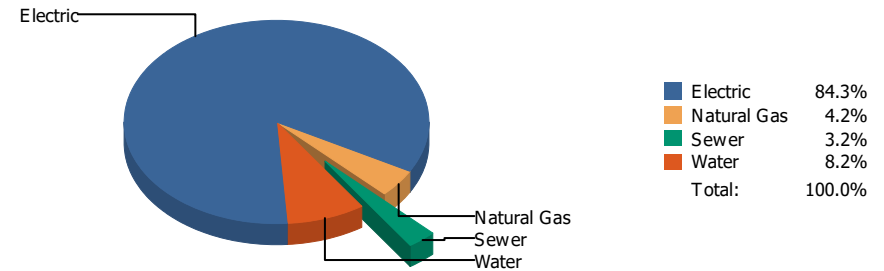


Commodity	Common Use	Energy Use	Energy Use / Area	Total Cost	Cost / Unit	Cost / Area
<b>Place: [GUILLEN] GUILLEN      044 [BUILDING]</b> <b>Area: 223,773 SqFt</b> <b>Billing Period: Sep 2022</b>						
ELECTRIC	73,456.00 kWh	250,632 KBtu	1.120 KBtu/SqFt	\$11,554.29	\$0.157 /kWh	\$0.051 /SqFt
NATURALGAS	441.00 CCF	45,423 KBtu	0.203 KBtu/SqFt	\$964.95	\$2.188 /CCF	\$0.004 /SqFt
SEWER	108.00 CCF			\$660.32	\$6.114 /CCF	\$0.003 /SqFt
WATER	2,366.00 CCF			\$17,041.87	\$7.203 /CCF	\$0.076 /SqFt
<b>Totals:</b>		<b>296,055 KBtu</b>	<b>1.323 KBtu/SqFt</b>	<b>\$30,221.43</b>		

## Energy

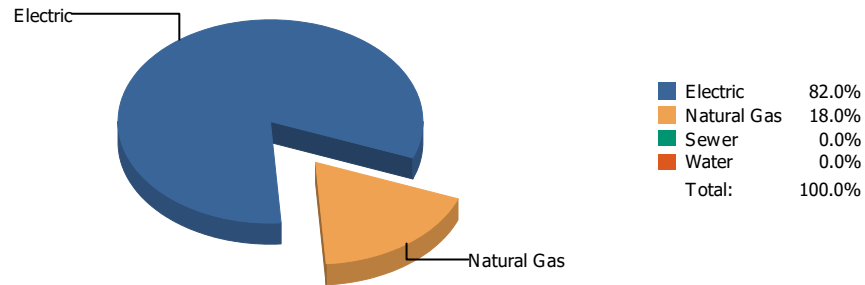


## Cost

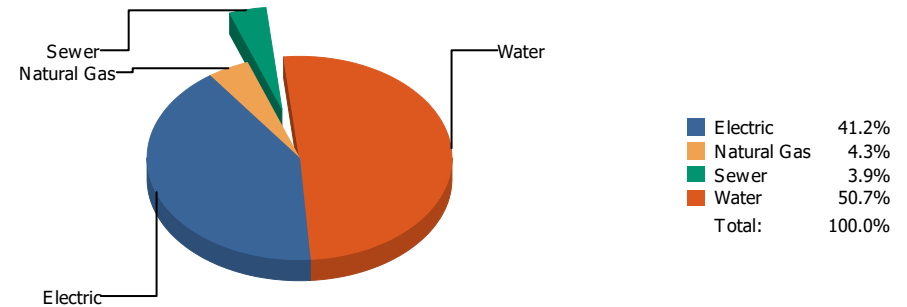


Commodity	Common Use	Energy Use	Energy Use / Area	Total Cost	Cost / Unit	Cost / Area
<b>Place: [HART] HART      118 [BUILDING]</b> <b>Area: 63,357 SqFt</b> <b>Billing Period: Sep 2022</b>						
ELECTRIC	56,640.00 kWh	193,256 KBtu	3.050 KBtu/SqFt	\$11,218.63	\$0.198 /kWh	\$0.177 /SqFt
NATURALGAS	285.00 CCF	29,355 KBtu	0.463 KBtu/SqFt	\$562.10	\$1.972 /CCF	\$0.009 /SqFt
SEWER	65.00 CCF			\$431.33	\$6.636 /CCF	\$0.007 /SqFt
WATER	199.00 CCF			\$1,097.50	\$5.515 /CCF	\$0.017 /SqFt
<b>Totals:</b>		<b>222,611 KBtu</b>	<b>3.514 KBtu/SqFt</b>	<b>\$13,309.56</b>		

## Energy

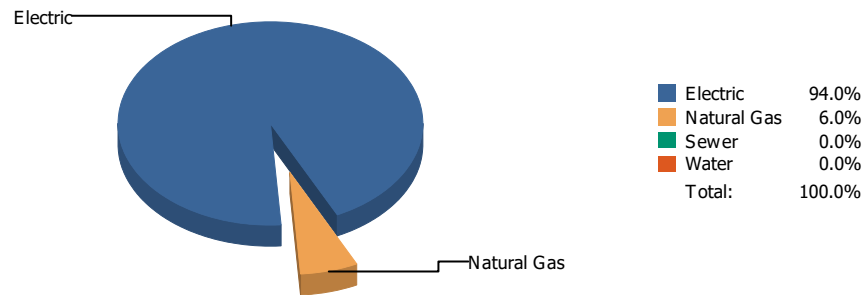


## Cost

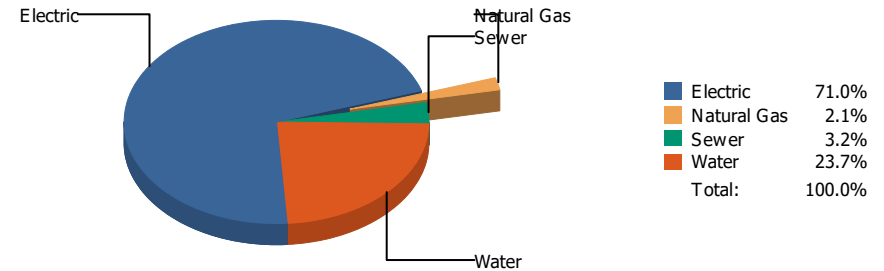


Commodity	Common Use	Energy Use	Energy Use / Area	Total Cost	Cost / Unit	Cost / Area
<b>Place: [HAWKINS] HAWKINS      119 [BUILDING]</b> <b>Area: 57,207 SqFt</b> <b>Billing Period: Sep 2022</b>						
ELECTRIC	26,835.00 kWh	91,561 KBtu	1.601 KBtu/SqFt	\$4,342.66	\$0.162 /kWh	\$0.076 /SqFt
NATURALGAS	195.00 CCF	20,085 KBtu	0.351 KBtu/SqFt	\$451.08	\$2.313 /CCF	\$0.008 /SqFt
SEWER	67.00 CCF			\$410.67	\$6.129 /CCF	\$0.007 /SqFt
WATER	1,013.00 CCF			\$5,345.83	\$5.277 /CCF	\$0.093 /SqFt
<b>Totals:</b>		<b>111,646 KBtu</b>	<b>1.952 KBtu/SqFt</b>	<b>\$10,550.24</b>		

## Energy



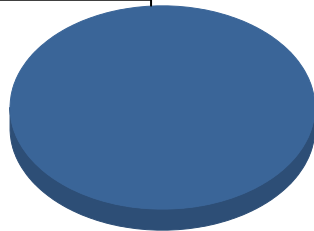
## Cost



Commodity	Common Use	Energy Use	Energy Use / Area	Total Cost	Cost / Unit	Cost / Area
Place: [HERRERA_1] HERRERA ELEMENTARY 174 [BUILDING]						
Area: 86,275 SqFt						
Billing Period: Sep 2022						
ELECTRIC	88,200.00 kWh	300,938 KBtu	3.488 KBtu/SqFt	\$15,010.45	\$0.170 /kWh	\$0.174 /SqFt
NATURALGAS	187.00 CCF	19,261 KBtu	0.223 KBtu/SqFt	\$441.15	\$2.359 /CCF	\$0.005 /SqFt
SEWER	105.00 CCF			\$676.51	\$6.443 /CCF	\$0.008 /SqFt
WATER	844.00 CCF			\$5,019.50	\$5.947 /CCF	\$0.058 /SqFt
<b>Totals:</b>		<b>320,199 KBtu</b>	<b>3.711 KBtu/SqFt</b>	<b>\$21,147.61</b>		

## Energy

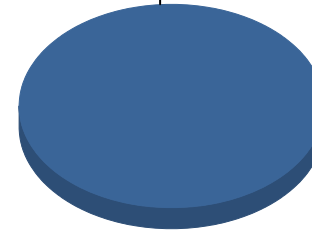
Electric



■ Electric 100.0%  
Total: 100.0%

## Cost

Electric

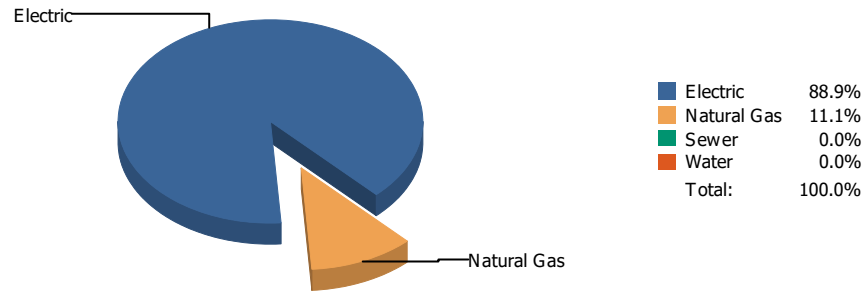


■ Electric 100.0%  
Total: 100.0%

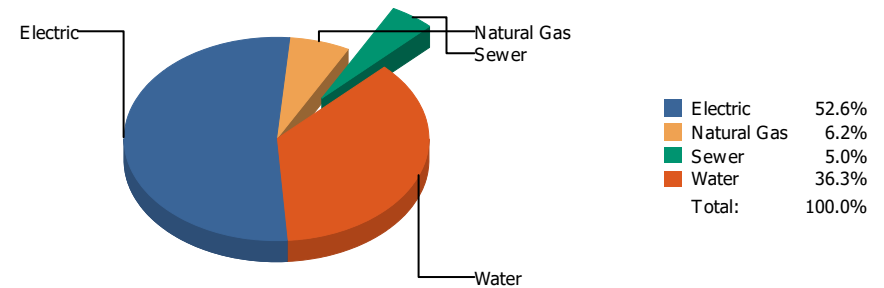
Commodity	Common Use	Energy Use	Energy Use / Area	Total Cost	Cost / Unit	Cost / Area
Place: [HIGHLAND] HIGHLAND/ANNEX 120 [BUILDING]						
Area: 33,705 SqFt						
Billing Period: Sep 2022						
ELECTRIC	29,720.00 kWh	101,405 KBtu	3.009 KBtu/SqFt	\$3,560.61	\$0.120 /kWh	\$0.106 /SqFt
<b>Totals:</b>		<b>101,405 KBtu</b>	<b>3.009 KBtu/SqFt</b>	<b>\$3,560.61</b>		



## Energy

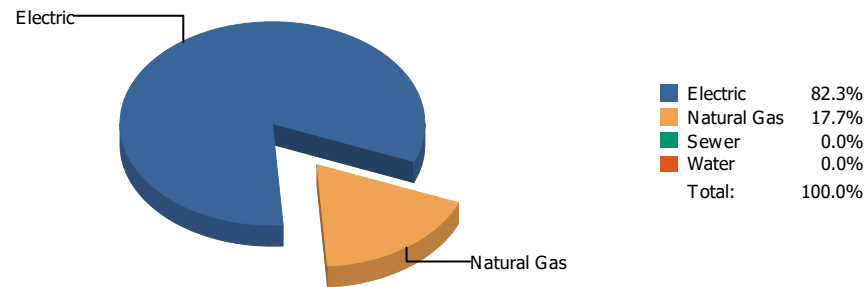


## Cost

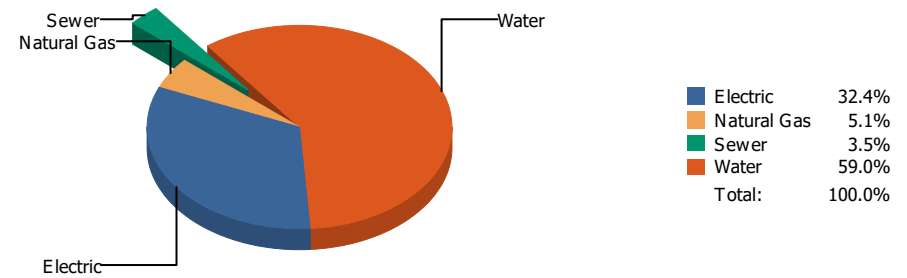


Commodity	Common Use	Energy Use	Energy Use / Area	Total Cost	Cost / Unit	Cost / Area
Place: [HILLSIDE] HILLSIDE 121 [BUILDING]						
Area: 80,656 SqFt						
Billing Period: Sep 2022						
ELECTRIC	43,734.00 kWh	149,220 KBtu	1.850 KBtu/SqFt	\$7,233.32	\$0.165 /kWh	\$0.089 /SqFt
NATURALGAS	180.00 CCF	18,540 KBtu	0.230 KBtu/SqFt	\$852.96	\$4.739 /CCF	\$0.011 /SqFt
SEWER	117.00 CCF			\$682.73	\$5.835 /CCF	\$0.008 /SqFt
WATER	721.00 CCF			\$4,989.55	\$6.920 /CCF	\$0.062 /SqFt
<b>Totals:</b>		<b>167,760 KBtu</b>	<b>2.080 KBtu/SqFt</b>	<b>\$13,758.56</b>		

## Energy

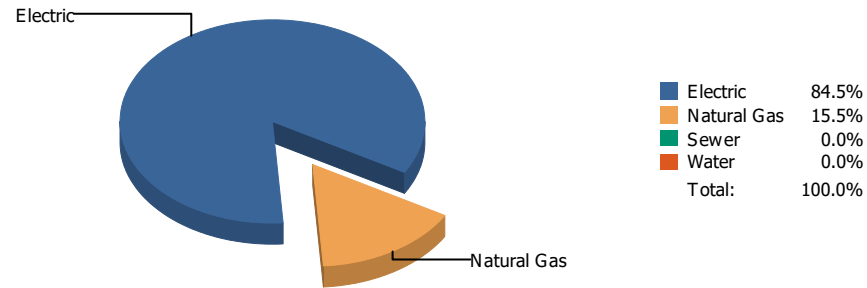


## Cost

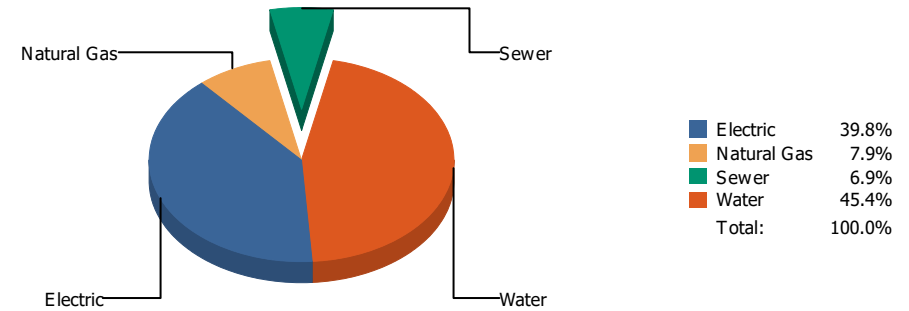


Commodity	Common Use	Energy Use	Energy Use / Area	Total Cost	Cost / Unit	Cost / Area
<b>Place: [HOUSTON] HOUSTON      122 [BUILDING]</b> <b>Area: 84,178 SqFt</b> <b>Billing Period: Sep 2022</b>						
ELECTRIC	26,880.00 kWh	91,715 KBtu	1.090 KBtu/SqFt	\$4,175.89	\$0.155 /kWh	\$0.050 /SqFt
NATURALGAS	191.00 CCF	19,673 KBtu	0.234 KBtu/SqFt	\$656.57	\$3.438 /CCF	\$0.008 /SqFt
SEWER	23.00 CCF			\$448.67	\$19.507 /CCF	\$0.005 /SqFt
WATER	1,476.00 CCF			\$7,612.71	\$5.158 /CCF	\$0.090 /SqFt
<b>Totals:</b>		<b>111,388 KBtu</b>	<b>1.323 KBtu/SqFt</b>	<b>\$12,893.84</b>		

## Energy

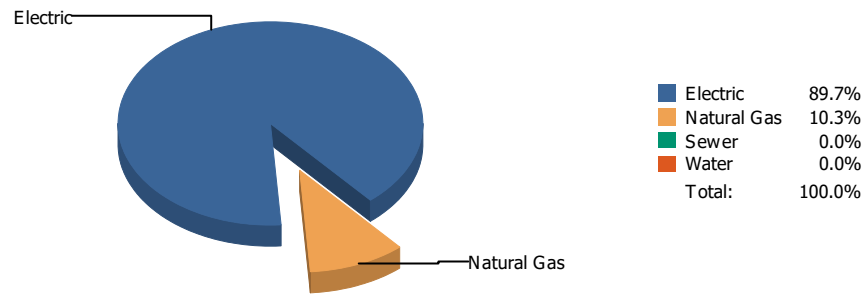


## Cost

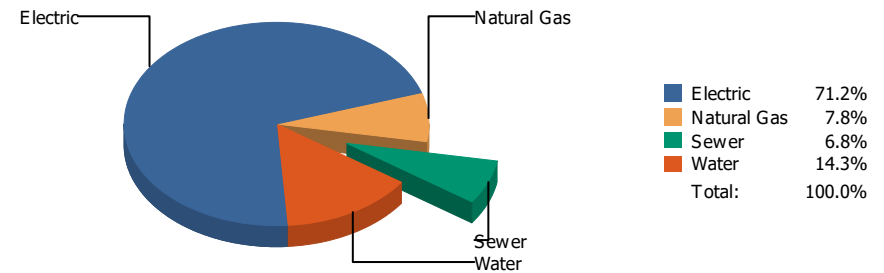


Commodity	Common Use	Energy Use	Energy Use / Area	Total Cost	Cost / Unit	Cost / Area
<b>Place: [HUGHEY] HUGHEY      123 [BUILDING]</b> <b>Area: 74,815 SqFt</b> <b>Billing Period: Sep 2022</b>						
ELECTRIC	25,422.00 kWh	86,740 KBtu	1.159 KBtu/SqFt	\$4,485.60	\$0.176 /kWh	\$0.060 /SqFt
NATURALGAS	155.00 CCF	15,965 KBtu	0.213 KBtu/SqFt	\$891.03	\$5.749 /CCF	\$0.012 /SqFt
SEWER	107.00 CCF			\$779.75	\$7.287 /CCF	\$0.010 /SqFt
WATER	681.00 CCF			\$5,122.90	\$7.523 /CCF	\$0.068 /SqFt
<b>Totals:</b>		<b>102,705 KBtu</b>	<b>1.373 KBtu/SqFt</b>	<b>\$11,279.28</b>		

## Energy

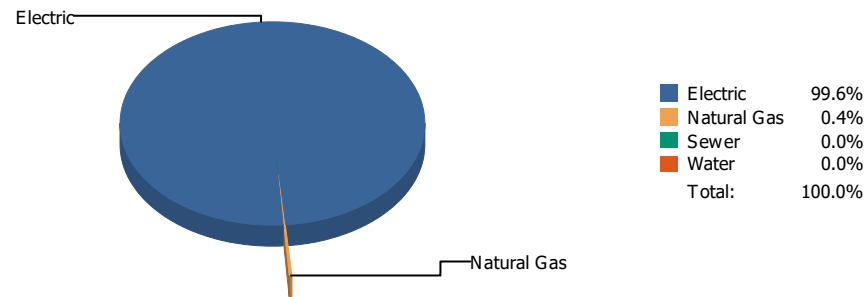


## Cost

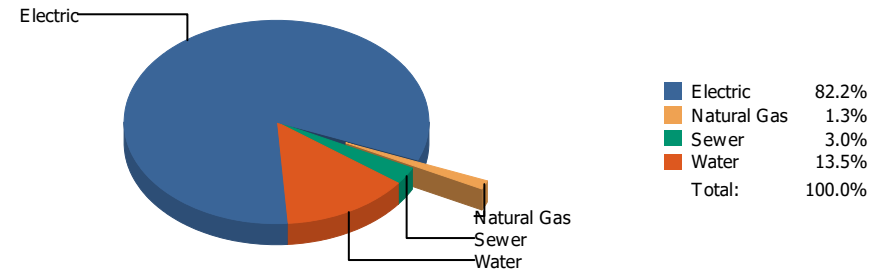


Commodity	Common Use	Energy Use	Energy Use / Area	Total Cost	Cost / Unit	Cost / Area
<b>Place: [IRVIN] IRVIN      008 [BUILDING]</b> <b>Area: 303,804 SqFt</b> <b>Billing Period: Sep 2022</b>						
ELECTRIC	157,773.00 kWh	538,321 KBtu	1.772 KBtu/SqFt	\$25,967.83	\$0.165 /kWh	\$0.085 /SqFt
NATURALGAS	602.00 CCF	62,006 KBtu	0.204 KBtu/SqFt	\$2,847.72	\$4.730 /CCF	\$0.009 /SqFt
SEWER	887.00 CCF			\$2,478.11	\$2.794 /CCF	\$0.008 /SqFt
WATER	1,236.00 CCF			\$5,202.17	\$4.209 /CCF	\$0.017 /SqFt
<b>Totals:</b>		<b>600,327 KBtu</b>	<b>1.976 KBtu/SqFt</b>	<b>\$36,495.83</b>		

## Energy

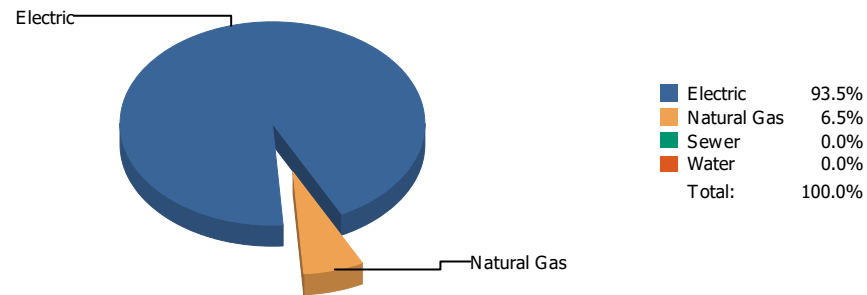


## Cost

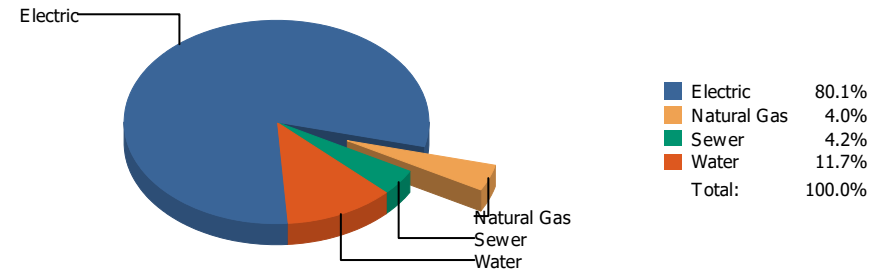


Commodity	Common Use	Energy Use	Energy Use / Area	Total Cost	Cost / Unit	Cost / Area
Place: [J_V_TINAJERO] J. V. TINAJERO 000 [ORGANIZATION]						
* Area Missing						
Billing Period: Sep 2022						
ELECTRIC	109,657.00 kWh	374,150 KBtu		\$18,588.20	\$0.170 /kWh	
NATURALGAS	13.00 CCF	1,339 KBtu		\$294.68	\$22.668 /CCF	
SEWER	57.00 CCF			\$678.91	\$11.911 /CCF	
WATER	549.00 CCF			\$3,059.17	\$5.572 /CCF	
<b>Totals:</b>		<b>375,489 KBtu</b>		<b>\$22,620.96</b>		

## Energy



## Cost



Commodity	Common Use	Energy Use	Energy Use / Area	Total Cost	Cost / Unit	Cost / Area
Place: [JEFFERSN] JEFFERSON 009 [BUILDING]						
Area: 257,708 SqFt						
Billing Period: Sep 2022						
ELECTRIC	187,629.00 kWh	640,190 KBtu	2.484 KBtu/SqFt	\$31,635.56	\$0.169 /kWh	\$0.122 /SqFt
NATURALGAS	434.00 CCF	44,702 KBtu	0.173 KBtu/SqFt	\$1,589.17	\$3.662 /CCF	\$0.006 /SqFt
SEWER	457.00 CCF			\$1,645.40	\$3.600 /CCF	\$0.006 /SqFt
WATER	746.00 CCF			\$4,635.34	\$6.214 /CCF	\$0.018 /SqFt
<b>Totals:</b>		<b>684,892 KBtu</b>	<b>2.658 KBtu/SqFt</b>	<b>\$39,505.47</b>		

## Energy

Electric

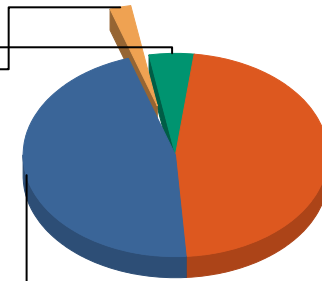


Electric	100.0%
Natural Gas	0.0%
Sewer	0.0%
Water	0.0%
<b>Total:</b>	<b>100.0%</b>

## Cost

Sewer  
Natural Gas

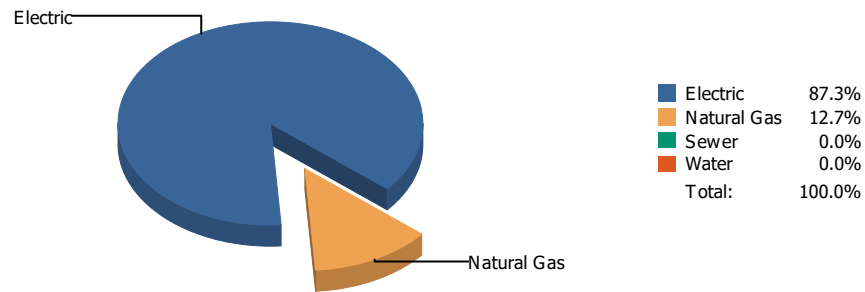
Electric



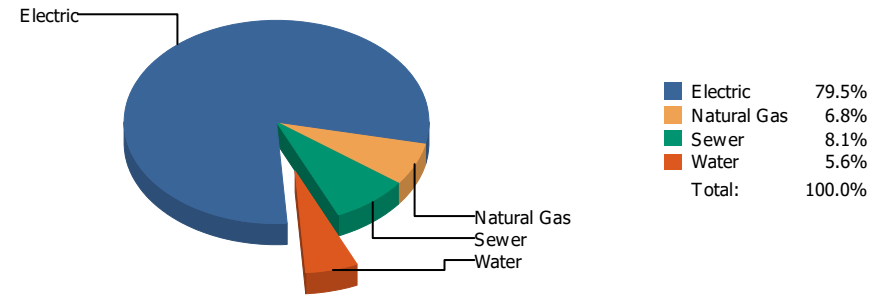
Electric	46.2%
Natural Gas	2.2%
Sewer	4.7%
Water	47.0%
<b>Total:</b>	<b>100.0%</b>

Commodity	Common Use	Energy Use	Energy Use / Area	Total Cost	Cost / Unit	Cost / Area
Place: [JOHNSON] L.B. JOHNSON 155 [BUILDING]						
Area: 87,993 SqFt						
Billing Period: Sep 2022						
ELECTRIC	24,650.00 kWh	84,106 KBtu	0.956 KBtu/SqFt	\$4,436.52	\$0.180 /kWh	\$0.050 /SqFt
NATURALGAS	0.00 CCF	0 KBtu	0.000 KBtu/SqFt	\$210.50	\$0.000 /CCF	\$0.002 /SqFt
SEWER	73.00 CCF			\$451.25	\$6.182 /CCF	\$0.005 /SqFt
WATER	697.00 CCF			\$4,514.39	\$6.477 /CCF	\$0.051 /SqFt
<b>Totals:</b>		<b>84,106 KBtu</b>	<b>0.956 KBtu/SqFt</b>	<b>\$9,612.66</b>		

## Energy



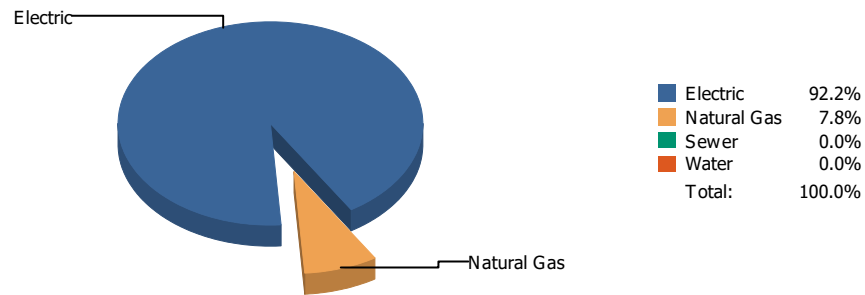
## Cost



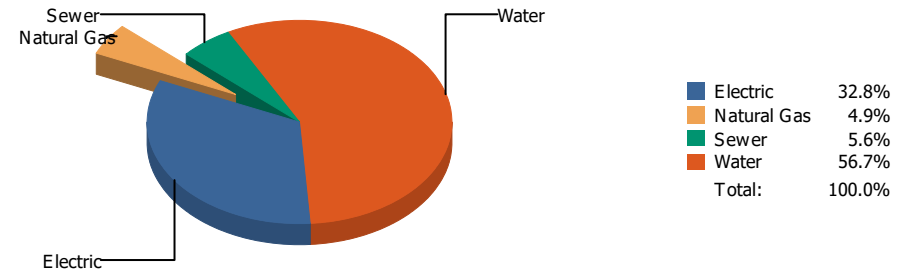
Commodity	Common Use	Energy Use	Energy Use / Area	Total Cost	Cost / Unit	Cost / Area
<b>Place: [KOHLBERG] KOHLBERG ELEMENTARY [BUILDING]</b>						
<b>Area: 99,884 SqFt</b>						
<b>Billing Period: Sep 2022</b>						
ELECTRIC	50,040.00 kWh	170,736 KBtu	1.709 KBtu/SqFt	\$8,370.95	\$0.167 /kWh	\$0.084 /SqFt
NATURALGAS	242.00 CCF	24,926 KBtu	0.250 KBtu/SqFt	\$719.49	\$2.973 /CCF	\$0.007 /SqFt
SEWER	195.00 CCF			\$851.92	\$4.369 /CCF	\$0.008 /SqFt
WATER	102.00 CCF			\$592.28	\$5.807 /CCF	\$0.006 /SqFt
<b>Totals:</b>		<b>195,662 KBtu</b>	<b>1.959 KBtu/SqFt</b>	<b>\$10,534.64</b>		



## Energy



## Cost



Commodity	Common Use	Energy Use	Energy Use / Area	Total Cost	Cost / Unit	Cost / Area
Place: [LAMAR] LAMAR 125 [BUILDING]						
Area: 76,252 SqFt						
Billing Period: Sep 2022						
ELECTRIC	34,800.00 kWh	118,738 KBtu	1.557 KBtu/SqFt	\$5,056.02	\$0.145 /kWh	\$0.066 /SqFt
NATURALGAS	98.00 CCF	10,094 KBtu	0.132 KBtu/SqFt	\$752.35	\$7.677 /CCF	\$0.010 /SqFt
SEWER	83.00 CCF			\$867.55	\$10.452 /CCF	\$0.011 /SqFt
WATER	1,223.00 CCF			\$8,736.94	\$7.144 /CCF	\$0.114 /SqFt
<b>Totals:</b>		<b>128,832 KBtu</b>	<b>1.690 KBtu/SqFt</b>	<b>\$15,412.86</b>		

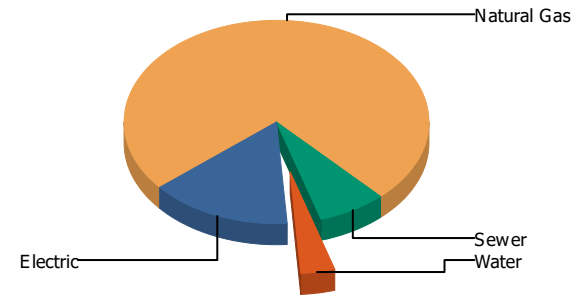
## Energy

Electric



Electric	100.0%
Natural Gas	0.0%
Sewer	0.0%
Water	0.0%
<b>Total:</b>	<b>100.0%</b>

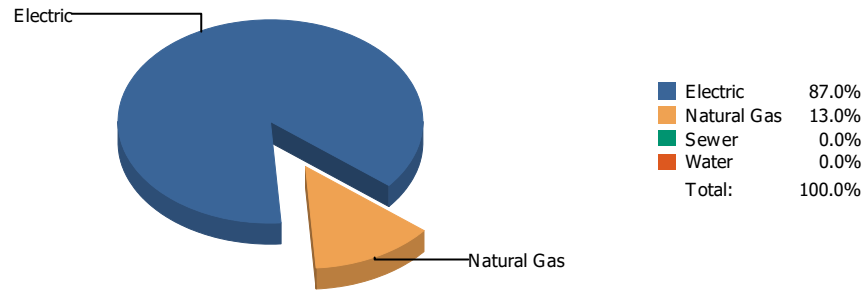
## Cost



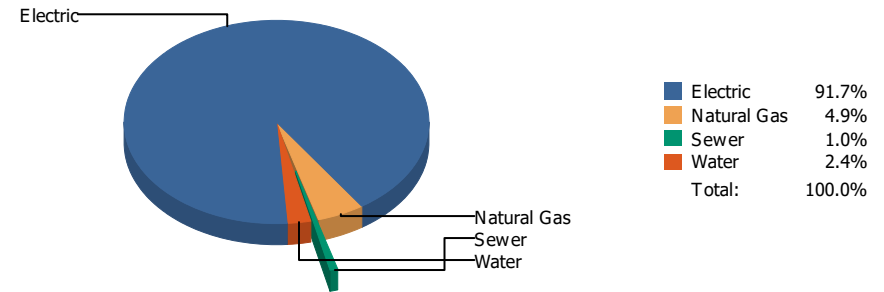
Electric	15.1%
Natural Gas	74.0%
Sewer	7.4%
Water	3.5%
<b>Total:</b>	<b>100.0%</b>

Commodity	Common Use	Energy Use	Energy Use / Area	Total Cost	Cost / Unit	Cost / Area
Place: [LIVE-MAT] LIVE MATERIAL CENTER 929 [BUILDING]						
Area: 2,483 SqFt						
Billing Period: Sep 2022						
ELECTRIC	223.00 kWh	761 KBtu	0.306 KBtu/SqFt	\$86.16	\$0.386 /kWh	\$0.035 /SqFt
NATURALGAS	0.00 CCF	0 KBtu	0.000 KBtu/SqFt	\$421.00	\$0.000 /CCF	\$0.169 /SqFt
SEWER	1.00 CCF			\$42.07	\$42.070 /CCF	\$0.017 /SqFt
WATER	1.00 CCF			\$20.02	\$20.020 /CCF	\$0.008 /SqFt
<b>Totals:</b>		<b>761 KBtu</b>	<b>0.306 KBtu/SqFt</b>	<b>\$569.25</b>		

## Energy

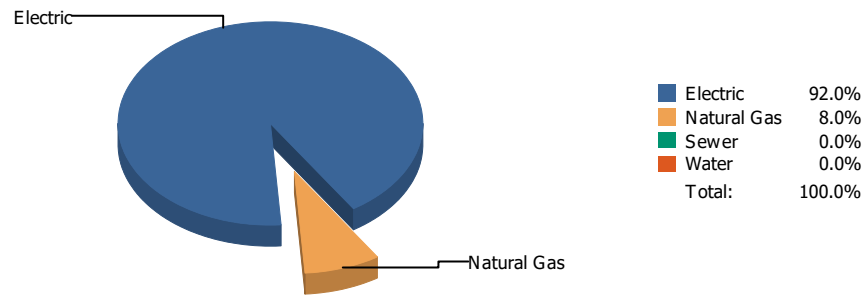


## Cost

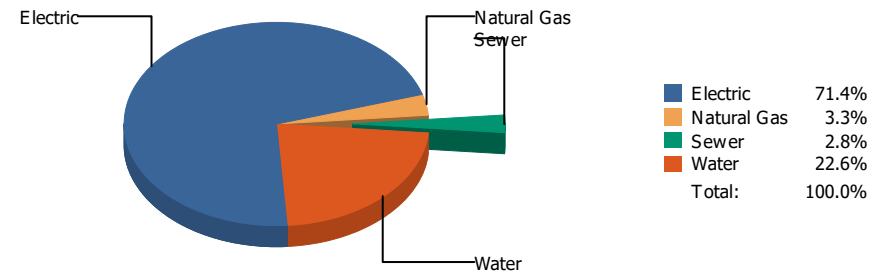


Commodity	Common Use	Energy Use	Energy Use / Area	Total Cost	Cost / Unit	Cost / Area
<b>Place: [LOGAN] LOGAN      128 [BUILDING]</b> <b>Area: 72,248 SqFt</b> <b>Billing Period: Sep 2022</b>						
ELECTRIC	75,000.00 kWh	255,900 KBtu	3.542 KBtu/SqFt	\$12,602.60	\$0.168 /kWh	\$0.174 /SqFt
NATURALGAS	371.00 CCF	38,213 KBtu	0.529 KBtu/SqFt	\$668.10	\$1.801 /CCF	\$0.009 /SqFt
SEWER	8.00 CCF			\$141.84	\$17.730 /CCF	\$0.002 /SqFt
WATER	69.00 CCF			\$333.40	\$4.832 /CCF	\$0.005 /SqFt
<b>Totals:</b>		<b>294,113 KBtu</b>	<b>4.071 KBtu/SqFt</b>	<b>\$13,745.94</b>		

## Energy

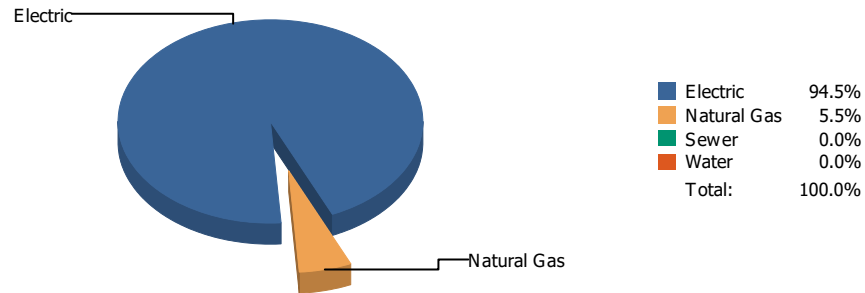


## Cost

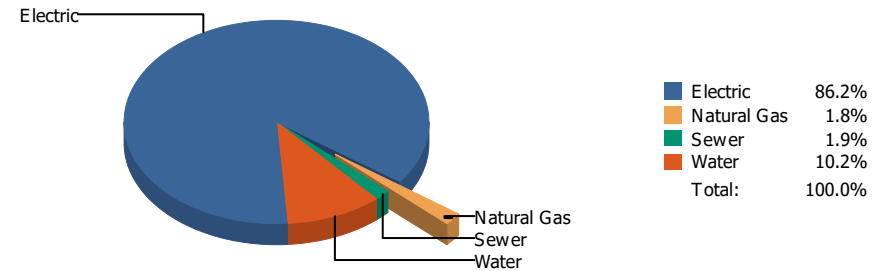


Commodity	Common Use	Energy Use	Energy Use / Area	Total Cost	Cost / Unit	Cost / Area
Place: [LUNDY_2] LUNDY 177 [BUILDING]						
Area: 112,731 SqFt						
Billing Period: Sep 2022						
ELECTRIC	91,000.00 kWh	310,492 KBtu	2.754 KBtu/SqFt	\$16,252.90	\$0.179 /kWh	\$0.144 /SqFt
NATURALGAS	261.00 CCF	26,883 KBtu	0.238 KBtu/SqFt	\$742.91	\$2.846 /CCF	\$0.007 /SqFt
SEWER	87.00 CCF			\$631.69	\$7.261 /CCF	\$0.006 /SqFt
WATER	863.00 CCF			\$5,137.30	\$5.953 /CCF	\$0.045 /SqFt
<b>Totals:</b>		<b>337,375 KBtu</b>	<b>2.993 KBtu/SqFt</b>	<b>\$22,764.80</b>		

## Energy



## Cost



Commodity	Common Use	Energy Use	Energy Use / Area	Total Cost	Cost / Unit	Cost / Area
Place: [MAC] MACARTHUR 129 [BUILDING]						
Area: 143,341 SqFt						
Billing Period: Sep 2022						
ELECTRIC	119,600.00 kWh	408,075 KBtu	2.847 KBtu/SqFt	\$24,319.13	\$0.203 /kWh	\$0.170 /SqFt
NATURALGAS	230.00 CCF	23,690 KBtu	0.165 KBtu/SqFt	\$494.17	\$2.149 /CCF	\$0.003 /SqFt
SEWER	103.00 CCF			\$525.95	\$5.106 /CCF	\$0.004 /SqFt
WATER	499.00 CCF			\$2,874.85	\$5.761 /CCF	\$0.020 /SqFt
<b>Totals:</b>		<b>431,765 KBtu</b>	<b>3.012 KBtu/SqFt</b>	<b>\$28,214.10</b>		

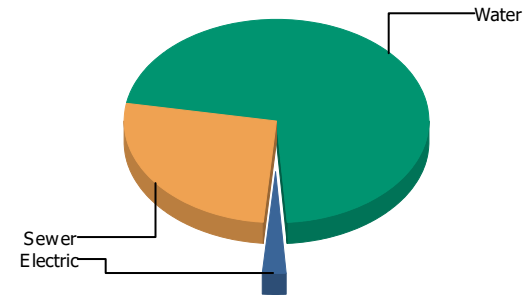
## Energy

Electric



Electric 100.0%  
 Sewer 0.0%  
 Water 0.0%  
 Total: 100.0%

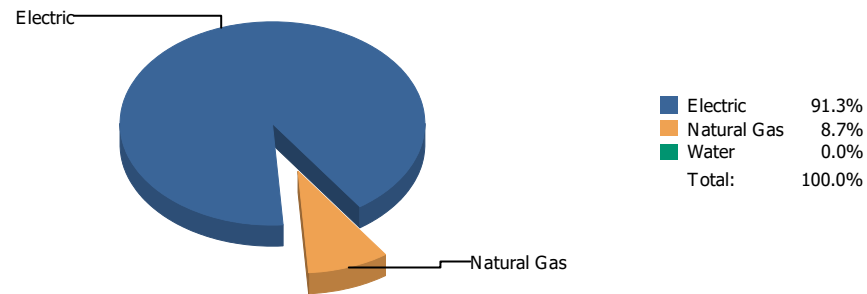
## Cost



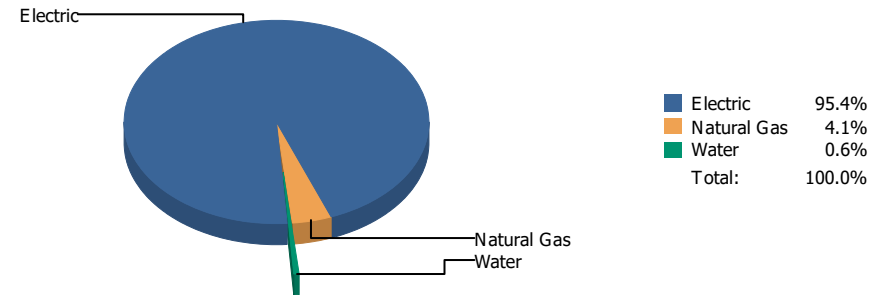
Electric 2.6%  
 Sewer 26.2%  
 Water 71.2%  
 Total: 100.0%

Commodity	Common Use	Energy Use	Energy Use / Area	Total Cost	Cost / Unit	Cost / Area
Place: [MAGOFFIN] MAGOFFIN CUSTODIAL 047 [BUILDING]						
Area: 76,378 SqFt						
Billing Period: Sep 2022						
ELECTRIC	94.00 kWh	321 KBtu	0.004 KBtu/SqFt	\$46.77	\$0.498 /kWh	\$0.001 /SqFt
SEWER	21.00 CCF			\$467.35	\$22.255 /CCF	\$0.006 /SqFt
WATER	147.00 CCF			\$1,268.61	\$8.630 /CCF	\$0.017 /SqFt
<b>Totals:</b>		<b>321 KBtu</b>	<b>0.004 KBtu/SqFt</b>	<b>\$1,782.73</b>		

## Energy

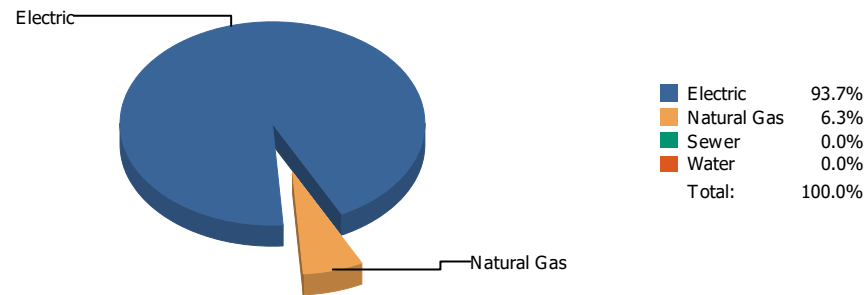


## Cost

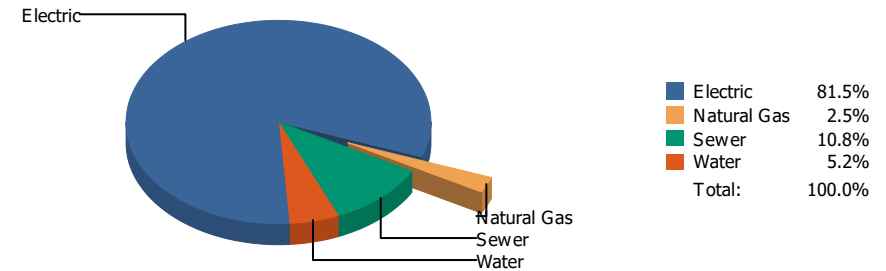


Commodity	Common Use	Energy Use	Energy Use / Area	Total Cost	Cost / Unit	Cost / Area
<b>Place: [MAGOFFINNEWMIDDLESCHOOL] MAGOFFIN MIDDLE SCHOOL [BUILDING]</b>						
<b>Area: 116,136 SqFt</b>						
<b>Billing Period: Sep 2022</b>						
ELECTRIC	117,600.00 kWh	401,251 KBtu	3.455 KBtu/SqFt	\$20,645.04	\$0.176 /kWh	\$0.178 /SqFt
NATURALGAS	371.00 CCF	38,213 KBtu	0.329 KBtu/SqFt	\$878.02	\$2.367 /CCF	\$0.008 /SqFt
WATER	0.00 CCF			\$123.09	\$0.000 /CCF	\$0.001 /SqFt
<b>Totals:</b>		<b>439,464 KBtu</b>	<b>3.784 KBtu/SqFt</b>	<b>\$21,646.15</b>		

## Energy



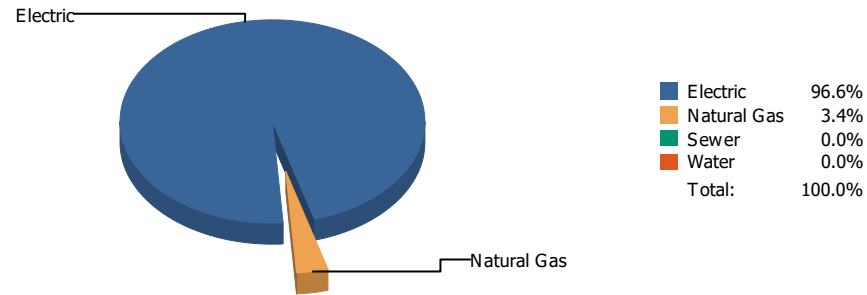
## Cost



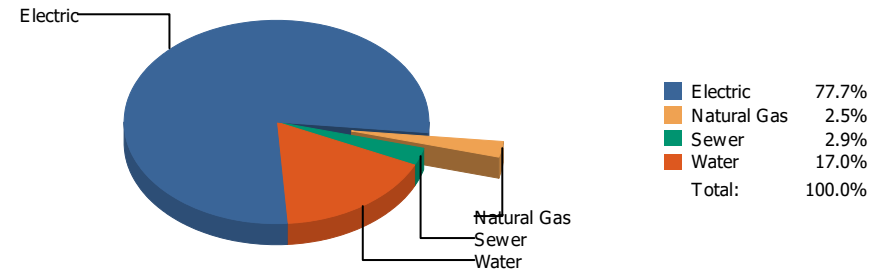
Commodity	Common Use	Energy Use	Energy Use / Area	Total Cost	Cost / Unit	Cost / Area
Place: [MAXINE] MAXINE SILVA HEALTH MAGNET 011 [BUILDING]						
Area: 80,909 SqFt						
Billing Period: Sep 2022						
ELECTRIC	78,000.00 kWh	266,136 KBtu	3.289 KBtu/SqFt	\$13,666.59	\$0.175 /kWh	\$0.169 /SqFt
NATURALGAS	174.00 CCF	17,922 KBtu	0.222 KBtu/SqFt	\$425.11	\$2.443 /CCF	\$0.005 /SqFt
SEWER	616.00 CCF			\$1,803.32	\$2.927 /CCF	\$0.022 /SqFt
WATER	215.00 CCF			\$865.08	\$4.024 /CCF	\$0.011 /SqFt
<b>Totals:</b>		<b>284,058 KBtu</b>	<b>3.511 KBtu/SqFt</b>	<b>\$16,760.10</b>		



## Energy



## Cost



Commodity	Common Use	Energy Use	Energy Use / Area	Total Cost	Cost / Unit	Cost / Area
Place: [MESITA] MESITA 130 [BUILDING]						
Area: 100,583 SqFt						
Billing Period: Sep 2022						
ELECTRIC	98,400.00 kWh	335,741 KBtu	3.338 KBtu/SqFt	\$17,640.10	\$0.179 /kWh	\$0.175 /SqFt
NATURALGAS	116.00 CCF	11,948 KBtu	0.119 KBtu/SqFt	\$564.06	\$4.863 /CCF	\$0.006 /SqFt
SEWER	94.00 CCF			\$649.12	\$6.906 /CCF	\$0.006 /SqFt
WATER	636.00 CCF			\$3,860.85	\$6.071 /CCF	\$0.038 /SqFt
<b>Totals:</b>		<b>347,689 KBtu</b>	<b>3.457 KBtu/SqFt</b>	<b>\$22,714.13</b>		

## Energy

Electric

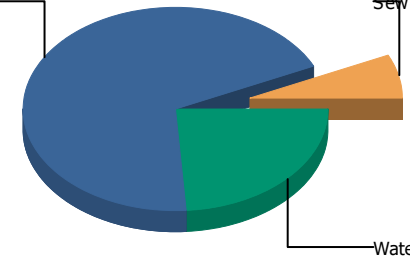


Electric 100.0%  
 Sewer 0.0%  
 Water 0.0%  
 Total: 100.0%

## Cost

Electric

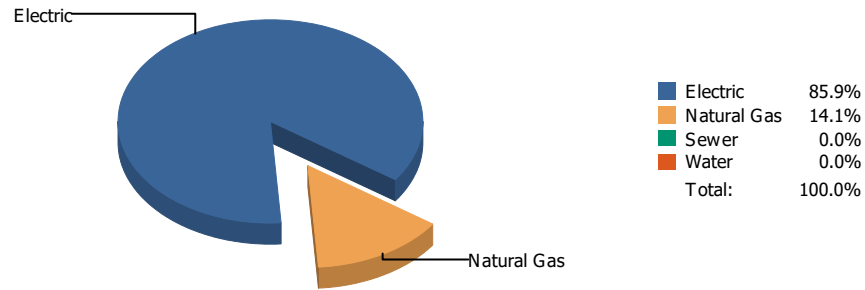
Sewer



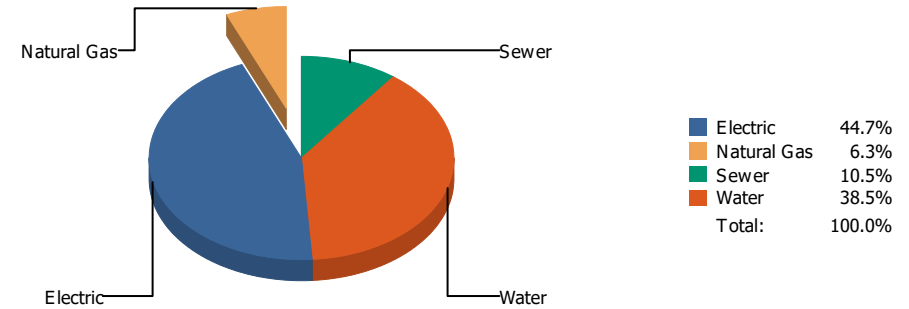
Electric 69.3%  
 Sewer 6.8%  
 Water 23.9%  
 Total: 100.0%

Commodity	Common Use	Energy Use	Energy Use / Area	Total Cost	Cost / Unit	Cost / Area
Place: [MILAM] MILAM 131 [BUILDING]						
Area: 63,641 SqFt						
Billing Period: Sep 2022						
ELECTRIC	24,000.00 kWh	81,888 KBtu	1.287 KBtu/SqFt	\$4,713.04	\$0.196 /kWh	\$0.074 /SqFt
SEWER	78.00 CCF			\$463.70	\$5.945 /CCF	\$0.007 /SqFt
WATER	298.00 CCF			\$1,628.25	\$5.464 /CCF	\$0.026 /SqFt
<b>Totals:</b>		<b>81,888 KBtu</b>	<b>1.287 KBtu/SqFt</b>	<b>\$6,804.99</b>		

## Energy

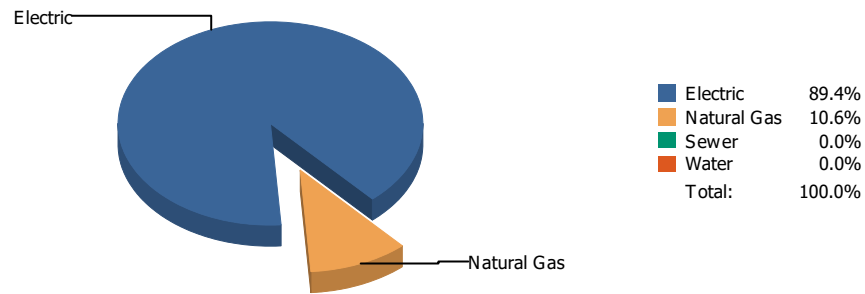


## Cost

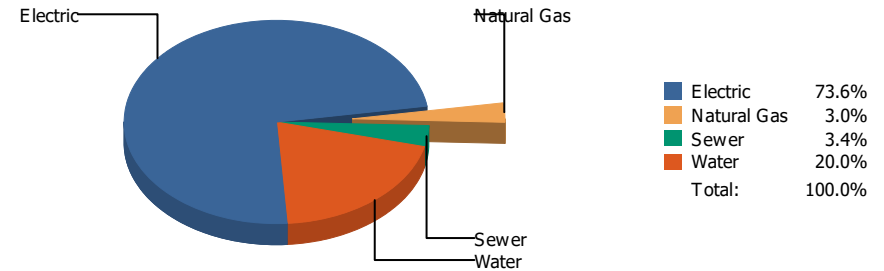


Commodity	Common Use	Energy Use	Energy Use / Area	Total Cost	Cost / Unit	Cost / Area
Place: [MOREHEAD] MOREHEAD 046 [BUILDING]						
Area: 119,353 SqFt						
Billing Period: Sep 2022						
ELECTRIC	18,147.00 kWh	61,918 KBtu	0.519 KBtu/SqFt	\$2,352.77	\$0.130 /kWh	\$0.020 /SqFt
NATURALGAS	99.00 CCF	10,197 KBtu	0.085 KBtu/SqFt	\$332.59	\$3.359 /CCF	\$0.003 /SqFt
SEWER	54.00 CCF			\$549.52	\$10.176 /CCF	\$0.005 /SqFt
WATER	663.00 CCF			\$2,023.41	\$3.052 /CCF	\$0.017 /SqFt
<b>Totals:</b>		<b>72,115 KBtu</b>	<b>0.604 KBtu/SqFt</b>	<b>\$5,258.29</b>		

## Energy

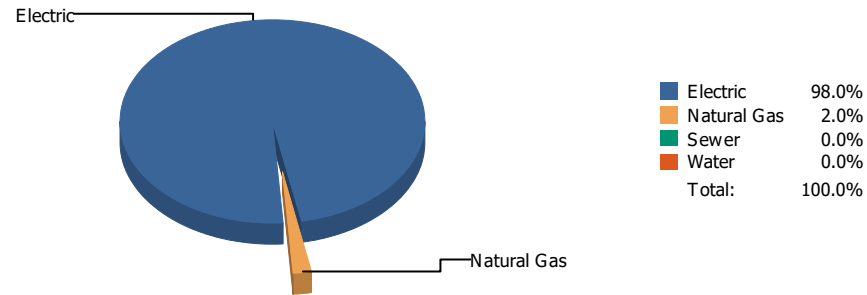


## Cost

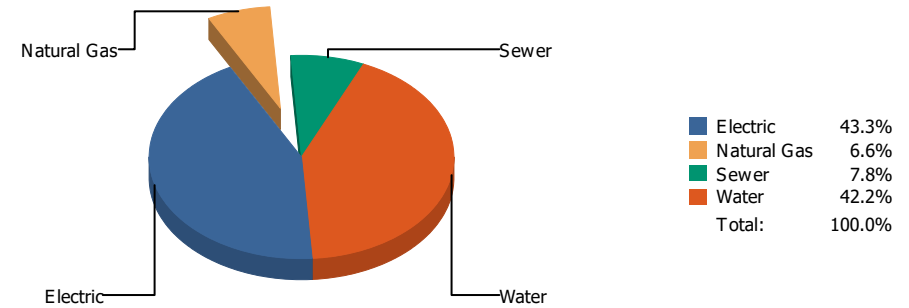


Commodity	Common Use	Energy Use	Energy Use / Area	Total Cost	Cost / Unit	Cost / Area
<b>Place: [MOYE_2] MOYE [BUILDING]</b>						
<b>Area: 93,197 SqFt</b>						
<b>Billing Period: Sep 2022</b>						
ELECTRIC	51,000.00 kWh	174,012 KBtu	1.867 KBtu/SqFt	\$11,178.08	\$0.219 /kWh	\$0.120 /SqFt
NATURALGAS	200.00 CCF	20,600 KBtu	0.221 KBtu/SqFt	\$457.18	\$2.286 /CCF	\$0.005 /SqFt
SEWER	39.00 CCF			\$512.17	\$13.133 /CCF	\$0.005 /SqFt
WATER	777.00 CCF			\$3,042.33	\$3.915 /CCF	\$0.033 /SqFt
<b>Totals:</b>		<b>194,612 KBtu</b>	<b>2.088 KBtu/SqFt</b>	<b>\$15,189.76</b>		

## Energy



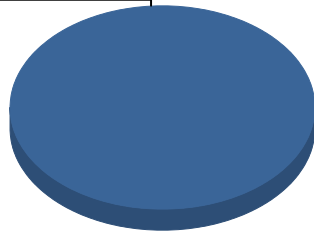
## Cost



Commodity	Common Use	Energy Use	Energy Use / Area	Total Cost	Cost / Unit	Cost / Area
<b>Place: [MULTI-MEDIACENTER] MULTI-MEDIA CENTER [BUILDING]</b>						
<b>Area: 27,633 SqFt</b>						
<b>Billing Period: Sep 2022</b>						
ELECTRIC	10,388.00 kWh	35,444 KBtu	1.283 KBtu/SqFt	\$1,433.82	\$0.138 /kWh	\$0.052 /SqFt
NATURALGAS	7.00 CCF	721 KBtu	0.026 KBtu/SqFt	\$219.13	\$31.304 /CCF	\$0.008 /SqFt
SEWER	55.00 CCF			\$258.87	\$4.707 /CCF	\$0.009 /SqFt
WATER	226.00 CCF			\$1,397.16	\$6.182 /CCF	\$0.051 /SqFt
<b>Totals:</b>		<b>36,165 KBtu</b>	<b>1.309 KBtu/SqFt</b>	<b>\$3,308.98</b>		

## Energy

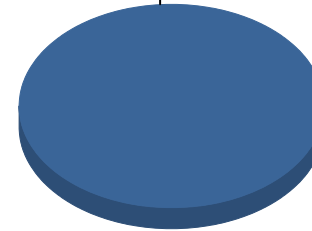
Electric



■ Electric 100.0%  
Total: 100.0%

## Cost

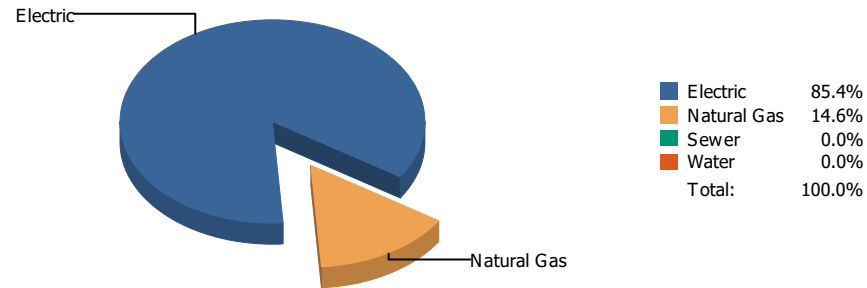
Electric



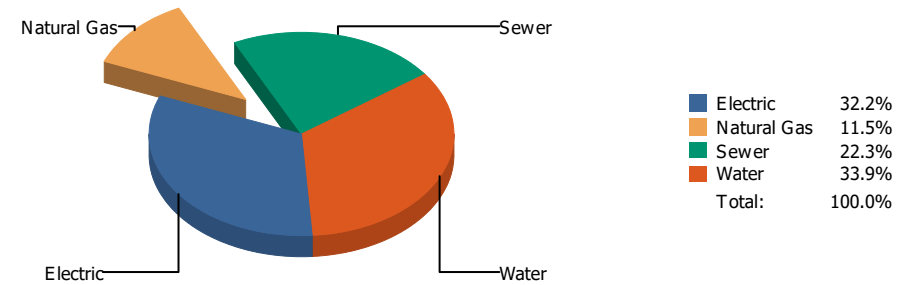
■ Electric 100.0%  
Total: 100.0%

Commodity	Common Use	Energy Use	Energy Use / Area	Total Cost	Cost / Unit	Cost / Area
<b>Place: [NE-AREA-OFFICES] N.E. AREA OFFICES 882 [BUILDING]</b> <b>Area: 7,328 SqFt</b> <b>Billing Period: Sep 2022</b>						
ELECTRIC	80.00 kWh	273 KBtu	0.037 KBtu/SqFt	\$38.60	\$0.483 /kWh	\$0.005 /SqFt
<b>Totals:</b>		<b>273 KBtu</b>	<b>0.037 KBtu/SqFt</b>	<b>\$38.60</b>		

## Energy

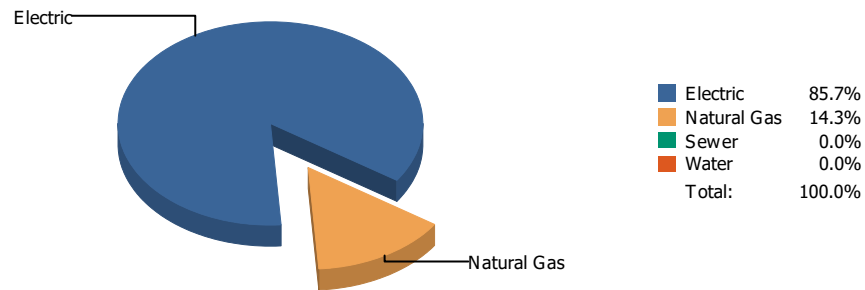


## Cost

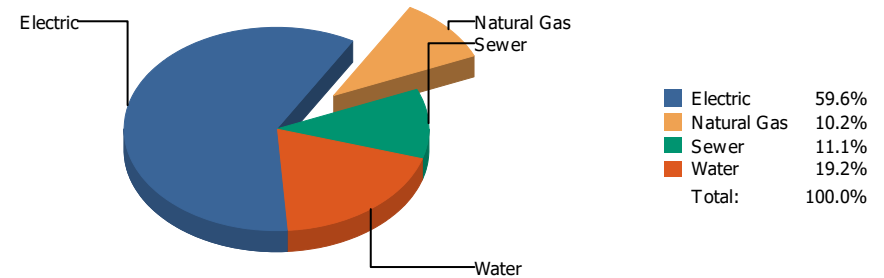


Commodity	Common Use	Energy Use	Energy Use / Area	Total Cost	Cost / Unit	Cost / Area
Place: [NETTRANSPORTATION] N.E. TRANSPORTATION 826 [BUILDING]						
Area: 5,995 SqFt						
Billing Period: Sep 2022						
ELECTRIC	5,820.00 kWh	19,858 KBtu	3.312 KBtu/SqFt	\$701.04	\$0.120 /kWh	\$0.117 /SqFt
NATURALGAS	33.00 CCF	3,399 KBtu	0.567 KBtu/SqFt	\$251.19	\$7.612 /CCF	\$0.042 /SqFt
SEWER	28.00 CCF			\$484.78	\$17.314 /CCF	\$0.081 /SqFt
WATER	127.00 CCF			\$738.40	\$5.814 /CCF	\$0.123 /SqFt
<b>Totals:</b>		<b>23,257 KBtu</b>	<b>3.879 KBtu/SqFt</b>	<b>\$2,175.41</b>		

## Energy



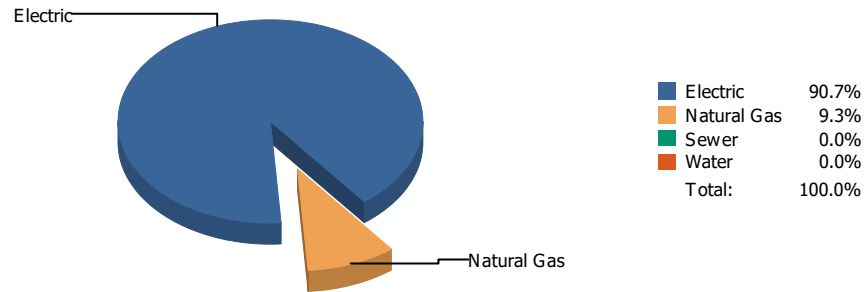
## Cost



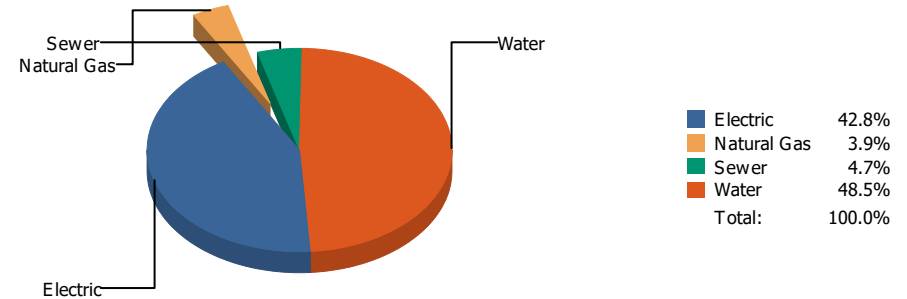
Commodity	Common Use	Energy Use	Energy Use / Area	Total Cost	Cost / Unit	Cost / Area
Place: [NEWMAN] NEWMAN ELEMENTARY 133 [BUILDING]						
Area: 73,291 SqFt						
Billing Period: Sep 2022						
ELECTRIC	27,081.00 kWh	92,400 KBtu	1.261 KBtu/SqFt	\$4,789.94	\$0.177 /kWh	\$0.065 /SqFt
NATURALGAS	150.00 CCF	15,450 KBtu	0.211 KBtu/SqFt	\$816.51	\$5.443 /CCF	\$0.011 /SqFt
SEWER	271.00 CCF			\$893.60	\$3.297 /CCF	\$0.012 /SqFt
WATER	475.00 CCF			\$1,542.75	\$3.248 /CCF	\$0.021 /SqFt
<b>Totals:</b>		<b>107,850 KBtu</b>	<b>1.472 KBtu/SqFt</b>	<b>\$8,042.80</b>		



## Energy

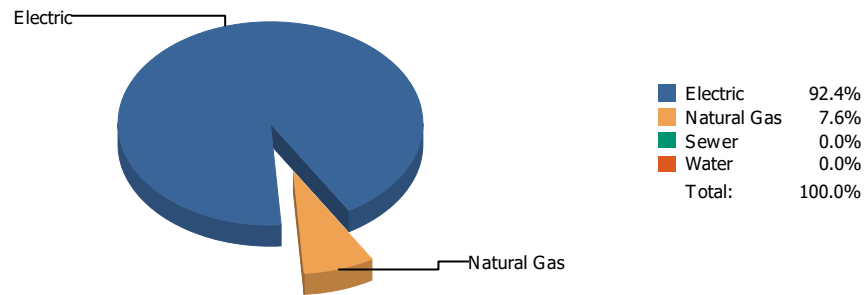


## Cost

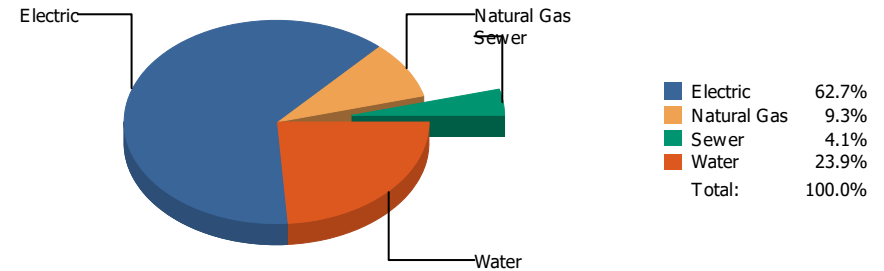


Commodity	Common Use	Energy Use	Energy Use / Area	Total Cost	Cost / Unit	Cost / Area
<b>Place: [NIXON] L.A. NIXON      161 [BUILDING]</b> <b>Area: 76,873 SqFt</b> <b>Billing Period: Sep 2022</b>						
ELECTRIC	34,320.00 kWh	117,100 KBtu	1.523 KBtu/SqFt	\$6,239.02	\$0.182 /kWh	\$0.081 /SqFt
NATURALGAS	117.00 CCF	12,051 KBtu	0.157 KBtu/SqFt	\$565.29	\$4.832 /CCF	\$0.007 /SqFt
SEWER	81.00 CCF			\$689.98	\$8.518 /CCF	\$0.009 /SqFt
WATER	927.00 CCF			\$7,070.62	\$7.627 /CCF	\$0.092 /SqFt
<b>Totals:</b>		<b>129,151 KBtu</b>	<b>1.680 KBtu/SqFt</b>	<b>\$14,564.91</b>		

## Energy

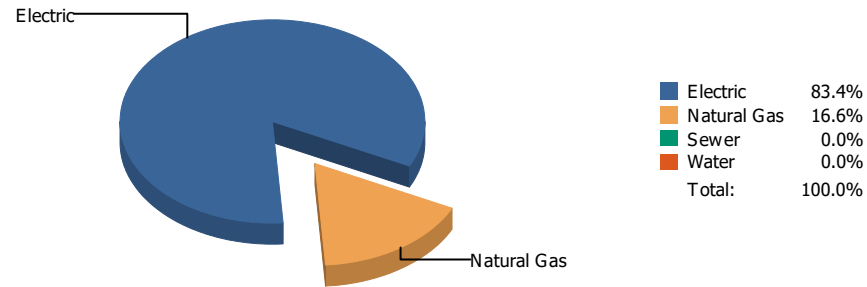


## Cost

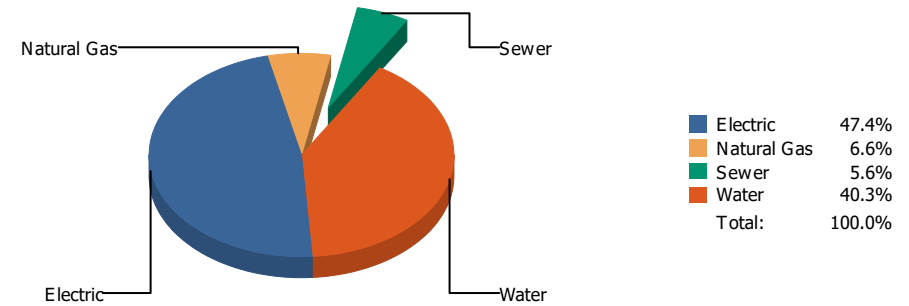


Commodity	Common Use	Energy Use	Energy Use / Area	Total Cost	Cost / Unit	Cost / Area
<b>Place: [OCC-CTR] OCCUPATIONAL CTR. [BUILDING]</b>						
<b>Area: 11,845 SqFt</b>						
<b>Billing Period: Sep 2022</b>						
ELECTRIC	9,600.00 kWh	32,755 KBtu	2.765 KBtu/SqFt	\$1,636.48	\$0.170 /kWh	\$0.138 /SqFt
NATURALGAS	26.00 CCF	2,678 KBtu	0.226 KBtu/SqFt	\$242.57	\$9.330 /CCF	\$0.020 /SqFt
SEWER	4.00 CCF			\$106.85	\$26.713 /CCF	\$0.009 /SqFt
WATER	126.00 CCF			\$624.83	\$4.959 /CCF	\$0.053 /SqFt
<b>Totals:</b>		<b>35,433 KBtu</b>	<b>2.991 KBtu/SqFt</b>	<b>\$2,610.73</b>		

## Energy

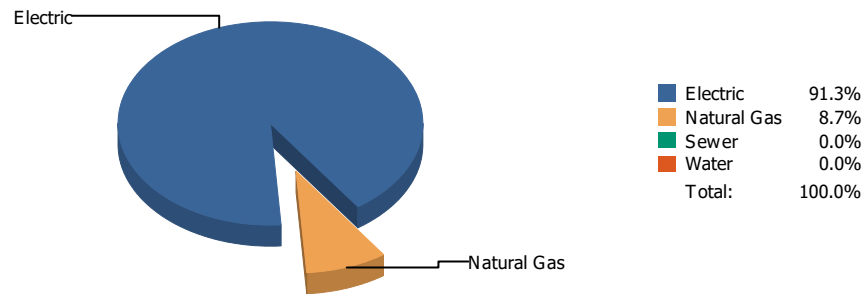


## Cost

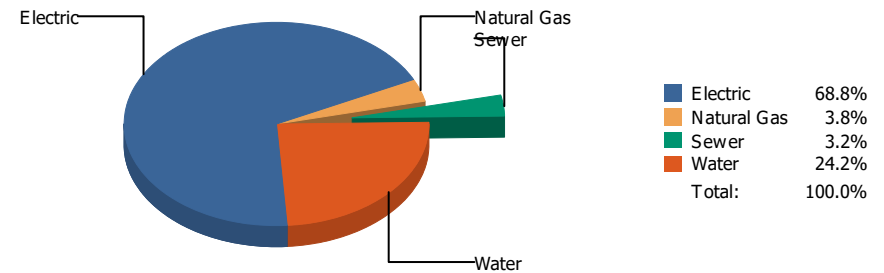


Commodity	Common Use	Energy Use	Energy Use / Area	Total Cost	Cost / Unit	Cost / Area
<b>Place: [PARK] PARK      134 [BUILDING]</b> <b>Area: 63,609 SqFt</b> <b>Billing Period: Sep 2022</b>						
ELECTRIC	24,953.00 kWh	85,140 KBtu	1.338 KBtu/SqFt	\$4,478.62	\$0.179 /kWh	\$0.070 /SqFt
NATURALGAS	165.00 CCF	16,995 KBtu	0.267 KBtu/SqFt	\$624.27	\$3.783 /CCF	\$0.010 /SqFt
SEWER	77.00 CCF			\$532.46	\$6.915 /CCF	\$0.008 /SqFt
WATER	517.00 CCF			\$3,808.63	\$7.367 /CCF	\$0.060 /SqFt
<b>Totals:</b>		<b>102,135 KBtu</b>	<b>1.606 KBtu/SqFt</b>	<b>\$9,443.98</b>		

## Energy

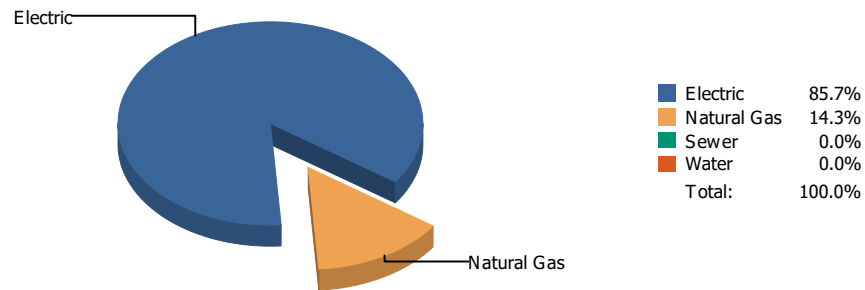


## Cost

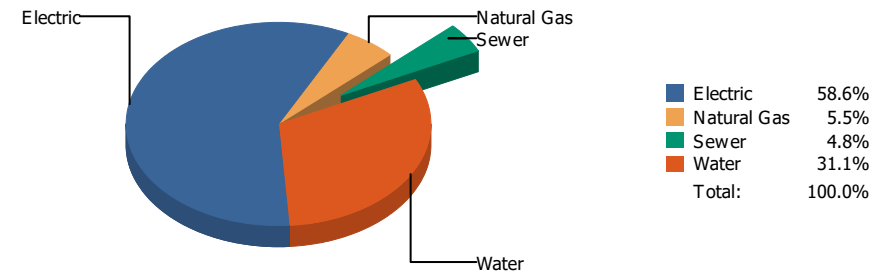


Commodity	Common Use	Energy Use	Energy Use / Area	Total Cost	Cost / Unit	Cost / Area
Place: [PAUL-MORENO_1] PAUL MORENO 167 [BUILDING]						
Area: 87,824 SqFt						
Billing Period: Sep 2022						
ELECTRIC	68,000.00 kWh	232,016 KBtu	2.642 KBtu/SqFt	\$12,433.61	\$0.183 /kWh	\$0.142 /SqFt
NATURALGAS	215.00 CCF	22,145 KBtu	0.252 KBtu/SqFt	\$686.16	\$3.191 /CCF	\$0.008 /SqFt
SEWER	84.00 CCF			\$575.53	\$6.852 /CCF	\$0.007 /SqFt
WATER	1,164.00 CCF			\$4,379.19	\$3.762 /CCF	\$0.050 /SqFt
<b>Totals:</b>		<b>254,161 KBtu</b>	<b>2.894 KBtu/SqFt</b>	<b>\$18,074.49</b>		

## Energy

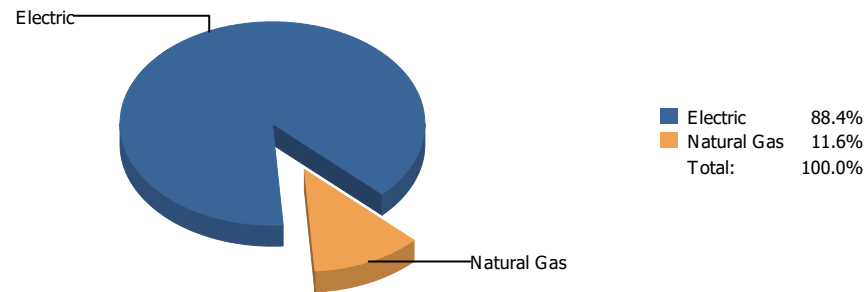


## Cost

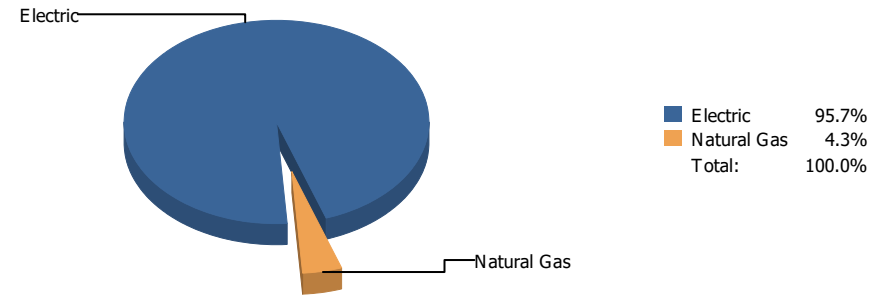


Commodity	Common Use	Energy Use	Energy Use / Area	Total Cost	Cost / Unit	Cost / Area
<b>Place: [POLK] POLK      159 [BUILDING]</b> <b>Area: 67,321 SqFt</b> <b>Billing Period: Sep 2022</b>						
ELECTRIC	44,400.00 kWh	151,493 KBtu	2.250 KBtu/SqFt	\$7,740.46	\$0.174 /kWh	\$0.115 /SqFt
NATURALGAS	245.00 CCF	25,235 KBtu	0.375 KBtu/SqFt	\$723.17	\$2.952 /CCF	\$0.011 /SqFt
SEWER	149.00 CCF			\$640.49	\$4.299 /CCF	\$0.010 /SqFt
WATER	659.00 CCF			\$4,105.51	\$6.230 /CCF	\$0.061 /SqFt
<b>Totals:</b>		<b>176,728 KBtu</b>	<b>2.625 KBtu/SqFt</b>	<b>\$13,209.63</b>		

## Energy

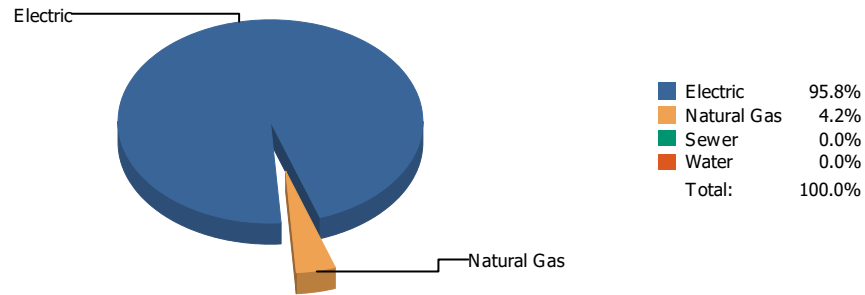


## Cost

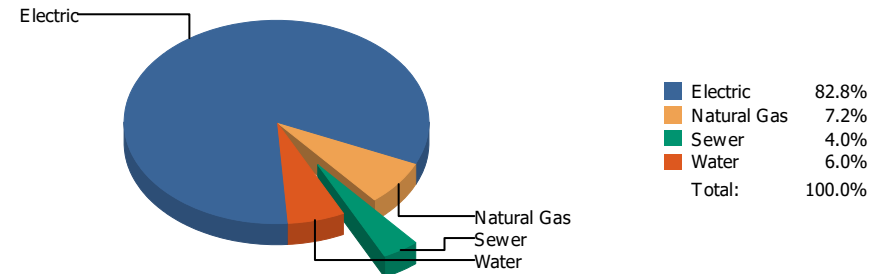


Commodity	Common Use	Energy Use	Energy Use / Area	Total Cost	Cost / Unit	Cost / Area
<b>Place: [POWELL_2] POWELL</b> <b>Area: 79,770 SqFt</b> <b>Billing Period: Sep 2022</b>						
		<b>175 [BUILDING]</b>				
ELECTRIC	68,400.00 kWh	233,381 KBtu	2.926 KBtu/SqFt	\$12,872.77	\$0.188 /kWh	\$0.161 /SqFt
NATURALGAS	296.00 CCF	30,488 KBtu	0.382 KBtu/SqFt	\$575.57	\$1.944 /CCF	\$0.007 /SqFt
<b>Totals:</b>		<b>263,869 KBtu</b>	<b>3.308 KBtu/SqFt</b>	<b>\$13,448.34</b>		

## Energy

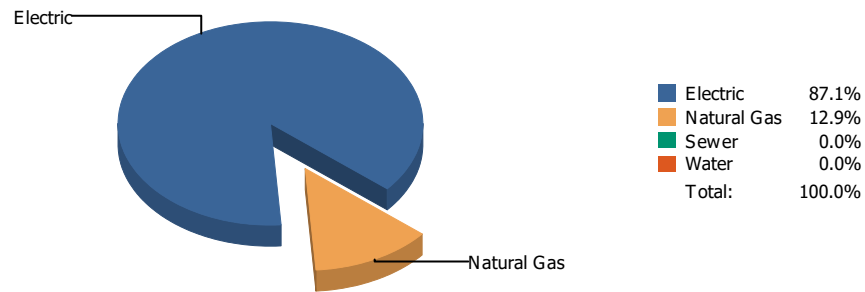


## Cost

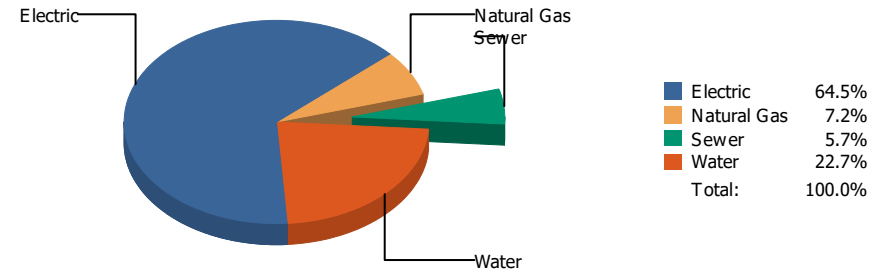


Commodity	Common Use	Energy Use	Energy Use / Area	Total Cost	Cost / Unit	Cost / Area
<b>Place: [PROFESSIONAL-DEV] EPISD PROF DEVELOPMENT CENTER931 [BUILDING]</b>						
<b>Area: 18,400 SqFt</b>						
<b>Billing Period: Sep 2022</b>						
ELECTRIC	14,520.00 kWh	49,542 KBtu	2.693 KBtu/SqFt	\$2,734.86	\$0.188 /kWh	\$0.149 /SqFt
NATURALGAS	21.00 CCF	2,163 KBtu	0.118 KBtu/SqFt	\$236.40	\$11.257 /CCF	\$0.013 /SqFt
SEWER	14.00 CCF			\$131.75	\$9.411 /CCF	\$0.007 /SqFt
WATER	27.00 CCF			\$198.16	\$7.339 /CCF	\$0.011 /SqFt
<b>Totals:</b>		<b>51,705 KBtu</b>	<b>2.810 KBtu/SqFt</b>	<b>\$3,301.17</b>		

## Energy



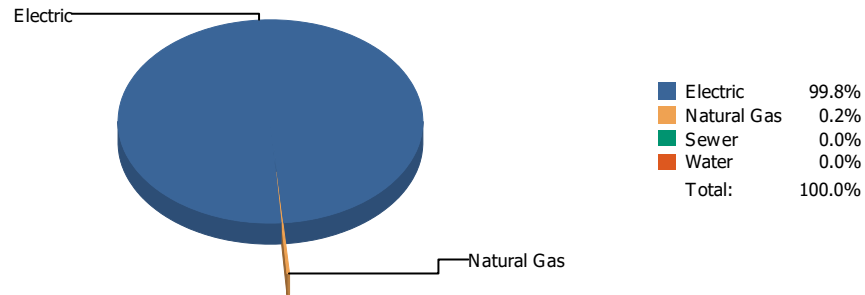
## Cost



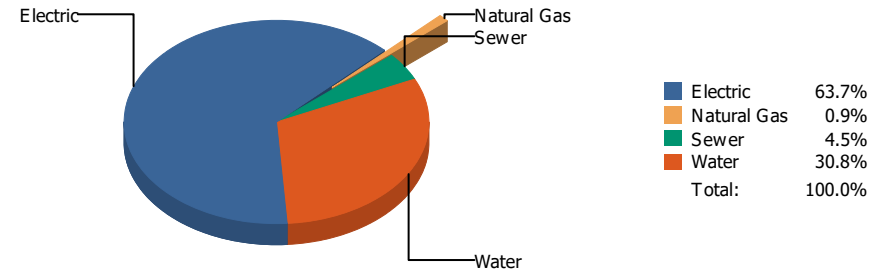
Commodity	Common Use	Energy Use	Energy Use / Area	Total Cost	Cost / Unit	Cost / Area
Place: [PUTNAM] PUTNAM 135 [BUILDING]						
Area: 61,978 SqFt						
Billing Period: Sep 2022						
ELECTRIC	33,004.00 kWh	112,610 KBtu	1.817 KBtu/SqFt	\$5,567.80	\$0.169 /kWh	\$0.090 /SqFt
NATURALGAS	162.00 CCF	16,686 KBtu	0.269 KBtu/SqFt	\$620.82	\$3.832 /CCF	\$0.010 /SqFt
SEWER	90.00 CCF			\$488.44	\$5.427 /CCF	\$0.008 /SqFt
WATER	331.00 CCF			\$1,955.64	\$5.908 /CCF	\$0.031 /SqFt
<b>Totals:</b>		<b>129,296 KBtu</b>	<b>2.086 KBtu/SqFt</b>	<b>\$8,632.70</b>		



## Energy

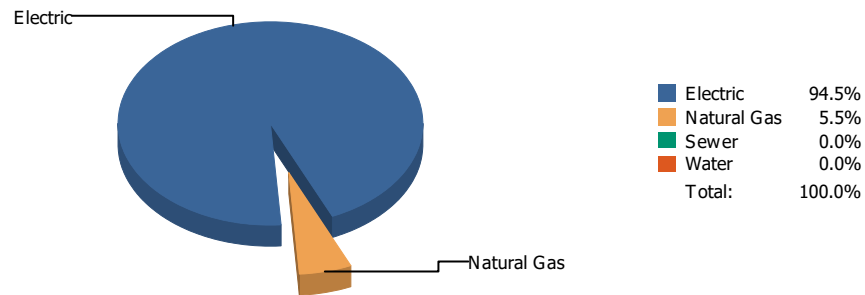


## Cost

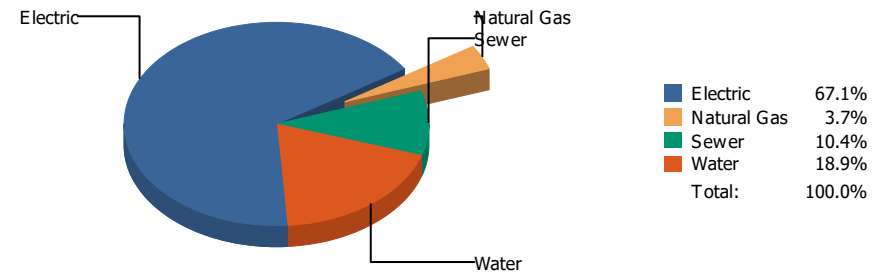


Commodity	Common Use	Energy Use	Energy Use / Area	Total Cost	Cost / Unit	Cost / Area
<b>Place: [RICHARDS] RICHARDSON [BUILDING]</b>						
<b>Area: 115,872 SqFt</b>						
<b>Billing Period: Sep 2022</b>						
ELECTRIC	90,600.00 kWh	309,127 KBtu	2.668 KBtu/SqFt	\$14,792.99	\$0.163 /kWh	\$0.128 /SqFt
NATURALGAS	7.00 CCF	721 KBtu	0.006 KBtu/SqFt	\$219.13	\$31.304 /CCF	\$0.002 /SqFt
SEWER	314.00 CCF			\$1,051.34	\$3.348 /CCF	\$0.009 /SqFt
WATER	1,848.00 CCF			\$7,158.55	\$3.874 /CCF	\$0.062 /SqFt
<b>Totals:</b>		<b>309,848 KBtu</b>	<b>2.674 KBtu/SqFt</b>	<b>\$23,222.01</b>		

## Energy



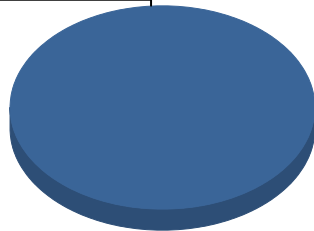
## Cost



Commodity	Common Use	Energy Use	Energy Use / Area	Total Cost	Cost / Unit	Cost / Area
<b>Place: [RIVERA] RIVERA      156 [BUILDING]</b> <b>Area: 77,562 SqFt</b> <b>Billing Period: Sep 2022</b>						
ELECTRIC	50,587.00 kWh	172,603 KBtu	2.225 KBtu/SqFt	\$9,920.85	\$0.196 /kWh	\$0.128 /SqFt
NATURALGAS	98.00 CCF	10,094 KBtu	0.130 KBtu/SqFt	\$541.85	\$5.529 /CCF	\$0.007 /SqFt
SEWER	459.00 CCF			\$1,534.31	\$3.343 /CCF	\$0.020 /SqFt
WATER	431.00 CCF			\$2,795.92	\$6.487 /CCF	\$0.036 /SqFt
<b>Totals:</b>		<b>182,697 KBtu</b>	<b>2.355 KBtu/SqFt</b>	<b>\$14,792.93</b>		

## Energy

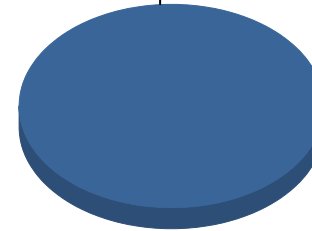
Electric



■ Electric 100.0%  
Total: 100.0%

## Cost

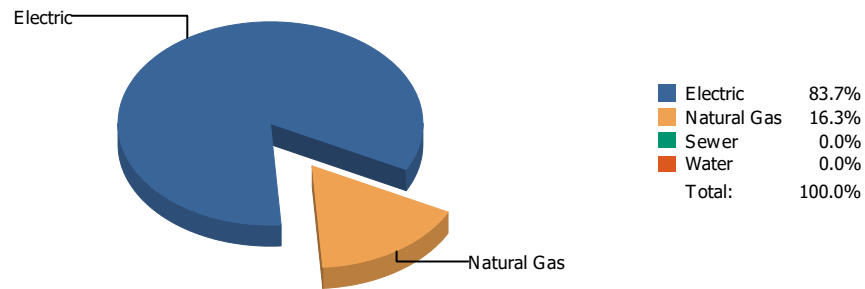
Electric



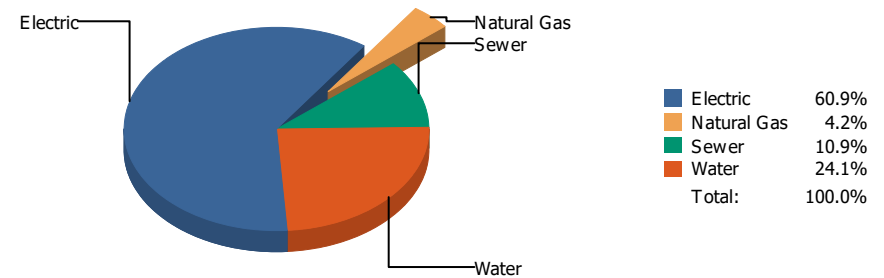
■ Electric 100.0%  
Total: 100.0%

Commodity	Common Use	Energy Use	Energy Use / Area	Total Cost	Cost / Unit	Cost / Area
<b>Place: [ROBERTS] ROBERTS      136 [BUILDING]</b> <b>Area: 81,457 SqFt</b> <b>Billing Period: Sep 2022</b>						
ELECTRIC	6,300.00 kWh	21,496 KBtu	0.264 KBtu/SqFt	\$977.49	\$0.155 /kWh	\$0.012 /SqFt
<b>Totals:</b>		<b>21,496 KBtu</b>	<b>0.264 KBtu/SqFt</b>	<b>\$977.49</b>		

## Energy

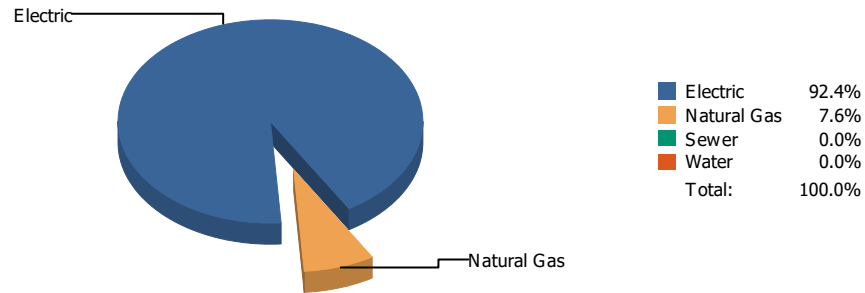


## Cost

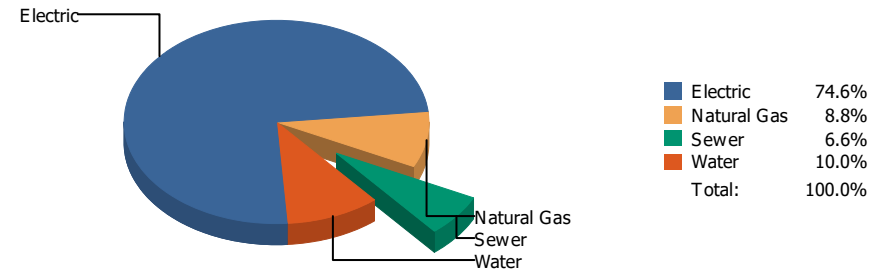


Commodity	Common Use	Energy Use	Energy Use / Area	Total Cost	Cost / Unit	Cost / Area
<b>Place: [ROSS] ROSS      042 [BUILDING]</b> <b>Area: 131,497 SqFt</b> <b>Billing Period: Sep 2022</b>						
ELECTRIC	57,013.00 kWh	194,528 KBtu	1.479 KBtu/SqFt	\$9,631.30	\$0.169 /kWh	\$0.073 /SqFt
NATURALGAS	367.00 CCF	37,801 KBtu	0.287 KBtu/SqFt	\$663.17	\$1.807 /CCF	\$0.005 /SqFt
SEWER	582.00 CCF			\$1,718.66	\$2.953 /CCF	\$0.013 /SqFt
WATER	1,133.00 CCF			\$3,810.51	\$3.363 /CCF	\$0.029 /SqFt
<b>Totals:</b>		<b>232,329 KBtu</b>	<b>1.767 KBtu/SqFt</b>	<b>\$15,823.64</b>		

## Energy



## Cost



Commodity	Common Use	Energy Use	Energy Use / Area	Total Cost	Cost / Unit	Cost / Area
Place: [RUSK] RUSK 138 [BUILDING]						
Area: 67,240 SqFt						
Billing Period: Sep 2022						
ELECTRIC	25,224.00 kWh	86,064 KBtu	1.280 KBtu/SqFt	\$4,282.24	\$0.170 /kWh	\$0.064 /SqFt
NATURALGAS	69.00 CCF	7,107 KBtu	0.106 KBtu/SqFt	\$506.10	\$7.335 /CCF	\$0.007 /SqFt
SEWER	54.00 CCF			\$378.30	\$7.006 /CCF	\$0.006 /SqFt
WATER	114.00 CCF			\$575.28	\$5.046 /CCF	\$0.008 /SqFt
<b>Totals:</b>		<b>93,171 KBtu</b>	<b>1.386 KBtu/SqFt</b>	<b>\$5,741.92</b>		

## Energy

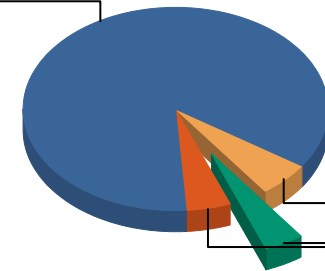
Electric



Electric	100.0%
Natural Gas	0.0%
Sewer	0.0%
Water	0.0%
<b>Total:</b>	<b>100.0%</b>

## Cost

Electric

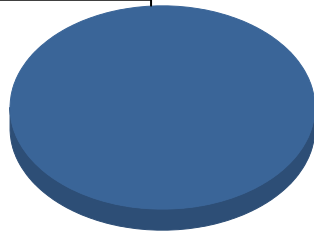


Electric	85.6%
Natural Gas	5.7%
Sewer	4.1%
Water	4.7%
<b>Total:</b>	<b>100.0%</b>

Commodity	Common Use	Energy Use	Energy Use / Area	Total Cost	Cost / Unit	Cost / Area
Place: [SAN-JAC] SAN JACINTO 139 [BUILDING]						
Area: 29,589 SqFt						
Billing Period: Sep 2022						
ELECTRIC	15,600.00 kWh	53,227 KBtu	1.799 KBtu/SqFt	\$3,176.35	\$0.204 /kWh	\$0.107 /SqFt
NATURALGAS	0.00 CCF	0 KBtu	0.000 KBtu/SqFt	\$210.50	\$0.000 /CCF	\$0.007 /SqFt
SEWER	12.00 CCF			\$151.80	\$12.650 /CCF	\$0.005 /SqFt
WATER	16.00 CCF			\$173.06	\$10.816 /CCF	\$0.006 /SqFt
<b>Totals:</b>		<b>53,227 KBtu</b>	<b>1.799 KBtu/SqFt</b>	<b>\$3,711.71</b>		

## Energy

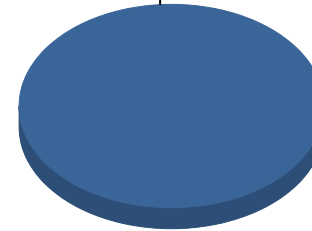
Electric



■ Electric 100.0%  
Total: 100.0%

## Cost

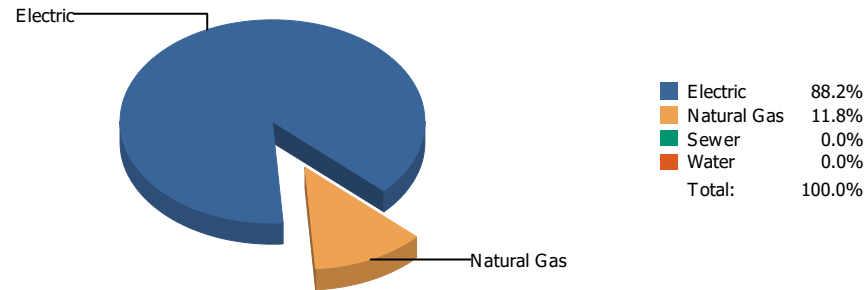
Electric



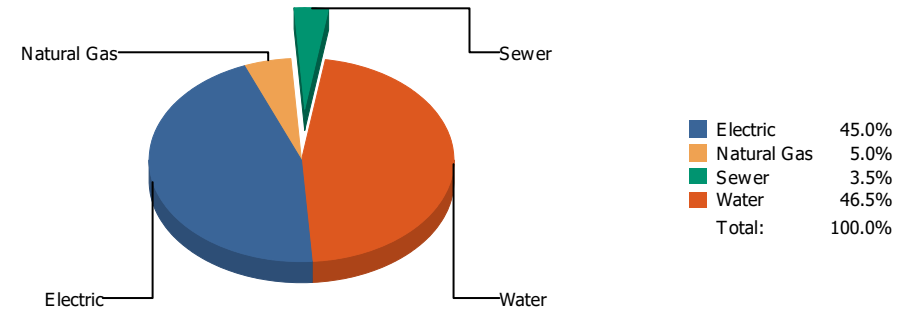
■ Electric 100.0%  
Total: 100.0%

Commodity	Common Use	Energy Use	Energy Use / Area	Total Cost	Cost / Unit	Cost / Area
Place: [SCHUSTER] SCHUSTER 140 [BUILDING]						
Area: 34,371 SqFt						
Billing Period: Sep 2022						
ELECTRIC	80.00 kWh	273 KBtu	0.008 KBtu/SqFt	\$318.18	\$3.977 /kWh	\$0.009 /SqFt
<b>Totals:</b>		<b>273 KBtu</b>	<b>0.008 KBtu/SqFt</b>	<b>\$318.18</b>		

## Energy



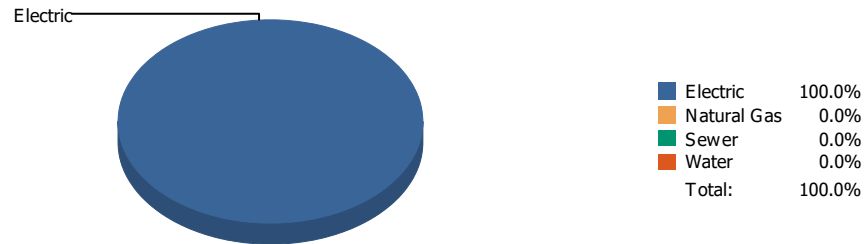
## Cost



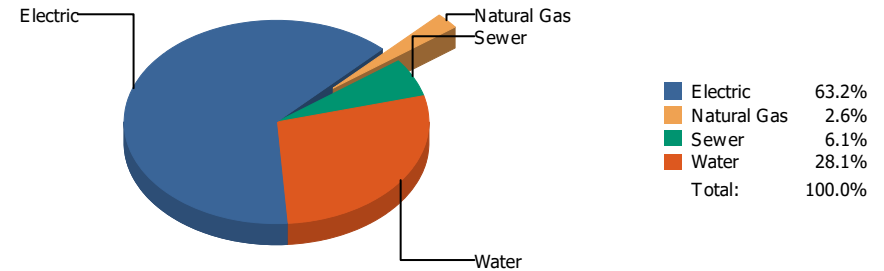
Commodity	Common Use	Energy Use	Energy Use / Area	Total Cost	Cost / Unit	Cost / Area
Place: [STANTON] STANTON 141 [BUILDING]						
Area: 75,957 SqFt						
Billing Period: Sep 2022						
ELECTRIC	26,954.00 kWh	91,967 KBtu	1.211 KBtu/SqFt	\$5,079.43	\$0.188 /kWh	\$0.067 /SqFt
NATURALGAS	120.00 CCF	12,360 KBtu	0.163 KBtu/SqFt	\$569.04	\$4.742 /CCF	\$0.007 /SqFt
SEWER	69.00 CCF			\$390.62	\$5.661 /CCF	\$0.005 /SqFt
WATER	690.00 CCF			\$5,244.85	\$7.601 /CCF	\$0.069 /SqFt
<b>Totals:</b>		<b>104,327 KBtu</b>	<b>1.374 KBtu/SqFt</b>	<b>\$11,283.94</b>		



## Energy

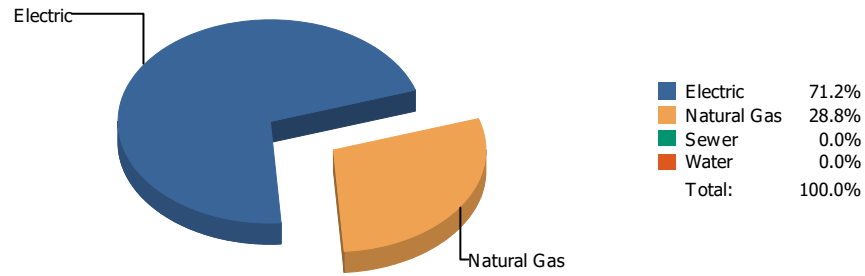


## Cost

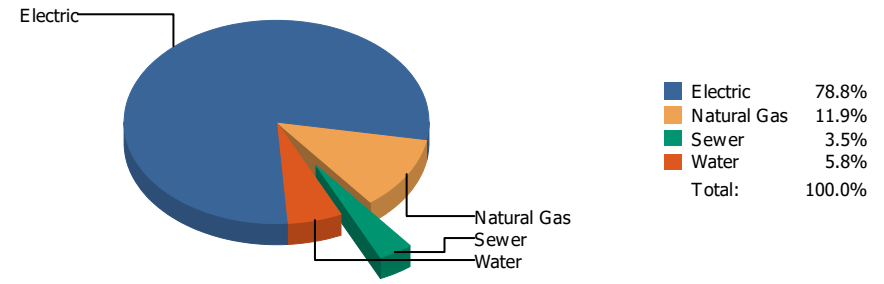


Commodity	Common Use	Energy Use	Energy Use / Area	Total Cost	Cost / Unit	Cost / Area
<b>Place: [SUNRISEMOUNT] SUNRISE MOUNTAIN ELEMENTARY 150 [BUILDING]</b>						
<b>Area: 78,368 SqFt</b>						
<b>Billing Period: Sep 2022</b>						
ELECTRIC	31,260.00 kWh	106,659 KBtu	1.361 KBtu/SqFt	\$5,149.71	\$0.165 /kWh	\$0.066 /SqFt
NATURALGAS	0.00 CCF	0 KBtu	0.000 KBtu/SqFt	\$210.50	\$0.000 /CCF	\$0.003 /SqFt
SEWER	53.00 CCF			\$498.34	\$9.403 /CCF	\$0.006 /SqFt
WATER	409.00 CCF			\$2,289.08	\$5.597 /CCF	\$0.029 /SqFt
<b>Totals:</b>		<b>106,659 KBtu</b>	<b>1.361 KBtu/SqFt</b>	<b>\$8,147.63</b>		

## Energy

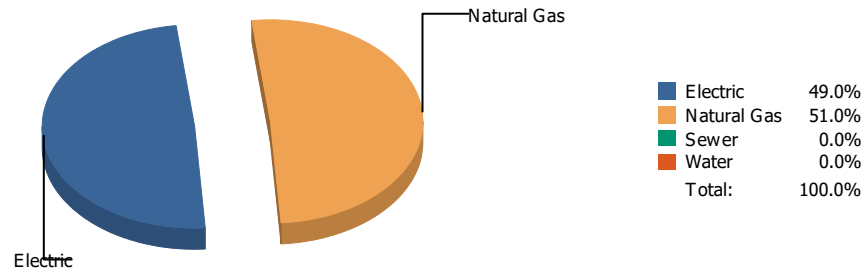


## Cost

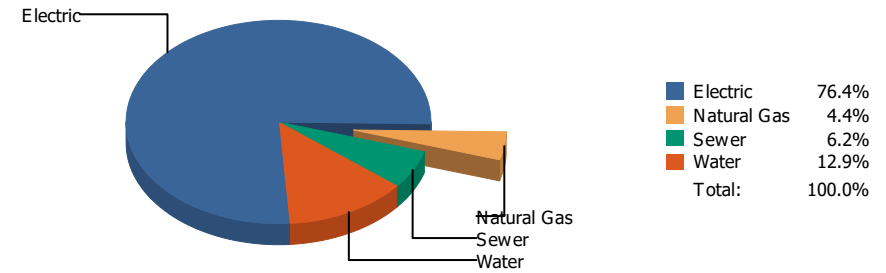


Commodity	Common Use	Energy Use	Energy Use / Area	Total Cost	Cost / Unit	Cost / Area
<b>Place: [SUNSET-HIGH_1] TECHNOLOGY SERVICES [BUILDING]</b>						
<b>Area: 33,263 SqFt</b>						
<b>Billing Period: Sep 2022</b>						
ELECTRIC	29,120.00 kWh	99,357 KBtu	2.987 KBtu/SqFt	\$4,594.93	\$0.158 /kWh	\$0.138 /SqFt
NATURALGAS	390.00 CCF	40,170 KBtu	1.208 KBtu/SqFt	\$691.65	\$1.773 /CCF	\$0.021 /SqFt
SEWER	34.00 CCF			\$206.58	\$6.076 /CCF	\$0.006 /SqFt
WATER	70.00 CCF			\$339.60	\$4.851 /CCF	\$0.010 /SqFt
<b>Totals:</b>		<b>139,527 KBtu</b>	<b>4.195 KBtu/SqFt</b>	<b>\$5,832.76</b>		

## Energy

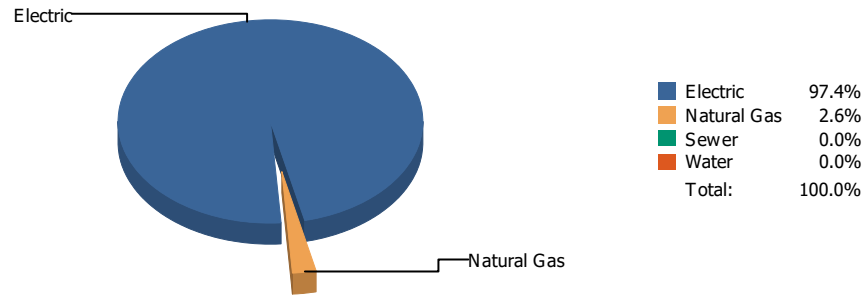


## Cost

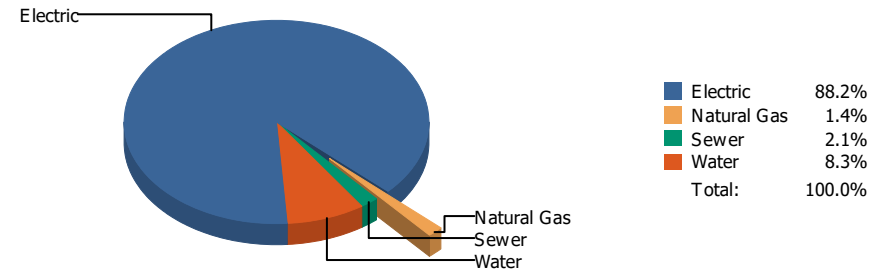


Commodity	Common Use	Energy Use	Energy Use / Area	Total Cost	Cost / Unit	Cost / Area
Place: [TIPPENELEMENTARY] TIPPIN ELEMENTARY 168 [BUILDING]						
Area: 88,360 SqFt						
Billing Period: Sep 2022						
ELECTRIC	9,120.00 kWh	31,117 KBtu	0.352 KBtu/SqFt	\$10,433.05	\$1.144 /kWh	\$0.118 /SqFt
NATURALGAS	314.00 CCF	32,342 KBtu	0.366 KBtu/SqFt	\$597.44	\$1.903 /CCF	\$0.007 /SqFt
SEWER	234.00 CCF			\$852.14	\$3.642 /CCF	\$0.010 /SqFt
WATER	407.00 CCF			\$1,765.21	\$4.337 /CCF	\$0.020 /SqFt
<b>Totals:</b>		<b>63,459 KBtu</b>	<b>0.718 KBtu/SqFt</b>	<b>\$13,647.84</b>		

## Energy

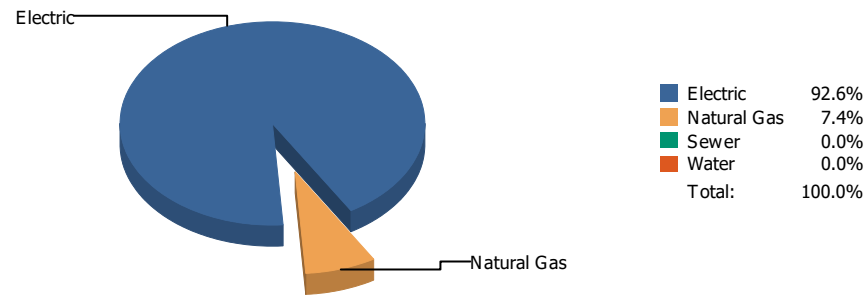


## Cost

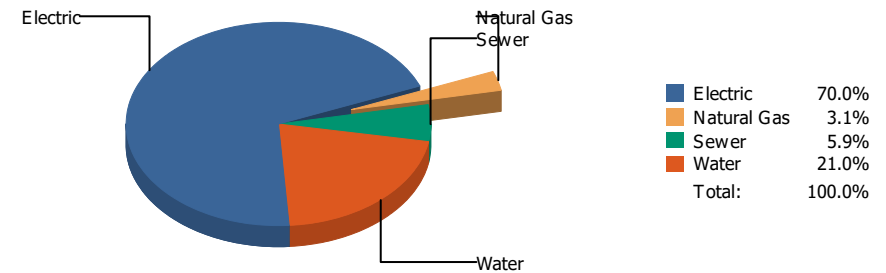


Commodity	Common Use	Energy Use	Energy Use / Area	Total Cost	Cost / Unit	Cost / Area
Place: [TOMLEA_2] TOM LEA 178 [BUILDING]						
Area: 88,828 SqFt						
Billing Period: Sep 2022						
ELECTRIC	111,040.00 kWh	378,868 KBtu	4.265 KBtu/SqFt	\$20,289.68	\$0.183 /kWh	\$0.228 /SqFt
NATURALGAS	97.00 CCF	9,991 KBtu	0.112 KBtu/SqFt	\$330.14	\$3.404 /CCF	\$0.004 /SqFt
SEWER	84.00 CCF			\$478.64	\$5.698 /CCF	\$0.005 /SqFt
WATER	329.00 CCF			\$1,914.24	\$5.818 /CCF	\$0.021 /SqFt
<b>Totals:</b>		<b>388,859 KBtu</b>	<b>4.378 KBtu/SqFt</b>	<b>\$23,012.70</b>		

## Energy

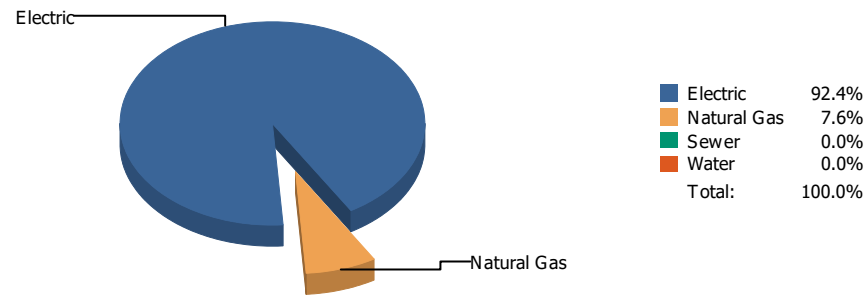


## Cost

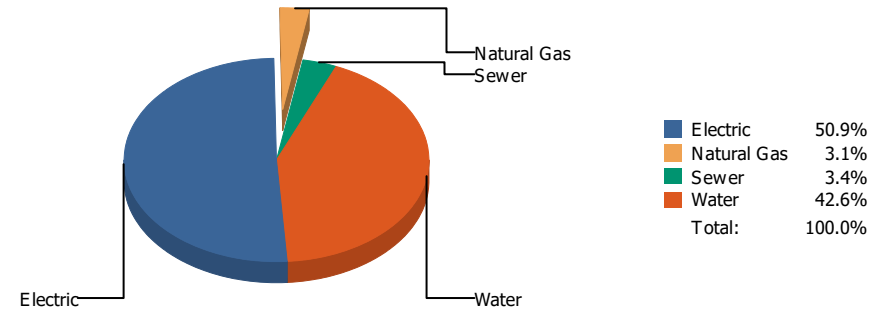


Commodity	Common Use	Energy Use	Energy Use / Area	Total Cost	Cost / Unit	Cost / Area
Place: [TORRES] TORRES 158 [BUILDING]						
Area: 59,142 SqFt						
Billing Period: Sep 2022						
ELECTRIC	62,080.00 kWh	211,817 KBtu	3.581 KBtu/SqFt	\$10,810.87	\$0.174 /kWh	\$0.183 /SqFt
NATURALGAS	165.00 CCF	16,995 KBtu	0.287 KBtu/SqFt	\$482.39	\$2.924 /CCF	\$0.008 /SqFt
SEWER	31.00 CCF			\$907.31	\$29.268 /CCF	\$0.015 /SqFt
WATER	750.00 CCF			\$3,249.89	\$4.333 /CCF	\$0.055 /SqFt
<b>Totals:</b>		<b>228,812 KBtu</b>	<b>3.869 KBtu/SqFt</b>	<b>\$15,450.46</b>		

## Energy

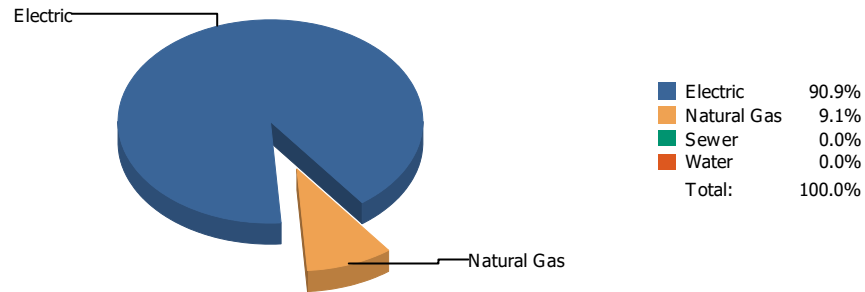


## Cost

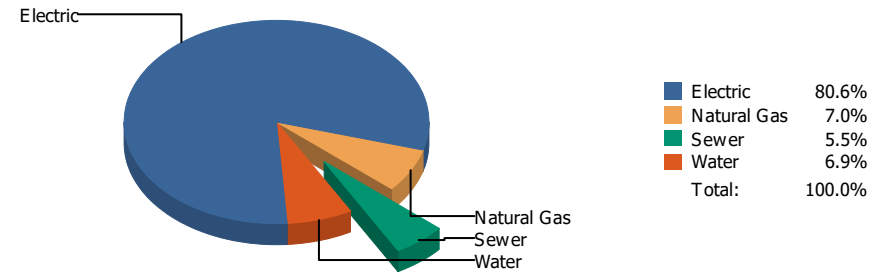


Commodity	Common Use	Energy Use	Energy Use / Area	Total Cost	Cost / Unit	Cost / Area
<b>Place: [TRAVIS] TRAVIS      143 [BUILDING]</b> <b>Area: 78,925 SqFt</b> <b>Billing Period: Sep 2022</b>						
ELECTRIC	29,763.00 kWh	101,551 KBtu	1.287 KBtu/SqFt	\$5,148.61	\$0.173 /kWh	\$0.065 /SqFt
NATURALGAS	81.00 CCF	8,343 KBtu	0.106 KBtu/SqFt	\$310.40	\$3.832 /CCF	\$0.004 /SqFt
SEWER	52.00 CCF			\$348.29	\$6.698 /CCF	\$0.004 /SqFt
WATER	808.00 CCF			\$4,312.93	\$5.338 /CCF	\$0.055 /SqFt
<b>Totals:</b>		<b>109,894 KBtu</b>	<b>1.392 KBtu/SqFt</b>	<b>\$10,120.23</b>		

## Energy



## Cost



Commodity	Common Use	Energy Use	Energy Use / Area	Total Cost	Cost / Unit	Cost / Area
<b>Place: [VILAS] VILAS      144 [BUILDING]</b> <b>Area: 66,992 SqFt</b> <b>Billing Period: Sep 2022</b>						
ELECTRIC	49,992.00 kWh	170,573 KBtu	2.546 KBtu/SqFt	\$9,685.81	\$0.194 /kWh	\$0.144 /SqFt
NATURALGAS	165.00 CCF	16,995 KBtu	0.254 KBtu/SqFt	\$835.09	\$5.061 /CCF	\$0.012 /SqFt
SEWER	71.00 CCF			\$664.47	\$9.359 /CCF	\$0.010 /SqFt
WATER	115.00 CCF			\$825.86	\$7.181 /CCF	\$0.012 /SqFt
<b>Totals:</b>		<b>187,568 KBtu</b>	<b>2.800 KBtu/SqFt</b>	<b>\$12,011.23</b>		

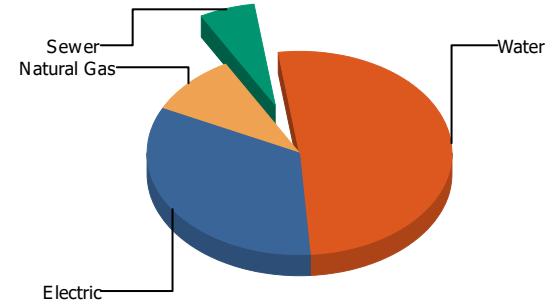
## Energy

Electric



Electric	100.0%
Natural Gas	0.0%
Sewer	0.0%
Water	0.0%
<b>Total</b>	<b>100.0%</b>

## Cost



Electric	33.3%
Natural Gas	9.7%
Sewer	5.9%
Water	51.1%
<b>Total</b>	<b>100.0%</b>

Commodity	Common Use	Energy Use	Energy Use / Area	Total Cost	Cost / Unit	Cost / Area
Place: [WAINWRIG] WAINWRIGHT 145 [BUILDING]						
Area: 38,227 SqFt						
Billing Period: Sep 2022						
ELECTRIC	11,246.00 kWh	38,371 KBtu	1.004 KBtu/SqFt	\$1,453.64	\$0.129 /kWh	\$0.038 /SqFt
NATURALGAS	0.00 CCF	0 KBtu	0.000 KBtu/SqFt	\$421.00	\$0.000 /CCF	\$0.011 /SqFt
SEWER	6.00 CCF			\$258.78	\$43.130 /CCF	\$0.007 /SqFt
WATER	293.00 CCF			\$2,228.62	\$7.606 /CCF	\$0.058 /SqFt
<b>Totals:</b>		<b>38,371 KBtu</b>	<b>1.004 KBtu/SqFt</b>	<b>\$4,362.04</b>		



## Energy

Electric



■ Electric 100.0%  
Total: 100.0%

## Cost

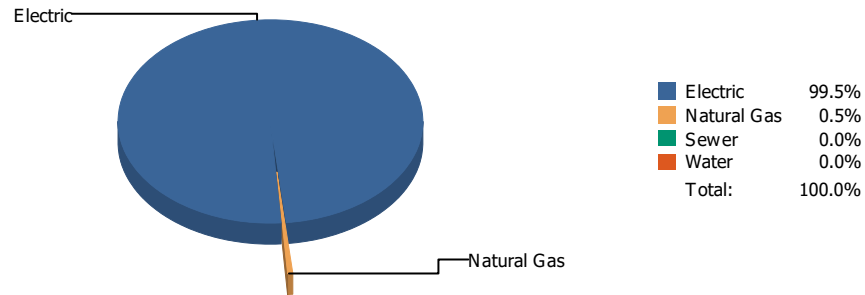
Electric



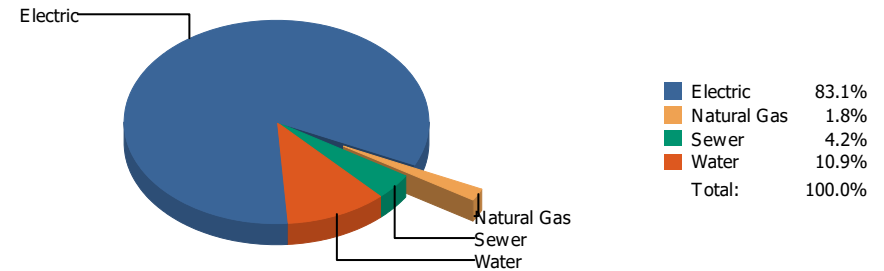
■ Electric 100.0%  
Total: 100.0%

Commodity	Common Use	Energy Use	Energy Use / Area	Total Cost	Cost / Unit	Cost / Area
Place: [WESTSIDE] WESTSIDE TRANSPORTATION 951 [BUILDING]						
Area: 4,040 SqFt						
Billing Period: Sep 2022						
ELECTRIC	3,140.00 kWh	10,714 KBtu	2.652 KBtu/SqFt	\$501.72	\$0.160 /kWh	\$0.124 /SqFt
<b>Totals:</b>		<b>10,714 KBtu</b>	<b>2.652 KBtu/SqFt</b>	<b>\$501.72</b>		

## Energy

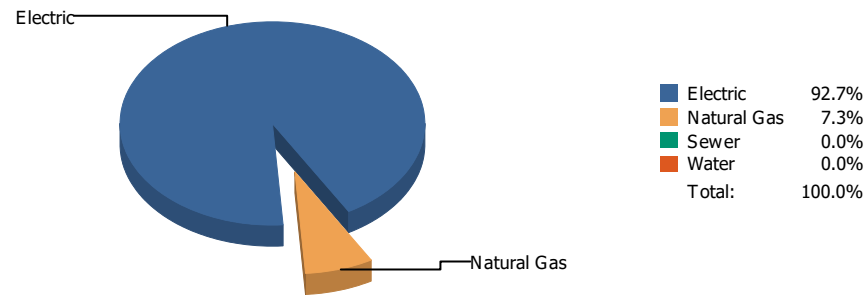


## Cost

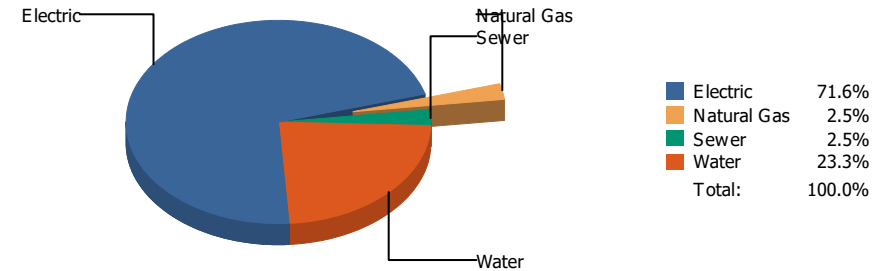


Commodity	Common Use	Energy Use	Energy Use / Area	Total Cost	Cost / Unit	Cost / Area
<b>Place: [W-HILLS] WESTERN HILLS      146 [BUILDING]</b> <b>Area: 77,753 SqFt</b> <b>Billing Period: Sep 2022</b>						
ELECTRIC	56,040.00 kWh	191,208 KBtu	2.459 KBtu/SqFt	\$10,142.80	\$0.181 /kWh	\$0.130 /SqFt
NATURALGAS	9.00 CCF	927 KBtu	0.012 KBtu/SqFt	\$221.61	\$24.623 /CCF	\$0.003 /SqFt
SEWER	41.00 CCF			\$517.15	\$12.613 /CCF	\$0.007 /SqFt
WATER	363.00 CCF			\$1,325.58	\$3.652 /CCF	\$0.017 /SqFt
<b>Totals:</b>		<b>192,135 KBtu</b>	<b>2.471 KBtu/SqFt</b>	<b>\$12,207.14</b>		

## Energy

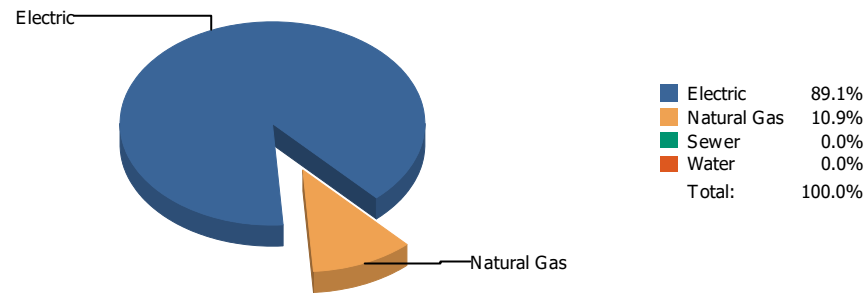


## Cost

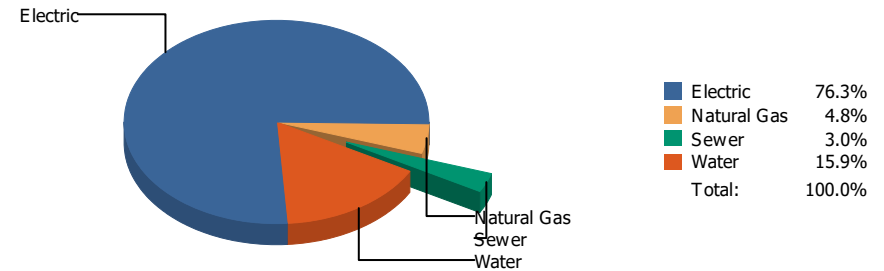


Commodity	Common Use	Energy Use	Energy Use / Area	Total Cost	Cost / Unit	Cost / Area
Place: [WHITAKER] WHITAKER 153 [BUILDING]						
Area: 89,458 SqFt						
Billing Period: Sep 2022						
ELECTRIC	78,480.00 kWh	267,774 KBtu	2.993 KBtu/SqFt	\$13,323.09	\$0.170 /kWh	\$0.149 /SqFt
NATURALGAS	205.00 CCF	21,115 KBtu	0.236 KBtu/SqFt	\$463.34	\$2.260 /CCF	\$0.005 /SqFt
SEWER	33.00 CCF			\$473.57	\$14.351 /CCF	\$0.005 /SqFt
WATER	1,124.00 CCF			\$4,340.05	\$3.861 /CCF	\$0.048 /SqFt
<b>Totals:</b>		<b>288,889 KBtu</b>	<b>3.229 KBtu/SqFt</b>	<b>\$18,600.05</b>		

## Energy

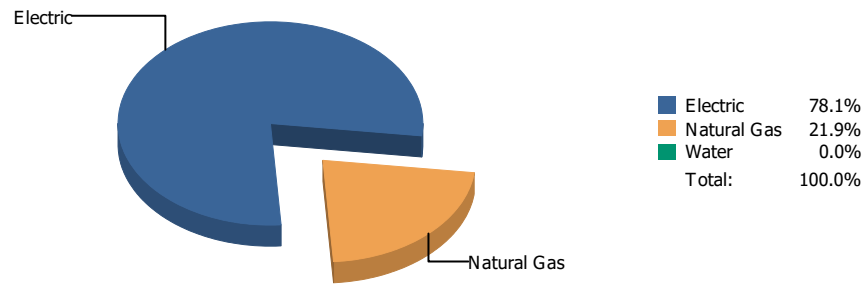


## Cost

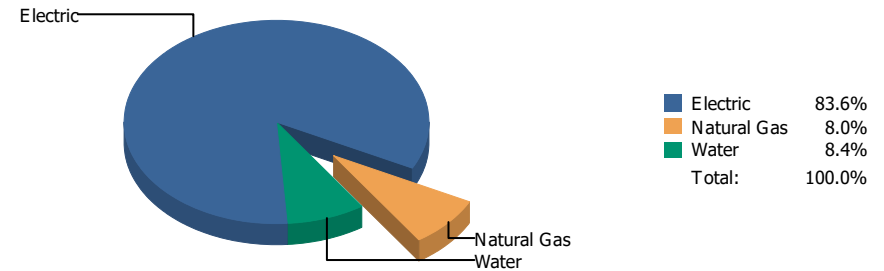


Commodity	Common Use	Energy Use	Energy Use / Area	Total Cost	Cost / Unit	Cost / Area
<b>Place: [WHITE] ZACH WHITE ELEMENTARY NEW-1997 [BUILDING]</b>						
<b>Area: 92,458 SqFt</b>						
<b>Billing Period: Sep 2022</b>						
ELECTRIC	58,200.00 kWh	198,578 KBtu	2.148 KBtu/SqFt	\$11,240.05	\$0.193 /kWh	\$0.122 /SqFt
NATURALGAS	235.00 CCF	24,205 KBtu	0.262 KBtu/SqFt	\$710.37	\$3.023 /CCF	\$0.008 /SqFt
SEWER	77.00 CCF			\$435.57	\$5.657 /CCF	\$0.005 /SqFt
WATER	561.00 CCF			\$2,343.91	\$4.178 /CCF	\$0.025 /SqFt
<b>Totals:</b>		<b>222,783 KBtu</b>	<b>2.410 KBtu/SqFt</b>	<b>\$14,729.90</b>		

## Energy

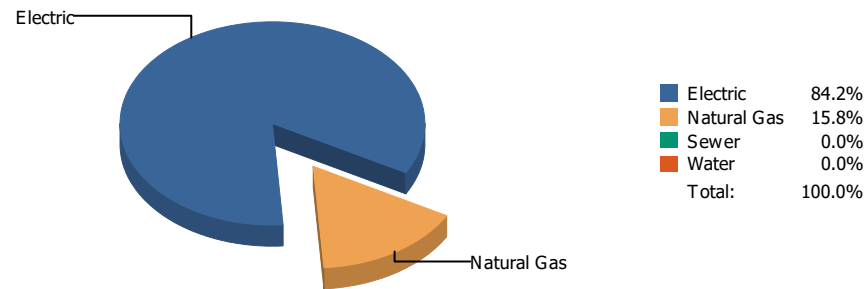


## Cost

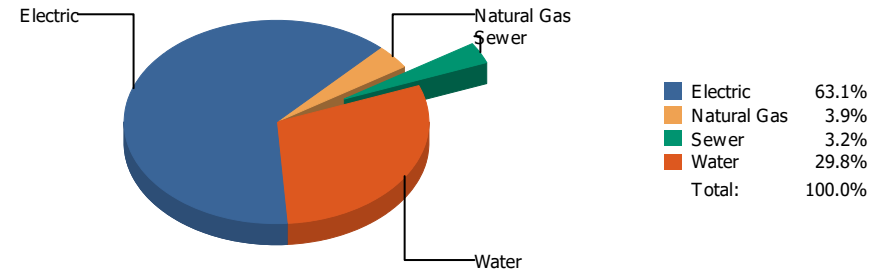


Commodity	Common Use	Energy Use	Energy Use / Area	Total Cost	Cost / Unit	Cost / Area
Place: [WIGGS] WIGGS 052 [BUILDING]						
Area: 110,689 SqFt						
Billing Period: Sep 2022						
ELECTRIC	49,400.00 kWh	168,553 KBtu	1.523 KBtu/SqFt	\$8,130.49	\$0.165 /kWh	\$0.073 /SqFt
NATURALGAS	460.00 CCF	47,380 KBtu	0.428 KBtu/SqFt	\$777.88	\$1.691 /CCF	\$0.007 /SqFt
WATER	125.00 CCF			\$814.41	\$6.515 /CCF	\$0.007 /SqFt
<b>Totals:</b>		<b>215,933 KBtu</b>	<b>1.951 KBtu/SqFt</b>	<b>\$9,722.78</b>		

## Energy



## Cost



Commodity	Common Use	Energy Use	Energy Use / Area	Total Cost	Cost / Unit	Cost / Area
<b>Place: [YOUNG/WOMENS/ACADEMY/1] YOUNG WOMENS ACADEMY [BUILDING]</b>						
<b>Area: 133,779 SqFt</b>						
<b>Billing Period: Sep 2022</b>						
ELECTRIC	81,000.00 kWh	276,372 KBtu	2.066 KBtu/SqFt	\$13,472.17	\$0.166 /kWh	\$0.101 /SqFt
NATURALGAS	503.00 CCF	51,809 KBtu	0.387 KBtu/SqFt	\$830.85	\$1.652 /CCF	\$0.006 /SqFt
SEWER	106.00 CCF			\$679.00	\$6.406 /CCF	\$0.005 /SqFt
WATER	1,343.00 CCF			\$6,360.34	\$4.736 /CCF	\$0.047 /SqFt
<b>Totals:</b>		<b>328,181 KBtu</b>	<b>2.453 KBtu/SqFt</b>	<b>\$21,342.36</b>		

## Energy

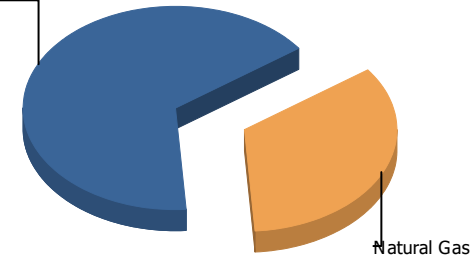
Electric



Electric 100.0%  
 Natural Gas 0.0%  
 Total: 100.0%

## Cost

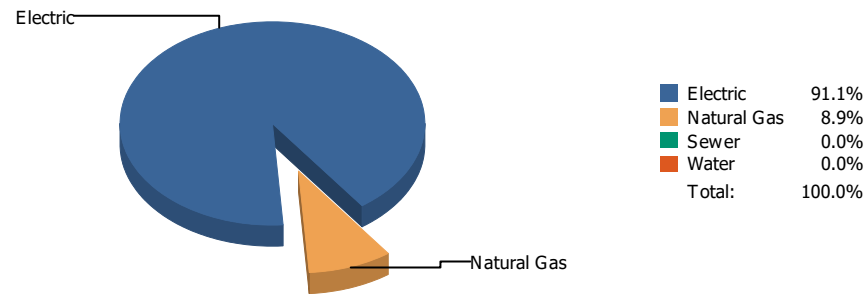
Electric



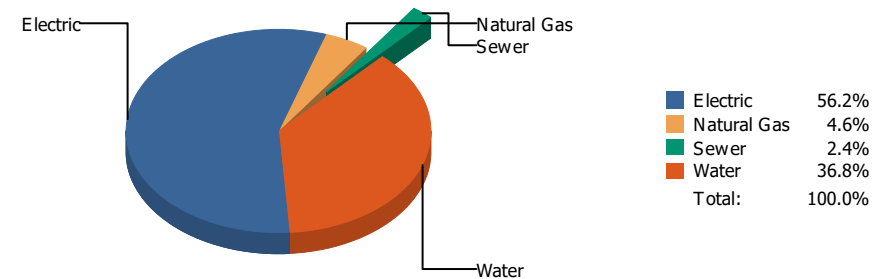
Electric 66.2%  
 Natural Gas 33.8%  
 Total: 100.0%

Commodity	Common Use	Energy Use	Energy Use / Area	Total Cost	Cost / Unit	Cost / Area
Place: [ZANEGREYWAREHOUSE] ZANE GREY WAREHOUSE [BUILDING]						
Area: 0 SqFt						
Billing Period: Sep 2022						
ELECTRIC	1,199.00 kWh	4,091 KBtu		\$412.55	\$0.344 /kWh	
NATURALGAS	0.00 CCF	0 KBtu		\$210.50	\$0.000 /CCF	
<b>Totals:</b>		<b>4,091 KBtu</b>		<b>\$623.05</b>		

## Energy



## Cost



Commodity	Common Use	Energy Use	Energy Use / Area	Total Cost	Cost / Unit	Cost / Area
<b>Place: [ZAVALA] ZAVALA      148 [BUILDING]</b> <b>Area: 53,356 SqFt</b> <b>Billing Period: Sep 2022</b>						
ELECTRIC	30,140.00 kWh	102,838 KBtu	1.927 KBtu/SqFt	\$4,856.87	\$0.161 /kWh	\$0.091 /SqFt
NATURALGAS	98.00 CCF	10,094 KBtu	0.189 KBtu/SqFt	\$399.71	\$4.079 /CCF	\$0.007 /SqFt
SEWER	34.00 CCF			\$206.58	\$6.076 /CCF	\$0.004 /SqFt
WATER	438.00 CCF			\$3,185.89	\$7.274 /CCF	\$0.060 /SqFt
<b>Totals:</b>		<b>112,932 KBtu</b>	<b>2.117 KBtu/SqFt</b>	<b>\$8,649.05</b>		



---

**Requested by:** eagarci2

**Client version:**

**Report version:** 9

**Filters:** Meters in Building Name: Not one of ZACH WHITE MODULAR SCHOOL 147;START SCHOOL EARLY 1 DAY VALUE;STADIUM RATE CHANGES;SKY PARK IB1;SKY PARK I 200;SKY PARK;ROOSEVELT 137;REMCON COTTAGES;PARKDALE COTTAGES 957;NORTHEAST BOOK DEPOSITORY 814;NEW COMPUTERS SINCE JUNE 1990;Lighting;HERCULES COTTAGES 141A;CANYON HILLS PORTABLES;Butterfield Trail Warehouse;BRANON COTTAGES 955 ;BLUE FLAME BLDG.;BARCELONA COTTAGES;ALL REFUNDS AND REBATES; ; Bill is Void Equals 0; Account is Active Equals 1; Bill is from External Vendor Equals 1; ; Billing Period Equals Sep 2022

**Record count:** 0