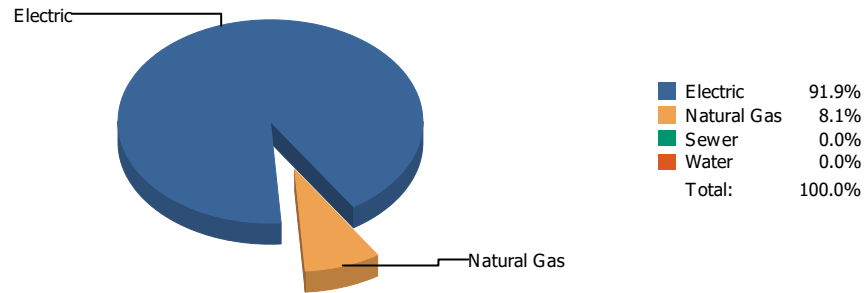
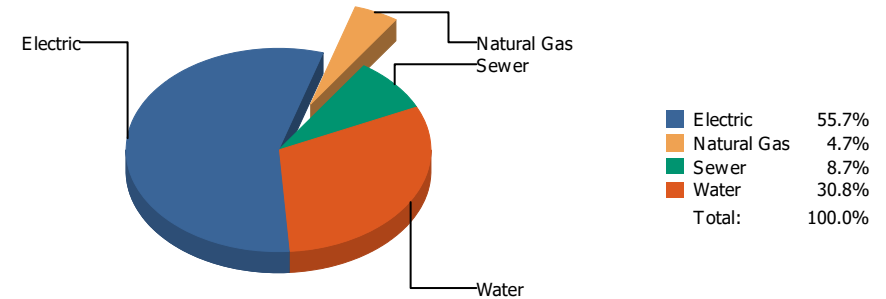


Energy



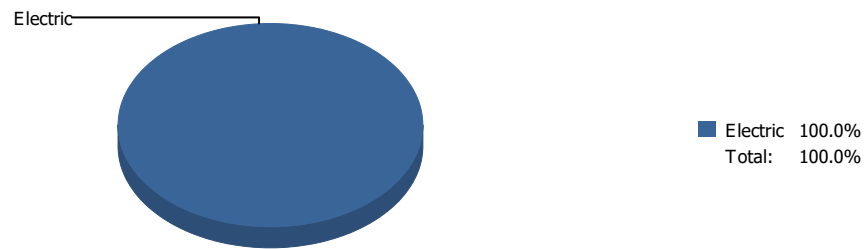
Cost



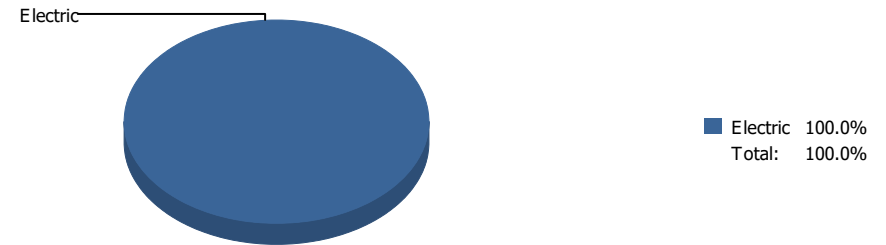
Commodity	Common Use	Energy Use	Energy Use / Area	Total Cost	Cost / Unit	Cost / Area
Place Summary Report						
Area: 9,946,634 SqFt						
Billing Period: Jul 2023						
ELECTRIC	4,814,788.00 kWh	16,428,057 KBtu	1.537 KBtu/SqFt	\$667,349.56	\$0.139 /kWh	\$0.063 /SqFt
NATURALGAS	14,016.00 CCF	1,443,648 KBtu	0.120 KBtu/SqFt	\$56,517.43	\$4.032 /CCF	\$0.005 /SqFt
SEWER	12,403.00 CCF			\$104,779.93	\$8.448 /CCF	\$0.010 /SqFt
WATER	61,028.00 CCF			\$369,369.22	\$6.052 /CCF	\$0.035 /SqFt
Totals:		17,871,705 KBtu	1.657 KBtu/SqFt	\$1,198,016.14		

* Please note per area calculations only include buildings with a floor area greater than 0.

Energy



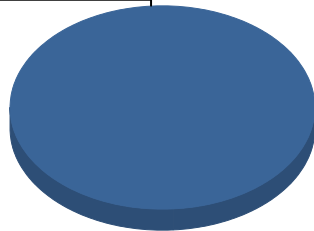
Cost



Commodity	Common Use	Energy Use	Energy Use / Area	Total Cost	Cost / Unit	Cost / Area
Place: [ALAMO] ALAMO 101 [BUILDING] Area: 58,978 SqFt Billing Period: Jul 2023						
ELECTRIC	3,000.00 kWh	10,236 KBtu	0.174 KBtu/SqFt	\$307.50	\$0.103 /kWh	\$0.005 /SqFt
Totals:		10,236 KBtu	0.174 KBtu/SqFt	\$307.50		

Energy

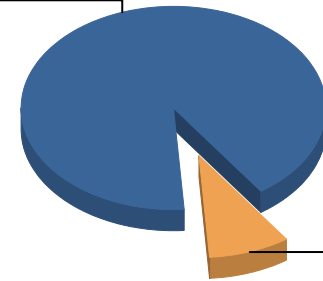
Electric



■ Electric 100.0%
 ■ Water 0.0%
 Total: 100.0%

Cost

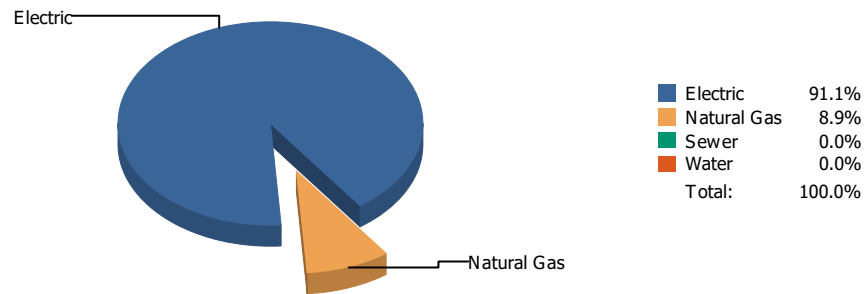
Electric



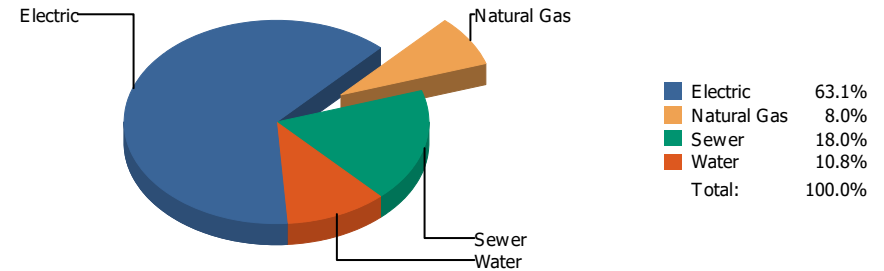
■ Electric 91.4%
 ■ Water 8.6%
 Total: 100.0%

Commodity	Common Use	Energy Use	Energy Use / Area	Total Cost	Cost / Unit	Cost / Area
Place: [ALTA] ALTA VISTA 102 [BUILDING]						
Area: 68,463 SqFt						
Billing Period: Jul 2023						
ELECTRIC	3,900.00 kWh	13,307 KBtu	0.194 KBtu/SqFt	\$330.51	\$0.085 /kWh	\$0.005 /SqFt
WATER	0.00 CCF			\$31.18	\$0.000 /CCF	\$0.000 /SqFt
Totals:		13,307 KBtu	0.194 KBtu/SqFt	\$361.69		

Energy

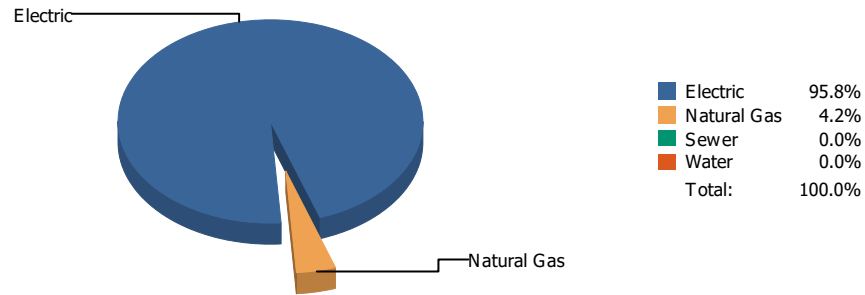


Cost

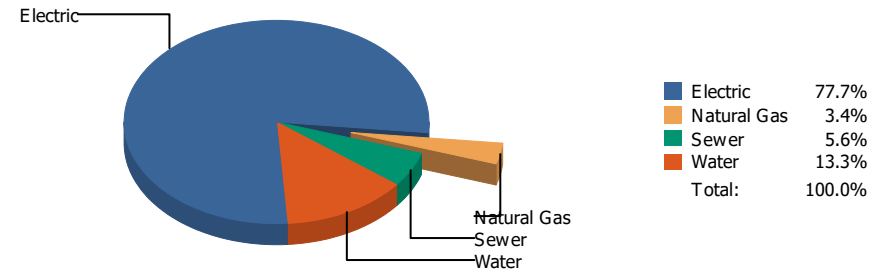


Commodity	Common Use	Energy Use	Energy Use / Area	Total Cost	Cost / Unit	Cost / Area
Place: [ADDRESS] ADDRESS 001 [BUILDING]						
Area: 266,968 SqFt						
Billing Period: Jul 2023						
ELECTRIC	154,905.00 kWh	528,536 KBtu	1.980 KBtu/SqFt	\$23,228.54	\$0.150 /kWh	\$0.087 /SqFt
NATURALGAS	500.00 CCF	51,500 KBtu	0.193 KBtu/SqFt	\$2,948.48	\$5.897 /CCF	\$0.010 /SqFt
SEWER	1,346.00 CCF			\$6,627.31	\$4.924 /CCF	\$0.025 /SqFt
WATER	1,018.00 CCF			\$3,987.28	\$3.917 /CCF	\$0.015 /SqFt
Totals:		580,036 KBtu	2.173 KBtu/SqFt	\$36,791.61		

Energy

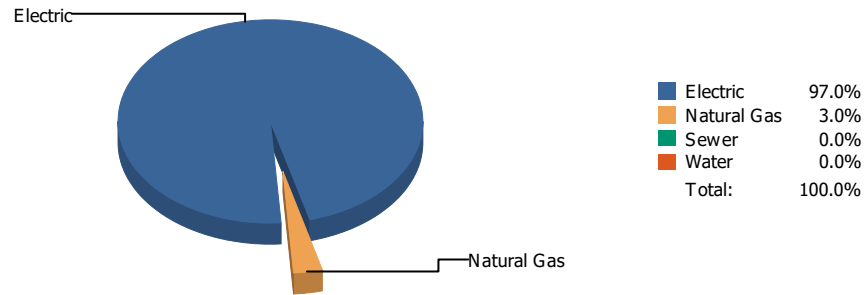


Cost

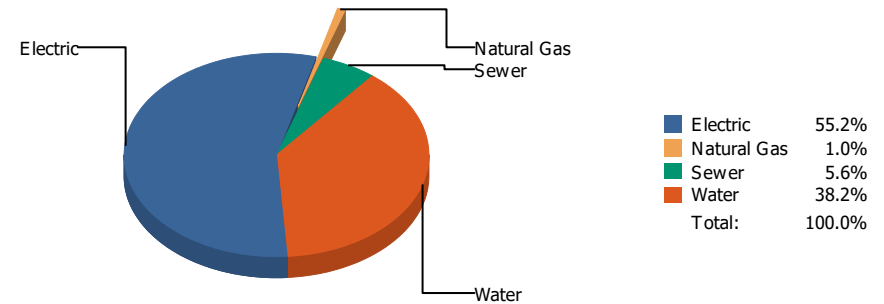


Commodity	Common Use	Energy Use	Energy Use / Area	Total Cost	Cost / Unit	Cost / Area
Place: [AOY] AOY 103 [BUILDING] Area: 105,486 SqFt Billing Period: Jul 2023						
ELECTRIC	51,694.00 kWh	176,380 KBtu	1.672 KBtu/SqFt	\$11,894.75	\$0.230 /kWh	\$0.113 /SqFt
NATURALGAS	76.00 CCF	7,828 KBtu	0.074 KBtu/SqFt	\$524.23	\$6.898 /CCF	\$0.005 /SqFt
SEWER	36.00 CCF			\$856.59	\$23.794 /CCF	\$0.008 /SqFt
WATER	191.00 CCF			\$2,030.93	\$10.633 /CCF	\$0.019 /SqFt
Totals:		184,208 KBtu	1.746 KBtu/SqFt	\$15,306.50		

Energy

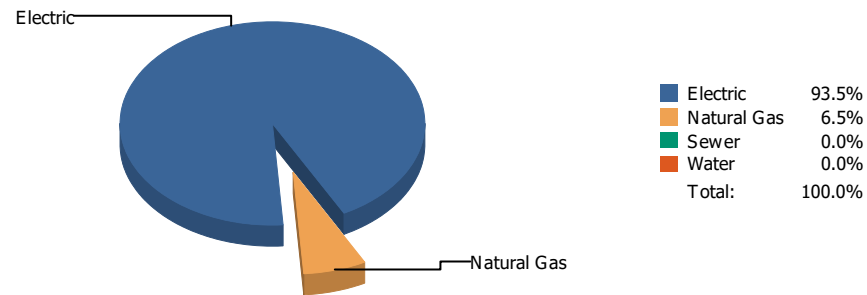


Cost

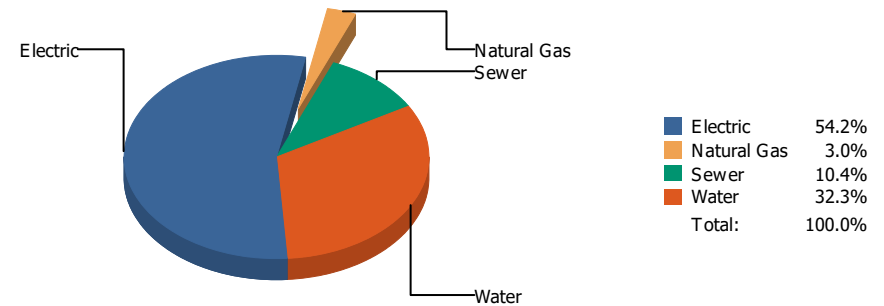


Commodity	Common Use	Energy Use	Energy Use / Area	Total Cost	Cost / Unit	Cost / Area
Place: [ARCHIE_DURAN-ELE] ARCHIE DURAN [BUILDING]						
Area: 0 SqFt						
Billing Period: Jul 2023						
ELECTRIC	66,000.00 kWh	225,192 KBtu		\$7,537.07	\$0.114 /kWh	
NATURALGAS	68.00 CCF	7,004 KBtu		\$137.32	\$2.019 /CCF	
SEWER	49.00 CCF			\$766.30	\$15.639 /CCF	
WATER	651.00 CCF			\$5,210.18	\$8.003 /CCF	
Totals:		232,196 KBtu		\$13,650.87		

Energy

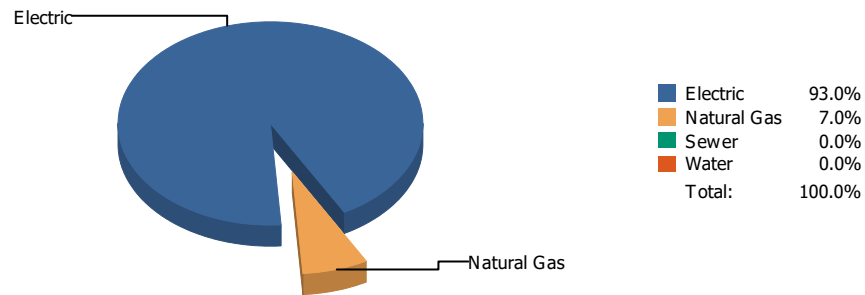


Cost

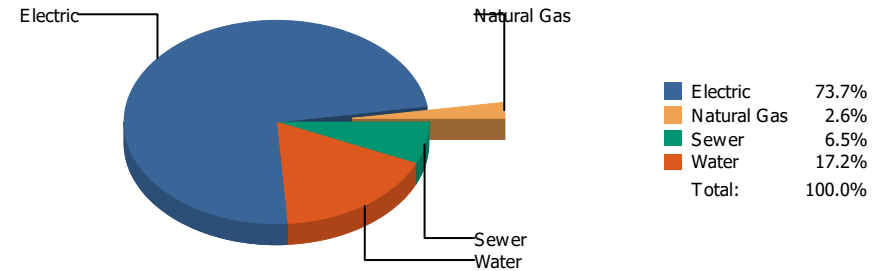


Commodity	Common Use	Energy Use	Energy Use / Area	Total Cost	Cost / Unit	Cost / Area
Place: [AUSTIN] AUSTIN 002 [BUILDING]						
Area: 269,216 SqFt						
Billing Period: Jul 2023						
ELECTRIC	150,518.00 kWh	513,567 KBtu	1.908 KBtu/SqFt	\$17,535.19	\$0.116 /kWh	\$0.065 /SqFt
NATURALGAS	349.00 CCF	35,947 KBtu	0.134 KBtu/SqFt	\$972.74	\$2.787 /CCF	\$0.003 /SqFt
SEWER	447.00 CCF			\$3,363.89	\$7.525 /CCF	\$0.012 /SqFt
WATER	1,571.00 CCF			\$10,453.41	\$6.654 /CCF	\$0.039 /SqFt
Totals:		549,514 KBtu	2.041 KBtu/SqFt	\$32,325.23		

Energy



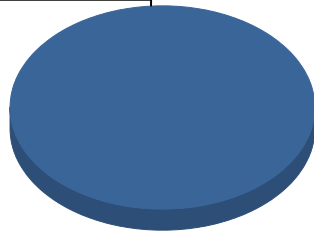
Cost



Commodity	Common Use	Energy Use	Energy Use / Area	Total Cost	Cost / Unit	Cost / Area
Place: [BARRONELEMENTARY] BARRON ELEMENTARY 165 [BUILDING]						
Area: 87,818 SqFt						
Billing Period: Jul 2023						
ELECTRIC	42,706.00 kWh	145,713 KBtu	1.659 KBtu/SqFt	\$9,009.49	\$0.211 /kWh	\$0.103 /SqFt
NATURALGAS	107.00 CCF	11,021 KBtu	0.125 KBtu/SqFt	\$316.86	\$2.961 /CCF	\$0.004 /SqFt
SEWER	41.00 CCF			\$799.80	\$19.507 /CCF	\$0.009 /SqFt
WATER	347.00 CCF			\$2,105.72	\$6.068 /CCF	\$0.024 /SqFt
Totals:		156,734 KBtu	1.785 KBtu/SqFt	\$12,231.87		

Energy

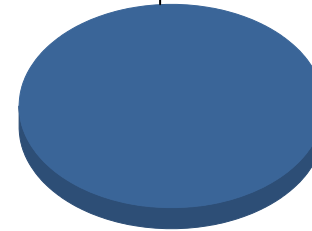
Electric



■ Electric 100.0%
Total: 100.0%

Cost

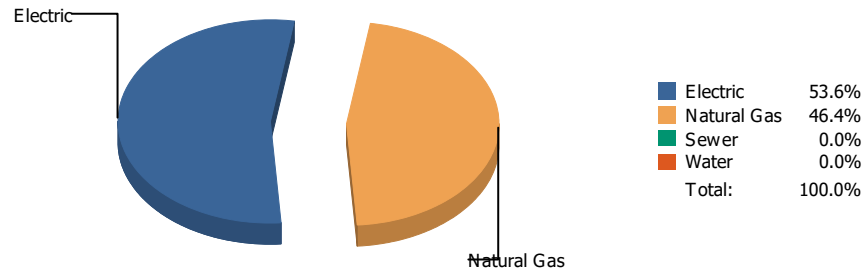
Electric



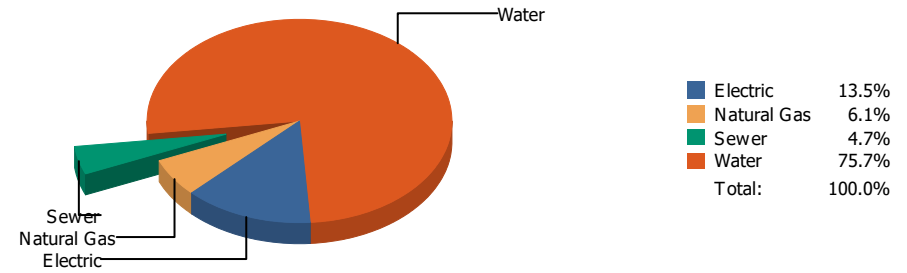
■ Electric 100.0%
Total: 100.0%

Commodity	Common Use	Energy Use	Energy Use / Area	Total Cost	Cost / Unit	Cost / Area
Place: [BEALL] BEALL 104 [BUILDING] Area: 74,454 SqFt Billing Period: Jul 2023						
ELECTRIC	922.00 kWh	3,146 KBtu	0.042 KBtu/SqFt	\$142.03	\$0.154 /kWh	\$0.002 /SqFt
Totals:		3,146 KBtu	0.042 KBtu/SqFt	\$142.03		

Energy

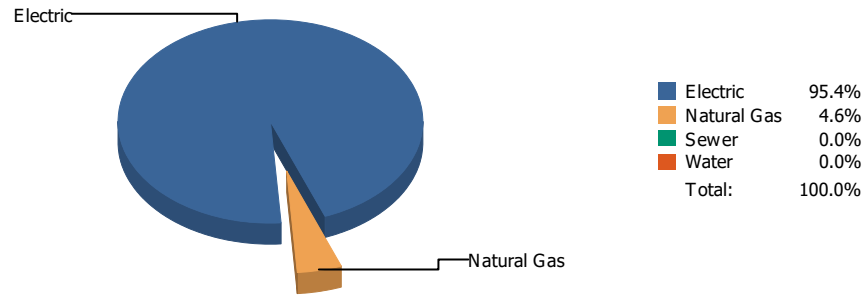


Cost

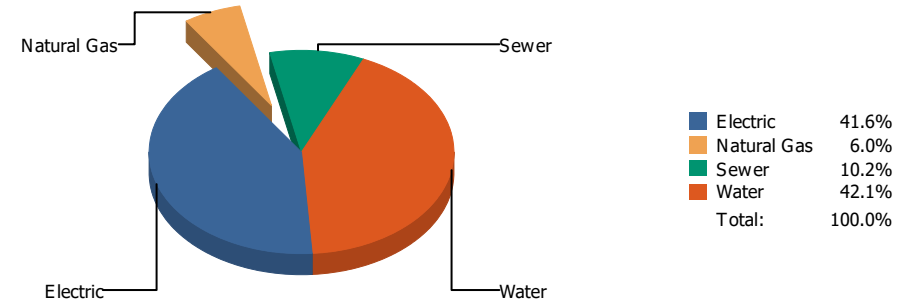


Commodity	Common Use	Energy Use	Energy Use / Area	Total Cost	Cost / Unit	Cost / Area
Place: [BLISS] BLISS 105 [BUILDING] Area: 78,820 SqFt Billing Period: Jul 2023						
ELECTRIC	25,518.00 kWh	87,067 KBtu	1.105 KBtu/SqFt	\$2,001.28	\$0.078 /kWh	\$0.025 /SqFt
NATURALGAS	731.00 CCF	75,293 KBtu	0.955 KBtu/SqFt	\$907.45	\$1.241 /CCF	\$0.012 /SqFt
SEWER	84.00 CCF			\$694.79	\$8.271 /CCF	\$0.009 /SqFt
WATER	1,182.00 CCF			\$11,230.86	\$9.502 /CCF	\$0.142 /SqFt
Totals:		162,360 KBtu	2.060 KBtu/SqFt	\$14,834.38		

Energy



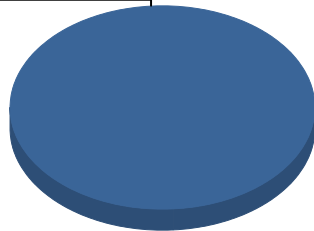
Cost



Commodity	Common Use	Energy Use	Energy Use / Area	Total Cost	Cost / Unit	Cost / Area
Place: [BOBBY_JOE_HILL] BOBBY JOE HILL 059 [BUILDING]						
Area: 0 SqFt						
Billing Period: Jul 2023						
ELECTRIC	37,468.00 kWh	127,841 KBtu		\$5,737.62	\$0.153 /kWh	
NATURALGAS	60.00 CCF	6,180 KBtu		\$829.95	\$13.833 /CCF	
SEWER	119.00 CCF			\$1,408.17	\$11.833 /CCF	
WATER	1,223.00 CCF			\$5,803.47	\$4.745 /CCF	
Totals:		134,021 KBtu		\$13,779.21		

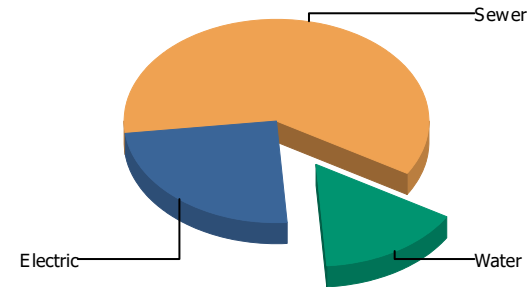
Energy

Electric



Electric 100.0%
 Sewer 0.0%
 Water 0.0%
 Total: 100.0%

Cost

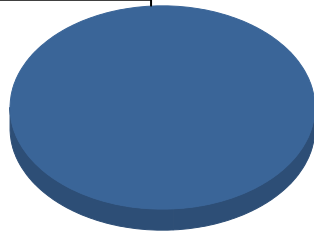


Electric 24.3%
 Sewer 60.6%
 Water 15.2%
 Total: 100.0%

Commodity	Common Use	Energy Use	Energy Use / Area	Total Cost	Cost / Unit	Cost / Area
Place: [BOND_2] BOND 160 [BUILDING] Area: 89,988 SqFt Billing Period: Jul 2023						
ELECTRIC	1,305.00 kWh	4,453 KBtu	0.049 KBtu/SqFt	\$230.26	\$0.176 /kWh	\$0.002 /SqFt
SEWER	7.00 CCF			\$574.42	\$82.060 /CCF	\$0.006 /SqFt
WATER	3.00 CCF			\$143.87	\$47.957 /CCF	\$0.001 /SqFt
Totals:		4,453 KBtu	0.049 KBtu/SqFt	\$948.55		

Energy

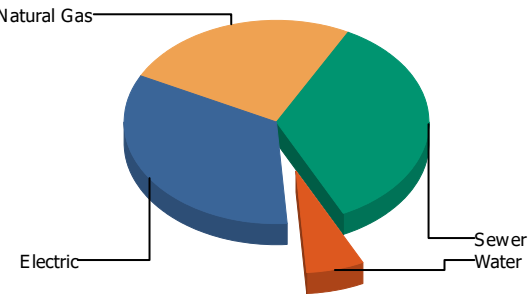
Electric



Electric	100.0%
Natural Gas	0.0%
Sewer	0.0%
Water	0.0%
Total:	100.0%

Cost

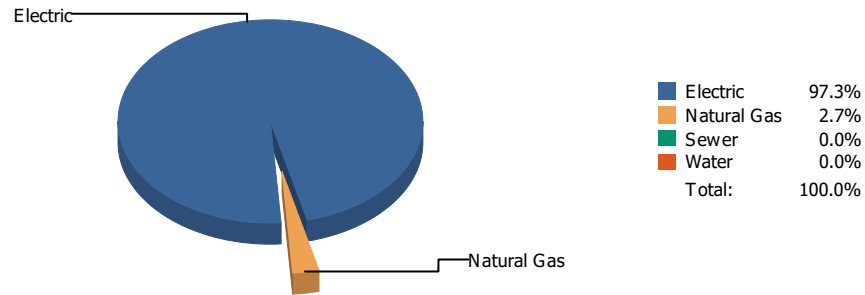
Natural Gas



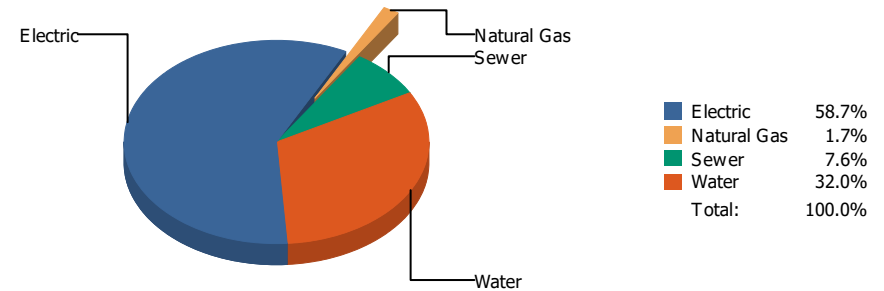
Electric	33.7%
Natural Gas	25.1%
Sewer	35.2%
Water	6.0%
Total:	100.0%

Commodity	Common Use	Energy Use	Energy Use / Area	Total Cost	Cost / Unit	Cost / Area
Place: [BONHAM] BONHAM 106 [BUILDING]						
Area: 53,522 SqFt						
Billing Period: Jul 2023						
ELECTRIC	2,229.00 kWh	7,605 KBtu	0.142 KBtu/SqFt	\$311.73	\$0.140 /kWh	\$0.006 /SqFt
NATURALGAS	0.00 CCF	0 KBtu	0.000 KBtu/SqFt	\$231.98	\$0.000 /CCF	\$0.004 /SqFt
SEWER	5.00 CCF			\$325.24	\$65.048 /CCF	\$0.006 /SqFt
WATER	0.00 CCF			\$55.85	\$0.000 /CCF	\$0.001 /SqFt
Totals:		7,605 KBtu	0.142 KBtu/SqFt	\$924.80		

Energy

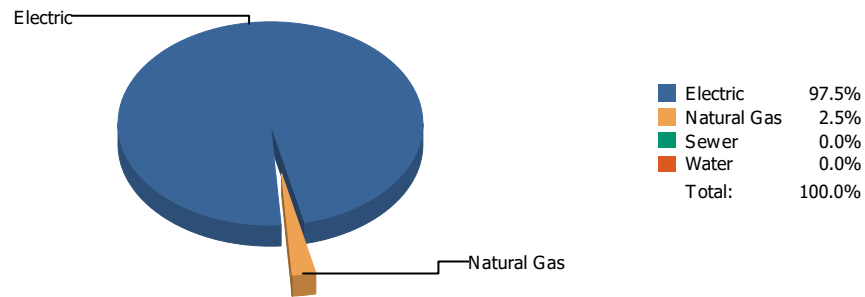


Cost

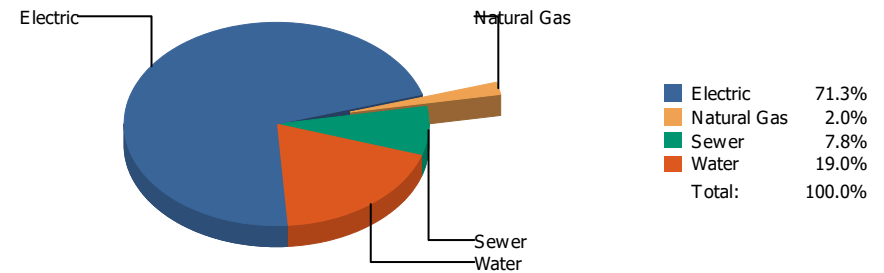


Commodity	Common Use	Energy Use	Energy Use / Area	Total Cost	Cost / Unit	Cost / Area
Place: [BOWIE] BOWIE 003 [BUILDING]						
Area: 282,931 SqFt						
Billing Period: Jul 2023						
ELECTRIC	194,528.00 kWh	663,730 KBtu	2.346 KBtu/SqFt	\$20,590.41	\$0.106 /kWh	\$0.073 /SqFt
NATURALGAS	176.00 CCF	18,128 KBtu	0.064 KBtu/SqFt	\$603.56	\$3.429 /CCF	\$0.002 /SqFt
SEWER	405.00 CCF			\$2,663.72	\$6.577 /CCF	\$0.009 /SqFt
WATER	3,188.00 CCF			\$11,246.30	\$3.528 /CCF	\$0.040 /SqFt
Totals:		681,858 KBtu	2.410 KBtu/SqFt	\$35,103.99		

Energy

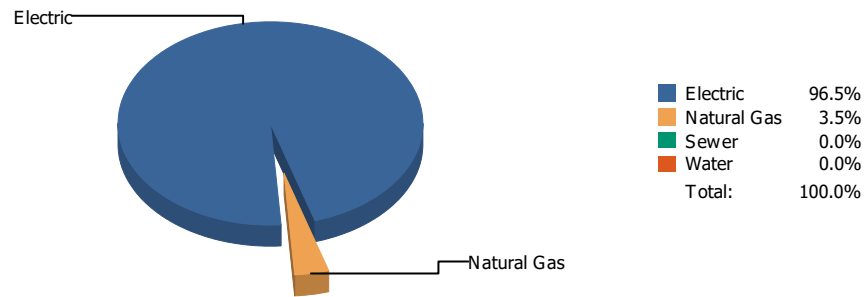


Cost

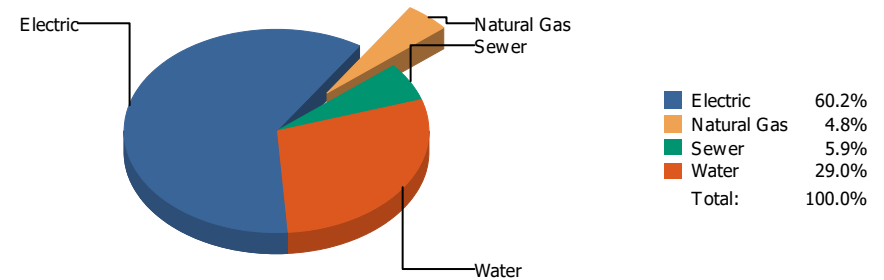


Commodity	Common Use	Energy Use	Energy Use / Area	Total Cost	Cost / Unit	Cost / Area
Place: [BROWN] BROWN MIDDLE SCHOOL 056 [BUILDING]						
Area: 173,263 SqFt						
Billing Period: Jul 2023						
ELECTRIC	75,600.00 kWh	257,947 KBtu	1.489 KBtu/SqFt	\$10,306.44	\$0.136 /kWh	\$0.059 /SqFt
NATURALGAS	63.00 CCF	6,489 KBtu	0.037 KBtu/SqFt	\$281.94	\$4.475 /CCF	\$0.002 /SqFt
SEWER	143.00 CCF			\$1,121.62	\$7.843 /CCF	\$0.006 /SqFt
WATER	455.00 CCF			\$2,738.57	\$6.019 /CCF	\$0.016 /SqFt
Totals:		264,436 KBtu	1.526 KBtu/SqFt	\$14,448.57		

Energy



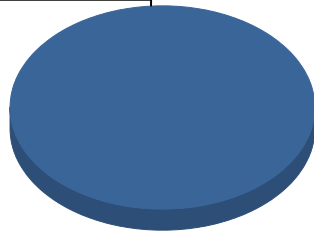
Cost



Commodity	Common Use	Energy Use	Energy Use / Area	Total Cost	Cost / Unit	Cost / Area
Place: [BURGES] BURGES 004 [BUILDING]						
Area: 241,219 SqFt						
Billing Period: Jul 2023						
ELECTRIC	135,109.00 kWh	460,992 KBtu	1.911 KBtu/SqFt	\$21,800.44	\$0.161 /kWh	\$0.090 /SqFt
NATURALGAS	163.00 CCF	16,789 KBtu	0.070 KBtu/SqFt	\$1,754.17	\$10.762 /CCF	\$0.007 /SqFt
SEWER	195.00 CCF			\$2,153.82	\$11.045 /CCF	\$0.009 /SqFt
WATER	1,424.00 CCF			\$10,500.76	\$7.374 /CCF	\$0.043 /SqFt
Totals:		477,781 KBtu	1.981 KBtu/SqFt	\$36,209.19		

Energy

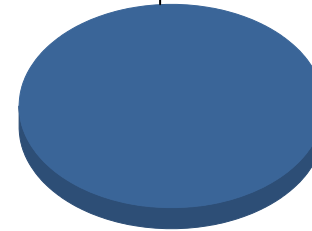
Electric



■ Electric 100.0%
Total: 100.0%

Cost

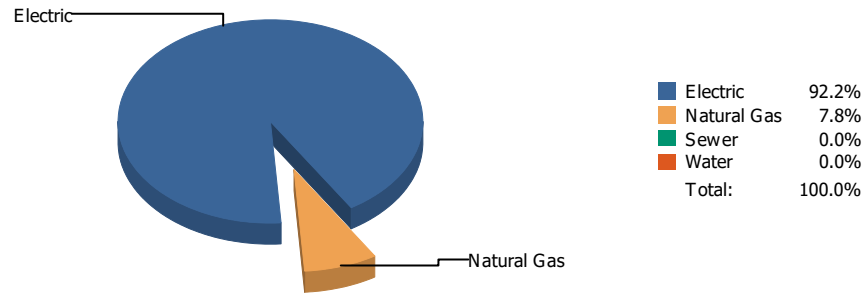
Electric



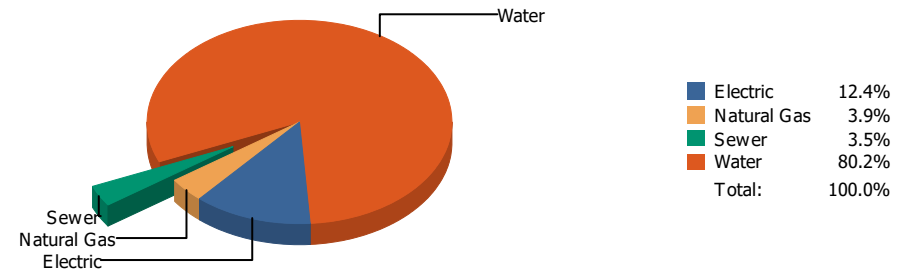
■ Electric 100.0%
Total: 100.0%

Commodity	Common Use	Energy Use	Energy Use / Area	Total Cost	Cost / Unit	Cost / Area
Place: [BURLESON] BURLESON 107 [BUILDING]						
Area: 73,772 SqFt						
Billing Period: Jul 2023						
ELECTRIC	887.00 kWh	3,026 KBtu	0.041 KBtu/SqFt	\$155.03	\$0.175 /kWh	\$0.002 /SqFt
Totals:		3,026 KBtu	0.041 KBtu/SqFt	\$155.03		

Energy

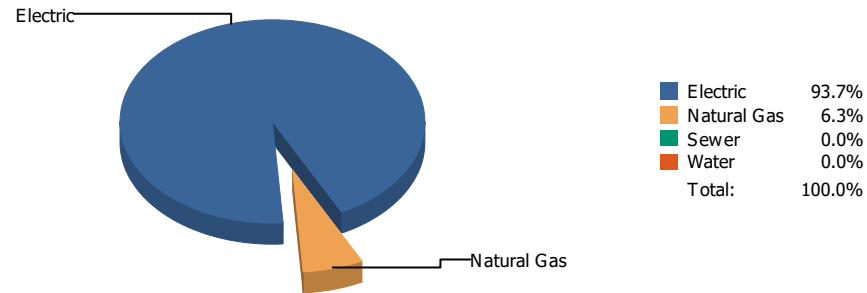


Cost

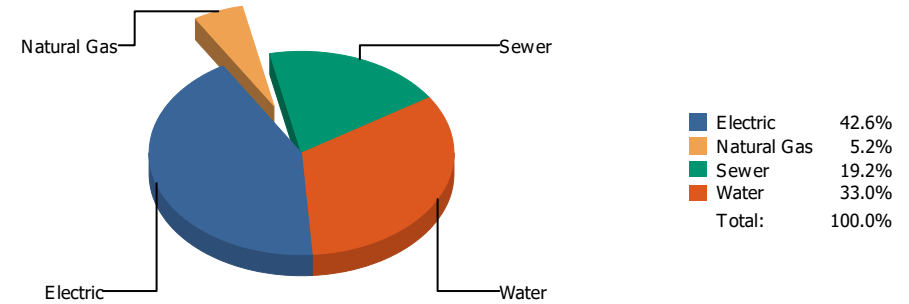


Commodity	Common Use	Energy Use	Energy Use / Area	Total Cost	Cost / Unit	Cost / Area
Place: [BURNET] BURNET 108 [BUILDING]						
Area: 50,520 SqFt						
Billing Period: Jul 2023						
ELECTRIC	13,908.00 kWh	47,454 KBtu	0.939 KBtu/SqFt	\$1,592.48	\$0.115 /kWh	\$0.031 /SqFt
NATURALGAS	39.00 CCF	4,017 KBtu	0.080 KBtu/SqFt	\$495.32	\$12.701 /CCF	\$0.010 /SqFt
SEWER	29.00 CCF			\$451.00	\$15.552 /CCF	\$0.009 /SqFt
WATER	1,067.00 CCF			\$10,281.35	\$9.636 /CCF	\$0.203 /SqFt
Totals:		51,471 KBtu	1.019 KBtu/SqFt	\$12,820.15		

Energy

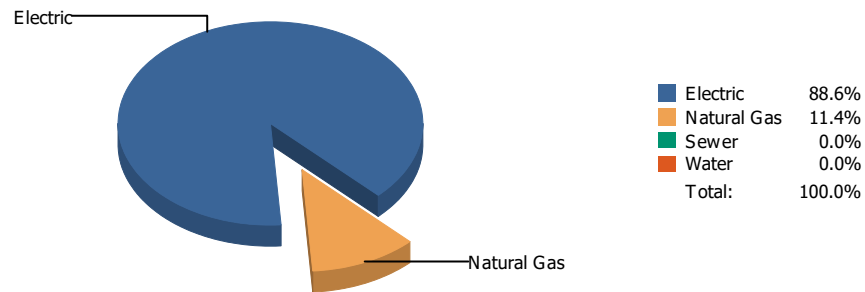


Cost

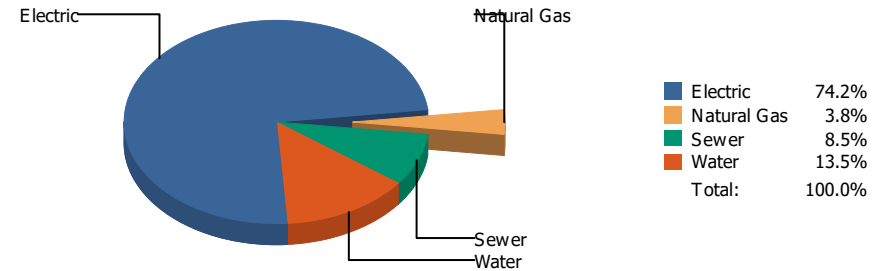


Commodity	Common Use	Energy Use	Energy Use / Area	Total Cost	Cost / Unit	Cost / Area
Place: [CANYON-HILLS] CANYON HILLS 043 [BUILDING]						
Area: 133,149 SqFt						
Billing Period: Jul 2023						
ELECTRIC	29,850.00 kWh	101,848 KBtu	0.765 KBtu/SqFt	\$4,262.39	\$0.143 /kWh	\$0.032 /SqFt
NATURALGAS	67.00 CCF	6,901 KBtu	0.052 KBtu/SqFt	\$517.09	\$7.718 /CCF	\$0.004 /SqFt
SEWER	200.00 CCF			\$1,918.16	\$9.591 /CCF	\$0.014 /SqFt
WATER	502.00 CCF			\$3,302.82	\$6.579 /CCF	\$0.025 /SqFt
Totals:		108,749 KBtu	0.817 KBtu/SqFt	\$10,000.46		

Energy

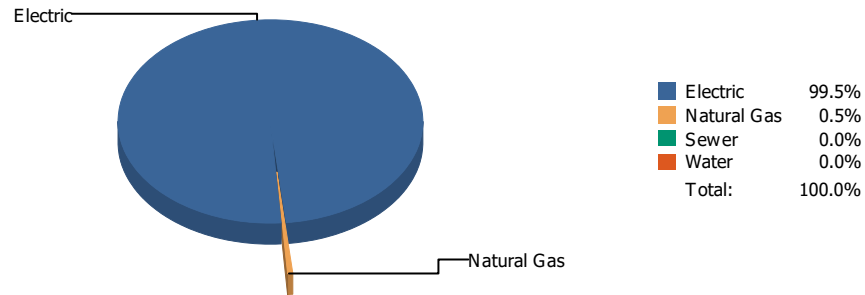


Cost

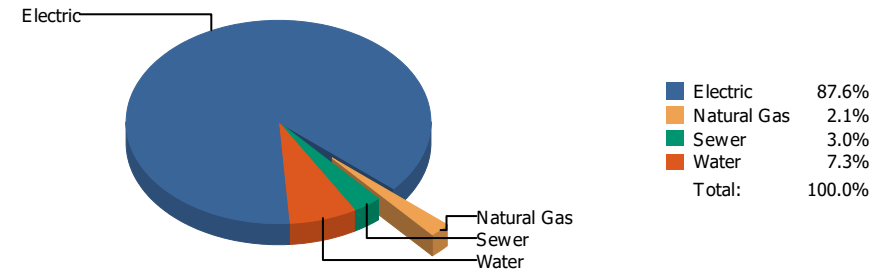


Commodity	Common Use	Energy Use	Energy Use / Area	Total Cost	Cost / Unit	Cost / Area
Place: [CAREER] CAREER AND TECHNOLOGY [BUILDING]						
Area: 146,485 SqFt						
Billing Period: Jul 2023						
ELECTRIC	52,132.00 kWh	177,874 KBtu	1.214 KBtu/SqFt	\$7,895.80	\$0.151 /kWh	\$0.054 /SqFt
NATURALGAS	223.00 CCF	22,969 KBtu	0.157 KBtu/SqFt	\$409.40	\$1.836 /CCF	\$0.003 /SqFt
SEWER	103.00 CCF			\$902.26	\$8.760 /CCF	\$0.006 /SqFt
WATER	279.00 CCF			\$1,435.75	\$5.146 /CCF	\$0.010 /SqFt
Totals:		200,843 KBtu	1.371 KBtu/SqFt	\$10,643.21		

Energy

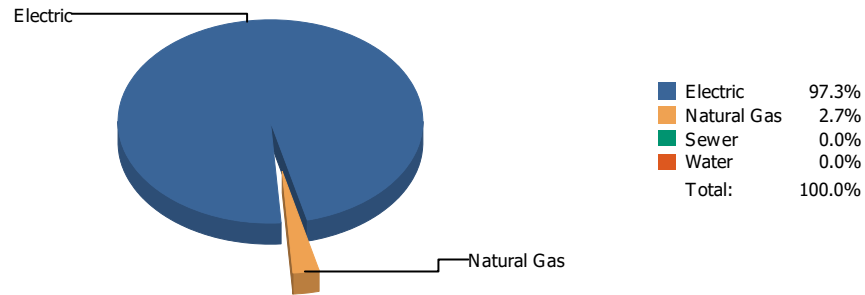


Cost

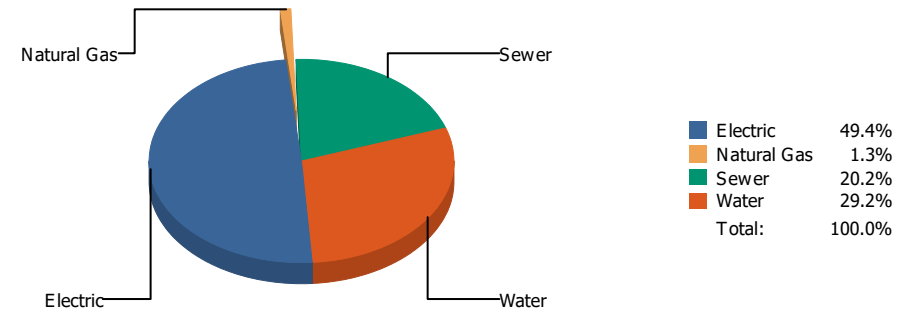


Commodity	Common Use	Energy Use	Energy Use / Area	Total Cost	Cost / Unit	Cost / Area
Place: [CENTRAL_OFFICE_STANTON] CENTRAL OFFICE STANTON [BUILDING]						
Area: 131,287 SqFt						
Billing Period: Jul 2023						
ELECTRIC	155,241.00 kWh	529,682 KBtu	4.035 KBtu/SqFt	\$20,603.82	\$0.133 /kWh	\$0.157 /SqFt
NATURALGAS	25.00 CCF	2,575 KBtu	0.020 KBtu/SqFt	\$483.79	\$19.352 /CCF	\$0.004 /SqFt
SEWER	35.00 CCF			\$713.38	\$20.382 /CCF	\$0.005 /SqFt
WATER	108.00 CCF			\$1,712.14	\$15.853 /CCF	\$0.013 /SqFt
Totals:		532,257 KBtu	4.054 KBtu/SqFt	\$23,513.13		

Energy

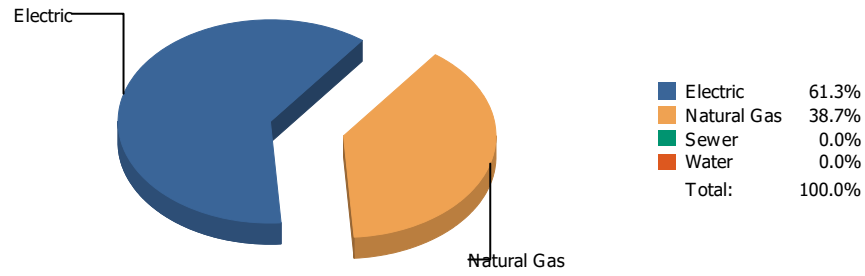


Cost

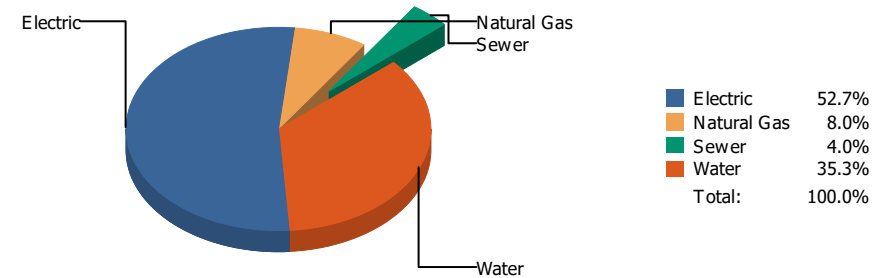


Commodity	Common Use	Energy Use	Energy Use / Area	Total Cost	Cost / Unit	Cost / Area
Place: [CHAPIN] CHAPIN 012 [BUILDING]						
Area: 273,727 SqFt						
Billing Period: Jul 2023						
ELECTRIC	250,192.00 kWh	853,655 KBtu	3.119 KBtu/SqFt	\$24,352.14	\$0.097 /kWh	\$0.089 /SqFt
NATURALGAS	233.00 CCF	23,999 KBtu	0.088 KBtu/SqFt	\$636.83	\$2.733 /CCF	\$0.002 /SqFt
SEWER	950.00 CCF			\$9,962.12	\$10.486 /CCF	\$0.036 /SqFt
WATER	1,550.00 CCF			\$14,384.16	\$9.280 /CCF	\$0.052 /SqFt
Totals:		877,654 KBtu	3.206 KBtu/SqFt	\$49,335.25		

Energy

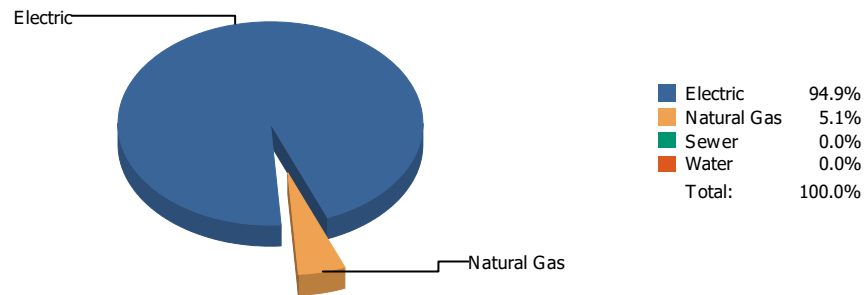


Cost

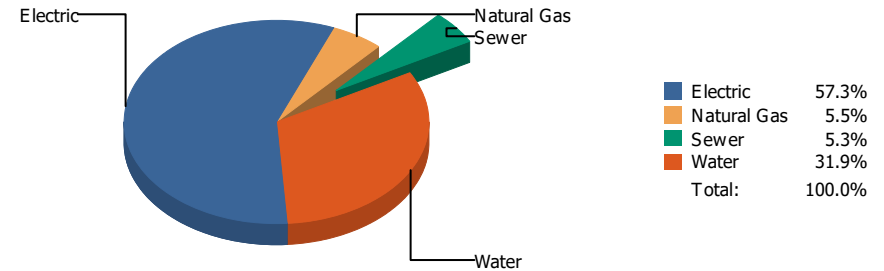


Commodity	Common Use	Energy Use	Energy Use / Area	Total Cost	Cost / Unit	Cost / Area
Place: [CHARLES] H.E. CHARLES 045 [BUILDING]						
Area: 107,867 SqFt						
Billing Period: Jul 2023						
ELECTRIC	44,303.00 kWh	151,162 KBtu	1.401 KBtu/SqFt	\$7,865.24	\$0.178 /kWh	\$0.073 /SqFt
NATURALGAS	925.00 CCF	95,275 KBtu	0.883 KBtu/SqFt	\$1,197.63	\$1.295 /CCF	\$0.011 /SqFt
SEWER	5.00 CCF			\$599.98	\$119.996 /CCF	\$0.006 /SqFt
WATER	702.00 CCF			\$5,271.13	\$7.509 /CCF	\$0.049 /SqFt
Totals:		246,437 KBtu	2.285 KBtu/SqFt	\$14,933.98		

Energy



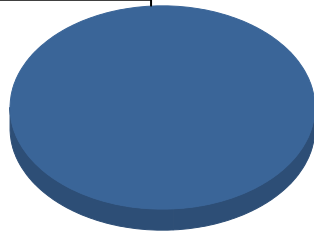
Cost



Commodity	Common Use	Energy Use	Energy Use / Area	Total Cost	Cost / Unit	Cost / Area
Place: [CIELO-VISTA] CIELO VISTA 151 [BUILDING] Area: 66,034 SqFt Billing Period: Jul 2023						
ELECTRIC	31,000.00 kWh	105,772 KBtu	1.602 KBtu/SqFt	\$5,254.25	\$0.169 /kWh	\$0.080 /SqFt
NATURALGAS	55.00 CCF	5,665 KBtu	0.086 KBtu/SqFt	\$507.58	\$9.229 /CCF	\$0.008 /SqFt
SEWER	28.00 CCF			\$483.11	\$17.254 /CCF	\$0.007 /SqFt
WATER	545.00 CCF			\$2,925.95	\$5.369 /CCF	\$0.044 /SqFt
Totals:		111,437 KBtu	1.688 KBtu/SqFt	\$9,170.89		

Energy

Electric



Electric	100.0%
Natural Gas	0.0%
Sewer	0.0%
Water	0.0%
Total:	100.0%

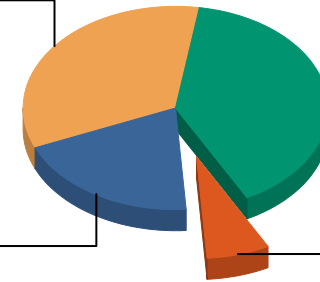
Cost

Natural Gas

Sewer

Electric

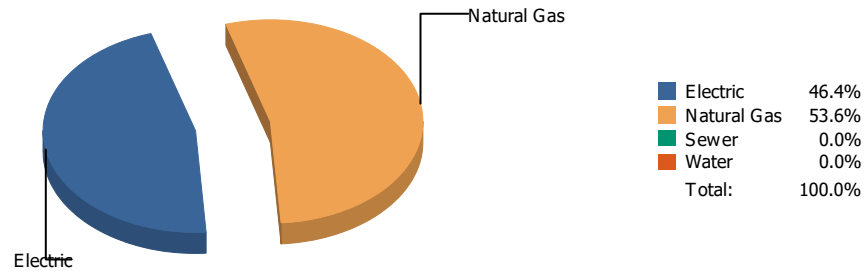
Water



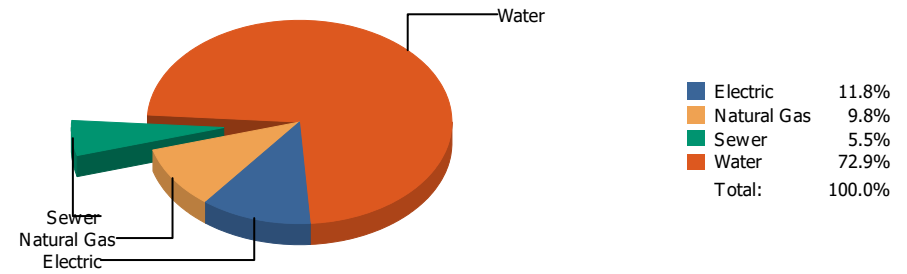
Electric	19.8%
Natural Gas	33.7%
Sewer	39.8%
Water	6.6%
Total:	100.0%

Commodity	Common Use	Energy Use	Energy Use / Area	Total Cost	Cost / Unit	Cost / Area
Place: [CLARDY] CLARDY 109 [BUILDING]						
Area: 70,700 SqFt						
Billing Period: Jul 2023						
ELECTRIC	1,963.00 kWh	6,698 KBtu	0.095 KBtu/SqFt	\$272.78	\$0.139 /kWh	\$0.004 /SqFt
NATURALGAS	0.00 CCF	0 KBtu	0.000 KBtu/SqFt	\$463.96	\$0.000 /CCF	\$0.006 /SqFt
SEWER	0.00 CCF			\$547.96	\$0.000 /CCF	\$0.008 /SqFt
WATER	0.00 CCF			\$91.40	\$0.000 /CCF	\$0.001 /SqFt
Totals:		6,698 KBtu	0.095 KBtu/SqFt	\$1,376.10		

Energy

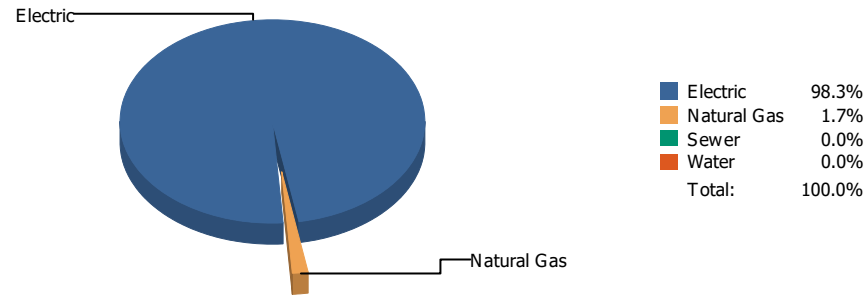


Cost

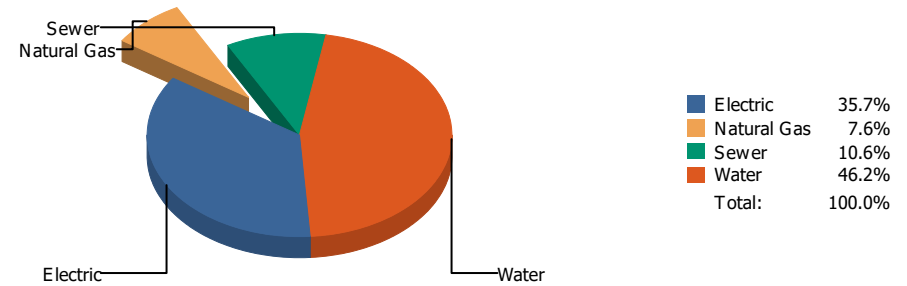


Commodity	Common Use	Energy Use	Energy Use / Area	Total Cost	Cost / Unit	Cost / Area
Place: [CLEDENIN] CLEDENIN 149 [BUILDING] Area: 62,721 SqFt Billing Period: Jul 2023						
ELECTRIC	3,080.00 kWh	10,509 KBtu	0.168 KBtu/SqFt	\$390.22	\$0.127 /kWh	\$0.006 /SqFt
NATURALGAS	118.00 CCF	12,154 KBtu	0.194 KBtu/SqFt	\$325.57	\$2.759 /CCF	\$0.005 /SqFt
SEWER	3.00 CCF			\$182.03	\$60.677 /CCF	\$0.003 /SqFt
WATER	266.00 CCF			\$2,409.96	\$9.060 /CCF	\$0.038 /SqFt
Totals:		22,663 KBtu	0.361 KBtu/SqFt	\$3,307.78		

Energy

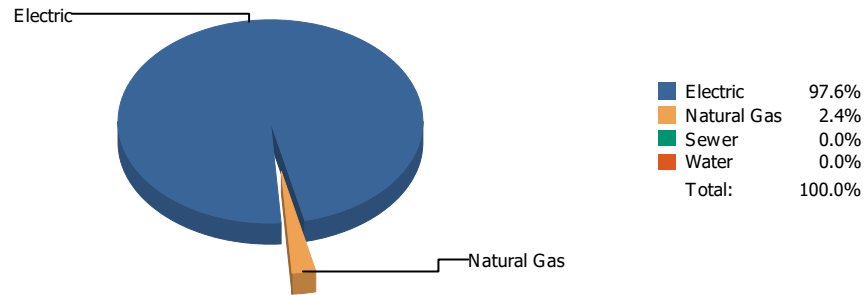


Cost

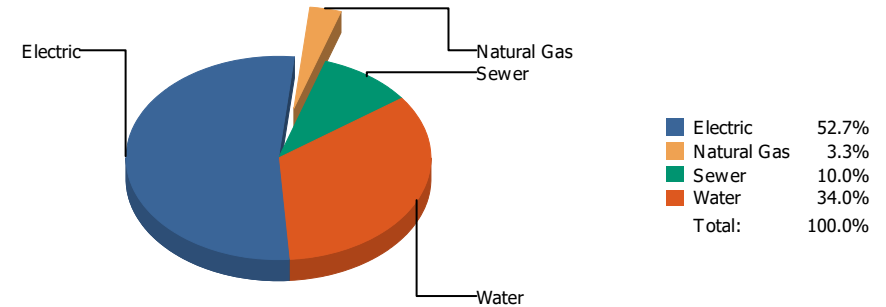


Commodity	Common Use	Energy Use	Energy Use / Area	Total Cost	Cost / Unit	Cost / Area
Place: [COLDWELL] COLDWELL 110 [BUILDING]						
Area: 67,310 SqFt						
Billing Period: Jul 2023						
ELECTRIC	21,439.00 kWh	73,150 KBtu	1.087 KBtu/SqFt	\$2,236.33	\$0.104 /kWh	\$0.033 /SqFt
NATURALGAS	12.00 CCF	1,236 KBtu	0.018 KBtu/SqFt	\$473.70	\$39.475 /CCF	\$0.007 /SqFt
SEWER	50.00 CCF			\$666.03	\$13.321 /CCF	\$0.010 /SqFt
WATER	600.00 CCF			\$2,896.94	\$4.828 /CCF	\$0.043 /SqFt
Totals:		74,386 KBtu	1.105 KBtu/SqFt	\$6,273.00		

Energy

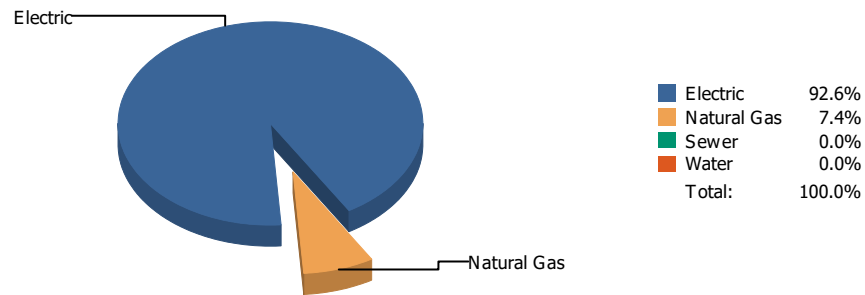


Cost

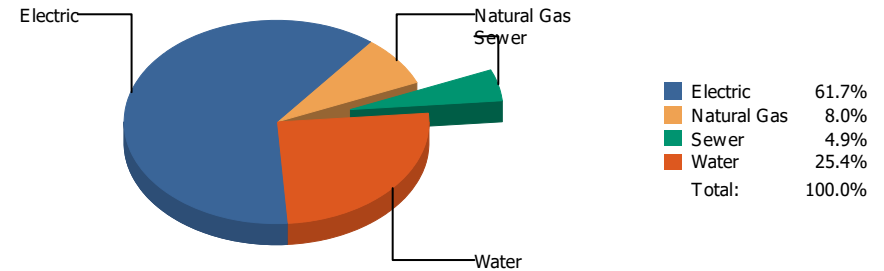


Commodity	Common Use	Energy Use	Energy Use / Area	Total Cost	Cost / Unit	Cost / Area
Place: [COOLEY] COOLEY 111 [BUILDING]						
Area: 95,590 SqFt						
Billing Period: Jul 2023						
ELECTRIC	43,400.00 kWh	148,081 KBtu	1.549 KBtu/SqFt	\$7,888.13	\$0.182 /kWh	\$0.083 /SqFt
NATURALGAS	35.00 CCF	3,605 KBtu	0.038 KBtu/SqFt	\$492.07	\$14.059 /CCF	\$0.005 /SqFt
SEWER	126.00 CCF			\$1,501.27	\$11.915 /CCF	\$0.016 /SqFt
WATER	600.00 CCF			\$5,084.92	\$8.475 /CCF	\$0.053 /SqFt
Totals:		151,686 KBtu	1.587 KBtu/SqFt	\$14,966.39		

Energy

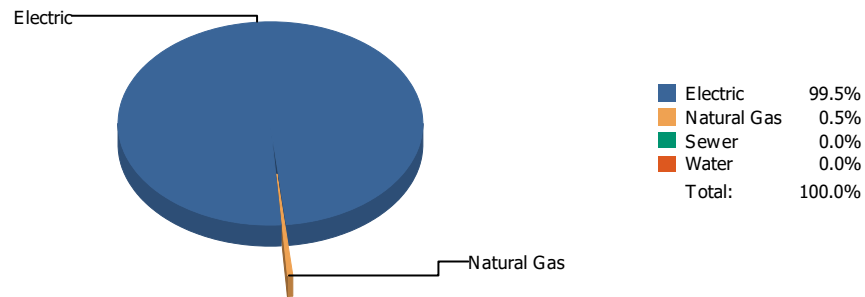


Cost

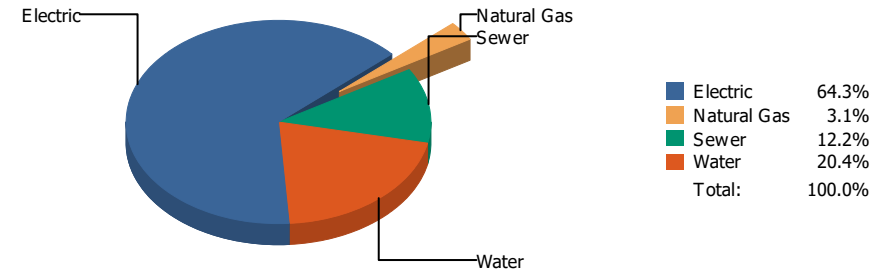


Commodity	Common Use	Energy Use	Energy Use / Area	Total Cost	Cost / Unit	Cost / Area
Place: [CORONADO] CORONADO 005 [BUILDING]						
Area: 406,757 SqFt						
Billing Period: Jul 2023						
ELECTRIC	181,969.00 kWh	620,878 KBtu	1.526 KBtu/SqFt	\$31,420.50	\$0.173 /kWh	\$0.076 /SqFt
NATURALGAS	481.00 CCF	49,543 KBtu	0.122 KBtu/SqFt	\$4,093.63	\$8.511 /CCF	\$0.009 /SqFt
SEWER	441.00 CCF			\$2,501.88	\$5.673 /CCF	\$0.006 /SqFt
WATER	3,829.00 CCF			\$12,915.14	\$3.373 /CCF	\$0.031 /SqFt
Totals:		670,421 KBtu	1.648 KBtu/SqFt	\$50,931.15		

Energy

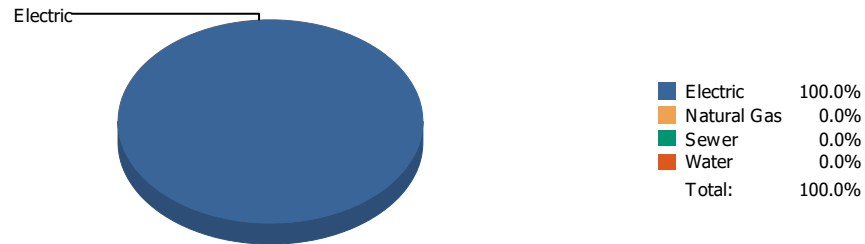


Cost

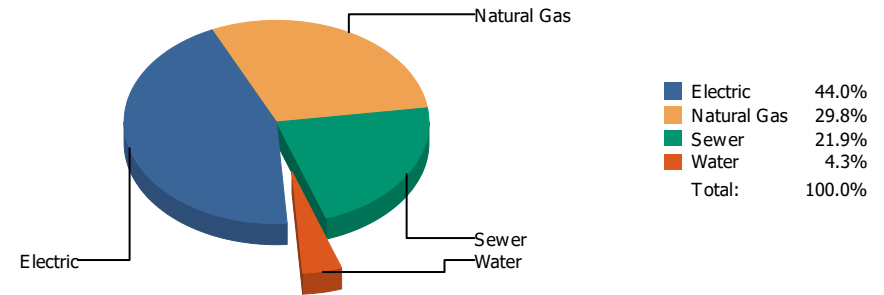


Commodity	Common Use	Energy Use	Energy Use / Area	Total Cost	Cost / Unit	Cost / Area
Place: [CROCKETT_1] CROCKETT 112 [BUILDING]						
Area: 92,585 SqFt						
Billing Period: Jul 2023						
ELECTRIC	31,579.00 kWh	107,748 KBtu	1.164 KBtu/SqFt	\$4,956.19	\$0.157 /kWh	\$0.054 /SqFt
NATURALGAS	5.00 CCF	515 KBtu	0.006 KBtu/SqFt	\$236.31	\$47.262 /CCF	\$0.003 /SqFt
SEWER	113.00 CCF			\$939.21	\$8.312 /CCF	\$0.010 /SqFt
WATER	238.00 CCF			\$1,574.24	\$6.614 /CCF	\$0.017 /SqFt
Totals:		108,263 KBtu	1.169 KBtu/SqFt	\$7,705.95		

Energy

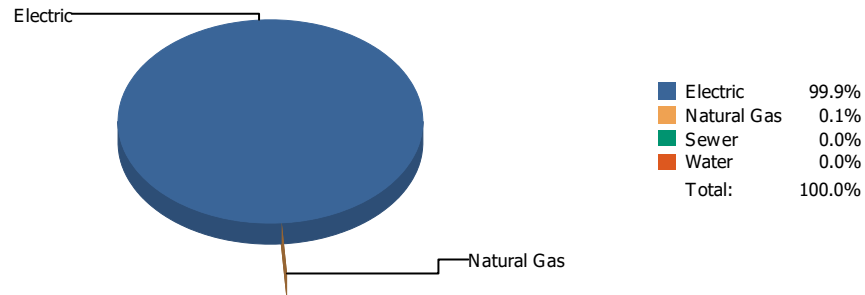


Cost

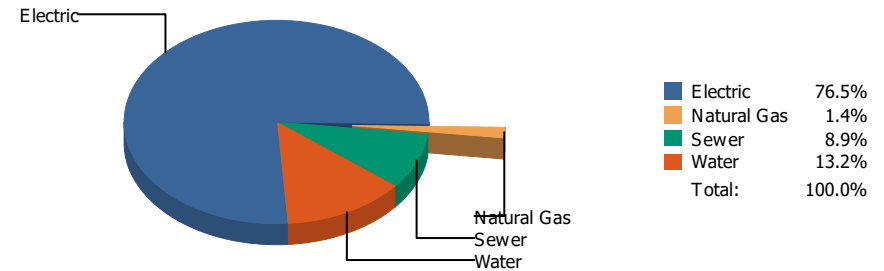


Commodity	Common Use	Energy Use	Energy Use / Area	Total Cost	Cost / Unit	Cost / Area
Place: [CROSBY] CROSBY 113 [BUILDING] Area: 83,100 SqFt Billing Period: Jul 2023						
ELECTRIC	8,520.00 kWh	29,070 KBtu	0.350 KBtu/SqFt	\$686.69	\$0.081 /kWh	\$0.008 /SqFt
NATURALGAS	0.00 CCF	0 KBtu	0.000 KBtu/SqFt	\$463.96	\$0.000 /CCF	\$0.005 /SqFt
SEWER	0.00 CCF			\$341.38	\$0.000 /CCF	\$0.004 /SqFt
WATER	2.00 CCF			\$67.14	\$33.570 /CCF	\$0.001 /SqFt
Totals:		29,070 KBtu	0.350 KBtu/SqFt	\$1,559.17		

Energy

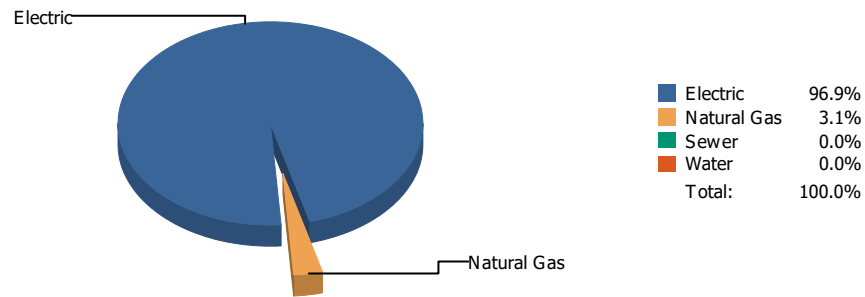


Cost

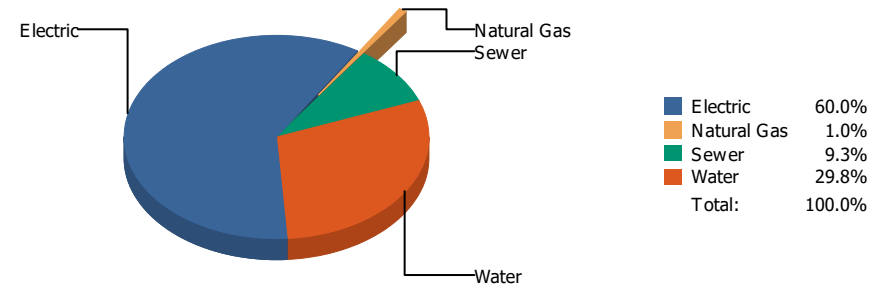


Commodity	Common Use	Energy Use	Energy Use / Area	Total Cost	Cost / Unit	Cost / Area
Place: [DELTA_OPERATIONS_CENTER_] DELTA OPERATIONS CENTER [BUILDING]						
Area: 0 SqFt						
Billing Period: Jul 2023						
ELECTRIC	59,120.00 kWh	201,717 KBtu		\$4,670.56	\$0.079 /kWh	
NATURALGAS	2.00 CCF	206 KBtu		\$88.46	\$44.230 /CCF	
SEWER	44.00 CCF			\$543.59	\$12.354 /CCF	
WATER	141.00 CCF			\$803.18	\$5.696 /CCF	
Totals:		201,923 KBtu		\$6,105.79		

Energy

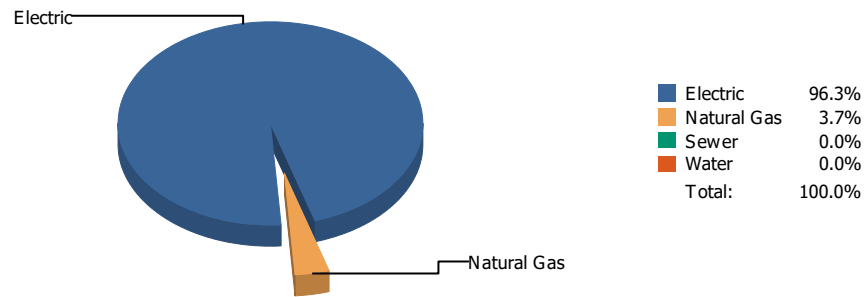


Cost

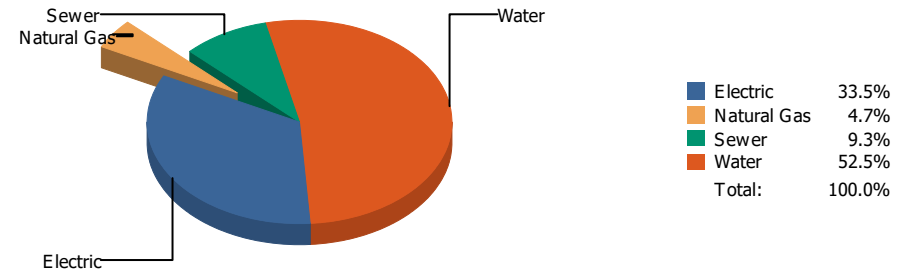


Commodity	Common Use	Energy Use	Energy Use / Area	Total Cost	Cost / Unit	Cost / Area
Place: [DONHASKINSPK8] DON HASKINS PK-8 051 [BUILDING]						
Area: 163,678 SqFt						
Billing Period: Jul 2023						
ELECTRIC	123,325.00 kWh	420,785 KBtu	2.571 KBtu/SqFt	\$20,219.65	\$0.164 /kWh	\$0.123 /SqFt
NATURALGAS	129.00 CCF	13,287 KBtu	0.081 KBtu/SqFt	\$334.30	\$2.591 /CCF	\$0.002 /SqFt
SEWER	490.00 CCF			\$3,129.49	\$6.387 /CCF	\$0.019 /SqFt
WATER	1,167.00 CCF			\$10,038.44	\$8.602 /CCF	\$0.061 /SqFt
Totals:		434,072 KBtu	2.652 KBtu/SqFt	\$33,721.88		

Energy

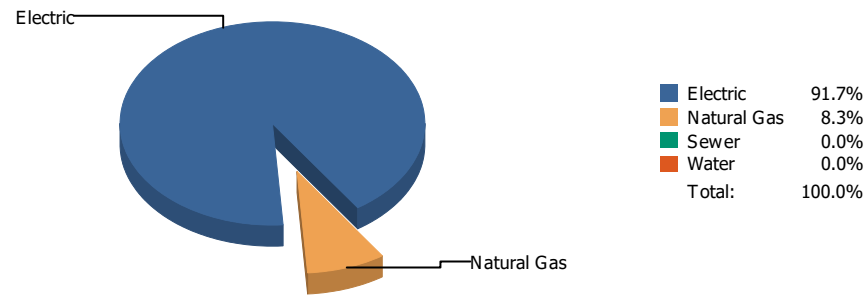


Cost

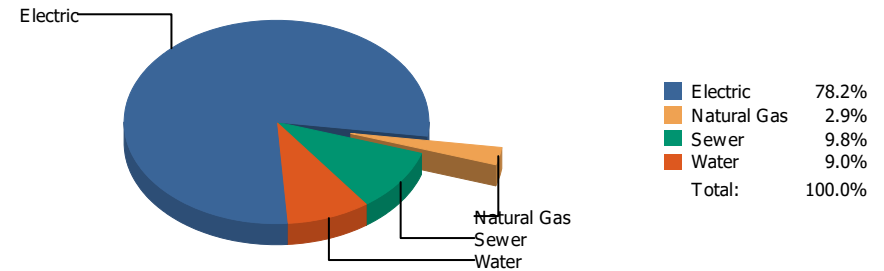


Commodity	Common Use	Energy Use	Energy Use / Area	Total Cost	Cost / Unit	Cost / Area
Place: [DOUGLASS] DOUGLASS 114 [BUILDING]						
Area: 86,903 SqFt						
Billing Period: Jul 2023						
ELECTRIC	23,088.00 kWh	78,776 KBtu	0.906 KBtu/SqFt	\$3,453.51	\$0.150 /kWh	\$0.040 /SqFt
NATURALGAS	29.00 CCF	2,987 KBtu	0.034 KBtu/SqFt	\$486.94	\$16.791 /CCF	\$0.006 /SqFt
SEWER	129.00 CCF			\$958.31	\$7.429 /CCF	\$0.011 /SqFt
WATER	669.00 CCF			\$5,409.35	\$8.086 /CCF	\$0.062 /SqFt
Totals:		81,763 KBtu	0.941 KBtu/SqFt	\$10,308.11		

Energy

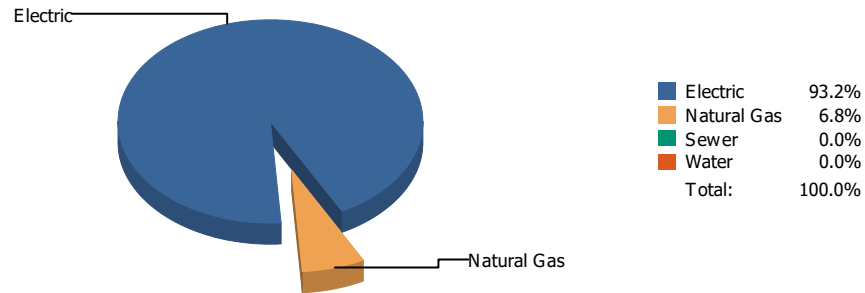


Cost

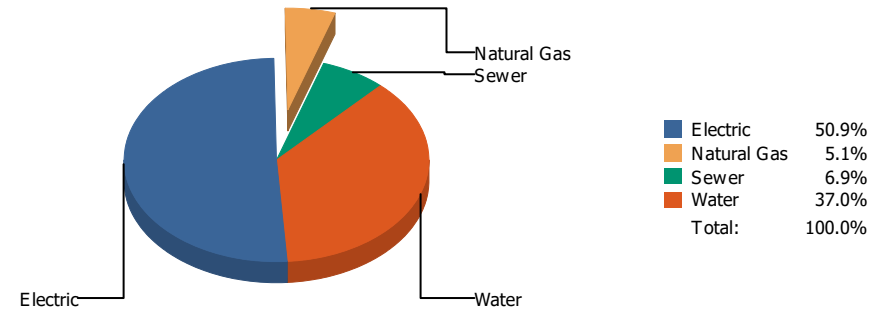


Commodity	Common Use	Energy Use	Energy Use / Area	Total Cost	Cost / Unit	Cost / Area
Place: [DRHORNEDOMIDDLESCHOOL_1] DR. HORNEDO MIDDLE SCHOOL 058 [BUILDING]						
Area: 184,871 SqFt						
Billing Period: Jul 2023						
ELECTRIC	60,000.00 kWh	204,720 KBtu	1.107 KBtu/SqFt	\$9,998.34	\$0.167 /kWh	\$0.054 /SqFt
NATURALGAS	179.00 CCF	18,437 KBtu	0.100 KBtu/SqFt	\$373.95	\$2.089 /CCF	\$0.002 /SqFt
SEWER	178.00 CCF			\$1,253.92	\$7.044 /CCF	\$0.007 /SqFt
WATER	198.00 CCF			\$1,152.62	\$5.821 /CCF	\$0.006 /SqFt
Totals:		223,157 KBtu	1.207 KBtu/SqFt	\$12,778.83		

Energy

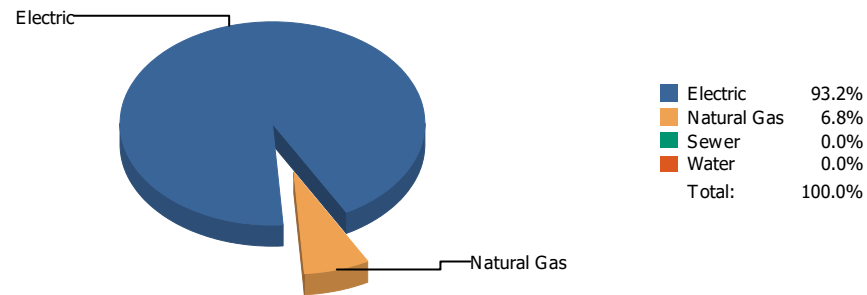


Cost

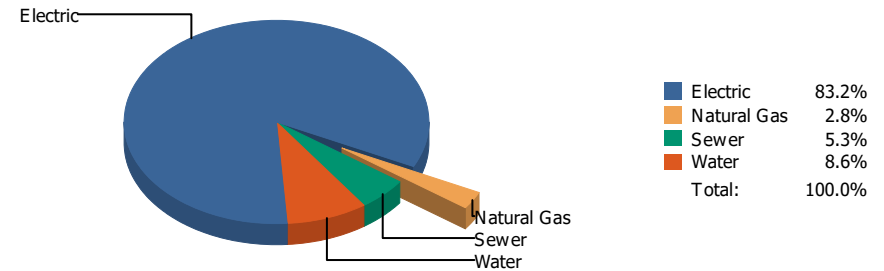


Commodity	Common Use	Energy Use	Energy Use / Area	Total Cost	Cost / Unit	Cost / Area
Place: [EL-PASO-HIGH] EL PASO HIGH 006 [BUILDING] Area: 236,062 SqFt Billing Period: Jul 2023						
ELECTRIC	161,910.00 kWh	552,437 KBtu	2.340 KBtu/SqFt	\$21,503.34	\$0.133 /kWh	\$0.090 /SqFt
NATURALGAS	391.00 CCF	40,273 KBtu	0.171 KBtu/SqFt	\$2,173.17	\$5.558 /CCF	\$0.009 /SqFt
SEWER	417.00 CCF			\$2,909.11	\$6.976 /CCF	\$0.012 /SqFt
WATER	2,156.00 CCF			\$15,633.89	\$7.251 /CCF	\$0.066 /SqFt
Totals:		592,710 KBtu	2.511 KBtu/SqFt	\$42,219.51		

Energy

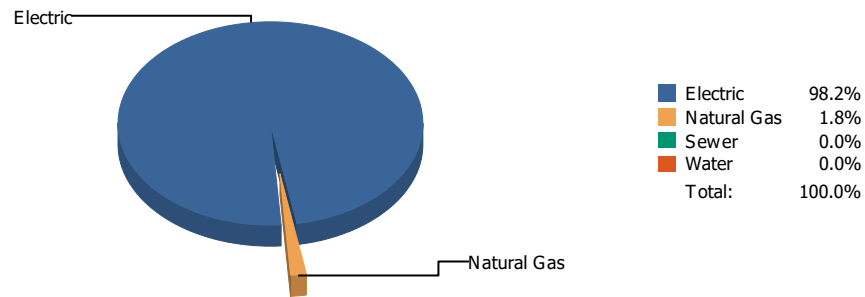


Cost

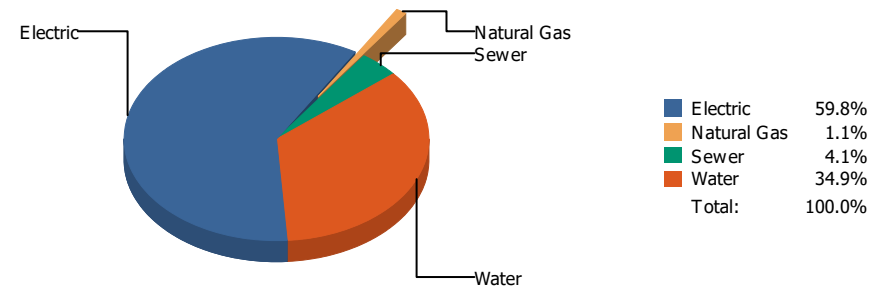


Commodity	Common Use	Energy Use	Energy Use / Area	Total Cost	Cost / Unit	Cost / Area
Place: [FRANKLIN] FRANKLIN HIGH SCHOOL 010 [BUILDING]						
Area: 329,377 SqFt						
Billing Period: Jul 2023						
ELECTRIC	123,851.00 kWh	422,580 KBtu	1.283 KBtu/SqFt	\$20,664.28	\$0.167 /kWh	\$0.062 /SqFt
NATURALGAS	301.00 CCF	31,003 KBtu	0.094 KBtu/SqFt	\$702.83	\$2.335 /CCF	\$0.002 /SqFt
SEWER	196.00 CCF			\$1,321.96	\$6.745 /CCF	\$0.004 /SqFt
WATER	412.00 CCF			\$2,134.40	\$5.181 /CCF	\$0.006 /SqFt
Totals:		453,583 KBtu	1.377 KBtu/SqFt	\$24,823.47		

Energy

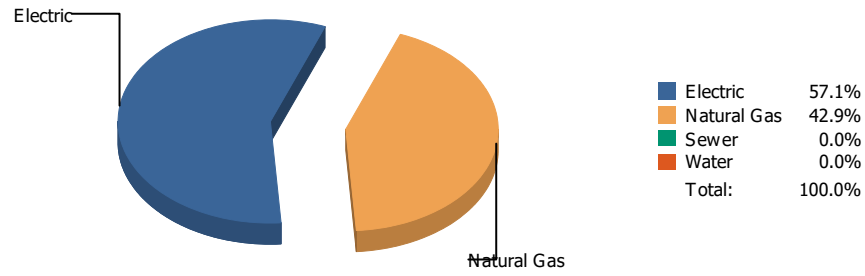


Cost

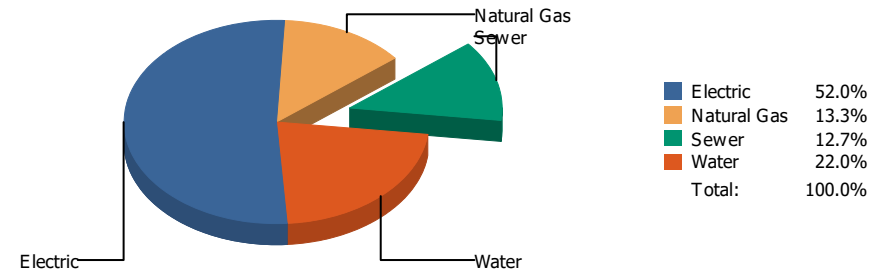


Commodity	Common Use	Energy Use	Energy Use / Area	Total Cost	Cost / Unit	Cost / Area
Place: [FRANKLIN9THGRADECENTER_2] FRANKLIN 9TH GRADE CENTER 053 [BUILDING]						
Area: 193,158 SqFt						
Billing Period: Jul 2023						
ELECTRIC	99,738.00 kWh	340,306 KBtu	1.762 KBtu/SqFt	\$14,492.58	\$0.145 /kWh	\$0.075 /SqFt
NATURALGAS	59.00 CCF	6,077 KBtu	0.031 KBtu/SqFt	\$278.77	\$4.725 /CCF	\$0.001 /SqFt
SEWER	112.00 CCF			\$1,004.44	\$8.968 /CCF	\$0.005 /SqFt
WATER	2,754.00 CCF			\$8,469.04	\$3.075 /CCF	\$0.044 /SqFt
Totals:		346,383 KBtu	1.793 KBtu/SqFt	\$24,244.83		

Energy

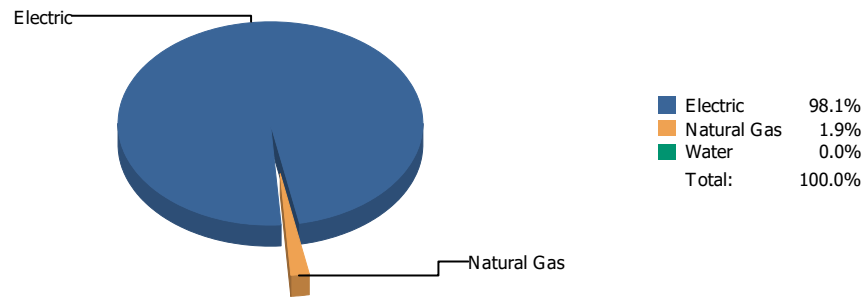


Cost

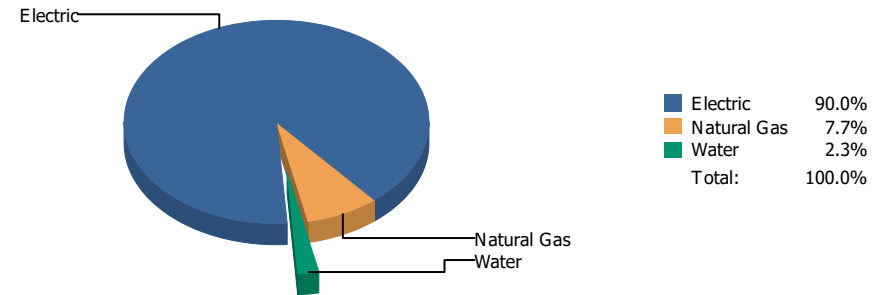


Commodity	Common Use	Energy Use	Energy Use / Area	Total Cost	Cost / Unit	Cost / Area
Place: [GABRIEL_NAVARETTEMIDDLE] GABRIEL NAVARETTE [BUILDING]						
Area: 0 SqFt						
Billing Period: Jul 2023						
ELECTRIC	84,800.00 kWh	289,338 KBtu		\$10,228.54	\$0.121 /kWh	
NATURALGAS	2,112.00 CCF	217,536 KBtu		\$2,618.89	\$1.240 /CCF	
SEWER	563.00 CCF			\$2,505.41	\$4.450 /CCF	
WATER	1,090.00 CCF			\$4,323.88	\$3.967 /CCF	
Totals:		506,874 KBtu		\$19,676.72		

Energy

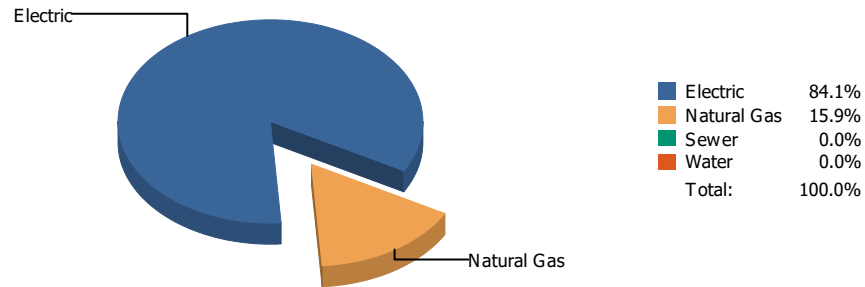


Cost

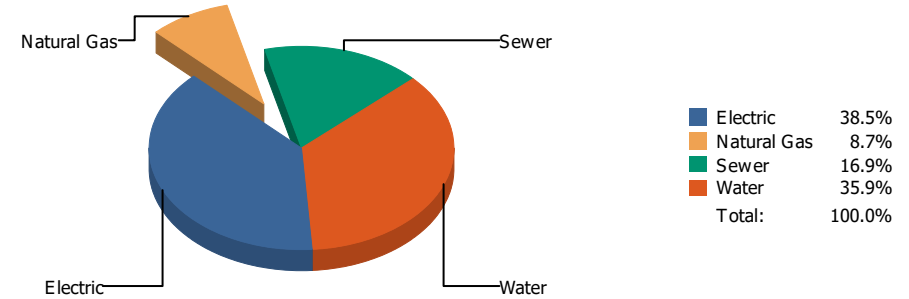


Commodity	Common Use	Energy Use	Energy Use / Area	Total Cost	Cost / Unit	Cost / Area
Place: [GAMBLE] JAMES GAMBLE WAREHOUSE [BUILDING]						
Area: 53,241 SqFt						
Billing Period: Jul 2023						
ELECTRIC	25,300.00 kWh	86,324 KBtu	1.621 KBtu/SqFt	\$2,868.84	\$0.113 /kWh	\$0.054 /SqFt
NATURALGAS	16.00 CCF	1,648 KBtu	0.031 KBtu/SqFt	\$244.95	\$15.309 /CCF	\$0.005 /SqFt
WATER	0.00 CCF			\$72.09	\$0.000 /CCF	\$0.001 /SqFt
Totals:		87,972 KBtu	1.652 KBtu/SqFt	\$3,185.88		

Energy



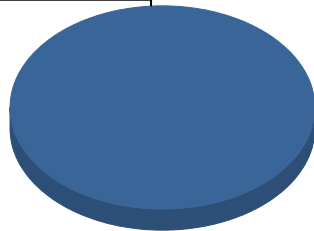
Cost



Commodity	Common Use	Energy Use	Energy Use / Area	Total Cost	Cost / Unit	Cost / Area
Place: [GREEN] GREEN ELEMENTARY SCHOOL 162 [BUILDING]						
Area: 88,156 SqFt						
Billing Period: Jul 2023						
ELECTRIC	22,500.00 kWh	76,770 KBtu	0.871 KBtu/SqFt	\$2,567.91	\$0.114 /kWh	\$0.029 /SqFt
NATURALGAS	141.00 CCF	14,523 KBtu	0.165 KBtu/SqFt	\$576.48	\$4.089 /CCF	\$0.007 /SqFt
SEWER	99.00 CCF			\$1,125.99	\$11.374 /CCF	\$0.013 /SqFt
WATER	408.00 CCF			\$2,390.88	\$5.860 /CCF	\$0.027 /SqFt
Totals:		91,293 KBtu	1.036 KBtu/SqFt	\$6,661.26		

Energy

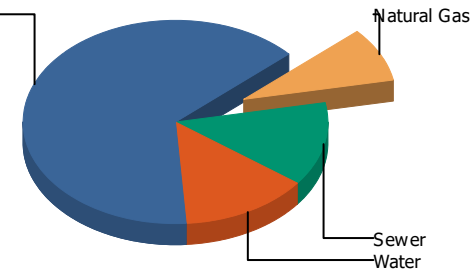
Electric



Electric	100.0%
Natural Gas	0.0%
Sewer	0.0%
Water	0.0%
Total:	100.0%

Cost

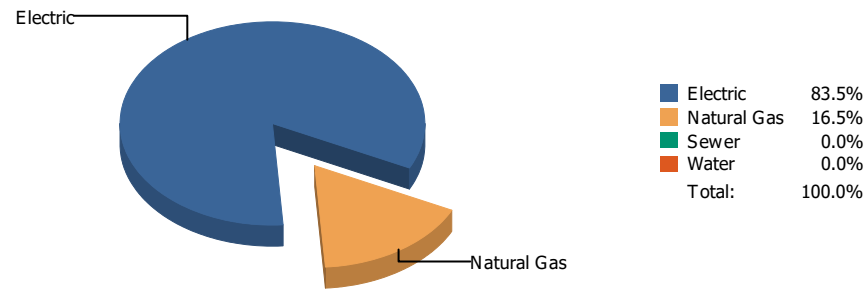
Electric



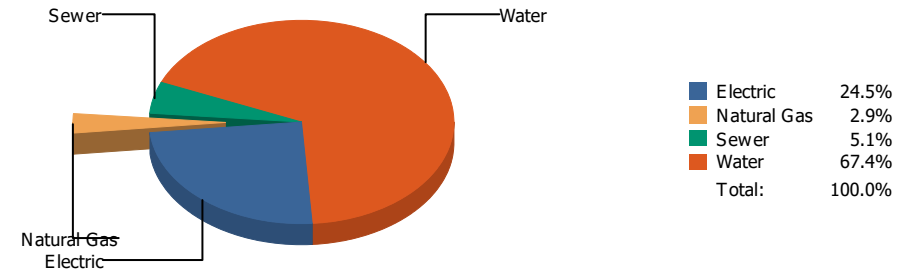
Electric	64.5%
Natural Gas	8.6%
Sewer	13.5%
Water	13.5%
Total:	100.0%

Commodity	Common Use	Energy Use	Energy Use / Area	Total Cost	Cost / Unit	Cost / Area
Place: [GUERRERO] ROSA GUERRERO ELEMENTARY 163 [BUILDING]						
Area: 88,641 SqFt						
Billing Period: Jul 2023						
ELECTRIC	25,720.00 kWh	87,757 KBtu	0.990 KBtu/SqFt	\$3,492.85	\$0.136 /kWh	\$0.039 /SqFt
NATURALGAS	0.00 CCF	0 KBtu	0.000 KBtu/SqFt	\$463.96	\$0.000 /CCF	\$0.005 /SqFt
SEWER	48.00 CCF			\$729.40	\$15.196 /CCF	\$0.008 /SqFt
WATER	135.00 CCF			\$730.63	\$5.412 /CCF	\$0.008 /SqFt
Totals:		87,757 KBtu	0.990 KBtu/SqFt	\$5,416.84		

Energy

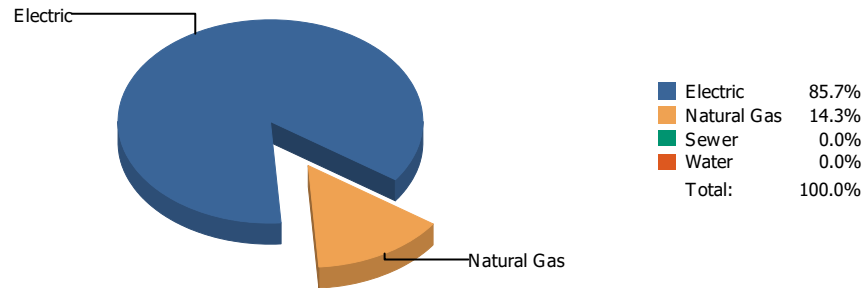


Cost

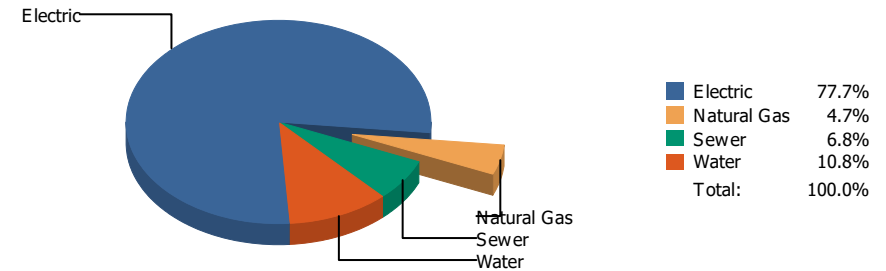


Commodity	Common Use	Energy Use	Energy Use / Area	Total Cost	Cost / Unit	Cost / Area
Place: [GUILLEN] GUILLEN 044 [BUILDING]						
Area: 223,773 SqFt						
Billing Period: Jul 2023						
ELECTRIC	36,105.00 kWh	123,190 KBtu	0.551 KBtu/SqFt	\$5,457.89	\$0.151 /kWh	\$0.024 /SqFt
NATURALGAS	237.00 CCF	24,411 KBtu	0.109 KBtu/SqFt	\$651.94	\$2.751 /CCF	\$0.003 /SqFt
SEWER	158.00 CCF			\$1,145.20	\$7.248 /CCF	\$0.005 /SqFt
WATER	2,278.00 CCF			\$15,015.98	\$6.592 /CCF	\$0.067 /SqFt
Totals:		147,601 KBtu	0.660 KBtu/SqFt	\$22,271.01		

Energy

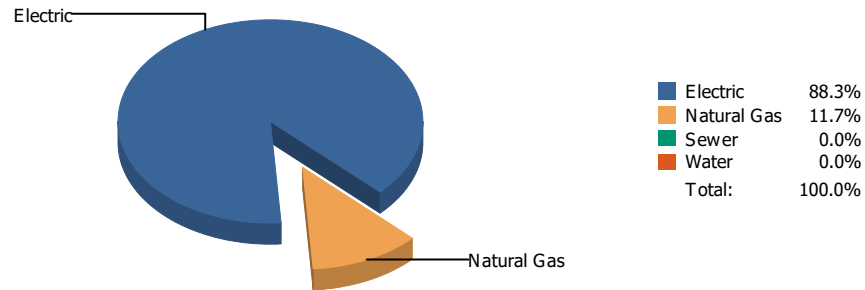


Cost

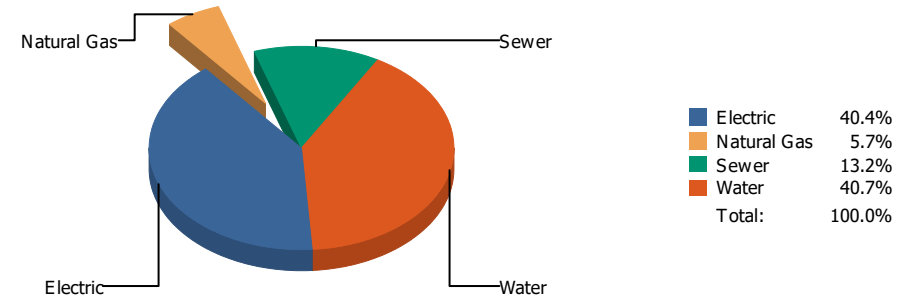


Commodity	Common Use	Energy Use	Energy Use / Area	Total Cost	Cost / Unit	Cost / Area
Place: [HART] HART 118 [BUILDING] Area: 63,357 SqFt Billing Period: Jul 2023						
ELECTRIC	52,320.00 kWh	178,516 KBtu	2.818 KBtu/SqFt	\$7,609.87	\$0.145 /kWh	\$0.120 /SqFt
NATURALGAS	289.00 CCF	29,767 KBtu	0.470 KBtu/SqFt	\$461.35	\$1.596 /CCF	\$0.007 /SqFt
SEWER	76.00 CCF			\$664.55	\$8.744 /CCF	\$0.010 /SqFt
WATER	176.00 CCF			\$1,058.60	\$6.015 /CCF	\$0.017 /SqFt
Totals:		208,283 KBtu	3.287 KBtu/SqFt	\$9,794.37		

Energy



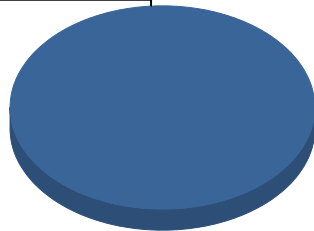
Cost



Commodity	Common Use	Energy Use	Energy Use / Area	Total Cost	Cost / Unit	Cost / Area
Place: [HAWKINS] HAWKINS 119 [BUILDING]						
Area: 57,207 SqFt						
Billing Period: Jul 2023						
ELECTRIC	16,449.00 kWh	56,124 KBtu	0.981 KBtu/SqFt	\$2,046.06	\$0.124 /kWh	\$0.036 /SqFt
NATURALGAS	72.00 CCF	7,416 KBtu	0.130 KBtu/SqFt	\$289.32	\$4.018 /CCF	\$0.005 /SqFt
SEWER	87.00 CCF			\$670.24	\$7.704 /CCF	\$0.012 /SqFt
WATER	281.00 CCF			\$2,059.01	\$7.327 /CCF	\$0.036 /SqFt
Totals:		63,540 KBtu	1.111 KBtu/SqFt	\$5,064.63		

Energy

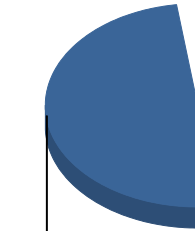
Electric




■ Electric 100.0%
 ■ Natural Gas 0.0%
 Total: 100.0%

Cost

Electric



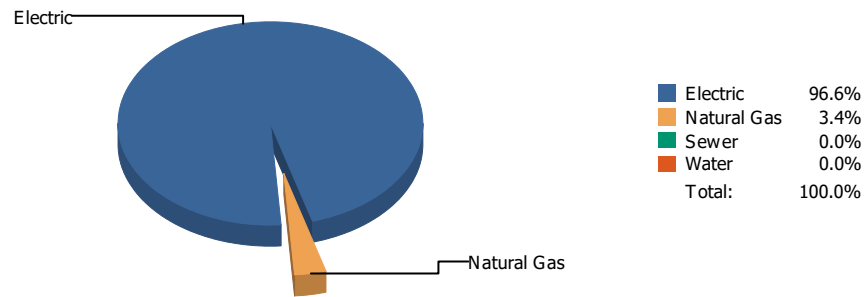
Natural Gas



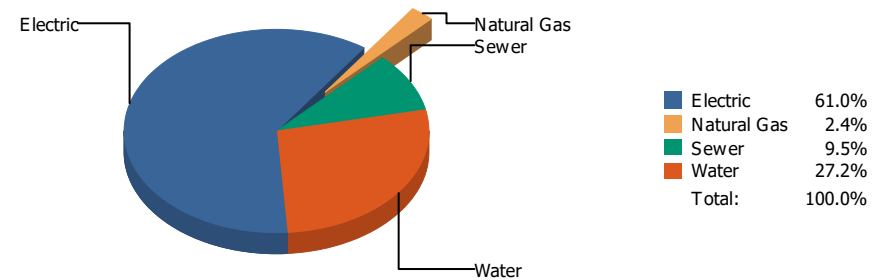
■ Electric 48.9%
 ■ Natural Gas 51.1%
 Total: 100.0%

Commodity	Common Use	Energy Use	Energy Use / Area	Total Cost	Cost / Unit	Cost / Area
Place: [HERCULES] HERCULES COTTAGES Lafarelle 141A [BUILDING]						
Area: 10,160 SqFt						
Billing Period: Jul 2023						
ELECTRIC	162.00 kWh	553 KBtu	0.054 KBtu/SqFt	\$221.87	\$1.370 /kWh	\$0.022 /SqFt
NATURALGAS	0.00 CCF	0 KBtu	0.000 KBtu/SqFt	\$231.98	\$0.000 /CCF	\$0.023 /SqFt
Totals:		553 KBtu	0.054 KBtu/SqFt	\$453.85		

Energy



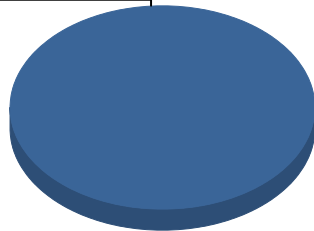
Cost



Commodity	Common Use	Energy Use	Energy Use / Area	Total Cost	Cost / Unit	Cost / Area
Place: [HERRERA_1] HERRERA ELEMENTARY 174 [BUILDING]						
Area: 86,275 SqFt						
Billing Period: Jul 2023						
ELECTRIC	44,400.00 kWh	151,493 KBtu	1.756 KBtu/SqFt	\$6,913.61	\$0.156 /kWh	\$0.080 /SqFt
NATURALGAS	52.00 CCF	5,356 KBtu	0.062 KBtu/SqFt	\$273.24	\$5.255 /CCF	\$0.003 /SqFt
SEWER	130.00 CCF			\$1,072.48	\$8.250 /CCF	\$0.012 /SqFt
WATER	346.00 CCF			\$3,082.10	\$8.908 /CCF	\$0.036 /SqFt
Totals:		156,849 KBtu	1.818 KBtu/SqFt	\$11,341.43		

Energy

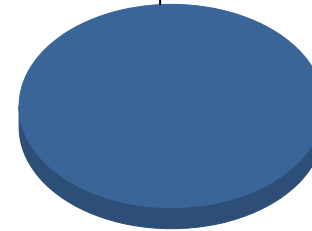
Electric



■ Electric 100.0%
Total: 100.0%

Cost

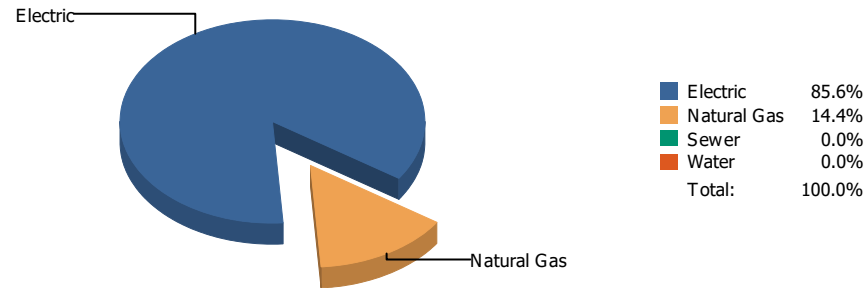
Electric



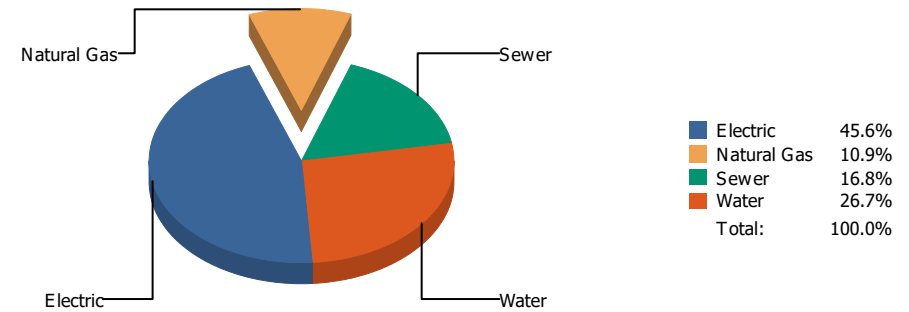
■ Electric 100.0%
Total: 100.0%

Commodity	Common Use	Energy Use	Energy Use / Area	Total Cost	Cost / Unit	Cost / Area
Place: [HIGHLAND] HIGHLAND/ANNEX 120 [BUILDING]						
Area: 33,705 SqFt						
Billing Period: Jul 2023						
ELECTRIC	31,800.00 kWh	108,502 KBtu	3.219 KBtu/SqFt	\$2,113.59	\$0.066 /kWh	\$0.063 /SqFt
Totals:		108,502 KBtu	3.219 KBtu/SqFt	\$2,113.59		

Energy

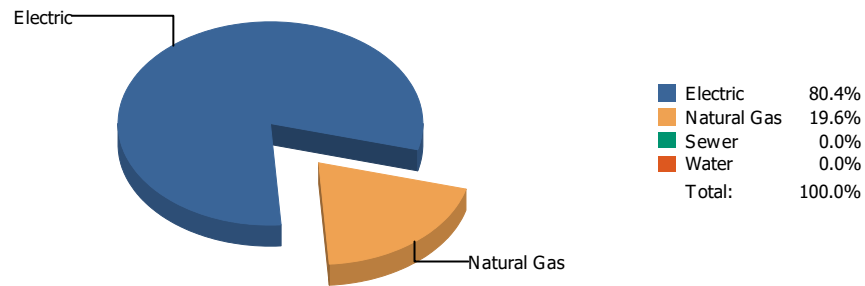


Cost

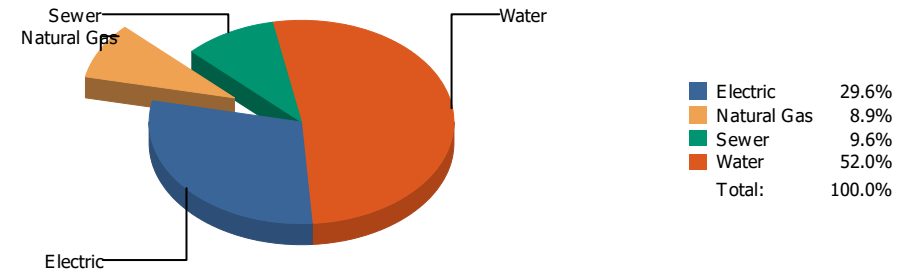


Commodity	Common Use	Energy Use	Energy Use / Area	Total Cost	Cost / Unit	Cost / Area
Place: [HILLSIDE] HILLSIDE 121 [BUILDING]						
Area: 80,656 SqFt						
Billing Period: Jul 2023						
ELECTRIC	24,862.00 kWh	84,829 KBtu	1.052 KBtu/SqFt	\$3,392.37	\$0.136 /kWh	\$0.042 /SqFt
NATURALGAS	139.00 CCF	14,317 KBtu	0.178 KBtu/SqFt	\$806.48	\$5.802 /CCF	\$0.010 /SqFt
SEWER	185.00 CCF			\$1,247.26	\$6.742 /CCF	\$0.015 /SqFt
WATER	397.00 CCF			\$1,985.99	\$5.002 /CCF	\$0.025 /SqFt
Totals:		99,146 KBtu	1.229 KBtu/SqFt	\$7,432.10		

Energy

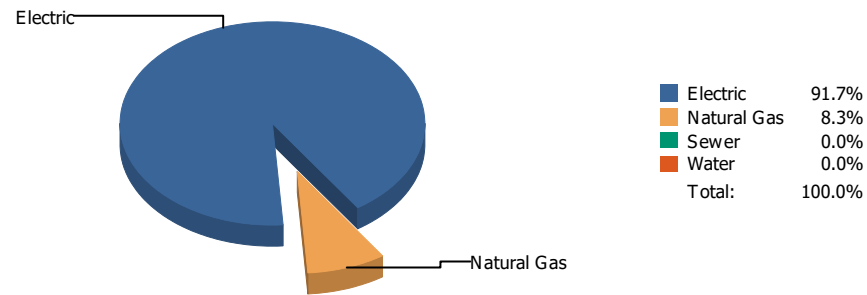


Cost

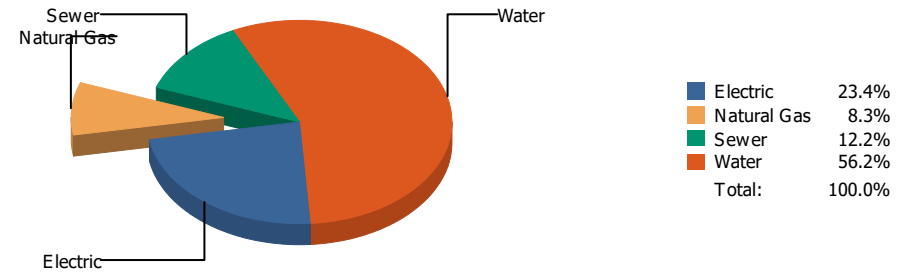


Commodity	Common Use	Energy Use	Energy Use / Area	Total Cost	Cost / Unit	Cost / Area
Place: [HOUSTON] HOUSTON 122 [BUILDING]						
Area: 84,178 SqFt						
Billing Period: Jul 2023						
ELECTRIC	19,440.00 kWh	66,329 KBtu	0.788 KBtu/SqFt	\$1,965.84	\$0.101 /kWh	\$0.023 /SqFt
NATURALGAS	157.00 CCF	16,171 KBtu	0.192 KBtu/SqFt	\$588.46	\$3.748 /CCF	\$0.007 /SqFt
SEWER	23.00 CCF			\$634.90	\$27.604 /CCF	\$0.008 /SqFt
WATER	574.00 CCF			\$3,456.96	\$6.023 /CCF	\$0.041 /SqFt
Totals:		82,500 KBtu	0.980 KBtu/SqFt	\$6,646.16		

Energy

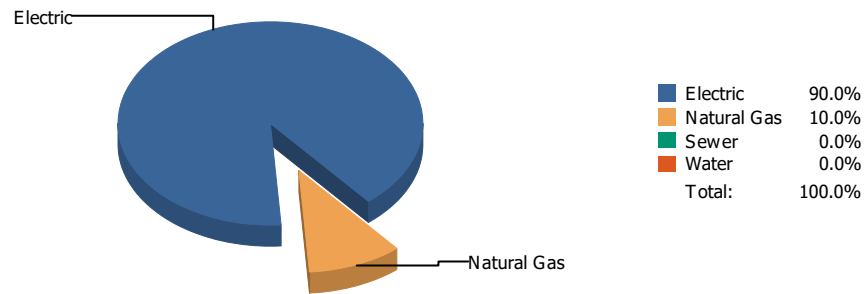


Cost

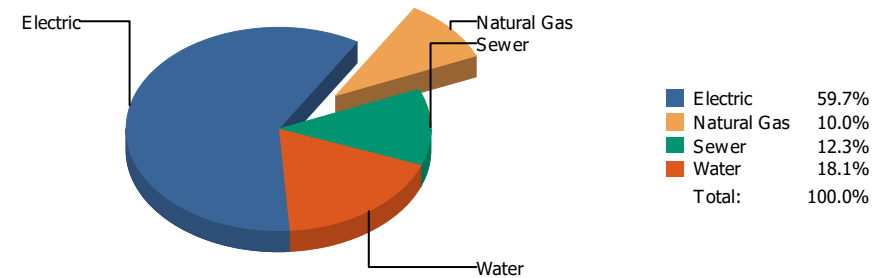


Commodity	Common Use	Energy Use	Energy Use / Area	Total Cost	Cost / Unit	Cost / Area
Place: [HUGHEY] HUGHEY 123 [BUILDING] Area: 74,815 SqFt Billing Period: Jul 2023						
ELECTRIC	17,240.00 kWh	58,823 KBtu	0.786 KBtu/SqFt	\$2,331.48	\$0.135 /kWh	\$0.031 /SqFt
NATURALGAS	52.00 CCF	5,356 KBtu	0.072 KBtu/SqFt	\$823.66	\$15.840 /CCF	\$0.011 /SqFt
SEWER	134.00 CCF			\$1,210.05	\$9.030 /CCF	\$0.016 /SqFt
WATER	695.00 CCF			\$5,590.31	\$8.044 /CCF	\$0.075 /SqFt
Totals:		64,179 KBtu	0.858 KBtu/SqFt	\$9,955.50		

Energy

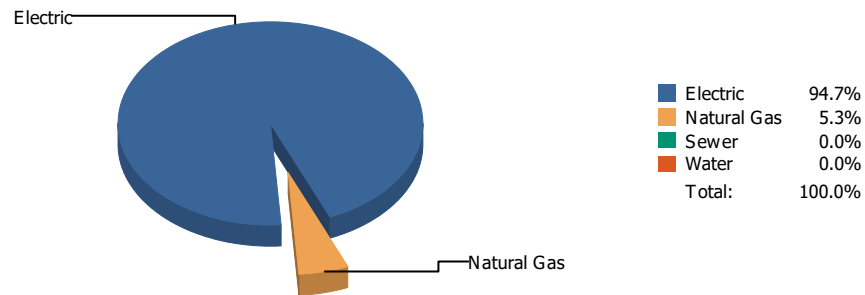


Cost

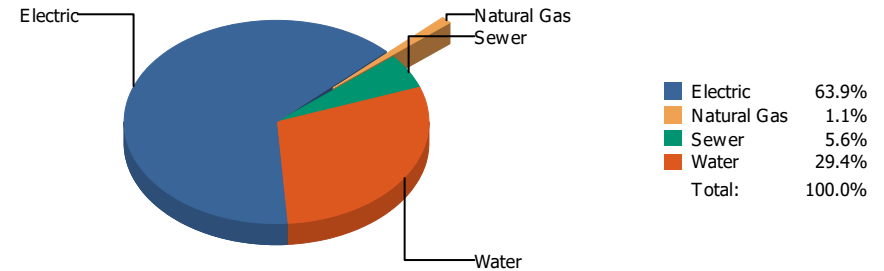


Commodity	Common Use	Energy Use	Energy Use / Area	Total Cost	Cost / Unit	Cost / Area
Place: [IRVIN] IRVIN 008 [BUILDING]						
Area: 303,804 SqFt						
Billing Period: Jul 2023						
ELECTRIC	123,932.00 kWh	422,856 KBtu	1.392 KBtu/SqFt	\$15,999.12	\$0.129 /kWh	\$0.052 /SqFt
NATURALGAS	454.00 CCF	46,762 KBtu	0.154 KBtu/SqFt	\$2,680.45	\$5.904 /CCF	\$0.008 /SqFt
SEWER	772.00 CCF			\$3,295.43	\$4.269 /CCF	\$0.011 /SqFt
WATER	1,045.00 CCF			\$4,844.14	\$4.636 /CCF	\$0.016 /SqFt
Totals:		469,618 KBtu	1.546 KBtu/SqFt	\$26,819.14		

Energy

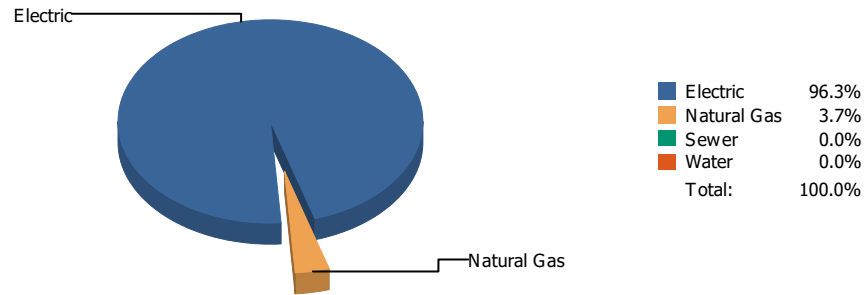


Cost

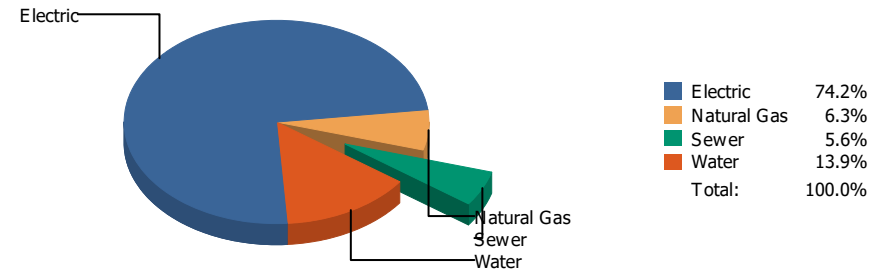


Commodity	Common Use	Energy Use	Energy Use / Area	Total Cost	Cost / Unit	Cost / Area
Place: [J_V_TINAJERO] J. V. TINAJERO 000 [ORGANIZATION]						
* Area Missing						
Billing Period: Jul 2023						
ELECTRIC	84,251.00 kWh	287,464 KBtu		\$11,948.20	\$0.142 /kWh	
NATURALGAS	156.00 CCF	16,068 KBtu		\$203.24	\$1.303 /CCF	
SEWER	80.00 CCF			\$1,054.17	\$13.177 /CCF	
WATER	1,031.00 CCF			\$5,491.33	\$5.326 /CCF	
Totals:		303,532 KBtu		\$18,696.94		

Energy



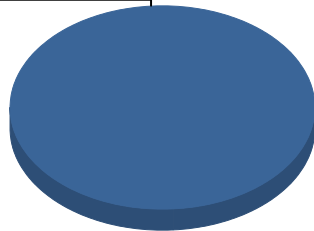
Cost



Commodity	Common Use	Energy Use	Energy Use / Area	Total Cost	Cost / Unit	Cost / Area
Place: [JEFFERSN] JEFFERSON 009 [BUILDING]						
Area: 257,708 SqFt						
Billing Period: Jul 2023						
ELECTRIC	119,225.00 kWh	406,796 KBtu	1.579 KBtu/SqFt	\$18,437.74	\$0.155 /kWh	\$0.071 /SqFt
NATURALGAS	153.00 CCF	15,759 KBtu	0.061 KBtu/SqFt	\$1,567.56	\$10.245 /CCF	\$0.006 /SqFt
SEWER	180.00 CCF			\$1,390.87	\$7.727 /CCF	\$0.005 /SqFt
WATER	677.00 CCF			\$3,464.88	\$5.118 /CCF	\$0.013 /SqFt
Totals:		422,555 KBtu	1.640 KBtu/SqFt	\$24,861.05		

Energy

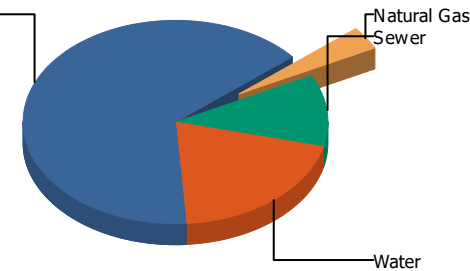
Electric



Electric	100.0%
Natural Gas	0.0%
Sewer	0.0%
Water	0.0%
Total:	100.0%

Cost

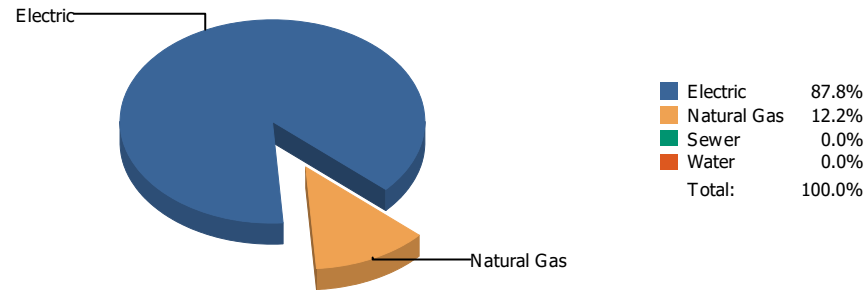
Electric



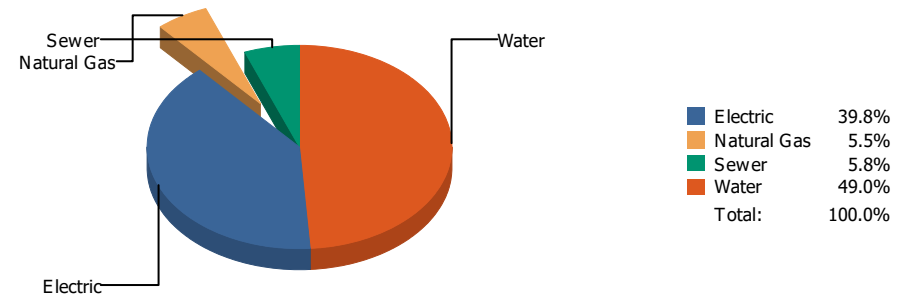
Electric	64.9%
Natural Gas	3.9%
Sewer	11.2%
Water	20.1%
Total:	100.0%

Commodity	Common Use	Energy Use	Energy Use / Area	Total Cost	Cost / Unit	Cost / Area
Place: [JOHNSON] L.B. JOHNSON 155 [BUILDING]						
Area: 87,993 SqFt						
Billing Period: Jul 2023						
ELECTRIC	27,700.00 kWh	94,512 KBtu	1.074 KBtu/SqFt	\$3,907.89	\$0.141 /kWh	\$0.044 /SqFt
NATURALGAS	0.00 CCF	0 KBtu	0.000 KBtu/SqFt	\$231.98	\$0.000 /CCF	\$0.003 /SqFt
SEWER	78.00 CCF			\$672.11	\$8.617 /CCF	\$0.008 /SqFt
WATER	319.00 CCF			\$1,211.41	\$3.798 /CCF	\$0.014 /SqFt
Totals:		94,512 KBtu	1.074 KBtu/SqFt	\$6,023.39		

Energy

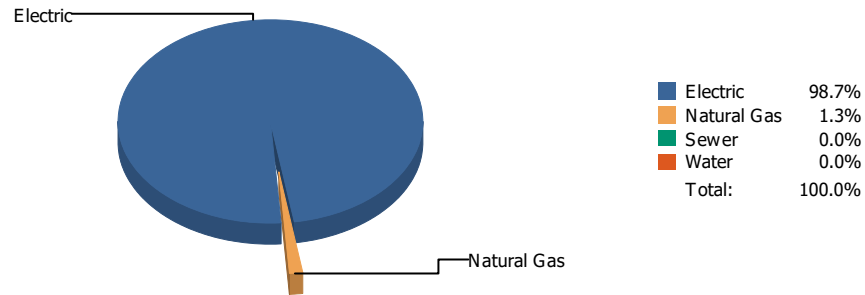


Cost

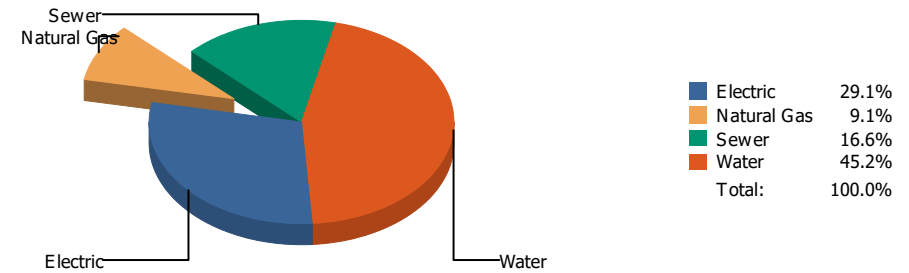


Commodity	Common Use	Energy Use	Energy Use / Area	Total Cost	Cost / Unit	Cost / Area
Place: [KOHLBERG] KOHLBERG ELEMENTARY [BUILDING]						
Area: 99,884 SqFt						
Billing Period: Jul 2023						
ELECTRIC	34,520.00 kWh	117,782 KBtu	1.179 KBtu/SqFt	\$4,272.68	\$0.124 /kWh	\$0.043 /SqFt
NATURALGAS	159.00 CCF	16,377 KBtu	0.164 KBtu/SqFt	\$590.06	\$3.711 /CCF	\$0.006 /SqFt
SEWER	28.00 CCF			\$618.76	\$22.099 /CCF	\$0.006 /SqFt
WATER	598.00 CCF			\$5,261.11	\$8.798 /CCF	\$0.053 /SqFt
Totals:		134,159 KBtu	1.343 KBtu/SqFt	\$10,742.61		

Energy



Cost

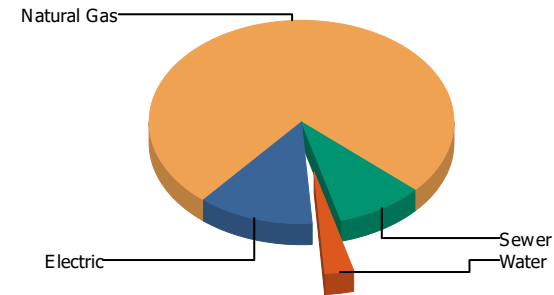


Commodity	Common Use	Energy Use	Energy Use / Area	Total Cost	Cost / Unit	Cost / Area
Place: [LAMAR] LAMAR 125 [BUILDING]						
Area: 76,252 SqFt						
Billing Period: Jul 2023						
ELECTRIC	15,900.00 kWh	54,251 KBtu	0.711 KBtu/SqFt	\$2,232.55	\$0.140 /kWh	\$0.029 /SqFt
NATURALGAS	7.00 CCF	721 KBtu	0.009 KBtu/SqFt	\$701.49	\$100.213 /CCF	\$0.009 /SqFt
SEWER	92.00 CCF			\$1,272.99	\$13.837 /CCF	\$0.017 /SqFt
WATER	521.00 CCF			\$3,463.55	\$6.648 /CCF	\$0.045 /SqFt
Totals:		54,972 KBtu	0.721 KBtu/SqFt	\$7,670.58		

Energy

Cost

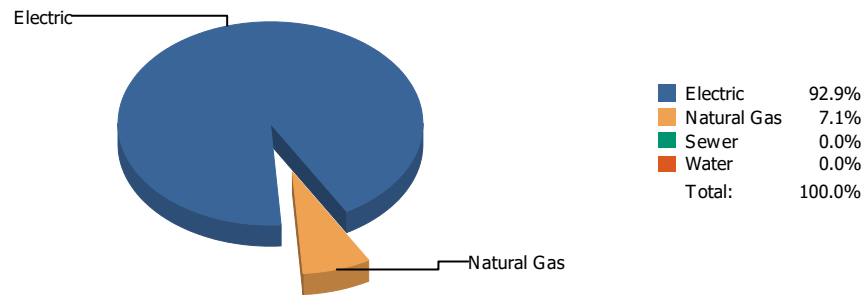
Electric	0.0%
Natural Gas	0.0%
Sewer	0.0%
Water	0.0%
Total:	100.0%



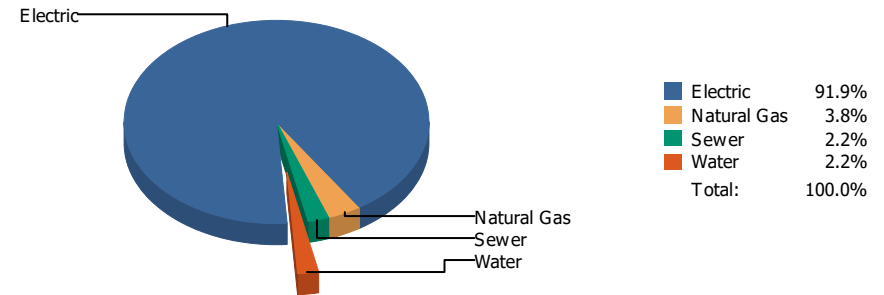
Electric	12.3%
Natural Gas	75.6%
Sewer	9.0%
Water	3.1%
Total:	100.0%

Commodity	Common Use	Energy Use	Energy Use / Area	Total Cost	Cost / Unit	Cost / Area
Place: [LIVE-MAT] LIVE MATERIAL CENTER 929 [BUILDING]						
Area: 2,483 SqFt						
Billing Period: Jul 2023						
ELECTRIC	0.00 kWh	0 KBtu	0.000 KBtu/SqFt	\$75.24	\$0.000 /kWh	\$0.030 /SqFt
NATURALGAS	0.00 CCF	0 KBtu	0.000 KBtu/SqFt	\$463.96	\$0.000 /CCF	\$0.187 /SqFt
SEWER	0.00 CCF			\$55.42	\$0.000 /CCF	\$0.022 /SqFt
WATER	0.00 CCF			\$18.96	\$0.000 /CCF	\$0.008 /SqFt
Totals:		0 KBtu	0.000 KBtu/SqFt	\$613.58		

Energy

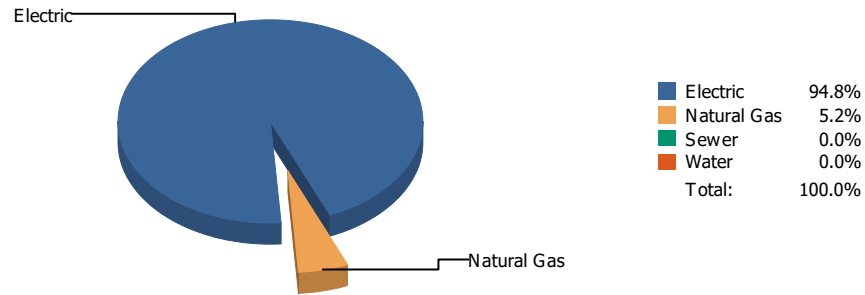


Cost

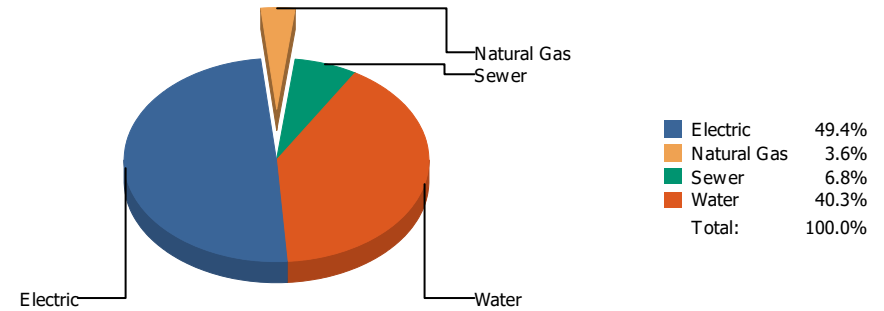


Commodity	Common Use	Energy Use	Energy Use / Area	Total Cost	Cost / Unit	Cost / Area
Place: [LOGAN] LOGAN 128 [BUILDING] Area: 72,248 SqFt Billing Period: Jul 2023						
ELECTRIC	59,600.00 kWh	203,355 KBtu	2.815 KBtu/SqFt	\$8,558.83	\$0.144 /kWh	\$0.118 /SqFt
NATURALGAS	151.00 CCF	15,553 KBtu	0.215 KBtu/SqFt	\$351.75	\$2.329 /CCF	\$0.005 /SqFt
SEWER	9.00 CCF			\$204.71	\$22.746 /CCF	\$0.003 /SqFt
WATER	19.00 CCF			\$201.27	\$10.593 /CCF	\$0.003 /SqFt
Totals:		218,908 KBtu	3.030 KBtu/SqFt	\$9,316.56		

Energy

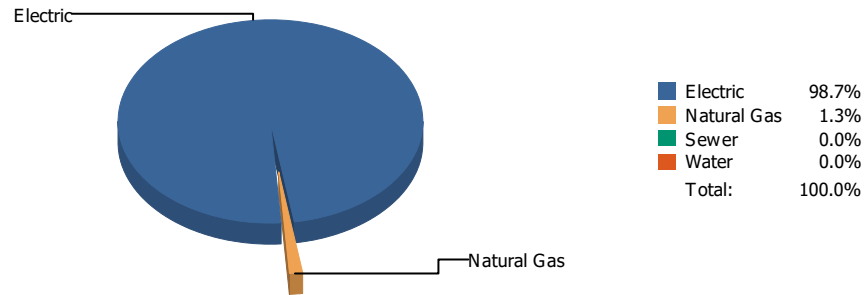


Cost

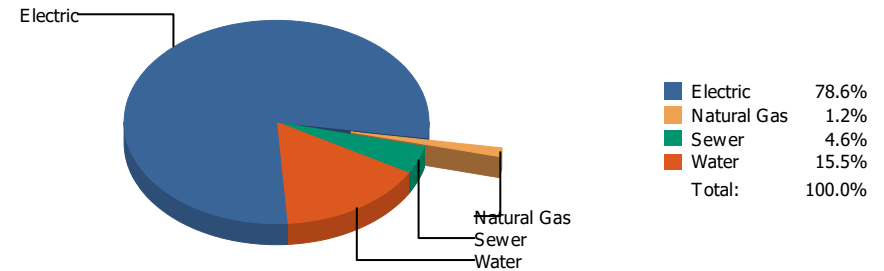


Commodity	Common Use	Energy Use	Energy Use / Area	Total Cost	Cost / Unit	Cost / Area
Place: [LUNDY_2] LUNDY 177 [BUILDING]						
Area: 112,731 SqFt						
Billing Period: Jul 2023						
ELECTRIC	52,600.00 kWh	179,471 KBtu	1.592 KBtu/SqFt	\$7,361.29	\$0.140 /kWh	\$0.065 /SqFt
NATURALGAS	95.00 CCF	9,785 KBtu	0.087 KBtu/SqFt	\$539.31	\$5.677 /CCF	\$0.005 /SqFt
SEWER	113.00 CCF			\$1,008.22	\$8.922 /CCF	\$0.009 /SqFt
WATER	772.00 CCF			\$6,007.58	\$7.782 /CCF	\$0.053 /SqFt
Totals:		189,256 KBtu	1.679 KBtu/SqFt	\$14,916.40		

Energy



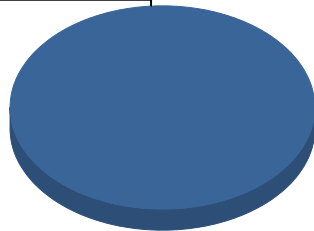
Cost



Commodity	Common Use	Energy Use	Energy Use / Area	Total Cost	Cost / Unit	Cost / Area
Place: [MAC] MACARTHUR 129 [BUILDING]						
Area: 143,341 SqFt						
Billing Period: Jul 2023						
ELECTRIC	128,000.00 kWh	436,736 KBtu	3.047 KBtu/SqFt	\$17,622.27	\$0.138 /kWh	\$0.123 /SqFt
NATURALGAS	55.00 CCF	5,665 KBtu	0.040 KBtu/SqFt	\$275.60	\$5.011 /CCF	\$0.002 /SqFt
SEWER	174.00 CCF			\$1,034.99	\$5.948 /CCF	\$0.007 /SqFt
WATER	515.00 CCF			\$3,474.13	\$6.746 /CCF	\$0.024 /SqFt
Totals:		442,401 KBtu	3.086 KBtu/SqFt	\$22,406.99		

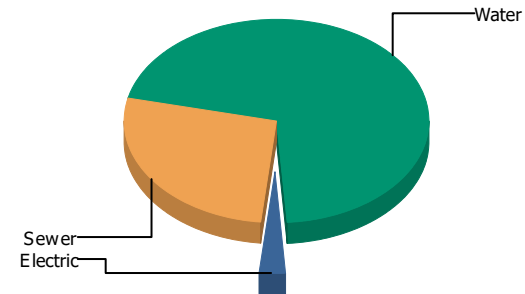
Energy

Electric



■ Electric 100.0%
 ■ Sewer 0.0%
 ■ Water 0.0%
 Total: 100.0%

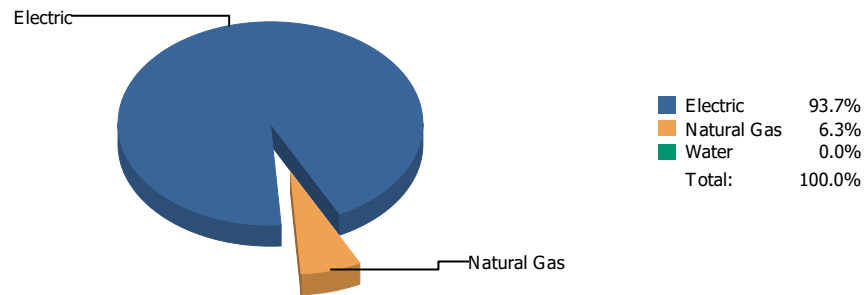
Cost



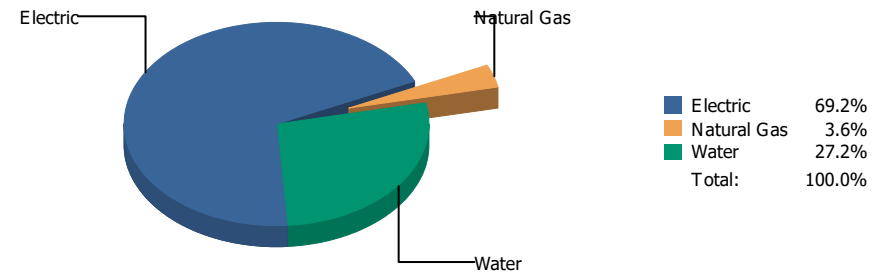
■ Electric 2.9%
 ■ Sewer 26.9%
 ■ Water 70.2%
 Total: 100.0%

Commodity	Common Use	Energy Use	Energy Use / Area	Total Cost	Cost / Unit	Cost / Area
Place: [MAGOFFIN] MAGOFFIN CUSTODIAL 047 [BUILDING]						
Area: 76,378 SqFt						
Billing Period: Jul 2023						
ELECTRIC	244.00 kWh	833 KBtu	0.011 KBtu/SqFt	\$64.64	\$0.265 /kWh	\$0.001 /SqFt
SEWER	6.00 CCF			\$603.76	\$100.627 /CCF	\$0.008 /SqFt
WATER	221.00 CCF			\$1,572.69	\$7.116 /CCF	\$0.021 /SqFt
Totals:		833 KBtu	0.011 KBtu/SqFt	\$2,241.09		

Energy

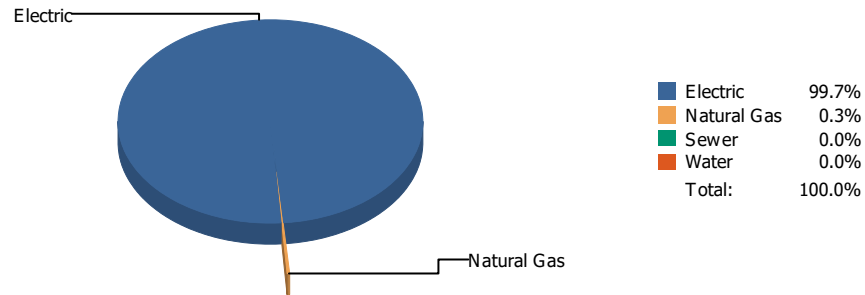


Cost

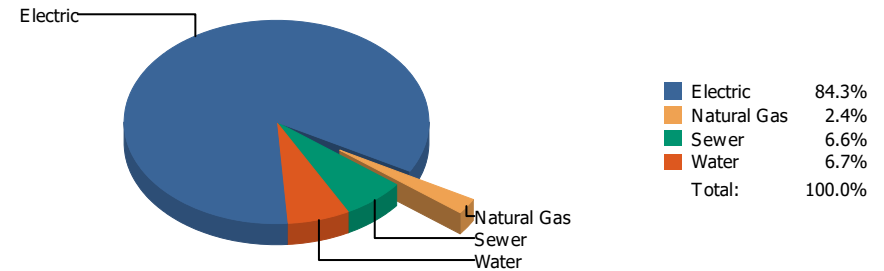


Commodity	Common Use	Energy Use	Energy Use / Area	Total Cost	Cost / Unit	Cost / Area
Place: [MAGOFFINNEWMIDDLESCHOOL] MAGOFFIN MIDDLE SCHOOL [BUILDING]						
Area: 116,136 SqFt						
Billing Period: Jul 2023						
ELECTRIC	103,700.00 kWh	353,824 KBtu	3.047 KBtu/SqFt	\$12,326.93	\$0.119 /kWh	\$0.106 /SqFt
NATURALGAS	231.00 CCF	23,793 KBtu	0.205 KBtu/SqFt	\$647.57	\$2.803 /CCF	\$0.006 /SqFt
WATER	600.00 CCF			\$4,835.43	\$8.059 /CCF	\$0.042 /SqFt
Totals:		377,617 KBtu	3.252 KBtu/SqFt	\$17,809.93		

Energy

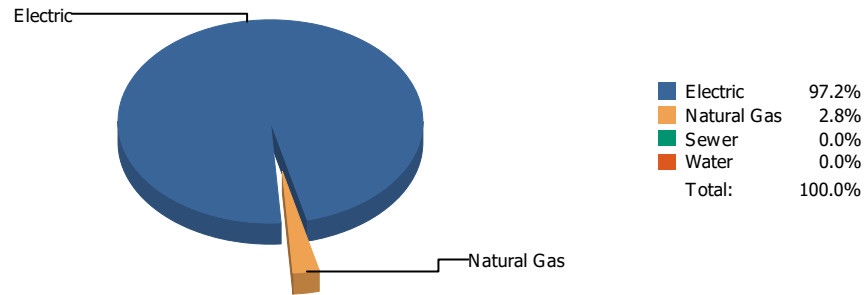


Cost

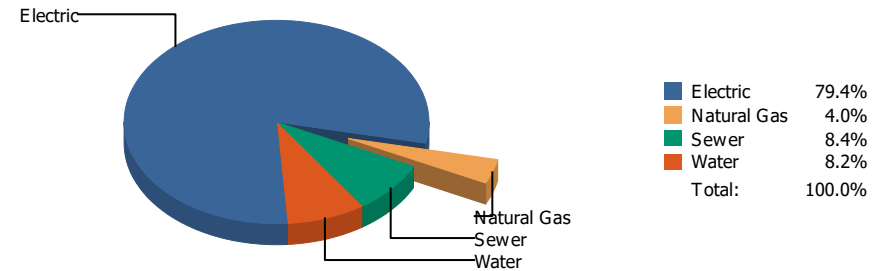


Commodity	Common Use	Energy Use	Energy Use / Area	Total Cost	Cost / Unit	Cost / Area
Place: [MAXINE] MAXINE SILVA HEALTH MAGNET 011 [BUILDING]						
Area: 80,909 SqFt						
Billing Period: Jul 2023						
ELECTRIC	52,500.00 kWh	179,130 KBtu	2.214 KBtu/SqFt	\$8,454.07	\$0.161 /kWh	\$0.104 /SqFt
NATURALGAS	5.00 CCF	515 KBtu	0.006 KBtu/SqFt	\$235.95	\$47.190 /CCF	\$0.003 /SqFt
SEWER	76.00 CCF			\$664.55	\$8.744 /CCF	\$0.008 /SqFt
WATER	113.00 CCF			\$675.85	\$5.981 /CCF	\$0.008 /SqFt
Totals:		179,645 KBtu	2.220 KBtu/SqFt	\$10,030.42		

Energy



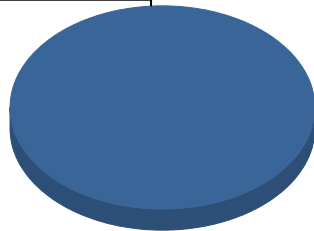
Cost



Commodity	Common Use	Energy Use	Energy Use / Area	Total Cost	Cost / Unit	Cost / Area
Place: [MESITA] MESITA 130 [BUILDING]						
Area: 100,583 SqFt						
Billing Period: Jul 2023						
ELECTRIC	74,400.00 kWh	253,853 KBtu	2.524 KBtu/SqFt	\$10,394.82	\$0.140 /kWh	\$0.103 /SqFt
NATURALGAS	70.00 CCF	7,210 KBtu	0.072 KBtu/SqFt	\$519.47	\$7.421 /CCF	\$0.005 /SqFt
SEWER	138.00 CCF			\$1,102.72	\$7.991 /CCF	\$0.011 /SqFt
WATER	78.00 CCF			\$1,077.02	\$13.808 /CCF	\$0.011 /SqFt
Totals:		261,063 KBtu	2.595 KBtu/SqFt	\$13,094.03		

Energy

Electric



Electric 100.0%
 Sewer 0.0%
 Water 0.0%
 Total: 100.0%

Cost

Sewer

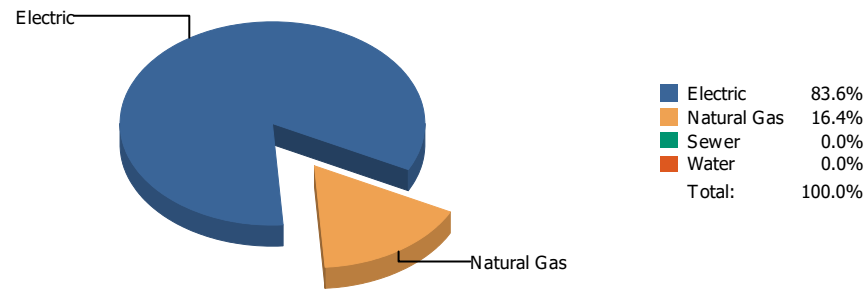
Electric



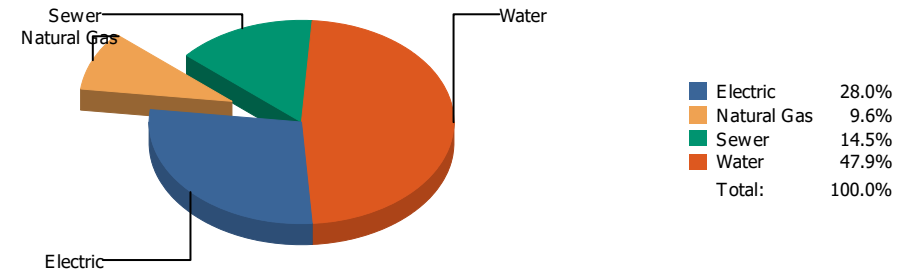
Electric 19.3%
 Sewer 38.2%
 Water 42.5%
 Total: 100.0%

Commodity	Common Use	Energy Use	Energy Use / Area	Total Cost	Cost / Unit	Cost / Area
Place: [MILAM] MILAM 131 [BUILDING]						
Area: 63,641 SqFt						
Billing Period: Jul 2023						
ELECTRIC	10,920.00 kWh	37,259 KBtu	0.585 KBtu/SqFt	\$843.25	\$0.077 /kWh	\$0.013 /SqFt
SEWER	145.00 CCF			\$1,666.26	\$11.491 /CCF	\$0.026 /SqFt
WATER	445.00 CCF			\$1,851.40	\$4.160 /CCF	\$0.029 /SqFt
Totals:		37,259 KBtu	0.585 KBtu/SqFt	\$4,360.91		

Energy

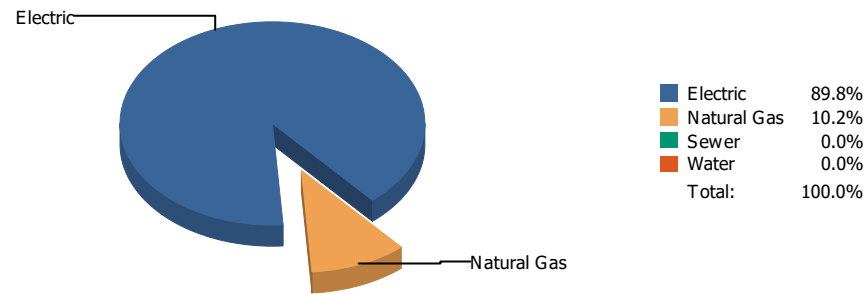


Cost

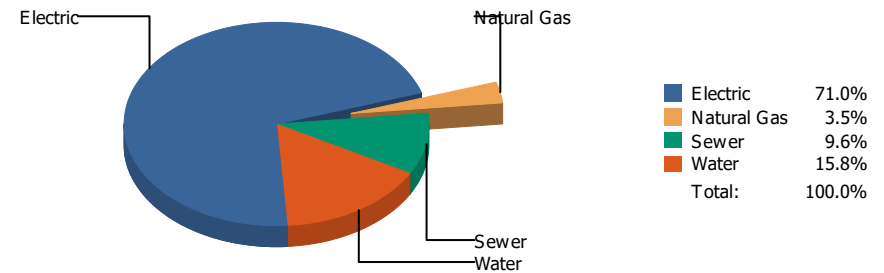


Commodity	Common Use	Energy Use	Energy Use / Area	Total Cost	Cost / Unit	Cost / Area
Place: [MOREHEAD] MOREHEAD 046 [BUILDING]						
Area: 119,353 SqFt						
Billing Period: Jul 2023						
ELECTRIC	37,042.00 kWh	126,387 KBtu	1.059 KBtu/SqFt	\$2,577.60	\$0.070 /kWh	\$0.021 /SqFt
NATURALGAS	240.00 CCF	24,720 KBtu	0.207 KBtu/SqFt	\$886.82	\$3.695 /CCF	\$0.007 /SqFt
SEWER	47.00 CCF			\$1,339.82	\$28.507 /CCF	\$0.011 /SqFt
WATER	1,184.00 CCF			\$4,410.50	\$3.725 /CCF	\$0.037 /SqFt
Totals:		151,107 KBtu	1.266 KBtu/SqFt	\$9,214.74		

Energy

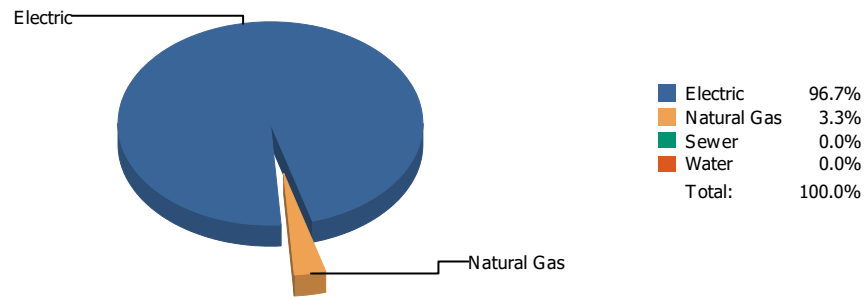


Cost

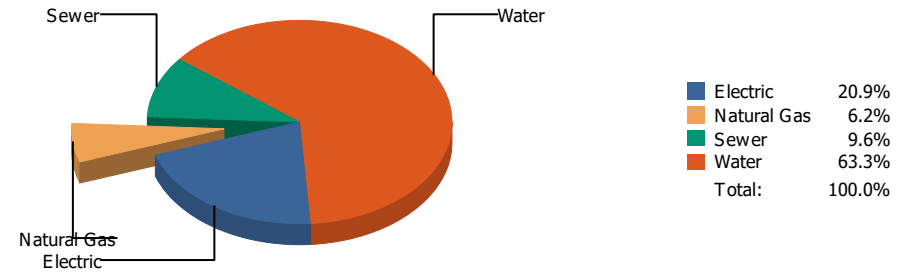


Commodity	Common Use	Energy Use	Energy Use / Area	Total Cost	Cost / Unit	Cost / Area
Place: [MOYE_2] MOYE [BUILDING]						
Area: 93,197 SqFt						
Billing Period: Jul 2023						
ELECTRIC	45,840.00 kWh	156,406 KBtu	1.678 KBtu/SqFt	\$7,379.03	\$0.161 /kWh	\$0.079 /SqFt
NATURALGAS	172.00 CCF	17,716 KBtu	0.190 KBtu/SqFt	\$368.41	\$2.142 /CCF	\$0.004 /SqFt
SEWER	111.00 CCF			\$1,000.66	\$9.015 /CCF	\$0.011 /SqFt
WATER	295.00 CCF			\$1,643.46	\$5.571 /CCF	\$0.018 /SqFt
Totals:		174,122 KBtu	1.868 KBtu/SqFt	\$10,391.56		

Energy



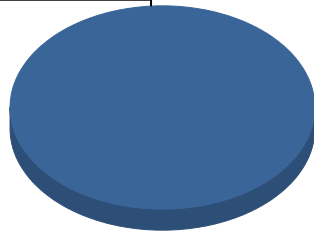
Cost



Commodity	Common Use	Energy Use	Energy Use / Area	Total Cost	Cost / Unit	Cost / Area
Place: [MULTI-MEDIACENTER] MULTI-MEDIA CENTER [BUILDING]						
Area: 27,633 SqFt						
Billing Period: Jul 2023						
ELECTRIC	8,711.00 kWh	29,722 KBtu	1.076 KBtu/SqFt	\$812.41	\$0.093 /kWh	\$0.029 /SqFt
NATURALGAS	10.00 CCF	1,030 KBtu	0.037 KBtu/SqFt	\$239.90	\$23.990 /CCF	\$0.009 /SqFt
SEWER	54.00 CCF			\$374.81	\$6.941 /CCF	\$0.014 /SqFt
WATER	305.00 CCF			\$2,461.59	\$8.071 /CCF	\$0.089 /SqFt
Totals:		30,752 KBtu	1.113 KBtu/SqFt	\$3,888.71		

Energy

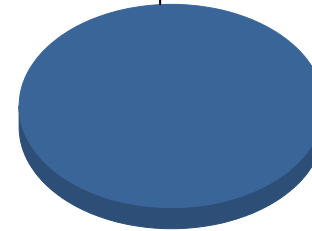
Electric



■ Electric 100.0%
Total: 100.0%

Cost

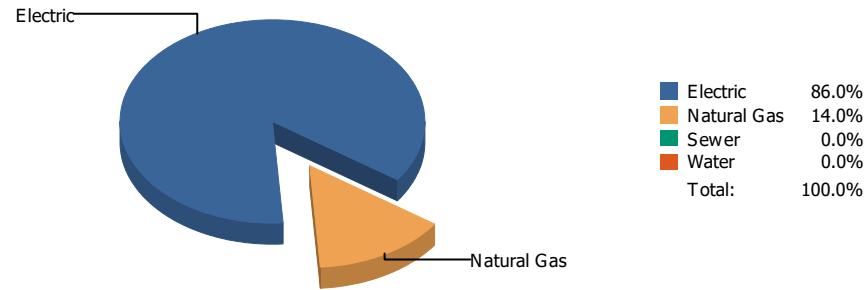
Electric



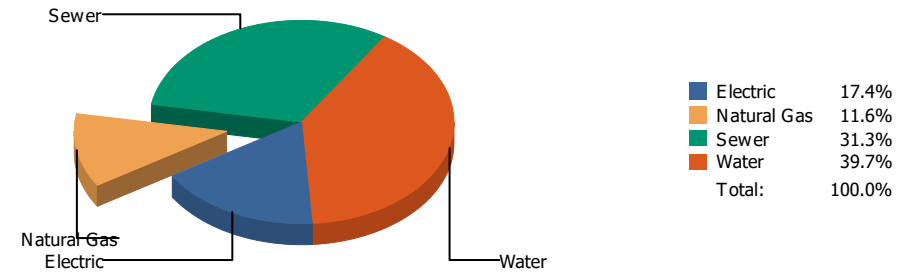
■ Electric 100.0%
Total: 100.0%

Commodity	Common Use	Energy Use	Energy Use / Area	Total Cost	Cost / Unit	Cost / Area
Place: [NE-AREA-OFFICES] N.E. AREA OFFICES Hondo Cottages 882 [BUILDING]						
Area: 7,328 SqFt						
Billing Period: Jul 2023						
ELECTRIC	80.00 kWh	273 KBtu	0.037 KBtu/SqFt	\$44.82	\$0.560 /kWh	\$0.006 /SqFt
Totals:		273 KBtu	0.037 KBtu/SqFt	\$44.82		

Energy

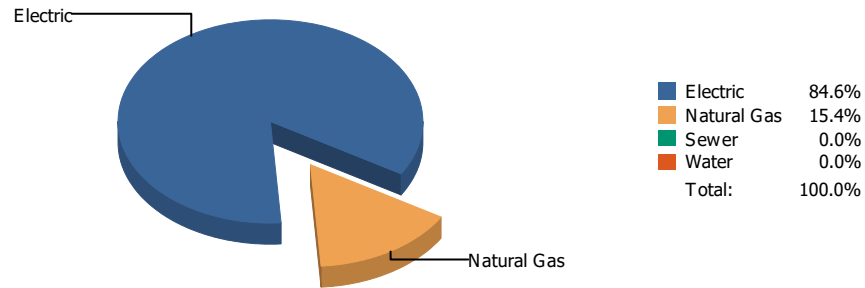


Cost

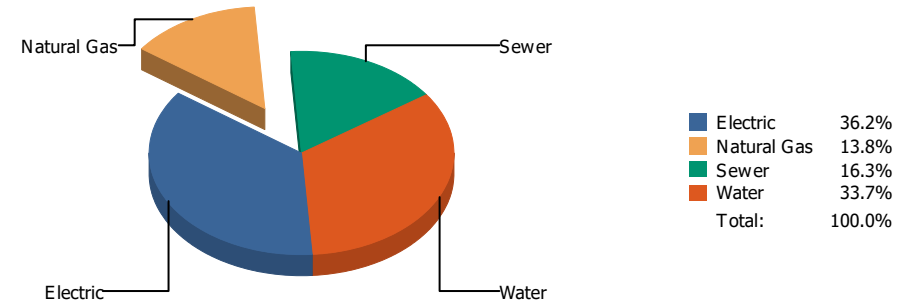


Commodity	Common Use	Energy Use	Energy Use / Area	Total Cost	Cost / Unit	Cost / Area
Place: [NETTRANSPORTATION] N.E. TRANSPORTATION 826 [BUILDING]						
Area: 5,995 SqFt						
Billing Period: Jul 2023						
ELECTRIC	4,990.00 kWh	17,026 KBtu	2.840 KBtu/SqFt	\$378.58	\$0.076 /kWh	\$0.063 /SqFt
NATURALGAS	27.00 CCF	2,781 KBtu	0.464 KBtu/SqFt	\$253.40	\$9.385 /CCF	\$0.042 /SqFt
SEWER	27.00 CCF			\$683.14	\$25.301 /CCF	\$0.114 /SqFt
WATER	138.00 CCF			\$865.83	\$6.274 /CCF	\$0.144 /SqFt
Totals:		19,807 KBtu	3.304 KBtu/SqFt	\$2,180.95		

Energy

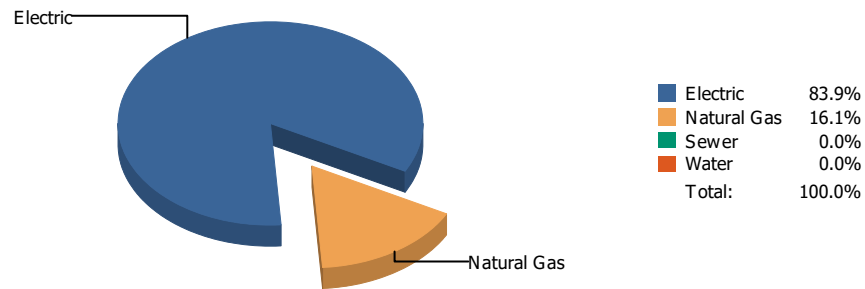


Cost

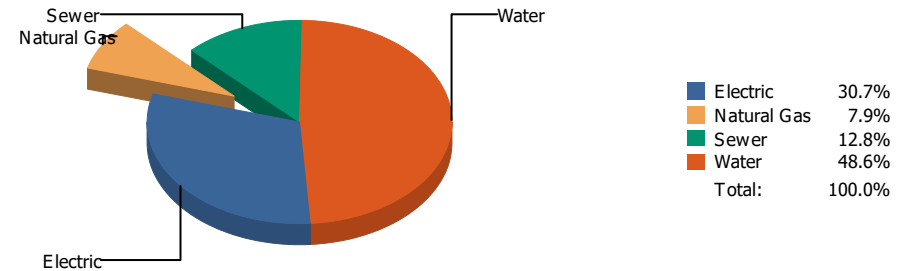


Commodity	Common Use	Energy Use	Energy Use / Area	Total Cost	Cost / Unit	Cost / Area
Place: [NEWMAN] NEWMAN ELEMENTARY 133 [BUILDING]						
Area: 73,291 SqFt						
Billing Period: Jul 2023						
ELECTRIC	14,796.00 kWh	50,484 KBtu	0.689 KBtu/SqFt	\$2,019.84	\$0.137 /kWh	\$0.027 /SqFt
NATURALGAS	89.00 CCF	9,167 KBtu	0.125 KBtu/SqFt	\$766.53	\$8.613 /CCF	\$0.010 /SqFt
SEWER	159.00 CCF			\$907.36	\$5.707 /CCF	\$0.012 /SqFt
WATER	378.00 CCF			\$1,878.46	\$4.969 /CCF	\$0.025 /SqFt
Totals:		59,651 KBtu	0.814 KBtu/SqFt	\$5,572.19		

Energy

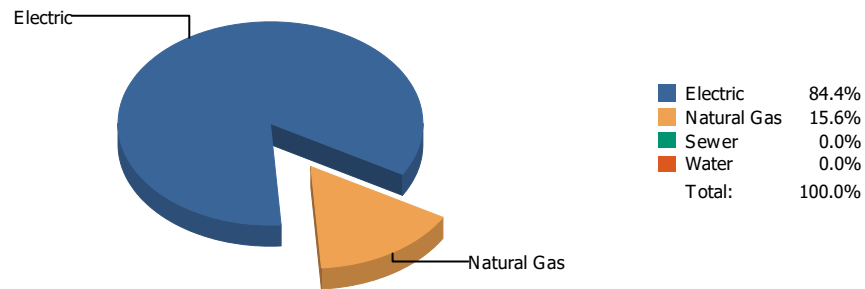


Cost

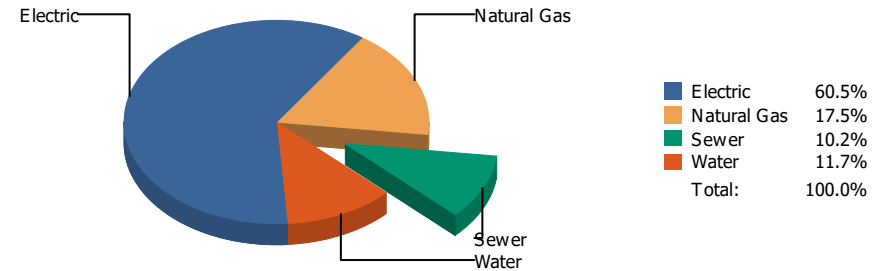


Commodity	Common Use	Energy Use	Energy Use / Area	Total Cost	Cost / Unit	Cost / Area
Place: [NIXON] L.A. NIXON 161 [BUILDING] Area: 76,873 SqFt Billing Period: Jul 2023						
ELECTRIC	20,440.00 kWh	69,741 KBtu	0.907 KBtu/SqFt	\$2,198.44	\$0.108 /kWh	\$0.029 /SqFt
NATURALGAS	130.00 CCF	13,390 KBtu	0.174 KBtu/SqFt	\$567.05	\$4.362 /CCF	\$0.007 /SqFt
SEWER	61.00 CCF			\$914.19	\$14.987 /CCF	\$0.012 /SqFt
WATER	427.00 CCF			\$3,482.59	\$8.156 /CCF	\$0.045 /SqFt
Totals:		83,131 KBtu	1.081 KBtu/SqFt	\$7,162.27		

Energy

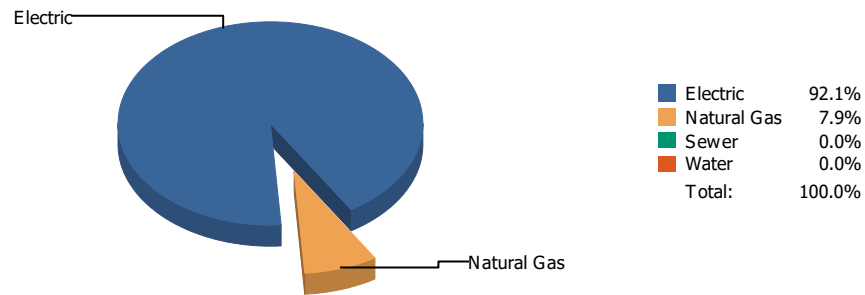


Cost

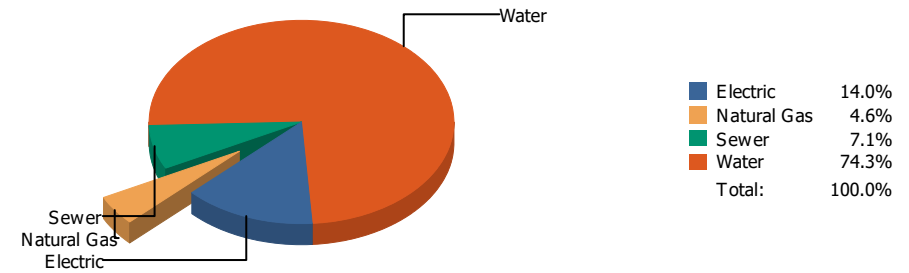


Commodity	Common Use	Energy Use	Energy Use / Area	Total Cost	Cost / Unit	Cost / Area
Place: [OCC-CTR] OCCUPATIONAL CTR. [BUILDING]						
Area: 11,845 SqFt						
Billing Period: Jul 2023						
ELECTRIC	5,400.00 kWh	18,425 KBtu	1.555 KBtu/SqFt	\$892.69	\$0.165 /kWh	\$0.075 /SqFt
NATURALGAS	33.00 CCF	3,399 KBtu	0.287 KBtu/SqFt	\$258.15	\$7.823 /CCF	\$0.022 /SqFt
SEWER	4.00 CCF			\$150.77	\$37.693 /CCF	\$0.013 /SqFt
WATER	8.00 CCF			\$173.14	\$21.643 /CCF	\$0.015 /SqFt
Totals:		21,824 KBtu	1.842 KBtu/SqFt	\$1,474.75		

Energy

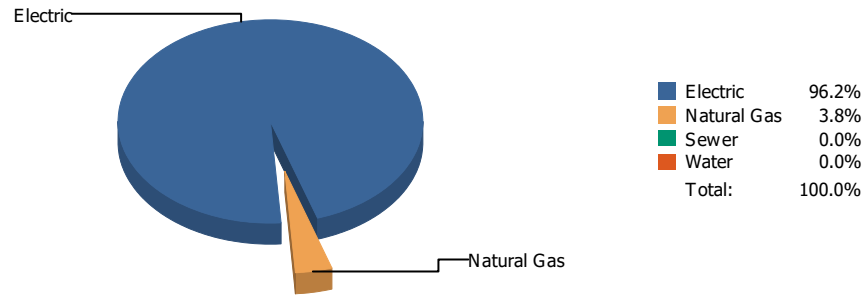


Cost

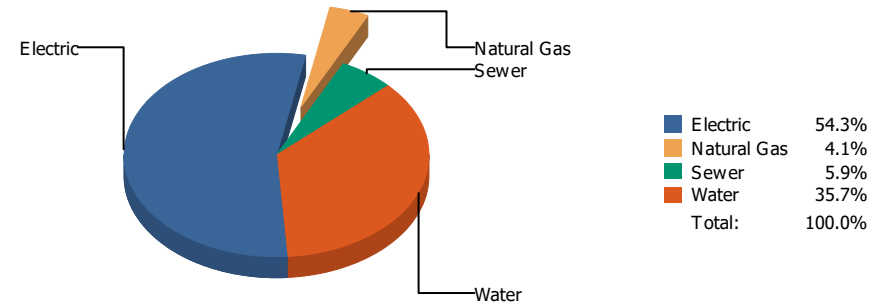


Commodity	Common Use	Energy Use	Energy Use / Area	Total Cost	Cost / Unit	Cost / Area
Place: [PARK] PARK 134 [BUILDING] Area: 63,609 SqFt Billing Period: Jul 2023						
ELECTRIC	9,896.00 kWh	33,765 KBtu	0.531 KBtu/SqFt	\$1,486.45	\$0.150 /kWh	\$0.023 /SqFt
NATURALGAS	28.00 CCF	2,884 KBtu	0.045 KBtu/SqFt	\$486.80	\$17.386 /CCF	\$0.008 /SqFt
SEWER	72.00 CCF			\$749.19	\$10.405 /CCF	\$0.012 /SqFt
WATER	792.00 CCF			\$7,877.17	\$9.946 /CCF	\$0.124 /SqFt
Totals:		36,649 KBtu	0.576 KBtu/SqFt	\$10,599.61		

Energy

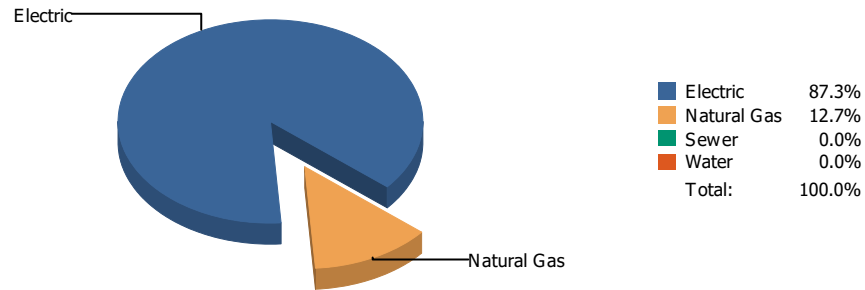


Cost

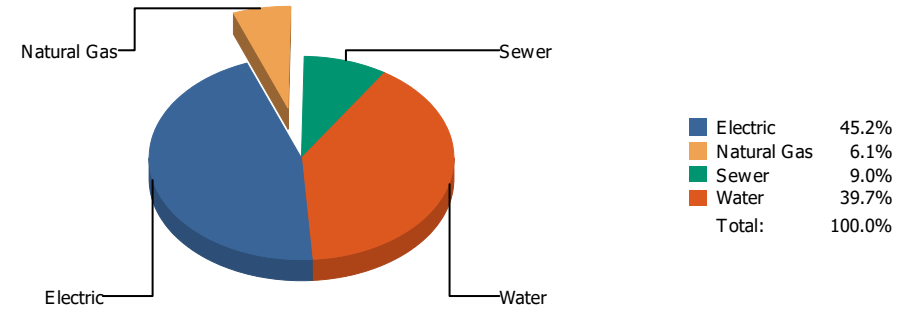


Commodity	Common Use	Energy Use	Energy Use / Area	Total Cost	Cost / Unit	Cost / Area
Place: [PAUL-MORENO_1] PAUL MORENO 167 [BUILDING]						
Area: 87,824 SqFt						
Billing Period: Jul 2023						
ELECTRIC	68,200.00 kWh	232,698 KBtu	2.650 KBtu/SqFt	\$7,021.82	\$0.103 /kWh	\$0.080 /SqFt
NATURALGAS	90.00 CCF	9,270 KBtu	0.106 KBtu/SqFt	\$535.34	\$5.948 /CCF	\$0.006 /SqFt
SEWER	65.00 CCF			\$758.62	\$11.671 /CCF	\$0.009 /SqFt
WATER	993.00 CCF			\$4,626.38	\$4.659 /CCF	\$0.052 /SqFt
Totals:		241,968 KBtu	2.755 KBtu/SqFt	\$12,942.16		

Energy

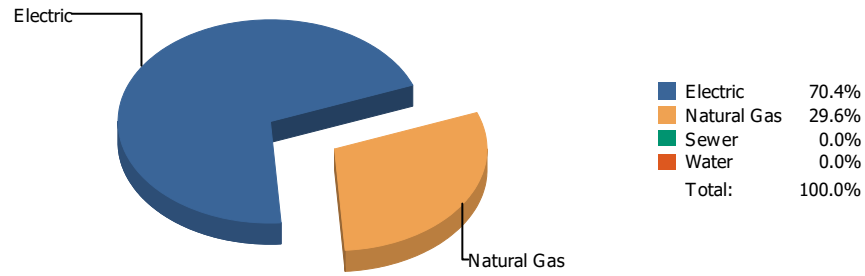


Cost

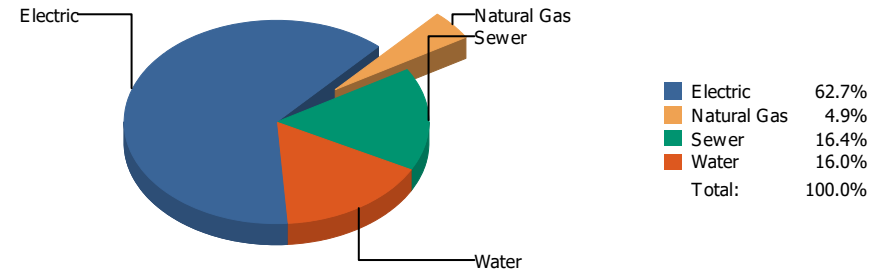


Commodity	Common Use	Energy Use	Energy Use / Area	Total Cost	Cost / Unit	Cost / Area
Place: [POLK] POLK 159 [BUILDING] Area: 67,321 SqFt Billing Period: Jul 2023						
ELECTRIC	26,840.00 kWh	91,578 KBtu	1.360 KBtu/SqFt	\$4,208.74	\$0.157 /kWh	\$0.062 /SqFt
NATURALGAS	129.00 CCF	13,287 KBtu	0.197 KBtu/SqFt	\$566.28	\$4.390 /CCF	\$0.008 /SqFt
SEWER	122.00 CCF			\$838.43	\$6.872 /CCF	\$0.012 /SqFt
WATER	513.00 CCF			\$3,691.97	\$7.197 /CCF	\$0.055 /SqFt
Totals:		104,865 KBtu	1.558 KBtu/SqFt	\$9,305.42		

Energy

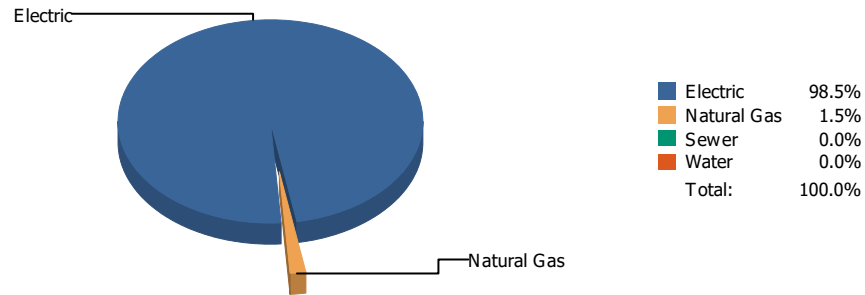


Cost

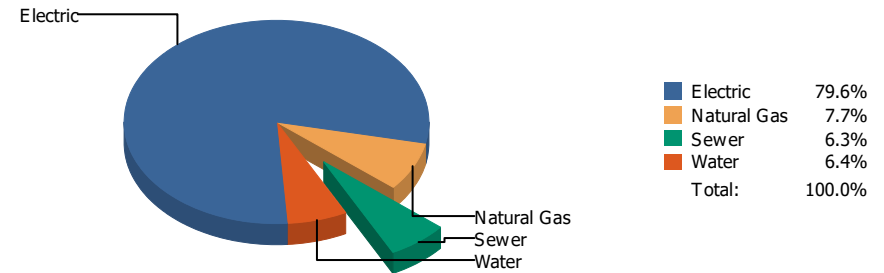


Commodity	Common Use	Energy Use	Energy Use / Area	Total Cost	Cost / Unit	Cost / Area
Place: [POWELL_2] POWELL 175 [BUILDING]						
Area: 79,770 SqFt						
Billing Period: Jul 2023						
ELECTRIC	36,840.00 kWh	125,698 KBtu	1.576 KBtu/SqFt	\$7,220.66	\$0.196 /kWh	\$0.091 /SqFt
NATURALGAS	513.00 CCF	52,839 KBtu	0.662 KBtu/SqFt	\$562.78	\$1.097 /CCF	\$0.007 /SqFt
SEWER	180.00 CCF			\$1,889.36	\$10.496 /CCF	\$0.024 /SqFt
WATER	201.00 CCF			\$1,847.86	\$9.193 /CCF	\$0.023 /SqFt
Totals:		178,537 KBtu	2.238 KBtu/SqFt	\$11,520.66		

Energy

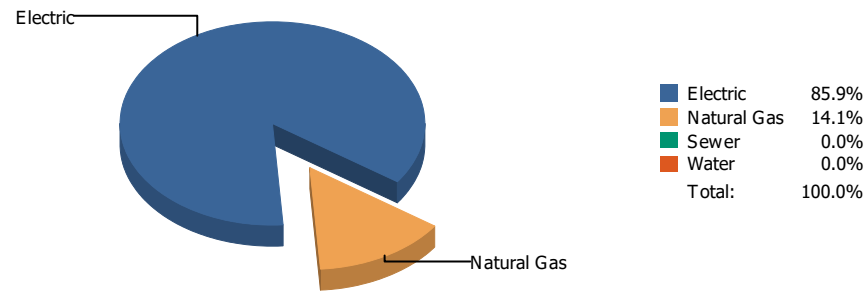


Cost

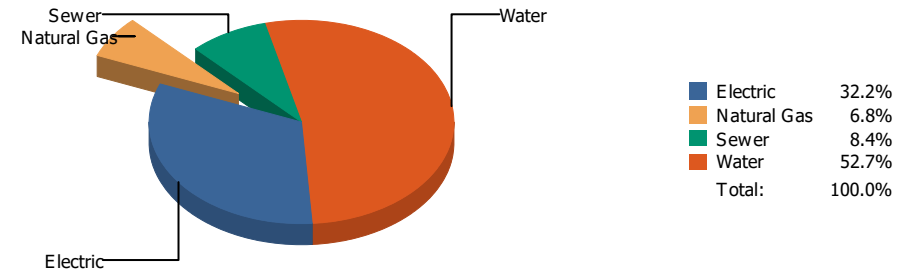


Commodity	Common Use	Energy Use	Energy Use / Area	Total Cost	Cost / Unit	Cost / Area
Place: [PROFESSIONAL-DEV] EPISD PROF DEVELOPMENT CENTER931 [BUILDING]						
Area: 18,400 SqFt						
Billing Period: Jul 2023						
ELECTRIC	19,400.00 kWh	66,193 KBtu	3.597 KBtu/SqFt	\$2,464.86	\$0.127 /kWh	\$0.134 /SqFt
NATURALGAS	10.00 CCF	1,030 KBtu	0.056 KBtu/SqFt	\$239.90	\$23.990 /CCF	\$0.013 /SqFt
SEWER	16.00 CCF			\$196.13	\$12.258 /CCF	\$0.011 /SqFt
WATER	19.00 CCF			\$197.21	\$10.379 /CCF	\$0.011 /SqFt
Totals:		67,223 KBtu	3.653 KBtu/SqFt	\$3,098.10		

Energy

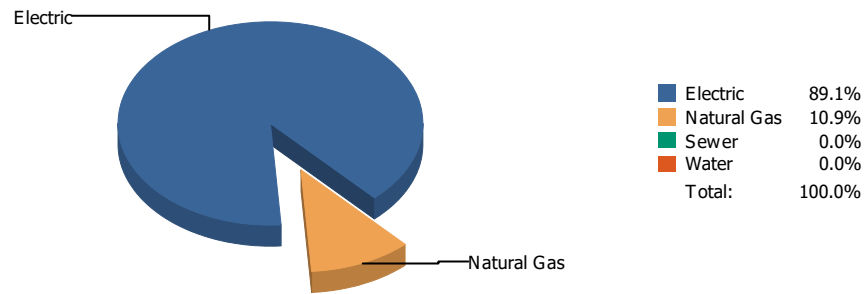


Cost

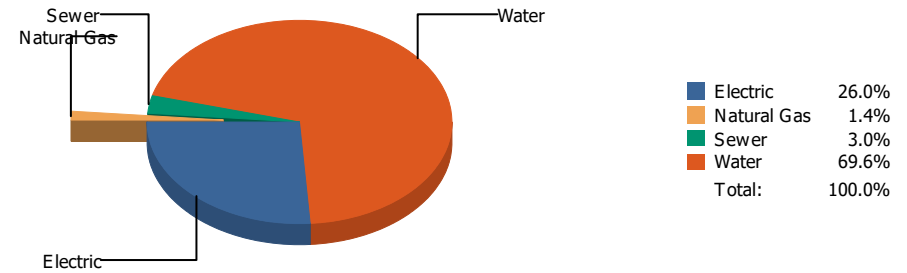


Commodity	Common Use	Energy Use	Energy Use / Area	Total Cost	Cost / Unit	Cost / Area
Place: [PUTNAM] PUTNAM 135 [BUILDING] Area: 61,978 SqFt Billing Period: Jul 2023						
ELECTRIC	15,583.00 kWh	53,169 KBtu	0.858 KBtu/SqFt	\$2,536.44	\$0.163 /kWh	\$0.041 /SqFt
NATURALGAS	85.00 CCF	8,755 KBtu	0.141 KBtu/SqFt	\$531.37	\$6.251 /CCF	\$0.009 /SqFt
SEWER	76.00 CCF			\$657.36	\$8.649 /CCF	\$0.011 /SqFt
WATER	437.00 CCF			\$4,146.27	\$9.488 /CCF	\$0.067 /SqFt
Totals:		61,924 KBtu	0.999 KBtu/SqFt	\$7,871.44		

Energy

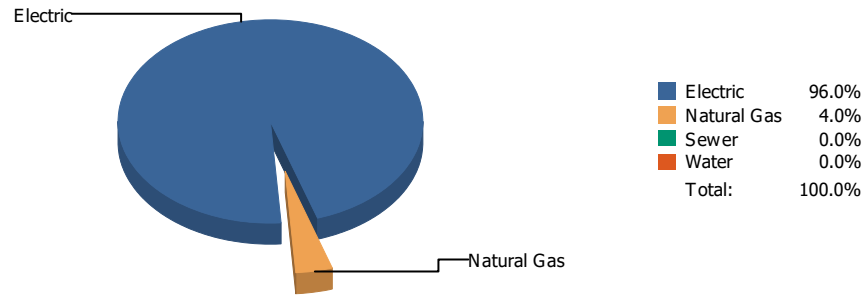


Cost

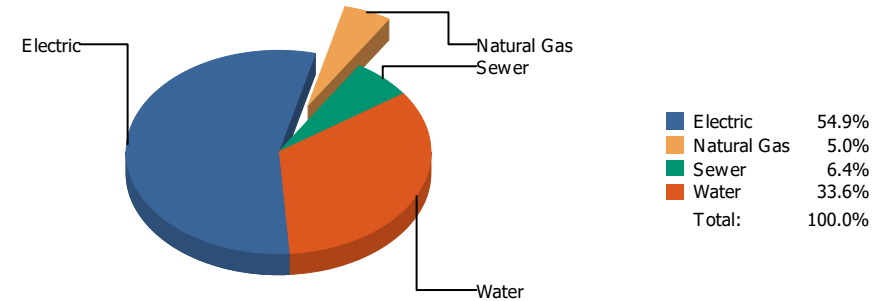


Commodity	Common Use	Energy Use	Energy Use / Area	Total Cost	Cost / Unit	Cost / Area
Place: [RICHARDS] RICHARDSON [BUILDING]						
Area: 115,872 SqFt						
Billing Period: Jul 2023						
ELECTRIC	55,800.00 kWh	190,390 KBtu	1.643 KBtu/SqFt	\$7,633.57	\$0.137 /kWh	\$0.066 /SqFt
NATURALGAS	227.00 CCF	23,381 KBtu	0.202 KBtu/SqFt	\$412.04	\$1.815 /CCF	\$0.004 /SqFt
SEWER	131.00 CCF			\$872.45	\$6.660 /CCF	\$0.008 /SqFt
WATER	3,011.00 CCF			\$20,420.55	\$6.782 /CCF	\$0.176 /SqFt
Totals:		213,771 KBtu	1.845 KBtu/SqFt	\$29,338.61		

Energy



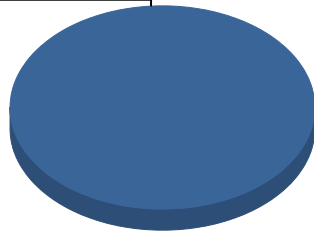
Cost



Commodity	Common Use	Energy Use	Energy Use / Area	Total Cost	Cost / Unit	Cost / Area
Place: [RIVERA] RIVERA 156 [BUILDING]						
Area: 77,562 SqFt						
Billing Period: Jul 2023						
ELECTRIC	34,951.00 kWh	119,253 KBtu	1.538 KBtu/SqFt	\$5,495.96	\$0.157 /kWh	\$0.071 /SqFt
NATURALGAS	48.00 CCF	4,944 KBtu	0.064 KBtu/SqFt	\$502.03	\$10.459 /CCF	\$0.006 /SqFt
SEWER	24.00 CCF			\$638.68	\$26.612 /CCF	\$0.008 /SqFt
WATER	463.00 CCF			\$3,365.47	\$7.269 /CCF	\$0.043 /SqFt
Totals:		124,197 KBtu	1.601 KBtu/SqFt	\$10,002.14		

Energy

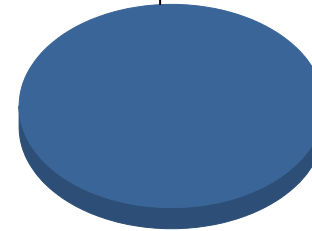
Electric



■ Electric 100.0%
Total: 100.0%

Cost

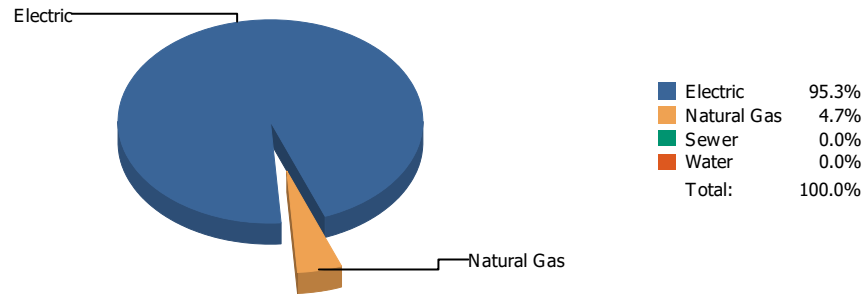
Electric



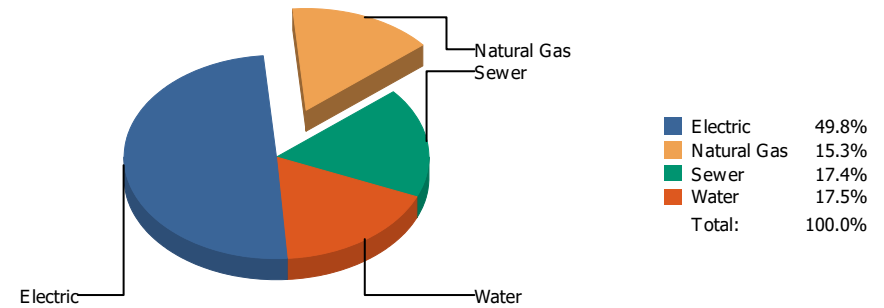
■ Electric 100.0%
Total: 100.0%

Commodity	Common Use	Energy Use	Energy Use / Area	Total Cost	Cost / Unit	Cost / Area
Place: [ROBERTS] ROBERTS 136 [BUILDING] Area: 81,457 SqFt Billing Period: Jul 2023						
ELECTRIC	3,800.00 kWh	12,966 KBtu	0.159 KBtu/SqFt	\$365.58	\$0.096 /kWh	\$0.004 /SqFt
Totals:		12,966 KBtu	0.159 KBtu/SqFt	\$365.58		

Energy



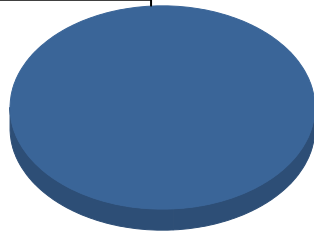
Cost



Commodity	Common Use	Energy Use	Energy Use / Area	Total Cost	Cost / Unit	Cost / Area
Place: [RUSK] RUSK 138 [BUILDING] Area: 67,240 SqFt Billing Period: Jul 2023						
ELECTRIC	14,100.00 kWh	48,109 KBtu	0.715 KBtu/SqFt	\$1,573.09	\$0.112 /kWh	\$0.023 /SqFt
NATURALGAS	23.00 CCF	2,369 KBtu	0.035 KBtu/SqFt	\$482.22	\$20.966 /CCF	\$0.007 /SqFt
SEWER	55.00 CCF			\$549.28	\$9.987 /CCF	\$0.008 /SqFt
WATER	87.00 CCF			\$552.97	\$6.356 /CCF	\$0.008 /SqFt
Totals:		50,478 KBtu	0.751 KBtu/SqFt	\$3,157.56		

Energy

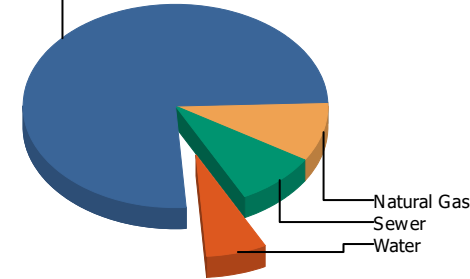
Electric



Electric	100.0%
Natural Gas	0.0%
Sewer	0.0%
Water	0.0%
Total:	100.0%

Cost

Electric

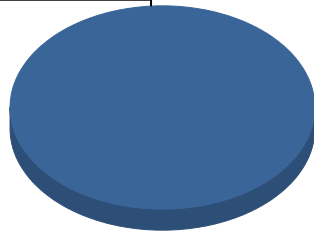


Electric	75.5%
Natural Gas	9.4%
Sewer	8.6%
Water	6.4%
Total:	100.0%

Commodity	Common Use	Energy Use	Energy Use / Area	Total Cost	Cost / Unit	Cost / Area
Place: [SAN-JAC] SAN JACINTO 139 [BUILDING]						
Area: 29,589 SqFt						
Billing Period: Jul 2023						
ELECTRIC	11,400.00 kWh	38,897 KBtu	1.315 KBtu/SqFt	\$1,855.63	\$0.163 /kWh	\$0.063 /SqFt
NATURALGAS	0.00 CCF	0 KBtu	0.000 KBtu/SqFt	\$231.98	\$0.000 /CCF	\$0.008 /SqFt
SEWER	11.00 CCF			\$212.27	\$19.297 /CCF	\$0.007 /SqFt
WATER	5.00 CCF			\$158.29	\$31.658 /CCF	\$0.005 /SqFt
Totals:		38,897 KBtu	1.315 KBtu/SqFt	\$2,458.17		

Energy

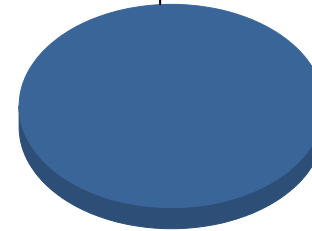
Electric



■ Electric 100.0%
Total: 100.0%

Cost

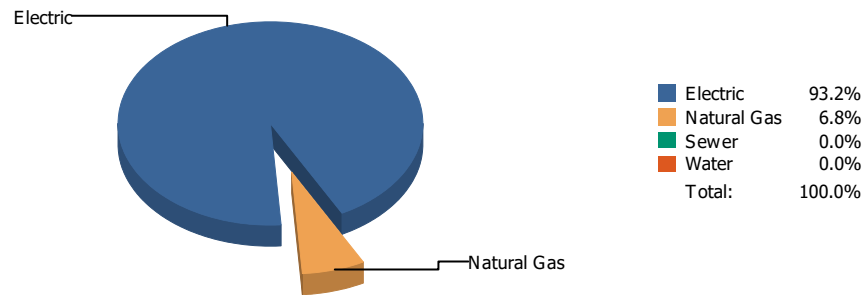
Electric



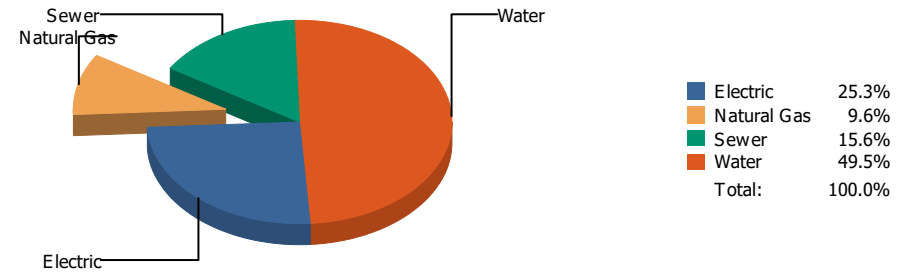
■ Electric 100.0%
Total: 100.0%

Commodity	Common Use	Energy Use	Energy Use / Area	Total Cost	Cost / Unit	Cost / Area
Place: [SCHUSTER] SCHUSTER 140 [BUILDING] Area: 34,371 SqFt Billing Period: Jul 2023						
ELECTRIC	80.00 kWh	273 KBtu	0.008 KBtu/SqFt	\$334.14	\$4.177 /kWh	\$0.010 /SqFt
Totals:		273 KBtu	0.008 KBtu/SqFt	\$334.14		

Energy

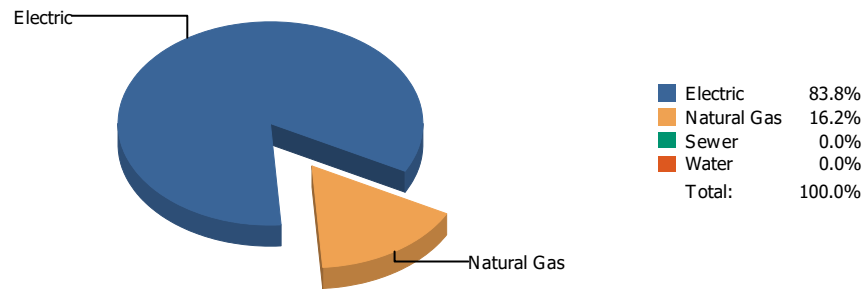


Cost

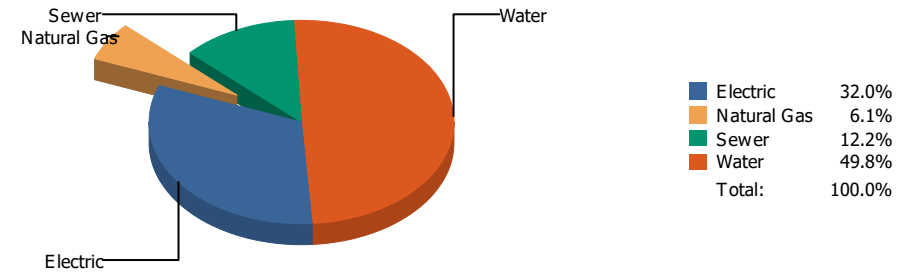


Commodity	Common Use	Energy Use	Energy Use / Area	Total Cost	Cost / Unit	Cost / Area
Place: [STANTON] STANTON 141 [BUILDING]						
Area: 75,957 SqFt						
Billing Period: Jul 2023						
ELECTRIC	9,520.00 kWh	32,482 KBtu	0.428 KBtu/SqFt	\$1,271.93	\$0.134 /kWh	\$0.017 /SqFt
NATURALGAS	23.00 CCF	2,369 KBtu	0.031 KBtu/SqFt	\$482.36	\$20.972 /CCF	\$0.006 /SqFt
SEWER	126.00 CCF			\$782.62	\$6.211 /CCF	\$0.010 /SqFt
WATER	409.00 CCF			\$2,481.89	\$6.068 /CCF	\$0.033 /SqFt
Totals:		34,851 KBtu	0.459 KBtu/SqFt	\$5,018.80		

Energy

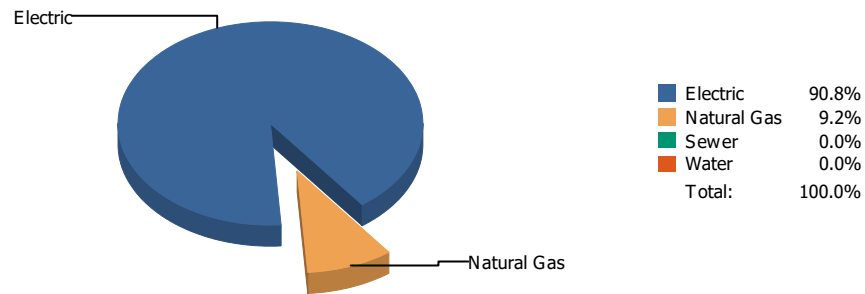


Cost

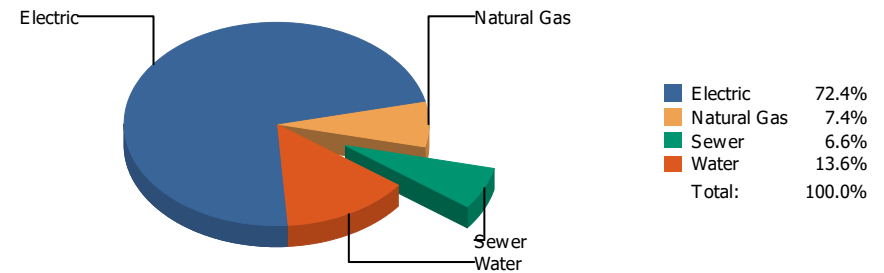


Commodity	Common Use	Energy Use	Energy Use / Area	Total Cost	Cost / Unit	Cost / Area
Place: [SUNRISEMOUNT] SUNRISE MOUNTAIN ELEMENTARY 150 [BUILDING]						
Area: 78,368 SqFt						
Billing Period: Jul 2023						
ELECTRIC	18,620.00 kWh	63,531 KBtu	0.811 KBtu/SqFt	\$1,717.88	\$0.092 /kWh	\$0.022 /SqFt
NATURALGAS	119.00 CCF	12,257 KBtu	0.156 KBtu/SqFt	\$326.36	\$2.743 /CCF	\$0.004 /SqFt
SEWER	38.00 CCF			\$656.56	\$17.278 /CCF	\$0.008 /SqFt
WATER	517.00 CCF			\$2,674.03	\$5.172 /CCF	\$0.034 /SqFt
Totals:		75,788 KBtu	0.967 KBtu/SqFt	\$5,374.83		

Energy

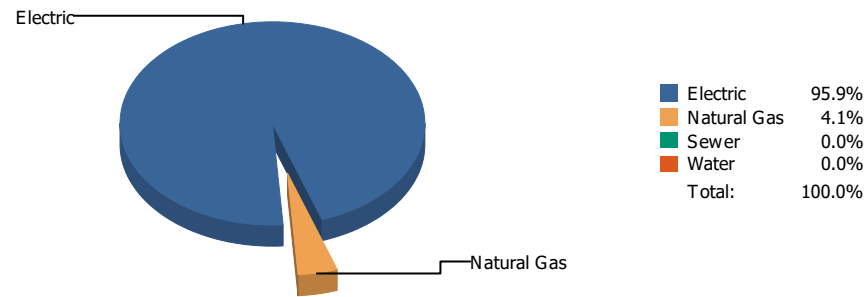


Cost

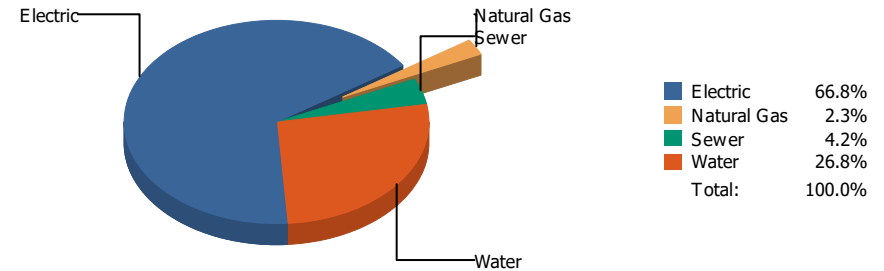


Commodity	Common Use	Energy Use	Energy Use / Area	Total Cost	Cost / Unit	Cost / Area
Place: [SUNSET-HIGH_1] TECHNOLOGY SERVICES [BUILDING]						
Area: 33,263 SqFt						
Billing Period: Jul 2023						
ELECTRIC	36,680.00 kWh	125,152 KBtu	3.763 KBtu/SqFt	\$3,208.76	\$0.087 /kWh	\$0.096 /SqFt
NATURALGAS	123.00 CCF	12,669 KBtu	0.381 KBtu/SqFt	\$329.37	\$2.678 /CCF	\$0.010 /SqFt
SEWER	32.00 CCF			\$291.65	\$9.114 /CCF	\$0.009 /SqFt
WATER	96.00 CCF			\$603.80	\$6.290 /CCF	\$0.018 /SqFt
Totals:		137,821 KBtu	4.143 KBtu/SqFt	\$4,433.58		

Energy

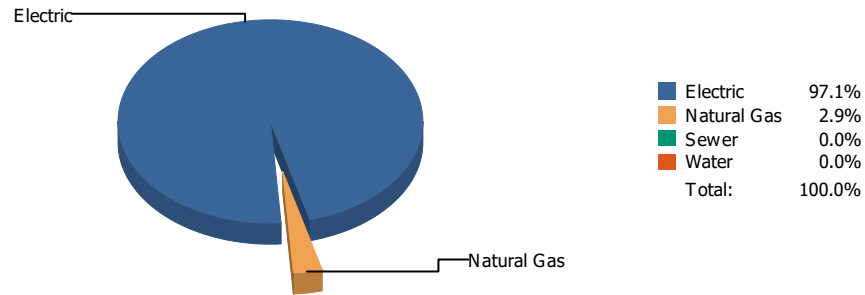


Cost

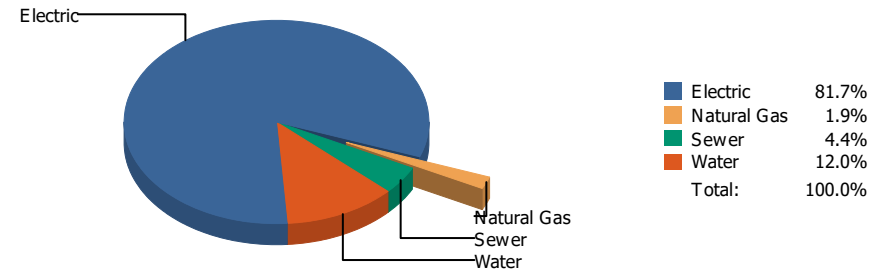


Commodity	Common Use	Energy Use	Energy Use / Area	Total Cost	Cost / Unit	Cost / Area
Place: [TIPPENELEMENTARY] TIPPIN ELEMENTARY 168 [BUILDING]						
Area: 88,360 SqFt						
Billing Period: Jul 2023						
ELECTRIC	87,360.00 kWh	298,072 KBtu	3.373 KBtu/SqFt	\$9,511.65	\$0.109 /kWh	\$0.108 /SqFt
NATURALGAS	124.00 CCF	12,772 KBtu	0.145 KBtu/SqFt	\$330.43	\$2.665 /CCF	\$0.004 /SqFt
SEWER	57.00 CCF			\$592.73	\$10.399 /CCF	\$0.007 /SqFt
WATER	455.00 CCF			\$3,812.30	\$8.379 /CCF	\$0.043 /SqFt
Totals:		310,844 KBtu	3.518 KBtu/SqFt	\$14,247.11		

Energy

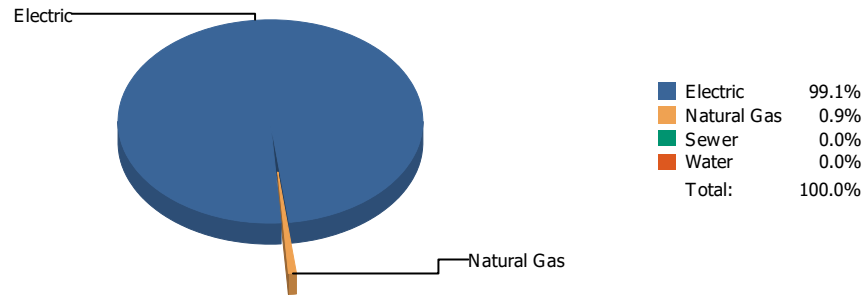


Cost

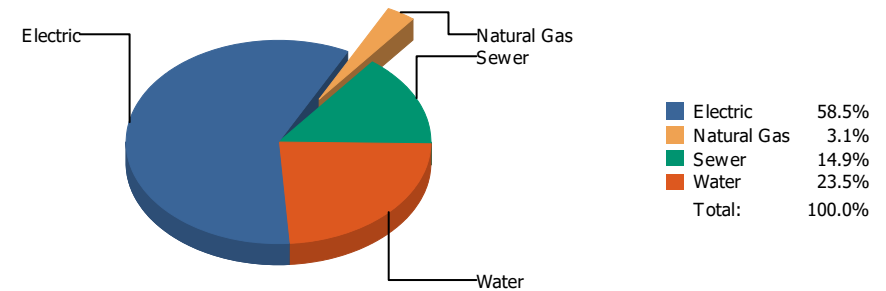


Commodity	Common Use	Energy Use	Energy Use / Area	Total Cost	Cost / Unit	Cost / Area
Place: [TOMLEA_2] TOM LEA 178 [BUILDING]						
Area: 88,828 SqFt						
Billing Period: Jul 2023						
ELECTRIC	73,600.00 kWh	251,123 KBtu	2.827 KBtu/SqFt	\$12,788.23	\$0.174 /kWh	\$0.144 /SqFt
NATURALGAS	74.00 CCF	7,622 KBtu	0.086 KBtu/SqFt	\$290.68	\$3.928 /CCF	\$0.003 /SqFt
SEWER	82.00 CCF			\$687.23	\$8.381 /CCF	\$0.008 /SqFt
WATER	239.00 CCF			\$1,878.59	\$7.860 /CCF	\$0.021 /SqFt
Totals:		258,745 KBtu	2.913 KBtu/SqFt	\$15,644.73		

Energy

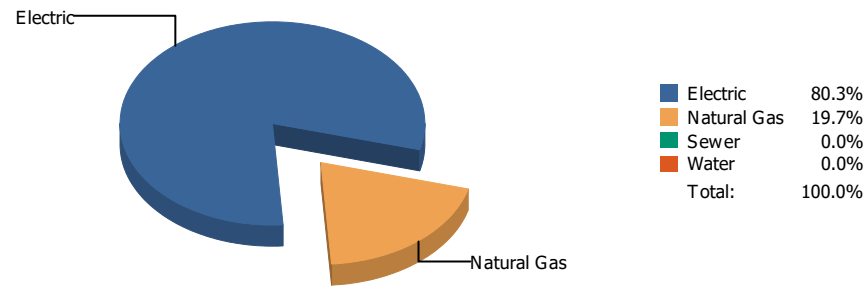


Cost

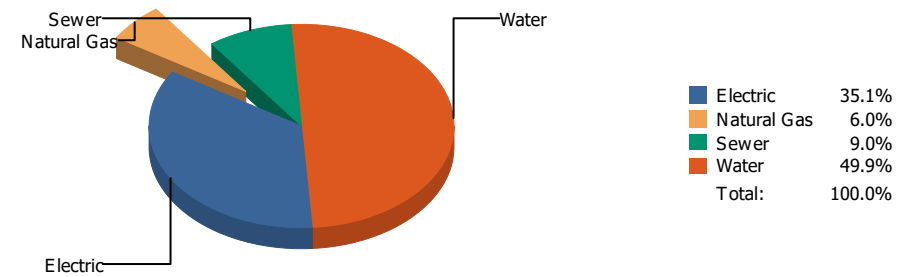


Commodity	Common Use	Energy Use	Energy Use / Area	Total Cost	Cost / Unit	Cost / Area
Place: [TORRES] TORRES 158 [BUILDING]						
Area: 59,142 SqFt						
Billing Period: Jul 2023						
ELECTRIC	53,380.00 kWh	182,133 KBtu	3.080 KBtu/SqFt	\$6,297.58	\$0.118 /kWh	\$0.106 /SqFt
NATURALGAS	16.00 CCF	1,648 KBtu	0.028 KBtu/SqFt	\$331.08	\$20.693 /CCF	\$0.006 /SqFt
SEWER	117.00 CCF			\$1,604.42	\$13.713 /CCF	\$0.027 /SqFt
WATER	414.00 CCF			\$2,526.85	\$6.104 /CCF	\$0.043 /SqFt
Totals:		183,781 KBtu	3.107 KBtu/SqFt	\$10,759.93		

Energy

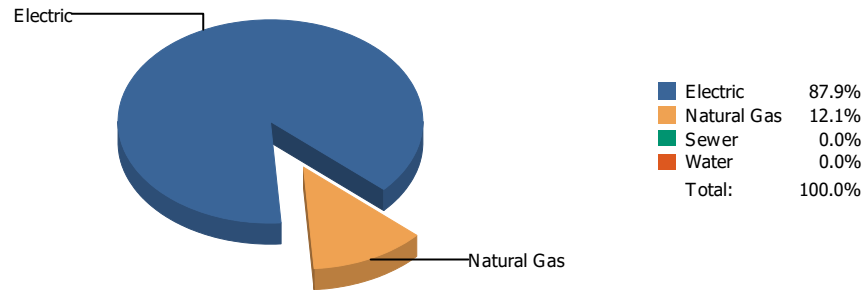


Cost

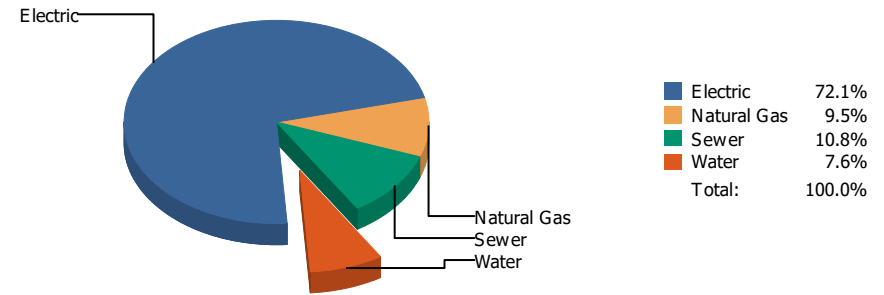


Commodity	Common Use	Energy Use	Energy Use / Area	Total Cost	Cost / Unit	Cost / Area
Place: [TRAVIS] TRAVIS 143 [BUILDING]						
Area: 78,925 SqFt						
Billing Period: Jul 2023						
ELECTRIC	16,322.00 kWh	55,691 KBtu	0.706 KBtu/SqFt	\$1,969.08	\$0.121 /kWh	\$0.025 /SqFt
NATURALGAS	133.00 CCF	13,699 KBtu	0.174 KBtu/SqFt	\$338.01	\$2.541 /CCF	\$0.004 /SqFt
SEWER	53.00 CCF			\$506.68	\$9.560 /CCF	\$0.006 /SqFt
WATER	572.00 CCF			\$2,803.88	\$4.902 /CCF	\$0.035 /SqFt
Totals:		69,390 KBtu	0.879 KBtu/SqFt	\$5,617.65		

Energy

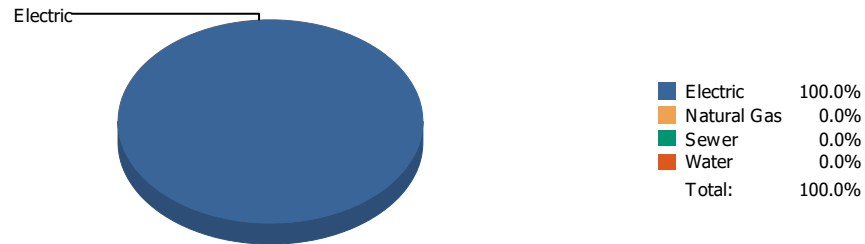


Cost

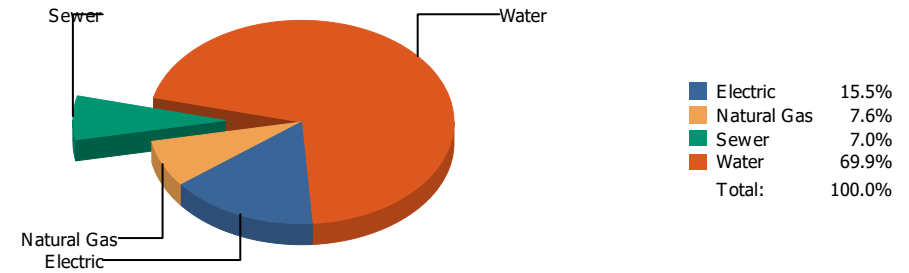


Commodity	Common Use	Energy Use	Energy Use / Area	Total Cost	Cost / Unit	Cost / Area
Place: [VILAS] VILAS 144 [BUILDING] Area: 66,992 SqFt Billing Period: Jul 2023						
ELECTRIC	22,400.00 kWh	76,429 KBtu	1.141 KBtu/SqFt	\$5,896.90	\$0.263 /kWh	\$0.088 /SqFt
NATURALGAS	102.00 CCF	10,506 KBtu	0.157 KBtu/SqFt	\$777.07	\$7.618 /CCF	\$0.011 /SqFt
SEWER	52.00 CCF			\$879.32	\$16.910 /CCF	\$0.013 /SqFt
WATER	54.00 CCF			\$625.10	\$11.576 /CCF	\$0.009 /SqFt
Totals:		86,935 KBtu	1.298 KBtu/SqFt	\$8,178.39		

Energy

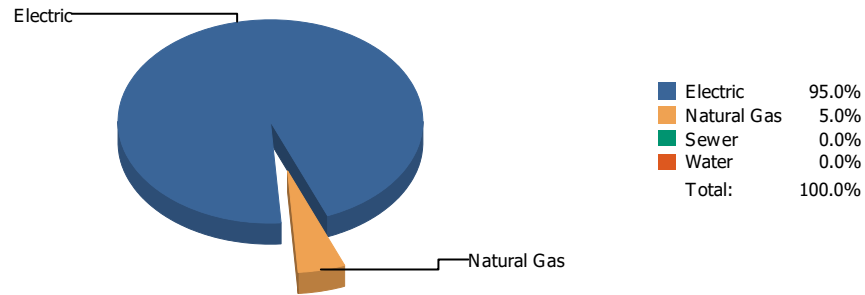


Cost

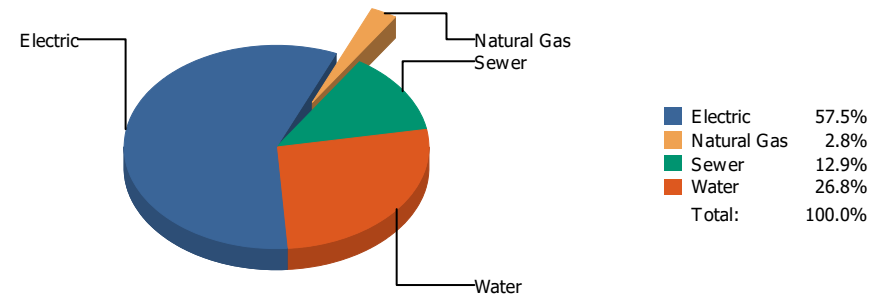


Commodity	Common Use	Energy Use	Energy Use / Area	Total Cost	Cost / Unit	Cost / Area
Place: [WAINWRIG] WAINWRIGHT 145 [BUILDING] Area: 38,227 SqFt Billing Period: Jul 2023						
ELECTRIC	11,155.00 kWh	38,061 KBtu	0.996 KBtu/SqFt	\$948.76	\$0.085 /kWh	\$0.025 /SqFt
NATURALGAS	0.00 CCF	0 KBtu	0.000 KBtu/SqFt	\$463.96	\$0.000 /CCF	\$0.012 /SqFt
SEWER	22.00 CCF			\$424.54	\$19.297 /CCF	\$0.011 /SqFt
WATER	487.00 CCF			\$4,266.75	\$8.761 /CCF	\$0.112 /SqFt
Totals:		38,061 KBtu	0.996 KBtu/SqFt	\$6,104.01		

Energy



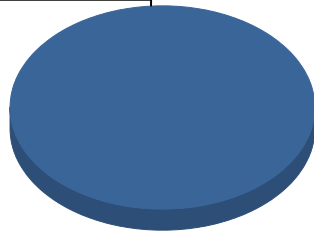
Cost



Commodity	Common Use	Energy Use	Energy Use / Area	Total Cost	Cost / Unit	Cost / Area
Place: [WALLY-HARTLEY-PK-8] WALLY HARTLEY PK-8 042 [BUILDING]						
Area: 131,497 SqFt						
Billing Period: Jul 2023						
ELECTRIC	65,538.00 kWh	223,616 KBtu	1.701 KBtu/SqFt	\$10,245.89	\$0.156 /kWh	\$0.078 /SqFt
NATURALGAS	114.00 CCF	11,742 KBtu	0.089 KBtu/SqFt	\$494.01	\$4.333 /CCF	\$0.004 /SqFt
SEWER	356.00 CCF			\$2,304.03	\$6.472 /CCF	\$0.017 /SqFt
WATER	873.00 CCF			\$4,767.49	\$5.461 /CCF	\$0.036 /SqFt
Totals:		235,358 KBtu	1.790 KBtu/SqFt	\$17,811.42		

Energy

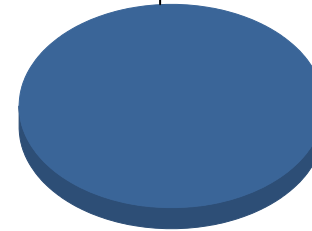
Electric



■ Electric 100.0%
Total: 100.0%

Cost

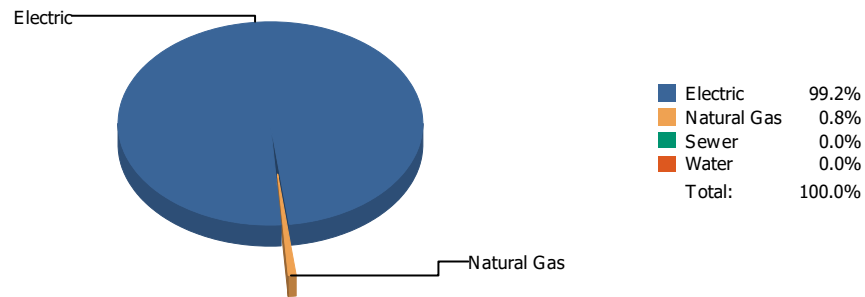
Electric



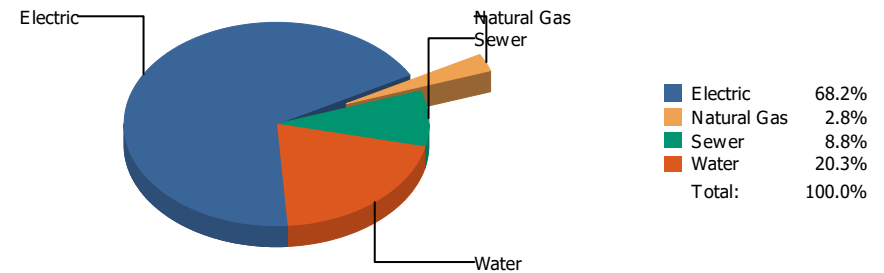
■ Electric 100.0%
Total: 100.0%

Commodity	Common Use	Energy Use	Energy Use / Area	Total Cost	Cost / Unit	Cost / Area
Place: [WESTSIDE] WESTSIDE TRANSPORTATION 951 [BUILDING]						
Area: 4,040 SqFt						
Billing Period: Jul 2023						
ELECTRIC	2,676.00 kWh	9,131 KBtu	2.260 KBtu/SqFt	\$315.98	\$0.118 /kWh	\$0.078 /SqFt
Totals:		9,131 KBtu	2.260 KBtu/SqFt	\$315.98		

Energy

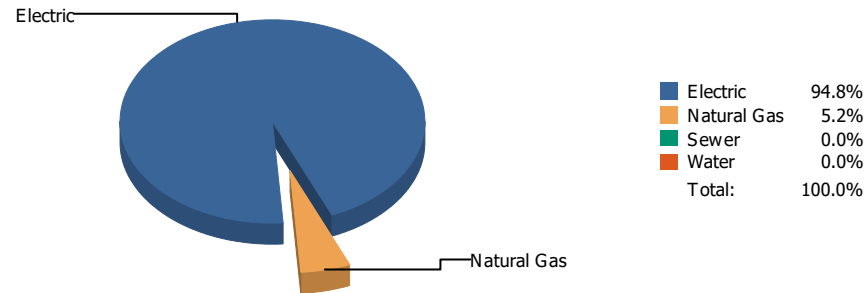


Cost

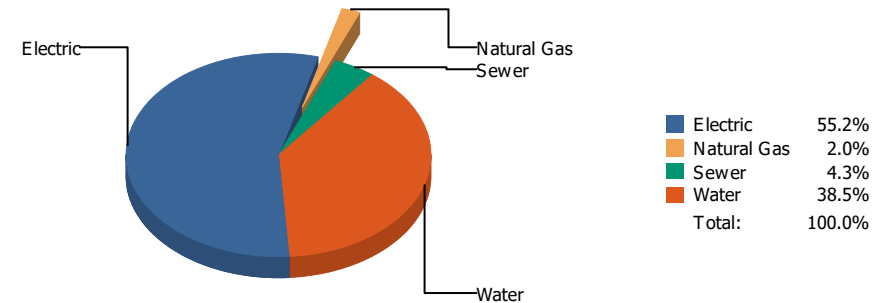


Commodity	Common Use	Energy Use	Energy Use / Area	Total Cost	Cost / Unit	Cost / Area
Place: [W-HILLS] WESTERN HILLS 146 [BUILDING]						
Area: 77,753 SqFt						
Billing Period: Jul 2023						
ELECTRIC	34,680.00 kWh	118,328 KBtu	1.522 KBtu/SqFt	\$5,879.43	\$0.170 /kWh	\$0.076 /SqFt
NATURALGAS	9.00 CCF	927 KBtu	0.012 KBtu/SqFt	\$239.12	\$26.569 /CCF	\$0.003 /SqFt
SEWER	46.00 CCF			\$754.96	\$16.412 /CCF	\$0.010 /SqFt
WATER	442.00 CCF			\$1,748.29	\$3.955 /CCF	\$0.022 /SqFt
Totals:		119,255 KBtu	1.534 KBtu/SqFt	\$8,621.80		

Energy

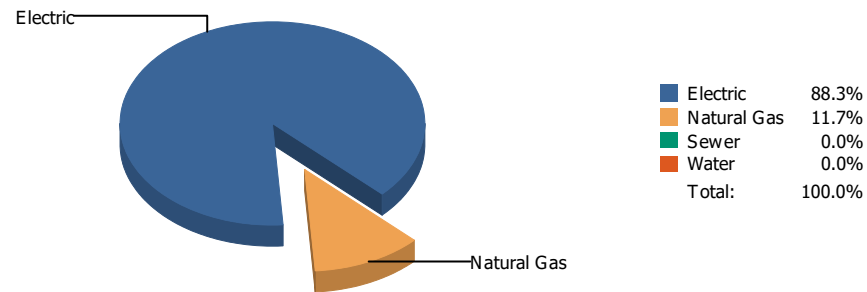


Cost

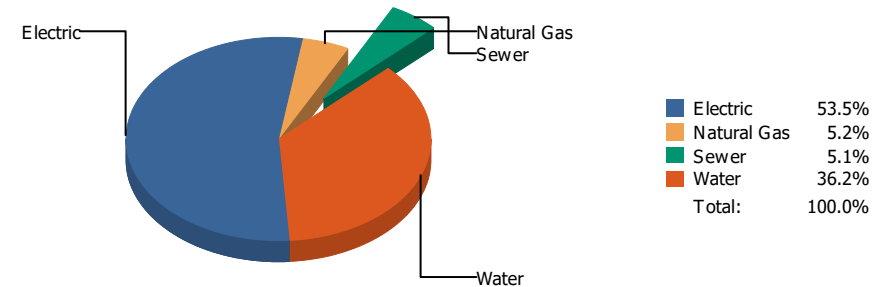


Commodity	Common Use	Energy Use	Energy Use / Area	Total Cost	Cost / Unit	Cost / Area
Place: [WHITAKER] WHITAKER 153 [BUILDING]						
Area: 89,458 SqFt						
Billing Period: Jul 2023						
ELECTRIC	46,440.00 kWh	158,453 KBtu	1.771 KBtu/SqFt	\$8,227.75	\$0.177 /kWh	\$0.092 /SqFt
NATURALGAS	85.00 CCF	8,755 KBtu	0.098 KBtu/SqFt	\$299.39	\$3.522 /CCF	\$0.003 /SqFt
SEWER	25.00 CCF			\$642.46	\$25.698 /CCF	\$0.007 /SqFt
WATER	1,319.00 CCF			\$5,731.79	\$4.346 /CCF	\$0.064 /SqFt
Totals:		167,208 KBtu	1.869 KBtu/SqFt	\$14,901.39		

Energy

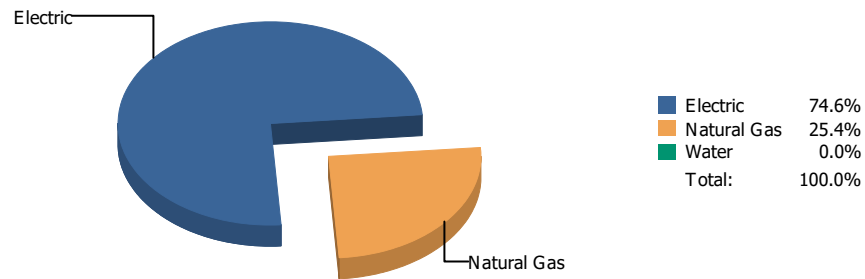


Cost

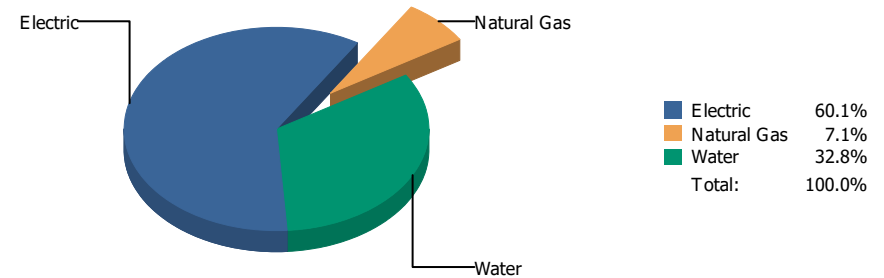


Commodity	Common Use	Energy Use	Energy Use / Area	Total Cost	Cost / Unit	Cost / Area
Place: [WHITE] ZACH WHITE ELEMENTARY NEW-1997 [BUILDING]						
Area: 92,458 SqFt						
Billing Period: Jul 2023						
ELECTRIC	32,700.00 kWh	111,572 KBtu	1.207 KBtu/SqFt	\$5,971.68	\$0.183 /kWh	\$0.065 /SqFt
NATURALGAS	143.00 CCF	14,729 KBtu	0.159 KBtu/SqFt	\$577.58	\$4.039 /CCF	\$0.006 /SqFt
SEWER	60.00 CCF			\$568.18	\$9.470 /CCF	\$0.006 /SqFt
WATER	977.00 CCF			\$4,037.71	\$4.133 /CCF	\$0.044 /SqFt
Totals:		126,301 KBtu	1.366 KBtu/SqFt	\$11,155.15		

Energy

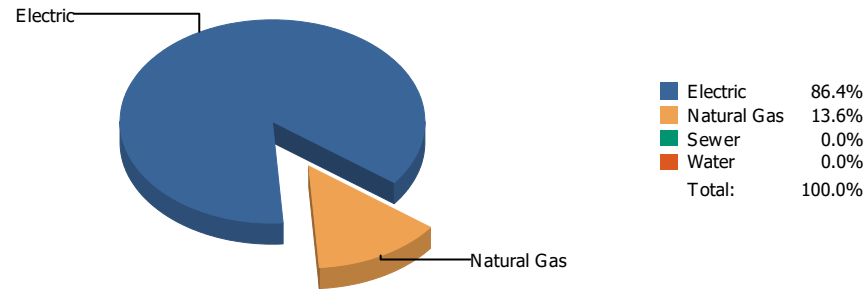


Cost

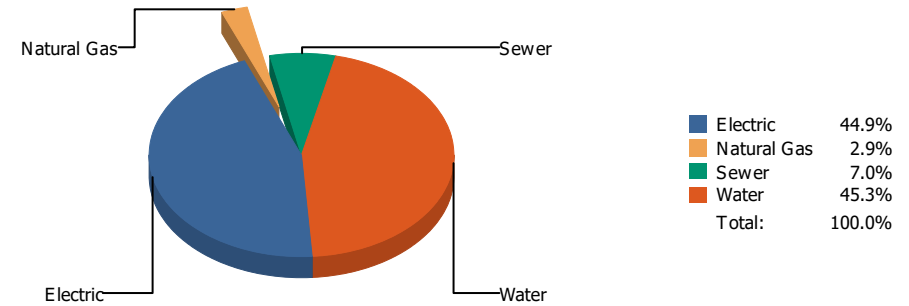


Commodity	Common Use	Energy Use	Energy Use / Area	Total Cost	Cost / Unit	Cost / Area
Place: [WIGGS] WIGGS 052 [BUILDING] Area: 110,689 SqFt Billing Period: Jul 2023						
ELECTRIC	30,120.00 kWh	102,769 KBtu	0.928 KBtu/SqFt	\$4,255.50	\$0.141 /kWh	\$0.038 /SqFt
NATURALGAS	339.00 CCF	34,917 KBtu	0.315 KBtu/SqFt	\$500.85	\$1.477 /CCF	\$0.005 /SqFt
WATER	491.00 CCF			\$2,322.70	\$4.731 /CCF	\$0.021 /SqFt
Totals:		137,686 KBtu	1.244 KBtu/SqFt	\$7,079.05		

Energy



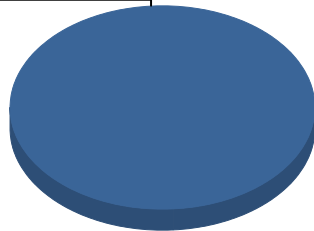
Cost



Commodity	Common Use	Energy Use	Energy Use / Area	Total Cost	Cost / Unit	Cost / Area
Place: [YOUNG/WOMENS/ACADEMY/1] YOUNG WOMENS ACADEMY [BUILDING]						
Area: 133,779 SqFt						
Billing Period: Jul 2023						
ELECTRIC	66,000.00 kWh	225,192 KBtu	1.683 KBtu/SqFt	\$7,941.86	\$0.120 /kWh	\$0.059 /SqFt
NATURALGAS	344.00 CCF	35,432 KBtu	0.265 KBtu/SqFt	\$504.83	\$1.468 /CCF	\$0.004 /SqFt
SEWER	173.00 CCF			\$1,235.02	\$7.139 /CCF	\$0.009 /SqFt
WATER	1,682.00 CCF			\$8,014.29	\$4.765 /CCF	\$0.060 /SqFt
Totals:		260,624 KBtu	1.948 KBtu/SqFt	\$17,696.00		

Energy

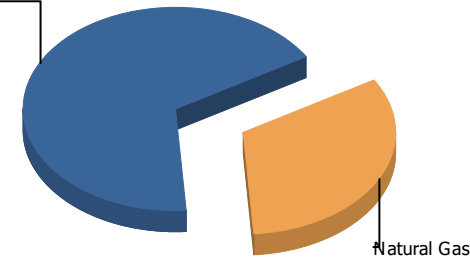
Electric



Electric 100.0%
 Natural Gas 0.0%
 Total: 100.0%

Cost

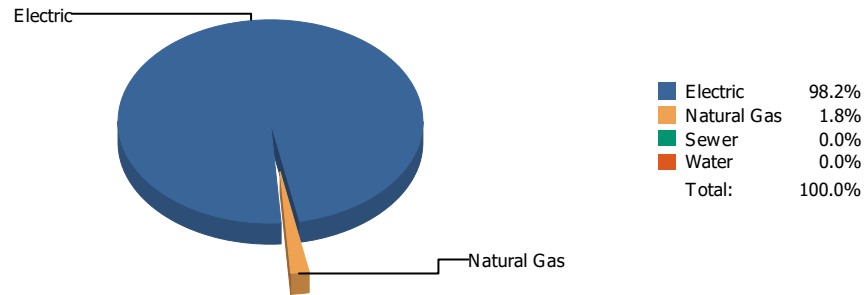
Electric



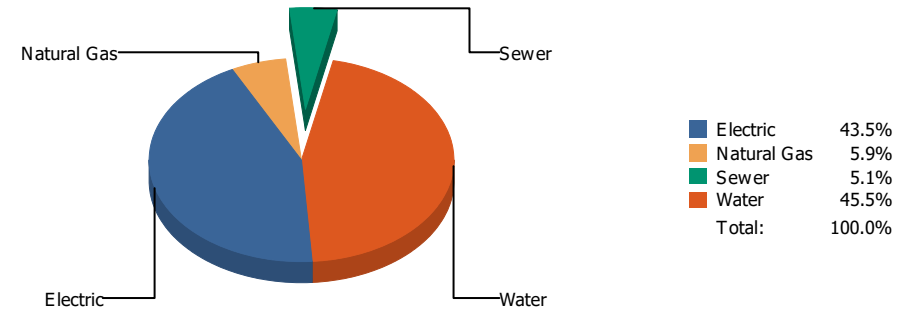
Electric 67.4%
 Natural Gas 32.6%
 Total: 100.0%

Commodity	Common Use	Energy Use	Energy Use / Area	Total Cost	Cost / Unit	Cost / Area
Place: [ZANEGREYWAREHOUSE] ZANE GREY WAREHOUSE [BUILDING]						
Area: 0 SqFt						
Billing Period: Jul 2023						
ELECTRIC	2,529.00 kWh	8,629 KBtu		\$480.18	\$0.190 /kWh	
NATURALGAS	0.00 CCF	0 KBtu		\$231.98	\$0.000 /CCF	
Totals:		8,629 KBtu		\$712.16		

Energy



Cost



Commodity	Common Use	Energy Use	Energy Use / Area	Total Cost	Cost / Unit	Cost / Area
Place: [ZAVALA] ZAVALA 148 [BUILDING]						
Area: 53,356 SqFt						
Billing Period: Jul 2023						
ELECTRIC	16,392.00 kWh	55,930 KBtu	1.048 KBtu/SqFt	\$2,412.42	\$0.147 /kWh	\$0.045 /SqFt
NATURALGAS	10.00 CCF	1,030 KBtu	0.019 KBtu/SqFt	\$326.31	\$32.631 /CCF	\$0.006 /SqFt
SEWER	29.00 CCF			\$280.31	\$9.666 /CCF	\$0.005 /SqFt
WATER	373.00 CCF			\$2,524.53	\$6.768 /CCF	\$0.047 /SqFt
Totals:		56,960 KBtu	1.068 KBtu/SqFt	\$5,543.57		

Requested by: eagarci2

Client version:

Report version: 9

Filters: Meters in Building Name: Not one of ZACH WHITE MODULAR SCHOOL 147;START SCHOOL EARLY 1 DAY VALUE;STADIUM RATE CHANGES;SKY PARK IB1;SKY PARK I 200;SKY PARK;ROOSEVELT 137;REMCON COTTAGES;PARKDALE COTTAGES 957;NORTHEAST BOOK DEPOSITORY 814;NEW COMPUTERS SINCE JUNE 1990;Lighting;CANYON HILLS PORTABLES;Butterfield Trail Warehouse;BRANON COTTAGES 955;BLUE FLAME BLDG.;BARCELONA COTTAGES;ALL REFUNDS AND REBATES; ; Bill is Void Equals 0; Account is Active Equals 1; Bill is from External Vendor Equals 1; ; Billing Period Equals Jul 2023

Record count: 0