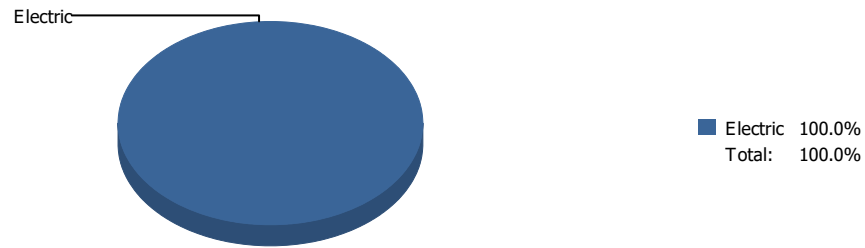
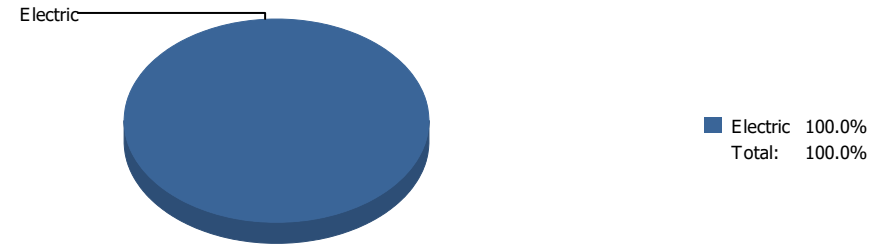


Energy

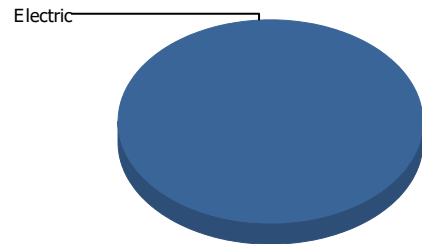


Cost



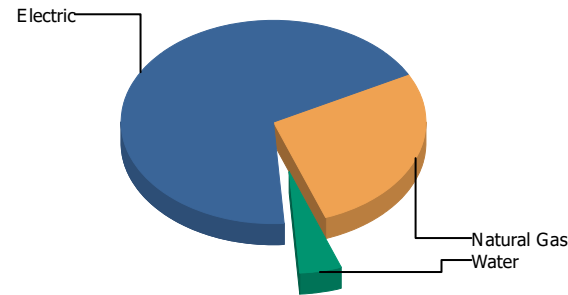
Commodity	Common Use	Energy Use	Energy Use / Area	Total Cost	Cost / Unit	Cost / Area
Place: [ALAMO] ALAMO 101 [BUILDING]						
Area: 58,978 SqFt						
Billing Period: May 2021						
ELECTRIC	2,500.00 kWh	8,530 KBtu	0.145 KBtu/SqFt	\$359.66	\$0.144 /kWh	\$0.006 /SqFt
Totals:		8,530 KBtu	0.145 KBtu/SqFt	\$359.66		

Energy



Electric	100.0%
Natural Gas	0.0%
Water	0.0%
Total:	100.0%

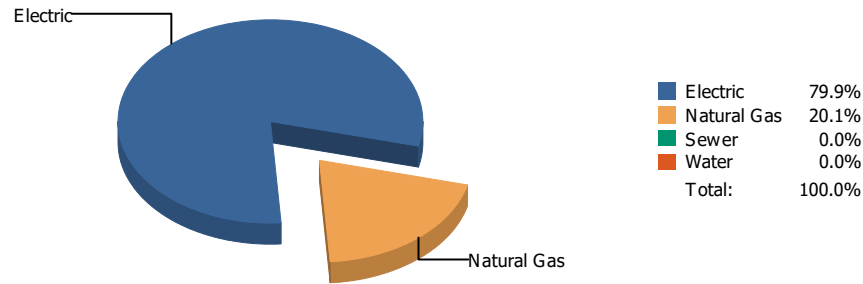
Cost



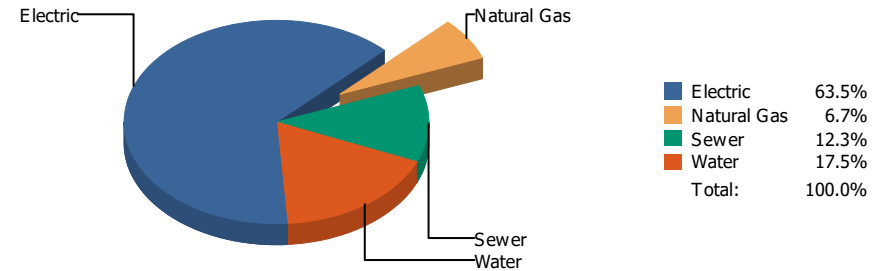
Electric	68.4%
Natural Gas	27.2%
Water	4.4%
Total:	100.0%

Commodity	Common Use	Energy Use	Energy Use / Area	Total Cost	Cost / Unit	Cost / Area
Place: [ALTA] ALTA VISTA 102 [BUILDING]						
Area: 68,463 SqFt						
Billing Period: May 2021						
ELECTRIC	3,750.00 kWh	12,795 KBtu	0.187 KBtu/SqFt	\$412.04	\$0.110 /kWh	\$0.006 /SqFt
NATURALGAS	0.00 CCF	0 KBtu	0.000 KBtu/SqFt	\$163.96	\$0.000 /CCF	\$0.002 /SqFt
WATER	0.00 CCF			\$26.25	\$0.000 /CCF	\$0.000 /SqFt
Totals:		12,795 KBtu	0.187 KBtu/SqFt	\$602.25		

Energy

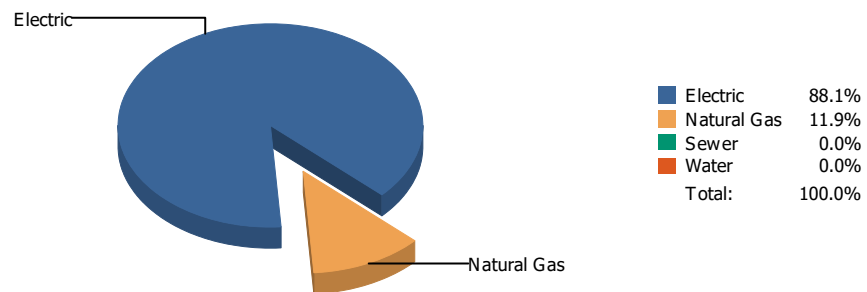


Cost

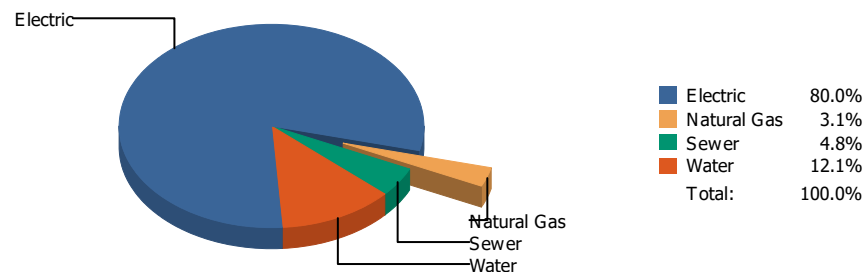


Commodity	Common Use	Energy Use	Energy Use / Area	Total Cost	Cost / Unit	Cost / Area
Place: [ADDRESS] ADDRESS 001 [BUILDING]						
Area: 266,968 SqFt						
Billing Period: May 2021						
ELECTRIC	114,703.00 kWh	391,367 KBtu	1.466 KBtu/SqFt	\$16,129.15	\$0.141 /kWh	\$0.060 /SqFt
NATURALGAS	953.00 CCF	98,159 KBtu	0.368 KBtu/SqFt	\$1,693.63	\$1.777 /CCF	\$0.006 /SqFt
SEWER	1,147.00 CCF			\$3,129.19	\$2.728 /CCF	\$0.012 /SqFt
WATER	1,597.00 CCF			\$4,445.41	\$2.784 /CCF	\$0.017 /SqFt
Totals:		489,526 KBtu	1.834 KBtu/SqFt	\$25,397.38		

Energy

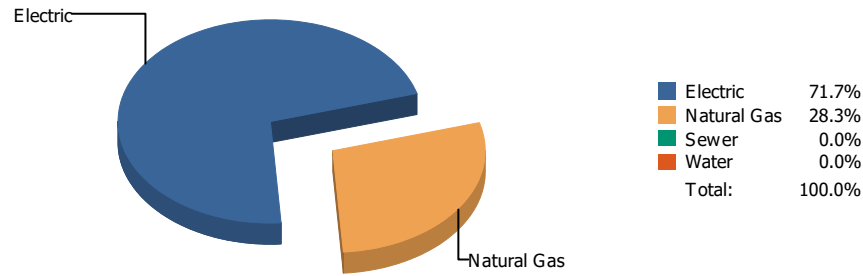


Cost

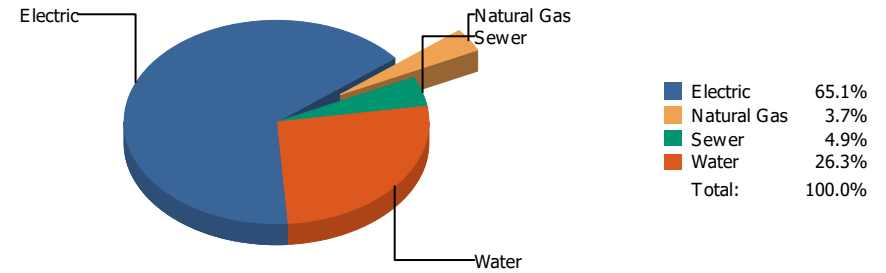


Commodity	Common Use	Energy Use	Energy Use / Area	Total Cost	Cost / Unit	Cost / Area
Place: [AOY] AOY 103 [BUILDING]						
Area: 105,486 SqFt						
Billing Period: May 2021						
ELECTRIC	45,603.00 kWh	155,597 KBtu	1.475 KBtu/SqFt	\$8,829.77	\$0.194 /kWh	\$0.084 /SqFt
NATURALGAS	205.00 CCF	21,115 KBtu	0.200 KBtu/SqFt	\$340.23	\$1.660 /CCF	\$0.003 /SqFt
SEWER	34.00 CCF			\$527.85	\$15.525 /CCF	\$0.005 /SqFt
WATER	154.00 CCF			\$1,333.56	\$8.659 /CCF	\$0.012 /SqFt
Totals:		176,712 KBtu	1.675 KBtu/SqFt	\$11,031.41		

Energy

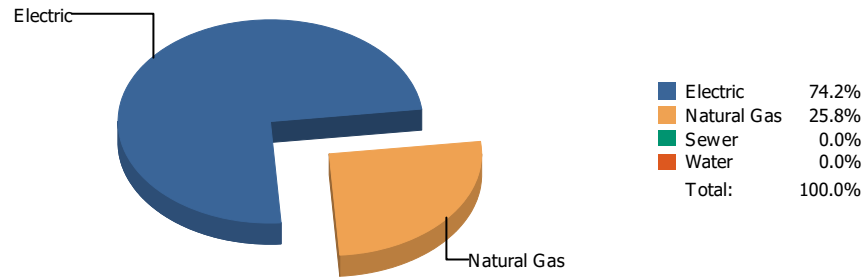


Cost

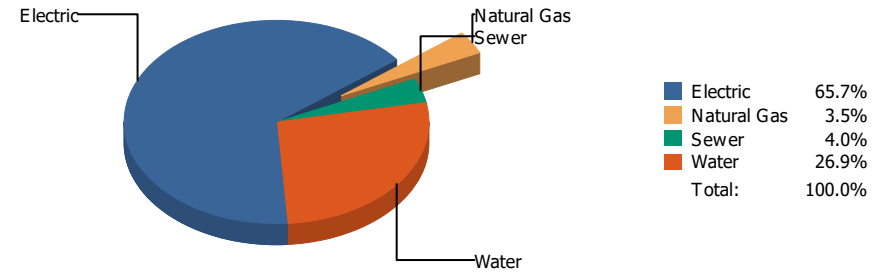


Commodity	Common Use	Energy Use	Energy Use / Area	Total Cost	Cost / Unit	Cost / Area
Place: [ARMENDARIZ_1] ARMENDARIZ MIDDLE SCHOOL [BUILDING]						
Area: 133,779 SqFt						
Billing Period: May 2021						
ELECTRIC	65,000.00 kWh	221,780 KBtu	1.658 KBtu/SqFt	\$9,182.55	\$0.141 /kWh	\$0.069 /SqFt
NATURALGAS	849.00 CCF	87,447 KBtu	0.654 KBtu/SqFt	\$527.69	\$0.622 /CCF	\$0.004 /SqFt
SEWER	144.00 CCF			\$684.11	\$4.751 /CCF	\$0.005 /SqFt
WATER	913.00 CCF			\$3,702.55	\$4.055 /CCF	\$0.028 /SqFt
Totals:		309,227 KBtu	2.311 KBtu/SqFt	\$14,096.90		

Energy

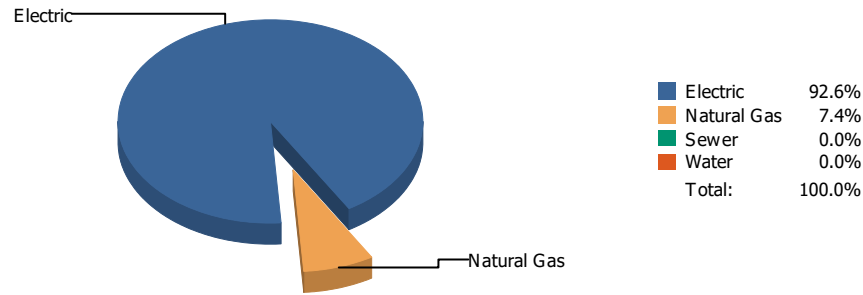


Cost

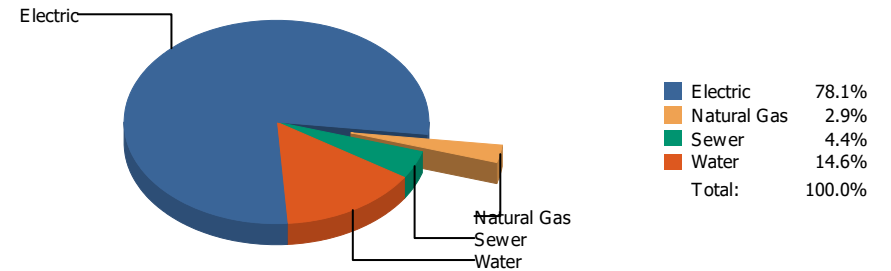


Commodity	Common Use	Energy Use	Energy Use / Area	Total Cost	Cost / Unit	Cost / Area
Place: [AUSTIN] AUSTIN 002 [BUILDING]						
Area: 269,216 SqFt						
Billing Period: May 2021						
ELECTRIC	110,476.00 kWh	376,944 KBtu	1.400 KBtu/SqFt	\$18,559.39	\$0.168 /kWh	\$0.069 /SqFt
NATURALGAS	1,273.00 CCF	131,119 KBtu	0.487 KBtu/SqFt	\$975.43	\$0.766 /CCF	\$0.004 /SqFt
SEWER	76.00 CCF			\$1,117.60	\$14.705 /CCF	\$0.004 /SqFt
WATER	1,136.00 CCF			\$7,601.66	\$6.692 /CCF	\$0.028 /SqFt
Totals:		508,063 KBtu	1.887 KBtu/SqFt	\$28,254.08		

Energy

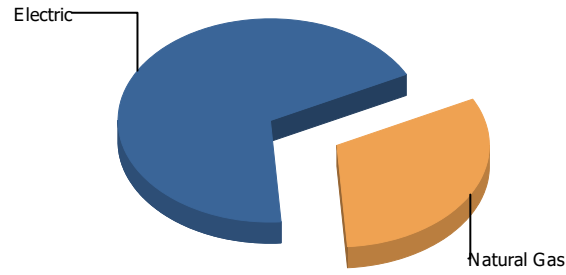


Cost



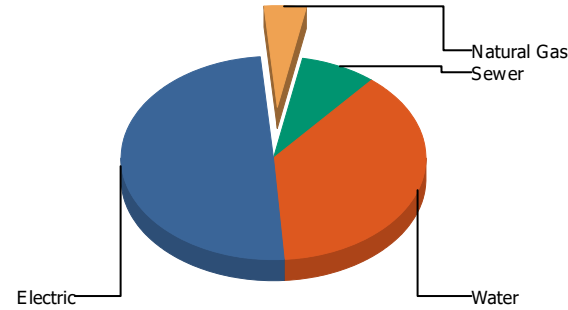
Commodity	Common Use	Energy Use	Energy Use / Area	Total Cost	Cost / Unit	Cost / Area
Place: [BARRON ELEMENTARY] Barron Elementary 165 [BUILDING]						
Area: 87,818 SqFt						
Billing Period: May 2021						
ELECTRIC	51,619.00 kWh	176,124 KBtu	2.006 KBtu/SqFt	\$8,512.85	\$0.165 /kWh	\$0.097 /SqFt
NATURALGAS	137.00 CCF	14,111 KBtu	0.161 KBtu/SqFt	\$311.43	\$2.273 /CCF	\$0.003 /SqFt
SEWER	33.00 CCF			\$480.20	\$14.552 /CCF	\$0.005 /SqFt
WATER	315.00 CCF			\$1,596.07	\$5.067 /CCF	\$0.018 /SqFt
Totals:		190,235 KBtu	2.166 KBtu/SqFt	\$10,900.55		

Energy



Electric	68.5%
Natural Gas	31.5%
Sewer	0.0%
Water	0.0%
Total:	100.0%

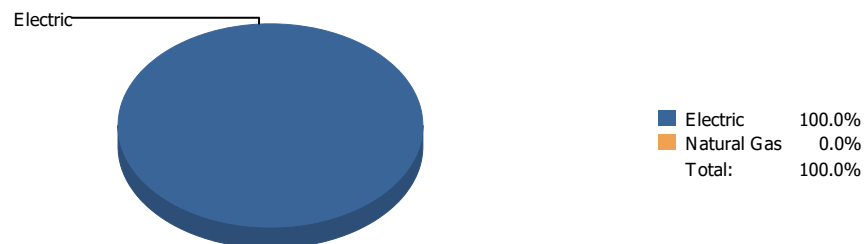
Cost



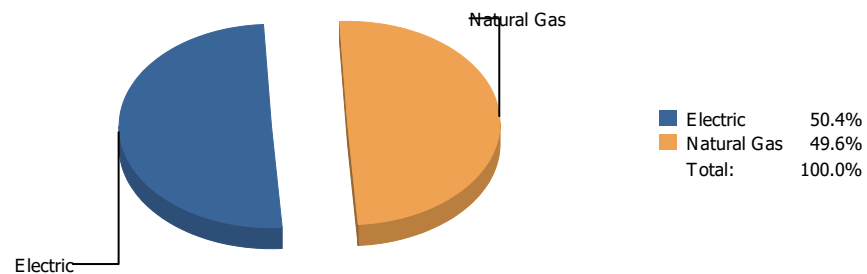
Electric	49.7%
Natural Gas	4.4%
Sewer	8.2%
Water	37.7%
Total:	100.0%

Commodity	Common Use	Energy Use	Energy Use / Area	Total Cost	Cost / Unit	Cost / Area
Place: [BASSETT] BASSETT 049 [BUILDING]						
Area: 174,250 SqFt						
Billing Period: May 2021						
ELECTRIC	50,500.00 kWh	172,306 KBtu	0.989 KBtu/SqFt	\$6,963.12	\$0.138 /kWh	\$0.040 /SqFt
NATURALGAS	770.00 CCF	79,310 KBtu	0.455 KBtu/SqFt	\$619.21	\$0.804 /CCF	\$0.004 /SqFt
SEWER	415.00 CCF			\$1,151.48	\$2.775 /CCF	\$0.007 /SqFt
WATER	1,404.00 CCF			\$5,278.38	\$3.760 /CCF	\$0.030 /SqFt
Totals:		251,616 KBtu	1.444 KBtu/SqFt	\$14,012.19		

Energy



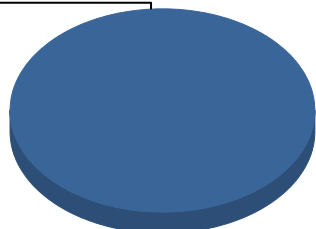
Cost



Commodity	Common Use	Energy Use	Energy Use / Area	Total Cost	Cost / Unit	Cost / Area
Place: [BEALL] BEALL 104 [BUILDING]						
Area: 74,454 SqFt						
Billing Period: May 2021						
ELECTRIC	1,102.00 kWh	3,760 KBtu	0.051 KBtu/SqFt	\$166.41	\$0.151 /kWh	\$0.002 /SqFt
NATURALGAS	0.00 CCF	0 KBtu	0.000 KBtu/SqFt	\$163.96	\$0.000 /CCF	\$0.002 /SqFt
Totals:		3,760 KBtu	0.051 KBtu/SqFt	\$330.37		

Energy

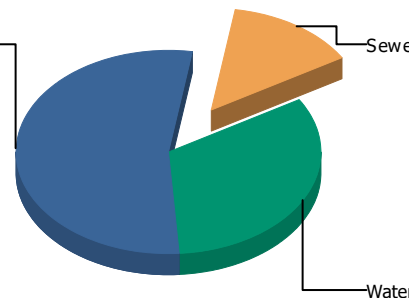
Electric



Electric 100.0%
 Sewer 0.0%
 Water 0.0%
 Total: 100.0%

Cost

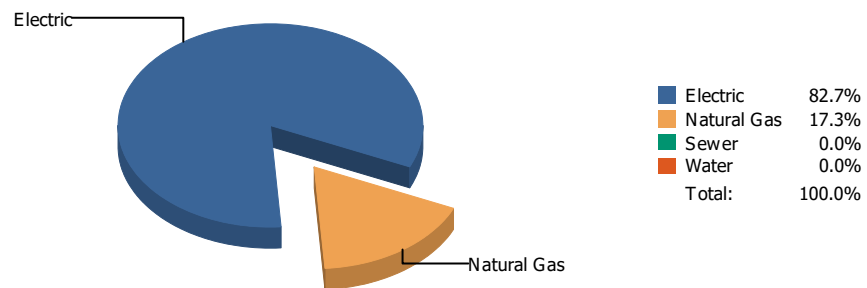
Electric



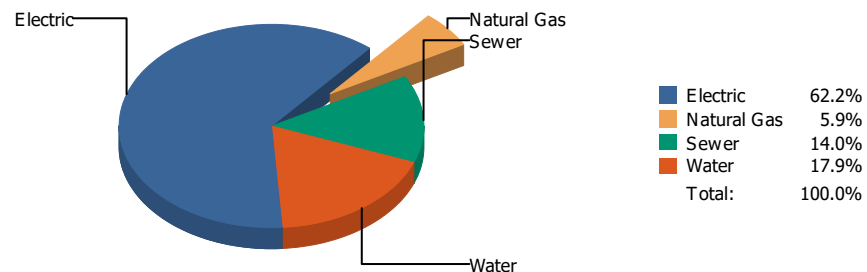
Electric 53.6%
 Sewer 14.0%
 Water 32.4%
 Total: 100.0%

Commodity	Common Use	Energy Use	Energy Use / Area	Total Cost	Cost / Unit	Cost / Area
Place: [BLISS] BLISS 105 [BUILDING]						
Area: 78,820 SqFt						
Billing Period: May 2021						
ELECTRIC	22,818.00 kWh	77,855 KBtu	0.988 KBtu/SqFt	\$3,519.55	\$0.154 /kWh	\$0.045 /SqFt
SEWER	311.00 CCF			\$922.68	\$2.967 /CCF	\$0.012 /SqFt
WATER	631.00 CCF			\$2,126.62	\$3.370 /CCF	\$0.027 /SqFt
Totals:		77,855 KBtu	0.988 KBtu/SqFt	\$6,568.85		

Energy

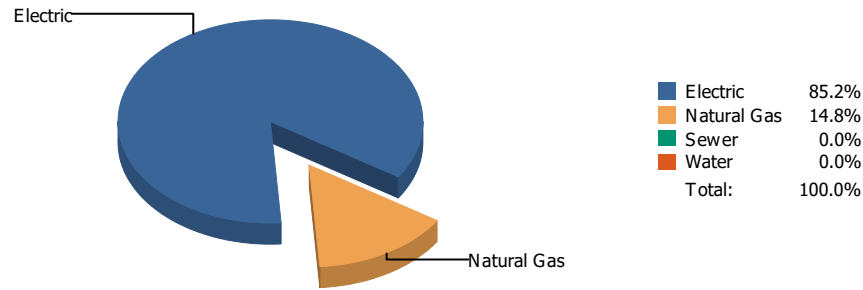


Cost

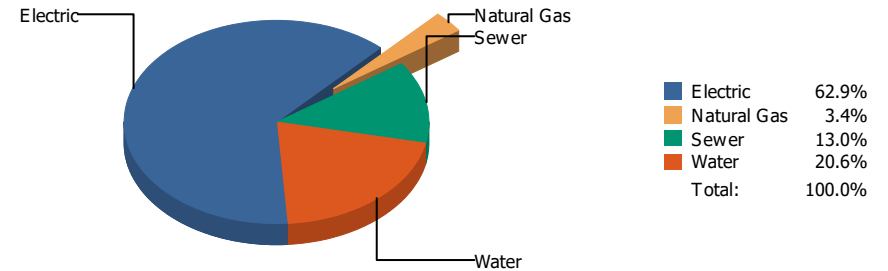


Commodity	Common Use	Energy Use	Energy Use / Area	Total Cost	Cost / Unit	Cost / Area
Place: [BOND_2] BOND 160 [BUILDING]						
Area: 89,988 SqFt						
Billing Period: May 2021						
ELECTRIC	20,507.00 kWh	69,970 KBtu	0.778 KBtu/SqFt	\$3,303.77	\$0.161 /kWh	\$0.037 /SqFt
NATURALGAS	142.00 CCF	14,626 KBtu	0.163 KBtu/SqFt	\$311.10	\$2.191 /CCF	\$0.003 /SqFt
SEWER	181.00 CCF			\$744.57	\$4.114 /CCF	\$0.008 /SqFt
WATER	231.00 CCF			\$951.57	\$4.119 /CCF	\$0.010 /SqFt
Totals:		84,596 KBtu	0.940 KBtu/SqFt	\$5,311.01		

Energy

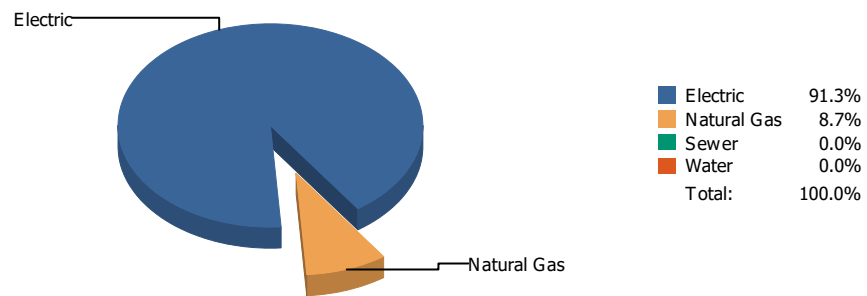


Cost

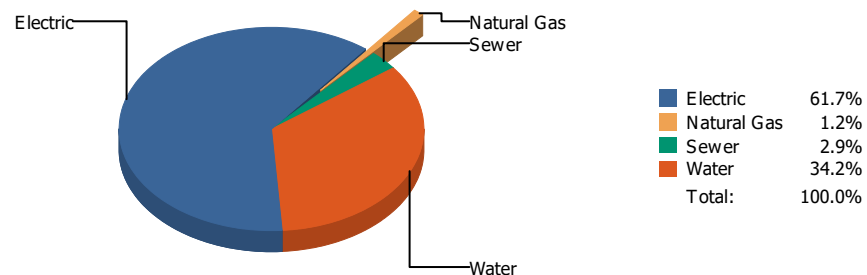


Commodity	Common Use	Energy Use	Energy Use / Area	Total Cost	Cost / Unit	Cost / Area
Place: [BONHAM] BONHAM 106 [BUILDING]						
Area: 53,522 SqFt						
Billing Period: May 2021						
ELECTRIC	21,050.00 kWh	71,823 KBtu	1.342 KBtu/SqFt	\$3,283.54	\$0.156 /kWh	\$0.061 /SqFt
NATURALGAS	121.00 CCF	12,463 KBtu	0.233 KBtu/SqFt	\$178.73	\$1.477 /CCF	\$0.003 /SqFt
SEWER	213.00 CCF			\$679.74	\$3.191 /CCF	\$0.013 /SqFt
WATER	290.00 CCF			\$1,075.86	\$3.710 /CCF	\$0.020 /SqFt
Totals:		84,286 KBtu	1.575 KBtu/SqFt	\$5,217.87		

Energy

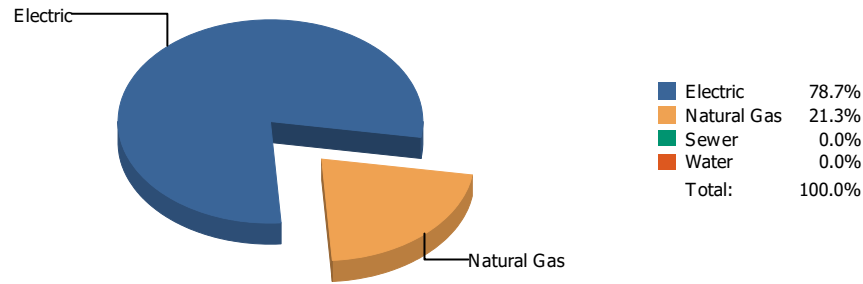


Cost

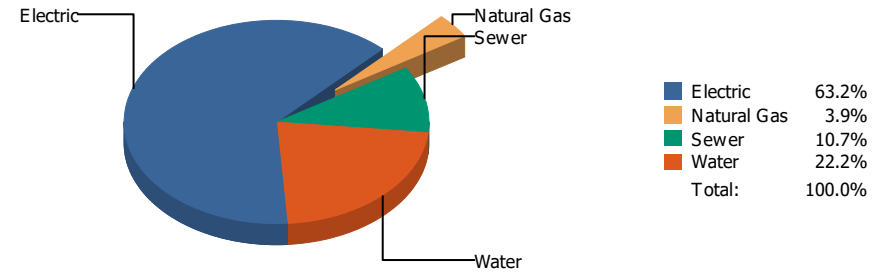


Commodity	Common Use	Energy Use	Energy Use / Area	Total Cost	Cost / Unit	Cost / Area
Place: [BOWIE] BOWIE 003 [BUILDING]						
Area: 282,931 SqFt						
Billing Period: May 2021						
ELECTRIC	142,333.00 kWh	485,640 KBtu	1.716 KBtu/SqFt	\$23,890.08	\$0.168 /kWh	\$0.084 /SqFt
NATURALGAS	451.00 CCF	46,453 KBtu	0.164 KBtu/SqFt	\$454.71	\$1.008 /CCF	\$0.002 /SqFt
SEWER	192.00 CCF			\$1,136.08	\$5.917 /CCF	\$0.004 /SqFt
WATER	3,160.00 CCF			\$13,240.28	\$4.190 /CCF	\$0.046 /SqFt
Totals:		532,093 KBtu	1.881 KBtu/SqFt	\$38,721.15		

Energy

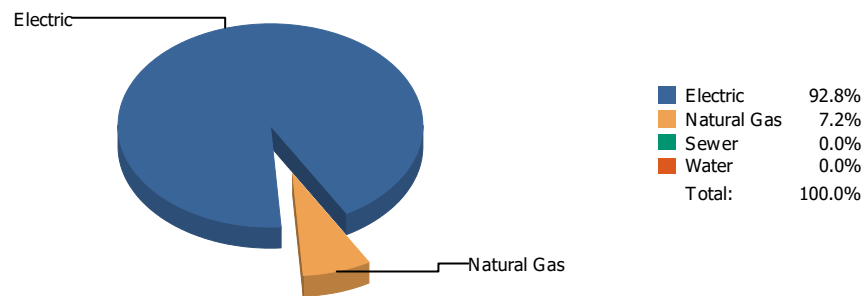


Cost

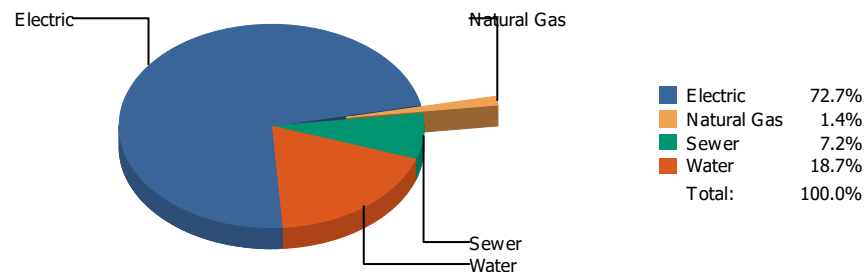


Commodity	Common Use	Energy Use	Energy Use / Area	Total Cost	Cost / Unit	Cost / Area
Place: [BRADLEY] BRADLEY 158 [BUILDING]						
Area: 59,142 SqFt						
Billing Period: May 2021						
ELECTRIC	43,080.00 kWh	146,989 KBtu	2.485 KBtu/SqFt	\$5,883.24	\$0.137 /kWh	\$0.099 /SqFt
NATURALGAS	386.00 CCF	39,758 KBtu	0.672 KBtu/SqFt	\$366.15	\$0.949 /CCF	\$0.006 /SqFt
SEWER	122.00 CCF			\$996.42	\$8.167 /CCF	\$0.017 /SqFt
WATER	338.00 CCF			\$2,062.44	\$6.102 /CCF	\$0.035 /SqFt
Totals:		186,747 KBtu	3.158 KBtu/SqFt	\$9,308.25		

Energy

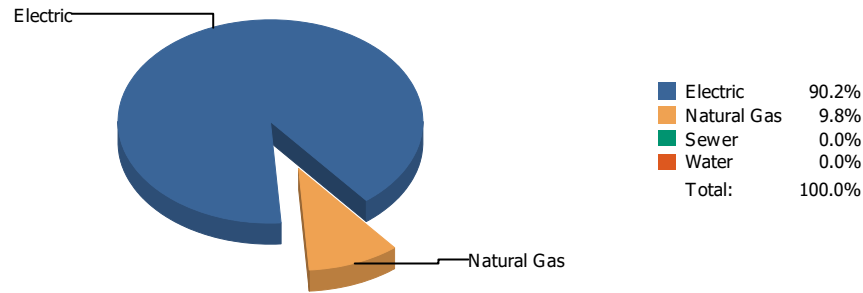


Cost

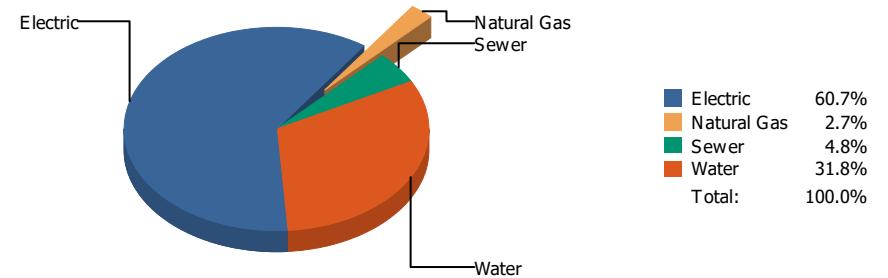


Commodity	Common Use	Energy Use	Energy Use / Area	Total Cost	Cost / Unit	Cost / Area
Place: [BROWN] BROWN MIDDLE SCHOOL 056 [BUILDING]						
Area: 173,263 SqFt						
Billing Period: May 2021						
ELECTRIC	77,000.00 kWh	262,724 KBtu	1.516 KBtu/SqFt	\$11,429.24	\$0.148 /kWh	\$0.066 /SqFt
NATURALGAS	198.00 CCF	20,394 KBtu	0.118 KBtu/SqFt	\$218.69	\$1.104 /CCF	\$0.001 /SqFt
SEWER	349.00 CCF			\$1,135.11	\$3.252 /CCF	\$0.007 /SqFt
WATER	778.00 CCF			\$2,944.88	\$3.785 /CCF	\$0.017 /SqFt
Totals:		283,118 KBtu	1.634 KBtu/SqFt	\$15,727.92		

Energy

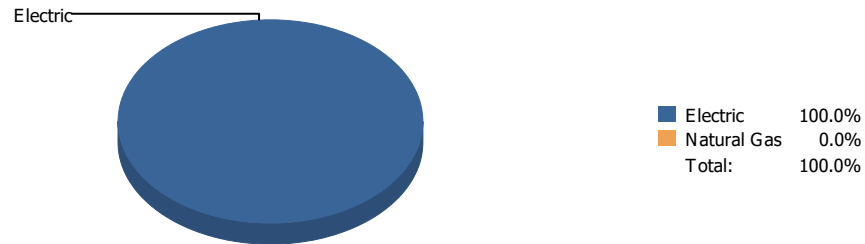


Cost

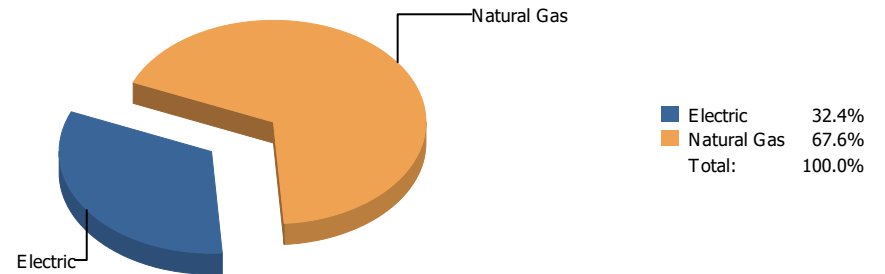


Commodity	Common Use	Energy Use	Energy Use / Area	Total Cost	Cost / Unit	Cost / Area
Place: [BURGES] BURGESS 004 [BUILDING]						
Area: 241,219 SqFt						
Billing Period: May 2021						
ELECTRIC	79,019.00 kWh	269,613 KBtu	1.118 KBtu/SqFt	\$11,351.40	\$0.144 /kWh	\$0.047 /SqFt
NATURALGAS	286.00 CCF	29,458 KBtu	0.122 KBtu/SqFt	\$500.35	\$1.749 /CCF	\$0.002 /SqFt
SEWER	40.00 CCF			\$895.39	\$22.385 /CCF	\$0.004 /SqFt
WATER	948.00 CCF			\$5,941.03	\$6.267 /CCF	\$0.024 /SqFt
Totals:		299,071 KBtu	1.240 KBtu/SqFt	\$18,688.17		

Energy

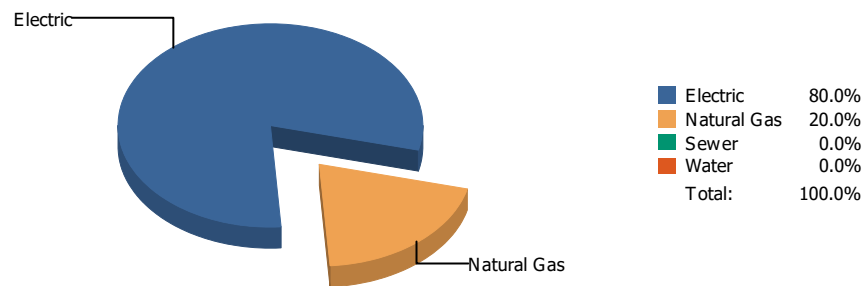


Cost

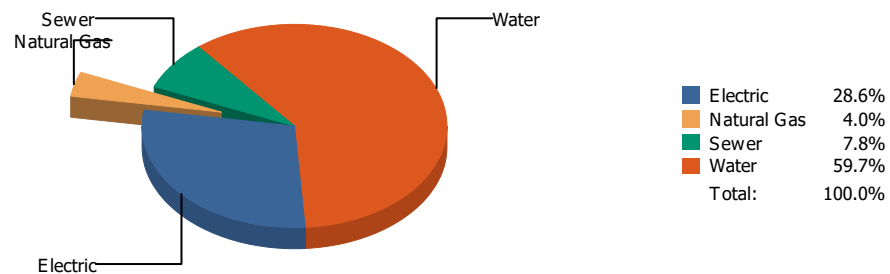


Commodity	Common Use	Energy Use	Energy Use / Area	Total Cost	Cost / Unit	Cost / Area
Place: [BURLESON] BURLESON 107 [BUILDING]						
Area: 73,772 SqFt						
Billing Period: May 2021						
ELECTRIC	1,628.00 kWh	5,555 KBtu	0.075 KBtu/SqFt	\$236.17	\$0.145 /kWh	\$0.003 /SqFt
NATURALGAS	0.00 CCF	0 KBtu	0.000 KBtu/SqFt	\$491.88	\$0.000 /CCF	\$0.007 /SqFt
Totals:		5,555 KBtu	0.075 KBtu/SqFt	\$728.05		

Energy

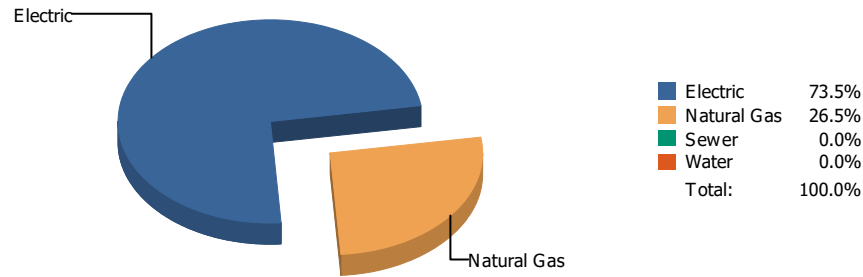


Cost

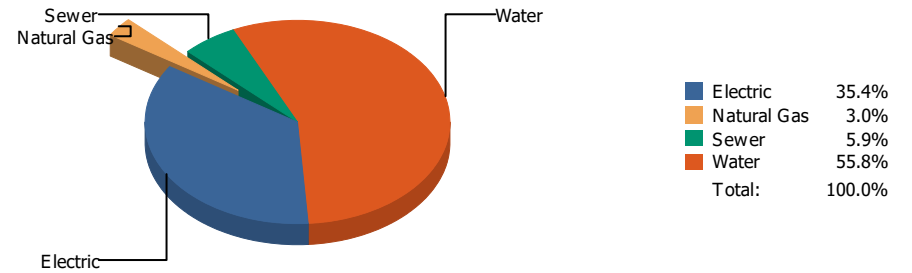


Commodity	Common Use	Energy Use	Energy Use / Area	Total Cost	Cost / Unit	Cost / Area
Place: [BURNET] BURNET 108 [BUILDING]						
Area: 50,520 SqFt						
Billing Period: May 2021						
ELECTRIC	14,394.00 kWh	49,112 KBtu	0.972 KBtu/SqFt	\$2,186.07	\$0.152 /kWh	\$0.043 /SqFt
NATURALGAS	119.00 CCF	12,257 KBtu	0.243 KBtu/SqFt	\$302.86	\$2.545 /CCF	\$0.006 /SqFt
SEWER	172.00 CCF			\$594.18	\$3.455 /CCF	\$0.012 /SqFt
WATER	792.00 CCF			\$4,569.03	\$5.769 /CCF	\$0.090 /SqFt
Totals:		61,369 KBtu	1.215 KBtu/SqFt	\$7,652.14		

Energy

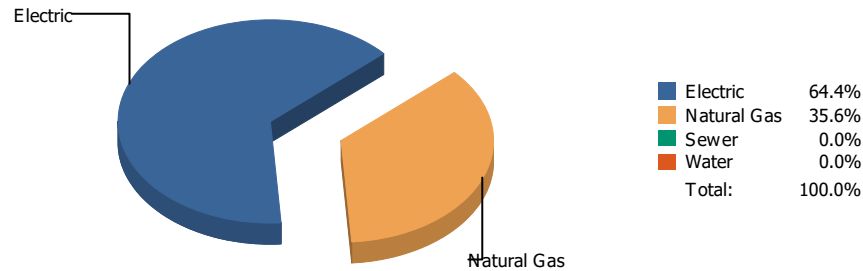


Cost

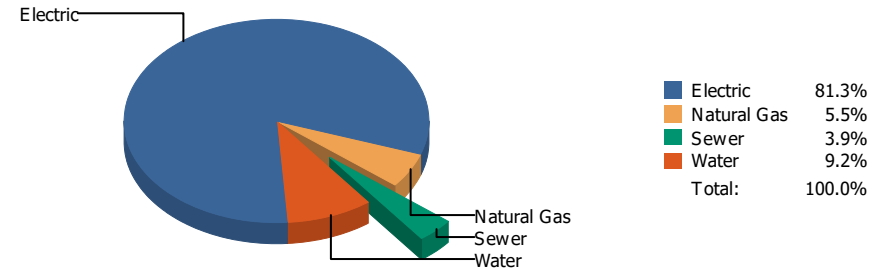


Commodity	Common Use	Energy Use	Energy Use / Area	Total Cost	Cost / Unit	Cost / Area
Place: [CANYON-HILLS] CANYON HILLS 043 [BUILDING]						
Area: 133,149 SqFt						
Billing Period: May 2021						
ELECTRIC	35,510.00 kWh	121,160 KBtu	0.910 KBtu/SqFt	\$5,366.53	\$0.151 /kWh	\$0.040 /SqFt
NATURALGAS	424.00 CCF	43,672 KBtu	0.328 KBtu/SqFt	\$451.35	\$1.065 /CCF	\$0.003 /SqFt
SEWER	70.00 CCF			\$888.62	\$12.695 /CCF	\$0.007 /SqFt
WATER	1,107.00 CCF			\$8,467.92	\$7.649 /CCF	\$0.063 /SqFt
Totals:		164,832 KBtu	1.238 KBtu/SqFt	\$15,174.42		

Energy

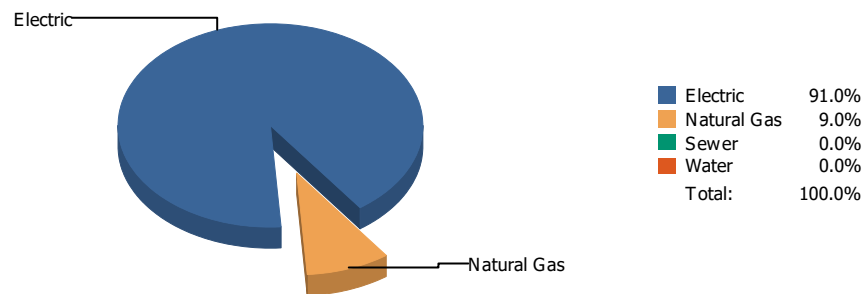


Cost

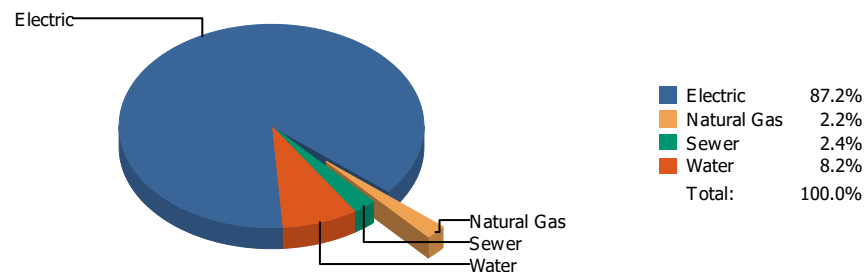


Commodity	Common Use	Energy Use	Energy Use / Area	Total Cost	Cost / Unit	Cost / Area
Place: [CAREER] CAREER AND TECHNOLOGY [BUILDING]						
Area: 146,485 SqFt						
Billing Period: May 2021						
ELECTRIC	68,024.00 kWh	232,098 KBtu	1.584 KBtu/SqFt	\$10,450.87	\$0.154 /kWh	\$0.071 /SqFt
NATURALGAS	1,243.00 CCF	128,029 KBtu	0.874 KBtu/SqFt	\$710.59	\$0.572 /CCF	\$0.005 /SqFt
SEWER	82.00 CCF			\$504.62	\$6.154 /CCF	\$0.003 /SqFt
WATER	271.00 CCF			\$1,188.70	\$4.386 /CCF	\$0.008 /SqFt
Totals:		360,127 KBtu	2.458 KBtu/SqFt	\$12,854.78		

Energy

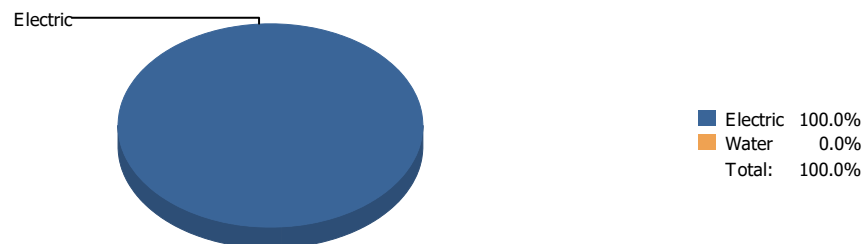


Cost

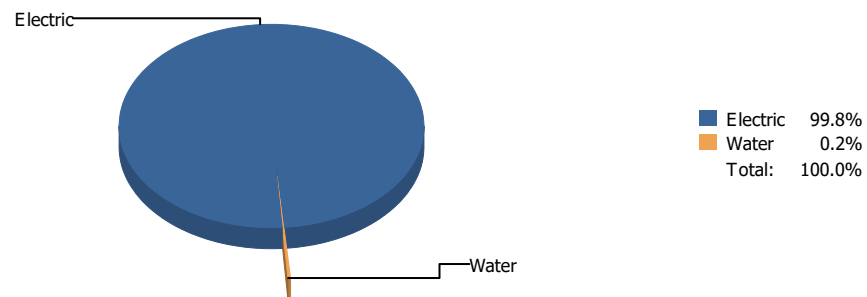


Commodity	Common Use	Energy Use	Energy Use / Area	Total Cost	Cost / Unit	Cost / Area
Place: [CENTRAL_OFFICE_STANTON] CENTRAL OFFICE STANTON [BUILDING]						
Area: 0 SqFt						
Billing Period: May 2021						
ELECTRIC	95,336.00 kWh	325,286 KBtu		\$17,414.74	\$0.183 /kWh	
NATURALGAS	311.00 CCF	32,033 KBtu		\$442.28	\$1.422 /CCF	
SEWER	48.00 CCF			\$472.91	\$9.852 /CCF	
WATER	147.00 CCF			\$1,632.48	\$11.105 /CCF	
Totals:		357,319 KBtu		\$19,962.41		

Energy

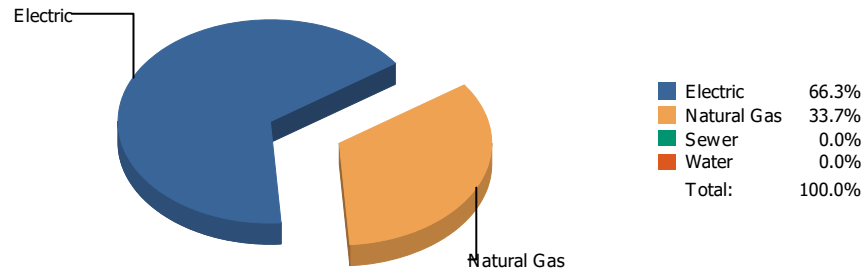


Cost

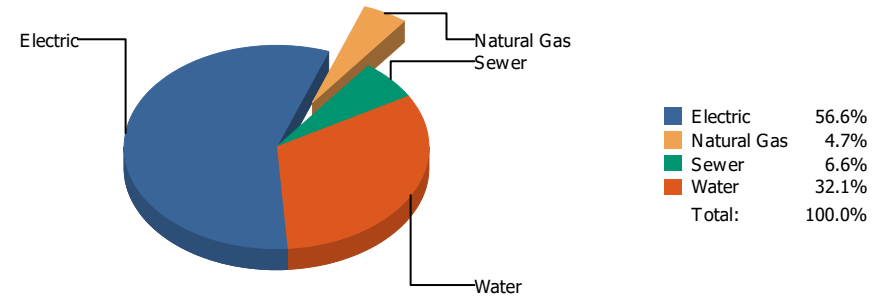


Commodity	Common Use	Energy Use	Energy Use / Area	Total Cost	Cost / Unit	Cost / Area
Place: [CHAPIN] CHAPIN 012 [BUILDING]						
Area: 273,727 SqFt						
Billing Period: May 2021						
ELECTRIC	281,431.00 kWh	960,243 KBtu	3.508 KBtu/SqFt	\$37,192.73	\$0.132 /kWh	\$0.136 /SqFt
WATER	0.00 CCF			\$72.82	\$0.000 /CCF	\$0.000 /SqFt
Totals:		960,243 KBtu	3.508 KBtu/SqFt	\$37,265.55		

Energy

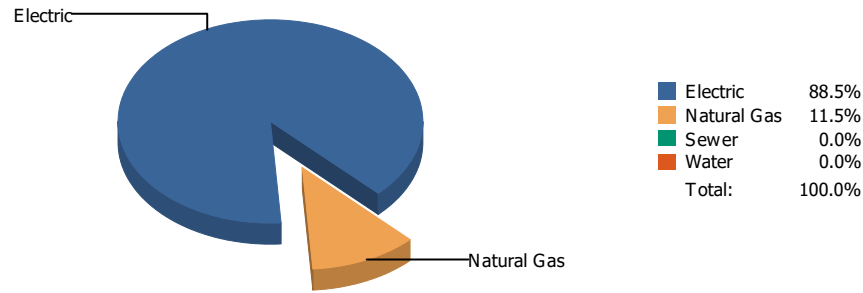


Cost

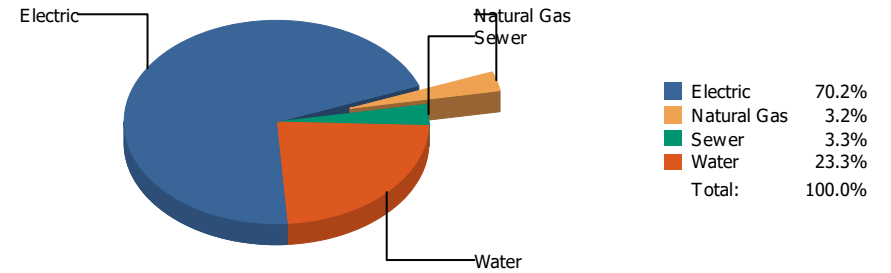


Commodity	Common Use	Energy Use	Energy Use / Area	Total Cost	Cost / Unit	Cost / Area
Place: [CHARLES] H.E. CHARLES 045 [BUILDING]						
Area: 107,867 SqFt						
Billing Period: May 2021						
ELECTRIC	57,126.00 kWh	194,914 KBtu	1.807 KBtu/SqFt	\$8,444.57	\$0.148 /kWh	\$0.078 /SqFt
NATURALGAS	961.00 CCF	98,983 KBtu	0.918 KBtu/SqFt	\$702.43	\$0.731 /CCF	\$0.006 /SqFt
SEWER	281.00 CCF			\$985.51	\$3.507 /CCF	\$0.009 /SqFt
WATER	962.00 CCF			\$4,786.71	\$4.976 /CCF	\$0.044 /SqFt
Totals:		293,897 KBtu	2.725 KBtu/SqFt	\$14,919.22		

Energy

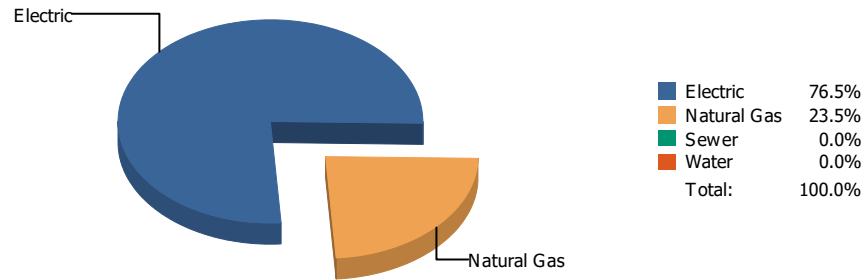


Cost

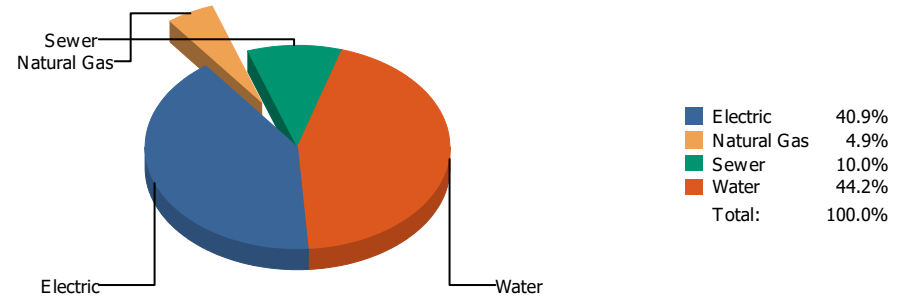


Commodity	Common Use	Energy Use	Energy Use / Area	Total Cost	Cost / Unit	Cost / Area
Place: [CIELO-VISTA] CIELO VISTA 151 [BUILDING]						
Area: 66,034 SqFt						
Billing Period: May 2021						
ELECTRIC	40,400.00 kWh	137,845 KBtu	2.087 KBtu/SqFt	\$7,151.05	\$0.177 /kWh	\$0.108 /SqFt
NATURALGAS	174.00 CCF	17,922 KBtu	0.271 KBtu/SqFt	\$325.79	\$1.872 /CCF	\$0.005 /SqFt
SEWER	45.00 CCF			\$337.48	\$7.500 /CCF	\$0.005 /SqFt
WATER	502.00 CCF			\$2,379.23	\$4.740 /CCF	\$0.036 /SqFt
Totals:		155,767 KBtu	2.359 KBtu/SqFt	\$10,193.55		

Energy

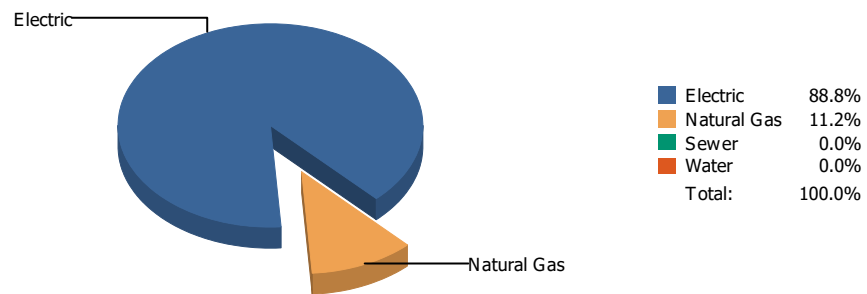


Cost

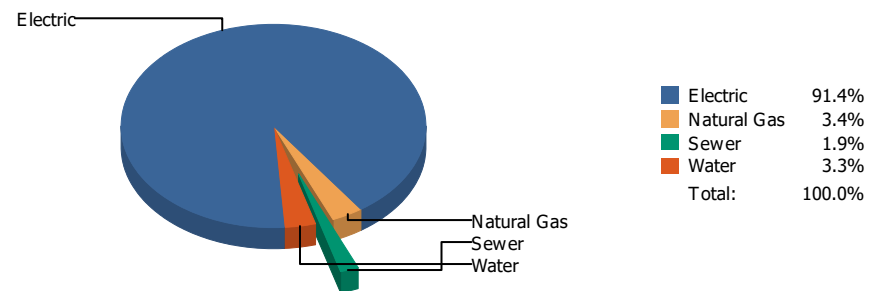


Commodity	Common Use	Energy Use	Energy Use / Area	Total Cost	Cost / Unit	Cost / Area
Place: [CLARDY] CLARDY 109 [BUILDING]						
Area: 70,700 SqFt						
Billing Period: May 2021						
ELECTRIC	20,633.00 kWh	70,400 KBtu	0.996 KBtu/SqFt	\$2,846.57	\$0.138 /kWh	\$0.040 /SqFt
NATURALGAS	210.00 CCF	21,630 KBtu	0.306 KBtu/SqFt	\$342.54	\$1.631 /CCF	\$0.005 /SqFt
SEWER	159.00 CCF			\$696.17	\$4.378 /CCF	\$0.010 /SqFt
WATER	575.00 CCF			\$3,078.60	\$5.354 /CCF	\$0.044 /SqFt
Totals:		92,030 KBtu	1.302 KBtu/SqFt	\$6,963.88		

Energy

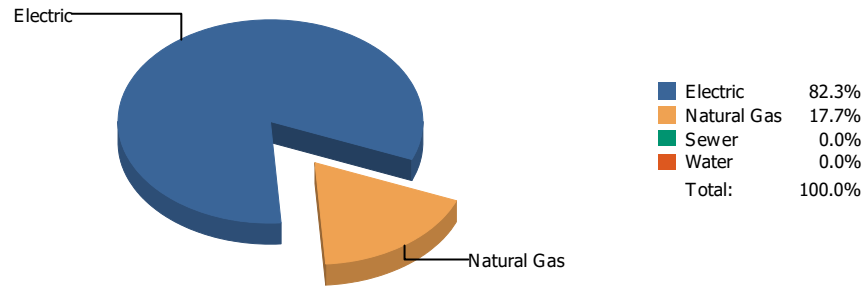


Cost

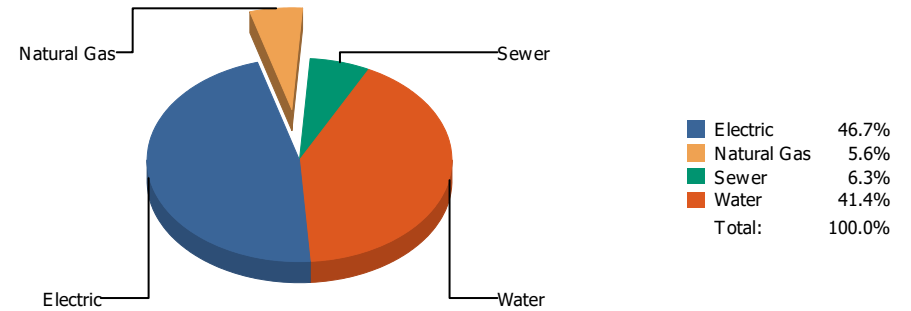


Commodity	Common Use	Energy Use	Energy Use / Area	Total Cost	Cost / Unit	Cost / Area
Place: [CLENDENIN] CLENDENIN 149 [BUILDING]						
Area: 62,721 SqFt						
Billing Period: May 2021						
ELECTRIC	32,818.00 kWh	111,975 KBtu	1.785 KBtu/SqFt	\$5,078.38	\$0.155 /kWh	\$0.081 /SqFt
NATURALGAS	137.00 CCF	14,111 KBtu	0.225 KBtu/SqFt	\$189.02	\$1.380 /CCF	\$0.003 /SqFt
SEWER	0.00 CCF			\$107.89	\$0.000 /CCF	\$0.002 /SqFt
WATER	10.00 CCF			\$180.72	\$18.072 /CCF	\$0.003 /SqFt
Totals:		126,086 KBtu	2.010 KBtu/SqFt	\$5,556.01		

Energy

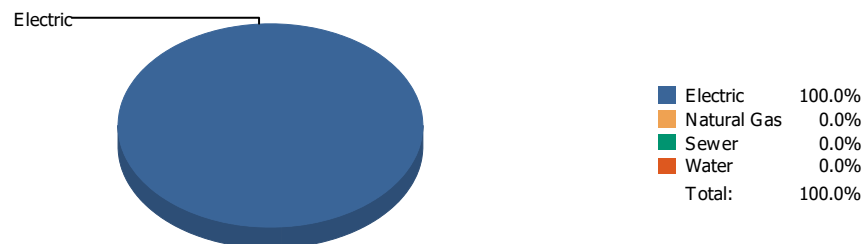


Cost

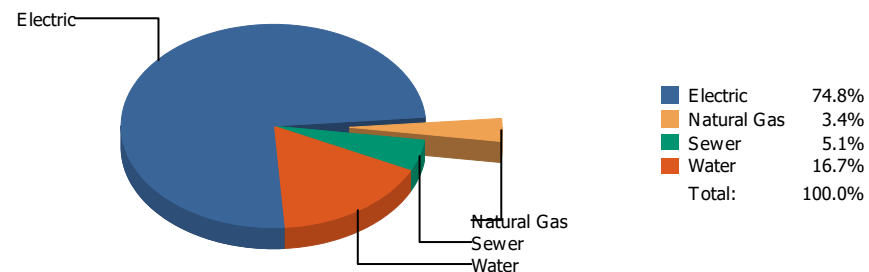


Commodity	Common Use	Energy Use	Energy Use / Area	Total Cost	Cost / Unit	Cost / Area
Place: [COLDWELL] COLDWELL 110 [BUILDING]						
Area: 67,310 SqFt						
Billing Period: May 2021						
ELECTRIC	19,693.00 kWh	67,193 KBtu	0.998 KBtu/SqFt	\$2,609.52	\$0.133 /kWh	\$0.039 /SqFt
NATURALGAS	140.00 CCF	14,420 KBtu	0.214 KBtu/SqFt	\$313.14	\$2.237 /CCF	\$0.005 /SqFt
SEWER	23.00 CCF			\$352.12	\$15.310 /CCF	\$0.005 /SqFt
WATER	419.00 CCF			\$2,311.62	\$5.517 /CCF	\$0.034 /SqFt
Totals:		81,613 KBtu	1.212 KBtu/SqFt	\$5,586.40		

Energy

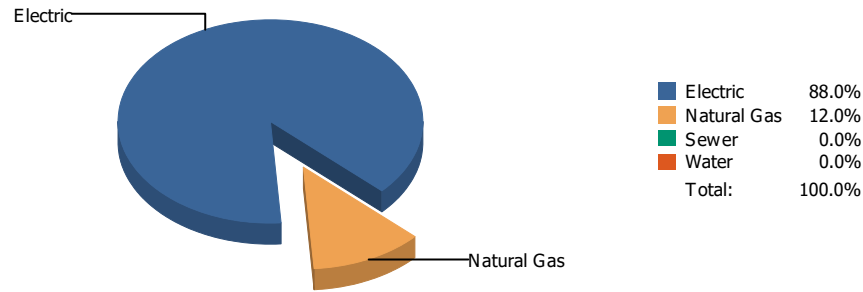


Cost

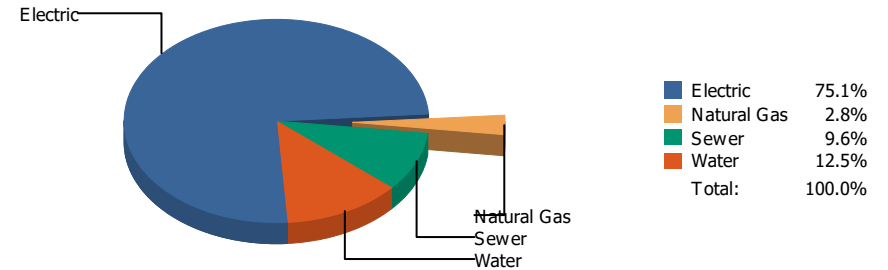


Commodity	Common Use	Energy Use	Energy Use / Area	Total Cost	Cost / Unit	Cost / Area
Place: [COLLINS] COLLINS 142 [BUILDING]						
Area: 81,245 SqFt						
Billing Period: May 2021						
ELECTRIC	46,053.00 kWh	157,133 KBtu	1.934 KBtu/SqFt	\$6,615.50	\$0.144 /kWh	\$0.081 /SqFt
NATURALGAS	0.00 CCF	0 KBtu	0.000 KBtu/SqFt	\$300.88	\$0.000 /CCF	\$0.004 /SqFt
SEWER	96.00 CCF			\$449.68	\$4.684 /CCF	\$0.006 /SqFt
WATER	358.00 CCF			\$1,476.30	\$4.124 /CCF	\$0.018 /SqFt
Totals:		157,133 KBtu	1.934 KBtu/SqFt	\$8,842.36		

Energy

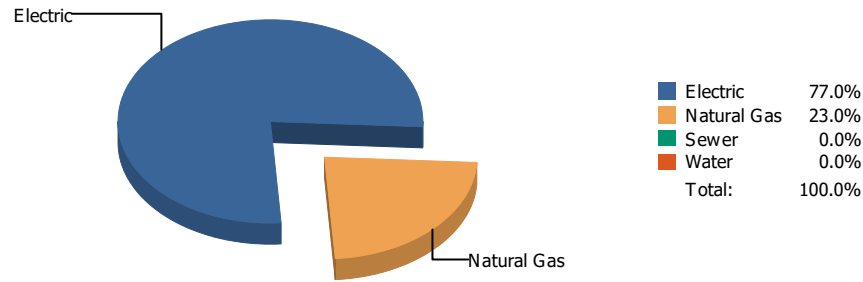


Cost

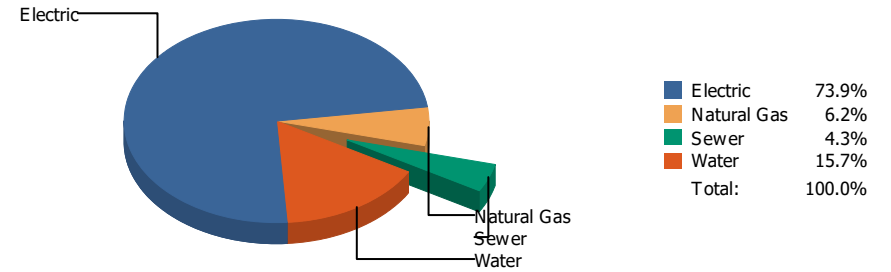


Commodity	Common Use	Energy Use	Energy Use / Area	Total Cost	Cost / Unit	Cost / Area
Place: [COOLEY] COOLEY 111 [BUILDING]						
Area: 95,590 SqFt						
Billing Period: May 2021						
ELECTRIC	53,200.00 kWh	181,518 KBtu	1.899 KBtu/SqFt	\$9,474.89	\$0.178 /kWh	\$0.099 /SqFt
NATURALGAS	241.00 CCF	24,823 KBtu	0.260 KBtu/SqFt	\$356.97	\$1.481 /CCF	\$0.004 /SqFt
SEWER	252.00 CCF			\$1,208.89	\$4.797 /CCF	\$0.012 /SqFt
WATER	371.00 CCF			\$1,574.67	\$4.244 /CCF	\$0.016 /SqFt
Totals:		206,341 KBtu	2.159 KBtu/SqFt	\$12,615.42		

Energy

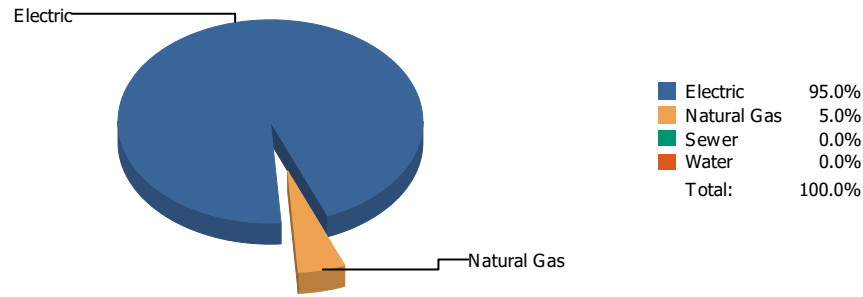


Cost

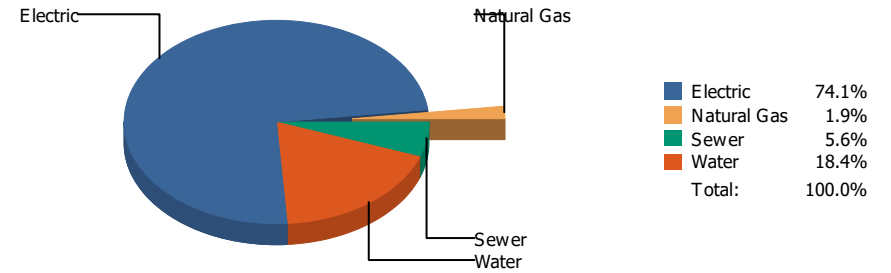


Commodity	Common Use	Energy Use	Energy Use / Area	Total Cost	Cost / Unit	Cost / Area
Place: [CORONADO] CORONADO 005 [BUILDING]						
Area: 406,757 SqFt						
Billing Period: May 2021						
ELECTRIC	174,885.00 kWh	596,708 KBtu	1.467 KBtu/SqFt	\$25,662.36	\$0.147 /kWh	\$0.062 /SqFt
NATURALGAS	1,726.00 CCF	177,778 KBtu	0.437 KBtu/SqFt	\$2,140.79	\$1.240 /CCF	\$0.005 /SqFt
SEWER	437.00 CCF			\$1,489.13	\$3.408 /CCF	\$0.003 /SqFt
WATER	2,098.00 CCF			\$5,443.53	\$2.595 /CCF	\$0.013 /SqFt
Totals:		774,486 KBtu	1.904 KBtu/SqFt	\$34,735.81		

Energy

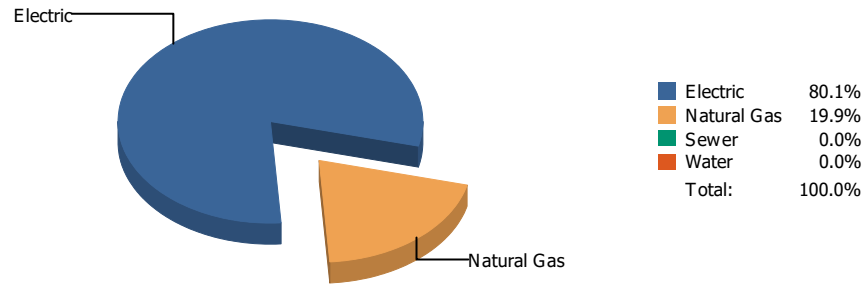


Cost

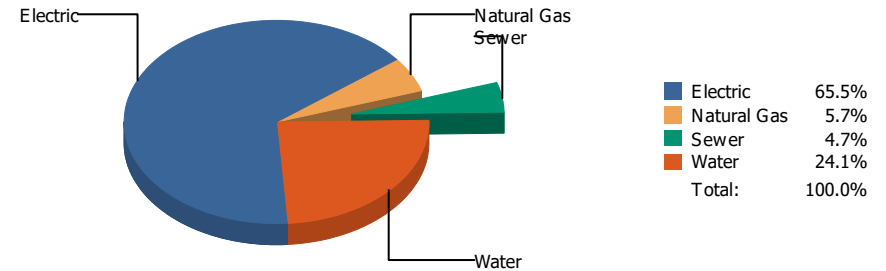


Commodity	Common Use	Energy Use	Energy Use / Area	Total Cost	Cost / Unit	Cost / Area
Place: [CROCKETT_1] CROCKETT 112 [BUILDING]						
Area: 92,585 SqFt						
Billing Period: May 2021						
ELECTRIC	38,074.00 kWh	129,908 KBtu	1.403 KBtu/SqFt	\$6,012.21	\$0.158 /kWh	\$0.065 /SqFt
NATURALGAS	67.00 CCF	6,901 KBtu	0.075 KBtu/SqFt	\$154.97	\$2.313 /CCF	\$0.002 /SqFt
SEWER	60.00 CCF			\$451.27	\$7.521 /CCF	\$0.005 /SqFt
WATER	257.00 CCF			\$1,496.01	\$5.821 /CCF	\$0.016 /SqFt
Totals:		136,809 KBtu	1.478 KBtu/SqFt	\$8,114.46		

Energy

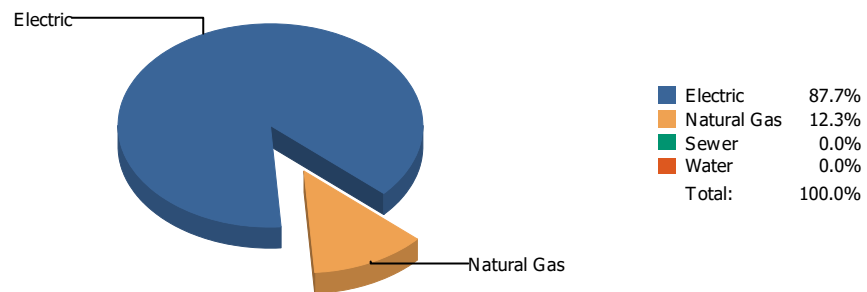


Cost

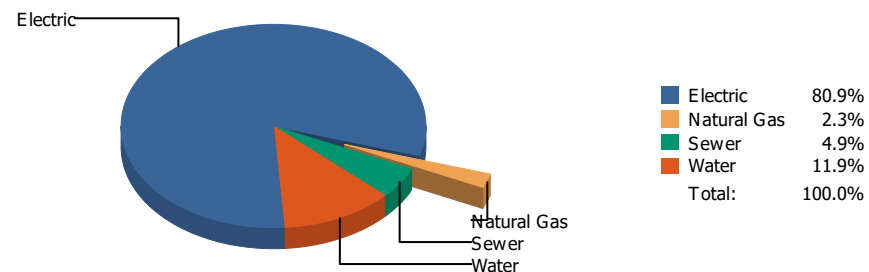


Commodity	Common Use	Energy Use	Energy Use / Area	Total Cost	Cost / Unit	Cost / Area
Place: [CROSBY] CROSBY 113 [BUILDING]						
Area: 83,100 SqFt						
Billing Period: May 2021						
ELECTRIC	31,520.00 kWh	107,546 KBtu	1.294 KBtu/SqFt	\$4,269.58	\$0.135 /kWh	\$0.051 /SqFt
NATURALGAS	259.00 CCF	26,677 KBtu	0.321 KBtu/SqFt	\$370.75	\$1.431 /CCF	\$0.004 /SqFt
SEWER	40.00 CCF			\$303.78	\$7.595 /CCF	\$0.004 /SqFt
WATER	215.00 CCF			\$1,569.98	\$7.302 /CCF	\$0.019 /SqFt
Totals:		134,223 KBtu	1.615 KBtu/SqFt	\$6,514.09		

Energy

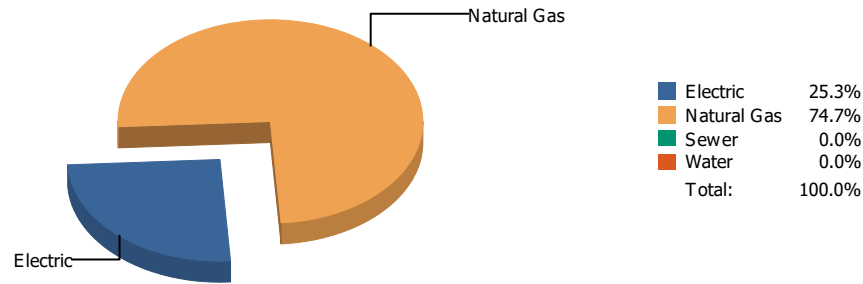


Cost

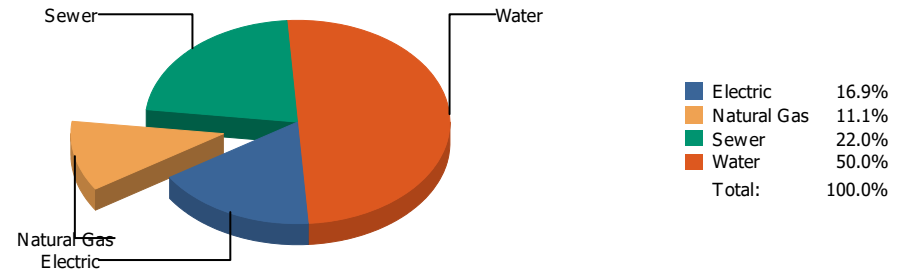


Commodity	Common Use	Energy Use	Energy Use / Area	Total Cost	Cost / Unit	Cost / Area
Place: [DELTA_OPERATIONS_CENTER_] Delta Operations Center [BUILDING]						
Area: 0 SqFt						
Billing Period: May 2021						
ELECTRIC	46,160.00 kWh	157,498 KBtu		\$5,102.41	\$0.111 /kWh	
NATURALGAS	215.00 CCF	22,145 KBtu		\$144.15	\$0.670 /CCF	
SEWER	32.00 CCF			\$308.88	\$9.653 /CCF	
WATER	161.00 CCF			\$753.33	\$4.679 /CCF	
Totals:		179,643 KBtu		\$6,308.77		

Energy

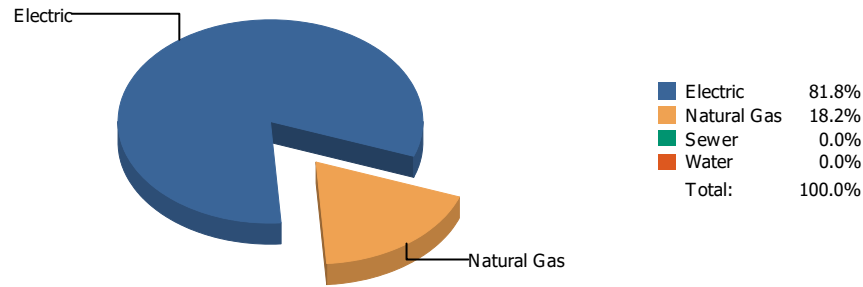


Cost

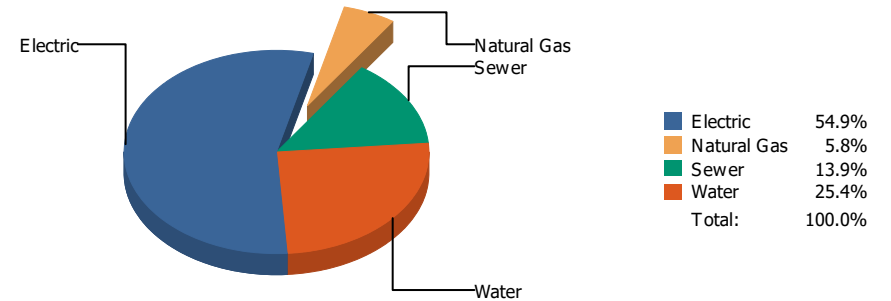


Commodity	Common Use	Energy Use	Energy Use / Area	Total Cost	Cost / Unit	Cost / Area
Place: [DONHASKINSPK8] DON HASKINS PK-8 051 [BUILDING]						
Area: 163,678 SqFt						
Billing Period: May 2021						
ELECTRIC	11,216.00 kWh	38,269 KBtu	0.234 KBtu/SqFt	\$1,135.48	\$0.101 /kWh	\$0.007 /SqFt
NATURALGAS	1,096.00 CCF	112,888 KBtu	0.690 KBtu/SqFt	\$742.04	\$0.677 /CCF	\$0.004 /SqFt
SEWER	305.00 CCF			\$1,478.39	\$4.847 /CCF	\$0.009 /SqFt
WATER	580.00 CCF			\$3,358.00	\$5.790 /CCF	\$0.020 /SqFt
Totals:		151,157 KBtu	0.924 KBtu/SqFt	\$6,713.91		

Energy

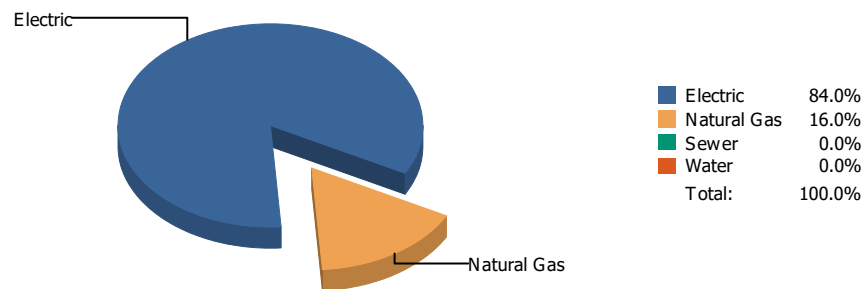


Cost

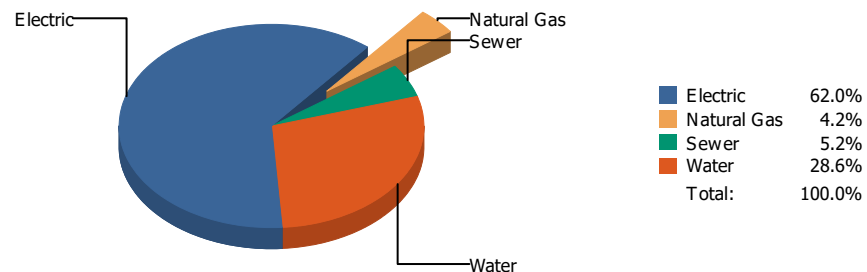


Commodity	Common Use	Energy Use	Energy Use / Area	Total Cost	Cost / Unit	Cost / Area
Place: [DOUGLASS] DOUGLASS 114 [BUILDING]						
Area: 86,903 SqFt						
Billing Period: May 2021						
ELECTRIC	22,881.00 kWh	78,070 KBtu	0.898 KBtu/SqFt	\$3,079.54	\$0.135 /kWh	\$0.035 /SqFt
NATURALGAS	169.00 CCF	17,407 KBtu	0.200 KBtu/SqFt	\$323.47	\$1.914 /CCF	\$0.004 /SqFt
SEWER	220.00 CCF			\$781.51	\$3.552 /CCF	\$0.009 /SqFt
WATER	422.00 CCF			\$1,424.60	\$3.376 /CCF	\$0.016 /SqFt
Totals:		95,477 KBtu	1.099 KBtu/SqFt	\$5,609.12		

Energy

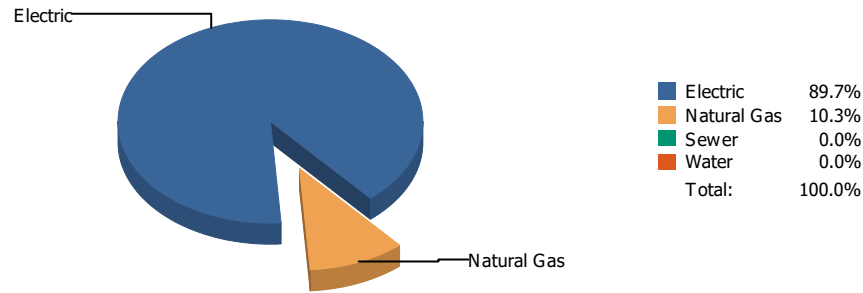


Cost

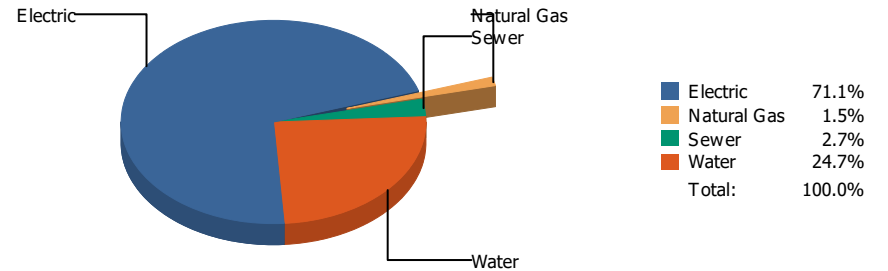


Commodity	Common Use	Energy Use	Energy Use / Area	Total Cost	Cost / Unit	Cost / Area
Place: [DOWELL] DOWELL 115 [BUILDING]						
Area: 55,801 SqFt						
Billing Period: May 2021						
ELECTRIC	18,480.00 kWh	63,054 KBtu	1.130 KBtu/SqFt	\$2,650.63	\$0.143 /kWh	\$0.047 /SqFt
NATURALGAS	117.00 CCF	12,051 KBtu	0.216 KBtu/SqFt	\$179.41	\$1.533 /CCF	\$0.003 /SqFt
SEWER	62.00 CCF			\$222.14	\$3.583 /CCF	\$0.004 /SqFt
WATER	268.00 CCF			\$1,225.48	\$4.573 /CCF	\$0.022 /SqFt
Totals:		75,105 KBtu	1.346 KBtu/SqFt	\$4,277.66		

Energy

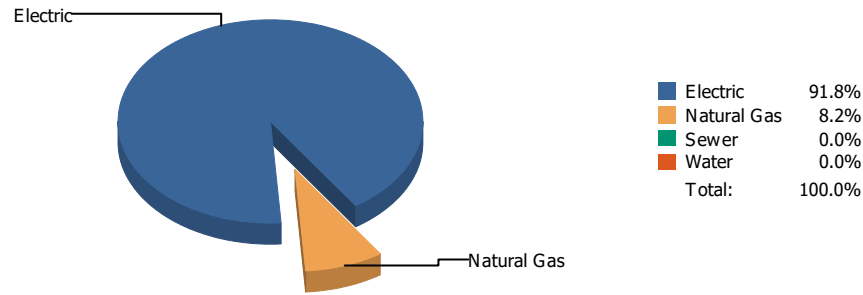


Cost

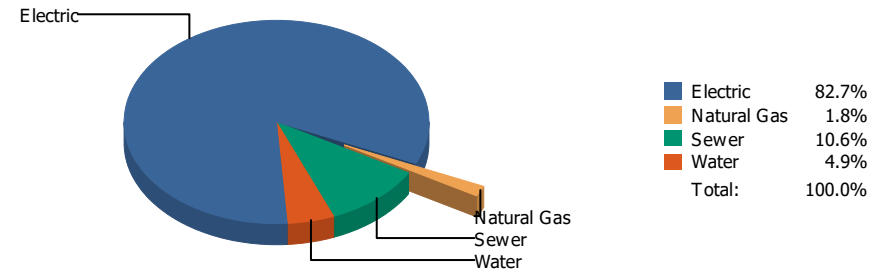


Commodity	Common Use	Energy Use	Energy Use / Area	Total Cost	Cost / Unit	Cost / Area
Place: [DRHORNEDOMIDDLESCHOOL_1] DR. HORNEDO MIDDLE SCHOOL 058 [BUILDING]						
Area: 184,871 SqFt						
Billing Period: May 2021						
ELECTRIC	82,600.00 kWh	281,831 KBtu	1.524 KBtu/SqFt	\$12,750.87	\$0.154 /kWh	\$0.069 /SqFt
NATURALGAS	313.00 CCF	32,239 KBtu	0.174 KBtu/SqFt	\$274.57	\$0.877 /CCF	\$0.001 /SqFt
SEWER	53.00 CCF			\$483.91	\$9.130 /CCF	\$0.003 /SqFt
WATER	698.00 CCF			\$4,434.06	\$6.353 /CCF	\$0.024 /SqFt
Totals:		314,070 KBtu	1.699 KBtu/SqFt	\$17,943.41		

Energy

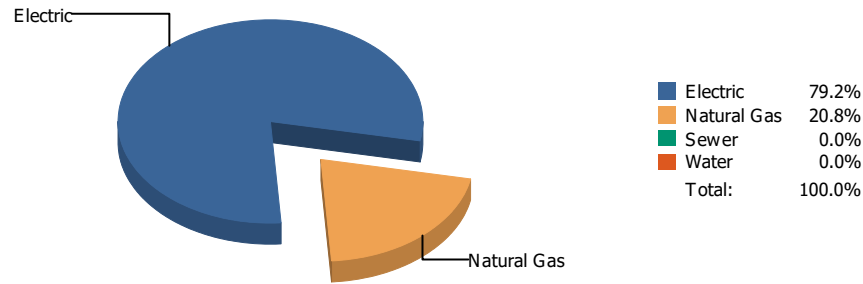


Cost

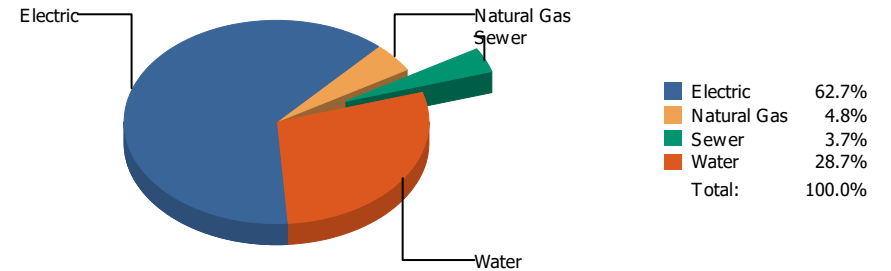


Commodity	Common Use	Energy Use	Energy Use / Area	Total Cost	Cost / Unit	Cost / Area
Place: [ED-CENTER] ED CENTER 919 [BUILDING]						
Area: 220,243 SqFt						
Billing Period: May 2021						
ELECTRIC	72,951.00 kWh	248,909 KBtu	1.130 KBtu/SqFt	\$10,073.85	\$0.138 /kWh	\$0.045 /SqFt
NATURALGAS	217.00 CCF	22,351 KBtu	0.101 KBtu/SqFt	\$223.40	\$1.029 /CCF	\$0.001 /SqFt
SEWER	341.00 CCF			\$1,290.20	\$3.784 /CCF	\$0.006 /SqFt
WATER	74.00 CCF			\$598.58	\$8.089 /CCF	\$0.002 /SqFt
Totals:		271,260 KBtu	1.232 KBtu/SqFt	\$12,186.03		

Energy



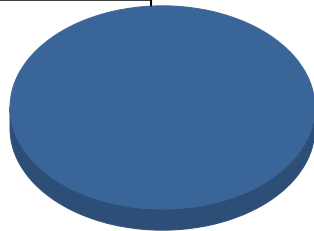
Cost



Commodity	Common Use	Energy Use	Energy Use / Area	Total Cost	Cost / Unit	Cost / Area
Place: [EL-PASO-HIGH] EL PASO HIGH 006 [BUILDING]						
Area: 236,062 SqFt						
Billing Period: May 2021						
ELECTRIC	132,745.00 kWh	452,926 KBtu	1.919 KBtu/SqFt	\$21,353.37	\$0.161 /kWh	\$0.090 /SqFt
NATURALGAS	1,156.00 CCF	119,068 KBtu	0.504 KBtu/SqFt	\$1,640.12	\$1.419 /CCF	\$0.007 /SqFt
SEWER	253.00 CCF			\$1,270.28	\$5.021 /CCF	\$0.005 /SqFt
WATER	1,805.00 CCF			\$9,787.06	\$5.422 /CCF	\$0.041 /SqFt
Totals:		571,994 KBtu	2.423 KBtu/SqFt	\$34,050.83		

Energy

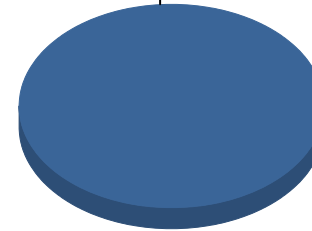
Electric



■ Electric 100.0%
Total: 100.0%

Cost

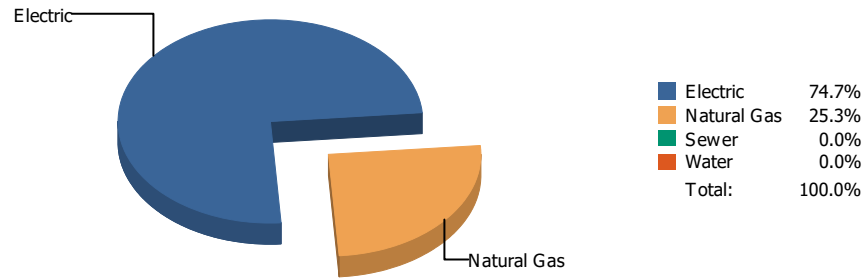
Electric



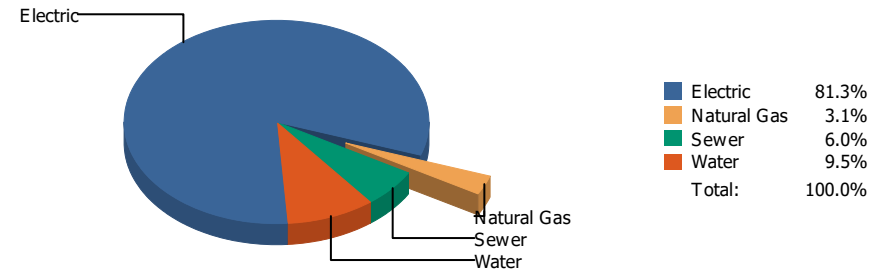
■ Electric 100.0%
Total: 100.0%

Commodity	Common Use	Energy Use	Energy Use / Area	Total Cost	Cost / Unit	Cost / Area
Place: [FANNIN] FANNIN 116 [BUILDING]						
Area: 73,291 SqFt						
Billing Period: May 2021						
ELECTRIC	7,653.00 kWh	26,112 KBtu	0.356 KBtu/SqFt	\$749.62	\$0.098 /kWh	\$0.010 /SqFt
Totals:		26,112 KBtu	0.356 KBtu/SqFt	\$749.62		

Energy

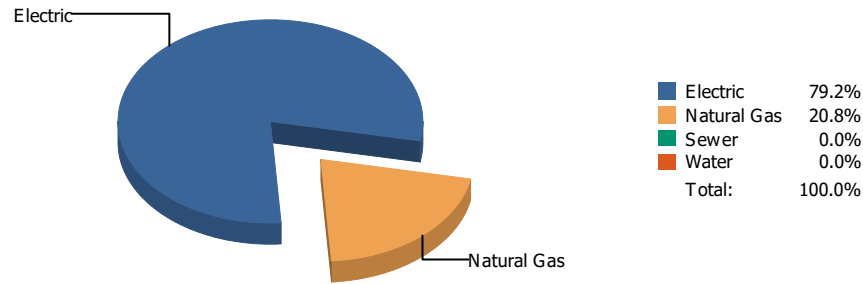


Cost

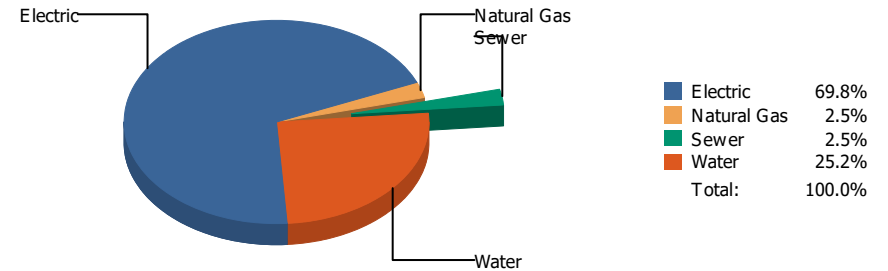


Commodity	Common Use	Energy Use	Energy Use / Area	Total Cost	Cost / Unit	Cost / Area
Place: [FRANKLIN] FRANKLIN HIGH SCHOOL 010 [BUILDING]						
Area: 329,377 SqFt						
Billing Period: May 2021						
ELECTRIC	97,956.00 kWh	334,226 KBtu	1.015 KBtu/SqFt	\$20,242.31	\$0.207 /kWh	\$0.061 /SqFt
NATURALGAS	1,101.00 CCF	113,403 KBtu	0.344 KBtu/SqFt	\$770.43	\$0.700 /CCF	\$0.002 /SqFt
SEWER	517.00 CCF			\$1,504.71	\$2.910 /CCF	\$0.005 /SqFt
WATER	806.00 CCF			\$2,367.24	\$2.937 /CCF	\$0.007 /SqFt
Totals:		447,629 KBtu	1.359 KBtu/SqFt	\$24,884.69		

Energy

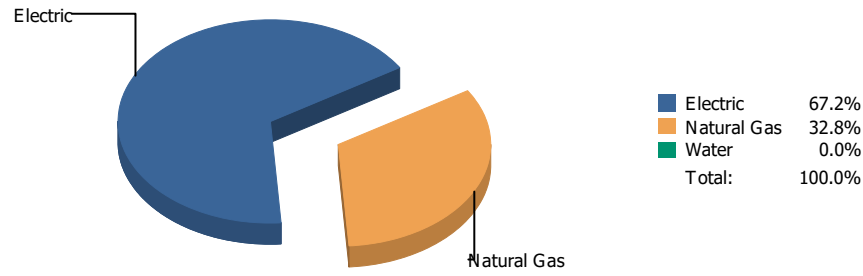


Cost

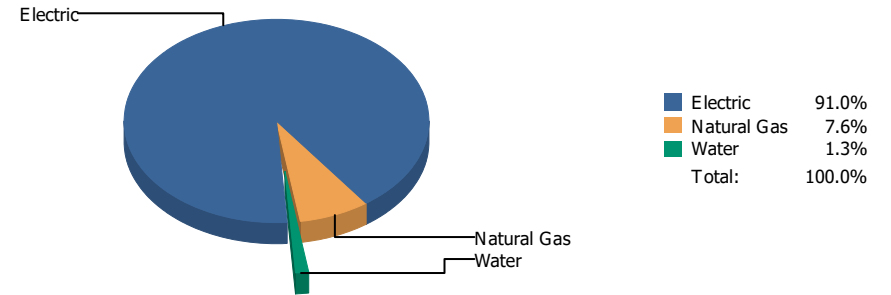


Commodity	Common Use	Energy Use	Energy Use / Area	Total Cost	Cost / Unit	Cost / Area
Place: [FRANKLIN9THGRADECENTER_2] FRANKLIN 9TH GRADE CENTER 053 [BUILDING]						
Area: 193,158 SqFt						
Billing Period: May 2021						
ELECTRIC	69,468.00 kWh	237,025 KBtu	1.227 KBtu/SqFt	\$11,537.47	\$0.166 /kWh	\$0.060 /SqFt
NATURALGAS	606.00 CCF	62,418 KBtu	0.323 KBtu/SqFt	\$414.77	\$0.684 /CCF	\$0.002 /SqFt
SEWER	20.00 CCF			\$411.31	\$20.566 /CCF	\$0.002 /SqFt
WATER	1,765.00 CCF			\$4,174.74	\$2.365 /CCF	\$0.022 /SqFt
Totals:		299,443 KBtu	1.550 KBtu/SqFt	\$16,538.29		

Energy

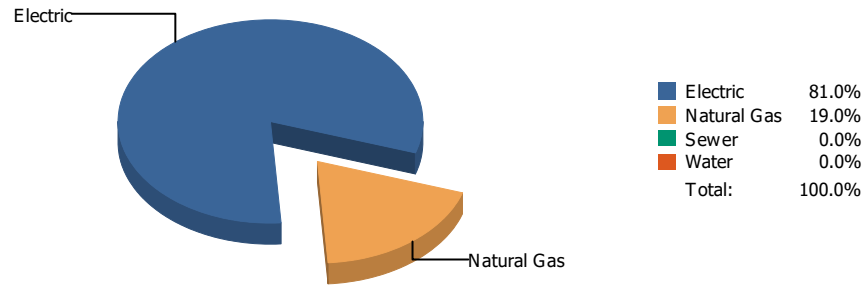


Cost

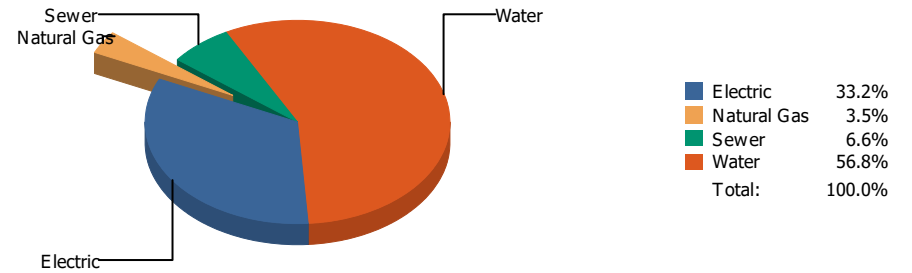


Commodity	Common Use	Energy Use	Energy Use / Area	Total Cost	Cost / Unit	Cost / Area
Place: [GAMBLE] JAMES GAMBLE WAREHOUSE [BUILDING]						
Area: 53,241 SqFt						
Billing Period: May 2021						
ELECTRIC	29,800.00 kWh	101,678 KBtu	1.910 KBtu/SqFt	\$4,243.46	\$0.142 /kWh	\$0.080 /SqFt
NATURALGAS	481.00 CCF	49,543 KBtu	0.931 KBtu/SqFt	\$356.50	\$0.741 /CCF	\$0.007 /SqFt
WATER	0.00 CCF			\$60.68	\$0.000 /CCF	\$0.001 /SqFt
Totals:		151,221 KBtu	2.840 KBtu/SqFt	\$4,660.64		

Energy

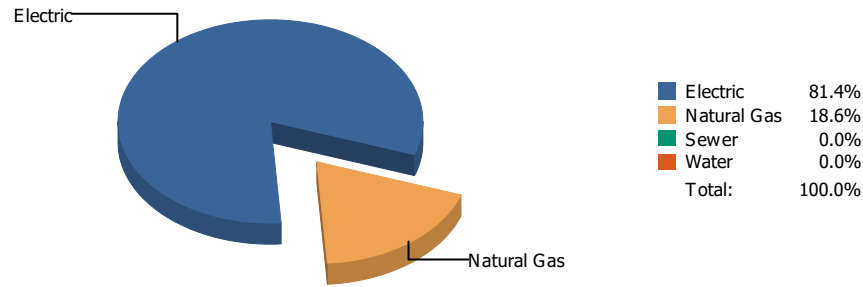


Cost

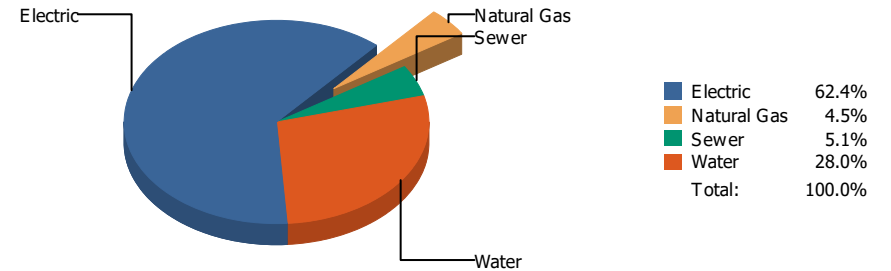


Commodity	Common Use	Energy Use	Energy Use / Area	Total Cost	Cost / Unit	Cost / Area
Place: [GREEN] GREEN ELEMENTARY SCHOOL 162 [BUILDING]						
Area: 88,156 SqFt						
Billing Period: May 2021						
ELECTRIC	24,000.00 kWh	81,888 KBtu	0.929 KBtu/SqFt	\$3,182.53	\$0.133 /kWh	\$0.036 /SqFt
NATURALGAS	186.00 CCF	19,158 KBtu	0.217 KBtu/SqFt	\$335.01	\$1.801 /CCF	\$0.004 /SqFt
SEWER	70.00 CCF			\$629.20	\$8.989 /CCF	\$0.007 /SqFt
WATER	764.00 CCF			\$5,444.48	\$7.126 /CCF	\$0.062 /SqFt
Totals:		101,046 KBtu	1.146 KBtu/SqFt	\$9,591.22		

Energy

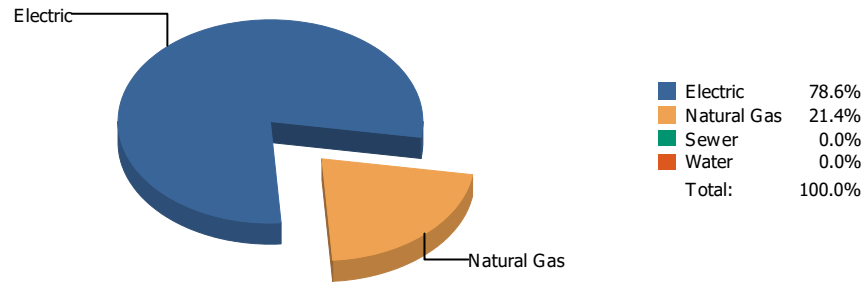


Cost

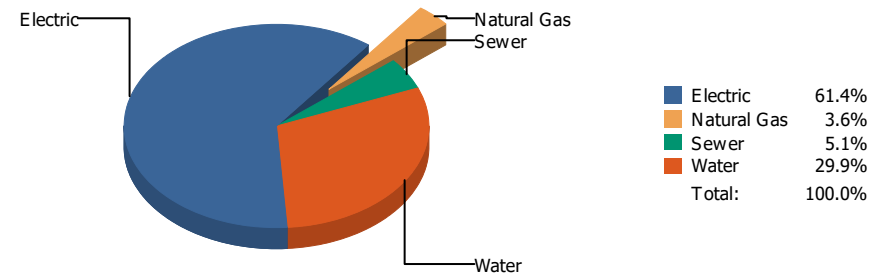


Commodity	Common Use	Energy Use	Energy Use / Area	Total Cost	Cost / Unit	Cost / Area
Place: [GUERRERO] ROSA GUERRERO ELEMENTARY 163 [BUILDING]						
Area: 88,641 SqFt						
Billing Period: May 2021						
ELECTRIC	30,540.00 kWh	104,202 KBtu	1.176 KBtu/SqFt	\$4,912.50	\$0.161 /kWh	\$0.055 /SqFt
NATURALGAS	231.00 CCF	23,793 KBtu	0.268 KBtu/SqFt	\$352.09	\$1.524 /CCF	\$0.004 /SqFt
SEWER	24.00 CCF			\$399.17	\$16.632 /CCF	\$0.004 /SqFt
WATER	847.00 CCF			\$2,204.80	\$2.603 /CCF	\$0.025 /SqFt
Totals:		127,995 KBtu	1.444 KBtu/SqFt	\$7,868.56		

Energy

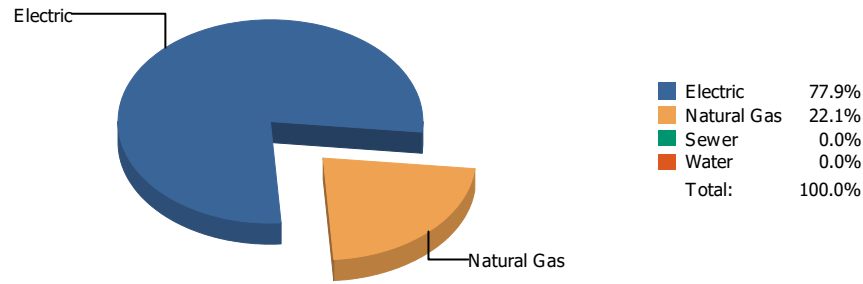


Cost

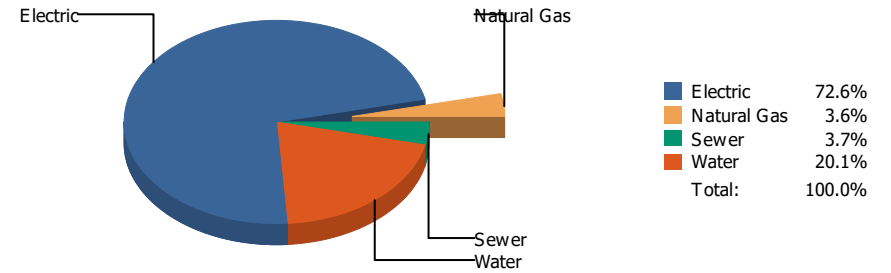


Commodity	Common Use	Energy Use	Energy Use / Area	Total Cost	Cost / Unit	Cost / Area
Place: [GUILLEN] GUILLEN 044 [BUILDING]						
Area: 223,773 SqFt						
Billing Period: May 2021						
ELECTRIC	61,036.00 kWh	208,255 KBtu	0.931 KBtu/SqFt	\$8,631.11	\$0.141 /kWh	\$0.038 /SqFt
NATURALGAS	552.00 CCF	56,856 KBtu	0.254 KBtu/SqFt	\$500.59	\$0.907 /CCF	\$0.002 /SqFt
SEWER	170.00 CCF			\$720.37	\$4.237 /CCF	\$0.003 /SqFt
WATER	1,097.00 CCF			\$4,200.16	\$3.829 /CCF	\$0.019 /SqFt
Totals:		265,111 KBtu	1.185 KBtu/SqFt	\$14,052.23		

Energy

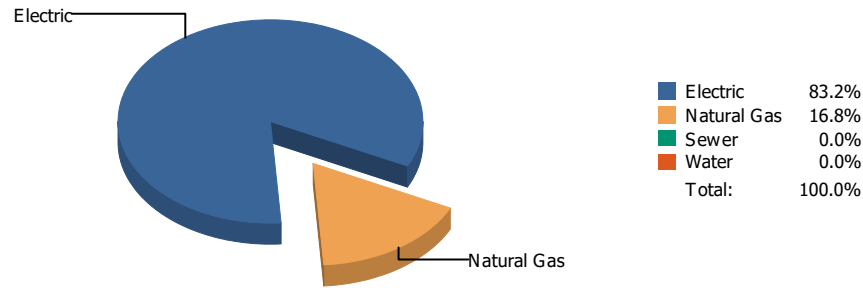


Cost

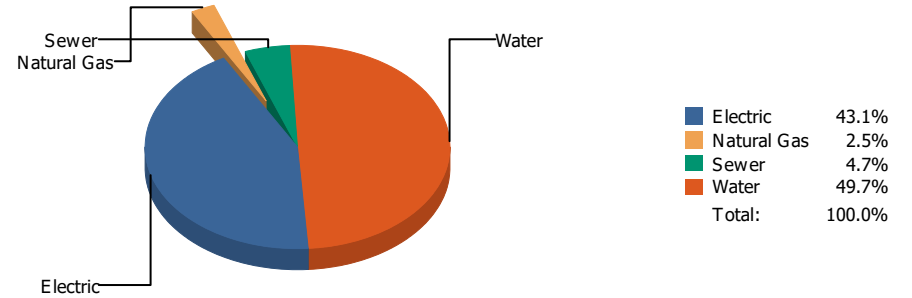


Commodity	Common Use	Energy Use	Energy Use / Area	Total Cost	Cost / Unit	Cost / Area
Place: [HART] HART 118 [BUILDING]						
Area: 63,357 SqFt						
Billing Period: May 2021						
ELECTRIC	41,520.00 kWh	141,666 KBtu	2.236 KBtu/SqFt	\$6,103.54	\$0.147 /kWh	\$0.096 /SqFt
NATURALGAS	391.00 CCF	40,273 KBtu	0.636 KBtu/SqFt	\$304.59	\$0.779 /CCF	\$0.005 /SqFt
SEWER	32.00 CCF			\$308.88	\$9.653 /CCF	\$0.005 /SqFt
WATER	291.00 CCF			\$1,694.35	\$5.823 /CCF	\$0.027 /SqFt
Totals:		181,939 KBtu	2.872 KBtu/SqFt	\$8,411.36		

Energy

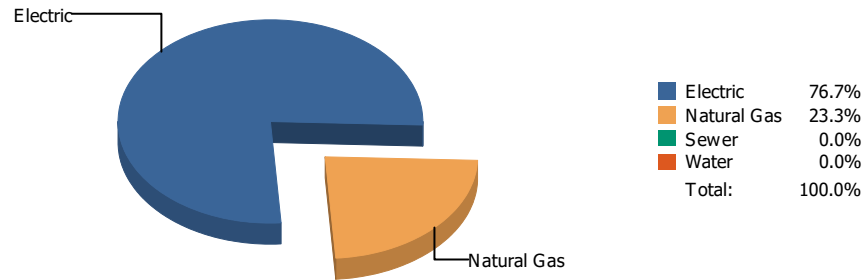


Cost

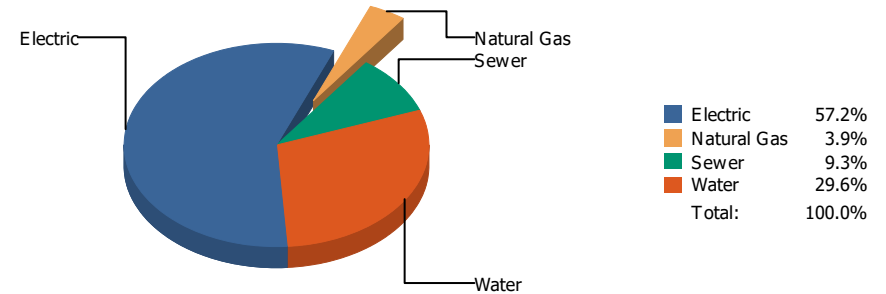


Commodity	Common Use	Energy Use	Energy Use / Area	Total Cost	Cost / Unit	Cost / Area
Place: [HAWKINS] HAWKINS 119 [BUILDING]						
Area: 57,207 SqFt						
Billing Period: May 2021						
ELECTRIC	26,217.00 kWh	89,452 KBtu	1.564 KBtu/SqFt	\$3,535.70	\$0.135 /kWh	\$0.062 /SqFt
NATURALGAS	175.00 CCF	18,025 KBtu	0.315 KBtu/SqFt	\$203.66	\$1.164 /CCF	\$0.004 /SqFt
SEWER	103.00 CCF			\$387.38	\$3.761 /CCF	\$0.007 /SqFt
WATER	1,234.00 CCF			\$4,077.53	\$3.304 /CCF	\$0.071 /SqFt
Totals:		107,477 KBtu	1.879 KBtu/SqFt	\$8,204.27		

Energy

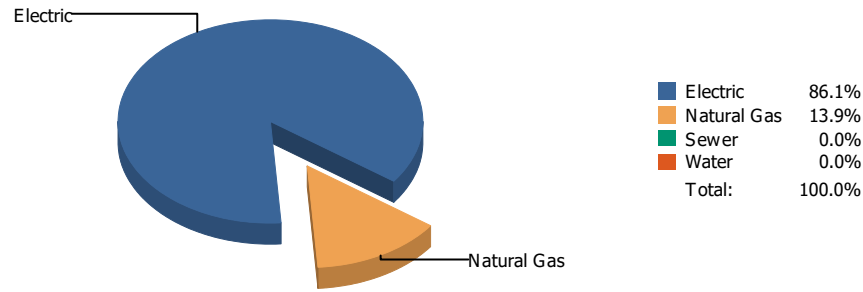


Cost

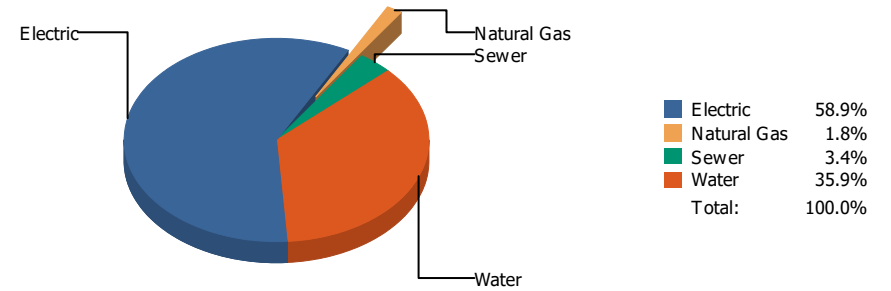


Commodity	Common Use	Energy Use	Energy Use / Area	Total Cost	Cost / Unit	Cost / Area
Place: [HENDERSO] HENDERSON 041 [BUILDING]						
Area: 145,254 SqFt						
Billing Period: May 2021						
ELECTRIC	37,256.00 kWh	127,117 KBtu	0.875 KBtu/SqFt	\$4,995.83	\$0.134 /kWh	\$0.034 /SqFt
NATURALGAS	375.00 CCF	38,625 KBtu	0.266 KBtu/SqFt	\$341.83	\$0.912 /CCF	\$0.002 /SqFt
SEWER	153.00 CCF			\$811.80	\$5.306 /CCF	\$0.006 /SqFt
WATER	492.00 CCF			\$2,583.37	\$5.251 /CCF	\$0.018 /SqFt
Totals:		165,742 KBtu	1.141 KBtu/SqFt	\$8,732.83		

Energy



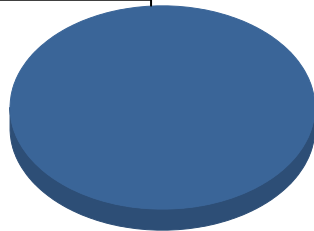
Cost



Commodity	Common Use	Energy Use	Energy Use / Area	Total Cost	Cost / Unit	Cost / Area
Place: [HERRERA_1] HERRERA ELEMENTARY 174 [BUILDING]						
Area: 86,275 SqFt						
Billing Period: May 2021						
ELECTRIC	48,800.00 kWh	166,506 KBtu	1.930 KBtu/SqFt	\$8,173.49	\$0.167 /kWh	\$0.095 /SqFt
NATURALGAS	260.00 CCF	26,780 KBtu	0.310 KBtu/SqFt	\$243.40	\$0.936 /CCF	\$0.003 /SqFt
SEWER	48.00 CCF			\$472.91	\$9.852 /CCF	\$0.005 /SqFt
WATER	876.00 CCF			\$4,988.16	\$5.694 /CCF	\$0.058 /SqFt
Totals:		193,286 KBtu	2.240 KBtu/SqFt	\$13,877.96		

Energy

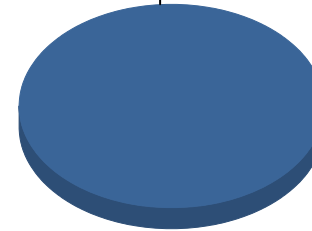
Electric



■ Electric 100.0%
Total: 100.0%

Cost

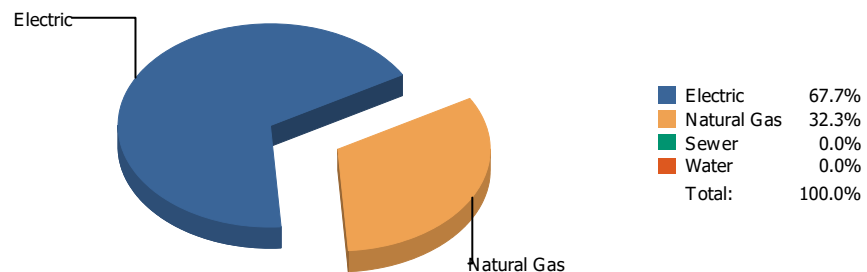
Electric



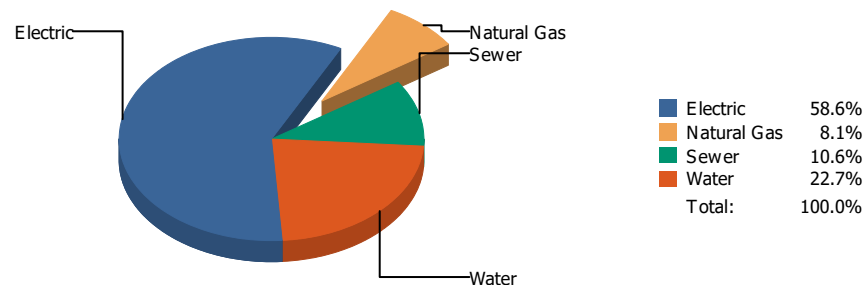
■ Electric 100.0%
Total: 100.0%

Commodity	Common Use	Energy Use	Energy Use / Area	Total Cost	Cost / Unit	Cost / Area
Place: [HIGHLAND] HIGHLAND/ANNEX 120 [BUILDING]						
Area: 33,705 SqFt						
Billing Period: May 2021						
ELECTRIC	29,880.00 kWh	101,951 KBtu	3.025 KBtu/SqFt	\$2,728.93	\$0.091 /kWh	\$0.081 /SqFt
Totals:		101,951 KBtu	3.025 KBtu/SqFt	\$2,728.93		

Energy

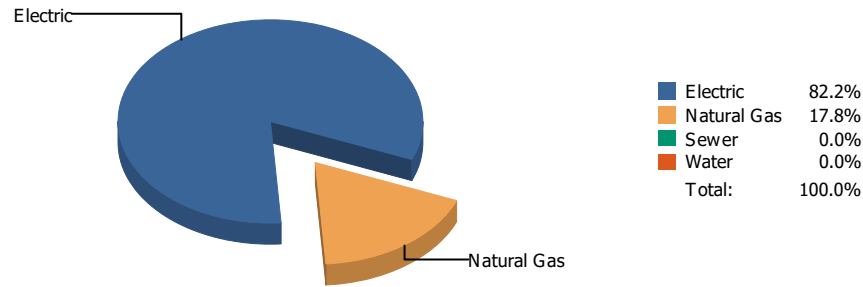


Cost

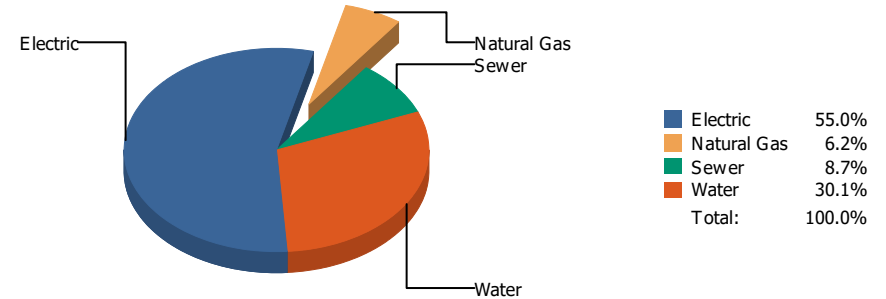


Commodity	Common Use	Energy Use	Energy Use / Area	Total Cost	Cost / Unit	Cost / Area
Place: [HILLSIDE] HILLSIDE 121 [BUILDING]						
Area: 80,656 SqFt						
Billing Period: May 2021						
ELECTRIC	24,962.00 kWh	85,170 KBtu	1.056 KBtu/SqFt	\$4,000.30	\$0.160 /kWh	\$0.049 /SqFt
NATURALGAS	394.00 CCF	40,582 KBtu	0.503 KBtu/SqFt	\$550.49	\$1.397 /CCF	\$0.007 /SqFt
SEWER	172.00 CCF			\$724.77	\$4.214 /CCF	\$0.009 /SqFt
WATER	382.00 CCF			\$1,550.63	\$4.059 /CCF	\$0.019 /SqFt
Totals:		125,752 KBtu	1.559 KBtu/SqFt	\$6,826.19		

Energy

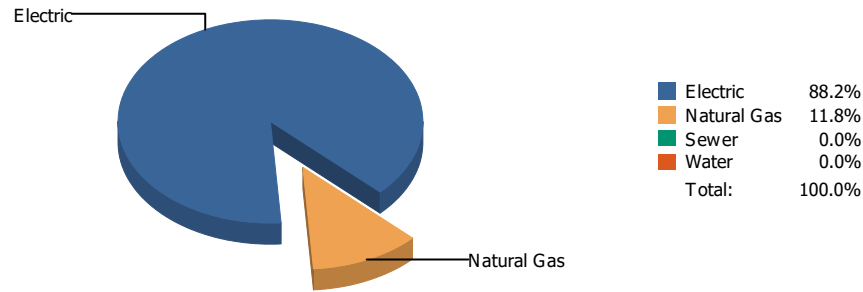


Cost

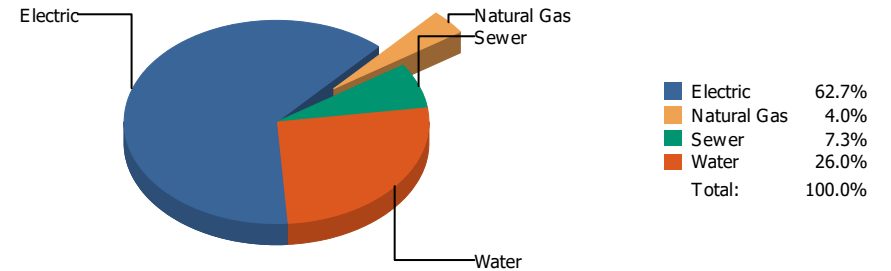


Commodity	Common Use	Energy Use	Energy Use / Area	Total Cost	Cost / Unit	Cost / Area
Place: [HOUSTON] HOUSTON 122 [BUILDING]						
Area: 84,178 SqFt						
Billing Period: May 2021						
ELECTRIC	20,880.00 kWh	71,243 KBtu	0.846 KBtu/SqFt	\$2,836.67	\$0.136 /kWh	\$0.034 /SqFt
NATURALGAS	150.00 CCF	15,450 KBtu	0.184 KBtu/SqFt	\$317.75	\$2.118 /CCF	\$0.004 /SqFt
SEWER	47.00 CCF			\$449.77	\$9.570 /CCF	\$0.005 /SqFt
WATER	371.00 CCF			\$1,550.81	\$4.180 /CCF	\$0.018 /SqFt
Totals:		86,693 KBtu	1.030 KBtu/SqFt	\$5,155.00		

Energy

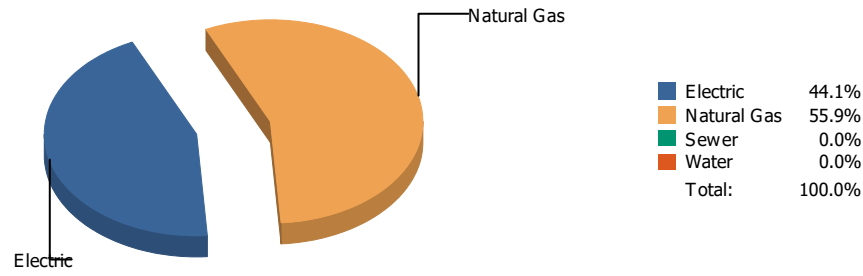


Cost

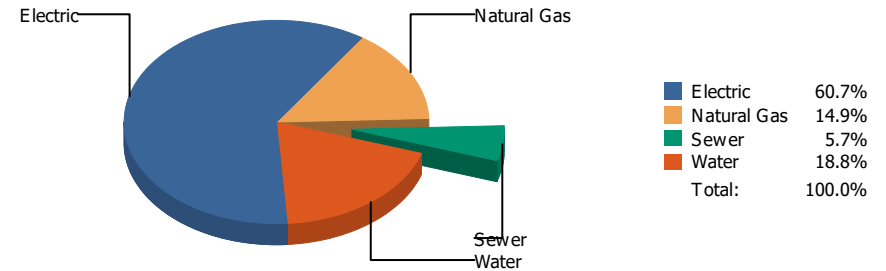


Commodity	Common Use	Energy Use	Energy Use / Area	Total Cost	Cost / Unit	Cost / Area
Place: [HUGHEY] HUGHEY 123 [BUILDING]						
Area: 74,815 SqFt						
Billing Period: May 2021						
ELECTRIC	31,254.00 kWh	106,639 KBtu	1.425 KBtu/SqFt	\$5,592.97	\$0.179 /kWh	\$0.075 /SqFt
NATURALGAS	138.00 CCF	14,214 KBtu	0.190 KBtu/SqFt	\$354.63	\$2.570 /CCF	\$0.005 /SqFt
SEWER	90.00 CCF			\$652.26	\$7.247 /CCF	\$0.009 /SqFt
WATER	357.00 CCF			\$2,320.94	\$6.501 /CCF	\$0.031 /SqFt
Totals:		120,853 KBtu	1.615 KBtu/SqFt	\$8,920.80		

Energy

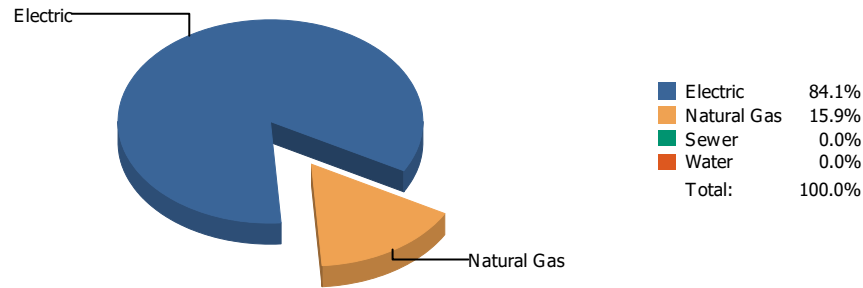


Cost

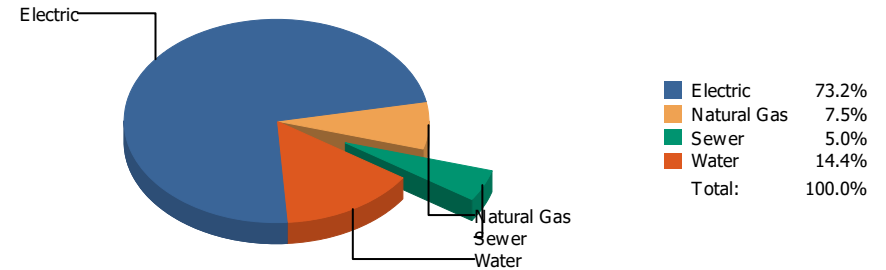


Commodity	Common Use	Energy Use	Energy Use / Area	Total Cost	Cost / Unit	Cost / Area
Place: [IRVIN] IRVIN 008 [BUILDING]						
Area: 303,804 SqFt						
Billing Period: May 2021						
ELECTRIC	125,700.00 kWh	428,888 KBtu	1.412 KBtu/SqFt	\$16,676.10	\$0.133 /kWh	\$0.054 /SqFt
NATURALGAS	5,270.00 CCF	542,810 KBtu	1.787 KBtu/SqFt	\$4,088.49	\$0.776 /CCF	\$0.013 /SqFt
SEWER	601.00 CCF			\$1,560.68	\$2.597 /CCF	\$0.005 /SqFt
WATER	1,444.00 CCF			\$5,160.23	\$3.574 /CCF	\$0.017 /SqFt
Totals:		971,698 KBtu	3.198 KBtu/SqFt	\$27,485.50		

Energy

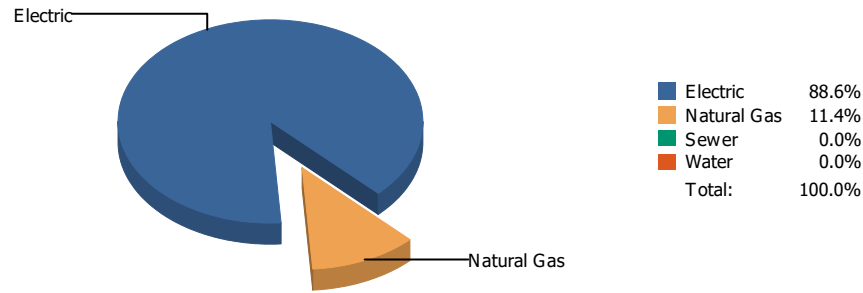


Cost

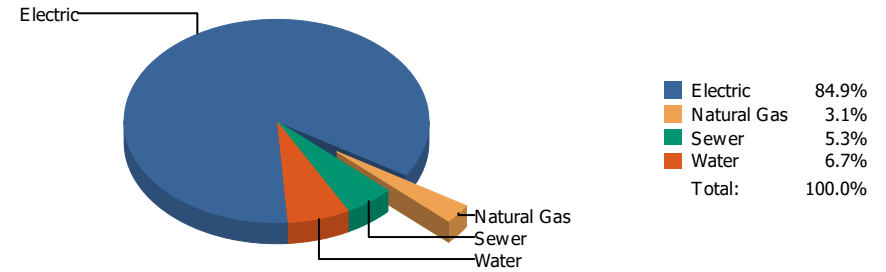


Commodity	Common Use	Energy Use	Energy Use / Area	Total Cost	Cost / Unit	Cost / Area
Place: [JEFFERSN] JEFFERSON 009 [BUILDING]						
Area: 257,708 SqFt						
Billing Period: May 2021						
ELECTRIC	90,295.00 kWh	308,087 KBtu	1.195 KBtu/SqFt	\$11,394.88	\$0.126 /kWh	\$0.044 /SqFt
NATURALGAS	565.00 CCF	58,195 KBtu	0.226 KBtu/SqFt	\$1,162.05	\$2.057 /CCF	\$0.004 /SqFt
SEWER	98.00 CCF			\$775.45	\$7.913 /CCF	\$0.003 /SqFt
WATER	401.00 CCF			\$2,237.13	\$5.579 /CCF	\$0.008 /SqFt
Totals:		366,282 KBtu	1.421 KBtu/SqFt	\$15,569.51		

Energy

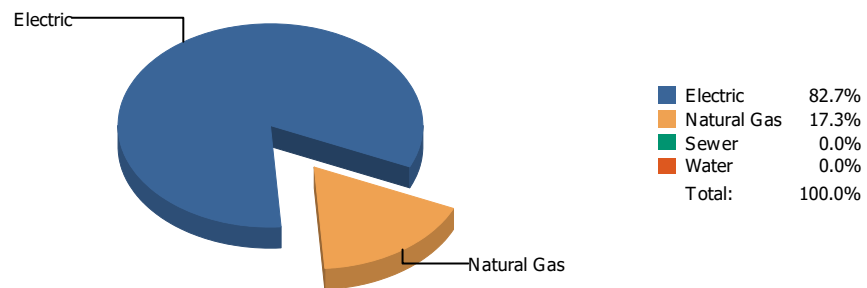


Cost

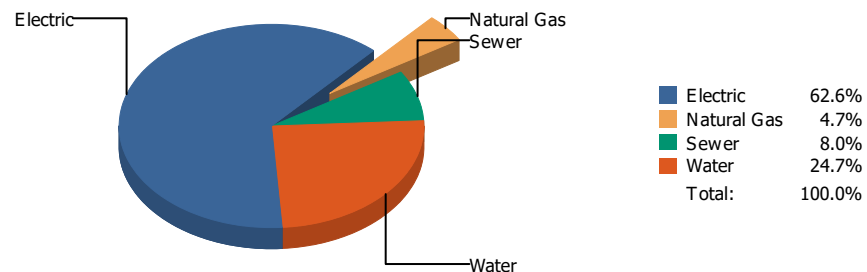


Commodity	Common Use	Energy Use	Energy Use / Area	Total Cost	Cost / Unit	Cost / Area
Place: [JOHNSON] L.B. JOHNSON 155 [BUILDING]						
Area: 87,993 SqFt						
Billing Period: May 2021						
ELECTRIC	38,900.00 kWh	132,727 KBtu	1.508 KBtu/SqFt	\$5,546.13	\$0.143 /kWh	\$0.063 /SqFt
NATURALGAS	166.00 CCF	17,098 KBtu	0.194 KBtu/SqFt	\$203.13	\$1.224 /CCF	\$0.002 /SqFt
SEWER	48.00 CCF			\$344.08	\$7.168 /CCF	\$0.004 /SqFt
WATER	82.00 CCF			\$437.25	\$5.332 /CCF	\$0.005 /SqFt
Totals:		149,825 KBtu	1.703 KBtu/SqFt	\$6,530.59		

Energy

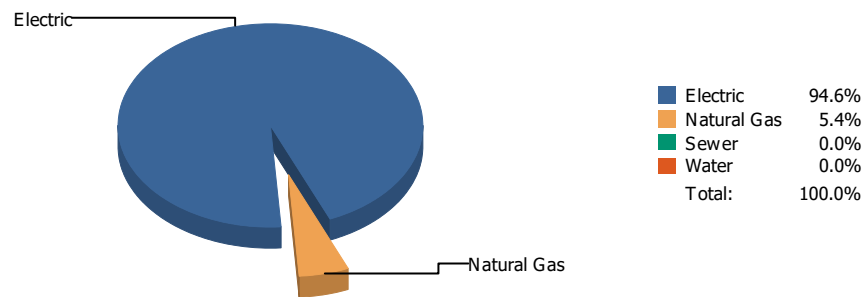


Cost

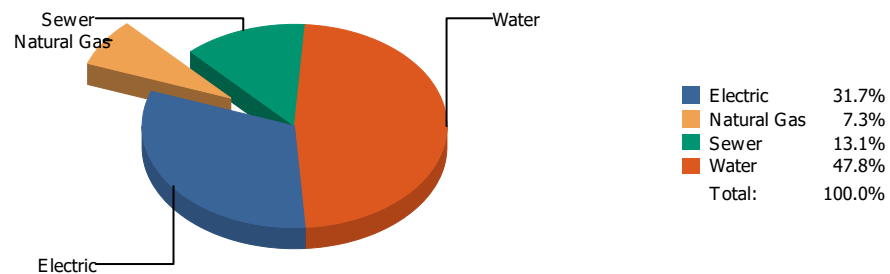


Commodity	Common Use	Energy Use	Energy Use / Area	Total Cost	Cost / Unit	Cost / Area
Place: [KOHLBERG] KOHLBERG ELEMENTARY [BUILDING]						
Area: 99,884 SqFt						
Billing Period: May 2021						
ELECTRIC	30,700.00 kWh	104,748 KBtu	1.049 KBtu/SqFt	\$4,683.26	\$0.153 /kWh	\$0.047 /SqFt
NATURALGAS	212.00 CCF	21,836 KBtu	0.219 KBtu/SqFt	\$347.90	\$1.641 /CCF	\$0.003 /SqFt
SEWER	126.00 CCF			\$601.42	\$4.773 /CCF	\$0.006 /SqFt
WATER	380.00 CCF			\$1,842.70	\$4.849 /CCF	\$0.018 /SqFt
Totals:		126,584 KBtu	1.267 KBtu/SqFt	\$7,475.28		

Energy

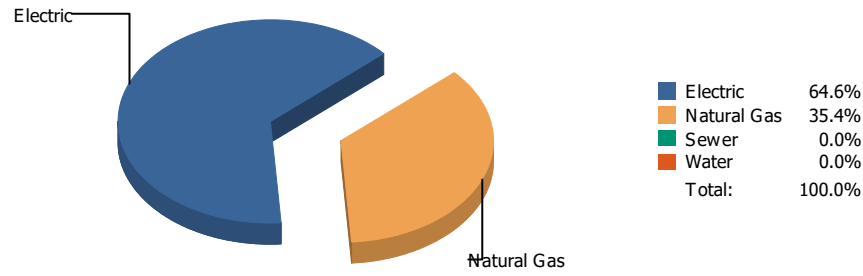


Cost

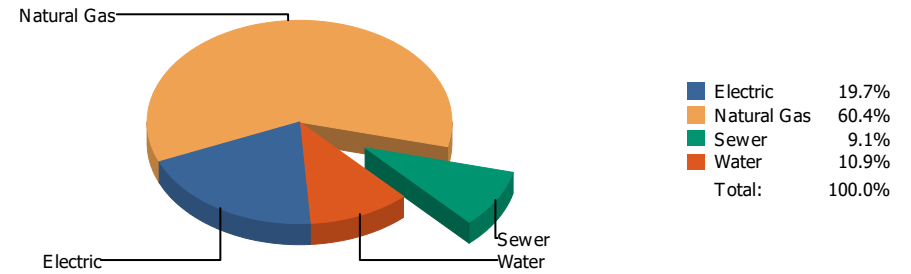


Commodity	Common Use	Energy Use	Energy Use / Area	Total Cost	Cost / Unit	Cost / Area
Place: [LAMAR] LAMAR 125 [BUILDING]						
Area: 76,252 SqFt						
Billing Period: May 2021						
ELECTRIC	13,200.00 kWh	45,038 KBtu	0.591 KBtu/SqFt	\$1,636.60	\$0.124 /kWh	\$0.021 /SqFt
NATURALGAS	25.00 CCF	2,575 KBtu	0.034 KBtu/SqFt	\$379.38	\$15.175 /CCF	\$0.005 /SqFt
SEWER	42.00 CCF			\$677.25	\$16.125 /CCF	\$0.009 /SqFt
WATER	454.00 CCF			\$2,469.93	\$5.440 /CCF	\$0.032 /SqFt
Totals:		47,613 KBtu	0.624 KBtu/SqFt	\$5,163.16		

Energy

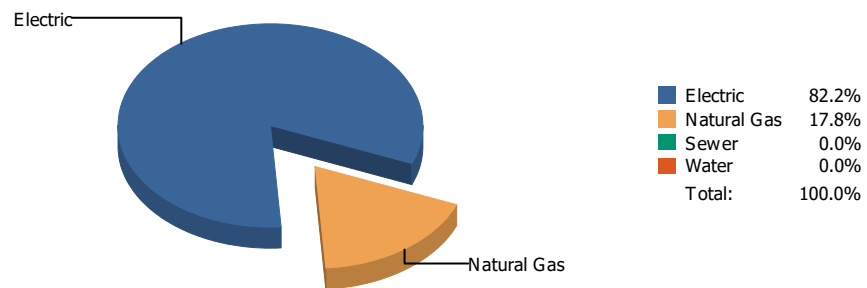


Cost

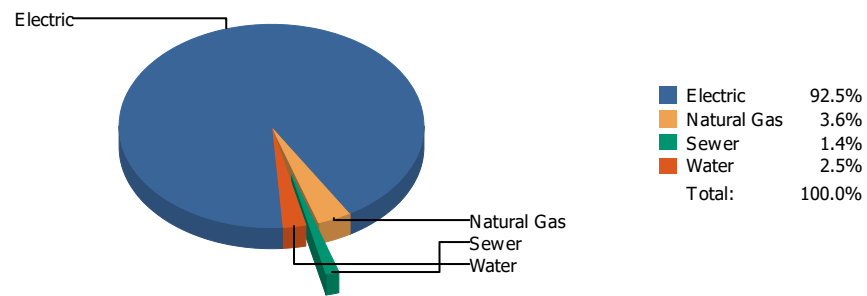


Commodity	Common Use	Energy Use	Energy Use / Area	Total Cost	Cost / Unit	Cost / Area
Place: [LIVE-MAT] LIVE MATERIAL CENTER 929 [BUILDING]						
Area: 2,483 SqFt						
Billing Period: May 2021						
ELECTRIC	330.00 kWh	1,126 KBtu	0.453 KBtu/SqFt	\$80.67	\$0.244 /kWh	\$0.032 /SqFt
NATURALGAS	6.00 CCF	618 KBtu	0.249 KBtu/SqFt	\$247.66	\$41.277 /CCF	\$0.100 /SqFt
SEWER	1.00 CCF			\$37.22	\$37.220 /CCF	\$0.015 /SqFt
WATER	7.00 CCF			\$44.58	\$6.369 /CCF	\$0.018 /SqFt
Totals:		1,744 KBtu	0.702 KBtu/SqFt	\$410.13		

Energy

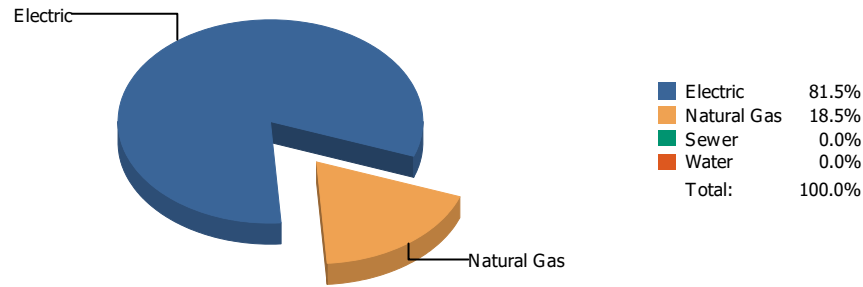


Cost

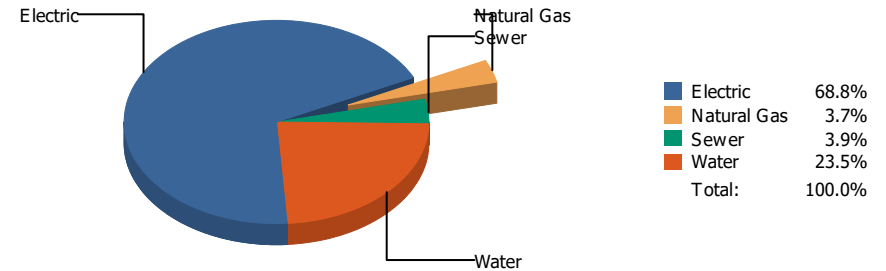


Commodity	Common Use	Energy Use	Energy Use / Area	Total Cost	Cost / Unit	Cost / Area
Place: [LOGAN] LOGAN 128 [BUILDING]						
Area: 72,248 SqFt						
Billing Period: May 2021						
ELECTRIC	50,400.00 kWh	171,965 KBtu	2.380 KBtu/SqFt	\$7,571.29	\$0.150 /kWh	\$0.105 /SqFt
NATURALGAS	361.00 CCF	37,183 KBtu	0.515 KBtu/SqFt	\$298.16	\$0.826 /CCF	\$0.004 /SqFt
SEWER	4.00 CCF			\$116.69	\$29.173 /CCF	\$0.002 /SqFt
WATER	34.00 CCF			\$201.91	\$5.939 /CCF	\$0.003 /SqFt
Totals:		209,148 KBtu	2.895 KBtu/SqFt	\$8,188.05		

Energy

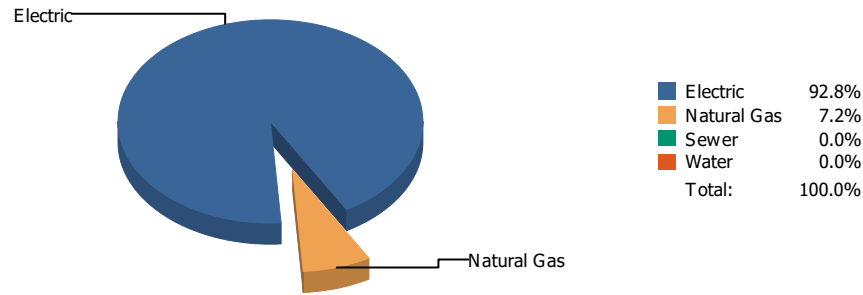


Cost

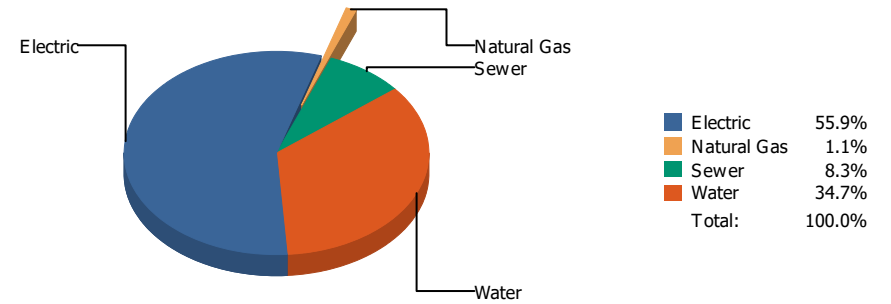


Commodity	Common Use	Energy Use	Energy Use / Area	Total Cost	Cost / Unit	Cost / Area
Place: [LUNDY_2] LUNDY 177 [BUILDING]						
Area: 112,731 SqFt						
Billing Period: May 2021						
ELECTRIC	51,600.00 kWh	176,059 KBtu	1.562 KBtu/SqFt	\$8,001.40	\$0.155 /kWh	\$0.071 /SqFt
NATURALGAS	387.00 CCF	39,861 KBtu	0.354 KBtu/SqFt	\$432.98	\$1.119 /CCF	\$0.004 /SqFt
SEWER	41.00 CCF			\$457.51	\$11.159 /CCF	\$0.004 /SqFt
WATER	480.00 CCF			\$2,734.92	\$5.698 /CCF	\$0.024 /SqFt
Totals:		215,920 KBtu	1.915 KBtu/SqFt	\$11,626.81		

Energy

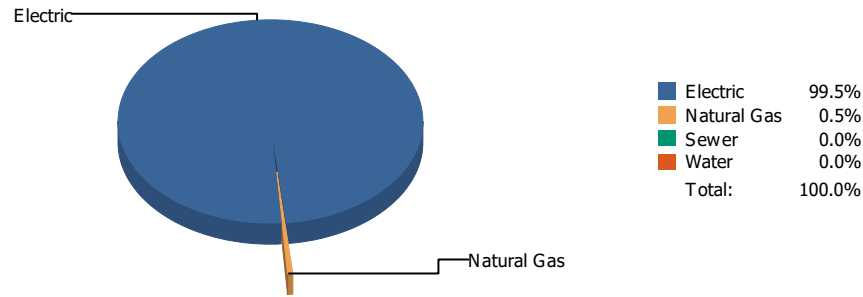


Cost

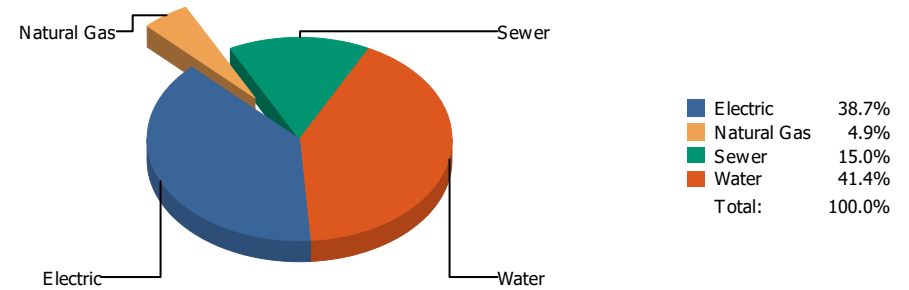


Commodity	Common Use	Energy Use	Energy Use / Area	Total Cost	Cost / Unit	Cost / Area
Place: [MAC] MACARTHUR 129 [BUILDING]						
Area: 143,341 SqFt						
Billing Period: May 2021						
ELECTRIC	84,400.00 kWh	287,973 KBtu	2.009 KBtu/SqFt	\$11,183.31	\$0.133 /kWh	\$0.078 /SqFt
NATURALGAS	217.00 CCF	22,351 KBtu	0.156 KBtu/SqFt	\$223.40	\$1.029 /CCF	\$0.002 /SqFt
SEWER	647.00 CCF			\$1,661.88	\$2.569 /CCF	\$0.012 /SqFt
WATER	1,771.00 CCF			\$6,939.05	\$3.918 /CCF	\$0.048 /SqFt
Totals:		310,324 KBtu	2.165 KBtu/SqFt	\$20,007.64		

Energy

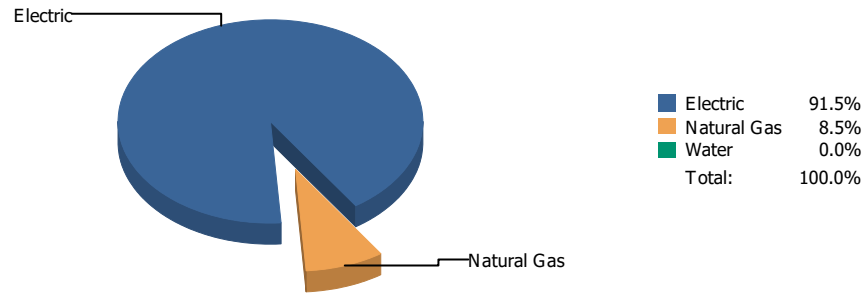


Cost

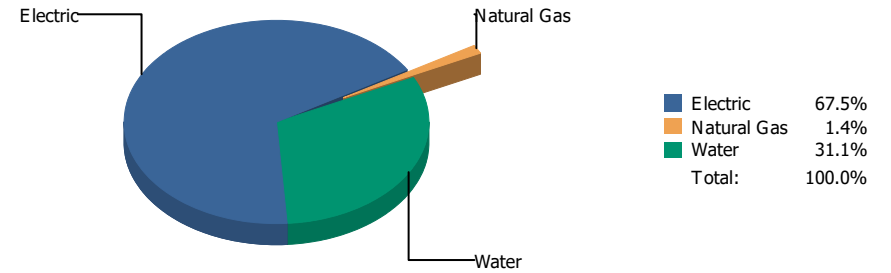


Commodity	Common Use	Energy Use	Energy Use / Area	Total Cost	Cost / Unit	Cost / Area
Place: [MAGOFFIN] MAGOFFIN 047 [BUILDING]						
Area: 76,378 SqFt						
Billing Period: May 2021						
ELECTRIC	6,165.00 kWh	21,035 KBtu	0.275 KBtu/SqFt	\$967.33	\$0.157 /kWh	\$0.013 /SqFt
NATURALGAS	1.00 CCF	103 KBtu	0.001 KBtu/SqFt	\$123.09	\$123.090 /CCF	\$0.002 /SqFt
SEWER	3.00 CCF			\$373.91	\$124.637 /CCF	\$0.005 /SqFt
WATER	100.00 CCF			\$1,034.72	\$10.347 /CCF	\$0.013 /SqFt
Totals:		21,138 KBtu	0.277 KBtu/SqFt	\$2,499.05		

Energy

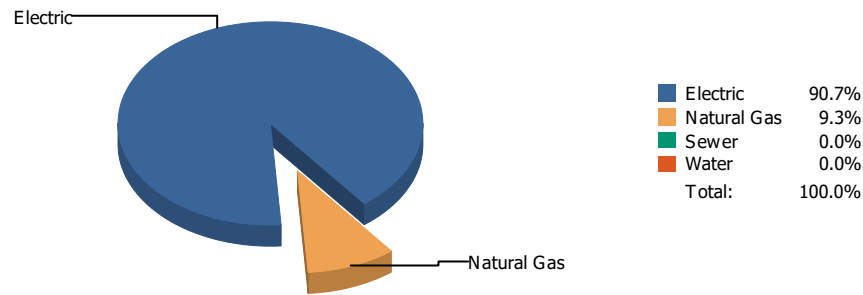


Cost

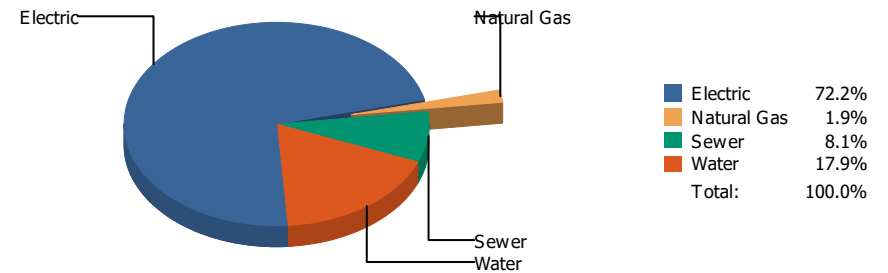


Commodity	Common Use	Energy Use	Energy Use / Area	Total Cost	Cost / Unit	Cost / Area
Place: [MAGOFFINNEWMIDDLESCHOOL] MAGOFFIN NEW MIDDLE SCHOOL [BUILDING]						
Area: 116,136 SqFt						
Billing Period: May 2021						
ELECTRIC	86,800.00 kWh	296,162 KBtu	2.550 KBtu/SqFt	\$12,193.77	\$0.140 /kWh	\$0.105 /SqFt
NATURALGAS	266.00 CCF	27,398 KBtu	0.236 KBtu/SqFt	\$251.73	\$0.946 /CCF	\$0.002 /SqFt
WATER	917.00 CCF			\$5,626.30	\$6.136 /CCF	\$0.048 /SqFt
Totals:		323,560 KBtu	2.786 KBtu/SqFt	\$18,071.80		

Energy

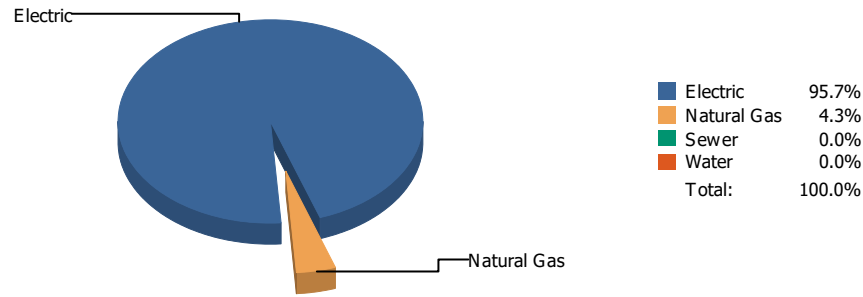


Cost

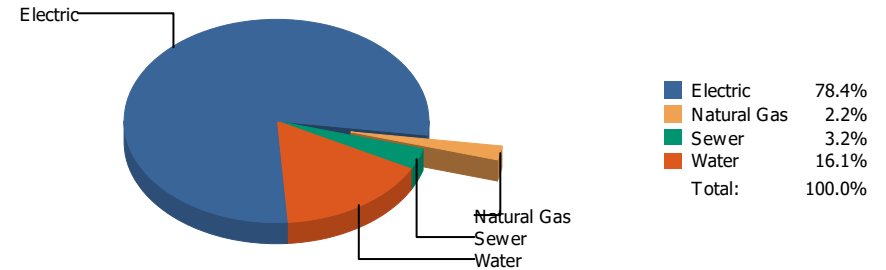


Commodity	Common Use	Energy Use	Energy Use / Area	Total Cost	Cost / Unit	Cost / Area
Place: [MAXINE] MAXINE SILVA HEALTH MAGNET 011 [BUILDING]						
Area: 80,909 SqFt						
Billing Period: May 2021						
ELECTRIC	54,000.00 kWh	184,248 KBtu	2.277 KBtu/SqFt	\$8,104.49	\$0.150 /kWh	\$0.100 /SqFt
NATURALGAS	184.00 CCF	18,952 KBtu	0.234 KBtu/SqFt	\$208.05	\$1.131 /CCF	\$0.003 /SqFt
SEWER	304.00 CCF			\$907.28	\$2.984 /CCF	\$0.011 /SqFt
WATER	597.00 CCF			\$2,005.76	\$3.360 /CCF	\$0.025 /SqFt
Totals:		203,200 KBtu	2.511 KBtu/SqFt	\$11,225.58		

Energy

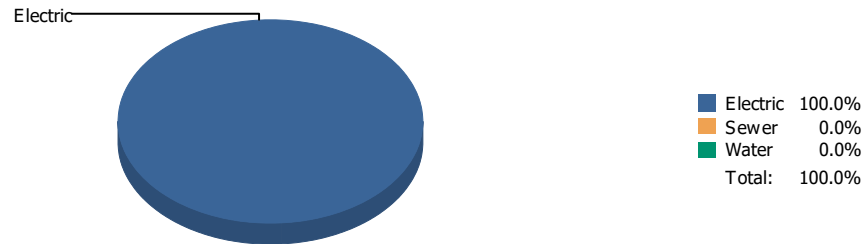


Cost

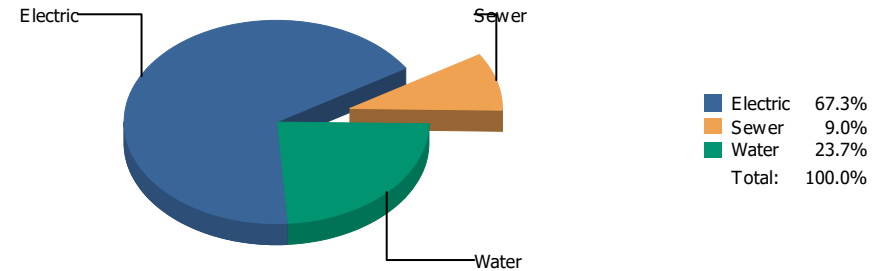


Commodity	Common Use	Energy Use	Energy Use / Area	Total Cost	Cost / Unit	Cost / Area
Place: [MESITA] MESITA 130 [BUILDING]						
Area: 100,583 SqFt						
Billing Period: May 2021						
ELECTRIC	72,000.00 kWh	245,664 KBtu	2.442 KBtu/SqFt	\$10,369.72	\$0.144 /kWh	\$0.103 /SqFt
NATURALGAS	106.00 CCF	10,918 KBtu	0.109 KBtu/SqFt	\$296.35	\$2.796 /CCF	\$0.003 /SqFt
SEWER	24.00 CCF			\$420.11	\$17.505 /CCF	\$0.004 /SqFt
WATER	319.00 CCF			\$2,133.08	\$6.687 /CCF	\$0.021 /SqFt
Totals:		256,582 KBtu	2.551 KBtu/SqFt	\$13,219.26		

Energy

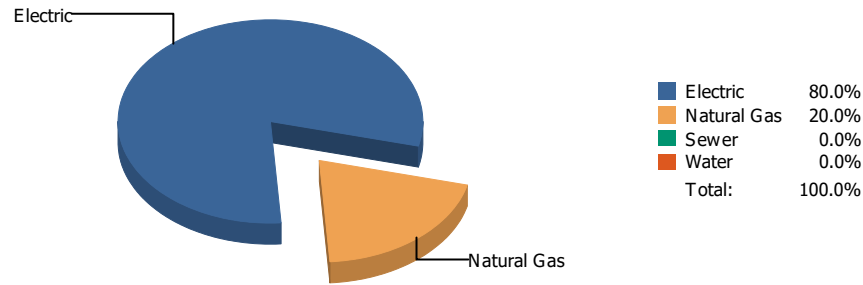


Cost

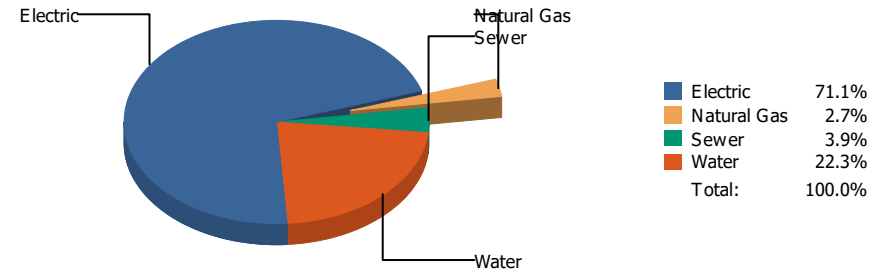


Commodity	Common Use	Energy Use	Energy Use / Area	Total Cost	Cost / Unit	Cost / Area
Place: [MILAM] MILAM 131 [BUILDING]						
Area: 63,641 SqFt						
Billing Period: May 2021						
ELECTRIC	15,960.00 kWh	54,456 KBtu	0.856 KBtu/SqFt	\$2,533.09	\$0.159 /kWh	\$0.040 /SqFt
SEWER	46.00 CCF			\$339.68	\$7.384 /CCF	\$0.005 /SqFt
WATER	196.00 CCF			\$891.80	\$4.550 /CCF	\$0.014 /SqFt
Totals:		54,456 KBtu	0.856 KBtu/SqFt	\$3,764.57		

Energy

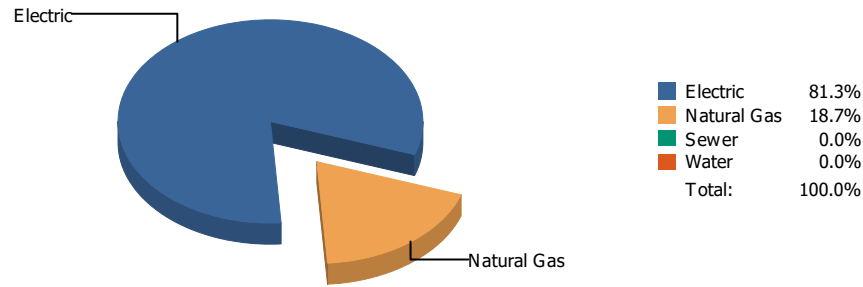


Cost

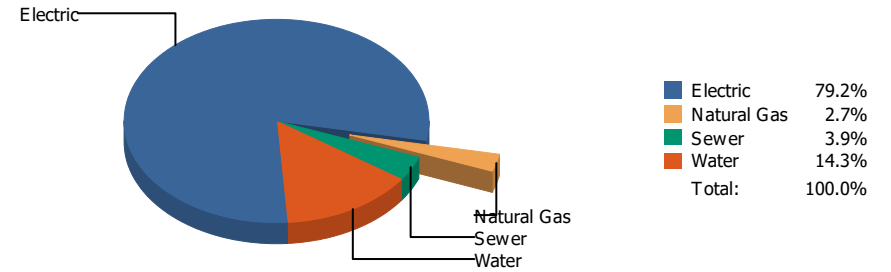


Commodity	Common Use	Energy Use	Energy Use / Area	Total Cost	Cost / Unit	Cost / Area
Place: [MOREHEAD] MOREHEAD 046 [BUILDING]						
Area: 119,353 SqFt						
Billing Period: May 2021						
ELECTRIC	60,176.00 kWh	205,321 KBtu	1.720 KBtu/SqFt	\$9,691.59	\$0.161 /kWh	\$0.081 /SqFt
NATURALGAS	497.00 CCF	51,191 KBtu	0.429 KBtu/SqFt	\$364.04	\$0.732 /CCF	\$0.003 /SqFt
SEWER	76.00 CCF			\$534.51	\$7.033 /CCF	\$0.004 /SqFt
WATER	1,115.00 CCF			\$3,033.52	\$2.721 /CCF	\$0.025 /SqFt
Totals:		256,512 KBtu	2.149 KBtu/SqFt	\$13,623.66		

Energy

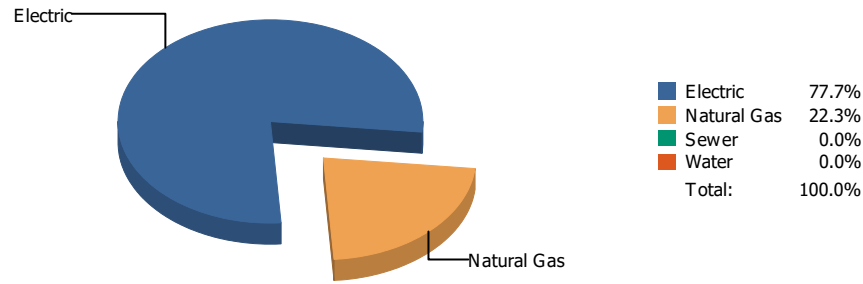


Cost

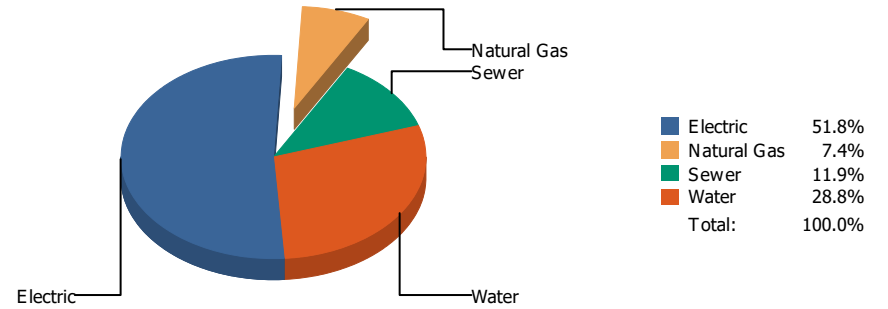


Commodity	Common Use	Energy Use	Energy Use / Area	Total Cost	Cost / Unit	Cost / Area
Place: [MOYE_2] HR MOYE [BUILDING]						
Area: 93,197 SqFt						
Billing Period: May 2021						
ELECTRIC	44,880.00 kWh	153,131 KBtu	1.643 KBtu/SqFt	\$8,560.18	\$0.191 /kWh	\$0.092 /SqFt
NATURALGAS	341.00 CCF	35,123 KBtu	0.377 KBtu/SqFt	\$288.21	\$0.845 /CCF	\$0.003 /SqFt
SEWER	23.00 CCF			\$417.91	\$18.170 /CCF	\$0.004 /SqFt
WATER	352.00 CCF			\$1,545.88	\$4.392 /CCF	\$0.016 /SqFt
Totals:		188,254 KBtu	2.020 KBtu/SqFt	\$10,812.18		

Energy



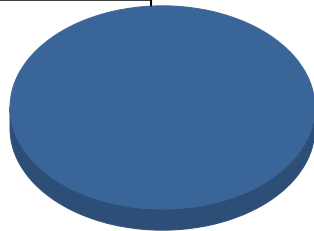
Cost



Commodity	Common Use	Energy Use	Energy Use / Area	Total Cost	Cost / Unit	Cost / Area
Place: [MULTI-MEDIACENTER] MULTI-MEDIA CENTER [BUILDING]						
Area: 27,633 SqFt						
Billing Period: May 2021						
ELECTRIC	8,437.00 kWh	28,787 KBtu	1.042 KBtu/SqFt	\$1,116.65	\$0.132 /kWh	\$0.040 /SqFt
NATURALGAS	80.00 CCF	8,240 KBtu	0.298 KBtu/SqFt	\$159.63	\$1.995 /CCF	\$0.006 /SqFt
SEWER	68.00 CCF			\$257.49	\$3.787 /CCF	\$0.009 /SqFt
WATER	154.00 CCF			\$621.51	\$4.036 /CCF	\$0.022 /SqFt
Totals:		37,027 KBtu	1.340 KBtu/SqFt	\$2,155.28		

Energy

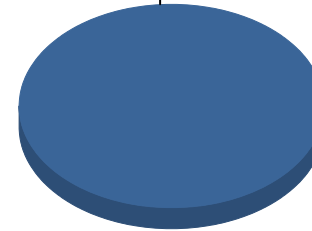
Electric



■ Electric 100.0%
Total: 100.0%

Cost

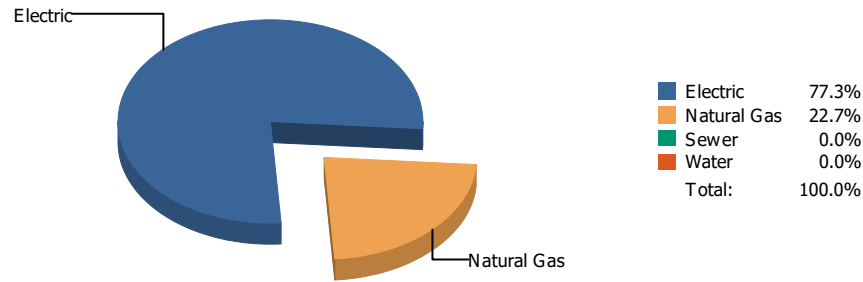
Electric



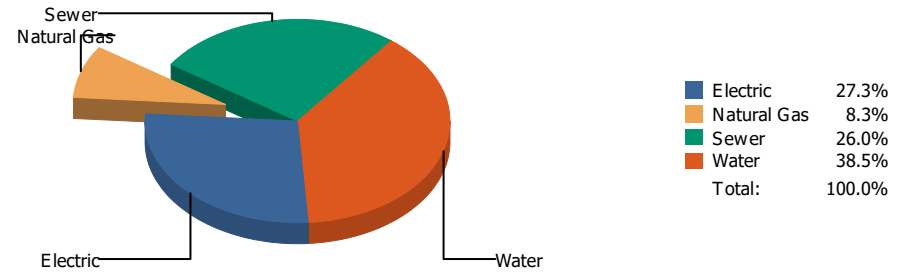
■ Electric 100.0%
Total: 100.0%

Commodity	Common Use	Energy Use	Energy Use / Area	Total Cost	Cost / Unit	Cost / Area
Place: [NE-AREA-OFFICES] N.E. AREA OFFICES 882 [BUILDING]						
Area: 7,328 SqFt						
Billing Period: May 2021						
ELECTRIC	80.00 kWh	273 KBtu	0.037 KBtu/SqFt	\$30.36	\$0.380 /kWh	\$0.004 /SqFt
Totals:		273 KBtu	0.037 KBtu/SqFt	\$30.36		

Energy

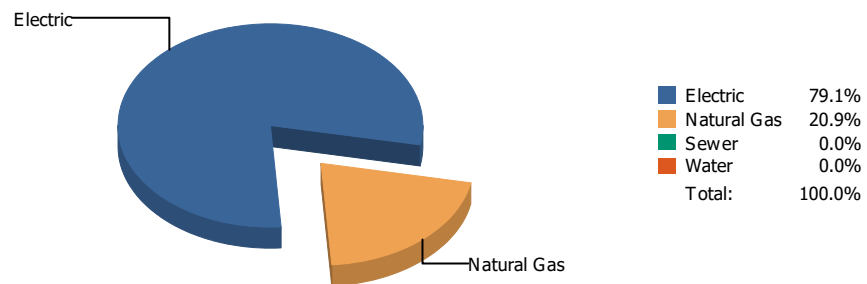


Cost

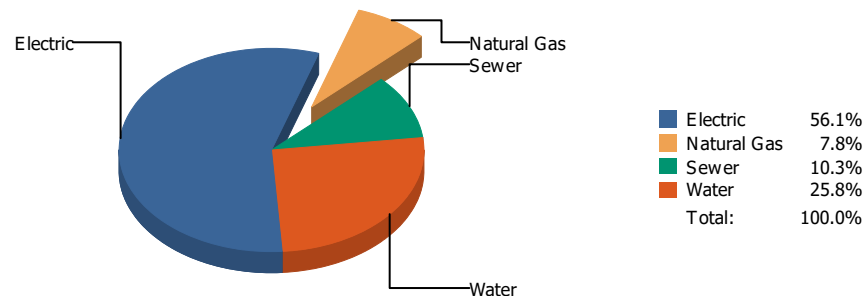


Commodity	Common Use	Energy Use	Energy Use / Area	Total Cost	Cost / Unit	Cost / Area
Place: [NETTRANSPORTATION] N.E. TRANSPORTATION 826 [BUILDING]						
Area: 5,995 SqFt						
Billing Period: May 2021						
ELECTRIC	4,427.00 kWh	15,105 KBtu	2.520 KBtu/SqFt	\$473.11	\$0.107 /kWh	\$0.079 /SqFt
NATURALGAS	43.00 CCF	4,429 KBtu	0.739 KBtu/SqFt	\$143.32	\$3.333 /CCF	\$0.024 /SqFt
SEWER	38.00 CCF			\$450.91	\$11.866 /CCF	\$0.075 /SqFt
WATER	123.00 CCF			\$667.36	\$5.426 /CCF	\$0.111 /SqFt
Totals:		19,534 KBtu	3.258 KBtu/SqFt	\$1,734.70		

Energy

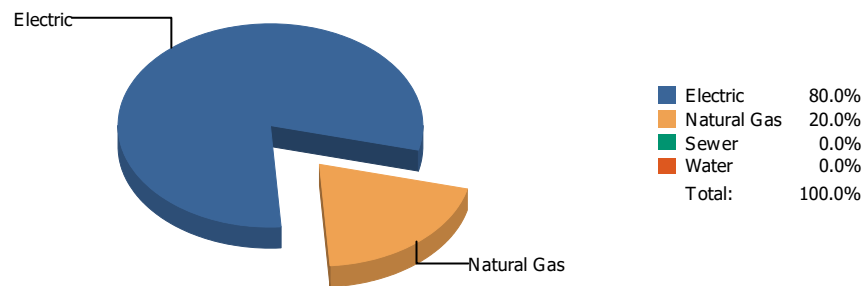


Cost

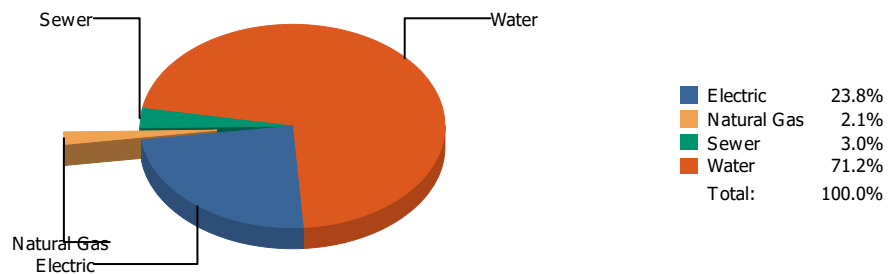


Commodity	Common Use	Energy Use	Energy Use / Area	Total Cost	Cost / Unit	Cost / Area
Place: [NEWMAN] NEWMAN ELEMENTARY 133 [BUILDING]						
Area: 73,291 SqFt						
Billing Period: May 2021						
ELECTRIC	22,120.00 kWh	75,473 KBtu	1.030 KBtu/SqFt	\$3,332.70	\$0.151 /kWh	\$0.045 /SqFt
NATURALGAS	194.00 CCF	19,982 KBtu	0.273 KBtu/SqFt	\$461.54	\$2.379 /CCF	\$0.006 /SqFt
SEWER	191.00 CCF			\$613.83	\$3.214 /CCF	\$0.008 /SqFt
WATER	415.00 CCF			\$1,536.11	\$3.701 /CCF	\$0.021 /SqFt
Totals:		95,455 KBtu	1.302 KBtu/SqFt	\$5,944.18		

Energy

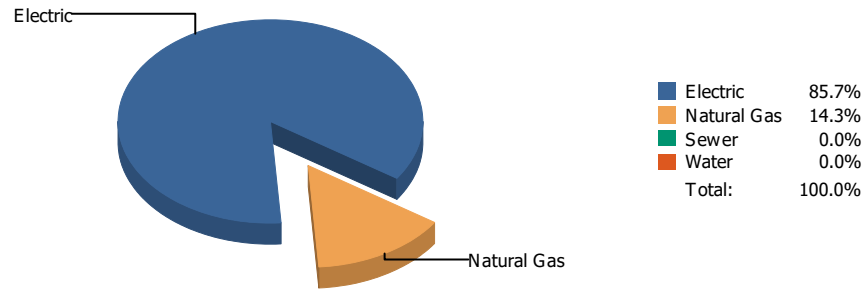


Cost

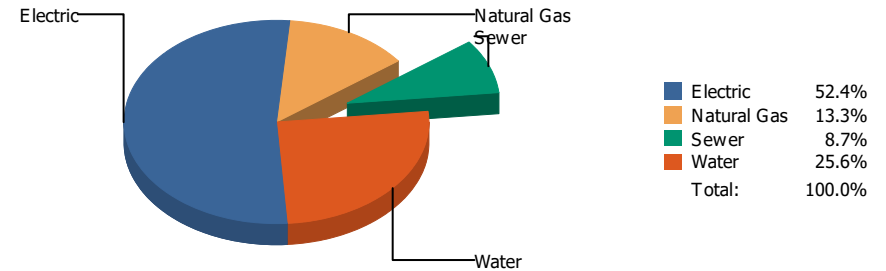


Commodity	Common Use	Energy Use	Energy Use / Area	Total Cost	Cost / Unit	Cost / Area
Place: [NIXON] L.A. NIXON 161 [BUILDING]						
Area: 76,873 SqFt						
Billing Period: May 2021						
ELECTRIC	25,920.00 kWh	88,439 KBtu	1.150 KBtu/SqFt	\$3,999.77	\$0.154 /kWh	\$0.052 /SqFt
NATURALGAS	215.00 CCF	22,145 KBtu	0.288 KBtu/SqFt	\$349.34	\$1.625 /CCF	\$0.004 /SqFt
SEWER	31.00 CCF			\$500.31	\$16.139 /CCF	\$0.006 /SqFt
WATER	1,566.00 CCF			\$11,980.83	\$7.651 /CCF	\$0.156 /SqFt
Totals:		110,584 KBtu	1.439 KBtu/SqFt	\$16,830.25		

Energy

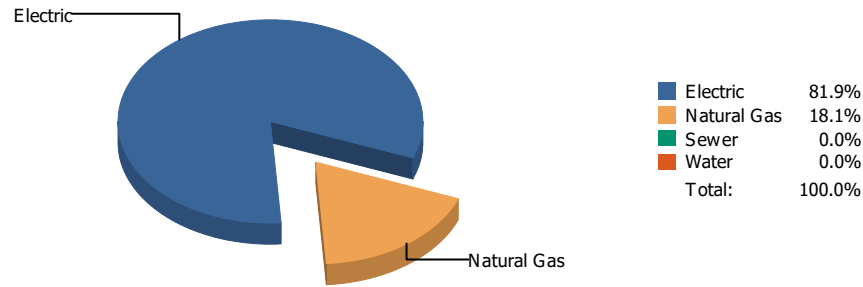


Cost

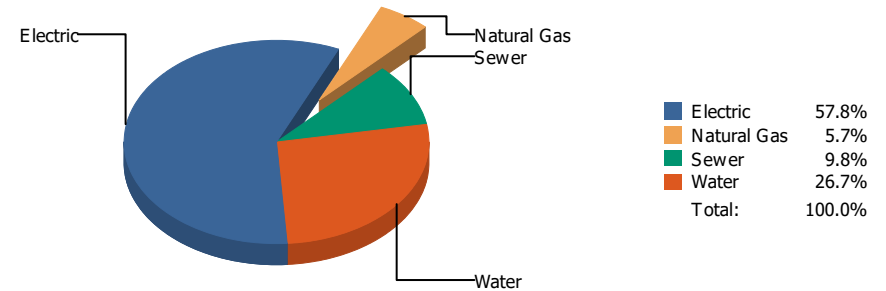


Commodity	Common Use	Energy Use	Energy Use / Area	Total Cost	Cost / Unit	Cost / Area
Place: [OCC-CTR] OCCUPATIONAL CTR. [BUILDING]						
Area: 11,845 SqFt						
Billing Period: May 2021						
ELECTRIC	4,700.00 kWh	16,036 KBtu	1.354 KBtu/SqFt	\$530.21	\$0.113 /kWh	\$0.045 /SqFt
NATURALGAS	26.00 CCF	2,678 KBtu	0.226 KBtu/SqFt	\$134.51	\$5.173 /CCF	\$0.011 /SqFt
SEWER	1.00 CCF			\$87.94	\$87.940 /CCF	\$0.007 /SqFt
WATER	47.00 CCF			\$258.71	\$5.504 /CCF	\$0.022 /SqFt
Totals:		18,714 KBtu	1.580 KBtu/SqFt	\$1,011.37		

Energy

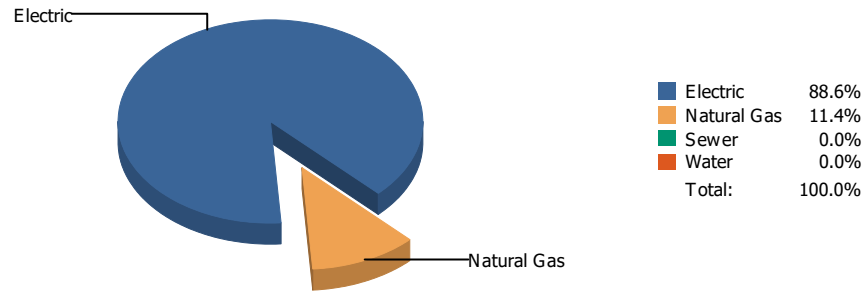


Cost

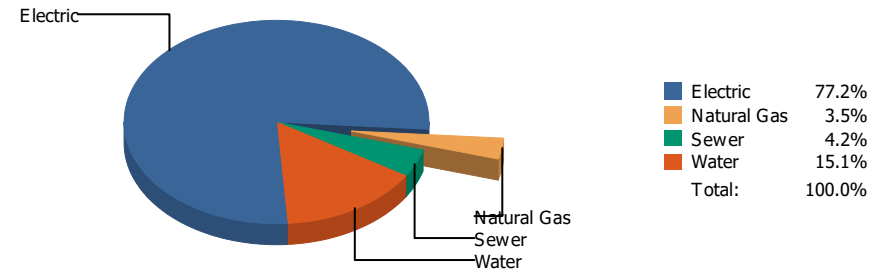


Commodity	Common Use	Energy Use	Energy Use / Area	Total Cost	Cost / Unit	Cost / Area
Place: [PARK] PARK 134 [BUILDING]						
Area: 63,609 SqFt						
Billing Period: May 2021						
ELECTRIC	22,230.00 kWh	75,849 KBtu	1.192 KBtu/SqFt	\$3,296.92	\$0.148 /kWh	\$0.052 /SqFt
NATURALGAS	163.00 CCF	16,789 KBtu	0.264 KBtu/SqFt	\$324.21	\$1.989 /CCF	\$0.005 /SqFt
SEWER	117.00 CCF			\$558.92	\$4.777 /CCF	\$0.009 /SqFt
WATER	354.00 CCF			\$1,526.03	\$4.311 /CCF	\$0.024 /SqFt
Totals:		92,638 KBtu	1.456 KBtu/SqFt	\$5,706.08		

Energy

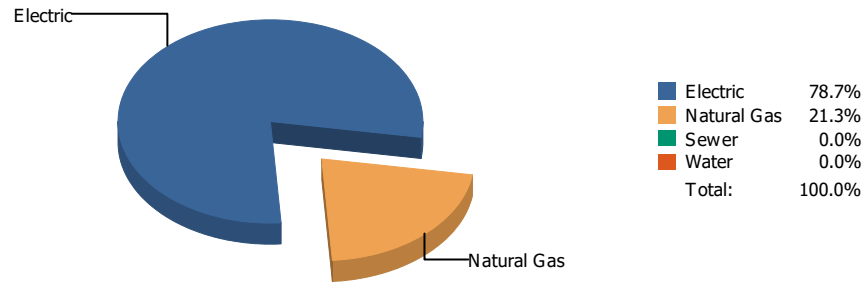


Cost

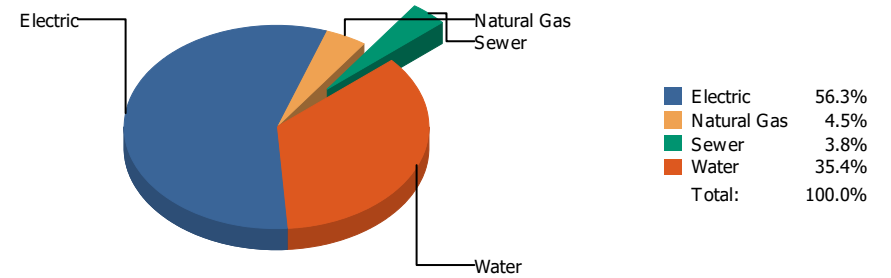


Commodity	Common Use	Energy Use	Energy Use / Area	Total Cost	Cost / Unit	Cost / Area
Place: [PAUL-MORENO_1] PAUL MORENO 167 [BUILDING]						
Area: 87,824 SqFt						
Billing Period: May 2021						
ELECTRIC	46,200.00 kWh	157,634 KBtu	1.795 KBtu/SqFt	\$7,513.19	\$0.163 /kWh	\$0.086 /SqFt
NATURALGAS	197.00 CCF	20,291 KBtu	0.231 KBtu/SqFt	\$340.59	\$1.729 /CCF	\$0.004 /SqFt
SEWER	39.00 CCF			\$410.02	\$10.513 /CCF	\$0.005 /SqFt
WATER	344.00 CCF			\$1,468.71	\$4.270 /CCF	\$0.016 /SqFt
Totals:		177,925 KBtu	2.026 KBtu/SqFt	\$9,732.51		

Energy

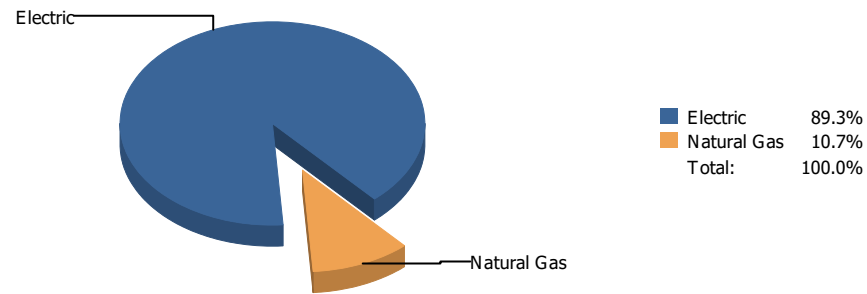


Cost

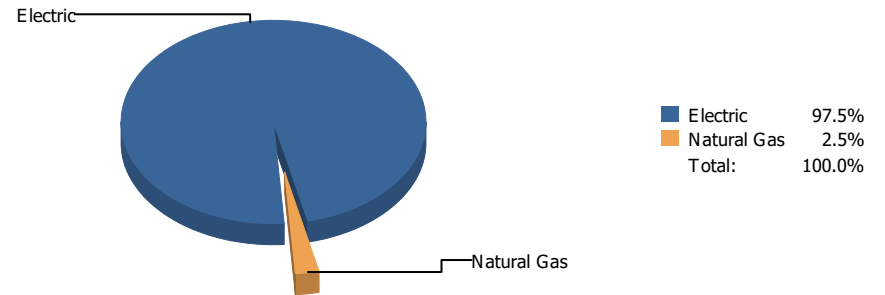


Commodity	Common Use	Energy Use	Energy Use / Area	Total Cost	Cost / Unit	Cost / Area
Place: [POLK] POLK 159 [BUILDING]						
Area: 67,321 SqFt						
Billing Period: May 2021						
ELECTRIC	33,400.00 kWh	113,961 KBtu	1.693 KBtu/SqFt	\$4,874.51	\$0.146 /kWh	\$0.072 /SqFt
NATURALGAS	300.00 CCF	30,900 KBtu	0.459 KBtu/SqFt	\$390.66	\$1.302 /CCF	\$0.006 /SqFt
SEWER	42.00 CCF			\$330.88	\$7.878 /CCF	\$0.005 /SqFt
WATER	475.00 CCF			\$3,064.91	\$6.452 /CCF	\$0.046 /SqFt
Totals:		144,861 KBtu	2.152 KBtu/SqFt	\$8,660.96		

Energy

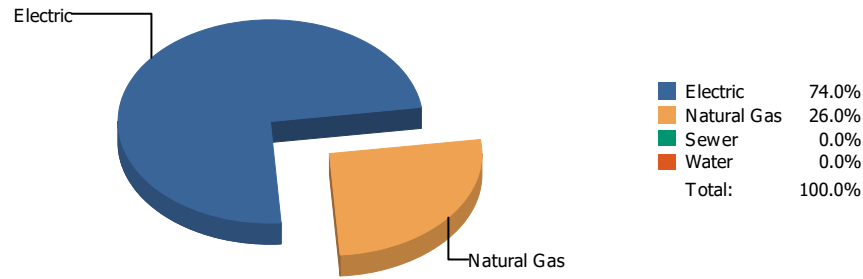


Cost

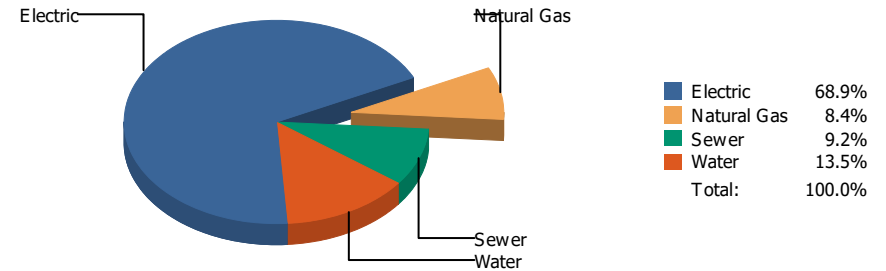


Commodity	Common Use	Energy Use	Energy Use / Area	Total Cost	Cost / Unit	Cost / Area
Place: [POWELL_2] POWELL		175 [BUILDING]				
Area: 79,770 SqFt						
Billing Period: May 2021						
ELECTRIC	48,480.00 kWh	165,414 KBtu	2.074 KBtu/SqFt	\$8,478.94	\$0.175 /kWh	\$0.106 /SqFt
NATURALGAS	192.00 CCF	19,776 KBtu	0.248 KBtu/SqFt	\$215.76	\$1.124 /CCF	\$0.003 /SqFt
Totals:		185,190 KBtu	2.322 KBtu/SqFt	\$8,694.70		

Energy

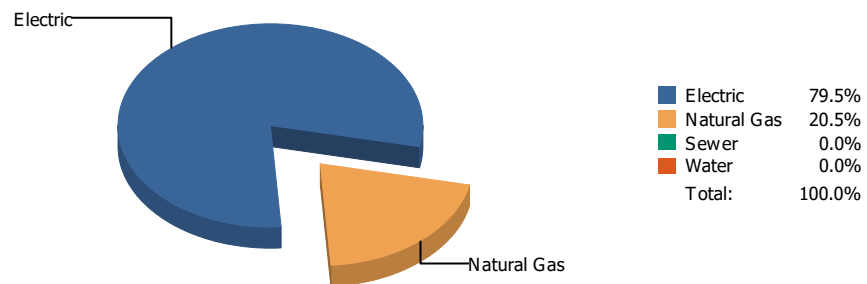


Cost

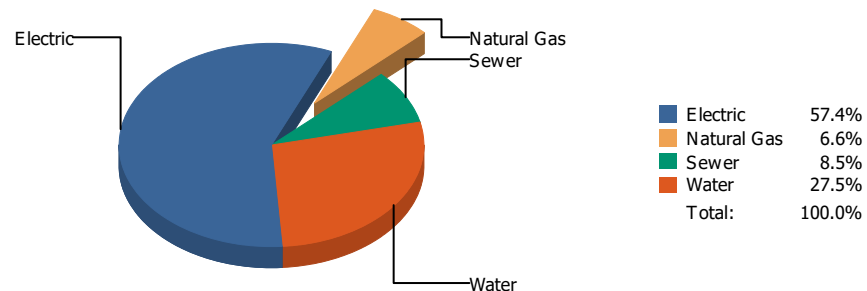


Commodity	Common Use	Energy Use	Energy Use / Area	Total Cost	Cost / Unit	Cost / Area
Place: [PROFESSIONAL-DEV] EPISD PROF DEVELOPMENT CENTER931 [BUILDING]						
Area: 18,400 SqFt						
Billing Period: May 2021						
ELECTRIC	10,320.00 kWh	35,212 KBtu	1.914 KBtu/SqFt	\$1,462.79	\$0.142 /kWh	\$0.079 /SqFt
NATURALGAS	120.00 CCF	12,360 KBtu	0.672 KBtu/SqFt	\$178.25	\$1.485 /CCF	\$0.010 /SqFt
SEWER	50.00 CCF			\$195.74	\$3.915 /CCF	\$0.011 /SqFt
WATER	71.00 CCF			\$287.30	\$4.046 /CCF	\$0.016 /SqFt
Totals:		47,572 KBtu	2.585 KBtu/SqFt	\$2,124.08		

Energy

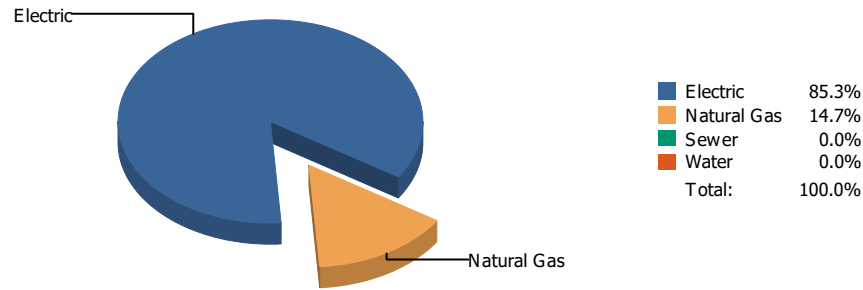


Cost

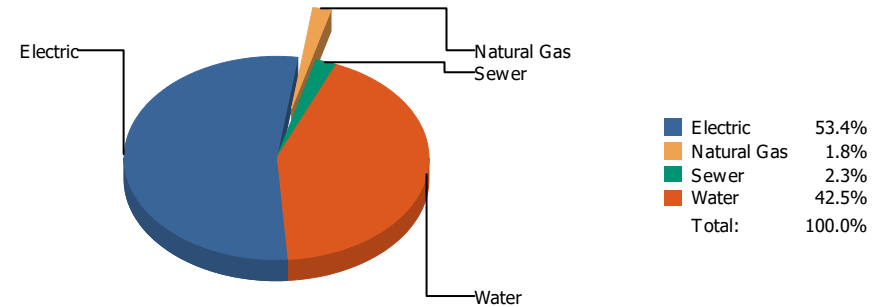


Commodity	Common Use	Energy Use	Energy Use / Area	Total Cost	Cost / Unit	Cost / Area
Place: [PUTNAM] PUTNAM 135 [BUILDING]						
Area: 61,978 SqFt						
Billing Period: May 2021						
ELECTRIC	19,685.00 kWh	67,165 KBtu	1.084 KBtu/SqFt	\$2,829.23	\$0.144 /kWh	\$0.045 /SqFt
NATURALGAS	168.00 CCF	17,304 KBtu	0.279 KBtu/SqFt	\$326.50	\$1.943 /CCF	\$0.005 /SqFt
SEWER	83.00 CCF			\$418.72	\$5.045 /CCF	\$0.007 /SqFt
WATER	291.00 CCF			\$1,356.69	\$4.662 /CCF	\$0.022 /SqFt
Totals:		84,469 KBtu	1.363 KBtu/SqFt	\$4,931.14		

Energy

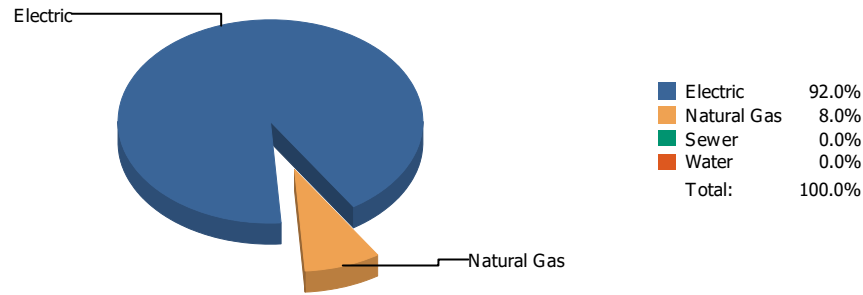


Cost

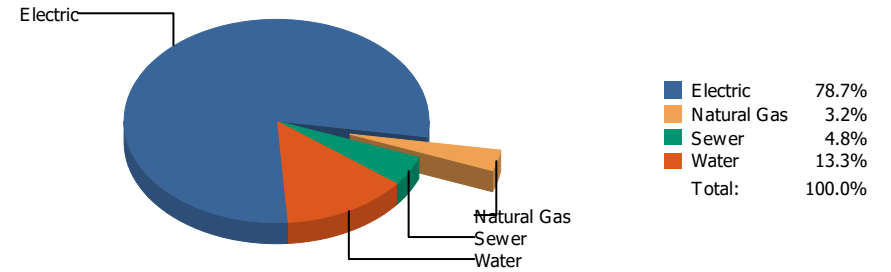


Commodity	Common Use	Energy Use	Energy Use / Area	Total Cost	Cost / Unit	Cost / Area
Place: [RICHARDS] RICHARDSON [BUILDING]						
Area: 115,872 SqFt						
Billing Period: May 2021						
ELECTRIC	48,000.00 kWh	163,776 KBtu	1.413 KBtu/SqFt	\$7,653.15	\$0.159 /kWh	\$0.066 /SqFt
NATURALGAS	274.00 CCF	28,222 KBtu	0.244 KBtu/SqFt	\$255.63	\$0.933 /CCF	\$0.002 /SqFt
SEWER	41.00 CCF			\$328.68	\$8.017 /CCF	\$0.003 /SqFt
WATER	1,830.00 CCF			\$6,093.62	\$3.330 /CCF	\$0.053 /SqFt
Totals:		191,998 KBtu	1.657 KBtu/SqFt	\$14,331.08		

Energy

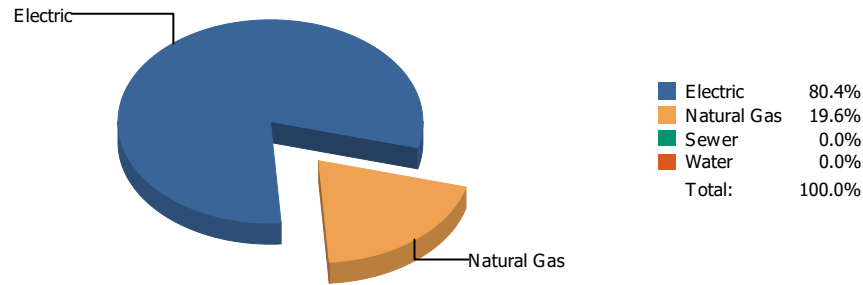


Cost

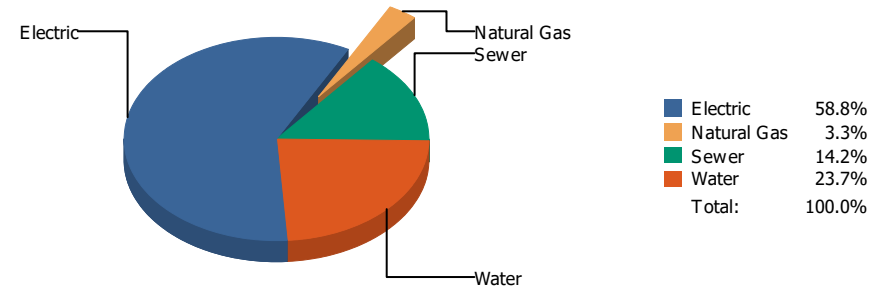


Commodity	Common Use	Energy Use	Energy Use / Area	Total Cost	Cost / Unit	Cost / Area
Place: [RIVERA] RIVERA 156 [BUILDING]						
Area: 77,562 SqFt						
Billing Period: May 2021						
ELECTRIC	39,039.00 kWh	133,201 KBtu	1.717 KBtu/SqFt	\$7,313.05	\$0.187 /kWh	\$0.094 /SqFt
NATURALGAS	113.00 CCF	11,639 KBtu	0.150 KBtu/SqFt	\$299.76	\$2.653 /CCF	\$0.004 /SqFt
SEWER	44.00 CCF			\$443.17	\$10.072 /CCF	\$0.006 /SqFt
WATER	170.00 CCF			\$1,238.03	\$7.283 /CCF	\$0.016 /SqFt
Totals:		144,840 KBtu	1.867 KBtu/SqFt	\$9,294.01		

Energy

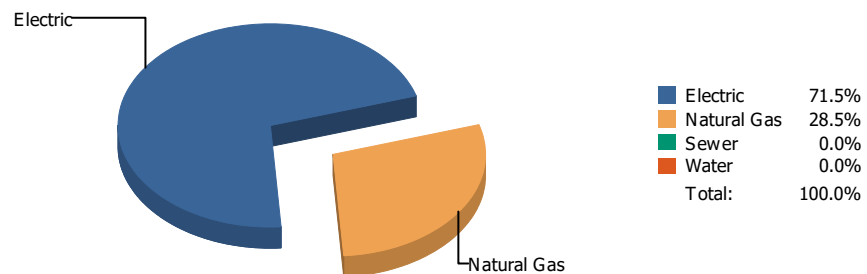


Cost

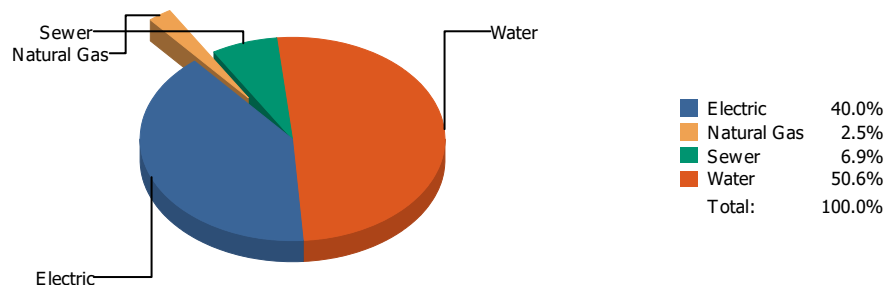


Commodity	Common Use	Energy Use	Energy Use / Area	Total Cost	Cost / Unit	Cost / Area
Place: [ROBERTS] ROBERTS 136 [BUILDING]						
Area: 81,457 SqFt						
Billing Period: May 2021						
ELECTRIC	27,920.00 kWh	95,263 KBtu	1.169 KBtu/SqFt	\$4,100.28	\$0.147 /kWh	\$0.050 /SqFt
NATURALGAS	226.00 CCF	23,278 KBtu	0.286 KBtu/SqFt	\$227.57	\$1.007 /CCF	\$0.003 /SqFt
SEWER	343.00 CCF			\$993.08	\$2.895 /CCF	\$0.012 /SqFt
WATER	578.00 CCF			\$1,655.37	\$2.864 /CCF	\$0.020 /SqFt
Totals:		118,541 KBtu	1.455 KBtu/SqFt	\$6,976.30		

Energy

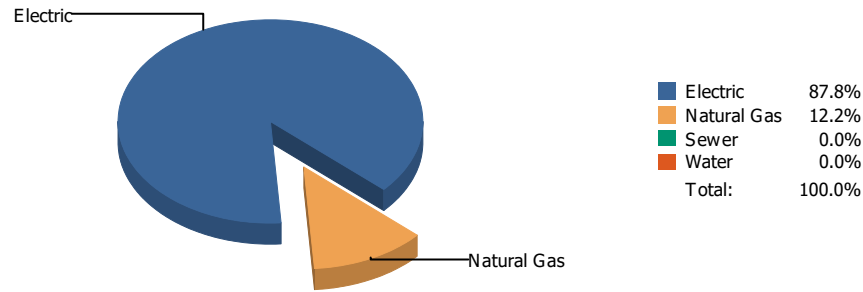


Cost

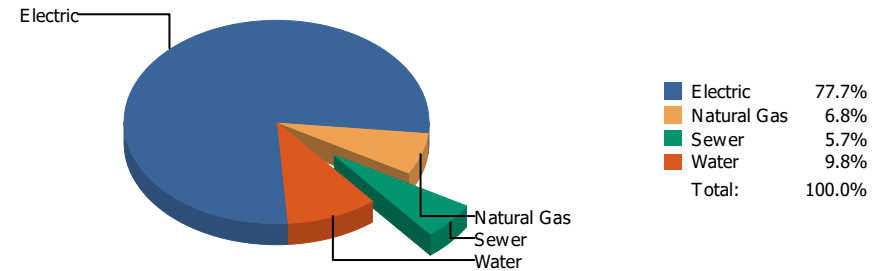


Commodity	Common Use	Energy Use	Energy Use / Area	Total Cost	Cost / Unit	Cost / Area
Place: [ROSS] ROSS 042 [BUILDING]						
Area: 131,497 SqFt						
Billing Period: May 2021						
ELECTRIC	37,176.00 kWh	126,845 KBtu	0.965 KBtu/SqFt	\$5,678.58	\$0.153 /kWh	\$0.043 /SqFt
NATURALGAS	491.00 CCF	50,573 KBtu	0.385 KBtu/SqFt	\$350.93	\$0.715 /CCF	\$0.003 /SqFt
SEWER	336.00 CCF			\$977.68	\$2.910 /CCF	\$0.007 /SqFt
WATER	1,361.00 CCF			\$7,186.46	\$5.280 /CCF	\$0.055 /SqFt
Totals:		177,418 KBtu	1.349 KBtu/SqFt	\$14,193.65		

Energy

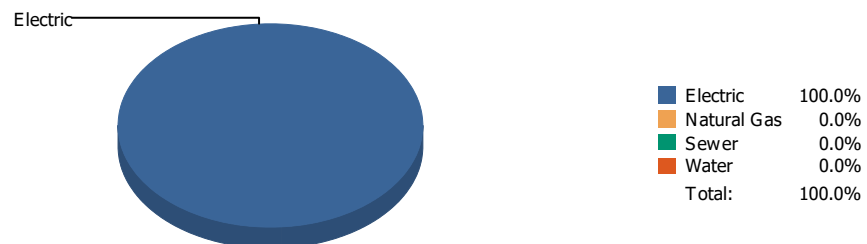


Cost

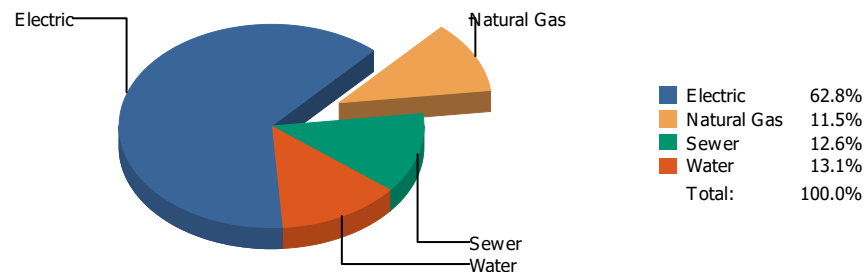


Commodity	Common Use	Energy Use	Energy Use / Area	Total Cost	Cost / Unit	Cost / Area
Place: [RUSK] RUSK 138 [BUILDING]						
Area: 67,240 SqFt						
Billing Period: May 2021						
ELECTRIC	24,003.00 kWh	81,898 KBtu	1.218 KBtu/SqFt	\$3,402.37	\$0.142 /kWh	\$0.050 /SqFt
NATURALGAS	111.00 CCF	11,433 KBtu	0.170 KBtu/SqFt	\$298.77	\$2.692 /CCF	\$0.004 /SqFt
SEWER	15.00 CCF			\$248.78	\$16.585 /CCF	\$0.004 /SqFt
WATER	79.00 CCF			\$427.70	\$5.414 /CCF	\$0.006 /SqFt
Totals:		93,331 KBtu	1.388 KBtu/SqFt	\$4,377.62		

Energy



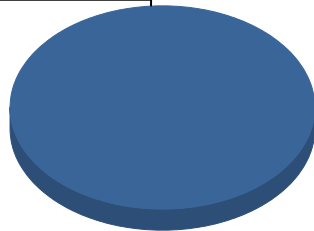
Cost



Commodity	Common Use	Energy Use	Energy Use / Area	Total Cost	Cost / Unit	Cost / Area
Place: [SAN-JAC] SAN JACINTO 139 [BUILDING]						
Area: 29,589 SqFt						
Billing Period: May 2021						
ELECTRIC	4,300.00 kWh	14,672 KBtu	0.496 KBtu/SqFt	\$668.71	\$0.156 /kWh	\$0.023 /SqFt
NATURALGAS	0.00 CCF	0 KBtu	0.000 KBtu/SqFt	\$122.41	\$0.000 /CCF	\$0.004 /SqFt
SEWER	12.00 CCF			\$134.29	\$11.191 /CCF	\$0.005 /SqFt
WATER	8.00 CCF			\$139.51	\$17.439 /CCF	\$0.005 /SqFt
Totals:		14,672 KBtu	0.496 KBtu/SqFt	\$1,064.92		

Energy

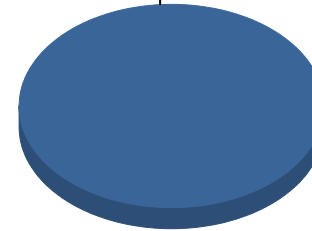
Electric



■ Electric 100.0%
Total: 100.0%

Cost

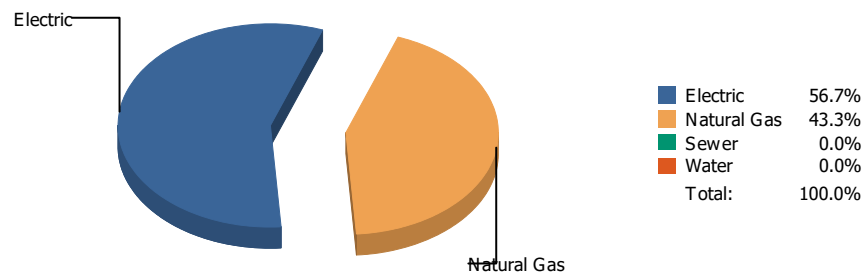
Electric



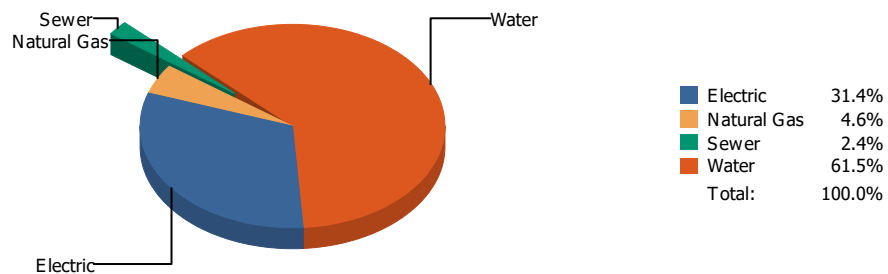
■ Electric 100.0%
Total: 100.0%

Commodity	Common Use	Energy Use	Energy Use / Area	Total Cost	Cost / Unit	Cost / Area
Place: [SCHUSTER] SCHUSTER 140 [BUILDING]						
Area: 34,371 SqFt						
Billing Period: May 2021						
ELECTRIC	560.00 kWh	1,911 KBtu	0.056 KBtu/SqFt	\$322.83	\$0.576 /kWh	\$0.009 /SqFt
Totals:		1,911 KBtu	0.056 KBtu/SqFt	\$322.83		

Energy

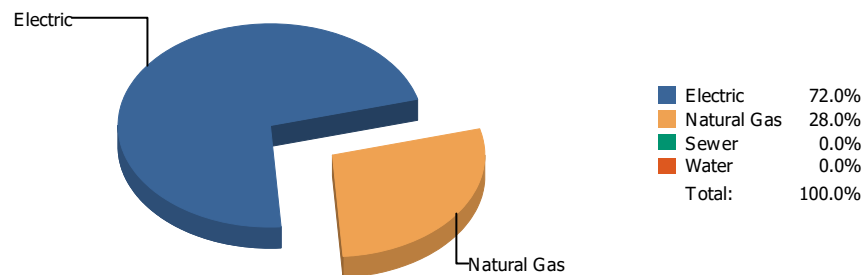


Cost

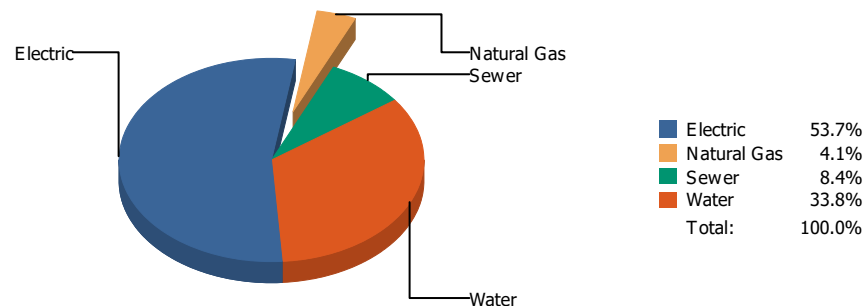


Commodity	Common Use	Energy Use	Energy Use / Area	Total Cost	Cost / Unit	Cost / Area
Place: [STANTON] STANTON 141 [BUILDING]						
Area: 75,957 SqFt						
Billing Period: May 2021						
ELECTRIC	20,491.00 kWh	69,915 KBtu	0.920 KBtu/SqFt	\$3,365.54	\$0.164 /kWh	\$0.044 /SqFt
NATURALGAS	518.00 CCF	53,354 KBtu	0.702 KBtu/SqFt	\$496.43	\$0.958 /CCF	\$0.007 /SqFt
SEWER	30.00 CCF			\$259.63	\$8.654 /CCF	\$0.003 /SqFt
WATER	881.00 CCF			\$6,591.62	\$7.482 /CCF	\$0.087 /SqFt
Totals:		123,269 KBtu	1.623 KBtu/SqFt	\$10,713.22		

Energy

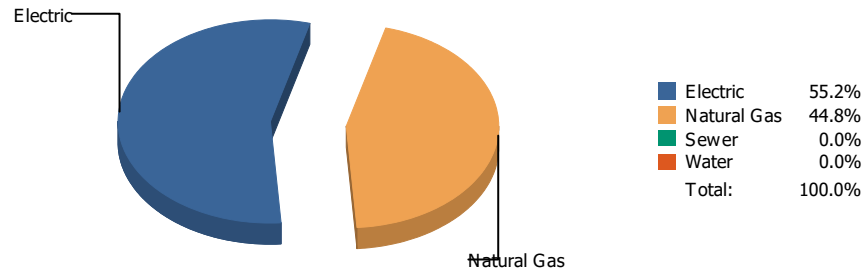


Cost

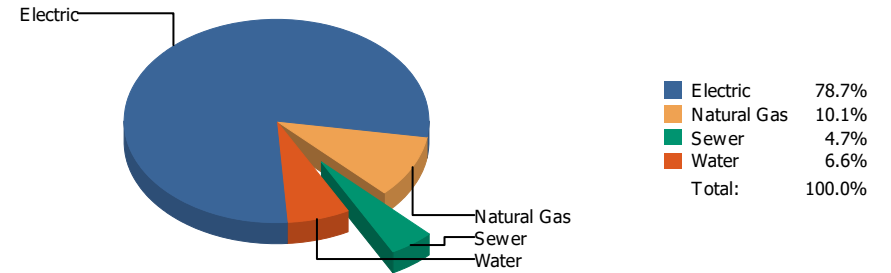


Commodity	Common Use	Energy Use	Energy Use / Area	Total Cost	Cost / Unit	Cost / Area
Place: [SUNRISEMOUNT] SUNRISE MOUNTAIN ELEMENTARY 150 [BUILDING]						
Area: 78,368 SqFt						
Billing Period: May 2021						
ELECTRIC	21,130.00 kWh	72,096 KBtu	0.920 KBtu/SqFt	\$3,335.94	\$0.158 /kWh	\$0.042 /SqFt
NATURALGAS	272.00 CCF	28,016 KBtu	0.357 KBtu/SqFt	\$254.65	\$0.936 /CCF	\$0.003 /SqFt
SEWER	32.00 CCF			\$523.45	\$16.358 /CCF	\$0.007 /SqFt
WATER	438.00 CCF			\$2,103.41	\$4.802 /CCF	\$0.027 /SqFt
Totals:		100,112 KBtu	1.277 KBtu/SqFt	\$6,217.45		

Energy

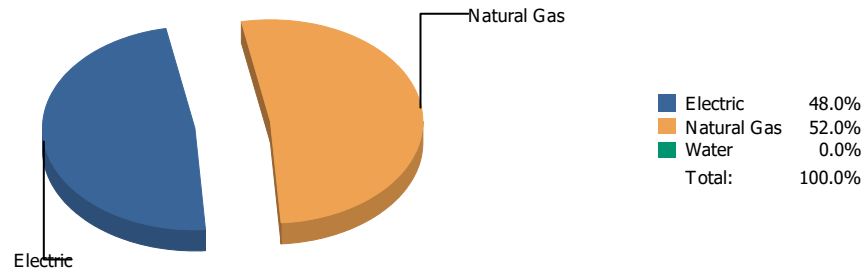


Cost

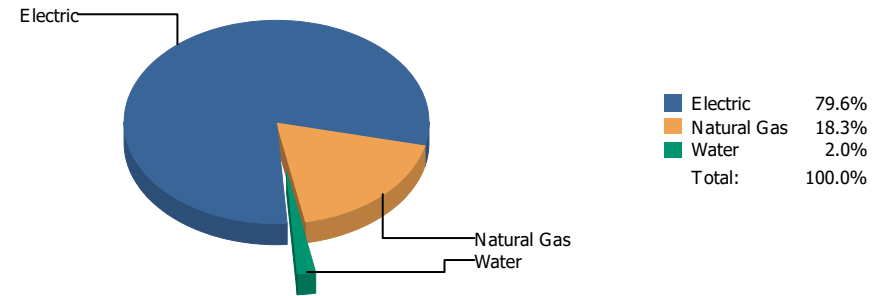


Commodity	Common Use	Energy Use	Energy Use / Area	Total Cost	Cost / Unit	Cost / Area
Place: [SUNSET-HIGH_1] SUNSET HIGH SCHOOL [BUILDING]						
Area: 33,263 SqFt						
Billing Period: May 2021						
ELECTRIC	19,760.00 kWh	67,421 KBtu	2.027 KBtu/SqFt	\$2,970.54	\$0.150 /kWh	\$0.089 /SqFt
NATURALGAS	532.00 CCF	54,796 KBtu	1.647 KBtu/SqFt	\$380.35	\$0.715 /CCF	\$0.011 /SqFt
SEWER	32.00 CCF			\$178.29	\$5.572 /CCF	\$0.005 /SqFt
WATER	53.00 CCF			\$247.51	\$4.670 /CCF	\$0.007 /SqFt
Totals:		122,217 KBtu	3.674 KBtu/SqFt	\$3,776.69		

Energy

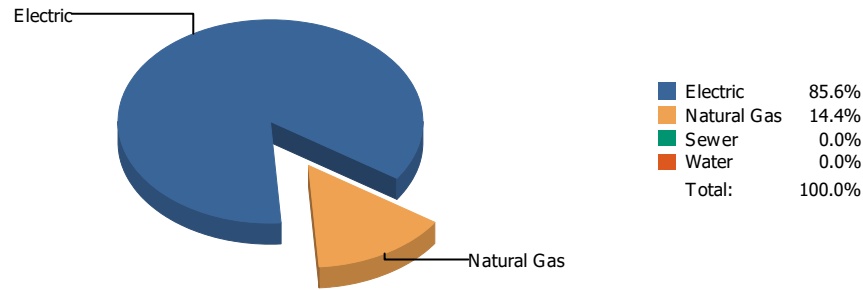


Cost

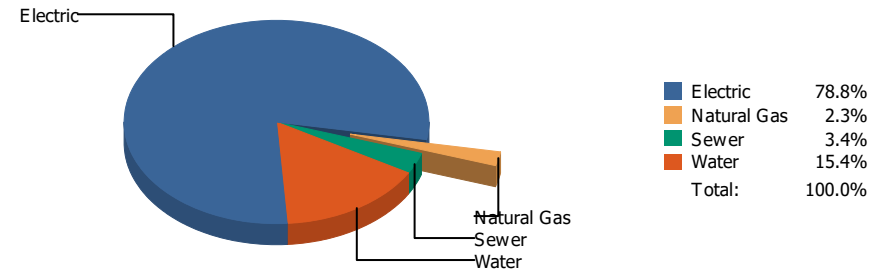


Commodity	Common Use	Energy Use	Energy Use / Area	Total Cost	Cost / Unit	Cost / Area
Place: [TERRACE] TERRACE HILLS 048 [BUILDING]						
Area: 138,021 SqFt						
Billing Period: May 2021						
ELECTRIC	17,400.00 kWh	59,369 KBtu	0.430 KBtu/SqFt	\$2,380.81	\$0.137 /kWh	\$0.017 /SqFt
NATURALGAS	625.00 CCF	64,375 KBtu	0.466 KBtu/SqFt	\$548.37	\$0.877 /CCF	\$0.004 /SqFt
WATER	0.00 CCF			\$60.68	\$0.000 /CCF	\$0.000 /SqFt
Totals:		123,744 KBtu	0.897 KBtu/SqFt	\$2,989.86		

Energy

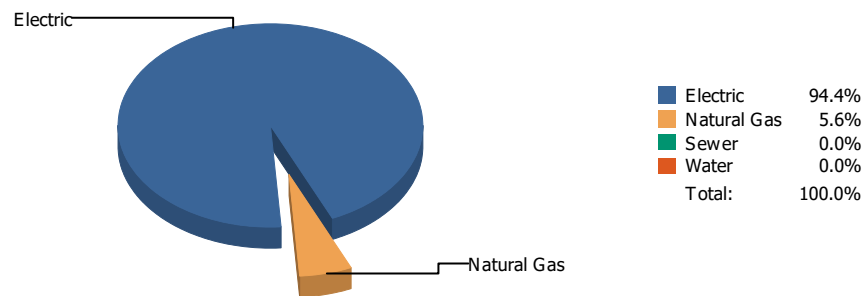


Cost

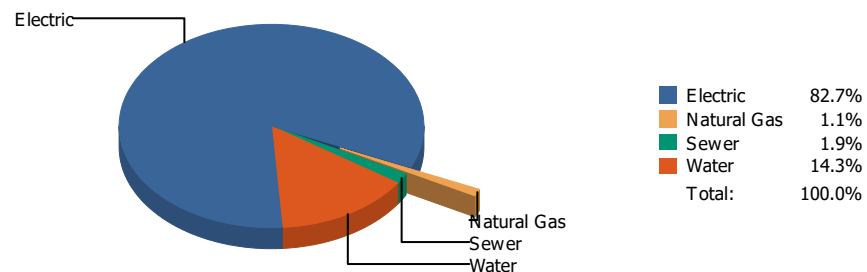


Commodity	Common Use	Energy Use	Energy Use / Area	Total Cost	Cost / Unit	Cost / Area
Place: [TIPPENELEMENTARY] TIPPIN ELEMENTARY 168 [BUILDING]						
Area: 88,360 SqFt						
Billing Period: May 2021						
ELECTRIC	61,560.00 kWh	210,043 KBtu	2.377 KBtu/SqFt	\$9,799.42	\$0.159 /kWh	\$0.111 /SqFt
NATURALGAS	344.00 CCF	35,432 KBtu	0.401 KBtu/SqFt	\$289.55	\$0.842 /CCF	\$0.003 /SqFt
SEWER	85.00 CCF			\$425.48	\$5.006 /CCF	\$0.005 /SqFt
WATER	359.00 CCF			\$1,920.22	\$5.349 /CCF	\$0.022 /SqFt
Totals:		245,475 KBtu	2.778 KBtu/SqFt	\$12,434.67		

Energy

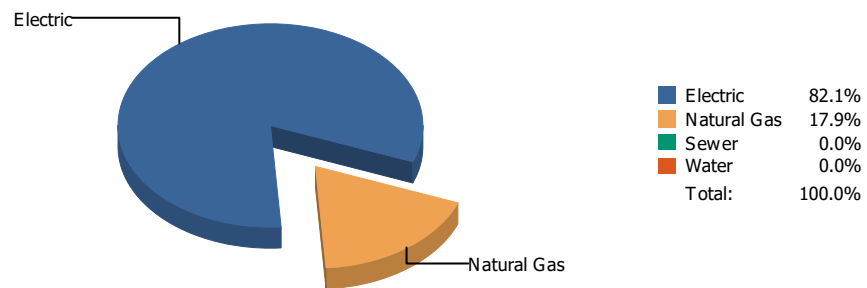


Cost

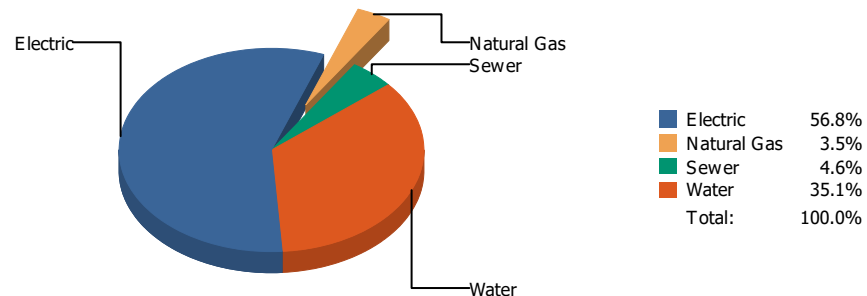


Commodity	Common Use	Energy Use	Energy Use / Area	Total Cost	Cost / Unit	Cost / Area
Place: [TOMLEA_2] TOM LEA 178 [BUILDING]						
Area: 88,828 SqFt						
Billing Period: May 2021						
ELECTRIC	91,320.00 kWh	311,584 KBtu	3.508 KBtu/SqFt	\$15,473.21	\$0.169 /kWh	\$0.174 /SqFt
NATURALGAS	181.00 CCF	18,643 KBtu	0.210 KBtu/SqFt	\$210.40	\$1.162 /CCF	\$0.002 /SqFt
SEWER	50.00 CCF			\$348.48	\$6.970 /CCF	\$0.004 /SqFt
WATER	483.00 CCF			\$2,681.55	\$5.552 /CCF	\$0.030 /SqFt
Totals:		330,227 KBtu	3.718 KBtu/SqFt	\$18,713.64		

Energy

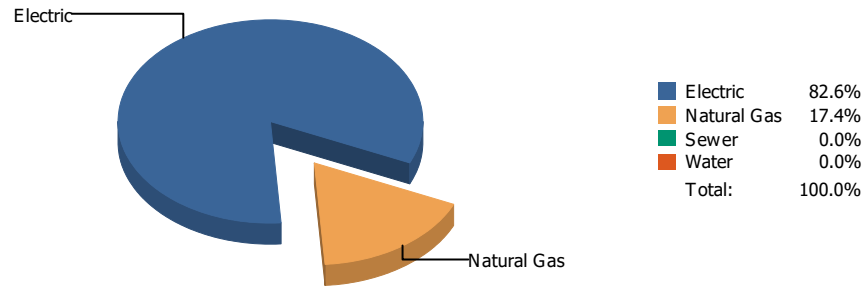


Cost

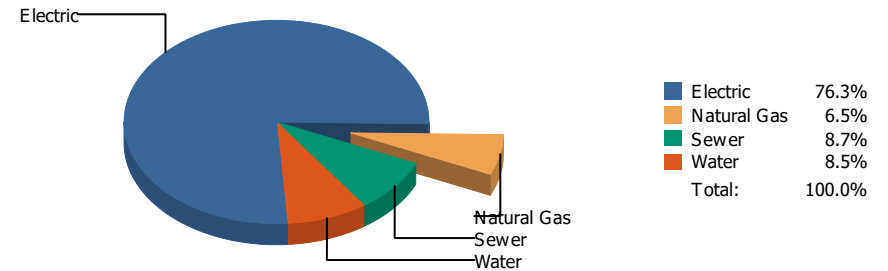


Commodity	Common Use	Energy Use	Energy Use / Area	Total Cost	Cost / Unit	Cost / Area
Place: [TRAVIS] TRAVIS 143 [BUILDING]						
Area: 78,925 SqFt						
Billing Period: May 2021						
ELECTRIC	20,884.00 kWh	71,256 KBtu	0.903 KBtu/SqFt	\$3,164.07	\$0.152 /kWh	\$0.040 /SqFt
NATURALGAS	151.00 CCF	15,553 KBtu	0.197 KBtu/SqFt	\$195.83	\$1.297 /CCF	\$0.002 /SqFt
SEWER	29.00 CCF			\$257.43	\$8.877 /CCF	\$0.003 /SqFt
WATER	464.00 CCF			\$1,952.96	\$4.209 /CCF	\$0.025 /SqFt
Totals:		86,809 KBtu	1.100 KBtu/SqFt	\$5,570.29		

Energy

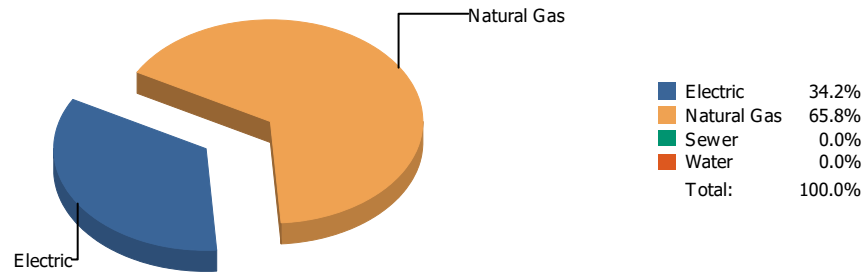


Cost

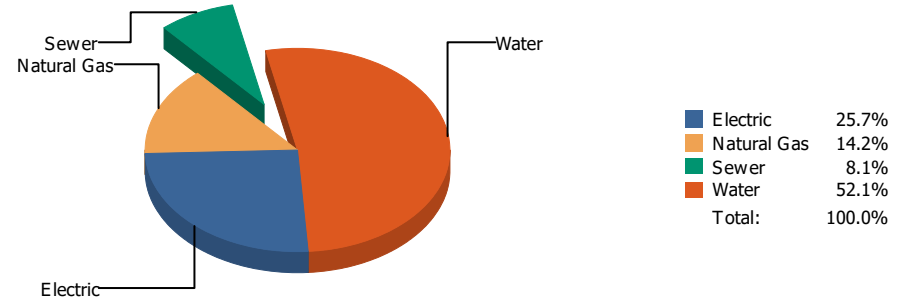


Commodity	Common Use	Energy Use	Energy Use / Area	Total Cost	Cost / Unit	Cost / Area
Place: [VILAS] VILAS 144 [BUILDING]						
Area: 66,992 SqFt						
Billing Period: May 2021						
ELECTRIC	30,626.00 kWh	104,496 KBtu	1.560 KBtu/SqFt	\$5,551.91	\$0.181 /kWh	\$0.083 /SqFt
NATURALGAS	213.00 CCF	21,939 KBtu	0.327 KBtu/SqFt	\$470.68	\$2.210 /CCF	\$0.007 /SqFt
SEWER	92.00 CCF			\$633.96	\$6.891 /CCF	\$0.009 /SqFt
WATER	97.00 CCF			\$619.40	\$6.386 /CCF	\$0.009 /SqFt
Totals:		126,435 KBtu	1.887 KBtu/SqFt	\$7,275.95		

Energy



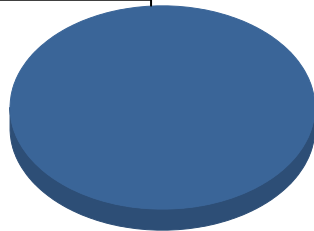
Cost



Commodity	Common Use	Energy Use	Energy Use / Area	Total Cost	Cost / Unit	Cost / Area
Place: [WAINWRIG] WAINWRIGHT 145 [BUILDING]						
Area: 38,227 SqFt						
Billing Period: May 2021						
ELECTRIC	6,532.00 kWh	22,287 KBtu	0.583 KBtu/SqFt	\$806.61	\$0.123 /kWh	\$0.021 /SqFt
NATURALGAS	416.00 CCF	42,848 KBtu	1.121 KBtu/SqFt	\$445.26	\$1.070 /CCF	\$0.012 /SqFt
SEWER	17.00 CCF			\$253.18	\$14.893 /CCF	\$0.007 /SqFt
WATER	262.00 CCF			\$1,636.64	\$6.247 /CCF	\$0.043 /SqFt
Totals:		65,135 KBtu	1.704 KBtu/SqFt	\$3,141.69		

Energy

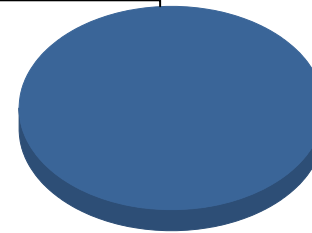
Electric



■ Electric 100.0%
Total: 100.0%

Cost

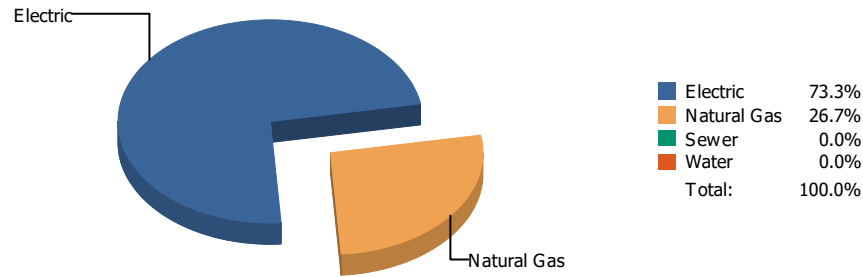
Electric



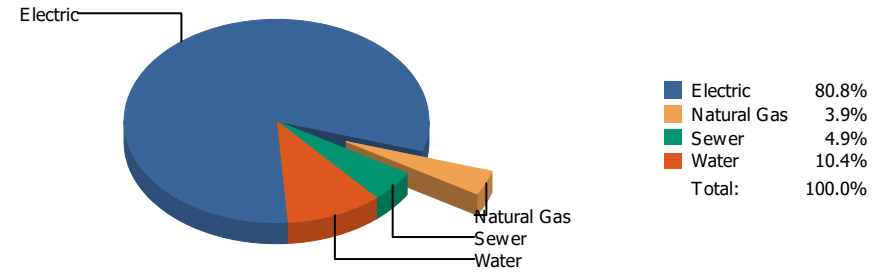
■ Electric 100.0%
Total: 100.0%

Commodity	Common Use	Energy Use	Energy Use / Area	Total Cost	Cost / Unit	Cost / Area
Place: [WESTSIDE] WESTSIDE TRANSPORTATION 951 [BUILDING]						
Area: 4,040 SqFt						
Billing Period: May 2021						
ELECTRIC	3,040.00 kWh	10,372 KBtu	2.567 KBtu/SqFt	\$398.41	\$0.131 /kWh	\$0.099 /SqFt
Totals:		10,372 KBtu	2.567 KBtu/SqFt	\$398.41		

Energy

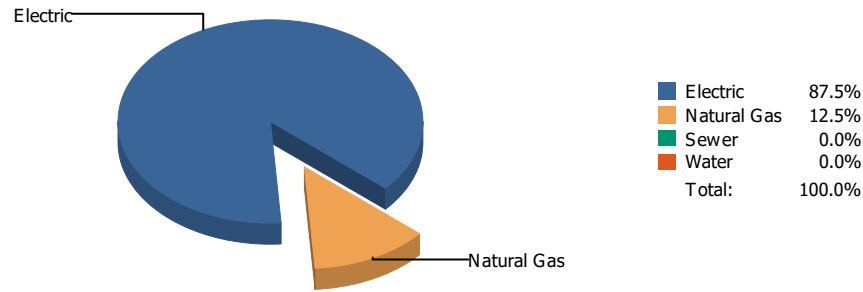


Cost

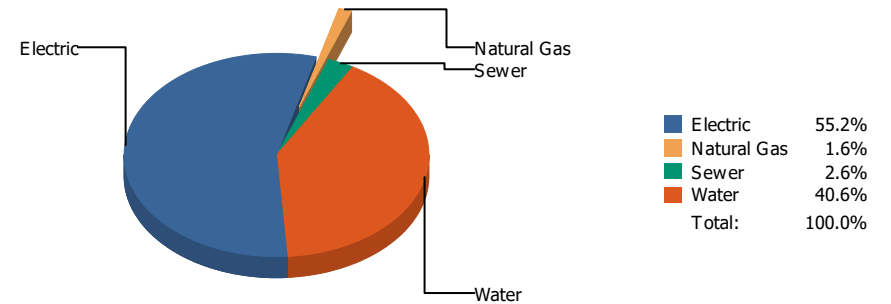


Commodity	Common Use	Energy Use	Energy Use / Area	Total Cost	Cost / Unit	Cost / Area
Place: [W-HILLS] WESTERN HILLS 146 [BUILDING]						
Area: 77,753 SqFt						
Billing Period: May 2021						
ELECTRIC	34,200.00 kWh	116,690 KBtu	1.501 KBtu/SqFt	\$6,724.40	\$0.197 /kWh	\$0.086 /SqFt
NATURALGAS	412.00 CCF	42,436 KBtu	0.546 KBtu/SqFt	\$322.72	\$0.783 /CCF	\$0.004 /SqFt
SEWER	20.00 CCF			\$411.31	\$20.566 /CCF	\$0.005 /SqFt
WATER	210.00 CCF			\$863.11	\$4.110 /CCF	\$0.011 /SqFt
Totals:		159,126 KBtu	2.047 KBtu/SqFt	\$8,321.54		

Energy

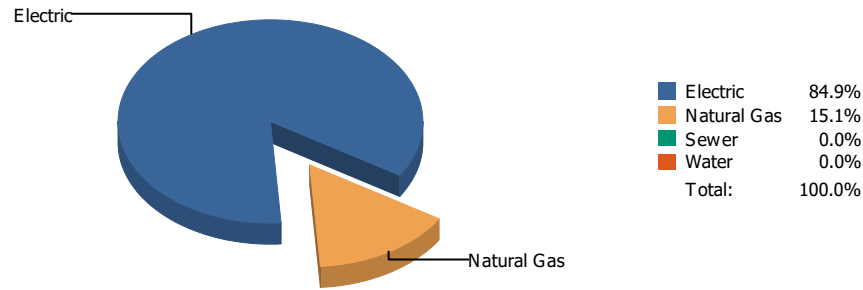


Cost

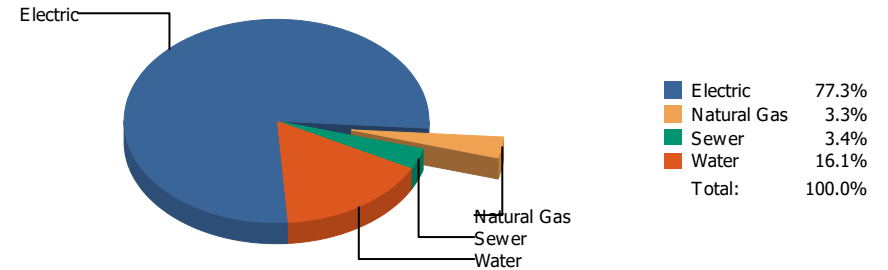


Commodity	Common Use	Energy Use	Energy Use / Area	Total Cost	Cost / Unit	Cost / Area
Place: [WHITAKER] WHITAKER 153 [BUILDING]						
Area: 89,458 SqFt						
Billing Period: May 2021						
ELECTRIC	48,120.00 kWh	164,185 KBtu	1.835 KBtu/SqFt	\$8,274.49	\$0.172 /kWh	\$0.092 /SqFt
NATURALGAS	228.00 CCF	23,484 KBtu	0.263 KBtu/SqFt	\$233.25	\$1.023 /CCF	\$0.003 /SqFt
SEWER	20.00 CCF			\$390.37	\$19.519 /CCF	\$0.004 /SqFt
WATER	1,825.00 CCF			\$6,093.83	\$3.339 /CCF	\$0.068 /SqFt
Totals:		187,669 KBtu	2.098 KBtu/SqFt	\$14,991.94		

Energy

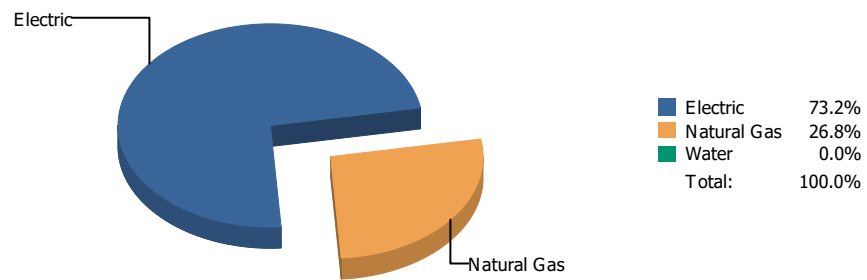


Cost

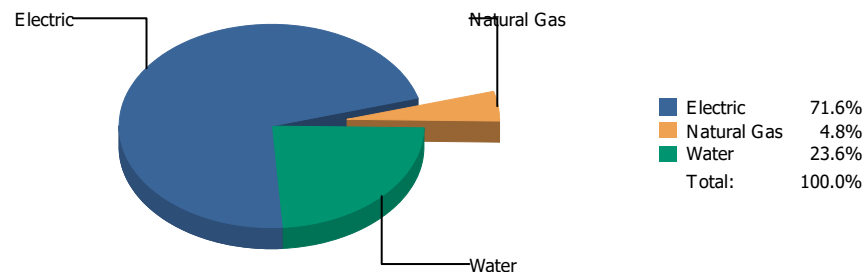


Commodity	Common Use	Energy Use	Energy Use / Area	Total Cost	Cost / Unit	Cost / Area
Place: [WHITE] ZACH WHITE ELEMENTARY NEW-1997 [BUILDING]						
Area: 92,458 SqFt						
Billing Period: May 2021						
ELECTRIC	39,000.00 kWh	133,068 KBtu	1.439 KBtu/SqFt	\$8,206.25	\$0.210 /kWh	\$0.089 /SqFt
NATURALGAS	229.00 CCF	23,587 KBtu	0.255 KBtu/SqFt	\$351.44	\$1.535 /CCF	\$0.004 /SqFt
SEWER	64.00 CCF			\$356.58	\$5.572 /CCF	\$0.004 /SqFt
WATER	407.00 CCF			\$1,705.67	\$4.191 /CCF	\$0.018 /SqFt
Totals:		156,655 KBtu	1.694 KBtu/SqFt	\$10,619.94		

Energy

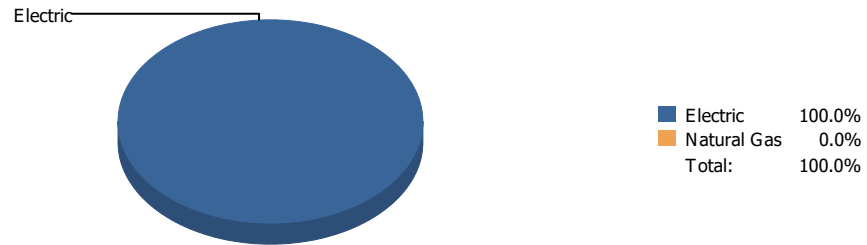


Cost

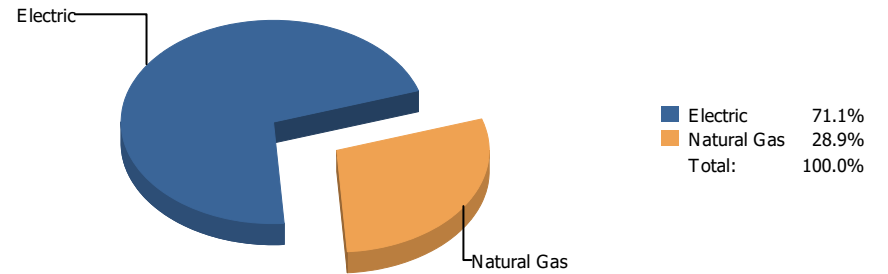


Commodity	Common Use	Energy Use	Energy Use / Area	Total Cost	Cost / Unit	Cost / Area
Place: [WIGGS] WIGGS 052 [BUILDING]						
Area: 110,689 SqFt						
Billing Period: May 2021						
ELECTRIC	27,760.00 kWh	94,717 KBtu	0.856 KBtu/SqFt	\$4,246.85	\$0.153 /kWh	\$0.038 /SqFt
NATURALGAS	336.00 CCF	34,608 KBtu	0.313 KBtu/SqFt	\$285.76	\$0.850 /CCF	\$0.003 /SqFt
WATER	342.00 CCF			\$1,398.16	\$4.088 /CCF	\$0.013 /SqFt
Totals:		129,325 KBtu	1.168 KBtu/SqFt	\$5,930.77		

Energy

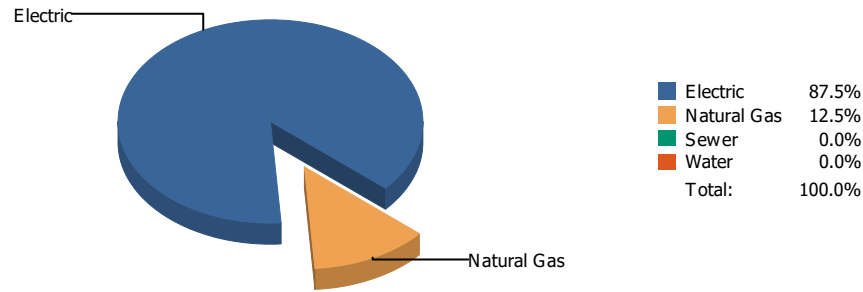


Cost

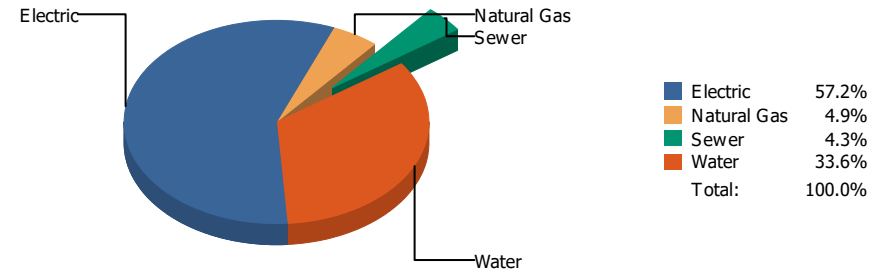


Commodity	Common Use	Energy Use	Energy Use / Area	Total Cost	Cost / Unit	Cost / Area
Place: [ZANEGREYWAREHOUSE] ZANE GREY WAREHOUSE [BUILDING]						
Area: 0 SqFt						
Billing Period: May 2021						
ELECTRIC	730.00 kWh	2,491 KBtu		\$300.89	\$0.412 /kWh	
NATURALGAS	0.00 CCF	0 KBtu		\$122.41	\$0.000 /CCF	
Totals:		2,491 KBtu		\$423.30		

Energy

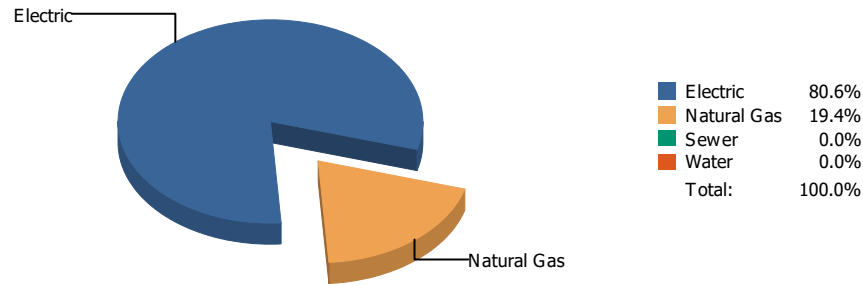


Cost

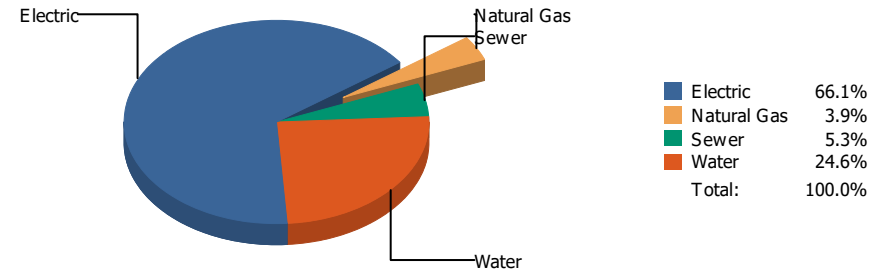


Commodity	Common Use	Energy Use	Energy Use / Area	Total Cost	Cost / Unit	Cost / Area
Place: [ZAVALA] ZAVALA 148 [BUILDING]						
Area: 53,356 SqFt						
Billing Period: May 2021						
ELECTRIC	17,587.00 kWh	60,007 KBtu	1.125 KBtu/SqFt	\$2,394.01	\$0.136 /kWh	\$0.045 /SqFt
NATURALGAS	83.00 CCF	8,549 KBtu	0.160 KBtu/SqFt	\$206.60	\$2.489 /CCF	\$0.004 /SqFt
SEWER	32.00 CCF			\$178.29	\$5.572 /CCF	\$0.003 /SqFt
WATER	263.00 CCF			\$1,407.49	\$5.352 /CCF	\$0.026 /SqFt
Totals:		68,556 KBtu	1.285 KBtu/SqFt	\$4,186.39		

Energy



Cost



Commodity	Common Use	Energy Use	Energy Use / Area	Total Cost	Cost / Unit	Cost / Area
Place Summary Report						
Area: 10,693,292 SqFt						
Billing Period: May 2021						
ELECTRIC	4,542,683.00 kWh	15,499,634 KBtu	1.404 KBtu/SqFt	\$694,064.59	\$0.153 /kWh	\$0.063 /SqFt
NATURALGAS	36,163.00 CCF	3,724,789 KBtu	0.343 KBtu/SqFt	\$41,302.11	\$1.142 /CCF	\$0.004 /SqFt
SEWER	11,772.00 CCF			\$56,142.98	\$4.769 /CCF	\$0.005 /SqFt
WATER	55,868.00 CCF			\$258,483.74	\$4.627 /CCF	\$0.024 /SqFt
Totals:		19,224,423 KBtu	1.747 KBtu/SqFt	\$1,049,993.42		

* Please note per area calculations only include buildings with a floor area greater than 0.

Requested by: eagarci2

Client version:

Report version: 9

Filters: Meters in Building Name: Not one of ZACH WHITE MODULAR SCHOOL 147;START SCHOOL EARLY 1 DAY VALUE;STADIUM RATE CHANGES;SKY PARK IB1;SKY PARK I 200;SKY PARK;ROOSEVELT 137;REMCON COTTAGES;PARKDALE COTTAGES 957;NORTHEAST BOOK DEPOSITORY 814;NEW COMPUTERS SINCE JUNE 1990;Lighting;HERCULES COTTAGES 141A;CANYON HILLS PORTABLES;Butterfield Trail Warehouse;BRANON COTTAGES 955 ;BLUE FLAME BLDG.;BARCELONA COTTAGES;ALL REFUNDS AND REBATES; ; Bill is Void Equals 0; Account is Active Equals 1; Bill is from External Vendor Equals 1; ; Billing Period Equals May 2021

Record count: 0