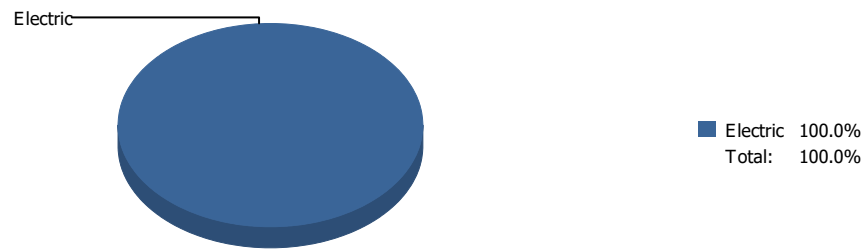
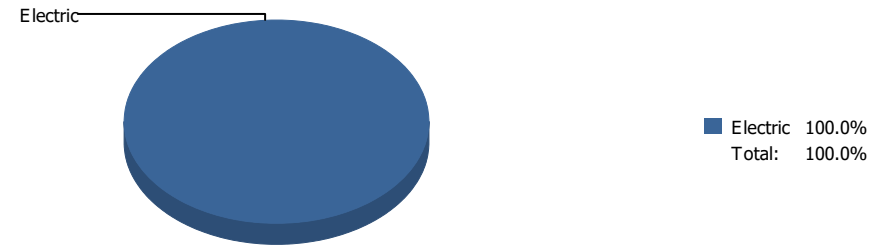


Energy

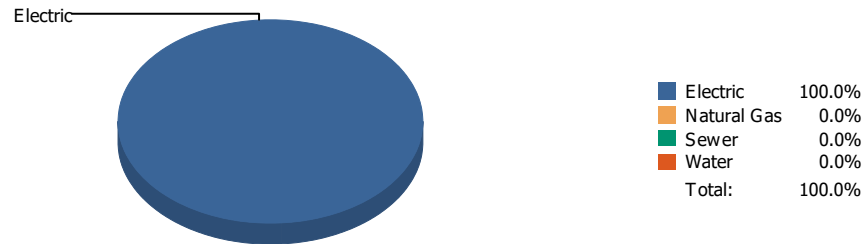


Cost

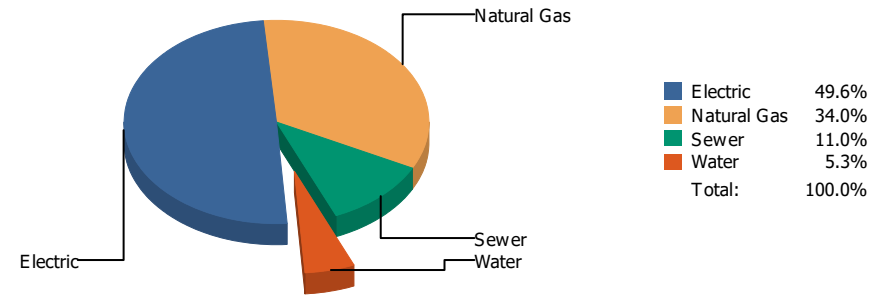


| Commodity | Common Use | Energy Use | Energy Use / Area | Total Cost | Cost / Unit | Cost / Area |
|---|--------------|-------------------|------------------------|-----------------|--------------|---------------|
| Place: [ALAMO] ALAMO 101 [BUILDING] Area: 58,978 SqFt Billing Period: Oct 2020 | | | | | | |
| ELECTRIC | 2,300.00 kWh | 7,848 KBtu | 0.133 KBtu/SqFt | \$275.11 | \$0.120 /kWh | \$0.005 /SqFt |
| Totals: | | 7,848 KBtu | 0.133 KBtu/SqFt | \$275.11 | | |

Energy

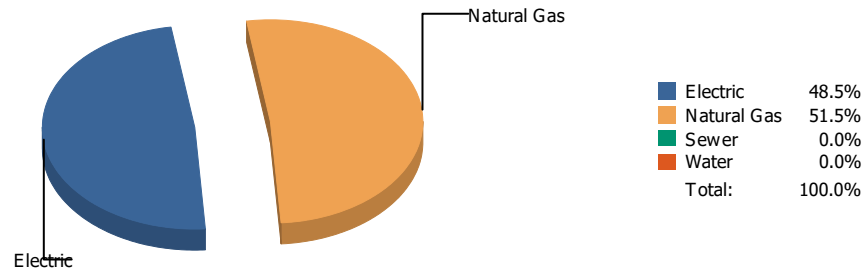


Cost

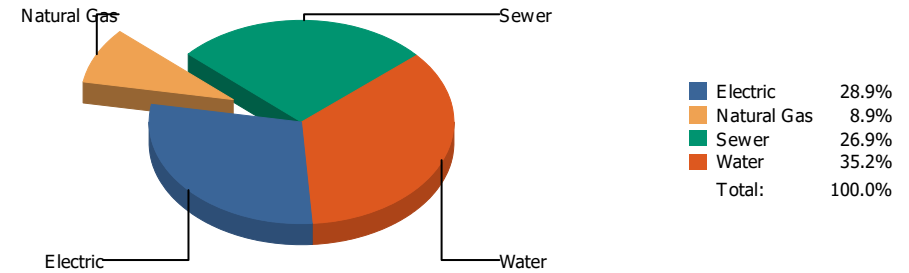


| Commodity | Common Use | Energy Use | Energy Use / Area | Total Cost | Cost / Unit | Cost / Area |
|---|--------------|--------------------|------------------------|-----------------|--------------|---------------|
| Place: [ALTA] ALTA VISTA 102 [BUILDING] | | | | | | |
| Area: 68,463 SqFt | | | | | | |
| Billing Period: Oct 2020 | | | | | | |
| ELECTRIC | 5,700.00 kWh | 19,448 KBtu | 0.284 KBtu/SqFt | \$475.79 | \$0.083 /kWh | \$0.007 /SqFt |
| NATURALGAS | | | | \$325.92 | | \$0.005 /SqFt |
| SEWER | | | | \$105.77 | | \$0.002 /SqFt |
| WATER | | | | \$50.91 | | \$0.001 /SqFt |
| Totals: | | 19,448 KBtu | 0.284 KBtu/SqFt | \$958.39 | | |

Energy

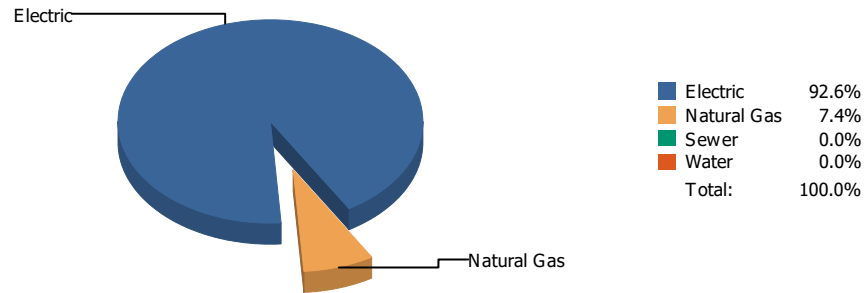


Cost

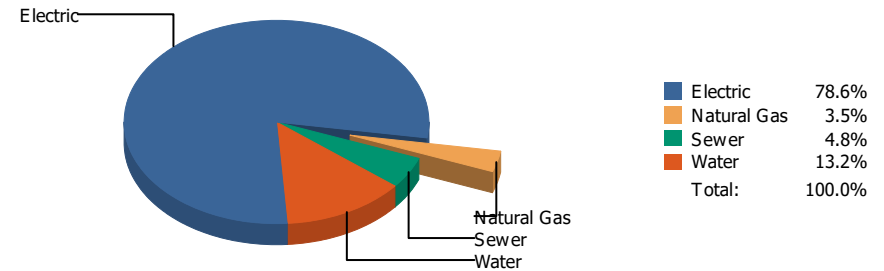


| Commodity | Common Use | Energy Use | Energy Use / Area | Total Cost | Cost / Unit | Cost / Area |
|---|---------------|---------------------|------------------------|--------------------|--------------|---------------|
| Place: [ADDRESS] ADDRESS 001 [BUILDING] | | | | | | |
| Area: 266,968 SqFt | | | | | | |
| Billing Period: Oct 2020 | | | | | | |
| ELECTRIC | 15,111.00 kWh | 51,559 KBtu | 0.193 KBtu/SqFt | \$2,991.03 | \$0.198 /kWh | \$0.011 /SqFt |
| NATURALGAS | 532.00 CCF | 54,796 KBtu | 0.205 KBtu/SqFt | \$920.00 | \$1.729 /CCF | \$0.003 /SqFt |
| SEWER | 1,181.00 CCF | | | \$2,784.76 | \$2.358 /CCF | \$0.010 /SqFt |
| WATER | 1,448.00 CCF | | | \$3,638.53 | \$2.513 /CCF | \$0.014 /SqFt |
| Totals: | | 106,355 KBtu | 0.398 KBtu/SqFt | \$10,334.32 | | |

Energy

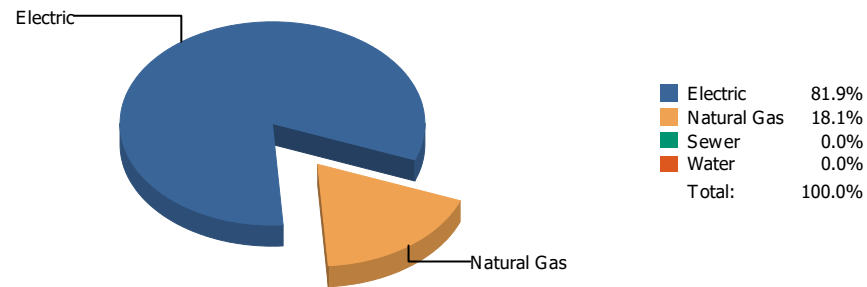


Cost

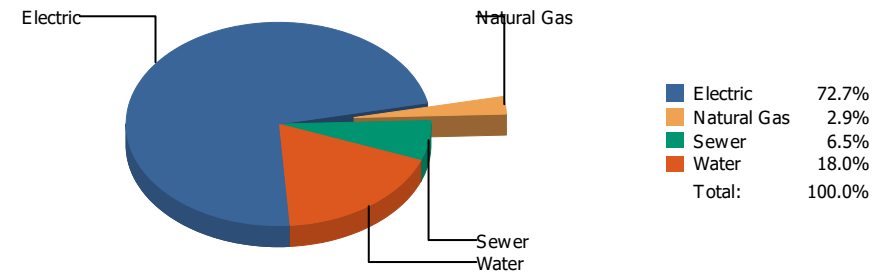


| Commodity | Common Use | Energy Use | Energy Use / Area | Total Cost | Cost / Unit | Cost / Area |
|---------------------------------|---------------|---------------------|------------------------|--------------------|---------------|---------------|
| Place: [AOY] AOY 103 [BUILDING] | | | | | | |
| Area: 105,486 SqFt | | | | | | |
| Billing Period: Oct 2020 | | | | | | |
| ELECTRIC | 57,453.00 kWh | 196,030 KBtu | 1.858 KBtu/SqFt | \$8,829.00 | \$0.154 /kWh | \$0.084 /SqFt |
| NATURALGAS | 153.00 CCF | 15,759 KBtu | 0.149 KBtu/SqFt | \$387.77 | \$2.534 /CCF | \$0.004 /SqFt |
| SEWER | 44.00 CCF | | | \$541.37 | \$12.304 /CCF | \$0.005 /SqFt |
| WATER | 179.00 CCF | | | \$1,478.55 | \$8.260 /CCF | \$0.014 /SqFt |
| Totals: | | 211,789 KBtu | 2.008 KBtu/SqFt | \$11,236.69 | | |

Energy

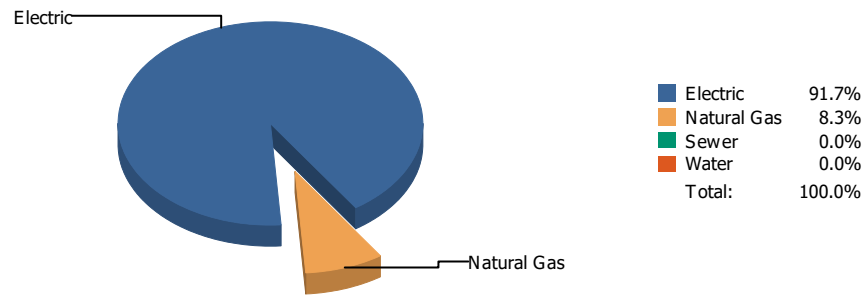


Cost

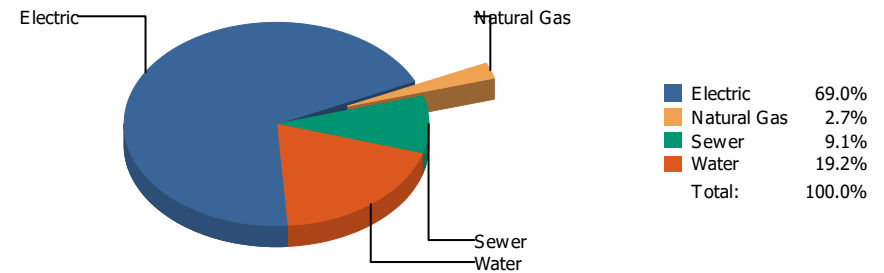


| Commodity | Common Use | Energy Use | Energy Use / Area | Total Cost | Cost / Unit | Cost / Area |
|--|---------------|---------------------|------------------------|--------------------|--------------|---------------|
| Place: [ARMENDARIZ_1] ARMENDARIZ MIDDLE SCHOOL [BUILDING] | | | | | | |
| Area: 133,779 SqFt | | | | | | |
| Billing Period: Oct 2020 | | | | | | |
| ELECTRIC | 54,000.00 kWh | 184,248 KBtu | 1.377 KBtu/SqFt | \$8,135.33 | \$0.151 /kWh | \$0.061 /SqFt |
| NATURALGAS | 394.00 CCF | 40,582 KBtu | 0.303 KBtu/SqFt | \$320.74 | \$0.814 /CCF | \$0.002 /SqFt |
| SEWER | 170.00 CCF | | | \$727.31 | \$4.278 /CCF | \$0.005 /SqFt |
| WATER | 533.00 CCF | | | \$2,014.27 | \$3.779 /CCF | \$0.015 /SqFt |
| Totals: | | 224,830 KBtu | 1.681 KBtu/SqFt | \$11,197.65 | | |

Energy

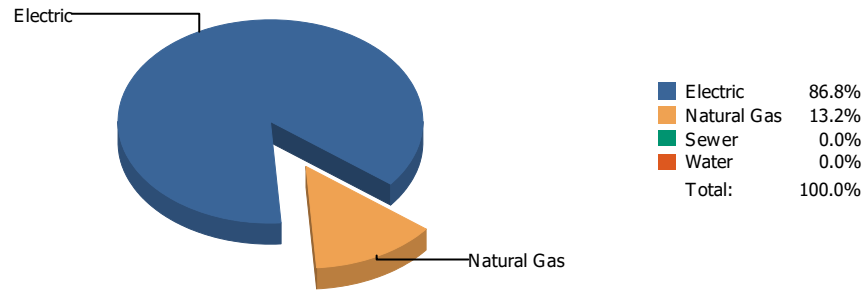


Cost

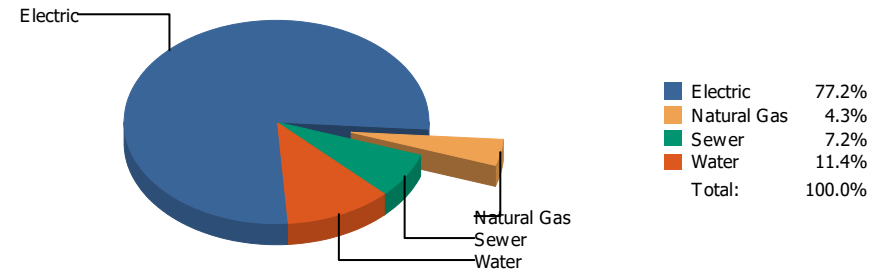


| Commodity | Common Use | Energy Use | Energy Use / Area | Total Cost | Cost / Unit | Cost / Area |
|--|----------------|---------------------|------------------------|--------------------|--------------|---------------|
| Place: [AUSTIN] AUSTIN 002 [BUILDING] | | | | | | |
| Area: 269,216 SqFt | | | | | | |
| Billing Period: Oct 2020 | | | | | | |
| ELECTRIC | 159,767.00 kWh | 545,125 KBtu | 2.025 KBtu/SqFt | \$17,614.23 | \$0.110 /kWh | \$0.065 /SqFt |
| NATURALGAS | 477.00 CCF | 49,131 KBtu | 0.182 KBtu/SqFt | \$679.86 | \$1.425 /CCF | \$0.002 /SqFt |
| SEWER | 641.00 CCF | | | \$2,316.32 | \$3.614 /CCF | \$0.009 /SqFt |
| WATER | 787.00 CCF | | | \$4,899.29 | \$6.225 /CCF | \$0.018 /SqFt |
| Totals: | | 594,256 KBtu | 2.207 KBtu/SqFt | \$25,509.70 | | |

Energy

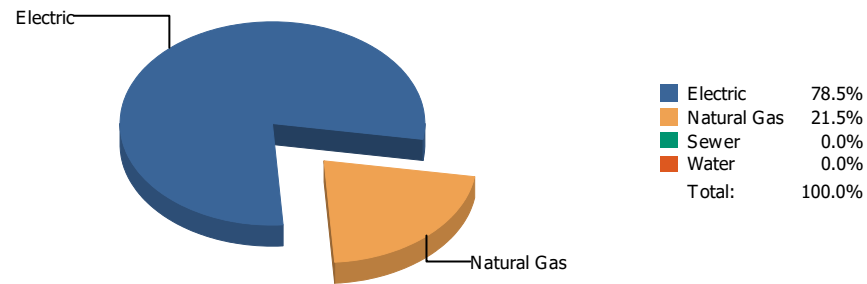


Cost

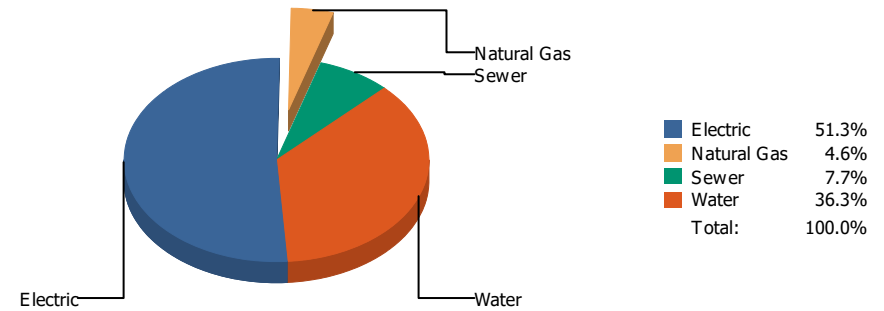


| Commodity | Common Use | Energy Use | Energy Use / Area | Total Cost | Cost / Unit | Cost / Area |
|--|---------------|---------------------|------------------------|-------------------|---------------|---------------|
| Place: [BARRON ELEMENTARY] Barron Elementary 165 [BUILDING] | | | | | | |
| Area: 87,818 SqFt | | | | | | |
| Billing Period: Oct 2020 | | | | | | |
| ELECTRIC | 39,024.00 kWh | 133,150 KBtu | 1.516 KBtu/SqFt | \$7,350.78 | \$0.188 /kWh | \$0.084 /SqFt |
| NATURALGAS | 197.00 CCF | 20,291 KBtu | 0.231 KBtu/SqFt | \$404.79 | \$2.055 /CCF | \$0.005 /SqFt |
| SEWER | 131.00 CCF | | | \$682.57 | \$5.210 /CCF | \$0.008 /SqFt |
| WATER | 95.00 CCF | | | \$1,081.66 | \$11.386 /CCF | \$0.012 /SqFt |
| Totals: | | 153,441 KBtu | 1.747 KBtu/SqFt | \$9,519.80 | | |

Energy

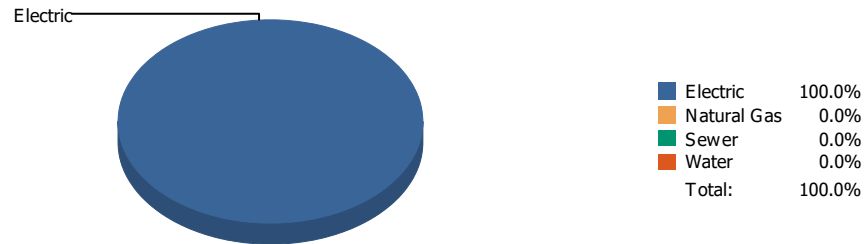


Cost

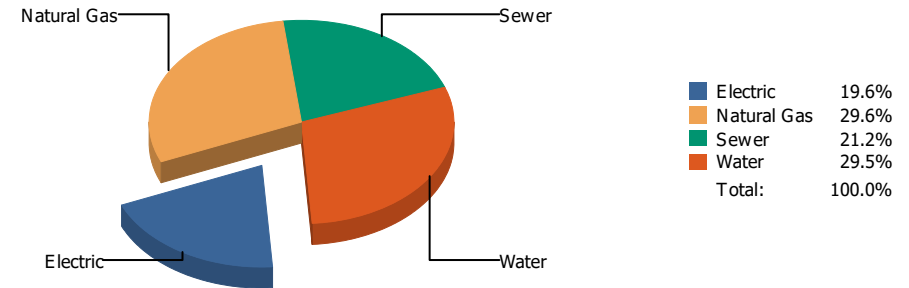


| Commodity | Common Use | Energy Use | Energy Use / Area | Total Cost | Cost / Unit | Cost / Area |
|---|---------------|---------------------|------------------------|-------------------|--------------|---------------|
| Place: [BASSETT] BASSETT 049 [BUILDING] | | | | | | |
| Area: 174,250 SqFt | | | | | | |
| Billing Period: Oct 2020 | | | | | | |
| ELECTRIC | 31,900.00 kWh | 108,843 KBtu | 0.625 KBtu/SqFt | \$4,943.40 | \$0.155 /kWh | \$0.028 /SqFt |
| NATURALGAS | 289.00 CCF | 29,767 KBtu | 0.171 KBtu/SqFt | \$441.64 | \$1.528 /CCF | \$0.003 /SqFt |
| SEWER | 237.00 CCF | | | \$745.72 | \$3.146 /CCF | \$0.004 /SqFt |
| WATER | 803.00 CCF | | | \$3,498.17 | \$4.356 /CCF | \$0.020 /SqFt |
| Totals: | | 138,610 KBtu | 0.795 KBtu/SqFt | \$9,628.93 | | |

Energy



Cost



| Commodity | Common Use | Energy Use | Energy Use / Area | Total Cost | Cost / Unit | Cost / Area |
|--|--------------|-------------------|------------------------|-------------------|--------------|---------------|
| Place: [BEALL] BEALL 104 [BUILDING] Area: 74,454 SqFt Billing Period: Oct 2020 | | | | | | |
| ELECTRIC | 1,630.00 kWh | 5,562 KBtu | 0.075 KBtu/SqFt | \$216.18 | \$0.133 /kWh | \$0.003 /SqFt |
| NATURALGAS | | | | \$325.92 | | \$0.004 /SqFt |
| SEWER | | | | \$233.80 | | \$0.003 /SqFt |
| WATER | 38.00 CCF | | | \$325.03 | \$8.553 /CCF | \$0.004 /SqFt |
| Totals: | | 5,562 KBtu | 0.075 KBtu/SqFt | \$1,100.93 | | |

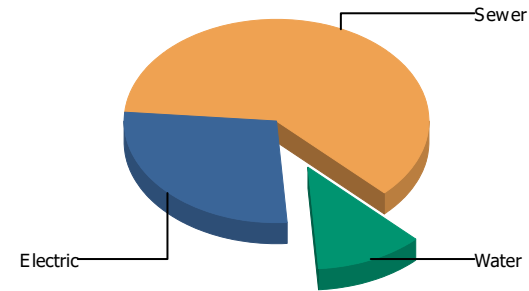
Energy

Electric



Electric 100.0%
 Sewer 0.0%
 Water 0.0%
 Total: 100.0%

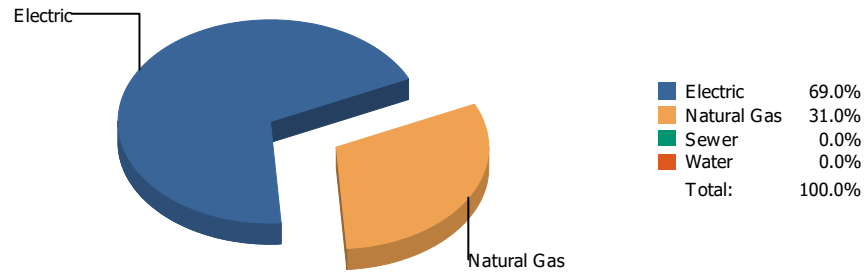
Cost



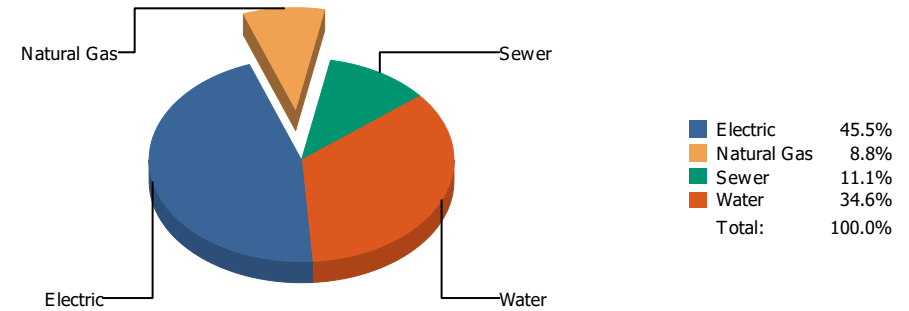
Electric 27.5%
 Sewer 61.2%
 Water 11.3%
 Total: 100.0%

| Commodity | Common Use | Energy Use | Energy Use / Area | Total Cost | Cost / Unit | Cost / Area |
|-------------------------------------|---------------|--------------------|------------------------|--------------------|--------------|---------------|
| Place: [BLISS] BLISS 105 [BUILDING] | | | | | | |
| Area: 78,820 SqFt | | | | | | |
| Billing Period: Oct 2020 | | | | | | |
| ELECTRIC | 11,876.00 kWh | 40,521 KBtu | 0.514 KBtu/SqFt | \$2,896.17 | \$0.244 /kWh | \$0.037 /SqFt |
| SEWER | 2,876.00 CCF | | | \$6,445.96 | \$2.241 /CCF | \$0.082 /SqFt |
| WATER | 408.00 CCF | | | \$1,194.53 | \$2.928 /CCF | \$0.015 /SqFt |
| Totals: | | 40,521 KBtu | 0.514 KBtu/SqFt | \$10,536.66 | | |

Energy

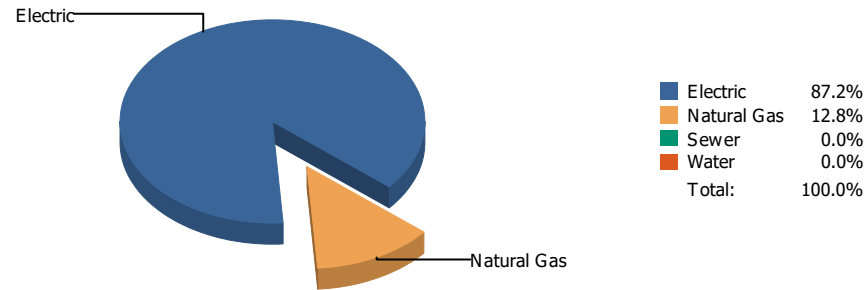


Cost

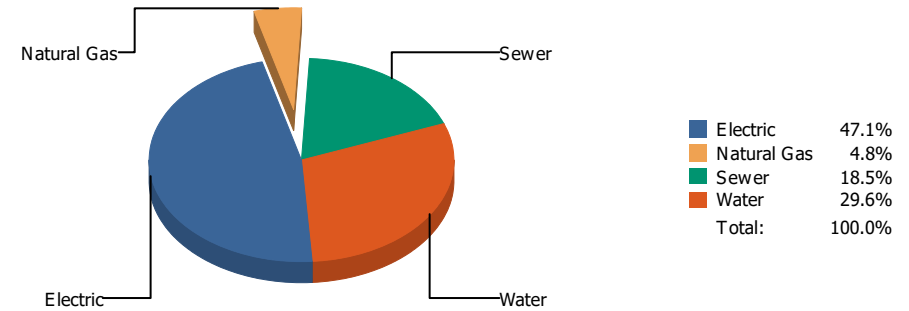


| Commodity | Common Use | Energy Use | Energy Use / Area | Total Cost | Cost / Unit | Cost / Area |
|-------------------------------------|---------------|--------------------|------------------------|-------------------|--------------|---------------|
| Place: [BOND_2] BOND 160 [BUILDING] | | | | | | |
| Area: 89,988 SqFt | | | | | | |
| Billing Period: Oct 2020 | | | | | | |
| ELECTRIC | 11,644.00 kWh | 39,729 KBtu | 0.441 KBtu/SqFt | \$2,035.35 | \$0.175 /kWh | \$0.023 /SqFt |
| NATURALGAS | 173.00 CCF | 17,819 KBtu | 0.198 KBtu/SqFt | \$394.97 | \$2.283 /CCF | \$0.004 /SqFt |
| SEWER | 73.00 CCF | | | \$497.25 | \$6.812 /CCF | \$0.005 /SqFt |
| WATER | 348.00 CCF | | | \$1,550.45 | \$4.455 /CCF | \$0.017 /SqFt |
| Totals: | | 57,548 KBtu | 0.640 KBtu/SqFt | \$4,478.02 | | |

Energy

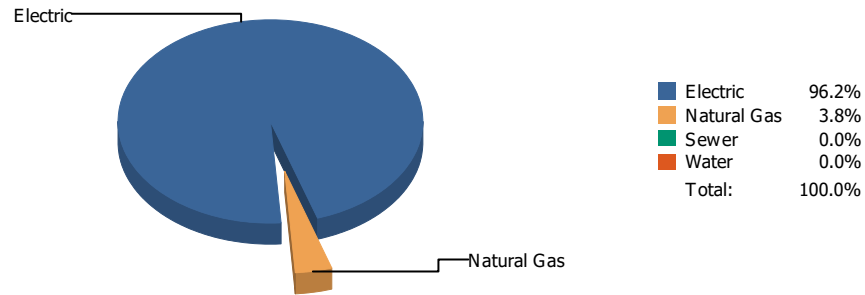


Cost

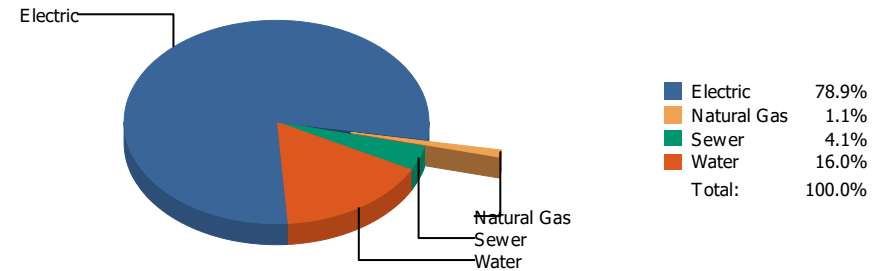


| Commodity | Common Use | Energy Use | Energy Use / Area | Total Cost | Cost / Unit | Cost / Area |
|---------------------------------------|---------------|--------------------|------------------------|-------------------|--------------|---------------|
| Place: [BONHAM] BONHAM 106 [BUILDING] | | | | | | |
| Area: 53,522 SqFt | | | | | | |
| Billing Period: Oct 2020 | | | | | | |
| ELECTRIC | 12,138.00 kWh | 41,415 KBtu | 0.774 KBtu/SqFt | \$1,830.60 | \$0.151 /kWh | \$0.034 /SqFt |
| NATURALGAS | 59.00 CCF | 6,077 KBtu | 0.114 KBtu/SqFt | \$186.81 | \$3.166 /CCF | \$0.003 /SqFt |
| SEWER | 238.00 CCF | | | \$721.08 | \$3.030 /CCF | \$0.013 /SqFt |
| WATER | 340.00 CCF | | | \$1,152.26 | \$3.389 /CCF | \$0.021 /SqFt |
| Totals: | | 47,492 KBtu | 0.887 KBtu/SqFt | \$3,890.75 | | |

Energy

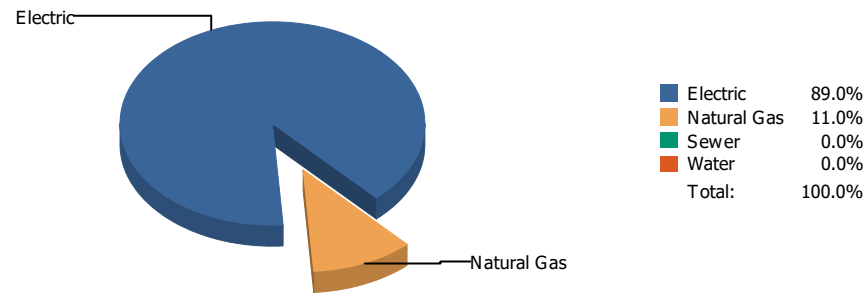


Cost

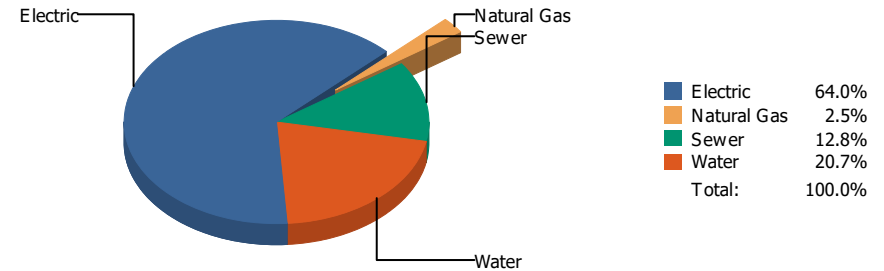


| Commodity | Common Use | Energy Use | Energy Use / Area | Total Cost | Cost / Unit | Cost / Area |
|-------------------------------------|----------------|---------------------|------------------------|--------------------|--------------|---------------|
| Place: [BOWIE] BOWIE 003 [BUILDING] | | | | | | |
| Area: 282,931 SqFt | | | | | | |
| Billing Period: Oct 2020 | | | | | | |
| ELECTRIC | 210,323.00 kWh | 717,622 KBtu | 2.536 KBtu/SqFt | \$32,267.91 | \$0.153 /kWh | \$0.114 /SqFt |
| NATURALGAS | 273.00 CCF | 28,119 KBtu | 0.099 KBtu/SqFt | \$436.26 | \$1.598 /CCF | \$0.001 /SqFt |
| SEWER | 450.00 CCF | | | \$1,671.68 | \$3.715 /CCF | \$0.006 /SqFt |
| WATER | 2,655.00 CCF | | | \$6,544.42 | \$2.465 /CCF | \$0.023 /SqFt |
| Totals: | | 745,741 KBtu | 2.636 KBtu/SqFt | \$40,920.27 | | |

Energy

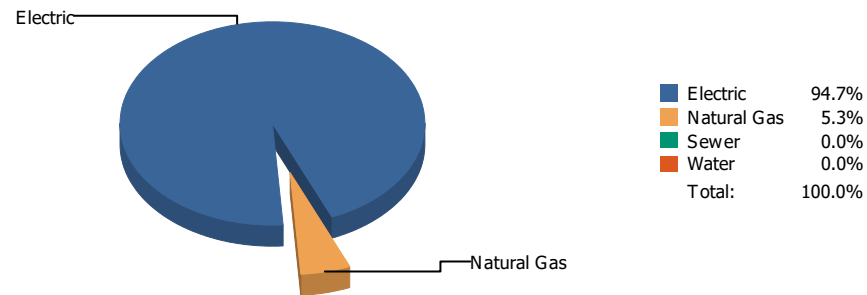


Cost

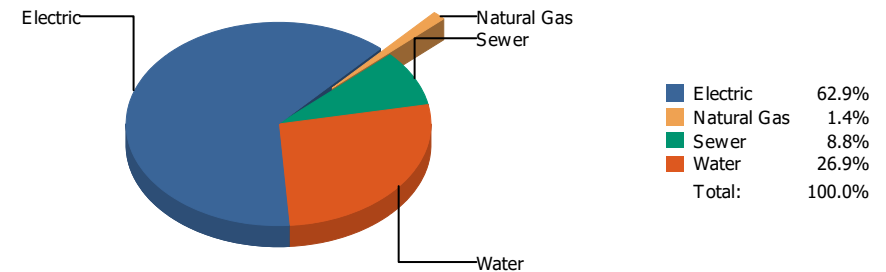


| Commodity | Common Use | Energy Use | Energy Use / Area | Total Cost | Cost / Unit | Cost / Area |
|---|---------------|---------------------|------------------------|-------------------|--------------|---------------|
| Place: [BRADLEY] BRADLEY 158 [BUILDING] | | | | | | |
| Area: 59,142 SqFt | | | | | | |
| Billing Period: Oct 2020 | | | | | | |
| ELECTRIC | 49,800.00 kWh | 169,918 KBtu | 2.873 KBtu/SqFt | \$6,137.05 | \$0.123 /kWh | \$0.104 /SqFt |
| NATURALGAS | 203.00 CCF | 20,909 KBtu | 0.354 KBtu/SqFt | \$244.25 | \$1.203 /CCF | \$0.004 /SqFt |
| SEWER | 234.00 CCF | | | \$1,225.66 | \$5.238 /CCF | \$0.021 /SqFt |
| WATER | 262.00 CCF | | | \$1,985.77 | \$7.579 /CCF | \$0.033 /SqFt |
| Totals: | | 190,827 KBtu | 3.227 KBtu/SqFt | \$9,592.73 | | |

Energy

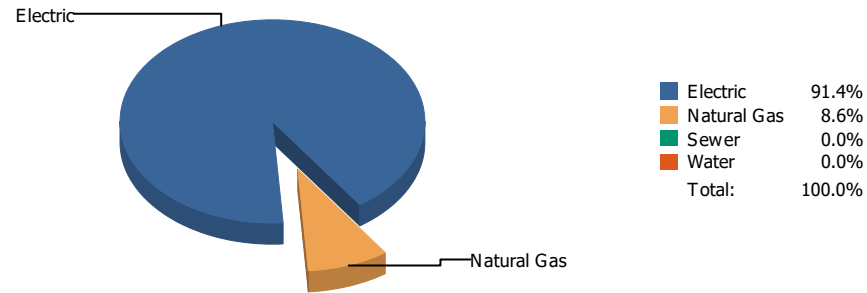


Cost

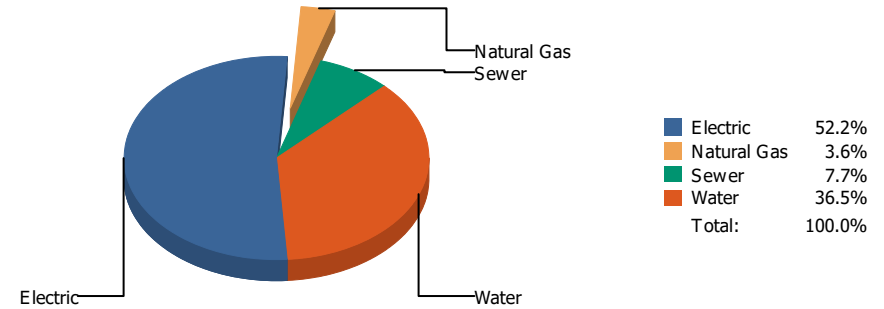


| Commodity | Common Use | Energy Use | Energy Use / Area | Total Cost | Cost / Unit | Cost / Area |
|--|---------------|---------------------|------------------------|--------------------|--------------|---------------|
| Place: [BROWN] BROWN MIDDLE SCHOOL 056 [BUILDING] | | | | | | |
| Area: 173,263 SqFt | | | | | | |
| Billing Period: Oct 2020 | | | | | | |
| ELECTRIC | 82,600.00 kWh | 281,831 KBtu | 1.627 KBtu/SqFt | \$9,903.72 | \$0.120 /kWh | \$0.057 /SqFt |
| NATURALGAS | 152.00 CCF | 15,656 KBtu | 0.090 KBtu/SqFt | \$223.83 | \$1.473 /CCF | \$0.001 /SqFt |
| SEWER | 473.00 CCF | | | \$1,381.79 | \$2.921 /CCF | \$0.008 /SqFt |
| WATER | 1,140.00 CCF | | | \$4,240.31 | \$3.720 /CCF | \$0.024 /SqFt |
| Totals: | | 297,487 KBtu | 1.717 KBtu/SqFt | \$15,749.65 | | |

Energy



Cost



| Commodity | Common Use | Energy Use | Energy Use / Area | Total Cost | Cost / Unit | Cost / Area |
|--|---------------|---------------------|------------------------|--------------------|--------------|---------------|
| Place: [BURGES] BURGES 004 [BUILDING] | | | | | | |
| Area: 241,219 SqFt | | | | | | |
| Billing Period: Oct 2020 | | | | | | |
| ELECTRIC | 52,081.00 kWh | 177,700 KBtu | 0.737 KBtu/SqFt | \$7,972.14 | \$0.153 /kWh | \$0.033 /SqFt |
| NATURALGAS | 162.00 CCF | 16,686 KBtu | 0.069 KBtu/SqFt | \$554.36 | \$3.422 /CCF | \$0.002 /SqFt |
| SEWER | 267.00 CCF | | | \$1,170.63 | \$4.384 /CCF | \$0.005 /SqFt |
| WATER | 836.00 CCF | | | \$5,574.61 | \$6.668 /CCF | \$0.023 /SqFt |
| Totals: | | 194,386 KBtu | 0.806 KBtu/SqFt | \$15,271.74 | | |

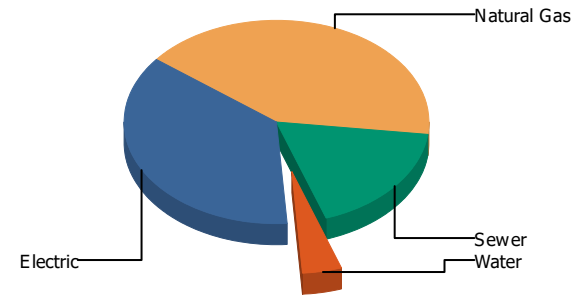
Energy

Electric



| | |
|---------------|---------------|
| Electric | 100.0% |
| Natural Gas | 0.0% |
| Sewer | 0.0% |
| Water | 0.0% |
| Total: | 100.0% |

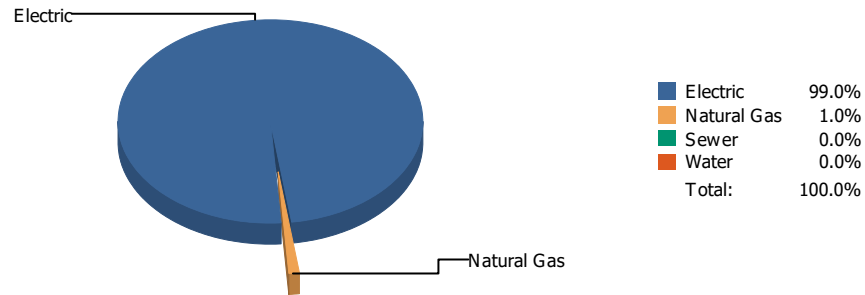
Cost



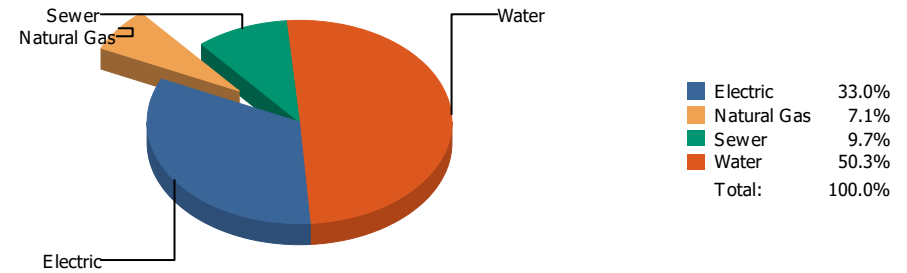
| | |
|---------------|---------------|
| Electric | 36.8% |
| Natural Gas | 41.1% |
| Sewer | 17.8% |
| Water | 4.2% |
| Total: | 100.0% |

| Commodity | Common Use | Energy Use | Energy Use / Area | Total Cost | Cost / Unit | Cost / Area |
|---|--------------|--------------------|------------------------|-------------------|--------------|---------------|
| Place: [BURLESON] BURLESON 107 [BUILDING] Area: 73,772 SqFt Billing Period: Oct 2020 | | | | | | |
| ELECTRIC | 3,503.00 kWh | 11,952 KBtu | 0.162 KBtu/SqFt | \$436.91 | \$0.125 /kWh | \$0.006 /SqFt |
| NATURALGAS | | | | \$488.52 | | \$0.007 /SqFt |
| SEWER | | | | \$211.54 | | \$0.003 /SqFt |
| WATER | | | | \$50.34 | | \$0.001 /SqFt |
| Totals: | | 11,952 KBtu | 0.162 KBtu/SqFt | \$1,187.31 | | |

Energy

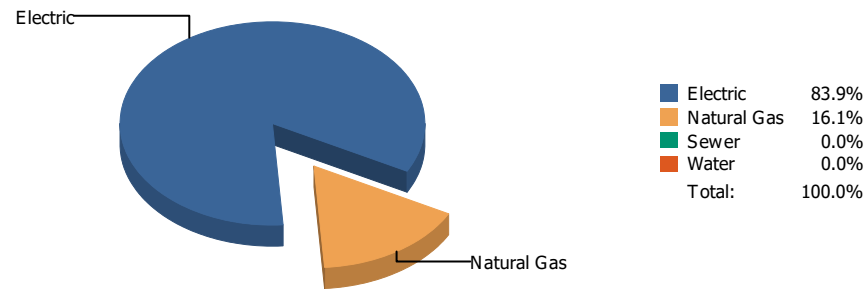


Cost

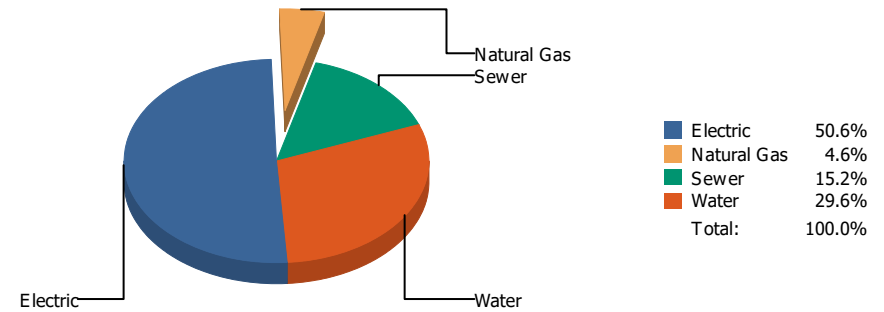


| Commodity | Common Use | Energy Use | Energy Use / Area | Total Cost | Cost / Unit | Cost / Area |
|---------------------------------------|--------------|--------------------|------------------------|-------------------|----------------|---------------|
| Place: [BURNET] BURNET 108 [BUILDING] | | | | | | |
| Area: 50,520 SqFt | | | | | | |
| Billing Period: Oct 2020 | | | | | | |
| ELECTRIC | 8,593.00 kWh | 29,319 KBtu | 0.580 KBtu/SqFt | \$1,527.43 | \$0.178 /kWh | \$0.030 /SqFt |
| NATURALGAS | 3.00 CCF | 309 KBtu | 0.006 KBtu/SqFt | \$327.02 | \$109.007 /CCF | \$0.006 /SqFt |
| SEWER | 109.00 CCF | | | \$446.98 | \$4.101 /CCF | \$0.009 /SqFt |
| WATER | 444.00 CCF | | | \$2,324.70 | \$5.236 /CCF | \$0.046 /SqFt |
| Totals: | | 29,628 KBtu | 0.586 KBtu/SqFt | \$4,626.13 | | |

Energy

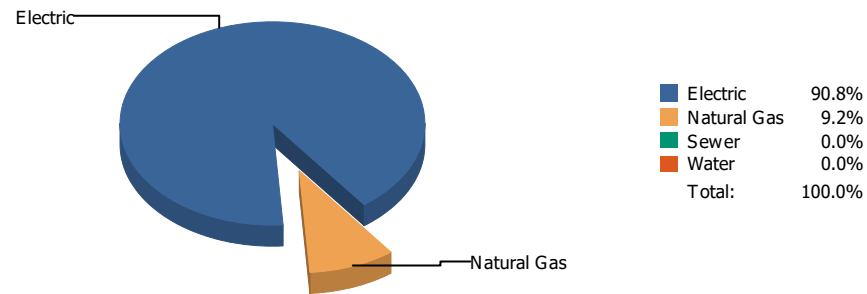


Cost

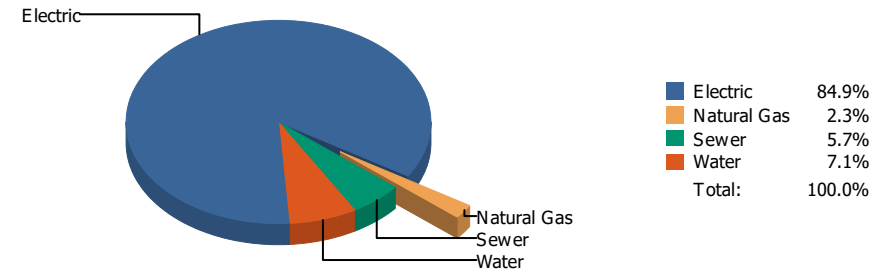


| Commodity | Common Use | Energy Use | Energy Use / Area | Total Cost | Cost / Unit | Cost / Area |
|---|---------------|---------------------|------------------------|-------------------|--------------|---------------|
| Place: [CANYON-HILLS] CANYON HILLS 043 [BUILDING] | | | | | | |
| Area: 133,149 SqFt | | | | | | |
| Billing Period: Oct 2020 | | | | | | |
| ELECTRIC | 25,250.00 kWh | 86,153 KBtu | 0.647 KBtu/SqFt | \$4,331.77 | \$0.172 /kWh | \$0.032 /SqFt |
| NATURALGAS | 161.00 CCF | 16,583 KBtu | 0.125 KBtu/SqFt | \$390.40 | \$2.425 /CCF | \$0.003 /SqFt |
| SEWER | 269.00 CCF | | | \$1,301.26 | \$4.837 /CCF | \$0.010 /SqFt |
| WATER | 616.00 CCF | | | \$2,536.15 | \$4.117 /CCF | \$0.019 /SqFt |
| Totals: | | 102,736 KBtu | 0.772 KBtu/SqFt | \$8,559.58 | | |

Energy



Cost



| Commodity | Common Use | Energy Use | Energy Use / Area | Total Cost | Cost / Unit | Cost / Area |
|---|---------------|---------------------|------------------------|--------------------|--------------|---------------|
| Place: [CAREER] CAREER AND TECHNOLOGY [BUILDING] | | | | | | |
| Area: 146,485 SqFt | | | | | | |
| Billing Period: Oct 2020 | | | | | | |
| ELECTRIC | 53,349.00 kWh | 182,027 KBtu | 1.243 KBtu/SqFt | \$8,726.84 | \$0.164 /kWh | \$0.060 /SqFt |
| NATURALGAS | 180.00 CCF | 18,540 KBtu | 0.127 KBtu/SqFt | \$235.06 | \$1.306 /CCF | \$0.002 /SqFt |
| SEWER | 125.00 CCF | | | \$587.86 | \$4.703 /CCF | \$0.004 /SqFt |
| WATER | 161.00 CCF | | | \$728.69 | \$4.526 /CCF | \$0.005 /SqFt |
| Totals: | | 200,567 KBtu | 1.369 KBtu/SqFt | \$10,278.45 | | |

Energy

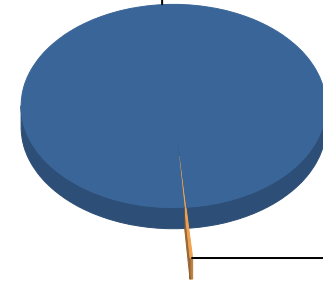
Electric



■ Electric 100.0%
 ■ Water 0.0%
 Total: 100.0%

Cost

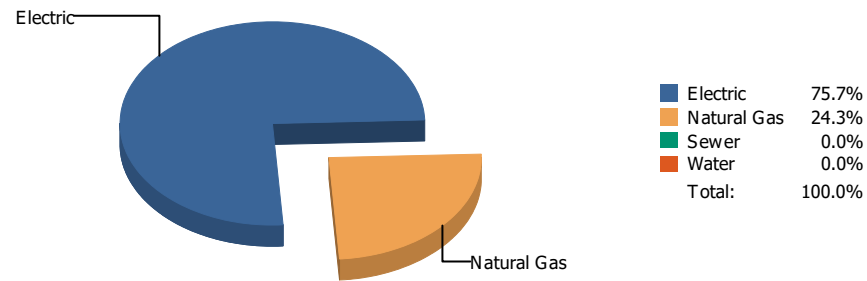
Electric



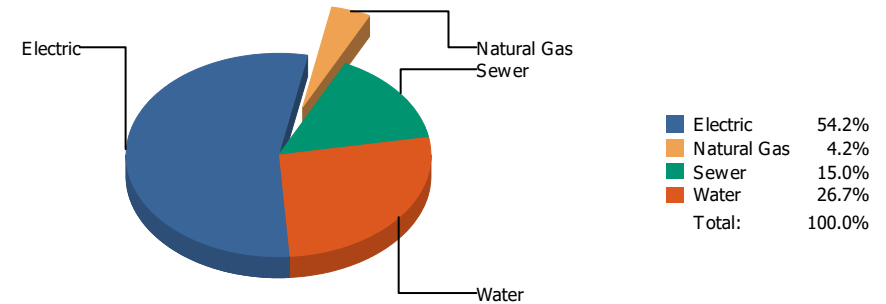
■ Electric 99.8%
 ■ Water 0.2%
 Total: 100.0%

| Commodity | Common Use | Energy Use | Energy Use / Area | Total Cost | Cost / Unit | Cost / Area |
|---------------------------------------|----------------|---------------------|------------------------|--------------------|--------------|---------------|
| Place: [CHAPIN] CHAPIN 012 [BUILDING] | | | | | | |
| Area: 273,727 SqFt | | | | | | |
| Billing Period: Oct 2020 | | | | | | |
| ELECTRIC | 225,260.00 kWh | 768,587 KBtu | 2.808 KBtu/SqFt | \$31,084.10 | \$0.138 /kWh | \$0.114 /SqFt |
| WATER | | | | \$71.40 | | \$0.000 /SqFt |
| Totals: | | 768,587 KBtu | 2.808 KBtu/SqFt | \$31,155.50 | | |

Energy

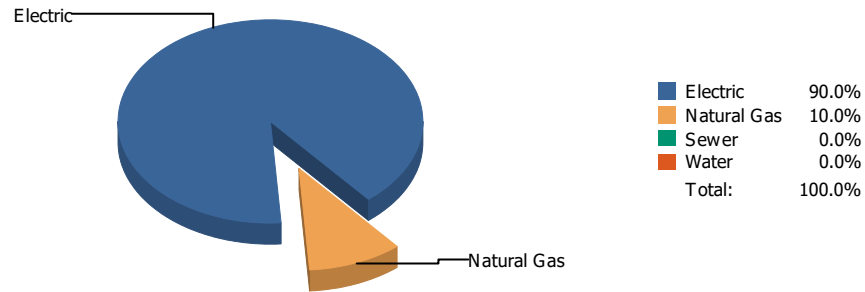


Cost

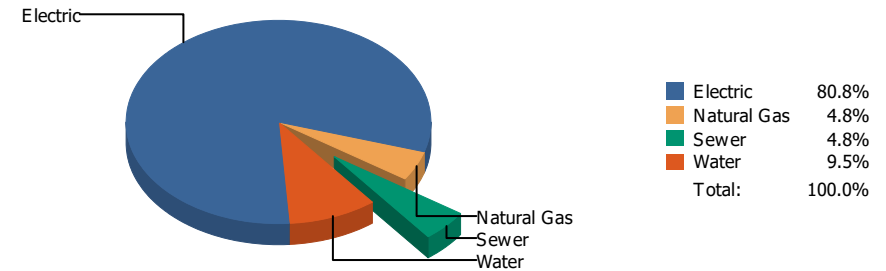


| Commodity | Common Use | Energy Use | Energy Use / Area | Total Cost | Cost / Unit | Cost / Area |
|--|---------------|---------------------|------------------------|--------------------|--------------|---------------|
| Place: [CHARLES] H.E. CHARLES 045 [BUILDING] | | | | | | |
| Area: 107,867 SqFt | | | | | | |
| Billing Period: Oct 2020 | | | | | | |
| ELECTRIC | 36,618.00 kWh | 124,941 KBtu | 1.158 KBtu/SqFt | \$6,279.14 | \$0.171 /kWh | \$0.058 /SqFt |
| NATURALGAS | 390.00 CCF | 40,170 KBtu | 0.372 KBtu/SqFt | \$482.09 | \$1.236 /CCF | \$0.004 /SqFt |
| SEWER | 638.00 CCF | | | \$1,738.19 | \$2.724 /CCF | \$0.016 /SqFt |
| WATER | 1,098.00 CCF | | | \$3,090.68 | \$2.815 /CCF | \$0.029 /SqFt |
| Totals: | | 165,111 KBtu | 1.531 KBtu/SqFt | \$11,590.10 | | |

Energy

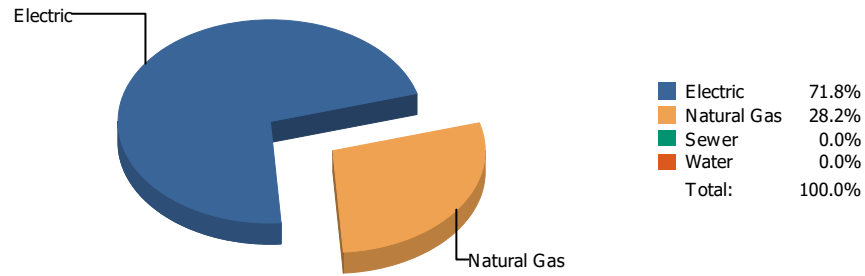


Cost

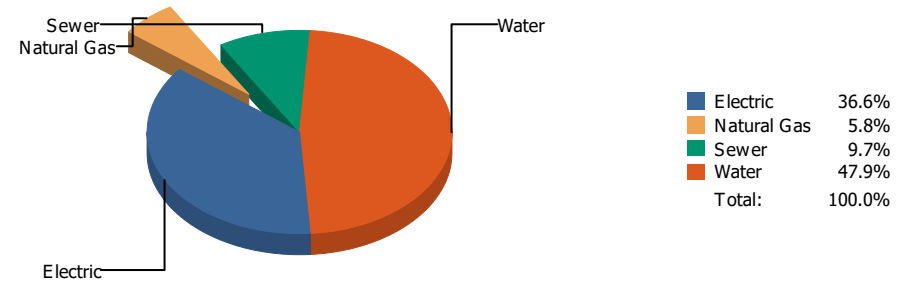


| Commodity | Common Use | Energy Use | Energy Use / Area | Total Cost | Cost / Unit | Cost / Area |
|---|---------------|---------------------|------------------------|-------------------|--------------|---------------|
| Place: [CIELO-VISTA] CIELO VISTA 151 [BUILDING] Area: 66,034 SqFt Billing Period: Oct 2020 | | | | | | |
| ELECTRIC | 31,420.00 kWh | 107,205 KBtu | 1.623 KBtu/SqFt | \$6,241.73 | \$0.199 /kWh | \$0.094 /SqFt |
| NATURALGAS | 116.00 CCF | 11,948 KBtu | 0.181 KBtu/SqFt | \$372.79 | \$3.214 /CCF | \$0.006 /SqFt |
| SEWER | 64.00 CCF | | | \$372.04 | \$5.813 /CCF | \$0.006 /SqFt |
| WATER | 187.00 CCF | | | \$736.05 | \$3.936 /CCF | \$0.011 /SqFt |
| Totals: | | 119,153 KBtu | 1.804 KBtu/SqFt | \$7,722.61 | | |

Energy

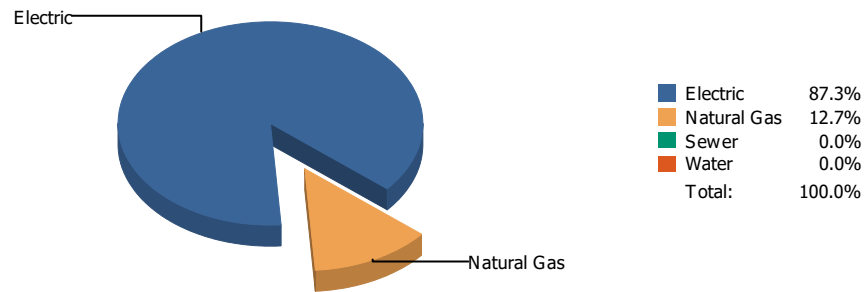


Cost

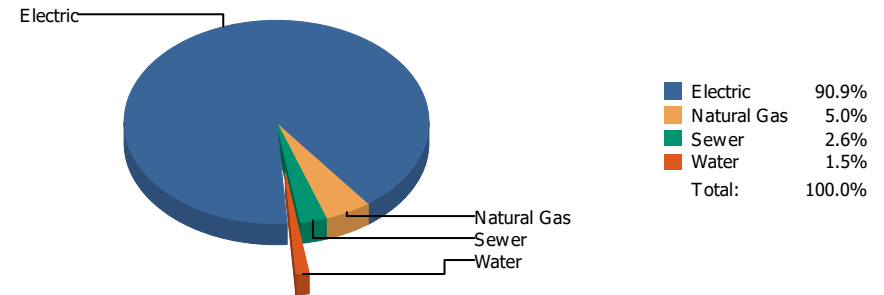


| Commodity | Common Use | Energy Use | Energy Use / Area | Total Cost | Cost / Unit | Cost / Area |
|---------------------------------------|---------------|--------------------|------------------------|-------------------|--------------|---------------|
| Place: [CLARDY] CLARDY 109 [BUILDING] | | | | | | |
| Area: 70,700 SqFt | | | | | | |
| Billing Period: Oct 2020 | | | | | | |
| ELECTRIC | 18,632.00 kWh | 63,572 KBtu | 0.899 KBtu/SqFt | \$2,663.10 | \$0.143 /kWh | \$0.038 /SqFt |
| NATURALGAS | 243.00 CCF | 25,029 KBtu | 0.354 KBtu/SqFt | \$424.15 | \$1.745 /CCF | \$0.006 /SqFt |
| SEWER | 169.00 CCF | | | \$704.61 | \$4.169 /CCF | \$0.010 /SqFt |
| WATER | 654.00 CCF | | | \$3,484.79 | \$5.328 /CCF | \$0.049 /SqFt |
| Totals: | | 88,601 KBtu | 1.253 KBtu/SqFt | \$7,276.65 | | |

Energy

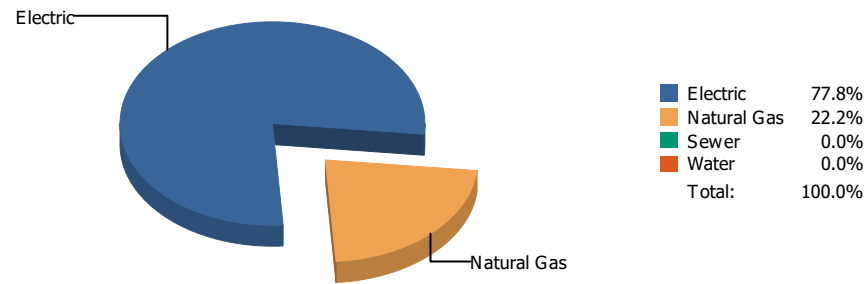


Cost

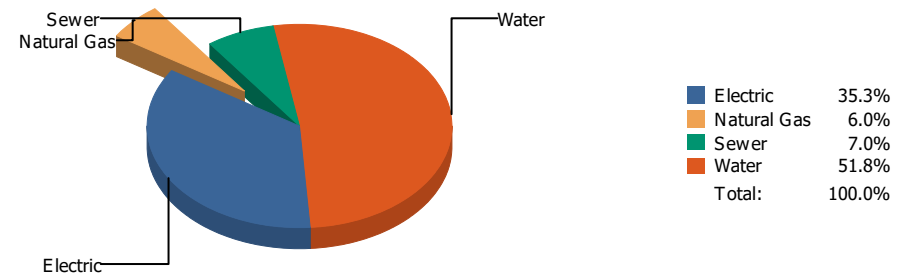


| Commodity | Common Use | Energy Use | Energy Use / Area | Total Cost | Cost / Unit | Cost / Area |
|---|---------------|--------------------|------------------------|-------------------|---------------|---------------|
| Place: [CLENEDIN] CLENEDIN 149 [BUILDING] Area: 62,721 SqFt Billing Period: Oct 2020 | | | | | | |
| ELECTRIC | 22,274.00 kWh | 75,999 KBtu | 1.212 KBtu/SqFt | \$3,779.22 | \$0.170 /kWh | \$0.060 /SqFt |
| NATURALGAS | 107.00 CCF | 11,021 KBtu | 0.176 KBtu/SqFt | \$205.80 | \$1.923 /CCF | \$0.003 /SqFt |
| SEWER | 2.00 CCF | | | \$110.09 | \$55.045 /CCF | \$0.002 /SqFt |
| WATER | | | | \$60.87 | | \$0.001 /SqFt |
| Totals: | | 87,020 KBtu | 1.387 KBtu/SqFt | \$4,155.98 | | |

Energy

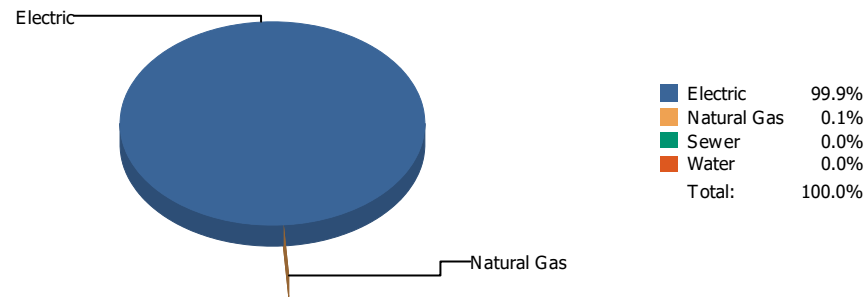


Cost

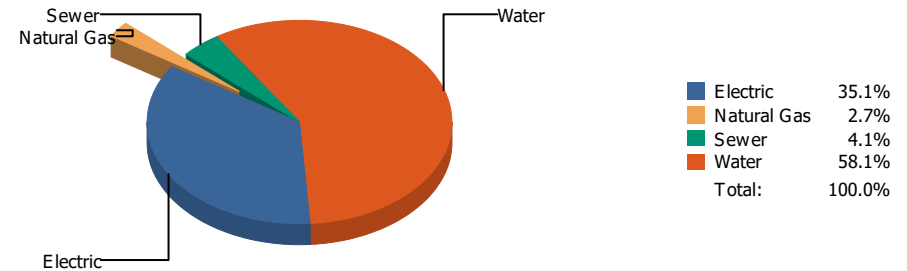


| Commodity | Common Use | Energy Use | Energy Use / Area | Total Cost | Cost / Unit | Cost / Area |
|---|---------------|--------------------|------------------------|-------------------|--------------|---------------|
| Place: [COLDWELL] COLDWELL 110 [BUILDING] | | | | | | |
| Area: 67,310 SqFt | | | | | | |
| Billing Period: Oct 2020 | | | | | | |
| ELECTRIC | 16,143.00 kWh | 55,080 KBtu | 0.818 KBtu/SqFt | \$2,289.18 | \$0.142 /kWh | \$0.034 /SqFt |
| NATURALGAS | 153.00 CCF | 15,759 KBtu | 0.234 KBtu/SqFt | \$387.10 | \$2.530 /CCF | \$0.006 /SqFt |
| SEWER | 74.00 CCF | | | \$455.44 | \$6.155 /CCF | \$0.007 /SqFt |
| WATER | 516.00 CCF | | | \$3,361.21 | \$6.514 /CCF | \$0.050 /SqFt |
| Totals: | | 70,839 KBtu | 1.052 KBtu/SqFt | \$6,492.93 | | |

Energy

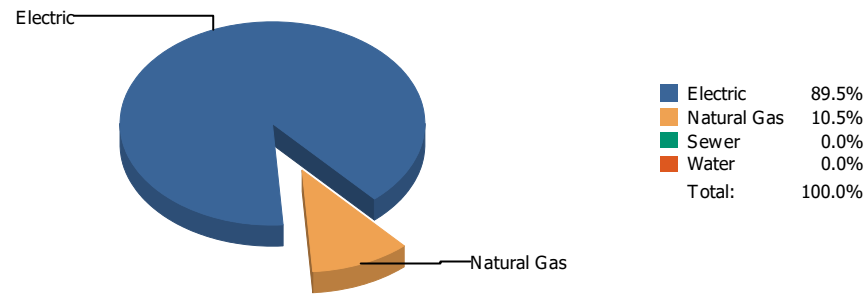


Cost

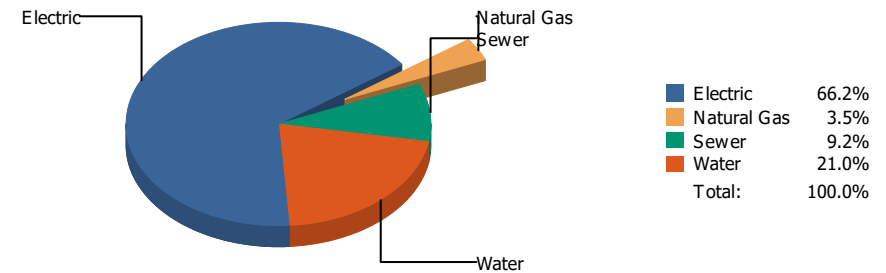


| Commodity | Common Use | Energy Use | Energy Use / Area | Total Cost | Cost / Unit | Cost / Area |
|--|---------------|--------------------|------------------------|--------------------|----------------|---------------|
| Place: [COLLINS] COLLINS 142 [BUILDING] Area: 81,245 SqFt Billing Period: Oct 2020 | | | | | | |
| ELECTRIC | 26,527.00 kWh | 90,510 KBtu | 1.114 KBtu/SqFt | \$4,318.27 | \$0.163 /kWh | \$0.053 /SqFt |
| NATURALGAS | 1.00 CCF | 103 KBtu | 0.001 KBtu/SqFt | \$326.31 | \$326.310 /CCF | \$0.004 /SqFt |
| SEWER | 126.00 CCF | | | \$505.96 | \$4.016 /CCF | \$0.006 /SqFt |
| WATER | 1,033.00 CCF | | | \$7,137.85 | \$6.910 /CCF | \$0.088 /SqFt |
| Totals: | | 90,613 KBtu | 1.115 KBtu/SqFt | \$12,288.39 | | |

Energy

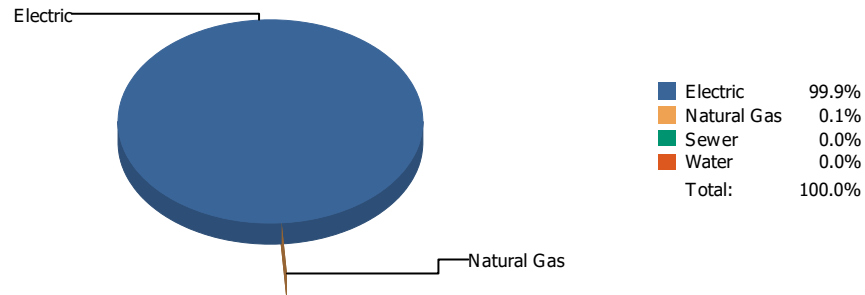


Cost

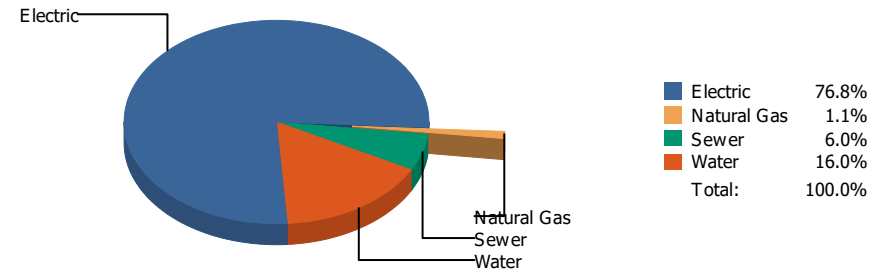


| Commodity | Common Use | Energy Use | Energy Use / Area | Total Cost | Cost / Unit | Cost / Area |
|---------------------------------------|---------------|---------------------|------------------------|--------------------|--------------|---------------|
| Place: [COOLEY] COOLEY 111 [BUILDING] | | | | | | |
| Area: 95,590 SqFt | | | | | | |
| Billing Period: Oct 2020 | | | | | | |
| ELECTRIC | 58,000.00 kWh | 197,896 KBtu | 2.070 KBtu/SqFt | \$7,922.30 | \$0.137 /kWh | \$0.083 /SqFt |
| NATURALGAS | 226.00 CCF | 23,278 KBtu | 0.244 KBtu/SqFt | \$417.25 | \$1.846 /CCF | \$0.004 /SqFt |
| SEWER | 204.00 CCF | | | \$1,103.89 | \$5.411 /CCF | \$0.011 /SqFt |
| WATER | 439.00 CCF | | | \$2,516.07 | \$5.731 /CCF | \$0.026 /SqFt |
| Totals: | | 221,174 KBtu | 2.314 KBtu/SqFt | \$11,959.51 | | |

Energy

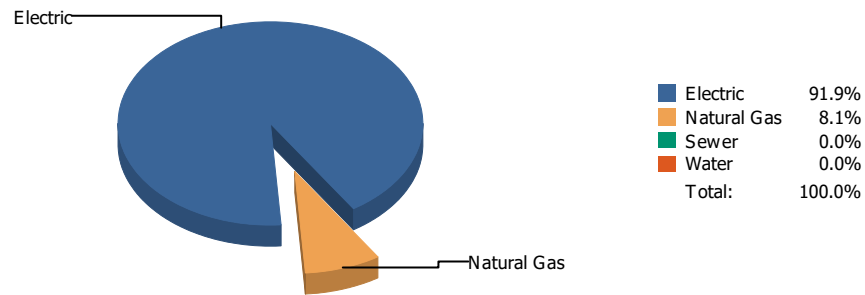


Cost

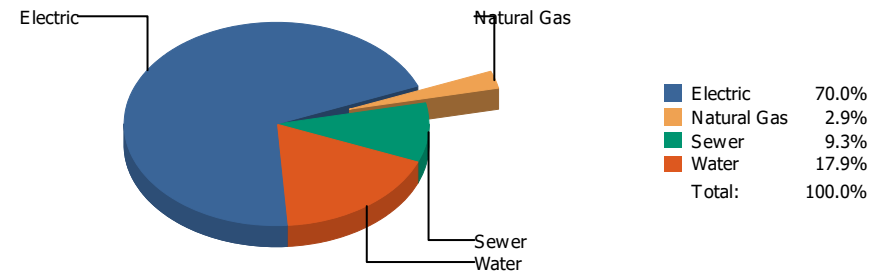


| Commodity | Common Use | Energy Use | Energy Use / Area | Total Cost | Cost / Unit | Cost / Area |
|---|----------------|---------------------|------------------------|--------------------|----------------|---------------|
| Place: [CORONADO] CORONADO 005 [BUILDING] | | | | | | |
| Area: 406,757 SqFt | | | | | | |
| Billing Period: Oct 2020 | | | | | | |
| ELECTRIC | 162,919.00 kWh | 555,880 KBtu | 1.367 KBtu/SqFt | \$22,312.00 | \$0.137 /kWh | \$0.054 /SqFt |
| NATURALGAS | 3.00 CCF | 309 KBtu | 0.001 KBtu/SqFt | \$327.12 | \$109.040 /CCF | \$0.001 /SqFt |
| SEWER | 571.00 CCF | | | \$1,750.75 | \$3.066 /CCF | \$0.004 /SqFt |
| WATER | 1,865.00 CCF | | | \$4,647.75 | \$2.492 /CCF | \$0.011 /SqFt |
| Totals: | | 556,189 KBtu | 1.367 KBtu/SqFt | \$29,037.62 | | |

Energy

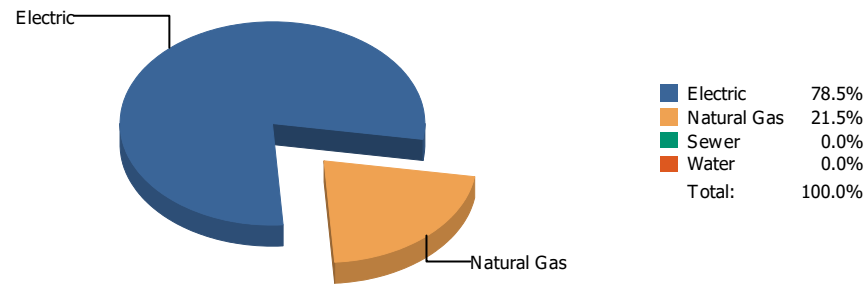


Cost

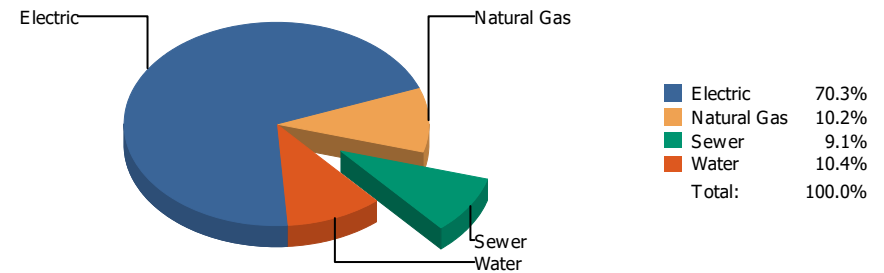


| Commodity | Common Use | Energy Use | Energy Use / Area | Total Cost | Cost / Unit | Cost / Area |
|---|---------------|---------------------|------------------------|-------------------|--------------|---------------|
| Place: [CROCKETT_1] CROCKETT 112 [BUILDING] | | | | | | |
| Area: 92,585 SqFt | | | | | | |
| Billing Period: Oct 2020 | | | | | | |
| ELECTRIC | 28,582.00 kWh | 97,522 KBtu | 1.053 KBtu/SqFt | \$4,740.27 | \$0.166 /kWh | \$0.051 /SqFt |
| NATURALGAS | 84.00 CCF | 8,652 KBtu | 0.093 KBtu/SqFt | \$196.59 | \$2.340 /CCF | \$0.002 /SqFt |
| SEWER | 144.00 CCF | | | \$628.35 | \$4.364 /CCF | \$0.007 /SqFt |
| WATER | 196.00 CCF | | | \$1,210.07 | \$6.174 /CCF | \$0.013 /SqFt |
| Totals: | | 106,174 KBtu | 1.147 KBtu/SqFt | \$6,775.28 | | |

Energy

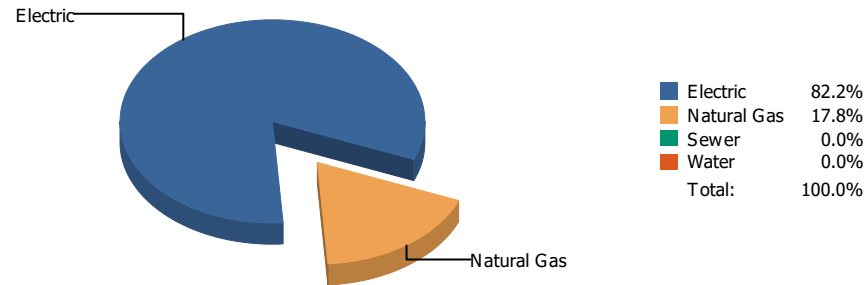


Cost

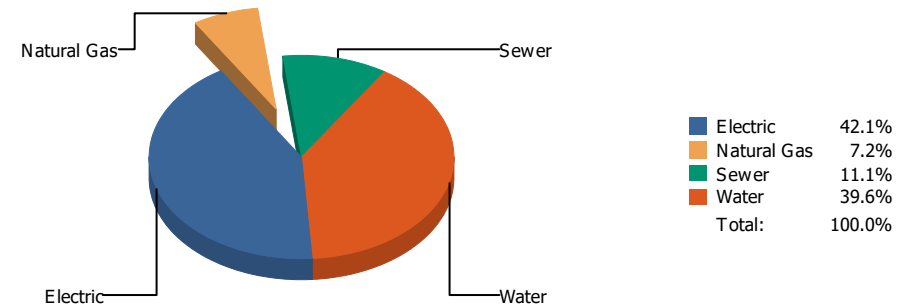


| Commodity | Common Use | Energy Use | Energy Use / Area | Total Cost | Cost / Unit | Cost / Area |
|---------------------------------------|---------------|--------------------|------------------------|-------------------|--------------|---------------|
| Place: [CROSBY] CROSBY 113 [BUILDING] | | | | | | |
| Area: 83,100 SqFt | | | | | | |
| Billing Period: Oct 2020 | | | | | | |
| ELECTRIC | 19,320.00 kWh | 65,920 KBtu | 0.793 KBtu/SqFt | \$2,734.60 | \$0.142 /kWh | \$0.033 /SqFt |
| NATURALGAS | 175.00 CCF | 18,025 KBtu | 0.217 KBtu/SqFt | \$395.99 | \$2.263 /CCF | \$0.005 /SqFt |
| SEWER | 66.00 CCF | | | \$354.10 | \$5.365 /CCF | \$0.004 /SqFt |
| WATER | 71.00 CCF | | | \$402.75 | \$5.673 /CCF | \$0.005 /SqFt |
| Totals: | | 83,945 KBtu | 1.010 KBtu/SqFt | \$3,887.44 | | |

Energy

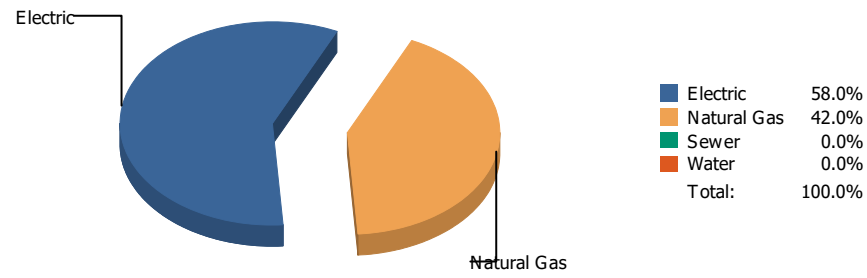


Cost

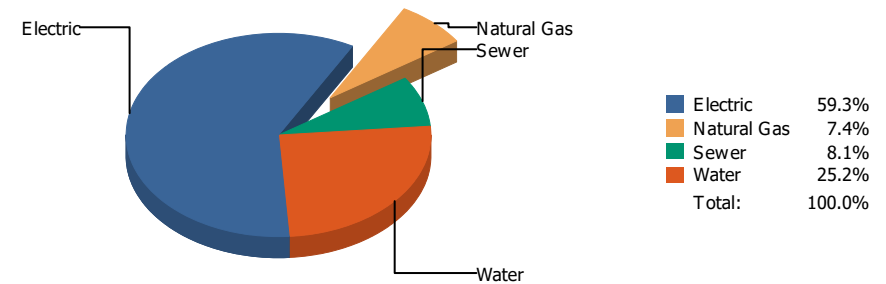


| Commodity | Common Use | Energy Use | Energy Use / Area | Total Cost | Cost / Unit | Cost / Area |
|---|---------------|--------------------|------------------------|-------------------|--------------|---------------|
| Place: [DOUGLASS] DOUGLASS 114 [BUILDING] | | | | | | |
| Area: 86,903 SqFt | | | | | | |
| Billing Period: Oct 2020 | | | | | | |
| ELECTRIC | 16,004.00 kWh | 54,606 KBtu | 0.628 KBtu/SqFt | \$2,187.92 | \$0.137 /kWh | \$0.025 /SqFt |
| NATURALGAS | 115.00 CCF | 11,845 KBtu | 0.136 KBtu/SqFt | \$372.38 | \$3.238 /CCF | \$0.004 /SqFt |
| SEWER | 132.00 CCF | | | \$576.80 | \$4.370 /CCF | \$0.006 /SqFt |
| WATER | 458.00 CCF | | | \$2,055.71 | \$4.488 /CCF | \$0.024 /SqFt |
| Totals: | | 66,451 KBtu | 0.765 KBtu/SqFt | \$5,192.81 | | |

Energy

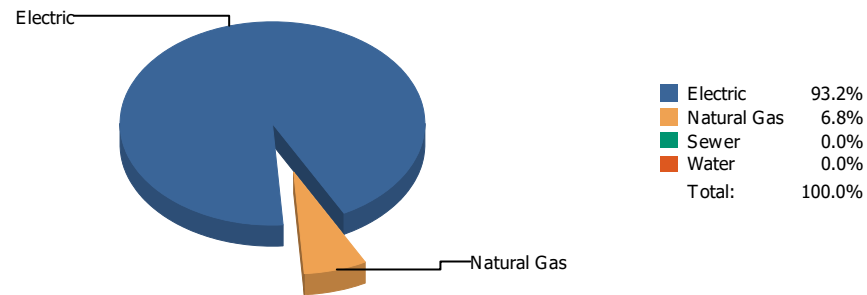


Cost

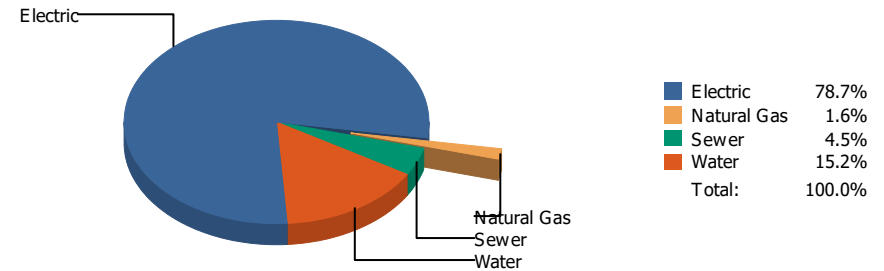


| Commodity | Common Use | Energy Use | Energy Use / Area | Total Cost | Cost / Unit | Cost / Area |
|---------------------------------------|--------------|--------------------|------------------------|-------------------|--------------|---------------|
| Place: [DOWELL] DOWELL 115 [BUILDING] | | | | | | |
| Area: 55,801 SqFt | | | | | | |
| Billing Period: Oct 2020 | | | | | | |
| ELECTRIC | 8,089.00 kWh | 27,600 KBtu | 0.495 KBtu/SqFt | \$1,919.32 | \$0.237 /kWh | \$0.034 /SqFt |
| NATURALGAS | 194.00 CCF | 19,982 KBtu | 0.358 KBtu/SqFt | \$240.54 | \$1.240 /CCF | \$0.004 /SqFt |
| SEWER | 82.00 CCF | | | \$261.18 | \$3.185 /CCF | \$0.005 /SqFt |
| WATER | 207.00 CCF | | | \$816.63 | \$3.945 /CCF | \$0.015 /SqFt |
| Totals: | | 47,582 KBtu | 0.853 KBtu/SqFt | \$3,237.67 | | |

Energy

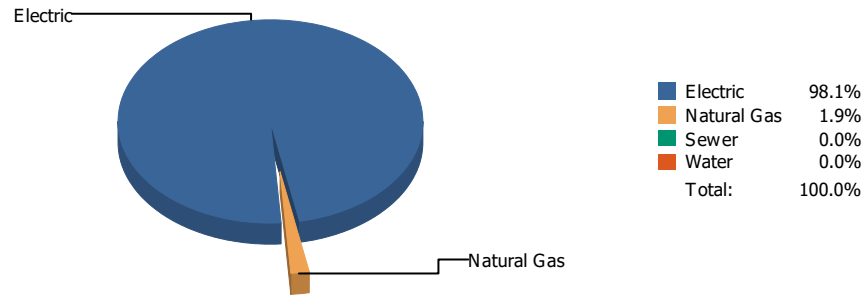


Cost

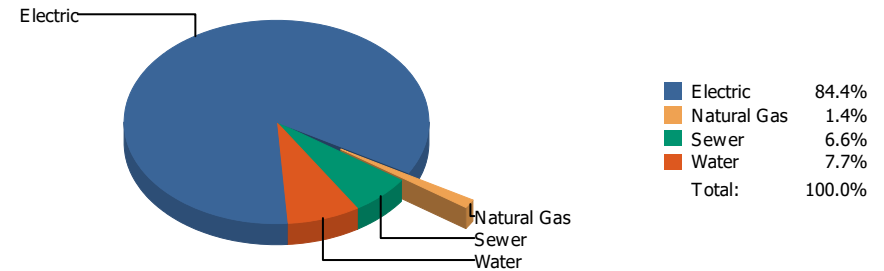


| Commodity | Common Use | Energy Use | Energy Use / Area | Total Cost | Cost / Unit | Cost / Area |
|--|---------------|---------------------|------------------------|--------------------|--------------|---------------|
| Place: [DRHORNEDOMIDDLESCHOOL_1] DR. HORNEDO MIDDLE SCHOOL 058 [BUILDING] | | | | | | |
| Area: 184,871 SqFt | | | | | | |
| Billing Period: Oct 2020 | | | | | | |
| ELECTRIC | 69,200.00 kWh | 236,110 KBtu | 1.277 KBtu/SqFt | \$11,224.09 | \$0.162 /kWh | \$0.061 /SqFt |
| NATURALGAS | 166.00 CCF | 17,098 KBtu | 0.092 KBtu/SqFt | \$229.42 | \$1.382 /CCF | \$0.001 /SqFt |
| SEWER | 128.00 CCF | | | \$636.59 | \$4.973 /CCF | \$0.003 /SqFt |
| WATER | 445.00 CCF | | | \$2,162.99 | \$4.861 /CCF | \$0.012 /SqFt |
| Totals: | | 253,208 KBtu | 1.370 KBtu/SqFt | \$14,253.09 | | |

Energy



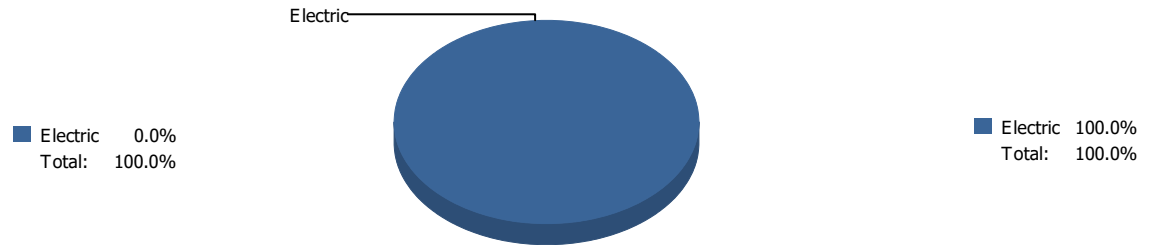
Cost



| Commodity | Common Use | Energy Use | Energy Use / Area | Total Cost | Cost / Unit | Cost / Area |
|---|---------------|---------------------|------------------------|--------------------|--------------|---------------|
| Place: [ED-CENTER] ED CENTER 919 [BUILDING] | | | | | | |
| Area: 220,243 SqFt | | | | | | |
| Billing Period: Oct 2020 | | | | | | |
| ELECTRIC | 83,257.00 kWh | 284,073 KBtu | 1.290 KBtu/SqFt | \$21,356.33 | \$0.257 /kWh | \$0.096 /SqFt |
| NATURALGAS | 52.00 CCF | 5,356 KBtu | 0.024 KBtu/SqFt | \$346.92 | \$6.672 /CCF | \$0.002 /SqFt |
| SEWER | 357.00 CCF | | | \$1,660.63 | \$4.652 /CCF | \$0.007 /SqFt |
| WATER | 346.00 CCF | | | \$1,938.84 | \$5.604 /CCF | \$0.008 /SqFt |
| Totals: | | 289,429 KBtu | 1.314 KBtu/SqFt | \$25,302.72 | | |

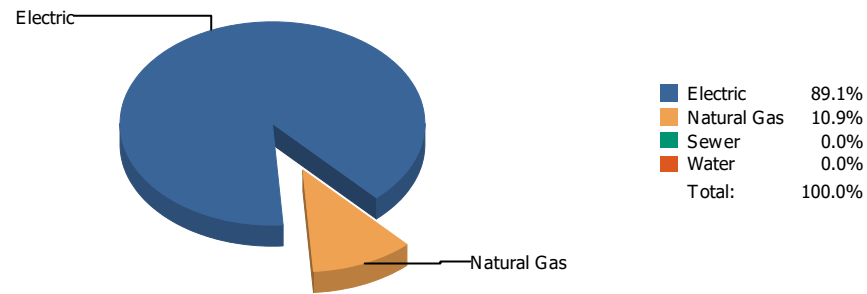
Energy

Cost

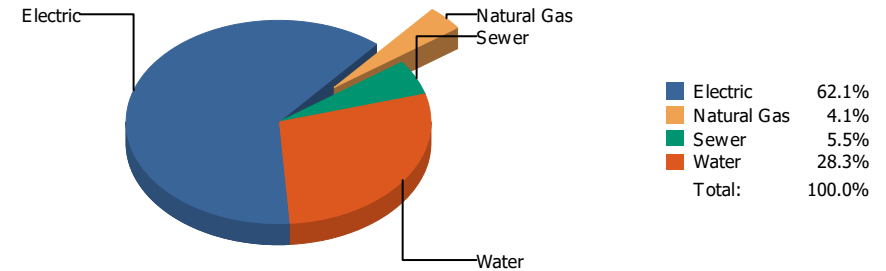


| Commodity | Common Use | Energy Use | Energy Use / Area | Total Cost | Cost / Unit | Cost / Area |
|---|------------|---------------|-------------------|--------------------|--------------|-------------|
| Place: [El Paso ISD - TX] El Paso ISD - TX [ORGANIZATION] | | | | | | |
| * Area Missing | | | | | | |
| Billing Period: Oct 2020 | | | | | | |
| ELECTRIC | 0.00 kWh | 0 KBtu | | \$25,521.55 | \$0.000 /kWh | |
| Totals: | | 0 KBtu | | \$25,521.55 | | |

Energy

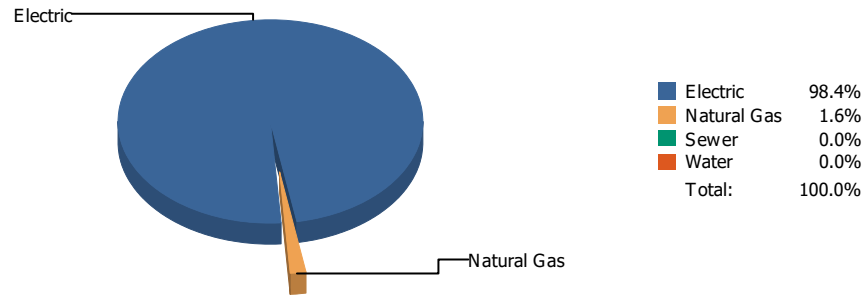


Cost

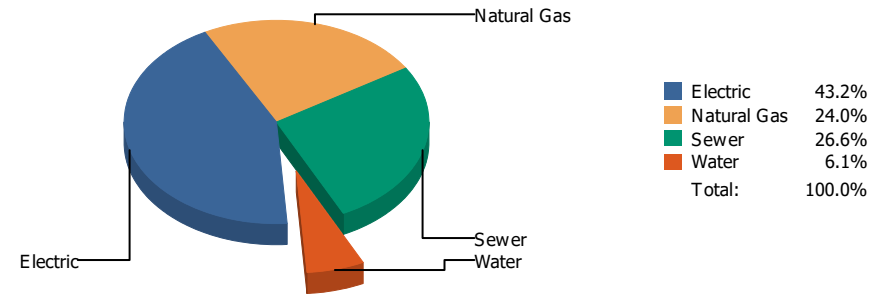


| Commodity | Common Use | Energy Use | Energy Use / Area | Total Cost | Cost / Unit | Cost / Area |
|--|----------------|---------------------|------------------------|--------------------|--------------|---------------|
| Place: [EL-PASO-HIGH] EL PASO HIGH 006 [BUILDING] Area: 236,062 SqFt Billing Period: Oct 2020 | | | | | | |
| ELECTRIC | 114,867.00 kWh | 391,926 KBtu | 1.660 KBtu/SqFt | \$17,677.64 | \$0.154 /kWh | \$0.074 /SqFt |
| NATURALGAS | 464.00 CCF | 47,792 KBtu | 0.202 KBtu/SqFt | \$1,163.49 | \$2.508 /CCF | \$0.005 /SqFt |
| SEWER | 395.00 CCF | | | \$1,552.88 | \$3.931 /CCF | \$0.006 /SqFt |
| WATER | 1,566.00 CCF | | | \$8,066.15 | \$5.151 /CCF | \$0.034 /SqFt |
| Totals: | | 439,718 KBtu | 1.863 KBtu/SqFt | \$28,460.16 | | |

Energy

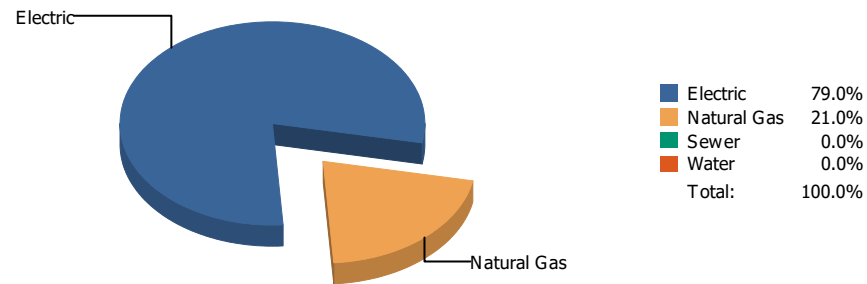


Cost

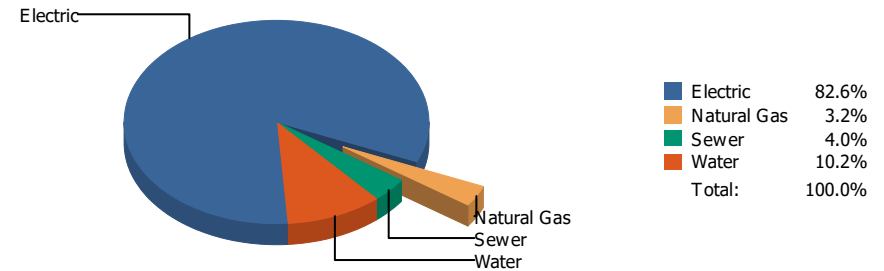


| Commodity | Common Use | Energy Use | Energy Use / Area | Total Cost | Cost / Unit | Cost / Area |
|---------------------------------------|--------------|--------------------|------------------------|-------------------|---------------|---------------|
| Place: [FANNIN] FANNIN 116 [BUILDING] | | | | | | |
| Area: 73,291 SqFt | | | | | | |
| Billing Period: Oct 2020 | | | | | | |
| ELECTRIC | 9,267.00 kWh | 31,619 KBtu | 0.431 KBtu/SqFt | \$884.38 | \$0.095 /kWh | \$0.012 /SqFt |
| NATURALGAS | 5.00 CCF | 515 KBtu | 0.007 KBtu/SqFt | \$490.87 | \$98.174 /CCF | \$0.007 /SqFt |
| SEWER | 95.00 CCF | | | \$544.77 | \$5.734 /CCF | \$0.007 /SqFt |
| WATER | | | | \$125.67 | | \$0.002 /SqFt |
| Totals: | | 32,134 KBtu | 0.438 KBtu/SqFt | \$2,045.69 | | |

Energy

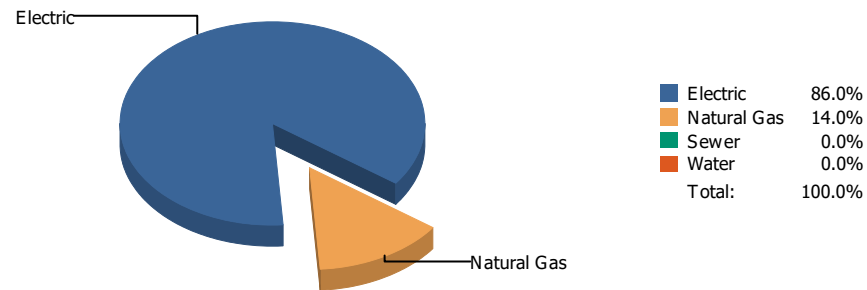


Cost

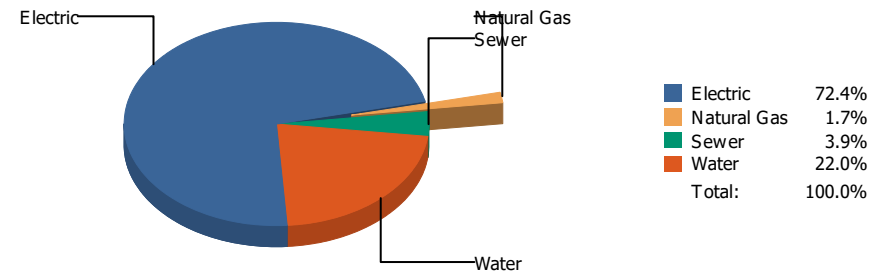


| Commodity | Common Use | Energy Use | Energy Use / Area | Total Cost | Cost / Unit | Cost / Area |
|---|----------------|---------------------|------------------------|--------------------|--------------|---------------|
| Place: [FRANKLIN] FRANKLIN HIGH SCHOOL 010 [BUILDING] | | | | | | |
| Area: 329,377 SqFt | | | | | | |
| Billing Period: Oct 2020 | | | | | | |
| ELECTRIC | 124,544.00 kWh | 424,944 KBtu | 1.290 KBtu/SqFt | \$19,607.98 | \$0.157 /kWh | \$0.059 /SqFt |
| NATURALGAS | 1,094.00 CCF | 112,682 KBtu | 0.342 KBtu/SqFt | \$753.49 | \$0.689 /CCF | \$0.002 /SqFt |
| SEWER | 272.00 CCF | | | \$947.63 | \$3.484 /CCF | \$0.003 /SqFt |
| WATER | 621.00 CCF | | | \$2,426.34 | \$3.907 /CCF | \$0.007 /SqFt |
| Totals: | | 537,626 KBtu | 1.632 KBtu/SqFt | \$23,735.44 | | |

Energy

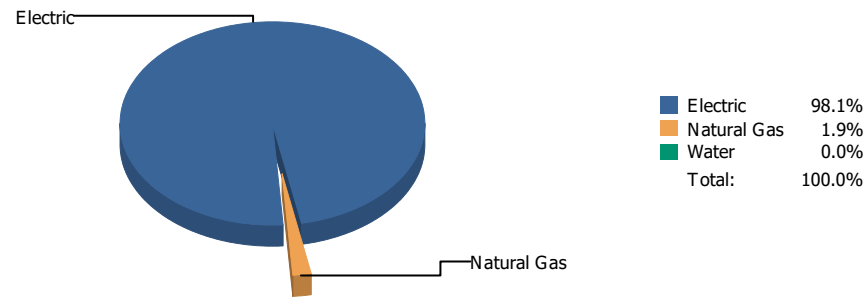


Cost

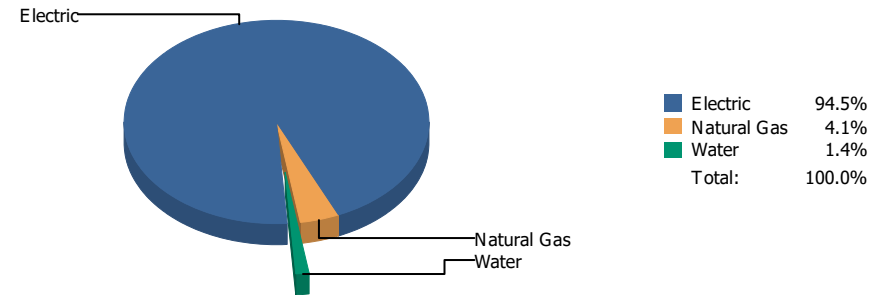


| Commodity | Common Use | Energy Use | Energy Use / Area | Total Cost | Cost / Unit | Cost / Area |
|--|---------------|---------------------|------------------------|--------------------|--------------|---------------|
| Place: [FRANKLIN9THGRADECENTER_2] FRANKLIN 9TH GRADE CENTER 053 [BUILDING] | | | | | | |
| Area: 193,158 SqFt | | | | | | |
| Billing Period: Oct 2020 | | | | | | |
| ELECTRIC | 95,800.00 kWh | 326,870 KBtu | 1.692 KBtu/SqFt | \$15,959.61 | \$0.167 /kWh | \$0.083 /SqFt |
| NATURALGAS | 516.00 CCF | 53,148 KBtu | 0.275 KBtu/SqFt | \$369.24 | \$0.716 /CCF | \$0.002 /SqFt |
| SEWER | 234.00 CCF | | | \$865.55 | \$3.699 /CCF | \$0.004 /SqFt |
| WATER | 2,181.00 CCF | | | \$4,836.54 | \$2.218 /CCF | \$0.025 /SqFt |
| Totals: | | 380,018 KBtu | 1.967 KBtu/SqFt | \$22,030.94 | | |

Energy

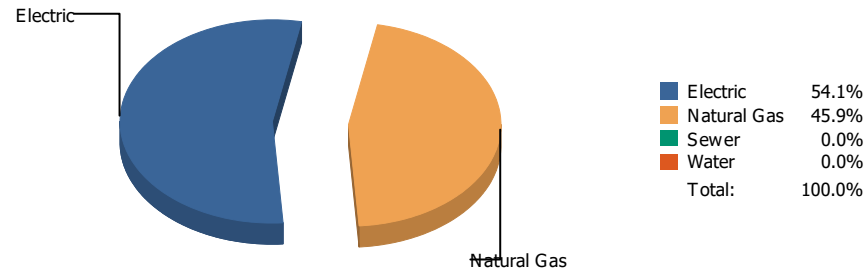


Cost

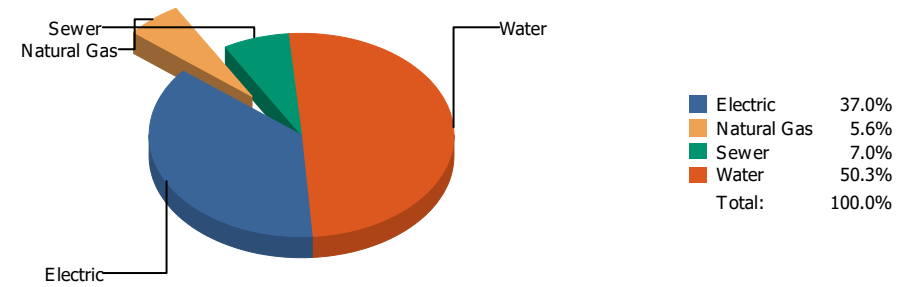


| Commodity | Common Use | Energy Use | Energy Use / Area | Total Cost | Cost / Unit | Cost / Area |
|---|---------------|---------------------|------------------------|-------------------|--------------|---------------|
| Place: [GAMBLE] JAMES GAMBLE WAREHOUSE [BUILDING] | | | | | | |
| Area: 53,241 SqFt | | | | | | |
| Billing Period: Oct 2020 | | | | | | |
| ELECTRIC | 28,800.00 kWh | 98,266 KBtu | 1.846 KBtu/SqFt | \$3,949.68 | \$0.137 /kWh | \$0.074 /SqFt |
| NATURALGAS | 18.00 CCF | 1,854 KBtu | 0.035 KBtu/SqFt | \$170.05 | \$9.447 /CCF | \$0.003 /SqFt |
| WATER | | | | \$59.49 | | \$0.001 /SqFt |
| Totals: | | 100,120 KBtu | 1.880 KBtu/SqFt | \$4,179.22 | | |

Energy

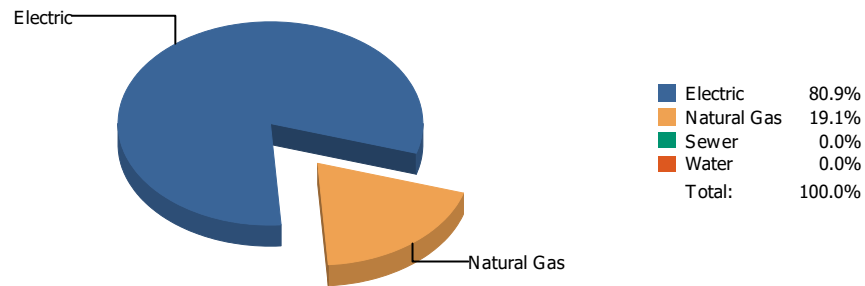


Cost

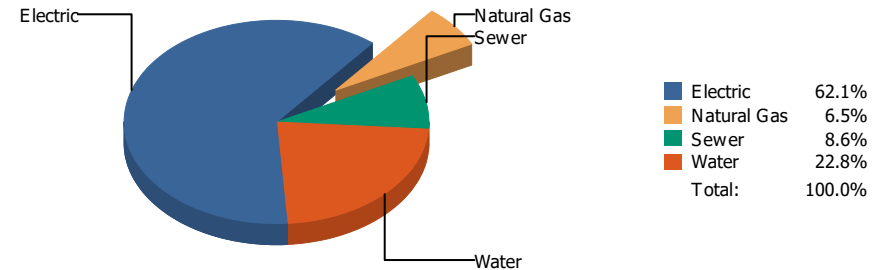


| Commodity | Common Use | Energy Use | Energy Use / Area | Total Cost | Cost / Unit | Cost / Area |
|---|---------------|---------------------|------------------------|-------------------|--------------|---------------|
| Place: [GREEN] GREEN ELEMENTARY SCHOOL 162 [BUILDING] | | | | | | |
| Area: 88,156 SqFt | | | | | | |
| Billing Period: Oct 2020 | | | | | | |
| ELECTRIC | 20,100.00 kWh | 68,581 KBtu | 0.778 KBtu/SqFt | \$3,618.26 | \$0.180 /kWh | \$0.041 /SqFt |
| NATURALGAS | 564.00 CCF | 58,092 KBtu | 0.659 KBtu/SqFt | \$550.65 | \$0.976 /CCF | \$0.006 /SqFt |
| SEWER | 100.00 CCF | | | \$681.88 | \$6.819 /CCF | \$0.008 /SqFt |
| WATER | 802.00 CCF | | | \$4,915.50 | \$6.129 /CCF | \$0.056 /SqFt |
| Totals: | | 126,673 KBtu | 1.437 KBtu/SqFt | \$9,766.29 | | |

Energy

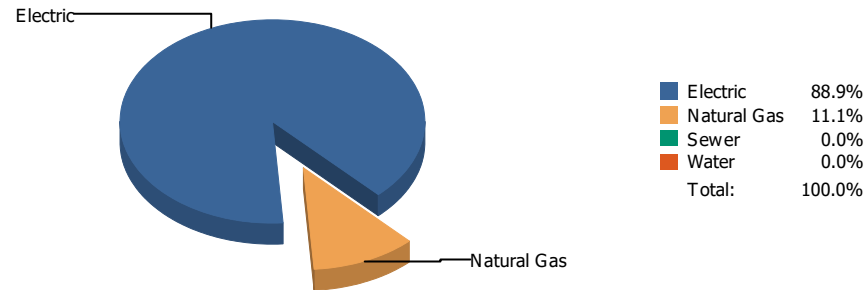


Cost

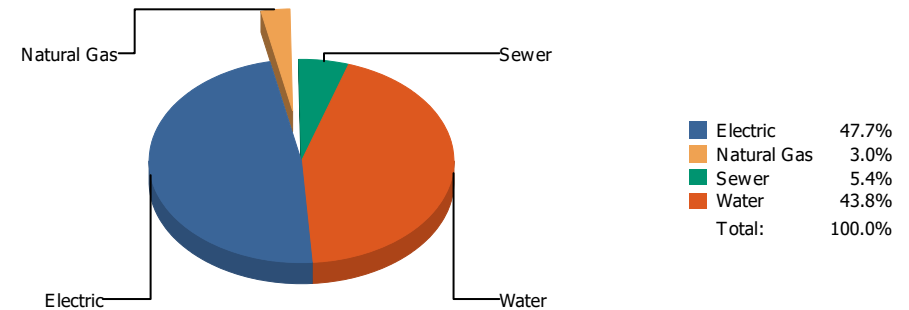


| Commodity | Common Use | Energy Use | Energy Use / Area | Total Cost | Cost / Unit | Cost / Area |
|--|---------------|---------------------|------------------------|-------------------|--------------|---------------|
| Place: [GUERRERO] ROSA GUERRERO ELEMENTARY 163 [BUILDING] | | | | | | |
| Area: 88,641 SqFt | | | | | | |
| Billing Period: Oct 2020 | | | | | | |
| ELECTRIC | 25,500.00 kWh | 87,006 KBtu | 0.982 KBtu/SqFt | \$3,890.72 | \$0.153 /kWh | \$0.044 /SqFt |
| NATURALGAS | 199.00 CCF | 20,497 KBtu | 0.231 KBtu/SqFt | \$405.67 | \$2.039 /CCF | \$0.005 /SqFt |
| SEWER | 93.00 CCF | | | \$540.45 | \$5.811 /CCF | \$0.006 /SqFt |
| WATER | 563.00 CCF | | | \$1,430.23 | \$2.540 /CCF | \$0.016 /SqFt |
| Totals: | | 107,503 KBtu | 1.213 KBtu/SqFt | \$6,267.07 | | |

Energy

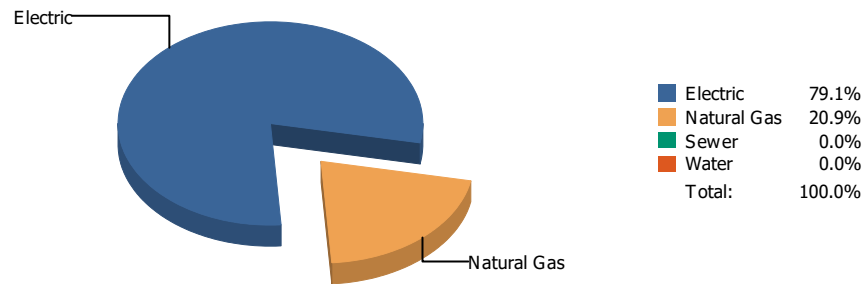


Cost

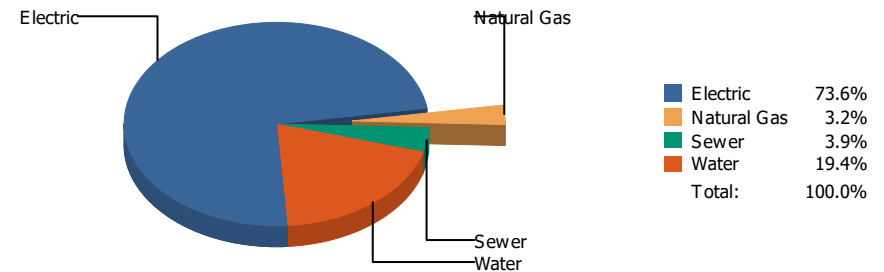


| Commodity | Common Use | Energy Use | Energy Use / Area | Total Cost | Cost / Unit | Cost / Area |
|---|---------------|---------------------|------------------------|--------------------|--------------|---------------|
| Place: [GUILLEN] GUILLEN 044 [BUILDING] | | | | | | |
| Area: 223,773 SqFt | | | | | | |
| Billing Period: Oct 2020 | | | | | | |
| ELECTRIC | 55,945.00 kWh | 190,884 KBtu | 0.853 KBtu/SqFt | \$6,564.42 | \$0.117 /kWh | \$0.029 /SqFt |
| NATURALGAS | 232.00 CCF | 23,896 KBtu | 0.107 KBtu/SqFt | \$419.31 | \$1.807 /CCF | \$0.002 /SqFt |
| SEWER | 187.00 CCF | | | \$743.49 | \$3.976 /CCF | \$0.003 /SqFt |
| WATER | 1,169.00 CCF | | | \$6,028.78 | \$5.157 /CCF | \$0.027 /SqFt |
| Totals: | | 214,780 KBtu | 0.960 KBtu/SqFt | \$13,756.00 | | |

Energy

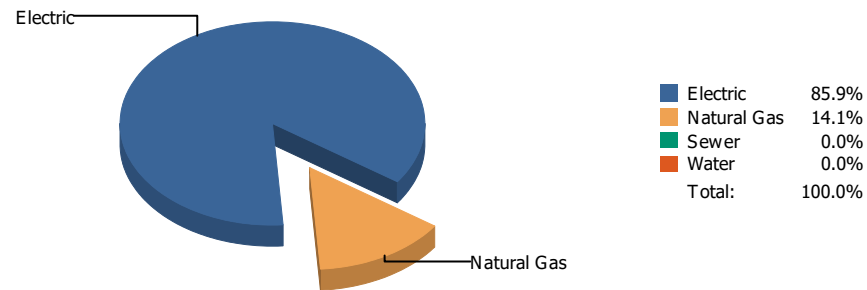


Cost

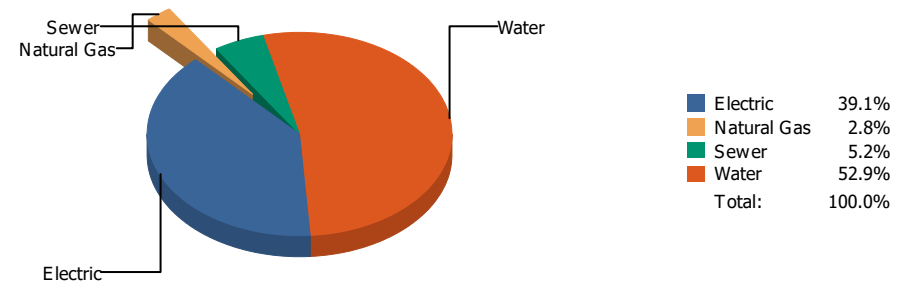


| Commodity | Common Use | Energy Use | Energy Use / Area | Total Cost | Cost / Unit | Cost / Area |
|--|---------------|---------------------|------------------------|--------------------|--------------|---------------|
| Place: [HART] HART 118 [BUILDING] Area: 63,357 SqFt Billing Period: Oct 2020 | | | | | | |
| ELECTRIC | 45,240.00 kWh | 154,359 KBtu | 2.436 KBtu/SqFt | \$7,534.45 | \$0.167 /kWh | \$0.119 /SqFt |
| NATURALGAS | 397.00 CCF | 40,891 KBtu | 0.645 KBtu/SqFt | \$323.41 | \$0.815 /CCF | \$0.005 /SqFt |
| SEWER | 77.00 CCF | | | \$400.12 | \$5.196 /CCF | \$0.006 /SqFt |
| WATER | 325.00 CCF | | | \$1,983.24 | \$6.102 /CCF | \$0.031 /SqFt |
| Totals: | | 195,250 KBtu | 3.082 KBtu/SqFt | \$10,241.22 | | |

Energy

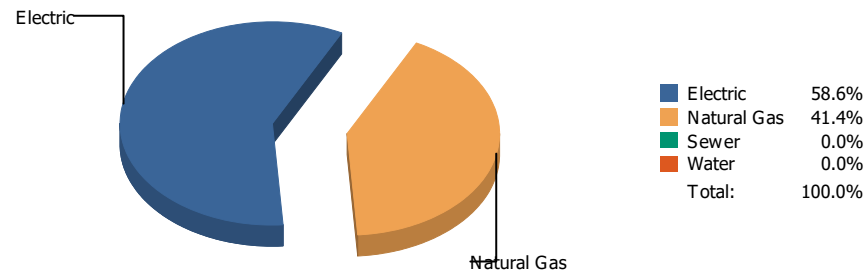


Cost

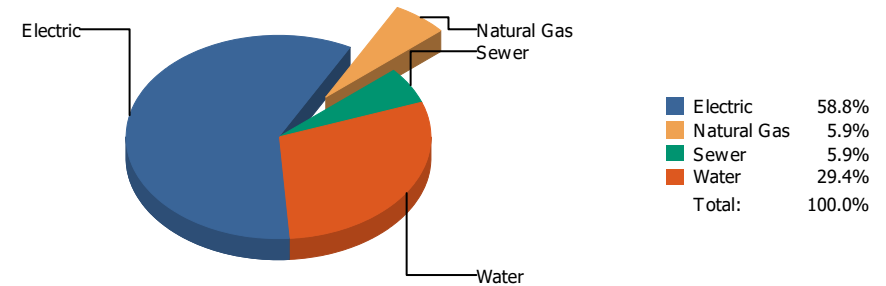


| Commodity | Common Use | Energy Use | Energy Use / Area | Total Cost | Cost / Unit | Cost / Area |
|---|---------------|--------------------|------------------------|-------------------|--------------|---------------|
| Place: [HAWKINS] HAWKINS 119 [BUILDING] | | | | | | |
| Area: 57,207 SqFt | | | | | | |
| Billing Period: Oct 2020 | | | | | | |
| ELECTRIC | 22,990.00 kWh | 78,442 KBtu | 1.371 KBtu/SqFt | \$2,961.52 | \$0.129 /kWh | \$0.052 /SqFt |
| NATURALGAS | 125.00 CCF | 12,875 KBtu | 0.225 KBtu/SqFt | \$213.49 | \$1.708 /CCF | \$0.004 /SqFt |
| SEWER | 84.00 CCF | | | \$392.98 | \$4.678 /CCF | \$0.007 /SqFt |
| WATER | 620.00 CCF | | | \$4,009.25 | \$6.467 /CCF | \$0.070 /SqFt |
| Totals: | | 91,317 KBtu | 1.596 KBtu/SqFt | \$7,577.24 | | |

Energy

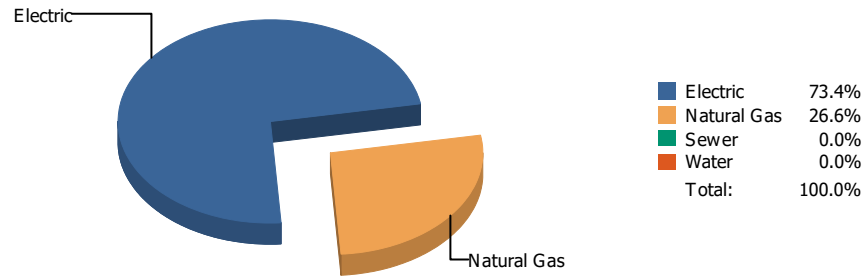


Cost

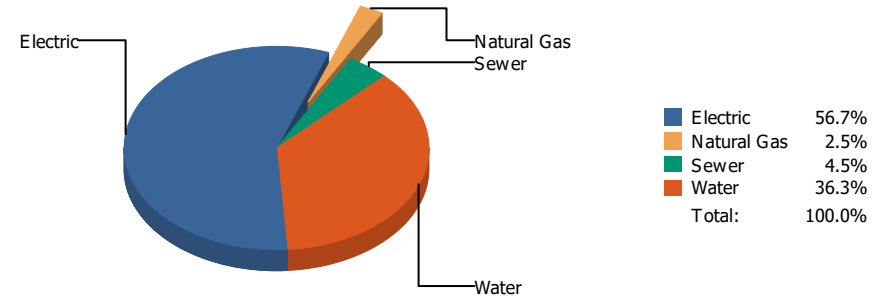


| Commodity | Common Use | Energy Use | Energy Use / Area | Total Cost | Cost / Unit | Cost / Area |
|--|---------------|---------------------|------------------------|-------------------|--------------|---------------|
| Place: [HENDERSO] HENDERSON 041 [BUILDING] | | | | | | |
| Area: 145,254 SqFt | | | | | | |
| Billing Period: Oct 2020 | | | | | | |
| ELECTRIC | 32,083.00 kWh | 109,467 KBtu | 0.754 KBtu/SqFt | \$4,622.42 | \$0.144 /kWh | \$0.032 /SqFt |
| NATURALGAS | 752.00 CCF | 77,456 KBtu | 0.533 KBtu/SqFt | \$461.48 | \$0.614 /CCF | \$0.003 /SqFt |
| SEWER | 166.00 CCF | | | \$464.33 | \$2.797 /CCF | \$0.003 /SqFt |
| WATER | 658.00 CCF | | | \$2,310.16 | \$3.511 /CCF | \$0.016 /SqFt |
| Totals: | | 186,923 KBtu | 1.287 KBtu/SqFt | \$7,858.39 | | |

Energy



Cost



| Commodity | Common Use | Energy Use | Energy Use / Area | Total Cost | Cost / Unit | Cost / Area |
|--|---------------|---------------------|------------------------|--------------------|--------------|---------------|
| Place: [HERRERA_1] HERRERA ELEMENTARY 174 [BUILDING] | | | | | | |
| Area: 86,275 SqFt | | | | | | |
| Billing Period: Oct 2020 | | | | | | |
| ELECTRIC | 38,400.00 kWh | 131,021 KBtu | 1.519 KBtu/SqFt | \$7,840.37 | \$0.204 /kWh | \$0.091 /SqFt |
| NATURALGAS | 461.00 CCF | 47,483 KBtu | 0.550 KBtu/SqFt | \$347.55 | \$0.754 /CCF | \$0.004 /SqFt |
| SEWER | 124.00 CCF | | | \$627.95 | \$5.064 /CCF | \$0.007 /SqFt |
| WATER | 849.00 CCF | | | \$5,018.09 | \$5.911 /CCF | \$0.058 /SqFt |
| Totals: | | 178,504 KBtu | 2.069 KBtu/SqFt | \$13,833.96 | | |

Energy

Electric



■ Electric 100.0%
Total: 100.0%

Cost

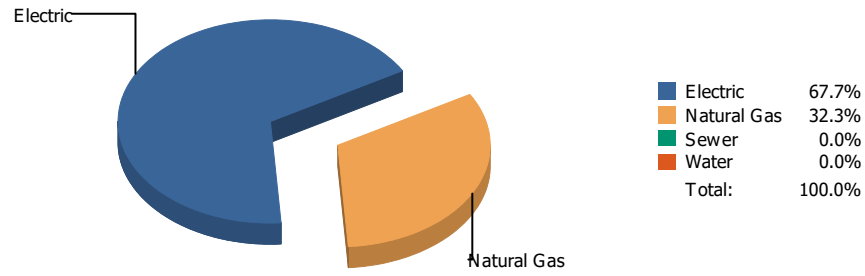
Electric



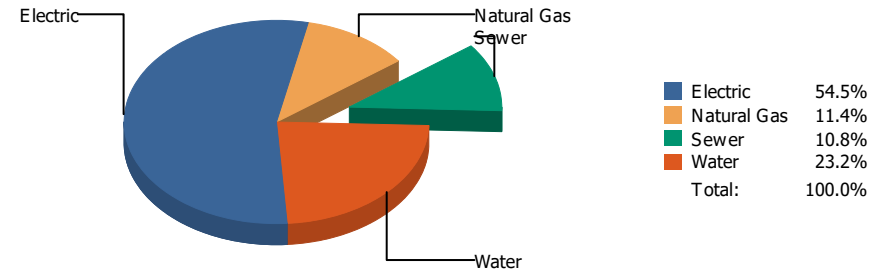
■ Electric 100.0%
Total: 100.0%

| Commodity | Common Use | Energy Use | Energy Use / Area | Total Cost | Cost / Unit | Cost / Area |
|---|---------------|--------------------|------------------------|-------------------|--------------|---------------|
| Place: [HIGHLAND] HIGHLAND/ANNEX 120 [BUILDING] | | | | | | |
| Area: 33,705 SqFt | | | | | | |
| Billing Period: Oct 2020 | | | | | | |
| ELECTRIC | 29,280.00 kWh | 99,903 KBtu | 2.964 KBtu/SqFt | \$2,502.81 | \$0.085 /kWh | \$0.074 /SqFt |
| Totals: | | 99,903 KBtu | 2.964 KBtu/SqFt | \$2,502.81 | | |

Energy

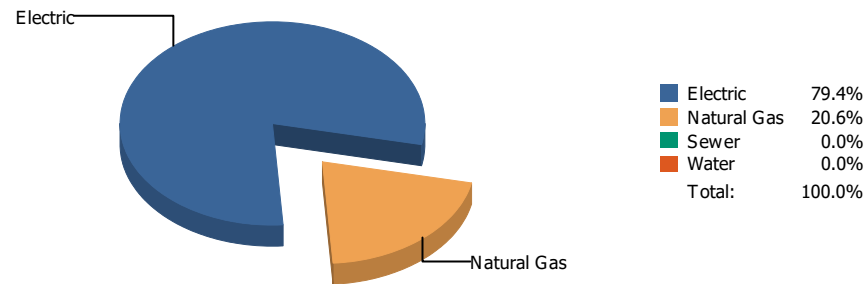


Cost

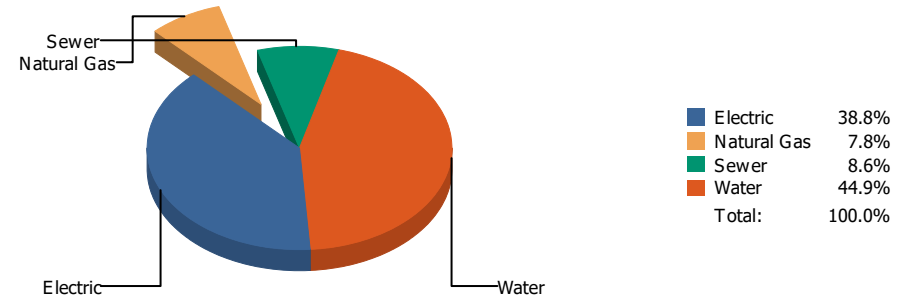


| Commodity | Common Use | Energy Use | Energy Use / Area | Total Cost | Cost / Unit | Cost / Area |
|---|---------------|--------------------|------------------------|-------------------|--------------|---------------|
| Place: [HILLSIDE] HILLSIDE 121 [BUILDING] Area: 80,656 SqFt Billing Period: Oct 2020 | | | | | | |
| ELECTRIC | 17,339.00 kWh | 59,161 KBtu | 0.733 KBtu/SqFt | \$2,866.39 | \$0.165 /kWh | \$0.035 /SqFt |
| NATURALGAS | 274.00 CCF | 28,222 KBtu | 0.350 KBtu/SqFt | \$599.73 | \$2.189 /CCF | \$0.007 /SqFt |
| SEWER | 106.00 CCF | | | \$568.53 | \$5.363 /CCF | \$0.007 /SqFt |
| WATER | 289.00 CCF | | | \$1,220.42 | \$4.223 /CCF | \$0.015 /SqFt |
| Totals: | | 87,383 KBtu | 1.083 KBtu/SqFt | \$5,255.07 | | |

Energy

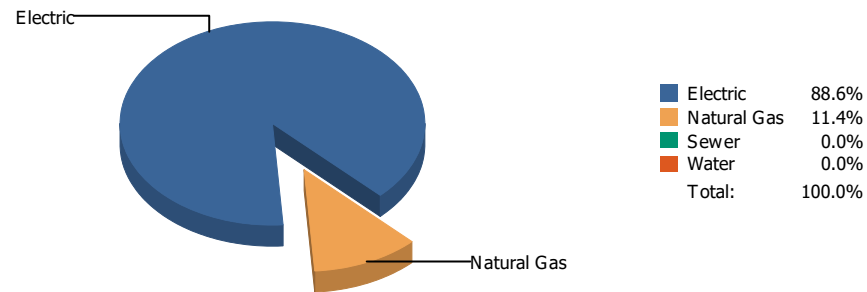


Cost

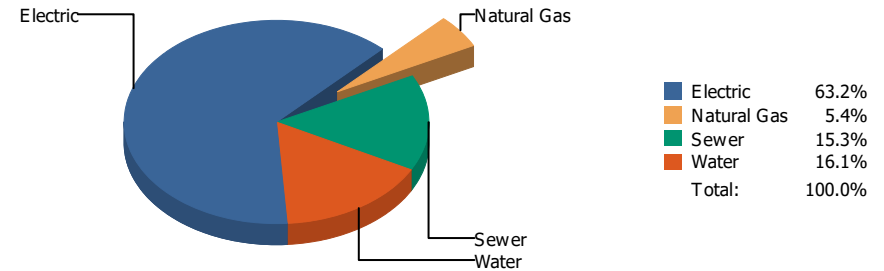


| Commodity | Common Use | Energy Use | Energy Use / Area | Total Cost | Cost / Unit | Cost / Area |
|---|---------------|--------------------|------------------------|-------------------|---------------|---------------|
| Place: [HOUSTON] HOUSTON 122 [BUILDING] | | | | | | |
| Area: 84,178 SqFt | | | | | | |
| Billing Period: Oct 2020 | | | | | | |
| ELECTRIC | 12,480.00 kWh | 42,582 KBtu | 0.506 KBtu/SqFt | \$1,840.95 | \$0.148 /kWh | \$0.022 /SqFt |
| NATURALGAS | 107.00 CCF | 11,021 KBtu | 0.131 KBtu/SqFt | \$368.76 | \$3.446 /CCF | \$0.004 /SqFt |
| SEWER | 32.00 CCF | | | \$408.69 | \$12.772 /CCF | \$0.005 /SqFt |
| WATER | 576.00 CCF | | | \$2,129.67 | \$3.697 /CCF | \$0.025 /SqFt |
| Totals: | | 53,603 KBtu | 0.637 KBtu/SqFt | \$4,748.07 | | |

Energy

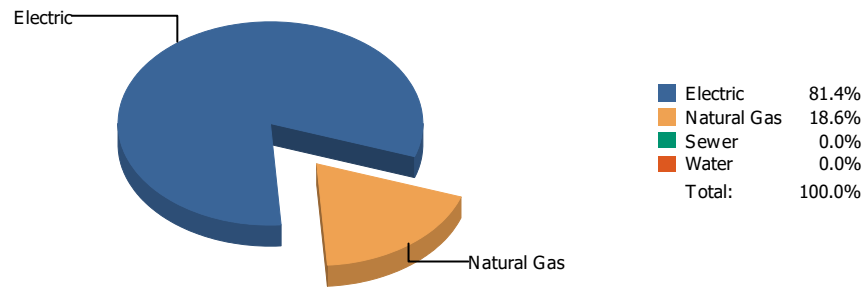


Cost

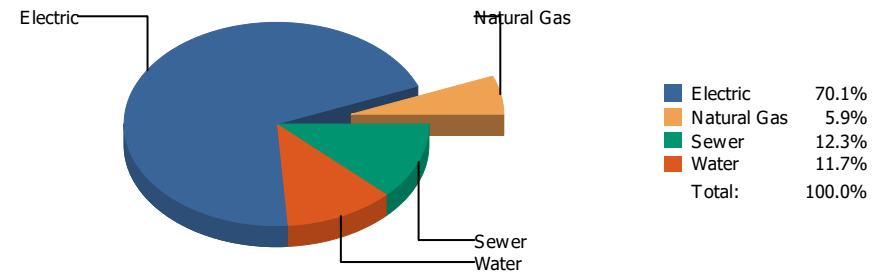


| Commodity | Common Use | Energy Use | Energy Use / Area | Total Cost | Cost / Unit | Cost / Area |
|--|---------------|--------------------|------------------------|-------------------|--------------|---------------|
| Place: [HUGHEY] HUGHEY 123 [BUILDING] Area: 74,815 SqFt Billing Period: Oct 2020 | | | | | | |
| ELECTRIC | 21,276.00 kWh | 72,594 KBtu | 0.970 KBtu/SqFt | \$4,273.99 | \$0.201 /kWh | \$0.057 /SqFt |
| NATURALGAS | 91.00 CCF | 9,373 KBtu | 0.125 KBtu/SqFt | \$362.69 | \$3.986 /CCF | \$0.005 /SqFt |
| SEWER | 273.00 CCF | | | \$1,035.02 | \$3.791 /CCF | \$0.014 /SqFt |
| WATER | 325.00 CCF | | | \$1,085.60 | \$3.340 /CCF | \$0.014 /SqFt |
| Totals: | | 81,967 KBtu | 1.096 KBtu/SqFt | \$6,757.30 | | |

Energy

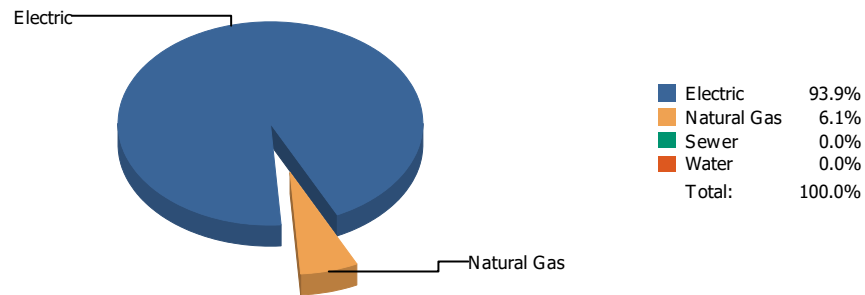


Cost

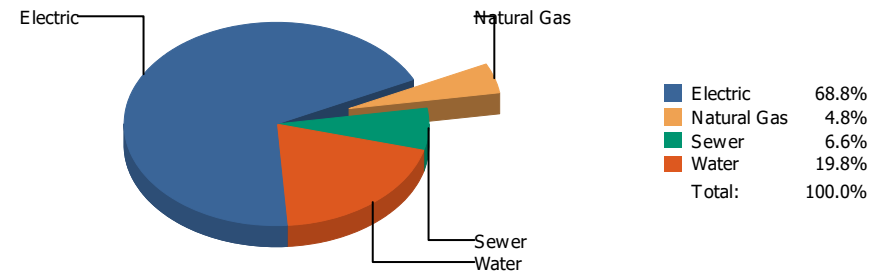


| Commodity | Common Use | Energy Use | Energy Use / Area | Total Cost | Cost / Unit | Cost / Area |
|---|---------------|---------------------|------------------------|--------------------|--------------|---------------|
| Place: [IRVIN] IRVIN 008 [BUILDING] Area: 303,804 SqFt Billing Period: Oct 2020 | | | | | | |
| ELECTRIC | 53,718.00 kWh | 183,286 KBtu | 0.603 KBtu/SqFt | \$7,925.08 | \$0.148 /kWh | \$0.026 /SqFt |
| NATURALGAS | 406.00 CCF | 41,818 KBtu | 0.138 KBtu/SqFt | \$672.92 | \$1.657 /CCF | \$0.002 /SqFt |
| SEWER | 537.00 CCF | | | \$1,393.72 | \$2.595 /CCF | \$0.005 /SqFt |
| WATER | 462.00 CCF | | | \$1,321.43 | \$2.860 /CCF | \$0.004 /SqFt |
| Totals: | | 225,104 KBtu | 0.741 KBtu/SqFt | \$11,313.15 | | |

Energy

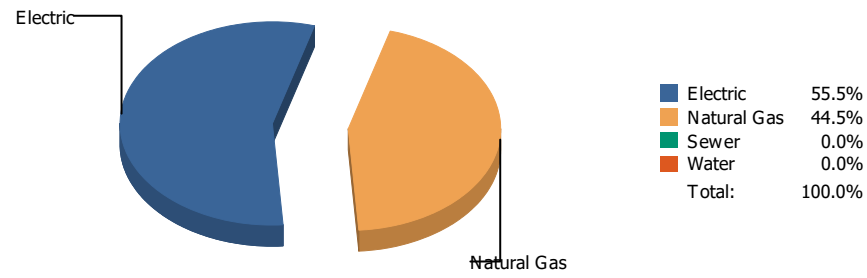


Cost

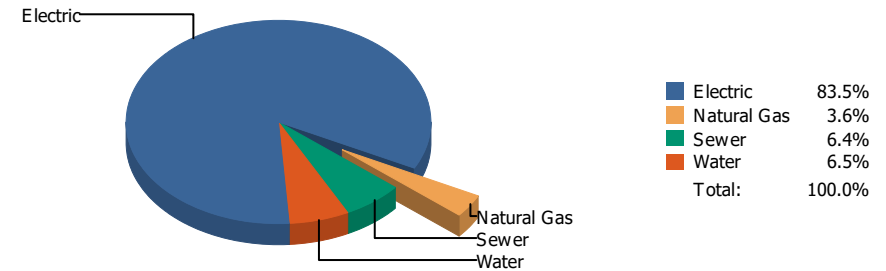


| Commodity | Common Use | Energy Use | Energy Use / Area | Total Cost | Cost / Unit | Cost / Area |
|--|----------------|---------------------|------------------------|--------------------|--------------|---------------|
| Place: [JEFFERSN] JEFFERSON 009 [BUILDING] | | | | | | |
| Area: 257,708 SqFt | | | | | | |
| Billing Period: Oct 2020 | | | | | | |
| ELECTRIC | 119,194.00 kWh | 406,690 KBtu | 1.578 KBtu/SqFt | \$13,140.74 | \$0.110 /kWh | \$0.051 /SqFt |
| NATURALGAS | 255.00 CCF | 26,265 KBtu | 0.102 KBtu/SqFt | \$917.87 | \$3.599 /CCF | \$0.003 /SqFt |
| SEWER | 313.00 CCF | | | \$1,261.60 | \$4.031 /CCF | \$0.005 /SqFt |
| WATER | 839.00 CCF | | | \$3,779.68 | \$4.505 /CCF | \$0.014 /SqFt |
| Totals: | | 432,955 KBtu | 1.680 KBtu/SqFt | \$19,099.89 | | |

Energy

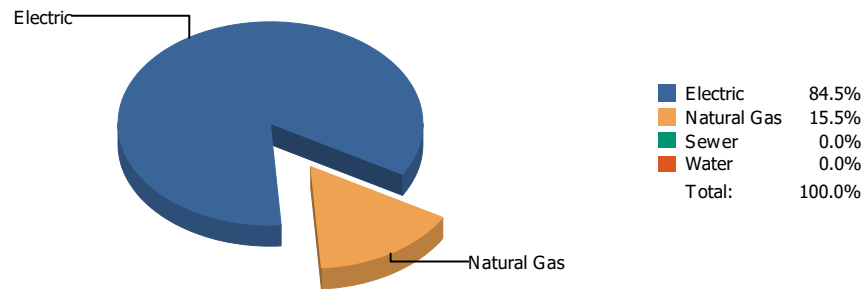


Cost

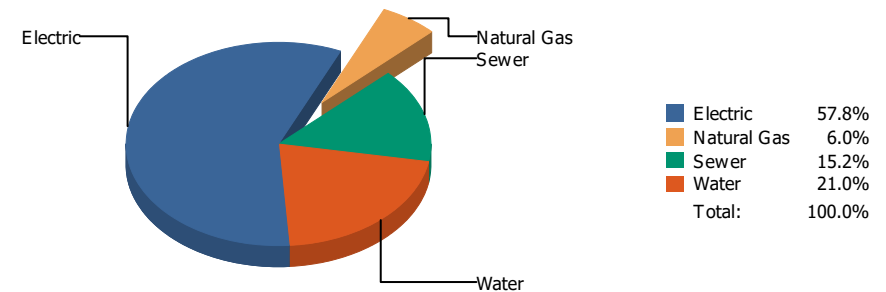


| Commodity | Common Use | Energy Use | Energy Use / Area | Total Cost | Cost / Unit | Cost / Area |
|--|--------------|--------------------|------------------------|-------------------|--------------|---------------|
| Place: [JOHNSON] L.B. JOHNSON 155 [BUILDING] | | | | | | |
| Area: 87,993 SqFt | | | | | | |
| Billing Period: Oct 2020 | | | | | | |
| ELECTRIC | 7,200.00 kWh | 24,566 KBtu | 0.279 KBtu/SqFt | \$5,598.33 | \$0.778 /kWh | \$0.064 /SqFt |
| NATURALGAS | 191.00 CCF | 19,673 KBtu | 0.224 KBtu/SqFt | \$239.45 | \$1.254 /CCF | \$0.003 /SqFt |
| SEWER | 91.00 CCF | | | \$430.36 | \$4.729 /CCF | \$0.005 /SqFt |
| WATER | 85.00 CCF | | | \$435.48 | \$5.123 /CCF | \$0.005 /SqFt |
| Totals: | | 44,239 KBtu | 0.503 KBtu/SqFt | \$6,703.62 | | |

Energy

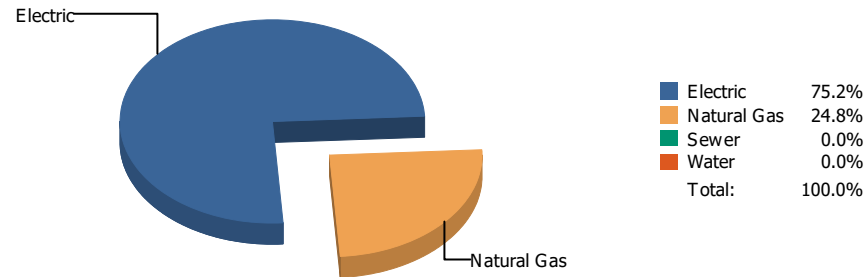


Cost

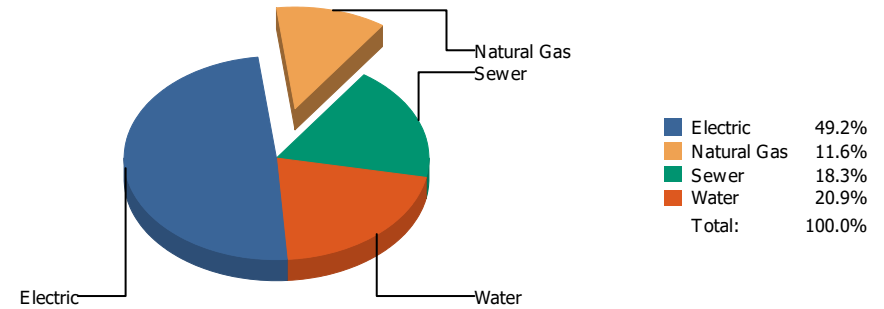


| Commodity | Common Use | Energy Use | Energy Use / Area | Total Cost | Cost / Unit | Cost / Area |
|---|---------------|--------------------|------------------------|-------------------|--------------|---------------|
| Place: [KOHLBERG] KOHLBERG ELEMENTARY [BUILDING] | | | | | | |
| Area: 99,884 SqFt | | | | | | |
| Billing Period: Oct 2020 | | | | | | |
| ELECTRIC | 22,960.00 kWh | 78,340 KBtu | 0.784 KBtu/SqFt | \$3,677.04 | \$0.160 /kWh | \$0.037 /SqFt |
| NATURALGAS | 140.00 CCF | 14,420 KBtu | 0.144 KBtu/SqFt | \$381.96 | \$2.728 /CCF | \$0.004 /SqFt |
| SEWER | 300.00 CCF | | | \$965.86 | \$3.220 /CCF | \$0.010 /SqFt |
| WATER | 445.00 CCF | | | \$1,338.10 | \$3.007 /CCF | \$0.013 /SqFt |
| Totals: | | 92,760 KBtu | 0.929 KBtu/SqFt | \$6,362.96 | | |

Energy

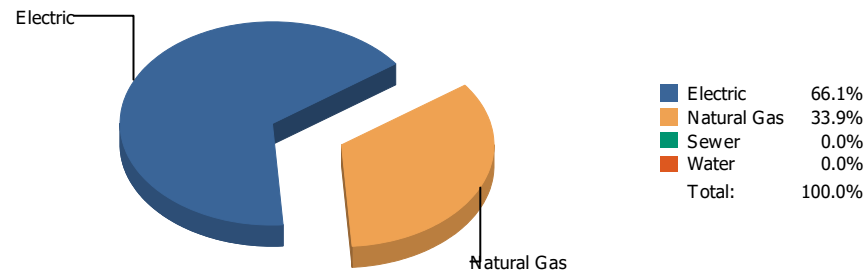


Cost

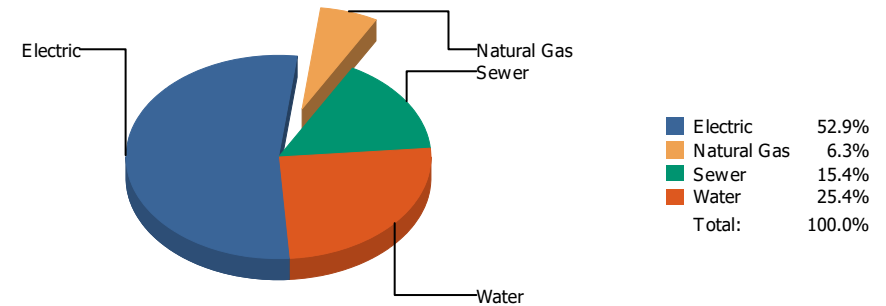


| Commodity | Common Use | Energy Use | Energy Use / Area | Total Cost | Cost / Unit | Cost / Area |
|---|---------------|--------------------|------------------------|-------------------|--------------|---------------|
| Place: [LAMAR] LAMAR 125 [BUILDING] Area: 76,252 SqFt Billing Period: Oct 2020 | | | | | | |
| ELECTRIC | 20,700.00 kWh | 70,628 KBtu | 0.926 KBtu/SqFt | \$2,458.34 | \$0.119 /kWh | \$0.032 /SqFt |
| NATURALGAS | 226.00 CCF | 23,278 KBtu | 0.305 KBtu/SqFt | \$579.36 | \$2.564 /CCF | \$0.008 /SqFt |
| SEWER | 157.00 CCF | | | \$912.49 | \$5.812 /CCF | \$0.012 /SqFt |
| WATER | 233.00 CCF | | | \$1,044.18 | \$4.481 /CCF | \$0.014 /SqFt |
| Totals: | | 93,906 KBtu | 1.232 KBtu/SqFt | \$4,994.37 | | |

Energy

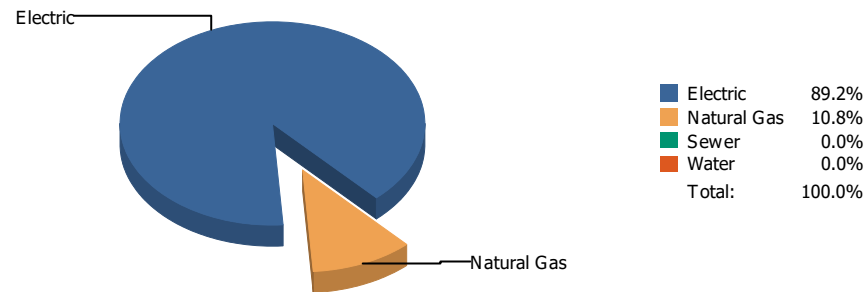


Cost

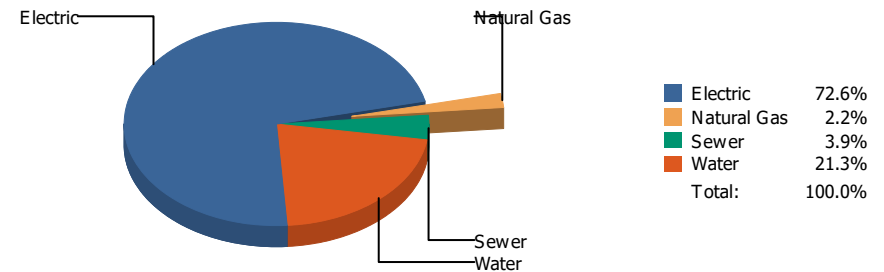


| Commodity | Common Use | Energy Use | Energy Use / Area | Total Cost | Cost / Unit | Cost / Area |
|---|---------------|--------------------|------------------------|-------------------|---------------|---------------|
| Place: [LEE] LEE 150 [BUILDING] Area: 78,368 SqFt Billing Period: Oct 2020 | | | | | | |
| ELECTRIC | 10,000.00 kWh | 34,120 KBtu | 0.435 KBtu/SqFt | \$1,932.80 | \$0.193 /kWh | \$0.025 /SqFt |
| NATURALGAS | 170.00 CCF | 17,510 KBtu | 0.223 KBtu/SqFt | \$231.03 | \$1.359 /CCF | \$0.003 /SqFt |
| SEWER | 54.00 CCF | | | \$560.81 | \$10.385 /CCF | \$0.007 /SqFt |
| WATER | 65.00 CCF | | | \$925.81 | \$14.243 /CCF | \$0.012 /SqFt |
| Totals: | | 51,630 KBtu | 0.659 KBtu/SqFt | \$3,650.45 | | |

Energy

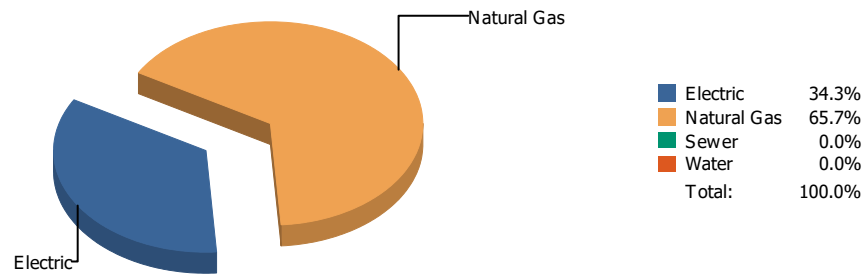


Cost

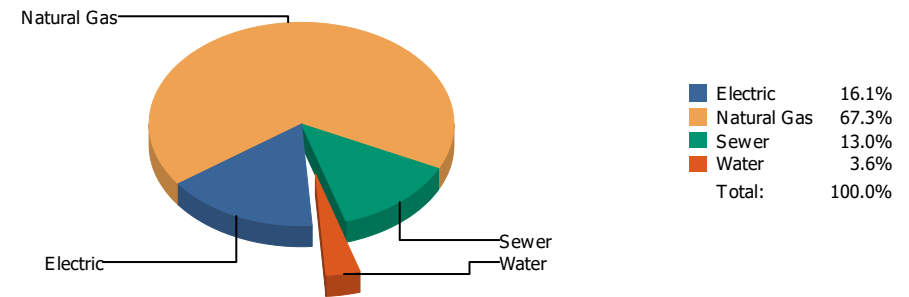


| Commodity | Common Use | Energy Use | Energy Use / Area | Total Cost | Cost / Unit | Cost / Area |
|---|---------------|---------------------|------------------------|--------------------|--------------|---------------|
| Place: [LINCOLN] LINCOLN 051 [BUILDING] | | | | | | |
| Area: 163,678 SqFt | | | | | | |
| Billing Period: Oct 2020 | | | | | | |
| ELECTRIC | 67,991.00 kWh | 231,985 KBtu | 1.417 KBtu/SqFt | \$8,910.78 | \$0.131 /kWh | \$0.054 /SqFt |
| NATURALGAS | 272.00 CCF | 28,016 KBtu | 0.171 KBtu/SqFt | \$271.88 | \$1.000 /CCF | \$0.002 /SqFt |
| SEWER | 115.00 CCF | | | \$482.20 | \$4.193 /CCF | \$0.003 /SqFt |
| WATER | 491.00 CCF | | | \$2,612.56 | \$5.321 /CCF | \$0.016 /SqFt |
| Totals: | | 260,001 KBtu | 1.588 KBtu/SqFt | \$12,277.42 | | |

Energy

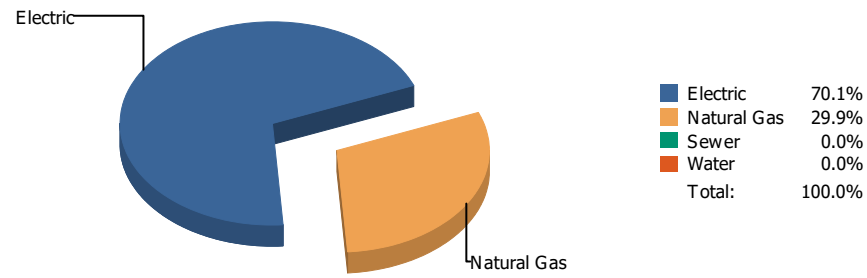


Cost

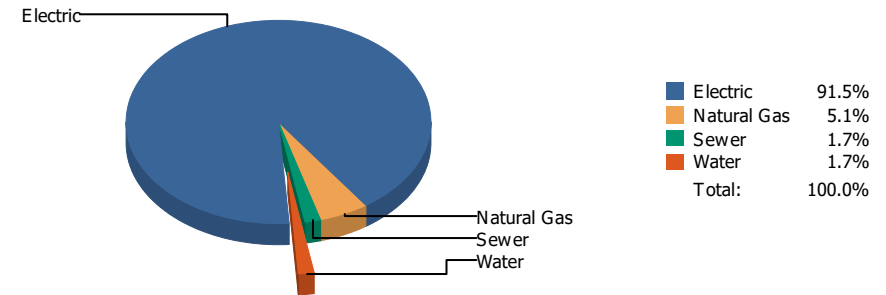


| Commodity | Common Use | Energy Use | Energy Use / Area | Total Cost | Cost / Unit | Cost / Area |
|---|------------|-------------------|------------------------|-----------------|---------------|---------------|
| Place: [LIVE-MAT] LIVE MATERIAL CENTER 929 [BUILDING] | | | | | | |
| Area: 2,483 SqFt | | | | | | |
| Billing Period: Oct 2020 | | | | | | |
| ELECTRIC | 347.00 kWh | 1,184 KBtu | 0.477 KBtu/SqFt | \$80.32 | \$0.231 /kWh | \$0.032 /SqFt |
| NATURALGAS | 22.00 CCF | 2,266 KBtu | 0.913 KBtu/SqFt | \$334.79 | \$15.218 /CCF | \$0.135 /SqFt |
| SEWER | 14.00 CCF | | | \$64.58 | \$4.613 /CCF | \$0.026 /SqFt |
| WATER | 1.00 CCF | | | \$17.99 | \$17.990 /CCF | \$0.007 /SqFt |
| Totals: | | 3,450 KBtu | 1.389 KBtu/SqFt | \$497.68 | | |

Energy

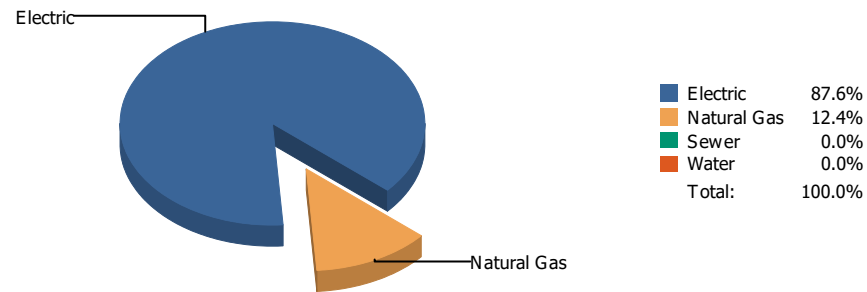


Cost

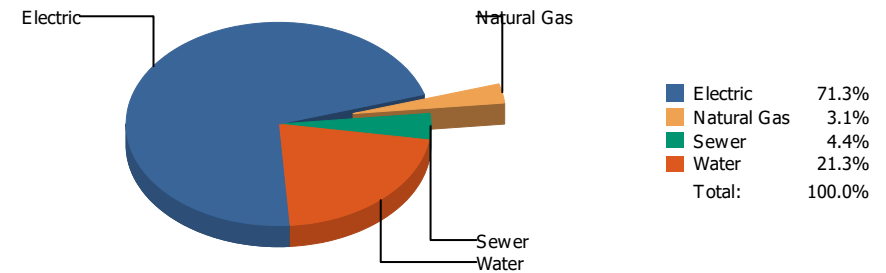


| Commodity | Common Use | Energy Use | Energy Use / Area | Total Cost | Cost / Unit | Cost / Area |
|-------------------------------------|---------------|---------------------|------------------------|-------------------|---------------|---------------|
| Place: [LOGAN] LOGAN 128 [BUILDING] | | | | | | |
| Area: 72,248 SqFt | | | | | | |
| Billing Period: Oct 2020 | | | | | | |
| ELECTRIC | 39,600.00 kWh | 135,115 KBtu | 1.870 KBtu/SqFt | \$6,946.58 | \$0.175 /kWh | \$0.096 /SqFt |
| NATURALGAS | 560.00 CCF | 57,680 KBtu | 0.798 KBtu/SqFt | \$385.92 | \$0.689 /CCF | \$0.005 /SqFt |
| SEWER | 12.00 CCF | | | \$131.69 | \$10.974 /CCF | \$0.002 /SqFt |
| WATER | 4.00 CCF | | | \$127.35 | \$31.838 /CCF | \$0.002 /SqFt |
| Totals: | | 192,795 KBtu | 2.669 KBtu/SqFt | \$7,591.54 | | |

Energy



Cost



| Commodity | Common Use | Energy Use | Energy Use / Area | Total Cost | Cost / Unit | Cost / Area |
|---------------------------------------|---------------|---------------------|------------------------|--------------------|--------------|---------------|
| Place: [LUNDY_2] LUNDY 177 [BUILDING] | | | | | | |
| Area: 112,731 SqFt | | | | | | |
| Billing Period: Oct 2020 | | | | | | |
| ELECTRIC | 49,800.00 kWh | 169,918 KBtu | 1.507 KBtu/SqFt | \$10,647.88 | \$0.214 /kWh | \$0.094 /SqFt |
| NATURALGAS | 234.00 CCF | 24,102 KBtu | 0.214 KBtu/SqFt | \$459.66 | \$1.964 /CCF | \$0.004 /SqFt |
| SEWER | 136.00 CCF | | | \$653.87 | \$4.808 /CCF | \$0.006 /SqFt |
| WATER | 500.00 CCF | | | \$3,174.03 | \$6.348 /CCF | \$0.028 /SqFt |
| Totals: | | 194,020 KBtu | 1.721 KBtu/SqFt | \$14,935.44 | | |

Energy

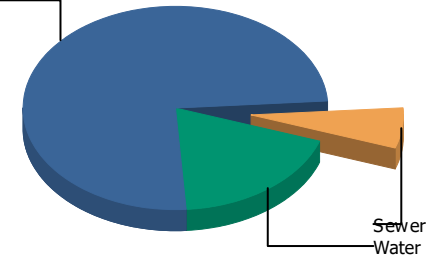
Electric



Electric 100.0%
 Sewer 0.0%
 Water 0.0%
 Total: 100.0%

Cost

Electric



Electric 75.1%
 Sewer 6.3%
 Water 18.6%
 Total: 100.0%

| Commodity | Common Use | Energy Use | Energy Use / Area | Total Cost | Cost / Unit | Cost / Area |
|--|---------------|---------------------|------------------------|-------------------|--------------|---------------|
| Place: [MAC] MACARTHUR 129 [BUILDING] Area: 143,341 SqFt Billing Period: Oct 2020 | | | | | | |
| ELECTRIC | 57,200.00 kWh | 195,166 KBtu | 1.362 KBtu/SqFt | \$7,094.02 | \$0.124 /kWh | \$0.049 /SqFt |
| SEWER | 167.00 CCF | | | \$594.52 | \$3.560 /CCF | \$0.004 /SqFt |
| WATER | 378.00 CCF | | | \$1,755.55 | \$4.644 /CCF | \$0.012 /SqFt |
| Totals: | | 195,166 KBtu | 1.362 KBtu/SqFt | \$9,444.09 | | |

Energy

Electric



| | |
|---------------|---------------|
| Electric | 100.0% |
| Natural Gas | 0.0% |
| Sewer | 0.0% |
| Water | 0.0% |
| Total: | 100.0% |

Cost

Natural Gas

Sewer

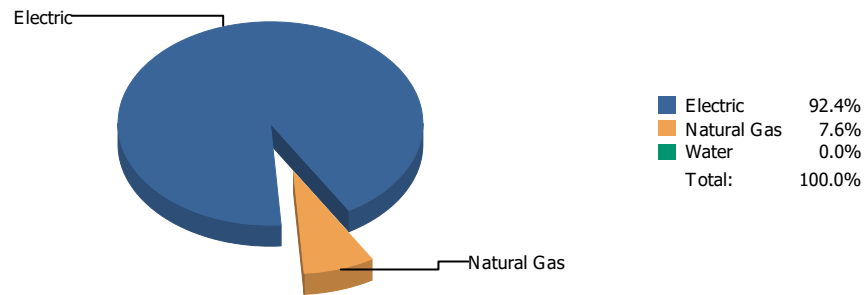
Electric

Water

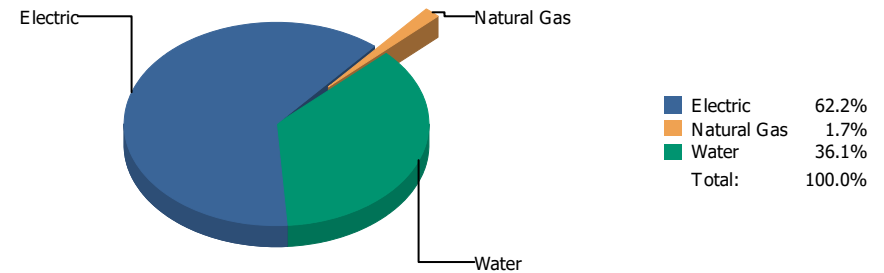
| | |
|---------------|---------------|
| Electric | 45.4% |
| Natural Gas | 6.6% |
| Sewer | 16.3% |
| Water | 31.7% |
| Total: | 100.0% |

| Commodity | Common Use | Energy Use | Energy Use / Area | Total Cost | Cost / Unit | Cost / Area |
|---|--------------|--------------------|------------------------|-------------------|---------------|---------------|
| Place: [MAGOFFIN] MAGOFFIN 047 [BUILDING] | | | | | | |
| Area: 76,378 SqFt | | | | | | |
| Billing Period: Oct 2020 | | | | | | |
| ELECTRIC | 5,625.00 kWh | 19,193 KBtu | 0.251 KBtu/SqFt | \$1,126.62 | \$0.200 /kWh | \$0.015 /SqFt |
| NATURALGAS | | | | \$162.96 | | \$0.002 /SqFt |
| SEWER | 21.00 CCF | | | \$405.47 | \$19.308 /CCF | \$0.005 /SqFt |
| WATER | 22.00 CCF | | | \$788.50 | \$35.841 /CCF | \$0.010 /SqFt |
| Totals: | | 19,193 KBtu | 0.251 KBtu/SqFt | \$2,483.55 | | |

Energy

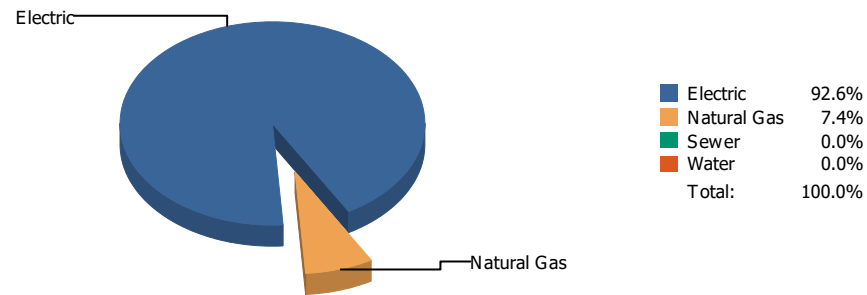


Cost

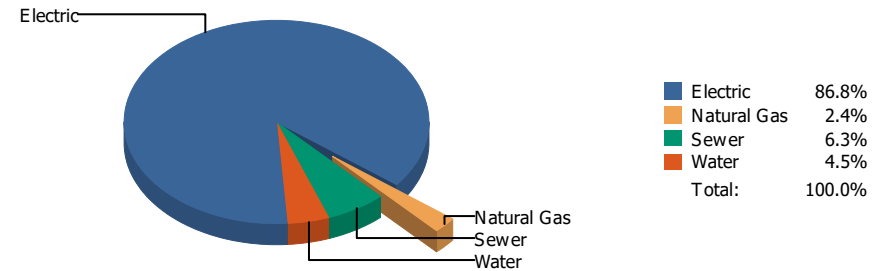


| Commodity | Common Use | Energy Use | Energy Use / Area | Total Cost | Cost / Unit | Cost / Area |
|---|---------------|---------------------|------------------------|--------------------|--------------|---------------|
| Place: [MAGOFFINNEWMIDDLESCHOOL] MAGOFFIN NEW MIDDLE SCHOOL [BUILDING] | | | | | | |
| Area: 116,136 SqFt | | | | | | |
| Billing Period: Oct 2020 | | | | | | |
| ELECTRIC | 69,000.00 kWh | 235,428 KBtu | 2.027 KBtu/SqFt | \$8,688.71 | \$0.126 /kWh | \$0.075 /SqFt |
| NATURALGAS | 188.00 CCF | 19,364 KBtu | 0.167 KBtu/SqFt | \$238.24 | \$1.267 /CCF | \$0.002 /SqFt |
| WATER | 833.00 CCF | | | \$5,048.70 | \$6.061 /CCF | \$0.043 /SqFt |
| Totals: | | 254,792 KBtu | 2.194 KBtu/SqFt | \$13,975.65 | | |

Energy

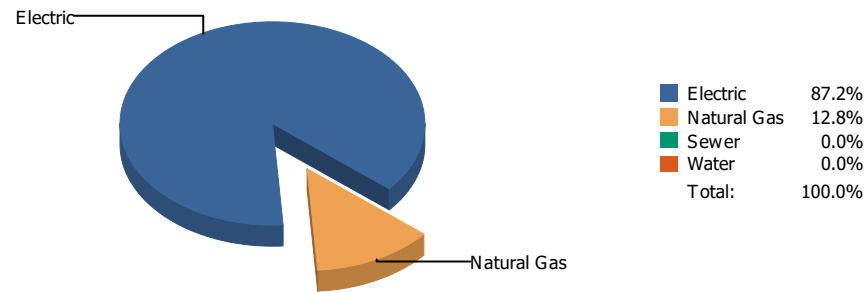


Cost

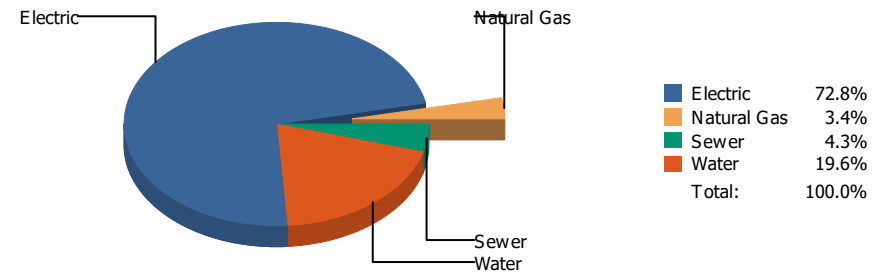


| Commodity | Common Use | Energy Use | Energy Use / Area | Total Cost | Cost / Unit | Cost / Area |
|--|---------------|---------------------|------------------------|-------------------|--------------|---------------|
| Place: [MAXINE] MAXINE SILVA HEALTH MAGNET 011 [BUILDING] | | | | | | |
| Area: 80,909 SqFt | | | | | | |
| Billing Period: Oct 2020 | | | | | | |
| ELECTRIC | 59,700.00 kWh | 203,696 KBtu | 2.518 KBtu/SqFt | \$8,307.80 | \$0.139 /kWh | \$0.103 /SqFt |
| NATURALGAS | 157.00 CCF | 16,171 KBtu | 0.200 KBtu/SqFt | \$226.40 | \$1.442 /CCF | \$0.003 /SqFt |
| SEWER | 173.00 CCF | | | \$607.48 | \$3.511 /CCF | \$0.008 /SqFt |
| WATER | 69.00 CCF | | | \$433.58 | \$6.284 /CCF | \$0.005 /SqFt |
| Totals: | | 219,867 KBtu | 2.717 KBtu/SqFt | \$9,575.26 | | |

Energy



Cost



| Commodity | Common Use | Energy Use | Energy Use / Area | Total Cost | Cost / Unit | Cost / Area |
|---------------------------------------|---------------|---------------------|------------------------|--------------------|--------------|---------------|
| Place: [MESITA] MESITA 130 [BUILDING] | | | | | | |
| Area: 100,583 SqFt | | | | | | |
| Billing Period: Oct 2020 | | | | | | |
| ELECTRIC | 69,720.00 kWh | 237,885 KBtu | 2.365 KBtu/SqFt | \$9,820.97 | \$0.141 /kWh | \$0.098 /SqFt |
| NATURALGAS | 339.00 CCF | 34,917 KBtu | 0.347 KBtu/SqFt | \$461.64 | \$1.362 /CCF | \$0.005 /SqFt |
| SEWER | 99.00 CCF | | | \$573.95 | \$5.797 /CCF | \$0.006 /SqFt |
| WATER | 373.00 CCF | | | \$2,641.29 | \$7.081 /CCF | \$0.026 /SqFt |
| Totals: | | 272,802 KBtu | 2.712 KBtu/SqFt | \$13,497.85 | | |

Energy

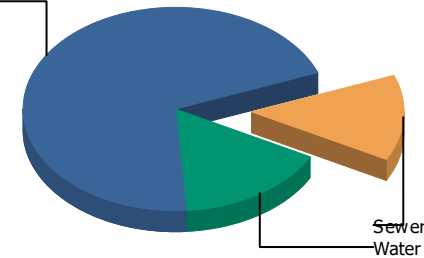
Electric



Electric 100.0%
 Sewer 0.0%
 Water 0.0%
 Total: 100.0%

Cost

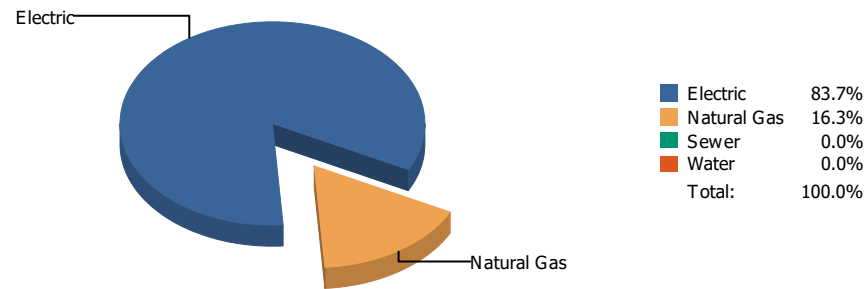
Electric



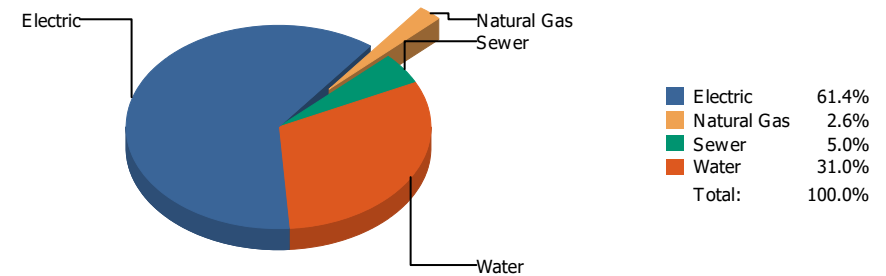
Electric 70.2%
 Sewer 13.6%
 Water 16.2%
 Total: 100.0%

| Commodity | Common Use | Energy Use | Energy Use / Area | Total Cost | Cost / Unit | Cost / Area |
|-------------------------------------|--------------|--------------------|------------------------|-------------------|--------------|---------------|
| Place: [MILAM] MILAM 131 [BUILDING] | | | | | | |
| Area: 63,641 SqFt | | | | | | |
| Billing Period: Oct 2020 | | | | | | |
| ELECTRIC | 7,800.00 kWh | 26,614 KBtu | 0.418 KBtu/SqFt | \$2,176.81 | \$0.279 /kWh | \$0.034 /SqFt |
| SEWER | 87.00 CCF | | | \$421.72 | \$4.847 /CCF | \$0.007 /SqFt |
| WATER | 114.00 CCF | | | \$503.63 | \$4.418 /CCF | \$0.008 /SqFt |
| Totals: | | 26,614 KBtu | 0.418 KBtu/SqFt | \$3,102.16 | | |

Energy

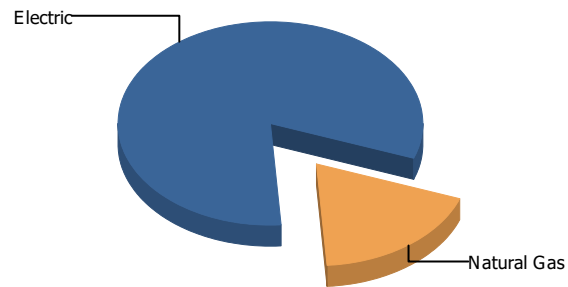


Cost



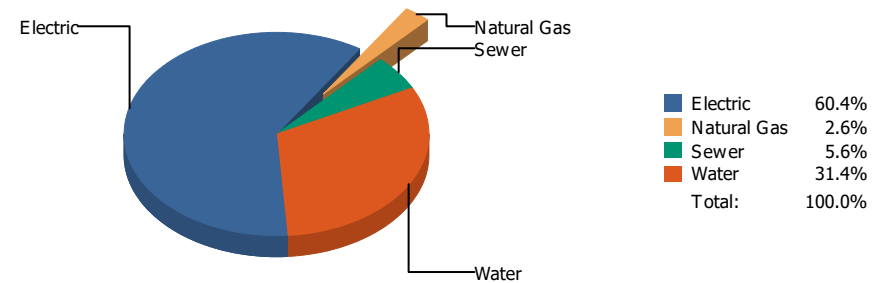
| Commodity | Common Use | Energy Use | Energy Use / Area | Total Cost | Cost / Unit | Cost / Area |
|---|---------------|---------------------|------------------------|--------------------|--------------|---------------|
| Place: [MOREHEAD] MOREHEAD 046 [BUILDING] | | | | | | |
| Area: 119,353 SqFt | | | | | | |
| Billing Period: Oct 2020 | | | | | | |
| ELECTRIC | 45,918.00 kWh | 156,672 KBtu | 1.313 KBtu/SqFt | \$6,660.40 | \$0.145 /kWh | \$0.056 /SqFt |
| NATURALGAS | 296.00 CCF | 30,488 KBtu | 0.255 KBtu/SqFt | \$281.46 | \$0.951 /CCF | \$0.002 /SqFt |
| SEWER | 83.00 CCF | | | \$539.39 | \$6.499 /CCF | \$0.005 /SqFt |
| WATER | 1,216.00 CCF | | | \$3,368.86 | \$2.770 /CCF | \$0.028 /SqFt |
| Totals: | | 187,160 KBtu | 1.568 KBtu/SqFt | \$10,850.11 | | |

Energy



| | |
|-------------|--------|
| Electric | 81.6% |
| Natural Gas | 18.4% |
| Sewer | 0.0% |
| Water | 0.0% |
| Total: | 100.0% |

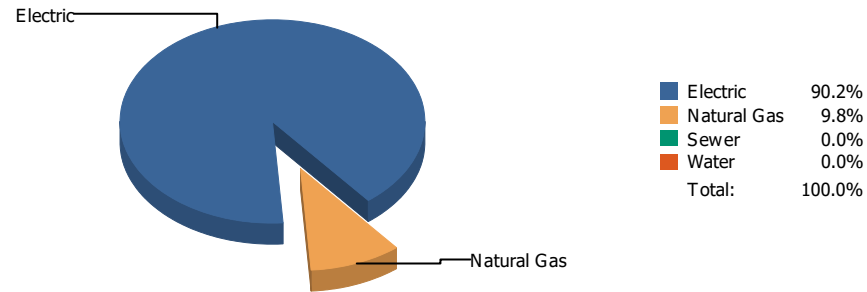
Cost



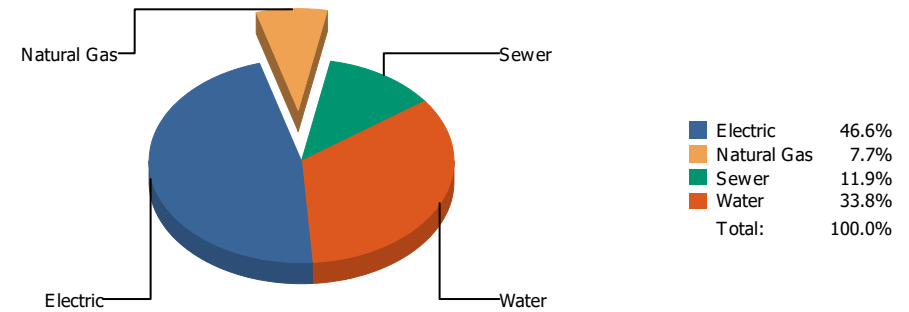
| | |
|-------------|--------|
| Electric | 60.4% |
| Natural Gas | 2.6% |
| Sewer | 5.6% |
| Water | 31.4% |
| Total: | 100.0% |

| Commodity | Common Use | Energy Use | Energy Use / Area | Total Cost | Cost / Unit | Cost / Area |
|---|---------------|---------------------|------------------------|-------------------|--------------|---------------|
| Place: [MOYE_2] HR MOYE [BUILDING] | | | | | | |
| Area: 93,197 SqFt | | | | | | |
| Billing Period: Oct 2020 | | | | | | |
| ELECTRIC | 30,360.00 kWh | 103,588 KBtu | 1.111 KBtu/SqFt | \$5,802.01 | \$0.191 /kWh | \$0.062 /SqFt |
| NATURALGAS | 227.00 CCF | 23,381 KBtu | 0.251 KBtu/SqFt | \$253.85 | \$1.118 /CCF | \$0.003 /SqFt |
| SEWER | 83.00 CCF | | | \$539.39 | \$6.499 /CCF | \$0.006 /SqFt |
| WATER | 322.00 CCF | | | \$3,017.41 | \$9.371 /CCF | \$0.032 /SqFt |
| Totals: | | 126,969 KBtu | 1.362 KBtu/SqFt | \$9,612.66 | | |

Energy



Cost



| Commodity | Common Use | Energy Use | Energy Use / Area | Total Cost | Cost / Unit | Cost / Area |
|---|--------------|--------------------|------------------------|-------------------|--------------|---------------|
| Place: [MULTI-MEDIACENTER] MULTI-MEDIA CENTER [BUILDING] | | | | | | |
| Area: 27,633 SqFt | | | | | | |
| Billing Period: Oct 2020 | | | | | | |
| ELECTRIC | 7,510.00 kWh | 25,624 KBtu | 0.927 KBtu/SqFt | \$1,050.20 | \$0.140 /kWh | \$0.038 /SqFt |
| NATURALGAS | 27.00 CCF | 2,781 KBtu | 0.101 KBtu/SqFt | \$173.78 | \$6.436 /CCF | \$0.006 /SqFt |
| SEWER | 75.00 CCF | | | \$267.77 | \$3.570 /CCF | \$0.010 /SqFt |
| WATER | 188.00 CCF | | | \$763.24 | \$4.060 /CCF | \$0.028 /SqFt |
| Totals: | | 28,405 KBtu | 1.028 KBtu/SqFt | \$2,254.99 | | |

Energy

Electric



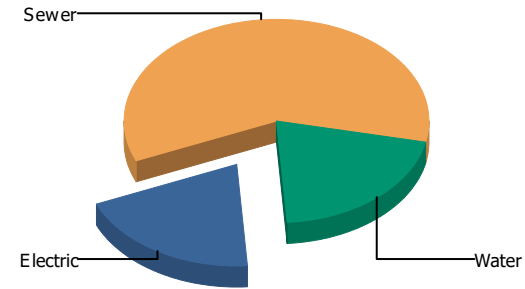
Electric 100.0%
 Sewer 0.0%
 Water 0.0%
 Total: 100.0%

Cost

Sewer

Electric

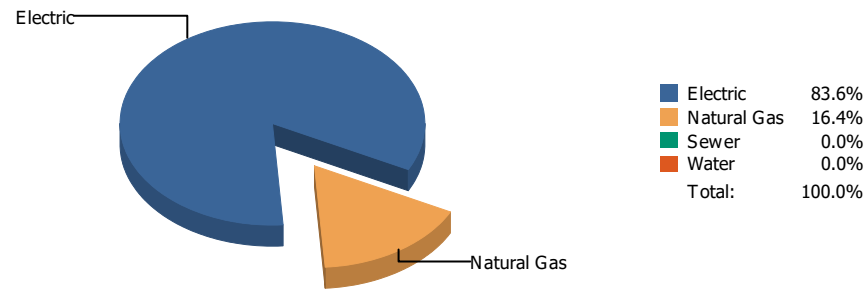
Water



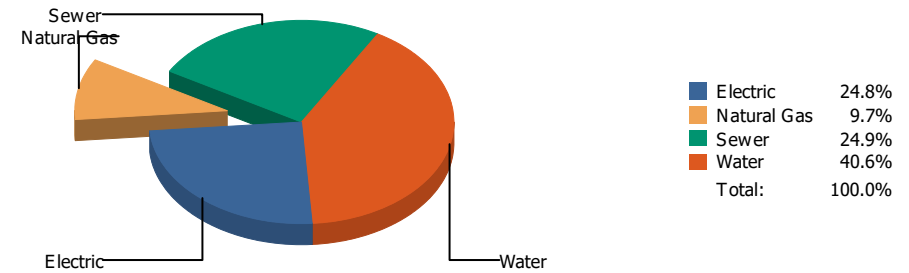
Electric 19.7%
 Sewer 59.6%
 Water 20.7%
 Total: 100.0%

| Commodity | Common Use | Energy Use | Energy Use / Area | Total Cost | Cost / Unit | Cost / Area |
|--|------------|-----------------|------------------------|-----------------|--------------|---------------|
| Place: [NE-AREA-OFFICES] N.E. AREA OFFICES 882 [BUILDING] Area: 7,328 SqFt Billing Period: Oct 2020 | | | | | | |
| ELECTRIC | 80.00 kWh | 273 KBtu | 0.037 KBtu/SqFt | \$29.82 | \$0.373 /kWh | \$0.004 /SqFt |
| SEWER | | | | \$90.28 | | \$0.012 /SqFt |
| WATER | | | | \$31.28 | | \$0.004 /SqFt |
| Totals: | | 273 KBtu | 0.037 KBtu/SqFt | \$151.38 | | |

Energy

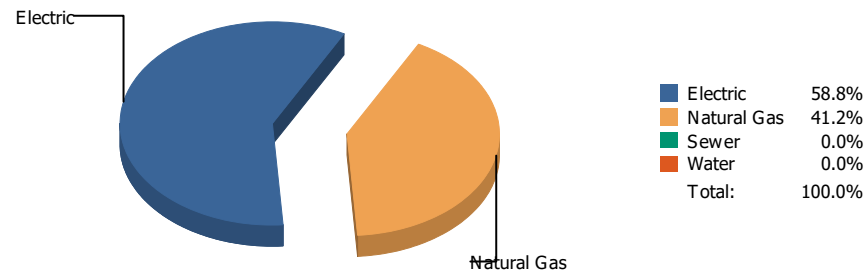


Cost

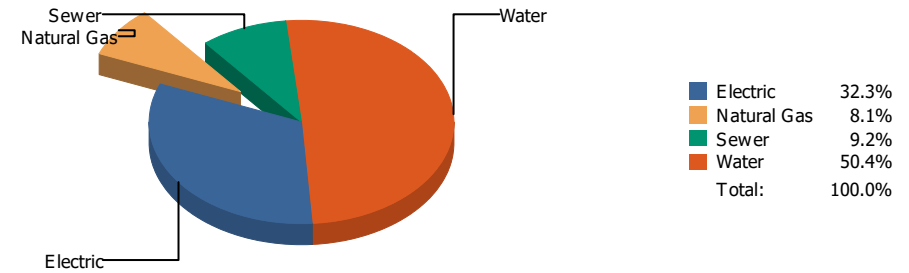


| Commodity | Common Use | Energy Use | Energy Use / Area | Total Cost | Cost / Unit | Cost / Area |
|---|--------------|--------------------|------------------------|-------------------|---------------|---------------|
| Place: [NETTRANSPORTATION] N.E. TRANSPORTATION 826 [BUILDING] | | | | | | |
| Area: 5,995 SqFt | | | | | | |
| Billing Period: Oct 2020 | | | | | | |
| ELECTRIC | 4,611.00 kWh | 15,733 KBtu | 2.624 KBtu/SqFt | \$447.81 | \$0.097 /kWh | \$0.075 /SqFt |
| NATURALGAS | 30.00 CCF | 3,090 KBtu | 0.515 KBtu/SqFt | \$174.96 | \$5.832 /CCF | \$0.029 /SqFt |
| SEWER | 41.00 CCF | | | \$448.67 | \$10.943 /CCF | \$0.075 /SqFt |
| WATER | 156.00 CCF | | | \$731.46 | \$4.689 /CCF | \$0.122 /SqFt |
| Totals: | | 18,823 KBtu | 3.140 KBtu/SqFt | \$1,802.90 | | |

Energy

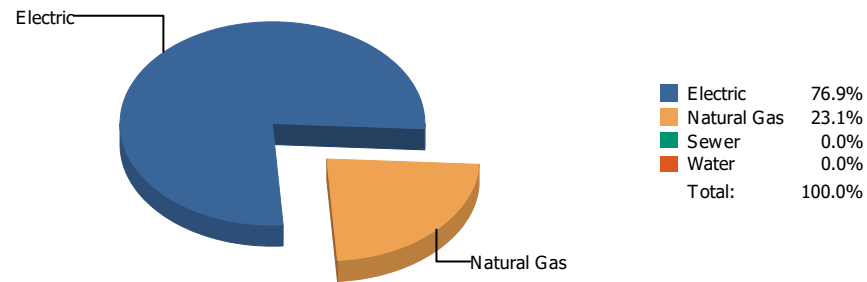


Cost

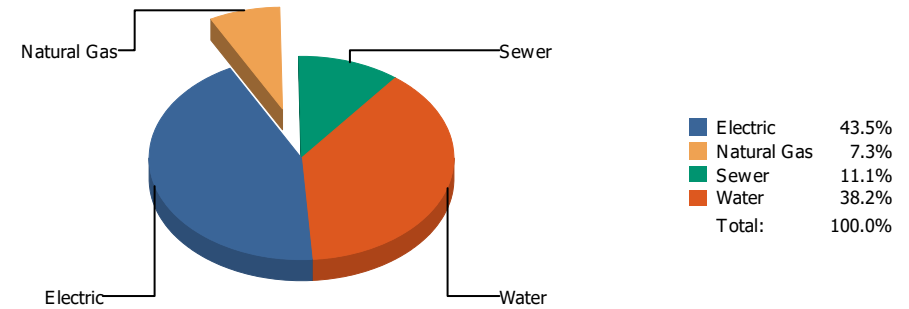


| Commodity | Common Use | Energy Use | Energy Use / Area | Total Cost | Cost / Unit | Cost / Area |
|--|---------------|--------------------|------------------------|-------------------|--------------|---------------|
| Place: [NEWMAN] NEWMAN ELEMENTARY 133 [BUILDING] | | | | | | |
| Area: 73,291 SqFt | | | | | | |
| Billing Period: Oct 2020 | | | | | | |
| ELECTRIC | 10,349.00 kWh | 35,311 KBtu | 0.482 KBtu/SqFt | \$2,345.14 | \$0.227 /kWh | \$0.032 /SqFt |
| NATURALGAS | 240.00 CCF | 24,720 KBtu | 0.337 KBtu/SqFt | \$584.97 | \$2.437 /CCF | \$0.008 /SqFt |
| SEWER | 222.00 CCF | | | \$669.35 | \$3.015 /CCF | \$0.009 /SqFt |
| WATER | 765.00 CCF | | | \$3,663.41 | \$4.789 /CCF | \$0.050 /SqFt |
| Totals: | | 60,031 KBtu | 0.819 KBtu/SqFt | \$7,262.87 | | |

Energy

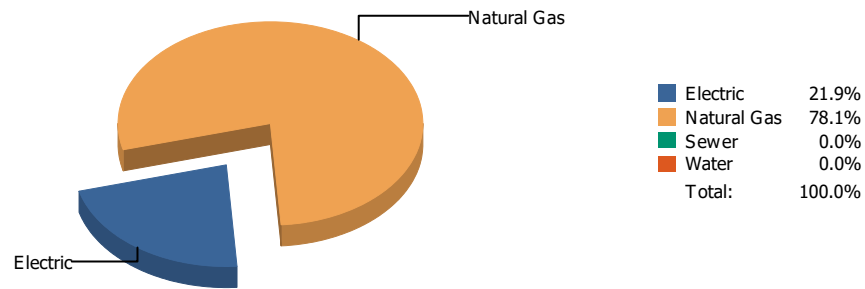


Cost

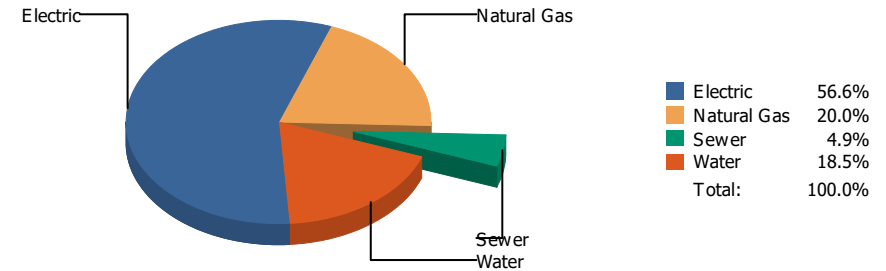


| Commodity | Common Use | Energy Use | Energy Use / Area | Total Cost | Cost / Unit | Cost / Area |
|---|---------------|--------------------|------------------------|-------------------|--------------|---------------|
| Place: [NIXON] L.A. NIXON 161 [BUILDING] Area: 76,873 SqFt Billing Period: Oct 2020 | | | | | | |
| ELECTRIC | 12,960.00 kWh | 44,220 KBtu | 0.575 KBtu/SqFt | \$2,260.33 | \$0.174 /kWh | \$0.029 /SqFt |
| NATURALGAS | 129.00 CCF | 13,287 KBtu | 0.173 KBtu/SqFt | \$377.57 | \$2.927 /CCF | \$0.005 /SqFt |
| SEWER | 70.00 CCF | | | \$574.83 | \$8.212 /CCF | \$0.007 /SqFt |
| WATER | 409.00 CCF | | | \$1,988.25 | \$4.861 /CCF | \$0.026 /SqFt |
| Totals: | | 57,507 KBtu | 0.748 KBtu/SqFt | \$5,200.98 | | |

Energy

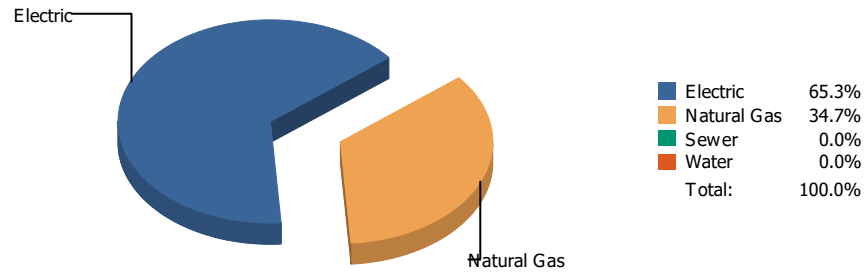


Cost

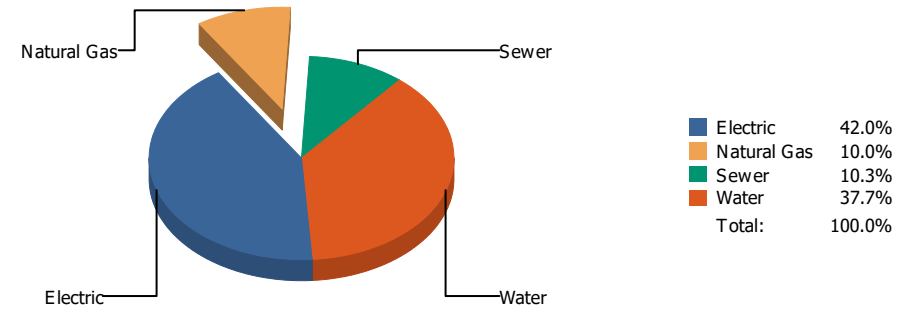


| Commodity | Common Use | Energy Use | Energy Use / Area | Total Cost | Cost / Unit | Cost / Area |
|--|--------------|--------------------|------------------------|-------------------|---------------|---------------|
| Place: [OCC-CTR] OCCUPATIONAL CTR. [BUILDING] | | | | | | |
| Area: 11,845 SqFt | | | | | | |
| Billing Period: Oct 2020 | | | | | | |
| ELECTRIC | 4,700.00 kWh | 16,036 KBtu | 1.354 KBtu/SqFt | \$1,089.71 | \$0.232 /kWh | \$0.092 /SqFt |
| NATURALGAS | 556.00 CCF | 57,268 KBtu | 4.835 KBtu/SqFt | \$384.39 | \$0.691 /CCF | \$0.032 /SqFt |
| SEWER | 5.00 CCF | | | \$94.86 | \$18.972 /CCF | \$0.008 /SqFt |
| WATER | 33.00 CCF | | | \$355.02 | \$10.758 /CCF | \$0.030 /SqFt |
| Totals: | | 73,304 KBtu | 6.189 KBtu/SqFt | \$1,923.98 | | |

Energy

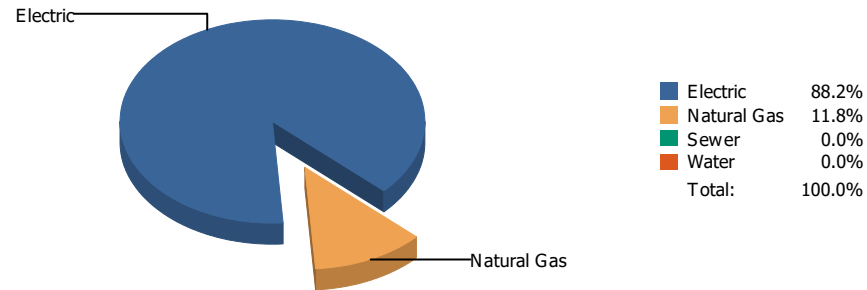


Cost

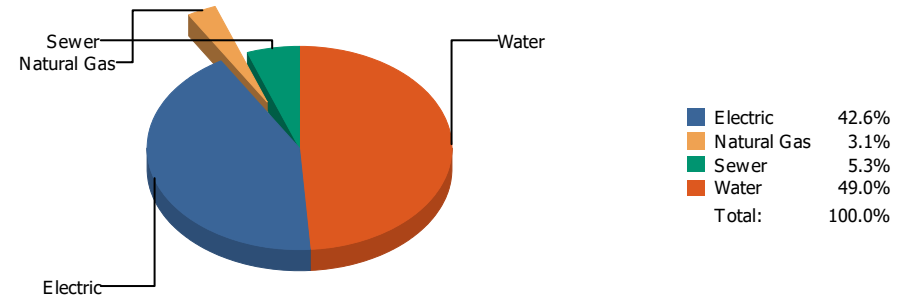


| Commodity | Common Use | Energy Use | Energy Use / Area | Total Cost | Cost / Unit | Cost / Area |
|--|---------------|--------------------|------------------------|-------------------|--------------|---------------|
| Place: [PARK] PARK 134 [BUILDING] Area: 63,609 SqFt Billing Period: Oct 2020 | | | | | | |
| ELECTRIC | 10,260.00 kWh | 35,007 KBtu | 0.550 KBtu/SqFt | \$1,681.90 | \$0.164 /kWh | \$0.026 /SqFt |
| NATURALGAS | 181.00 CCF | 18,643 KBtu | 0.293 KBtu/SqFt | \$398.53 | \$2.202 /CCF | \$0.006 /SqFt |
| SEWER | 54.00 CCF | | | \$412.24 | \$7.634 /CCF | \$0.006 /SqFt |
| WATER | 266.00 CCF | | | \$1,507.13 | \$5.666 /CCF | \$0.024 /SqFt |
| Totals: | | 53,650 KBtu | 0.843 KBtu/SqFt | \$3,999.80 | | |

Energy

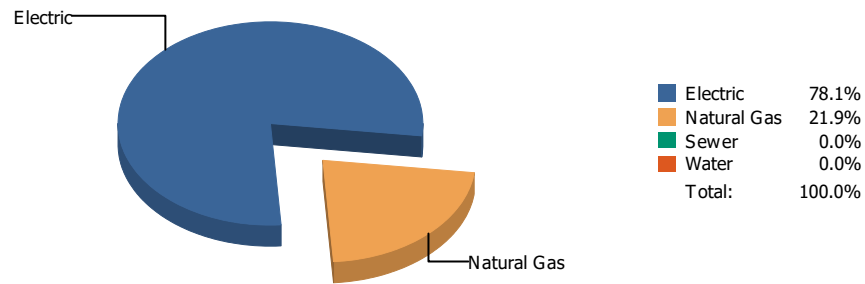


Cost

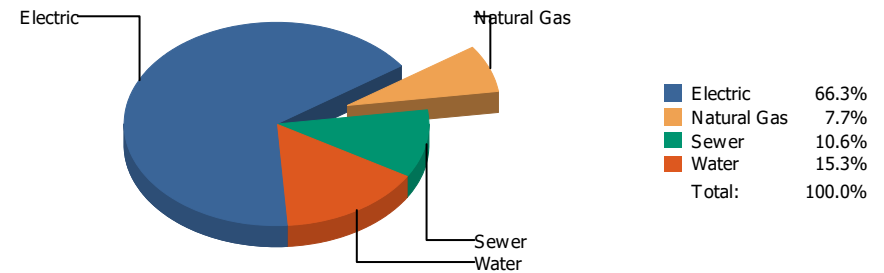


| Commodity | Common Use | Energy Use | Energy Use / Area | Total Cost | Cost / Unit | Cost / Area |
|---|---------------|---------------------|------------------------|--------------------|--------------|---------------|
| Place: [PAUL-MORENO_1] PAUL MORENO 167 [BUILDING] | | | | | | |
| Area: 87,824 SqFt | | | | | | |
| Billing Period: Oct 2020 | | | | | | |
| ELECTRIC | 33,800.00 kWh | 115,326 KBtu | 1.313 KBtu/SqFt | \$5,387.52 | \$0.159 /kWh | \$0.061 /SqFt |
| NATURALGAS | 150.00 CCF | 15,450 KBtu | 0.176 KBtu/SqFt | \$385.99 | \$2.573 /CCF | \$0.004 /SqFt |
| SEWER | 164.00 CCF | | | \$672.10 | \$4.098 /CCF | \$0.008 /SqFt |
| WATER | 758.00 CCF | | | \$6,196.30 | \$8.175 /CCF | \$0.070 /SqFt |
| Totals: | | 130,776 KBtu | 1.489 KBtu/SqFt | \$12,641.91 | | |

Energy

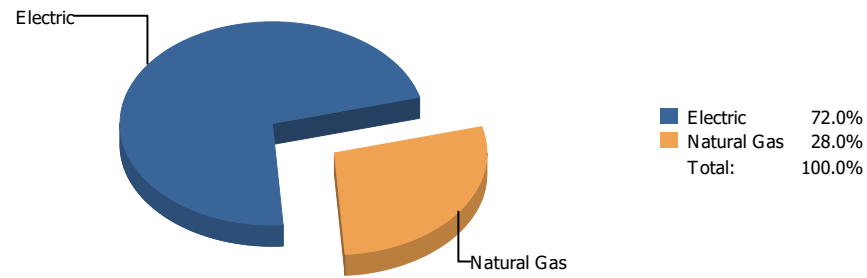


Cost

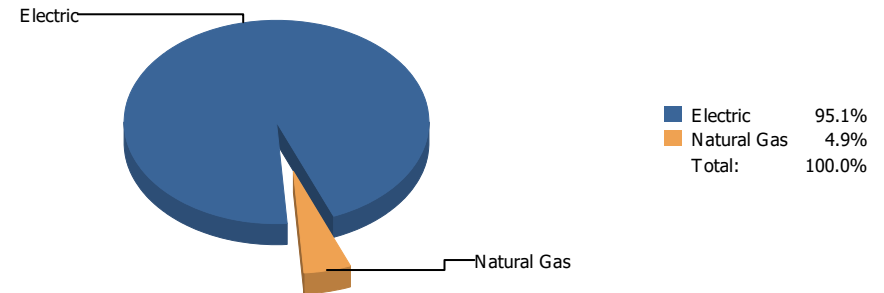


| Commodity | Common Use | Energy Use | Energy Use / Area | Total Cost | Cost / Unit | Cost / Area |
|--|---------------|--------------------|------------------------|-------------------|--------------|---------------|
| Place: [POLK] POLK 159 [BUILDING] Area: 67,321 SqFt Billing Period: Oct 2020 | | | | | | |
| ELECTRIC | 20,400.00 kWh | 69,605 KBtu | 1.034 KBtu/SqFt | \$3,477.90 | \$0.170 /kWh | \$0.052 /SqFt |
| NATURALGAS | 190.00 CCF | 19,570 KBtu | 0.291 KBtu/SqFt | \$401.99 | \$2.116 /CCF | \$0.006 /SqFt |
| SEWER | 150.00 CCF | | | \$557.80 | \$3.719 /CCF | \$0.008 /SqFt |
| WATER | 242.00 CCF | | | \$804.43 | \$3.324 /CCF | \$0.012 /SqFt |
| Totals: | | 89,175 KBtu | 1.325 KBtu/SqFt | \$5,242.12 | | |

Energy

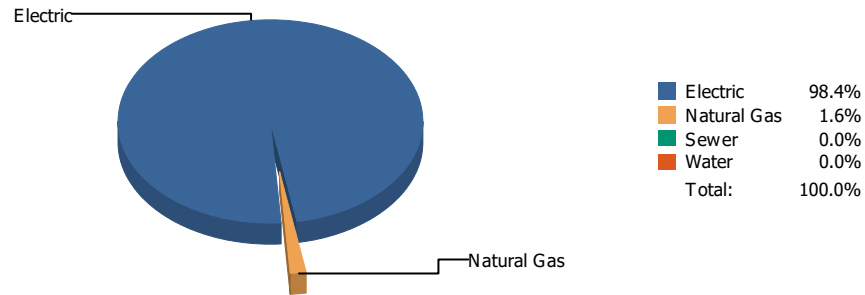


Cost

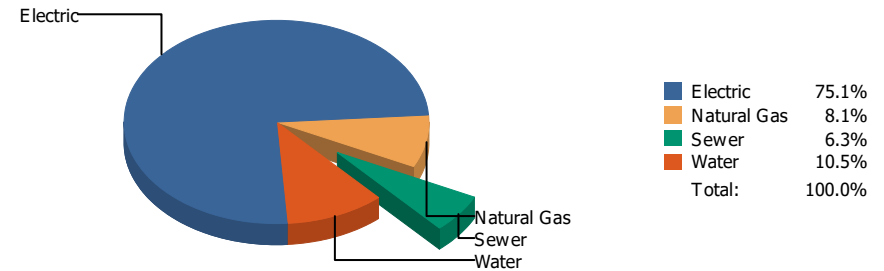


| Commodity | Common Use | Energy Use | Energy Use / Area | Total Cost | Cost / Unit | Cost / Area |
|---|---------------|---------------------|------------------------|-------------------|--------------|---------------|
| Place: [POWELL_2] POWELL 175 [BUILDING] | | | | | | |
| Area: 79,770 SqFt | | | | | | |
| Billing Period: Oct 2020 | | | | | | |
| ELECTRIC | 34,080.00 kWh | 116,281 KBtu | 1.458 KBtu/SqFt | \$6,597.00 | \$0.194 /kWh | \$0.083 /SqFt |
| NATURALGAS | 440.00 CCF | 45,320 KBtu | 0.568 KBtu/SqFt | \$339.16 | \$0.771 /CCF | \$0.004 /SqFt |
| Totals: | | 161,601 KBtu | 2.026 KBtu/SqFt | \$6,936.16 | | |

Energy

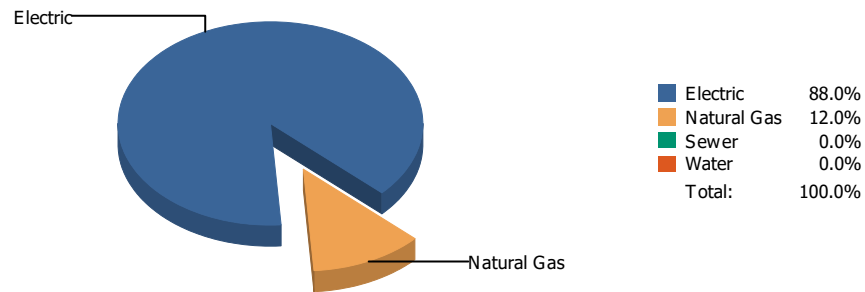


Cost

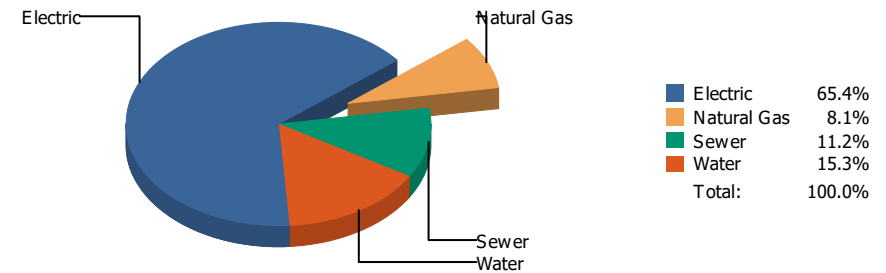


| Commodity | Common Use | Energy Use | Energy Use / Area | Total Cost | Cost / Unit | Cost / Area |
|--|---------------|--------------------|------------------------|-------------------|---------------|---------------|
| Place: [PROFESSIONAL-DEV] EPISD PROF DEVELOPMENT CENTER931 [BUILDING] | | | | | | |
| Area: 18,400 SqFt | | | | | | |
| Billing Period: Oct 2020 | | | | | | |
| ELECTRIC | 10,920.00 kWh | 37,259 KBtu | 2.025 KBtu/SqFt | \$1,527.82 | \$0.140 /kWh | \$0.083 /SqFt |
| NATURALGAS | 6.00 CCF | 618 KBtu | 0.034 KBtu/SqFt | \$165.37 | \$27.562 /CCF | \$0.009 /SqFt |
| SEWER | 20.00 CCF | | | \$127.26 | \$6.363 /CCF | \$0.007 /SqFt |
| WATER | 42.00 CCF | | | \$213.31 | \$5.079 /CCF | \$0.012 /SqFt |
| Totals: | | 37,877 KBtu | 2.059 KBtu/SqFt | \$2,033.76 | | |

Energy

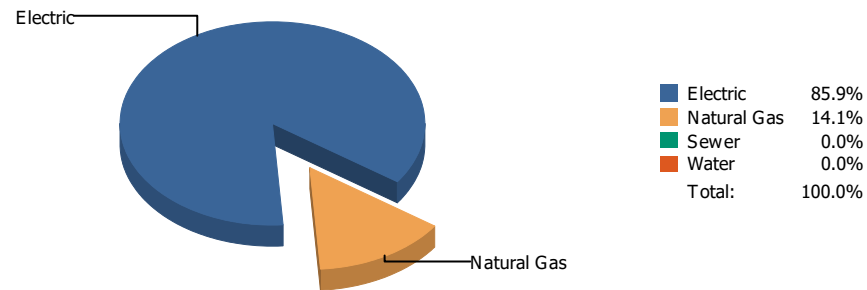


Cost

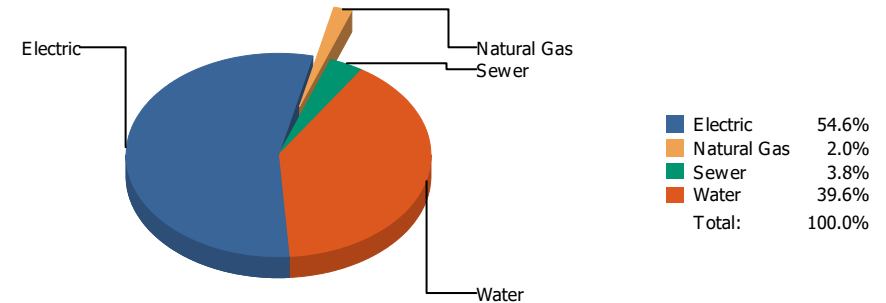


| Commodity | Common Use | Energy Use | Energy Use / Area | Total Cost | Cost / Unit | Cost / Area |
|---|---------------|--------------------|------------------------|-------------------|--------------|---------------|
| Place: [PUTNAM] PUTNAM 135 [BUILDING] Area: 61,978 SqFt Billing Period: Oct 2020 | | | | | | |
| ELECTRIC | 18,363.00 kWh | 62,655 KBtu | 1.011 KBtu/SqFt | \$2,903.72 | \$0.158 /kWh | \$0.047 /SqFt |
| NATURALGAS | 83.00 CCF | 8,549 KBtu | 0.138 KBtu/SqFt | \$359.15 | \$4.327 /CCF | \$0.006 /SqFt |
| SEWER | 123.00 CCF | | | \$499.33 | \$4.060 /CCF | \$0.008 /SqFt |
| WATER | 172.00 CCF | | | \$677.96 | \$3.942 /CCF | \$0.011 /SqFt |
| Totals: | | 71,204 KBtu | 1.149 KBtu/SqFt | \$4,440.16 | | |

Energy

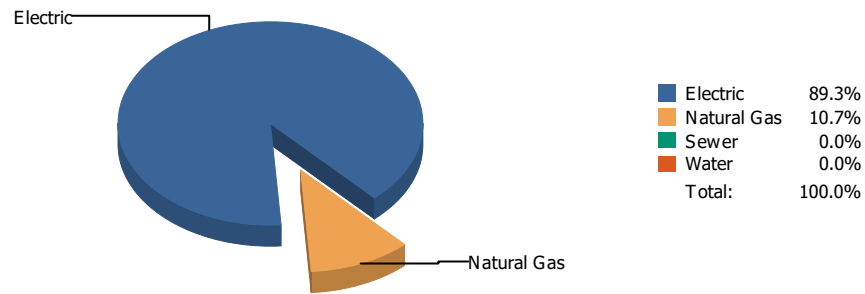


Cost

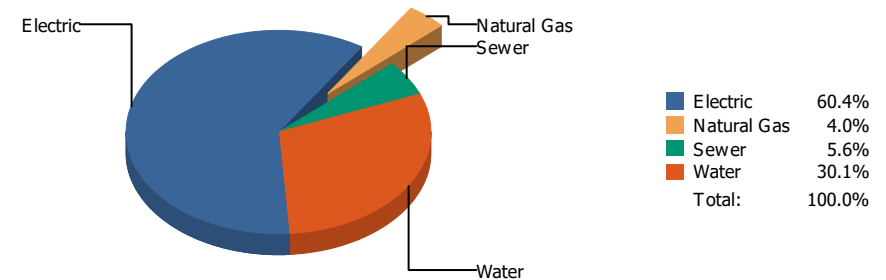


| Commodity | Common Use | Energy Use | Energy Use / Area | Total Cost | Cost / Unit | Cost / Area |
|--|---------------|---------------------|------------------------|--------------------|--------------|---------------|
| Place: [RICHARDS] RICHARDSON [BUILDING] | | | | | | |
| Area: 115,872 SqFt | | | | | | |
| Billing Period: Oct 2020 | | | | | | |
| ELECTRIC | 34,200.00 kWh | 116,690 KBtu | 1.007 KBtu/SqFt | \$6,549.12 | \$0.191 /kWh | \$0.057 /SqFt |
| NATURALGAS | 186.00 CCF | 19,158 KBtu | 0.165 KBtu/SqFt | \$237.45 | \$1.277 /CCF | \$0.002 /SqFt |
| SEWER | 102.00 CCF | | | \$454.12 | \$4.452 /CCF | \$0.004 /SqFt |
| WATER | 594.00 CCF | | | \$4,754.38 | \$8.004 /CCF | \$0.041 /SqFt |
| Totals: | | 135,848 KBtu | 1.172 KBtu/SqFt | \$11,995.07 | | |

Energy

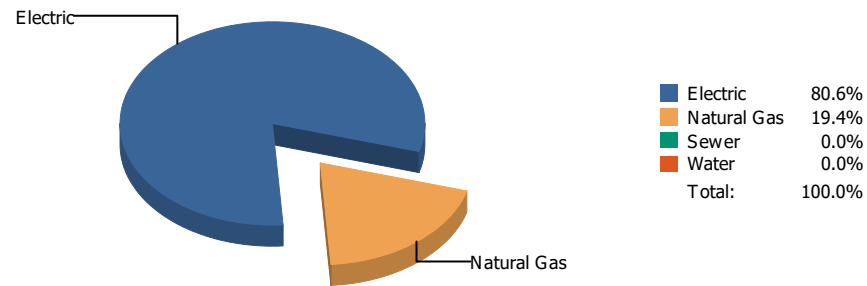


Cost

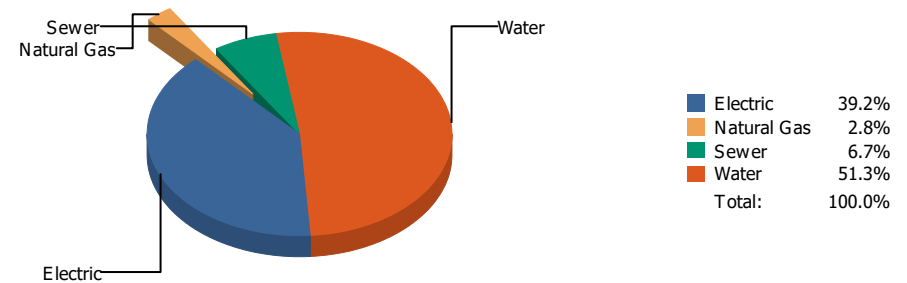


| Commodity | Common Use | Energy Use | Energy Use / Area | Total Cost | Cost / Unit | Cost / Area |
|---------------------------------------|---------------|---------------------|------------------------|-------------------|--------------|---------------|
| Place: [RIVERA] RIVERA 156 [BUILDING] | | | | | | |
| Area: 77,562 SqFt | | | | | | |
| Billing Period: Oct 2020 | | | | | | |
| ELECTRIC | 38,187.00 kWh | 130,294 KBtu | 1.680 KBtu/SqFt | \$5,883.07 | \$0.154 /kWh | \$0.076 /SqFt |
| NATURALGAS | 152.00 CCF | 15,656 KBtu | 0.202 KBtu/SqFt | \$386.79 | \$2.545 /CCF | \$0.005 /SqFt |
| SEWER | 95.00 CCF | | | \$544.77 | \$5.734 /CCF | \$0.007 /SqFt |
| WATER | 479.00 CCF | | | \$2,928.21 | \$6.113 /CCF | \$0.038 /SqFt |
| Totals: | | 145,950 KBtu | 1.882 KBtu/SqFt | \$9,742.84 | | |

Energy

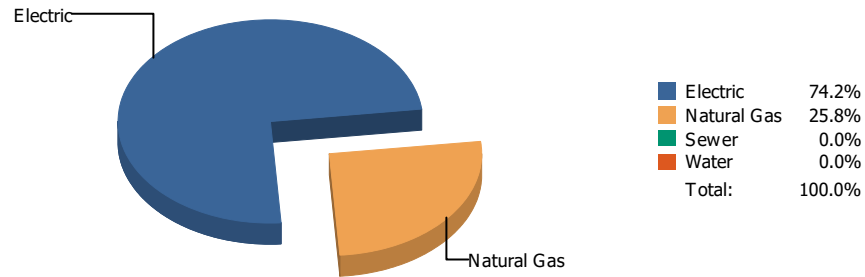


Cost

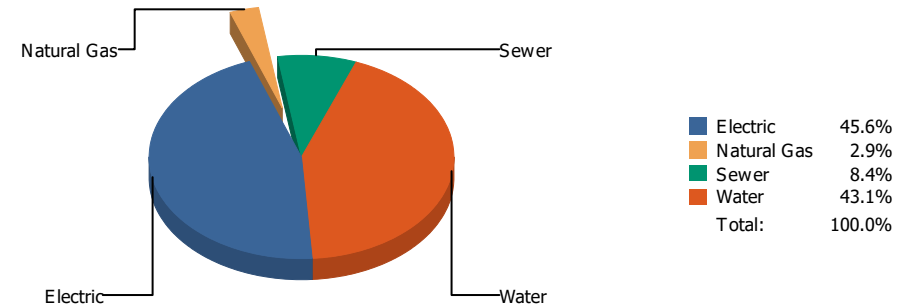


| Commodity | Common Use | Energy Use | Energy Use / Area | Total Cost | Cost / Unit | Cost / Area |
|---|---------------|--------------------|------------------------|-------------------|--------------|---------------|
| Place: [ROBERTS] ROBERTS 136 [BUILDING] | | | | | | |
| Area: 81,457 SqFt | | | | | | |
| Billing Period: Oct 2020 | | | | | | |
| ELECTRIC | 21,040.00 kWh | 71,788 KBtu | 0.881 KBtu/SqFt | \$3,267.03 | \$0.155 /kWh | \$0.040 /SqFt |
| NATURALGAS | 168.00 CCF | 17,304 KBtu | 0.212 KBtu/SqFt | \$230.21 | \$1.370 /CCF | \$0.003 /SqFt |
| SEWER | 152.00 CCF | | | \$562.12 | \$3.698 /CCF | \$0.007 /SqFt |
| WATER | 738.00 CCF | | | \$4,269.76 | \$5.786 /CCF | \$0.052 /SqFt |
| Totals: | | 89,092 KBtu | 1.094 KBtu/SqFt | \$8,329.12 | | |

Energy

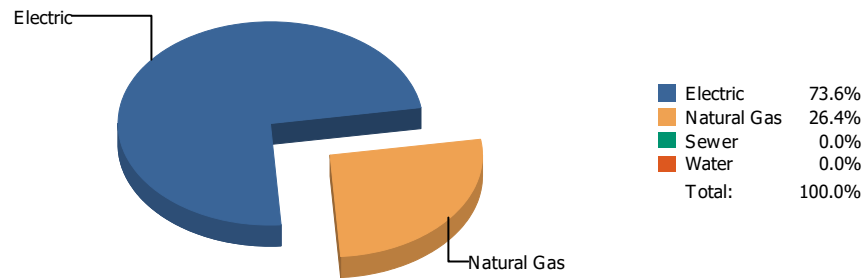


Cost

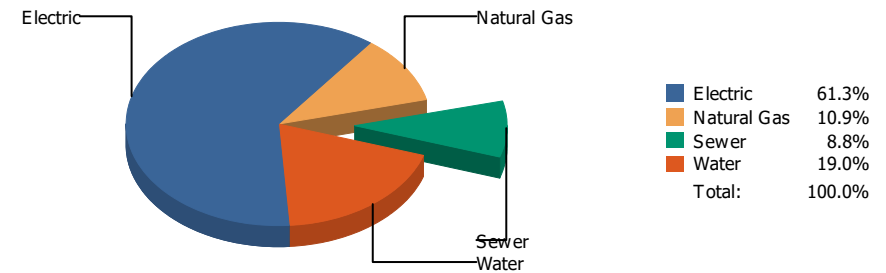


| Commodity | Common Use | Energy Use | Energy Use / Area | Total Cost | Cost / Unit | Cost / Area |
|---|---------------|---------------------|------------------------|--------------------|--------------|---------------|
| Place: [ROSS] ROSS 042 [BUILDING] Area: 131,497 SqFt Billing Period: Oct 2020 | | | | | | |
| ELECTRIC | 26,424.00 kWh | 90,159 KBtu | 0.686 KBtu/SqFt | \$4,581.28 | \$0.173 /kWh | \$0.035 /SqFt |
| NATURALGAS | 305.00 CCF | 31,415 KBtu | 0.239 KBtu/SqFt | \$286.23 | \$0.938 /CCF | \$0.002 /SqFt |
| SEWER | 282.00 CCF | | | \$842.92 | \$2.989 /CCF | \$0.006 /SqFt |
| WATER | 939.00 CCF | | | \$4,330.09 | \$4.611 /CCF | \$0.033 /SqFt |
| Totals: | | 121,574 KBtu | 0.925 KBtu/SqFt | \$10,040.52 | | |

Energy

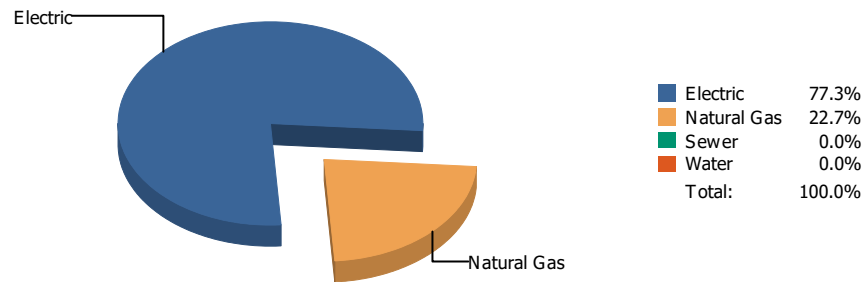


Cost

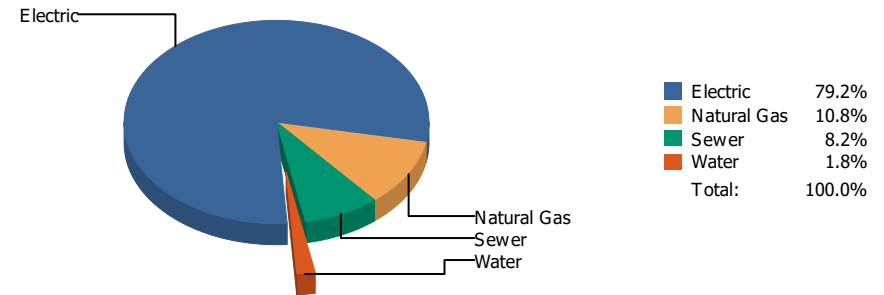


| Commodity | Common Use | Energy Use | Energy Use / Area | Total Cost | Cost / Unit | Cost / Area |
|--|---------------|--------------------|------------------------|-------------------|--------------|---------------|
| Place: [RUSK] RUSK 138 [BUILDING] Area: 67,240 SqFt Billing Period: Oct 2020 | | | | | | |
| ELECTRIC | 14,256.00 kWh | 48,641 KBtu | 0.723 KBtu/SqFt | \$2,214.01 | \$0.155 /kWh | \$0.033 /SqFt |
| NATURALGAS | 169.00 CCF | 17,407 KBtu | 0.259 KBtu/SqFt | \$393.60 | \$2.329 /CCF | \$0.006 /SqFt |
| SEWER | 50.00 CCF | | | \$319.54 | \$6.391 /CCF | \$0.005 /SqFt |
| WATER | 140.00 CCF | | | \$685.00 | \$4.893 /CCF | \$0.010 /SqFt |
| Totals: | | 66,048 KBtu | 0.982 KBtu/SqFt | \$3,612.15 | | |

Energy



Cost



| Commodity | Common Use | Energy Use | Energy Use / Area | Total Cost | Cost / Unit | Cost / Area |
|---|--------------|--------------------|------------------------|-------------------|---------------|---------------|
| Place: [SAN-JAC] SAN JACINTO 139 [BUILDING] | | | | | | |
| Area: 29,589 SqFt | | | | | | |
| Billing Period: Oct 2020 | | | | | | |
| ELECTRIC | 3,700.00 kWh | 12,624 KBtu | 0.427 KBtu/SqFt | \$1,307.88 | \$0.353 /kWh | \$0.044 /SqFt |
| NATURALGAS | 36.00 CCF | 3,708 KBtu | 0.125 KBtu/SqFt | \$177.82 | \$4.939 /CCF | \$0.006 /SqFt |
| SEWER | 14.00 CCF | | | \$136.01 | \$9.715 /CCF | \$0.005 /SqFt |
| WATER | 2.00 CCF | | | \$29.87 | \$14.935 /CCF | \$0.001 /SqFt |
| Totals: | | 16,332 KBtu | 0.552 KBtu/SqFt | \$1,651.58 | | |

Energy

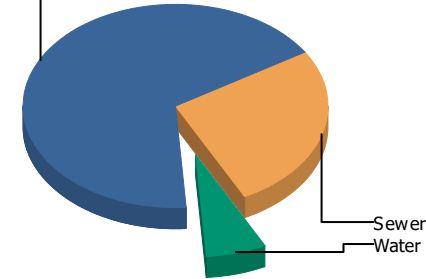
Electric



■ Electric 100.0%
 ■ Sewer 0.0%
 ■ Water 0.0%
 Total: 100.0%

Cost

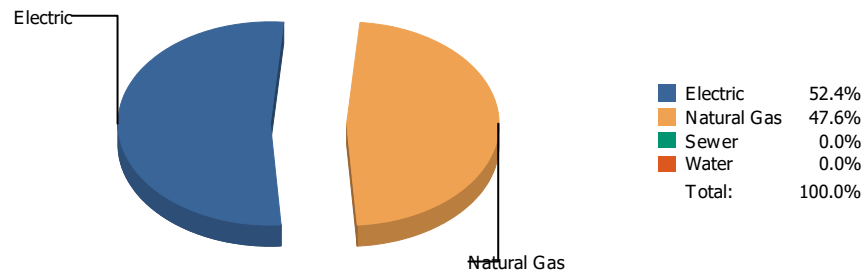
Electric



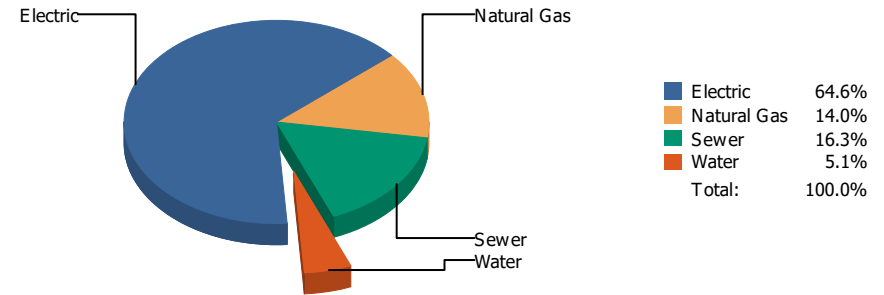
■ Electric 67.2%
 ■ Sewer 26.5%
 ■ Water 6.3%
 Total: 100.0%

| Commodity | Common Use | Energy Use | Energy Use / Area | Total Cost | Cost / Unit | Cost / Area |
|---|------------|-----------------|------------------------|-----------------|--------------|---------------|
| Place: [SCHUSTER] SCHUSTER 140 [BUILDING] | | | | | | |
| Area: 34,371 SqFt | | | | | | |
| Billing Period: Oct 2020 | | | | | | |
| ELECTRIC | 175.00 kWh | 597 KBtu | 0.017 KBtu/SqFt | \$267.97 | \$1.531 /kWh | \$0.008 /SqFt |
| SEWER | | | | \$105.77 | | \$0.003 /SqFt |
| WATER | | | | \$25.17 | | \$0.001 /SqFt |
| Totals: | | 597 KBtu | 0.017 KBtu/SqFt | \$398.91 | | |

Energy

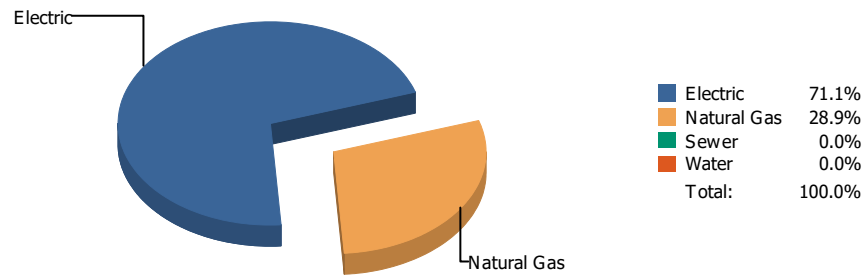


Cost

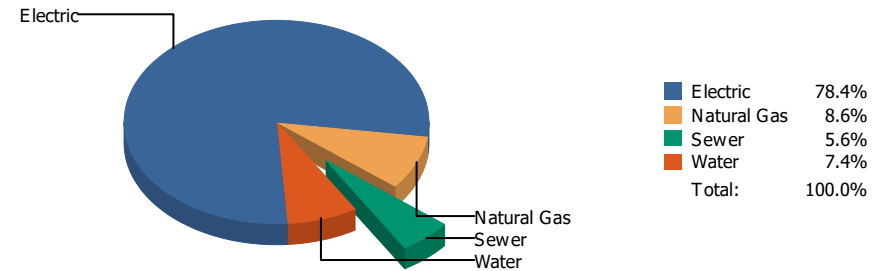


| Commodity | Common Use | Energy Use | Energy Use / Area | Total Cost | Cost / Unit | Cost / Area |
|---|--------------|--------------------|------------------------|-------------------|--------------|---------------|
| Place: [STANTON] STANTON 141 [BUILDING] Area: 75,957 SqFt Billing Period: Oct 2020 | | | | | | |
| ELECTRIC | 9,194.00 kWh | 31,370 KBtu | 0.413 KBtu/SqFt | \$2,023.53 | \$0.220 /kWh | \$0.027 /SqFt |
| NATURALGAS | 277.00 CCF | 28,531 KBtu | 0.376 KBtu/SqFt | \$436.79 | \$1.577 /CCF | \$0.006 /SqFt |
| SEWER | 149.00 CCF | | | \$511.67 | \$3.434 /CCF | \$0.007 /SqFt |
| WATER | 23.00 CCF | | | \$158.13 | \$6.875 /CCF | \$0.002 /SqFt |
| Totals: | | 59,901 KBtu | 0.789 KBtu/SqFt | \$3,130.12 | | |

Energy



Cost

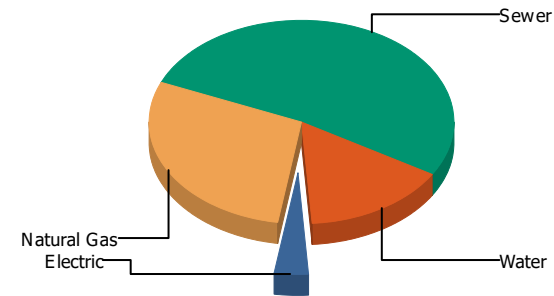


| Commodity | Common Use | Energy Use | Energy Use / Area | Total Cost | Cost / Unit | Cost / Area |
|---|---------------|---------------------|------------------------|-------------------|--------------|---------------|
| Place: [SUNSET-HIGH_1] SUNSET HIGH SCHOOL [BUILDING] | | | | | | |
| Area: 33,263 SqFt | | | | | | |
| Billing Period: Oct 2020 | | | | | | |
| ELECTRIC | 22,800.00 kWh | 77,794 KBtu | 2.339 KBtu/SqFt | \$2,593.80 | \$0.114 /kWh | \$0.078 /SqFt |
| NATURALGAS | 307.00 CCF | 31,621 KBtu | 0.951 KBtu/SqFt | \$285.84 | \$0.931 /CCF | \$0.009 /SqFt |
| SEWER | 37.00 CCF | | | \$185.69 | \$5.019 /CCF | \$0.006 /SqFt |
| WATER | 54.00 CCF | | | \$244.85 | \$4.534 /CCF | \$0.007 /SqFt |
| Totals: | | 109,415 KBtu | 3.289 KBtu/SqFt | \$3,310.18 | | |

Energy

Cost

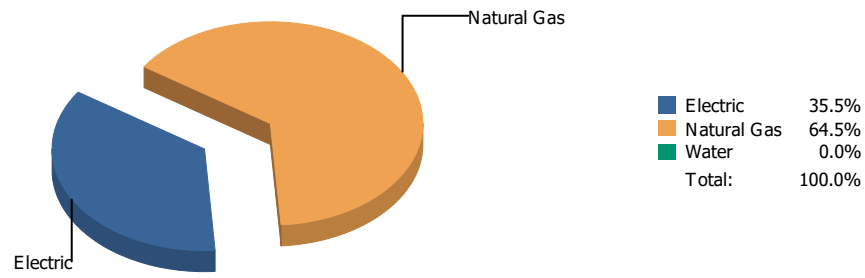
| | |
|-------------|--------|
| Electric | 0.0% |
| Natural Gas | 0.0% |
| Sewer | 0.0% |
| Water | 0.0% |
| Total: | 100.0% |



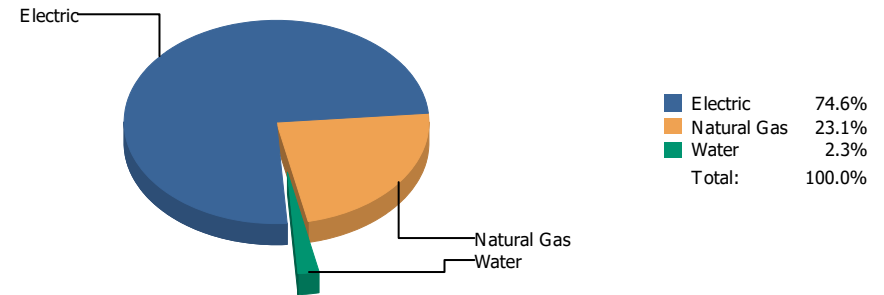
| | |
|-------------|--------|
| Electric | 3.7% |
| Natural Gas | 28.9% |
| Sewer | 52.2% |
| Water | 15.2% |
| Total: | 100.0% |

| Commodity | Common Use | Energy Use | Energy Use / Area | Total Cost | Cost / Unit | Cost / Area |
|--|------------|------------|-------------------|-----------------|---------------|---------------|
| Place: [TELLES] R. TELLES ACADEMY 027 [BUILDING] | | | | | | |
| Area: 38,000 SqFt | | | | | | |
| Billing Period: Oct 2020 | | | | | | |
| ELECTRIC | | | | \$20.99 | | \$0.001 /SqFt |
| NATURALGAS | | | | \$162.96 | | \$0.004 /SqFt |
| SEWER | 28.00 CCF | | | \$294.28 | \$10.510 /CCF | \$0.008 /SqFt |
| WATER | | | | \$85.95 | | \$0.002 /SqFt |
| Totals: | | | | \$564.18 | | |

Energy

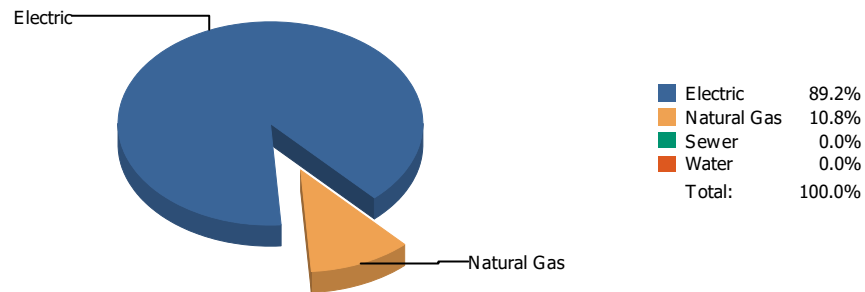


Cost

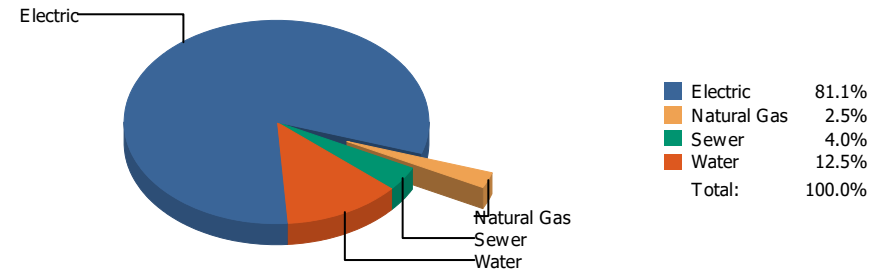


| Commodity | Common Use | Energy Use | Energy Use / Area | Total Cost | Cost / Unit | Cost / Area |
|---|---------------|---------------------|------------------------|-------------------|--------------|---------------|
| Place: [TERRACE] TERRACE HILLS 048 [BUILDING] | | | | | | |
| Area: 138,021 SqFt | | | | | | |
| Billing Period: Oct 2020 | | | | | | |
| ELECTRIC | 10,800.00 kWh | 36,850 KBtu | 0.267 KBtu/SqFt | \$1,896.13 | \$0.176 /kWh | \$0.014 /SqFt |
| NATURALGAS | 650.00 CCF | 66,950 KBtu | 0.485 KBtu/SqFt | \$586.11 | \$0.902 /CCF | \$0.004 /SqFt |
| WATER | | | | \$59.49 | | \$0.000 /SqFt |
| Totals: | | 103,800 KBtu | 0.752 KBtu/SqFt | \$2,541.73 | | |

Energy

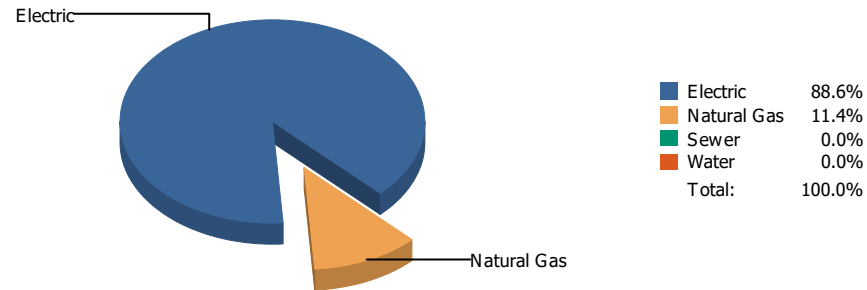


Cost

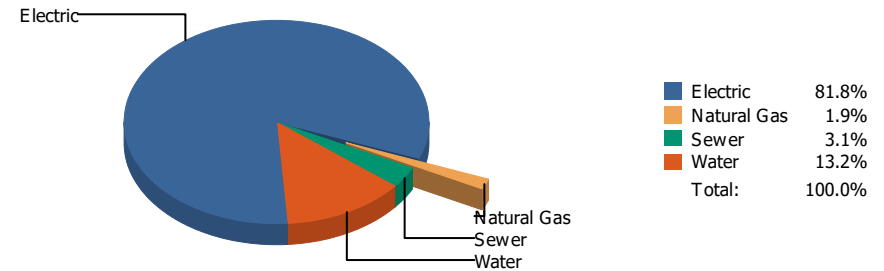


| Commodity | Common Use | Energy Use | Energy Use / Area | Total Cost | Cost / Unit | Cost / Area |
|--|---------------|---------------------|------------------------|--------------------|--------------|---------------|
| Place: [TIPPENELEMENTARY] TIPPIN ELEMENTARY 168 [BUILDING] | | | | | | |
| Area: 88,360 SqFt | | | | | | |
| Billing Period: Oct 2020 | | | | | | |
| ELECTRIC | 58,920.00 kWh | 201,035 KBtu | 2.275 KBtu/SqFt | \$8,514.02 | \$0.145 /kWh | \$0.096 /SqFt |
| NATURALGAS | 236.00 CCF | 24,308 KBtu | 0.275 KBtu/SqFt | \$257.43 | \$1.091 /CCF | \$0.003 /SqFt |
| SEWER | 85.00 CCF | | | \$417.40 | \$4.911 /CCF | \$0.005 /SqFt |
| WATER | 248.00 CCF | | | \$1,308.06 | \$5.274 /CCF | \$0.015 /SqFt |
| Totals: | | 225,343 KBtu | 2.550 KBtu/SqFt | \$10,496.91 | | |

Energy

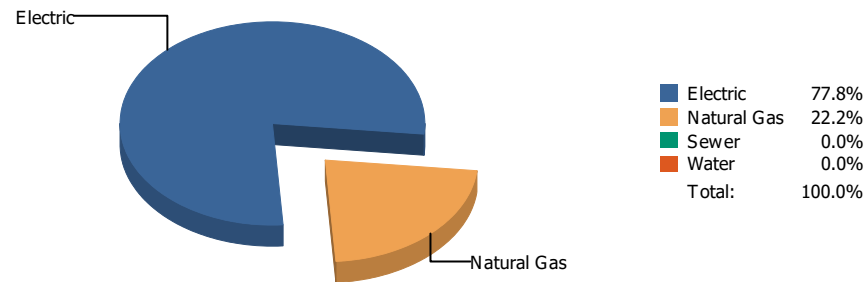


Cost

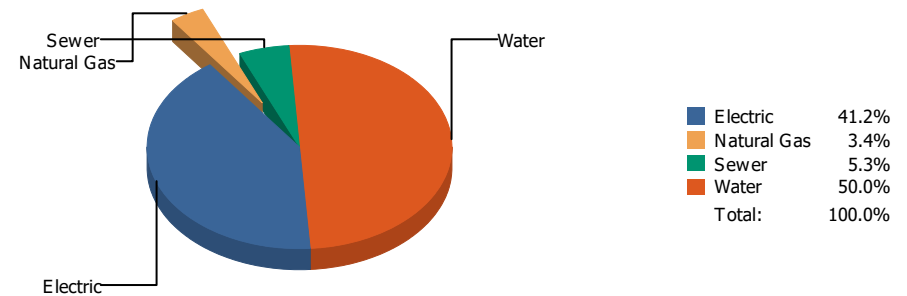


| Commodity | Common Use | Energy Use | Energy Use / Area | Total Cost | Cost / Unit | Cost / Area |
|--|---------------|---------------------|------------------------|--------------------|--------------|---------------|
| Place: [TOMLEA_2] TOM LEA 178 [BUILDING] | | | | | | |
| Area: 88,828 SqFt | | | | | | |
| Billing Period: Oct 2020 | | | | | | |
| ELECTRIC | 47,400.00 kWh | 161,729 KBtu | 1.821 KBtu/SqFt | \$10,349.38 | \$0.218 /kWh | \$0.116 /SqFt |
| NATURALGAS | 203.00 CCF | 20,909 KBtu | 0.235 KBtu/SqFt | \$244.25 | \$1.203 /CCF | \$0.003 /SqFt |
| SEWER | 72.00 CCF | | | \$389.32 | \$5.407 /CCF | \$0.004 /SqFt |
| WATER | 254.00 CCF | | | \$1,667.81 | \$6.566 /CCF | \$0.019 /SqFt |
| Totals: | | 182,638 KBtu | 2.056 KBtu/SqFt | \$12,650.76 | | |

Energy

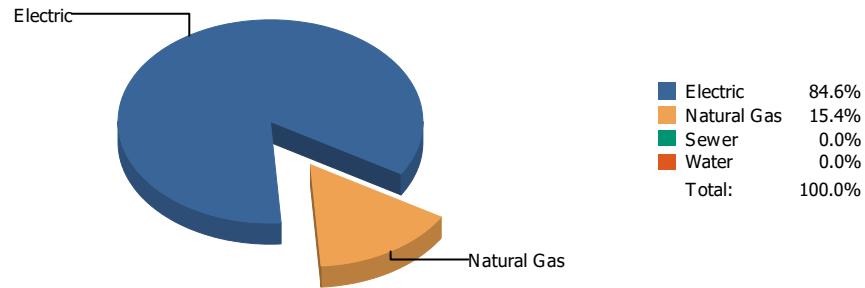


Cost

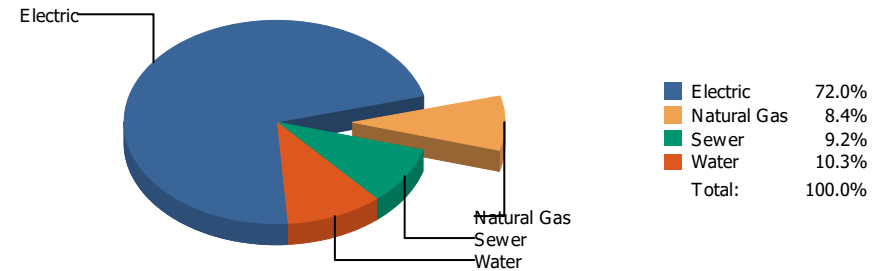


| Commodity | Common Use | Energy Use | Energy Use / Area | Total Cost | Cost / Unit | Cost / Area |
|--|---------------|--------------------|------------------------|-------------------|--------------|---------------|
| Place: [TRAVIS] TRAVIS 143 [BUILDING] Area: 78,925 SqFt Billing Period: Oct 2020 | | | | | | |
| ELECTRIC | 13,443.00 kWh | 45,868 KBtu | 0.581 KBtu/SqFt | \$2,574.76 | \$0.192 /kWh | \$0.033 /SqFt |
| NATURALGAS | 127.00 CCF | 13,081 KBtu | 0.166 KBtu/SqFt | \$213.81 | \$1.684 /CCF | \$0.003 /SqFt |
| SEWER | 66.00 CCF | | | \$332.39 | \$5.036 /CCF | \$0.004 /SqFt |
| WATER | 443.00 CCF | | | \$3,121.68 | \$7.047 /CCF | \$0.040 /SqFt |
| Totals: | | 58,949 KBtu | 0.747 KBtu/SqFt | \$6,242.64 | | |

Energy

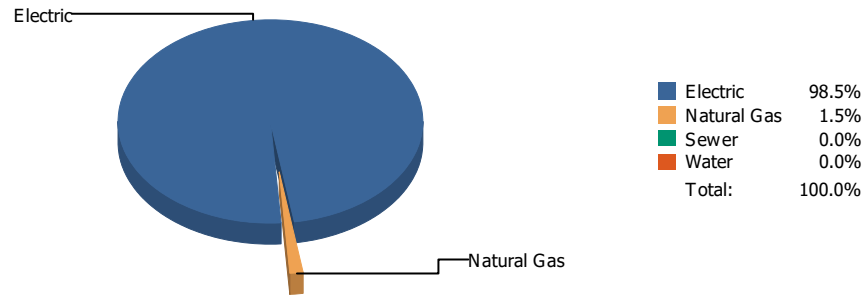


Cost

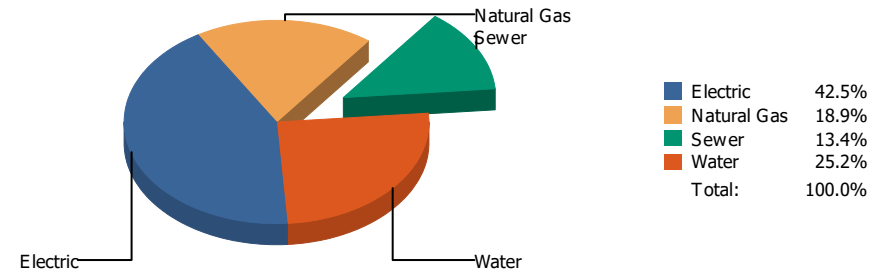


| Commodity | Common Use | Energy Use | Energy Use / Area | Total Cost | Cost / Unit | Cost / Area |
|--|---------------|---------------------|------------------------|-------------------|--------------|---------------|
| Place: [VILAS] VILAS 144 [BUILDING] Area: 66,992 SqFt Billing Period: Oct 2020 | | | | | | |
| ELECTRIC | 24,865.00 kWh | 84,839 KBtu | 1.266 KBtu/SqFt | \$4,683.34 | \$0.188 /kWh | \$0.070 /SqFt |
| NATURALGAS | 150.00 CCF | 15,450 KBtu | 0.231 KBtu/SqFt | \$548.97 | \$3.660 /CCF | \$0.008 /SqFt |
| SEWER | 82.00 CCF | | | \$600.20 | \$7.320 /CCF | \$0.009 /SqFt |
| WATER | 121.00 CCF | | | \$673.06 | \$5.562 /CCF | \$0.010 /SqFt |
| Totals: | | 100,289 KBtu | 1.497 KBtu/SqFt | \$6,505.57 | | |

Energy



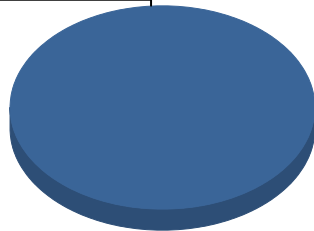
Cost



| Commodity | Common Use | Energy Use | Energy Use / Area | Total Cost | Cost / Unit | Cost / Area |
|---|--------------|--------------------|------------------------|-------------------|----------------|---------------|
| Place: [WAINWRIG] WAINWRIGHT 145 [BUILDING] | | | | | | |
| Area: 38,227 SqFt | | | | | | |
| Billing Period: Oct 2020 | | | | | | |
| ELECTRIC | 6,091.00 kWh | 20,782 KBtu | 0.544 KBtu/SqFt | \$734.33 | \$0.121 /kWh | \$0.019 /SqFt |
| NATURALGAS | 3.00 CCF | 309 KBtu | 0.008 KBtu/SqFt | \$327.12 | \$109.040 /CCF | \$0.008 /SqFt |
| SEWER | 9.00 CCF | | | \$230.98 | \$25.664 /CCF | \$0.006 /SqFt |
| WATER | 78.00 CCF | | | \$435.35 | \$5.581 /CCF | \$0.011 /SqFt |
| Totals: | | 21,091 KBtu | 0.552 KBtu/SqFt | \$1,727.78 | | |

Energy

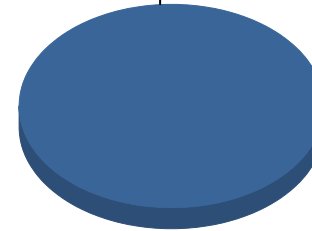
Electric



■ Electric 100.0%
Total: 100.0%

Cost

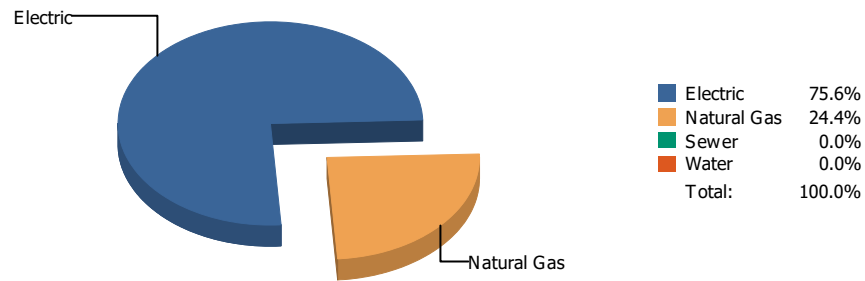
Electric



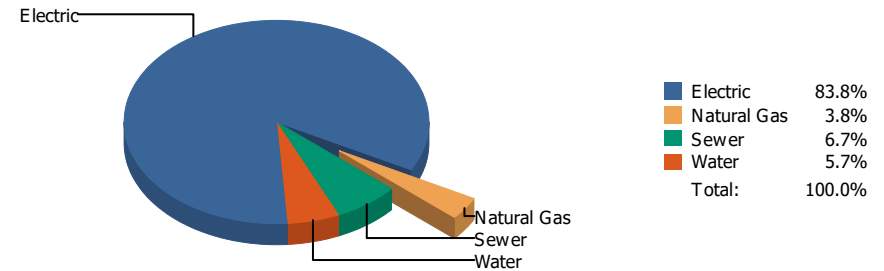
■ Electric 100.0%
Total: 100.0%

| Commodity | Common Use | Energy Use | Energy Use / Area | Total Cost | Cost / Unit | Cost / Area |
|--|--------------|-------------------|------------------------|-----------------|--------------|---------------|
| Place: [WESTSIDE] WESTSIDE TRANSPORTATION 951 [BUILDING] | | | | | | |
| Area: 4,040 SqFt | | | | | | |
| Billing Period: Oct 2020 | | | | | | |
| ELECTRIC | 2,628.00 kWh | 8,967 KBtu | 2.219 KBtu/SqFt | \$332.34 | \$0.126 /kWh | \$0.082 /SqFt |
| Totals: | | 8,967 KBtu | 2.219 KBtu/SqFt | \$332.34 | | |

Energy

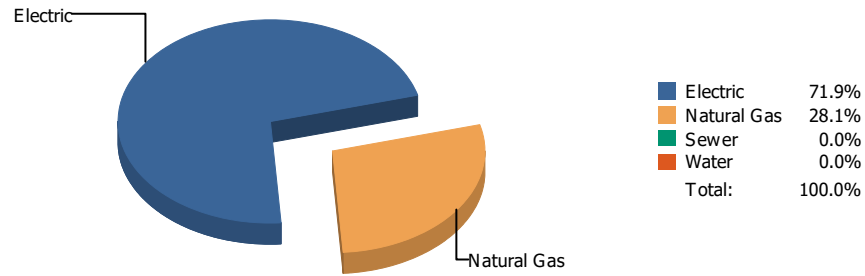


Cost

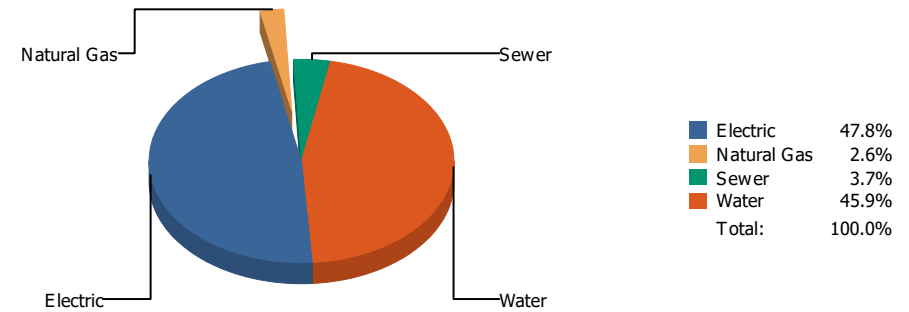


| Commodity | Common Use | Energy Use | Energy Use / Area | Total Cost | Cost / Unit | Cost / Area |
|---|---------------|---------------------|------------------------|-------------------|---------------|---------------|
| Place: [W-HILLS] WESTERN HILLS 146 [BUILDING] | | | | | | |
| Area: 77,753 SqFt | | | | | | |
| Billing Period: Oct 2020 | | | | | | |
| ELECTRIC | 33,360.00 kWh | 113,824 KBtu | 1.464 KBtu/SqFt | \$6,664.64 | \$0.200 /kWh | \$0.086 /SqFt |
| NATURALGAS | 357.00 CCF | 36,771 KBtu | 0.473 KBtu/SqFt | \$305.93 | \$0.857 /CCF | \$0.004 /SqFt |
| SEWER | 81.00 CCF | | | \$535.07 | \$6.606 /CCF | \$0.007 /SqFt |
| WATER | 26.00 CCF | | | \$451.70 | \$17.373 /CCF | \$0.006 /SqFt |
| Totals: | | 150,595 KBtu | 1.937 KBtu/SqFt | \$7,957.34 | | |

Energy

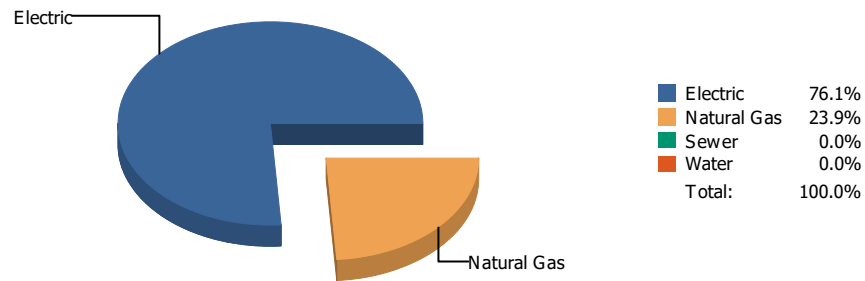


Cost

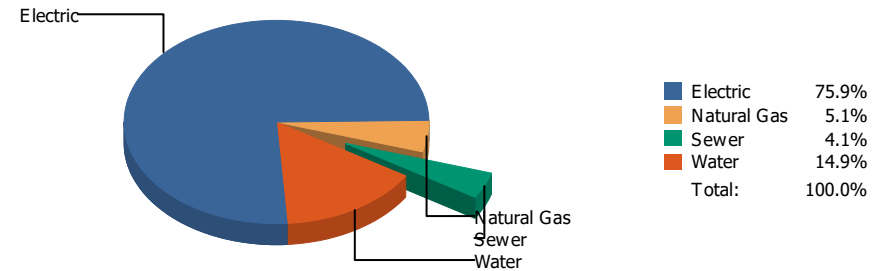


| Commodity | Common Use | Energy Use | Energy Use / Area | Total Cost | Cost / Unit | Cost / Area |
|---|---------------|---------------------|------------------------|--------------------|--------------|---------------|
| Place: [WHITAKER] WHITAKER 153 [BUILDING] | | | | | | |
| Area: 89,458 SqFt | | | | | | |
| Billing Period: Oct 2020 | | | | | | |
| ELECTRIC | 29,400.00 kWh | 100,313 KBtu | 1.121 KBtu/SqFt | \$5,736.17 | \$0.195 /kWh | \$0.064 /SqFt |
| NATURALGAS | 380.00 CCF | 39,140 KBtu | 0.438 KBtu/SqFt | \$315.13 | \$0.829 /CCF | \$0.004 /SqFt |
| SEWER | 48.00 CCF | | | \$443.25 | \$9.234 /CCF | \$0.005 /SqFt |
| WATER | 1,567.00 CCF | | | \$5,515.96 | \$3.520 /CCF | \$0.061 /SqFt |
| Totals: | | 139,453 KBtu | 1.559 KBtu/SqFt | \$12,010.51 | | |

Energy

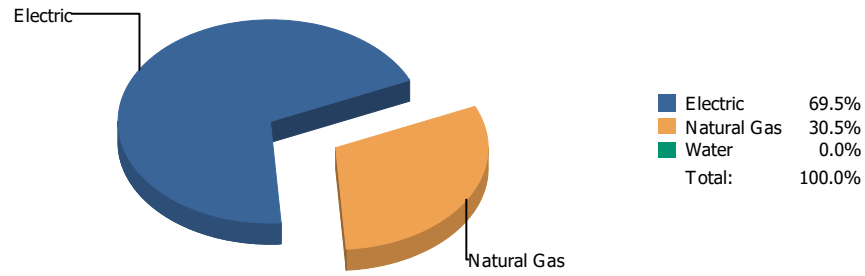


Cost

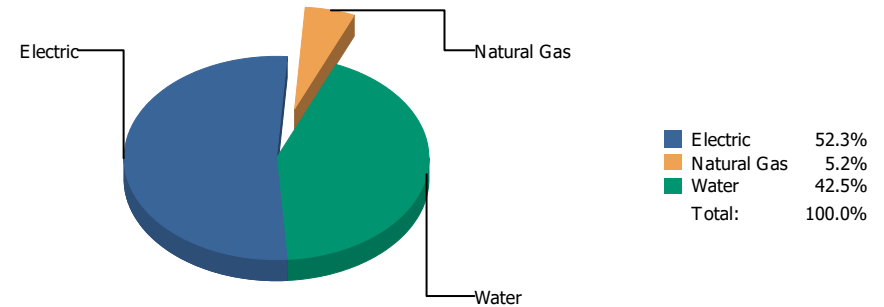


| Commodity | Common Use | Energy Use | Energy Use / Area | Total Cost | Cost / Unit | Cost / Area |
|---|---------------|---------------------|------------------------|-------------------|--------------|---------------|
| Place: [WHITE] ZACH WHITE ELEMENTARY NEW-1997 [BUILDING] | | | | | | |
| Area: 92,458 SqFt | | | | | | |
| Billing Period: Oct 2020 | | | | | | |
| ELECTRIC | 36,600.00 kWh | 124,879 KBtu | 1.351 KBtu/SqFt | \$7,142.47 | \$0.195 /kWh | \$0.077 /SqFt |
| NATURALGAS | 381.00 CCF | 39,243 KBtu | 0.424 KBtu/SqFt | \$478.32 | \$1.255 /CCF | \$0.005 /SqFt |
| SEWER | 82.00 CCF | | | \$388.66 | \$4.740 /CCF | \$0.004 /SqFt |
| WATER | 333.00 CCF | | | \$1,404.70 | \$4.218 /CCF | \$0.015 /SqFt |
| Totals: | | 164,122 KBtu | 1.775 KBtu/SqFt | \$9,414.15 | | |

Energy



Cost



| Commodity | Common Use | Energy Use | Energy Use / Area | Total Cost | Cost / Unit | Cost / Area |
|---|---------------|---------------------|------------------------|-------------------|--------------|---------------|
| Place: [WIGGS] WIGGS 052 [BUILDING] Area: 110,689 SqFt Billing Period: Oct 2020 | | | | | | |
| ELECTRIC | 23,280.00 kWh | 79,431 KBtu | 0.718 KBtu/SqFt | \$3,008.81 | \$0.129 /kWh | \$0.027 /SqFt |
| NATURALGAS | 338.00 CCF | 34,814 KBtu | 0.315 KBtu/SqFt | \$298.32 | \$0.883 /CCF | \$0.003 /SqFt |
| WATER | 412.00 CCF | | | \$2,441.30 | \$5.925 /CCF | \$0.022 /SqFt |
| Totals: | | 114,245 KBtu | 1.032 KBtu/SqFt | \$5,748.43 | | |

Energy

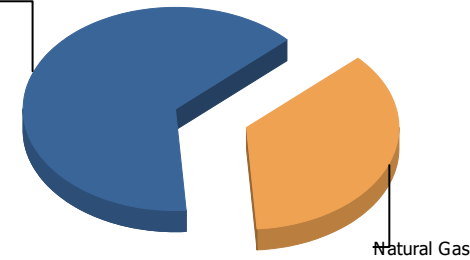
Electric



Electric 100.0%
 Natural Gas 0.0%
 Total: 100.0%

Cost

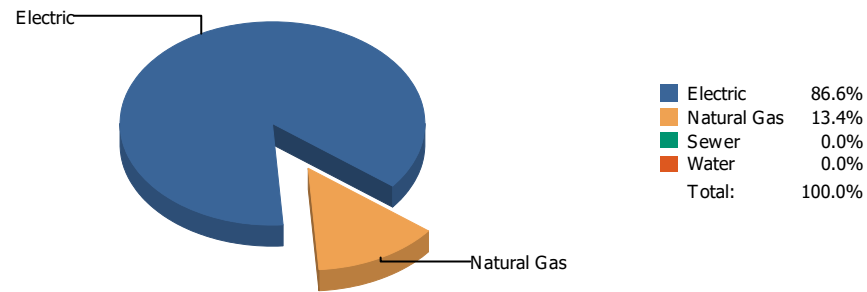
Electric



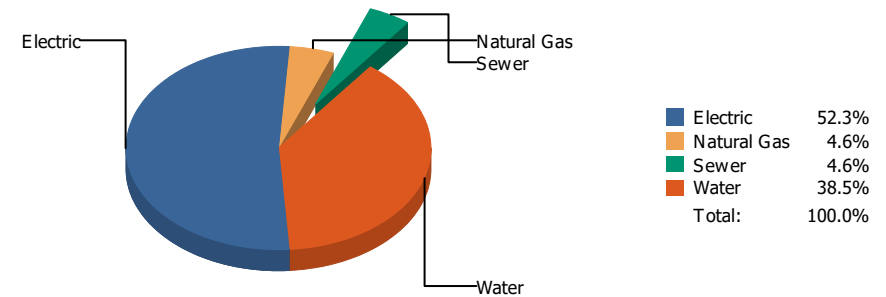
Electric 64.1%
 Natural Gas 35.9%
 Total: 100.0%

| Commodity | Common Use | Energy Use | Energy Use / Area | Total Cost | Cost / Unit | Cost / Area |
|--|------------|-------------------|-------------------|-----------------|--------------|-------------|
| Place: [ZANEGREYWAREHOUSE] ZANE GREY WAREHOUSE [BUILDING] | | | | | | |
| Area: 0 SqFt | | | | | | |
| Billing Period: Oct 2020 | | | | | | |
| ELECTRIC | 743.00 kWh | 2,535 KBtu | | \$290.83 | \$0.391 /kWh | |
| NATURALGAS | | | | \$162.96 | | |
| Totals: | | 2,535 KBtu | | \$453.79 | | |

Energy

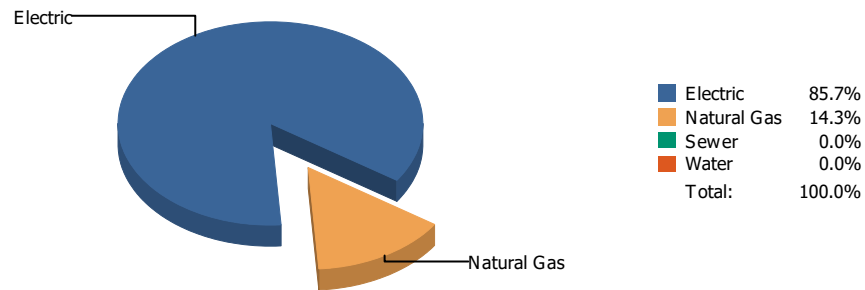


Cost

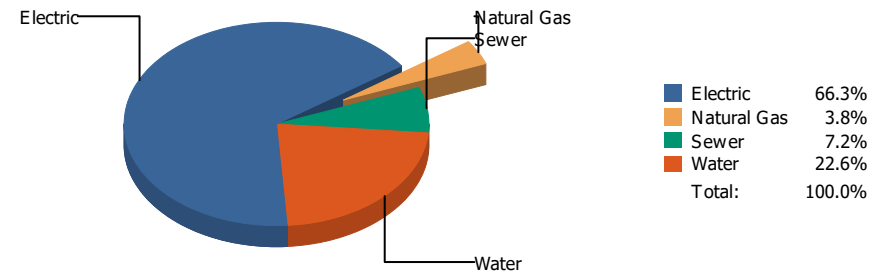


| Commodity | Common Use | Energy Use | Energy Use / Area | Total Cost | Cost / Unit | Cost / Area |
|---------------------------------------|---------------|--------------------|------------------------|-------------------|--------------|---------------|
| Place: [ZAVALA] ZAVALA 148 [BUILDING] | | | | | | |
| Area: 53,356 SqFt | | | | | | |
| Billing Period: Oct 2020 | | | | | | |
| ELECTRIC | 15,431.00 kWh | 52,651 KBtu | 0.987 KBtu/SqFt | \$2,207.98 | \$0.143 /kWh | \$0.041 /SqFt |
| NATURALGAS | 79.00 CCF | 8,137 KBtu | 0.153 KBtu/SqFt | \$194.88 | \$2.467 /CCF | \$0.004 /SqFt |
| SEWER | 40.00 CCF | | | \$192.17 | \$4.804 /CCF | \$0.004 /SqFt |
| WATER | 232.00 CCF | | | \$1,622.92 | \$6.995 /CCF | \$0.030 /SqFt |
| Totals: | | 60,788 KBtu | 1.139 KBtu/SqFt | \$4,217.95 | | |

Energy



Cost



| Commodity | Common Use | Energy Use | Energy Use / Area | Total Cost | Cost / Unit | Cost / Area |
|---------------------------------|------------------|------------------------|------------------------|---------------------|--------------|---------------|
| Place Summary Report | | | | | | |
| Area: 10,731,292 SqFt | | | | | | |
| Billing Period: Oct 2020 | | | | | | |
| ELECTRIC | 3,782,001.00 kWh | 12,904,187 KBtu | 1.202 KBtu/SqFt | \$614,703.43 | \$0.163 /kWh | \$0.055 /SqFt |
| NATURALGAS | 20,951.00 CCF | 2,157,953 KBtu | 0.201 KBtu/SqFt | \$35,388.62 | \$1.689 /CCF | \$0.003 /SqFt |
| SEWER | 17,353.00 CCF | | | \$66,872.12 | \$3.854 /CCF | \$0.006 /SqFt |
| WATER | 45,318.00 CCF | | | \$209,686.79 | \$4.627 /CCF | \$0.020 /SqFt |
| Totals: | | 15,062,140 KBtu | 1.403 KBtu/SqFt | \$926,650.96 | | |

* Please note per area calculations only include buildings with a floor area greater than 0.

Requested by: eagarci2

Client version:

Report version: 9

Filters: Meters in Building Name: Not one of ZACH WHITE MODULAR SCHOOL 147;START SCHOOL EARLY 1 DAY VALUE;STADIUM RATE CHANGES;SKY PARK IB1;SKY PARK I 200;SKY PARK;ROOSEVELT 137;REMCON COTTAGES;PARKDALE COTTAGES 957;NORTHEAST BOOK DEPOSITORY 814;NEW COMPUTERS SINCE JUNE 1990;Lighting;HERCULES COTTAGES 141A;CANYON HILLS PORTABLES;Butterfield Trail Warehouse;BRANON COTTAGES 955 ;BLUE FLAME BLDG.;BARCELONA COTTAGES;ALL REFUNDS AND REBATES; ; Bill is Void Equals 0; Account is Active Equals 1; Bill is from External Vendor Equals 1; ; Billing Period Equals Oct 2020

Record count: 0