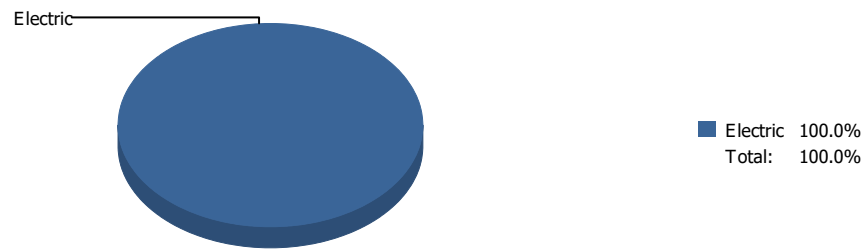
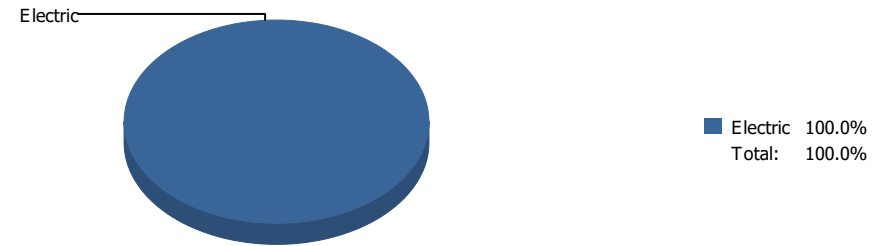


### Energy

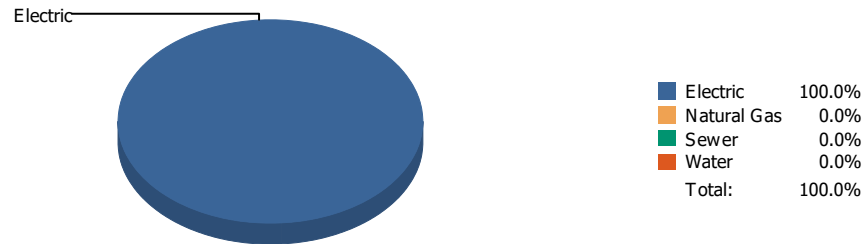


### Cost

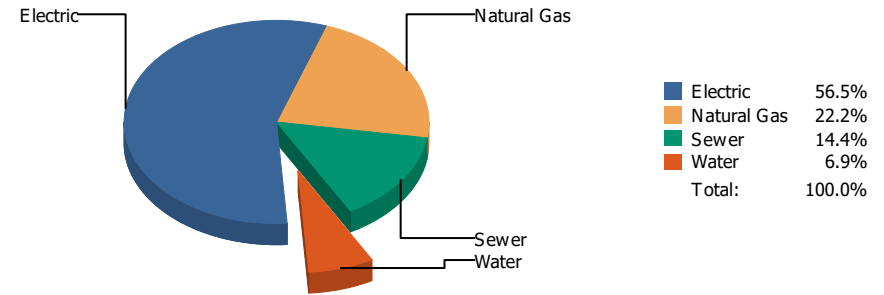


Commodity	Common Use	Energy Use	Energy Use / Area	Total Cost	Cost / Unit	Cost / Area
<b>Place: [ALAMO] ALAMO      101 [BUILDING]</b> <b>Area: 58,978 SqFt</b> <b>Billing Period: Jan 2021</b>						
ELECTRIC	2,800.00 kWh	9,554 KBtu	0.162 KBtu/SqFt	\$292.01	\$0.104 /kWh	\$0.005 /SqFt
<b>Totals:</b>		<b>9,554 KBtu</b>	<b>0.162 KBtu/SqFt</b>	<b>\$292.01</b>		

## Energy

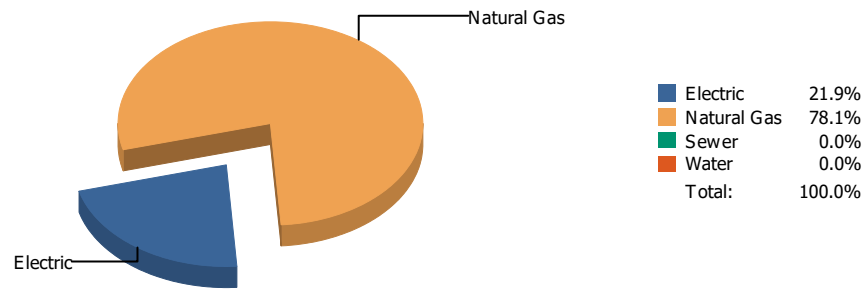


## Cost

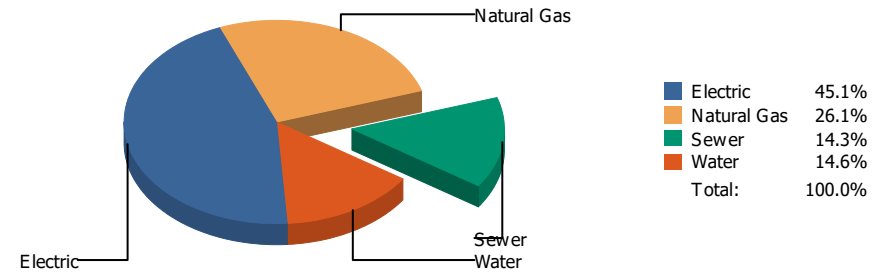


Commodity	Common Use	Energy Use	Energy Use / Area	Total Cost	Cost / Unit	Cost / Area
Place: [ALTA] ALTA VISTA 102 [BUILDING]						
Area: 68,463 SqFt						
Billing Period: Jan 2021						
ELECTRIC	6,300.00 kWh	21,496 KBtu	0.314 KBtu/SqFt	\$415.09	\$0.066 /kWh	\$0.006 /SqFt
NATURALGAS	0.00 CCF	0 KBtu	0.000 KBtu/SqFt	\$162.96	\$0.000 /CCF	\$0.002 /SqFt
SEWER	0.00 CCF			\$105.77	\$0.000 /CCF	\$0.002 /SqFt
WATER	0.00 CCF			\$50.91	\$0.000 /CCF	\$0.001 /SqFt
<b>Totals:</b>		<b>21,496 KBtu</b>	<b>0.314 KBtu/SqFt</b>	<b>\$734.73</b>		

## Energy

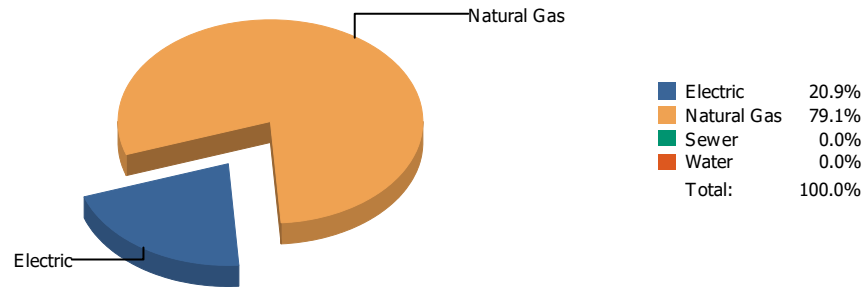


## Cost

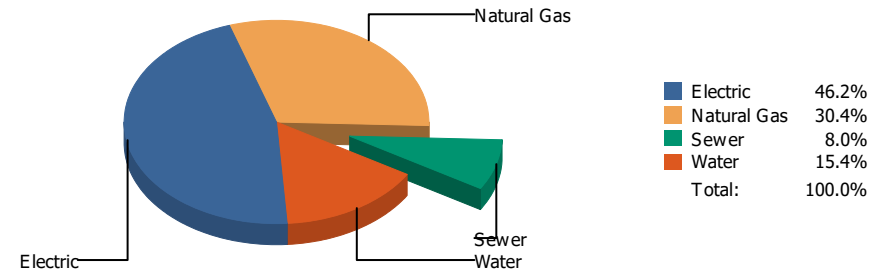


Commodity	Common Use	Energy Use	Energy Use / Area	Total Cost	Cost / Unit	Cost / Area
Place: [ADDRESS] ADDRESS 001 [BUILDING]						
Area: 266,968 SqFt						
Billing Period: Jan 2021						
ELECTRIC	108,495.00 kWh	370,185 KBtu	1.387 KBtu/SqFt	\$11,037.92	\$0.102 /kWh	\$0.041 /SqFt
NATURALGAS	12,811.00 CCF	1,319,533 KBtu	4.943 KBtu/SqFt	\$6,381.27	\$0.498 /CCF	\$0.024 /SqFt
SEWER	1,341.00 CCF			\$3,490.47	\$2.603 /CCF	\$0.013 /SqFt
WATER	1,263.00 CCF			\$3,568.64	\$2.826 /CCF	\$0.013 /SqFt
<b>Totals:</b>		<b>1,689,718 KBtu</b>	<b>6.329 KBtu/SqFt</b>	<b>\$24,478.30</b>		

## Energy

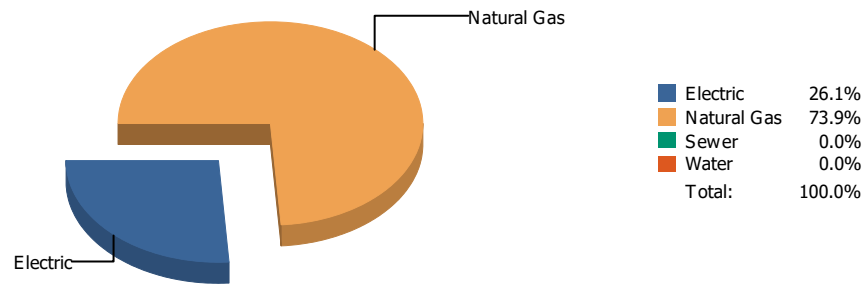


## Cost

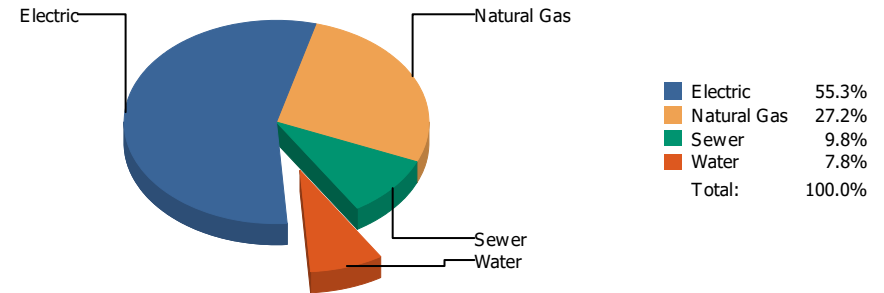


Commodity	Common Use	Energy Use	Energy Use / Area	Total Cost	Cost / Unit	Cost / Area
<b>Place: [AOY] AOY      103 [BUILDING]</b> <b>Area: 105,486 SqFt</b> <b>Billing Period: Jan 2021</b>						
ELECTRIC	31,244.00 kWh	106,605 KBtu	1.011 KBtu/SqFt	\$3,126.84	\$0.100 /kWh	\$0.030 /SqFt
NATURALGAS	3,913.00 CCF	403,039 KBtu	3.821 KBtu/SqFt	\$2,057.22	\$0.526 /CCF	\$0.019 /SqFt
SEWER	44.00 CCF			\$541.37	\$12.304 /CCF	\$0.005 /SqFt
WATER	89.00 CCF			\$1,040.95	\$11.696 /CCF	\$0.010 /SqFt
<b>Totals:</b>		<b>509,644 KBtu</b>	<b>4.831 KBtu/SqFt</b>	<b>\$6,766.38</b>		

## Energy

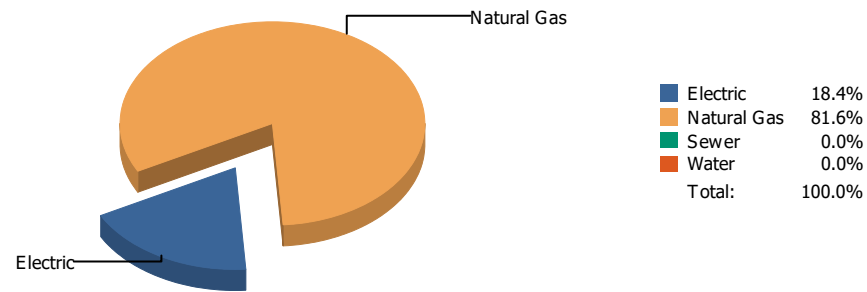


## Cost

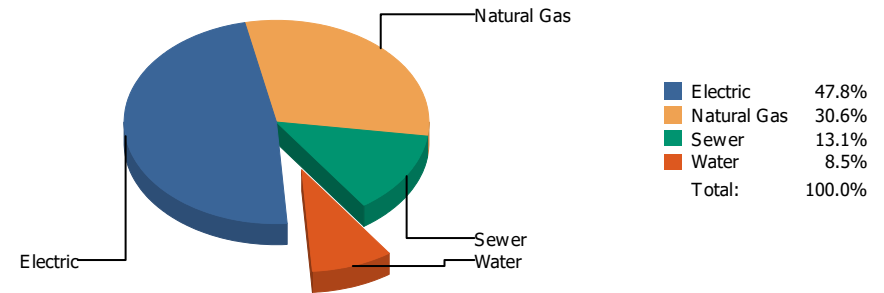


Commodity	Common Use	Energy Use	Energy Use / Area	Total Cost	Cost / Unit	Cost / Area
Place: [ARMENDARIZ_1] ARMENDARIZ MIDDLE SCHOOL [BUILDING]						
Area: 133,779 SqFt						
Billing Period: Jan 2021						
ELECTRIC	44,500.00 kWh	151,834 KBtu	1.135 KBtu/SqFt	\$4,100.51	\$0.092 /kWh	\$0.031 /SqFt
NATURALGAS	4,169.00 CCF	429,407 KBtu	3.210 KBtu/SqFt	\$2,016.60	\$0.484 /CCF	\$0.015 /SqFt
SEWER	170.00 CCF			\$727.31	\$4.278 /CCF	\$0.005 /SqFt
WATER	79.00 CCF			\$575.68	\$7.287 /CCF	\$0.004 /SqFt
<b>Totals:</b>		<b>581,241 KBtu</b>	<b>4.345 KBtu/SqFt</b>	<b>\$7,420.10</b>		

## Energy

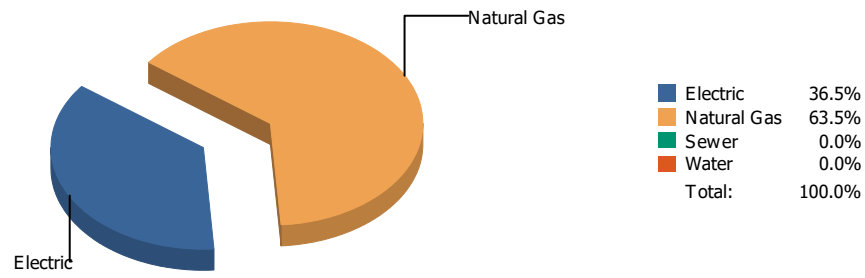


## Cost

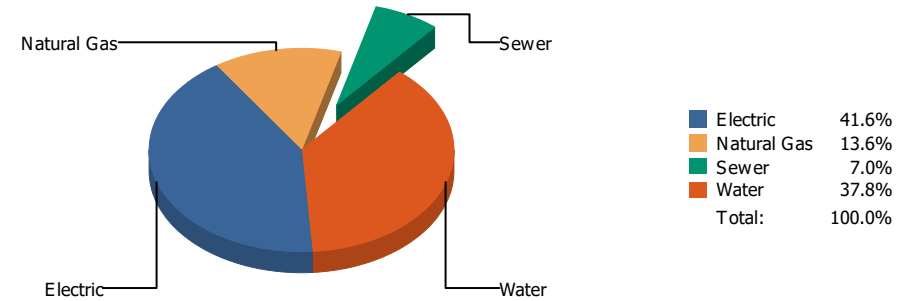


Commodity	Common Use	Energy Use	Energy Use / Area	Total Cost	Cost / Unit	Cost / Area
Place: [AUSTIN] AUSTIN      002 [BUILDING]						
Area: 269,216 SqFt						
Billing Period: Jan 2021						
ELECTRIC	75,714.00 kWh	258,336 KBtu	0.960 KBtu/SqFt	\$8,474.59	\$0.112 /kWh	\$0.031 /SqFt
NATURALGAS	11,087.00 CCF	1,141,961 KBtu	4.242 KBtu/SqFt	\$5,422.11	\$0.489 /CCF	\$0.020 /SqFt
SEWER	641.00 CCF			\$2,316.32	\$3.614 /CCF	\$0.009 /SqFt
WATER	114.00 CCF			\$1,514.03	\$13.281 /CCF	\$0.005 /SqFt
<b>Totals:</b>		<b>1,400,297 KBtu</b>	<b>5.201 KBtu/SqFt</b>	<b>\$17,727.05</b>		

## Energy

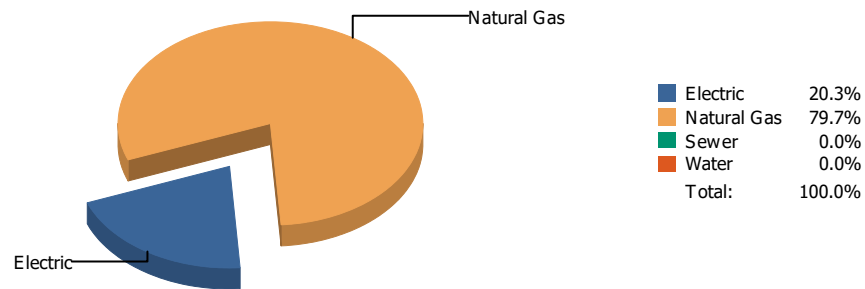


## Cost

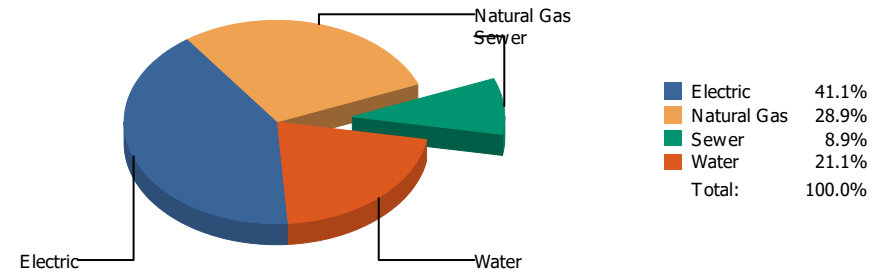


Commodity	Common Use	Energy Use	Energy Use / Area	Total Cost	Cost / Unit	Cost / Area
<b>Place: [BARRON ELEMENTARY] Barron Elementary 165 [BUILDING]</b>						
<b>Area: 87,818 SqFt</b>						
<b>Billing Period: Jan 2021</b>						
ELECTRIC	39,027.00 kWh	133,160 KBtu	1.516 KBtu/SqFt	\$4,066.17	\$0.104 /kWh	\$0.046 /SqFt
NATURALGAS	2,250.00 CCF	231,750 KBtu	2.639 KBtu/SqFt	\$1,331.28	\$0.592 /CCF	\$0.015 /SqFt
SEWER	131.00 CCF			\$682.57	\$5.210 /CCF	\$0.008 /SqFt
WATER	401.00 CCF			\$3,689.08	\$9.200 /CCF	\$0.042 /SqFt
<b>Totals:</b>		<b>364,910 KBtu</b>	<b>4.155 KBtu/SqFt</b>	<b>\$9,769.10</b>		

## Energy

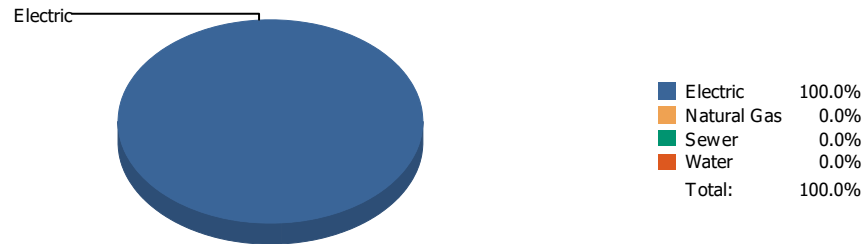


## Cost

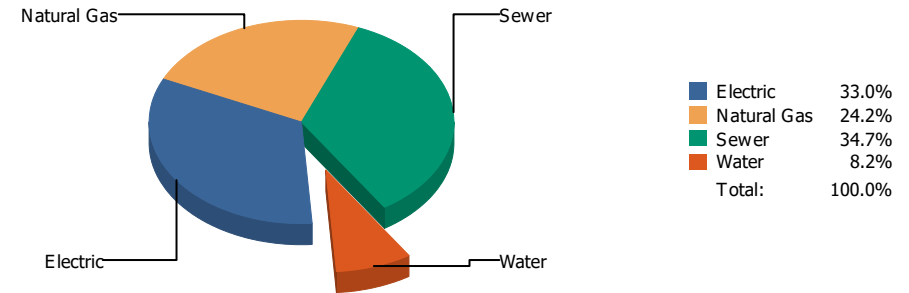


Commodity	Common Use	Energy Use	Energy Use / Area	Total Cost	Cost / Unit	Cost / Area
<b>Place: [BASSETT] BASSETT      049 [BUILDING]</b> <b>Area: 174,250 SqFt</b> <b>Billing Period: Jan 2021</b>						
ELECTRIC	36,000.00 kWh	122,832 KBtu	0.705 KBtu/SqFt	\$3,439.56	\$0.096 /kWh	\$0.020 /SqFt
NATURALGAS	4,693.00 CCF	483,379 KBtu	2.774 KBtu/SqFt	\$2,421.96	\$0.516 /CCF	\$0.014 /SqFt
SEWER	237.00 CCF			\$745.72	\$3.146 /CCF	\$0.004 /SqFt
WATER	468.00 CCF			\$1,767.45	\$3.777 /CCF	\$0.010 /SqFt
<b>Totals:</b>		<b>606,211 KBtu</b>	<b>3.479 KBtu/SqFt</b>	<b>\$8,374.69</b>		

## Energy



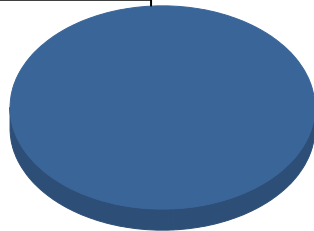
## Cost



Commodity	Common Use	Energy Use	Energy Use / Area	Total Cost	Cost / Unit	Cost / Area
<b>Place: [BEALL] BEALL      104 [BUILDING]</b> <b>Area: 74,454 SqFt</b> <b>Billing Period: Jan 2021</b>						
ELECTRIC	1,879.00 kWh	6,411 KBtu	0.086 KBtu/SqFt	\$222.16	\$0.118 /kWh	\$0.003 /SqFt
NATURALGAS	0.00 CCF	0 KBtu	0.000 KBtu/SqFt	\$162.96	\$0.000 /CCF	\$0.002 /SqFt
SEWER	0.00 CCF			\$233.80	\$0.000 /CCF	\$0.003 /SqFt
WATER	2.00 CCF			\$54.95	\$27.475 /CCF	\$0.001 /SqFt
<b>Totals:</b>		<b>6,411 KBtu</b>	<b>0.086 KBtu/SqFt</b>	<b>\$673.87</b>		

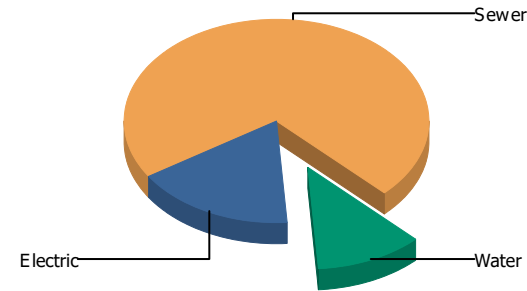
## Energy

Electric



Electric 100.0%  
 Sewer 0.0%  
 Water 0.0%  
 Total: 100.0%

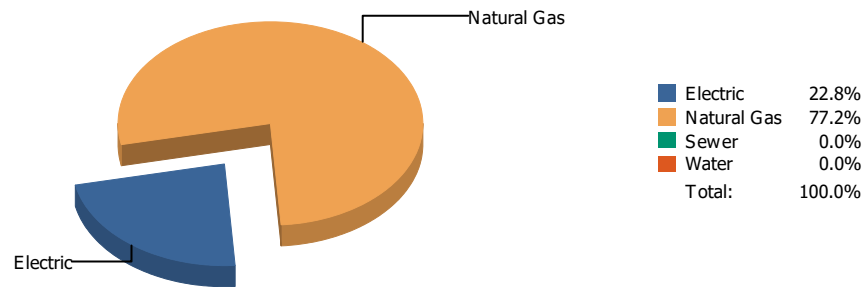
## Cost



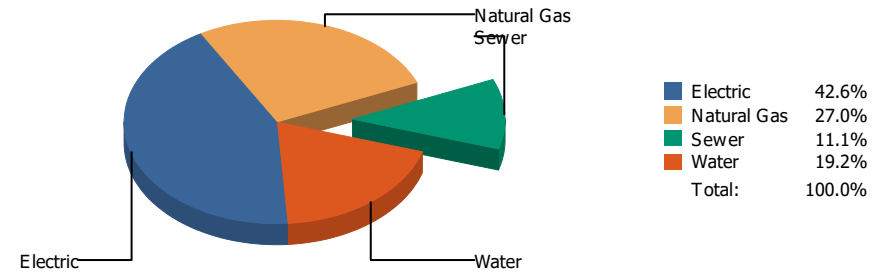
Electric 16.9%  
 Sewer 71.8%  
 Water 11.3%  
 Total: 100.0%

Commodity	Common Use	Energy Use	Energy Use / Area	Total Cost	Cost / Unit	Cost / Area
<b>Place: [BLISS] BLISS      105 [BUILDING]</b> <b>Area: 78,820 SqFt</b> <b>Billing Period: Jan 2021</b>						
ELECTRIC	15,918.00 kWh	54,312 KBtu	0.689 KBtu/SqFt	\$1,521.44	\$0.096 /kWh	\$0.019 /SqFt
SEWER	2,876.00 CCF			\$6,445.96	\$2.241 /CCF	\$0.082 /SqFt
WATER	330.00 CCF			\$1,011.23	\$3.064 /CCF	\$0.013 /SqFt
<b>Totals:</b>		<b>54,312 KBtu</b>	<b>0.689 KBtu/SqFt</b>	<b>\$8,978.63</b>		

## Energy

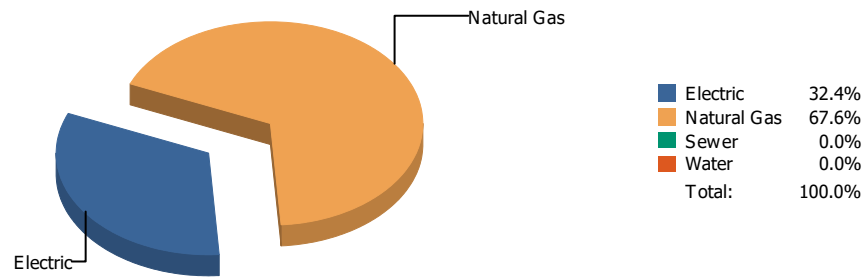


## Cost

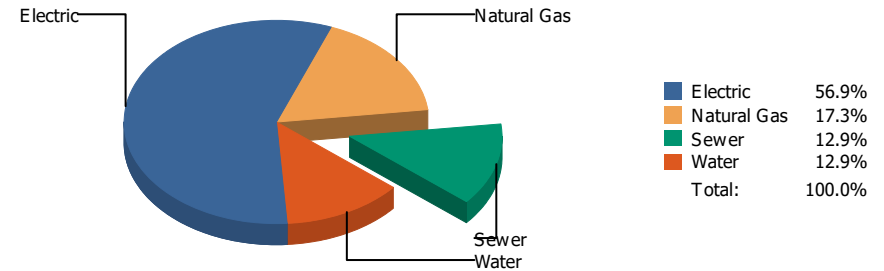


Commodity	Common Use	Energy Use	Energy Use / Area	Total Cost	Cost / Unit	Cost / Area
Place: [BOND_2] BOND 160 [BUILDING]						
Area: 89,988 SqFt						
Billing Period: Jan 2021						
ELECTRIC	17,528.00 kWh	59,806 KBtu	0.665 KBtu/SqFt	\$1,908.16	\$0.109 /kWh	\$0.021 /SqFt
NATURALGAS	1,961.00 CCF	201,983 KBtu	2.245 KBtu/SqFt	\$1,209.57	\$0.617 /CCF	\$0.013 /SqFt
SEWER	73.00 CCF			\$497.25	\$6.812 /CCF	\$0.005 /SqFt
WATER	200.00 CCF			\$859.38	\$4.297 /CCF	\$0.009 /SqFt
<b>Totals:</b>		<b>261,789 KBtu</b>	<b>2.909 KBtu/SqFt</b>	<b>\$4,474.36</b>		

## Energy

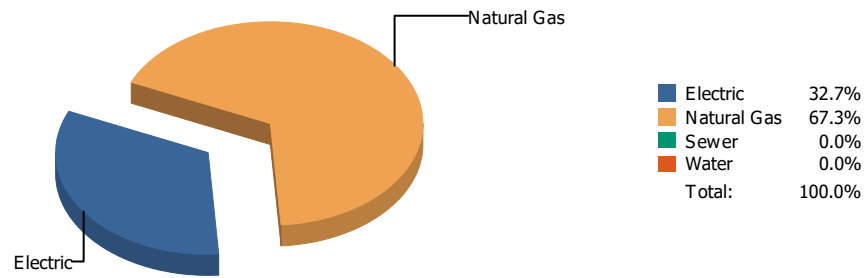


## Cost

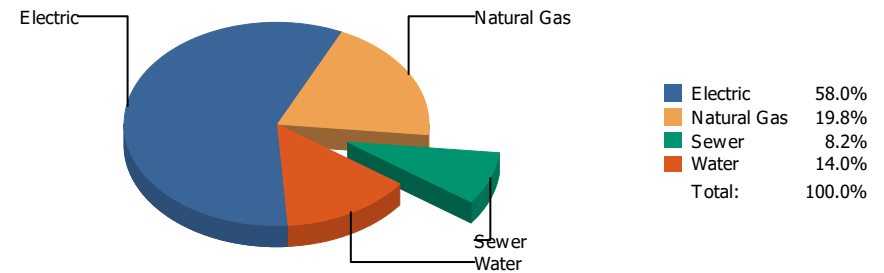


Commodity	Common Use	Energy Use	Energy Use / Area	Total Cost	Cost / Unit	Cost / Area
<b>Place: [BONHAM] BONHAM      106 [BUILDING]</b> <b>Area: 53,522 SqFt</b> <b>Billing Period: Jan 2021</b>						
ELECTRIC	26,099.00 kWh	89,050 KBtu	1.664 KBtu/SqFt	\$3,187.13	\$0.122 /kWh	\$0.059 /SqFt
NATURALGAS	1,805.00 CCF	185,915 KBtu	3.474 KBtu/SqFt	\$967.37	\$0.536 /CCF	\$0.018 /SqFt
SEWER	238.00 CCF			\$721.08	\$3.030 /CCF	\$0.013 /SqFt
WATER	220.00 CCF			\$721.68	\$3.280 /CCF	\$0.013 /SqFt
<b>Totals:</b>		<b>274,965 KBtu</b>	<b>5.137 KBtu/SqFt</b>	<b>\$5,597.26</b>		

## Energy

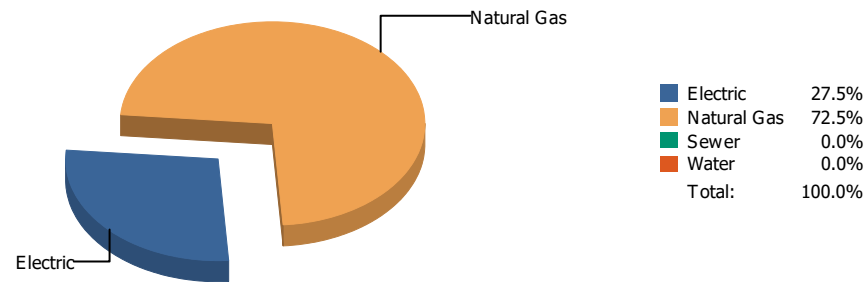


## Cost

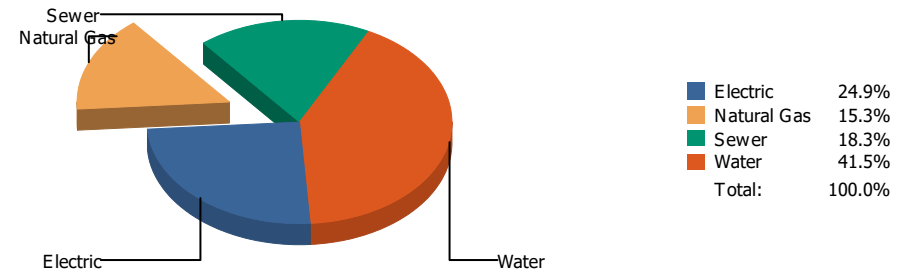


Commodity	Common Use	Energy Use	Energy Use / Area	Total Cost	Cost / Unit	Cost / Area
Place: [BOWIE] BOWIE 003 [BUILDING]						
Area: 282,931 SqFt						
Billing Period: Jan 2021						
ELECTRIC	123,577.00 kWh	421,645 KBtu	1.490 KBtu/SqFt	\$11,868.50	\$0.096 /kWh	\$0.042 /SqFt
NATURALGAS	8,410.00 CCF	866,230 KBtu	3.062 KBtu/SqFt	\$4,045.35	\$0.481 /CCF	\$0.014 /SqFt
SEWER	450.00 CCF			\$1,671.68	\$3.715 /CCF	\$0.006 /SqFt
WATER	893.00 CCF			\$2,860.60	\$3.203 /CCF	\$0.010 /SqFt
<b>Totals:</b>		<b>1,287,875 KBtu</b>	<b>4.552 KBtu/SqFt</b>	<b>\$20,446.13</b>		

## Energy

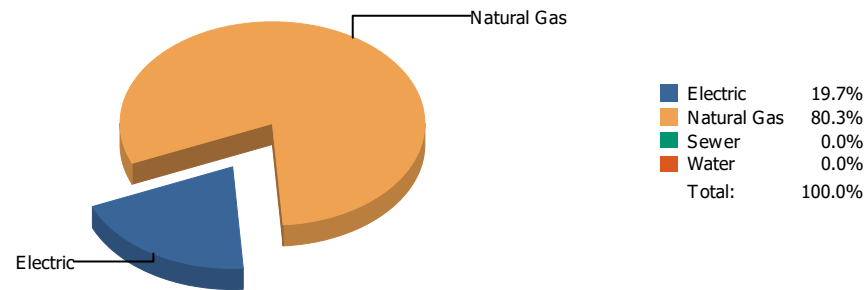


## Cost

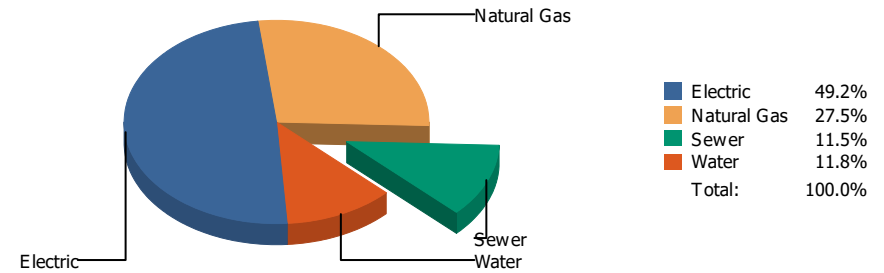


Commodity	Common Use	Energy Use	Energy Use / Area	Total Cost	Cost / Unit	Cost / Area
<b>Place: [BRADLEY] BRADLEY      158 [BUILDING]</b> <b>Area: 59,142 SqFt</b> <b>Billing Period: Jan 2021</b>						
ELECTRIC	22,040.00 kWh	75,200 KBtu	1.272 KBtu/SqFt	\$1,671.15	\$0.076 /kWh	\$0.028 /SqFt
NATURALGAS	1,920.00 CCF	197,760 KBtu	3.344 KBtu/SqFt	\$1,022.45	\$0.533 /CCF	\$0.017 /SqFt
SEWER	234.00 CCF			\$1,225.66	\$5.238 /CCF	\$0.021 /SqFt
WATER	337.00 CCF			\$2,781.33	\$8.253 /CCF	\$0.047 /SqFt
<b>Totals:</b>		<b>272,960 KBtu</b>	<b>4.615 KBtu/SqFt</b>	<b>\$6,700.59</b>		

## Energy

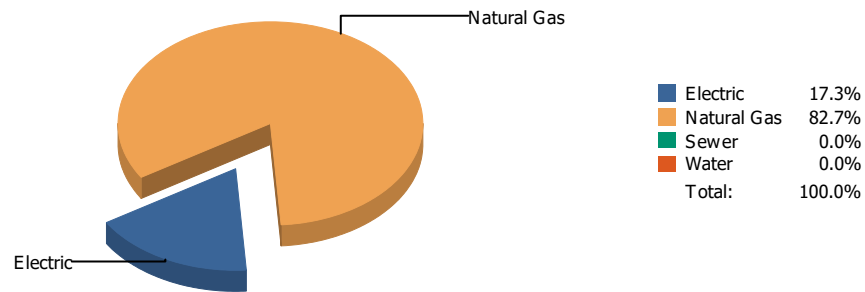


## Cost

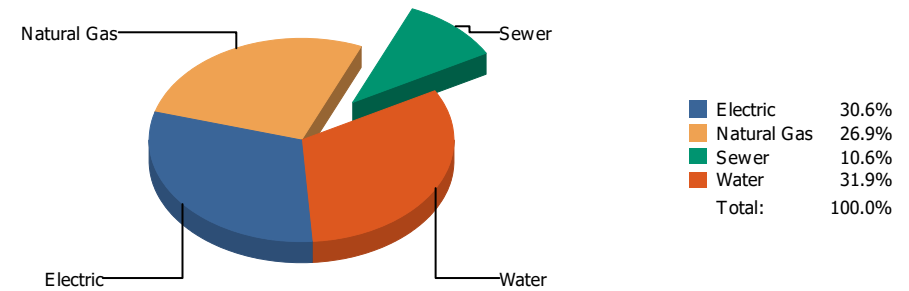


Commodity	Common Use	Energy Use	Energy Use / Area	Total Cost	Cost / Unit	Cost / Area
<b>Place: [BROWN] BROWN MIDDLE SCHOOL 056 [BUILDING]</b>						
<b>Area: 173,263 SqFt</b>						
<b>Billing Period: Jan 2021</b>						
ELECTRIC	52,400.00 kWh	178,789 KBtu	1.032 KBtu/SqFt	\$5,898.99	\$0.113 /kWh	\$0.034 /SqFt
NATURALGAS	7,069.00 CCF	728,107 KBtu	4.202 KBtu/SqFt	\$3,298.52	\$0.467 /CCF	\$0.019 /SqFt
SEWER	473.00 CCF			\$1,381.79	\$2.921 /CCF	\$0.008 /SqFt
WATER	421.00 CCF			\$1,413.70	\$3.358 /CCF	\$0.008 /SqFt
<b>Totals:</b>		<b>906,896 KBtu</b>	<b>5.234 KBtu/SqFt</b>	<b>\$11,993.00</b>		

## Energy

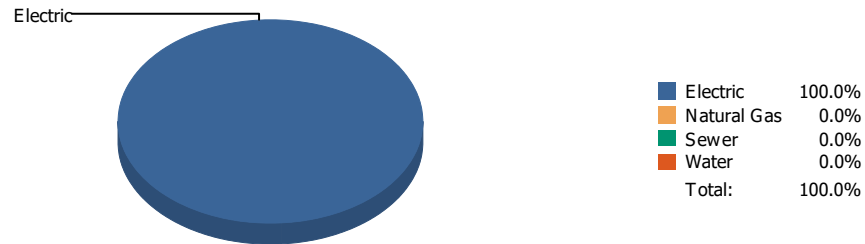


## Cost

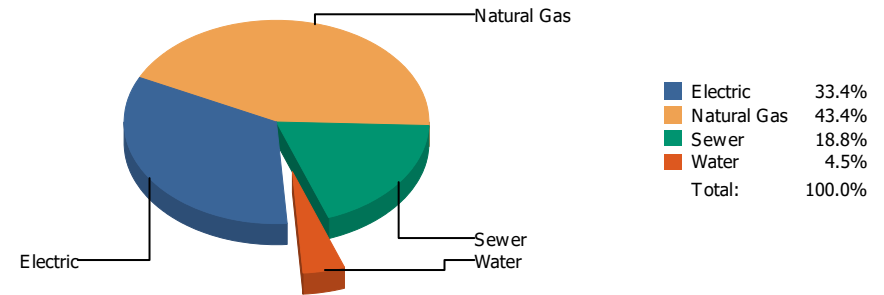


Commodity	Common Use	Energy Use	Energy Use / Area	Total Cost	Cost / Unit	Cost / Area
Place: [BURGES] BURGES 004 [BUILDING]						
Area: 241,219 SqFt						
Billing Period: Jan 2021						
ELECTRIC	35,473.00 kWh	121,034 KBtu	0.502 KBtu/SqFt	\$3,381.88	\$0.095 /kWh	\$0.014 /SqFt
NATURALGAS	5,611.00 CCF	577,933 KBtu	2.396 KBtu/SqFt	\$2,977.64	\$0.531 /CCF	\$0.012 /SqFt
SEWER	267.00 CCF			\$1,170.63	\$4.384 /CCF	\$0.005 /SqFt
WATER	446.00 CCF			\$3,519.78	\$7.892 /CCF	\$0.014 /SqFt
<b>Totals:</b>		<b>698,967 KBtu</b>	<b>2.898 KBtu/SqFt</b>	<b>\$11,049.93</b>		

## Energy

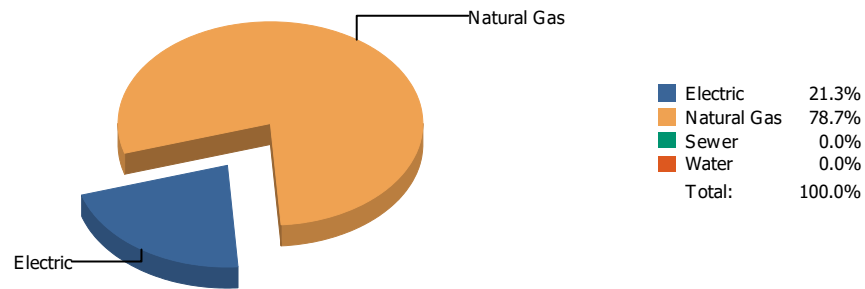


## Cost

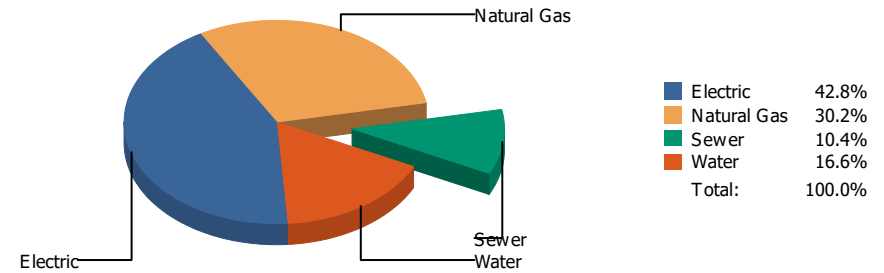


Commodity	Common Use	Energy Use	Energy Use / Area	Total Cost	Cost / Unit	Cost / Area
Place: [BURLESON] BURLESON 107 [BUILDING]						
Area: 73,772 SqFt						
Billing Period: Jan 2021						
ELECTRIC	3,458.00 kWh	11,799 KBtu	0.160 KBtu/SqFt	\$376.18	\$0.109 /kWh	\$0.005 /SqFt
NATURALGAS	0.00 CCF	0 KBtu	0.000 KBtu/SqFt	\$488.88	\$0.000 /CCF	\$0.007 /SqFt
SEWER	0.00 CCF			\$211.54	\$0.000 /CCF	\$0.003 /SqFt
WATER	0.00 CCF			\$50.34	\$0.000 /CCF	\$0.001 /SqFt
<b>Totals:</b>		<b>11,799 KBtu</b>	<b>0.160 KBtu/SqFt</b>	<b>\$1,126.94</b>		

## Energy

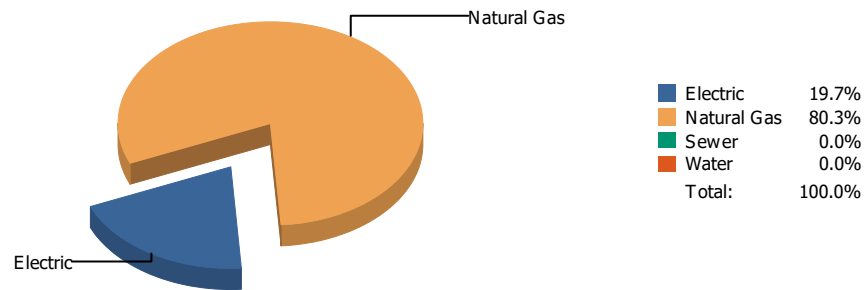


## Cost

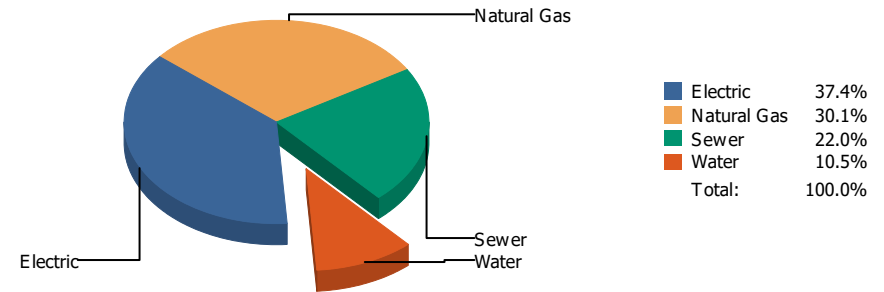


Commodity	Common Use	Energy Use	Energy Use / Area	Total Cost	Cost / Unit	Cost / Area
Place: [BURNET] BURNET 108 [BUILDING]						
Area: 50,520 SqFt						
Billing Period: Jan 2021						
ELECTRIC	17,569.00 kWh	59,945 KBtu	1.187 KBtu/SqFt	\$1,840.71	\$0.105 /kWh	\$0.036 /SqFt
NATURALGAS	2,148.00 CCF	221,244 KBtu	4.379 KBtu/SqFt	\$1,297.05	\$0.604 /CCF	\$0.026 /SqFt
SEWER	109.00 CCF			\$446.98	\$4.101 /CCF	\$0.009 /SqFt
WATER	194.00 CCF			\$711.18	\$3.666 /CCF	\$0.014 /SqFt
<b>Totals:</b>		<b>281,189 KBtu</b>	<b>5.566 KBtu/SqFt</b>	<b>\$4,295.92</b>		

## Energy

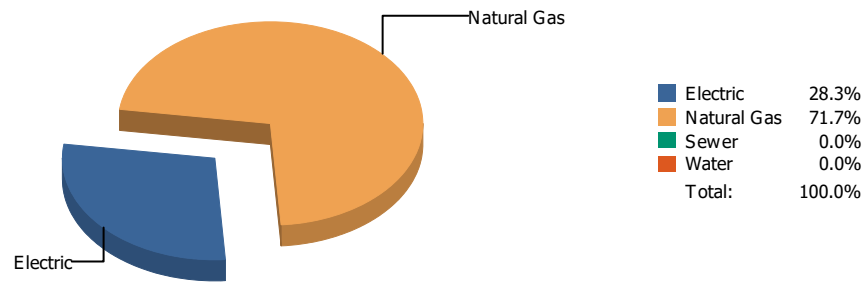


## Cost

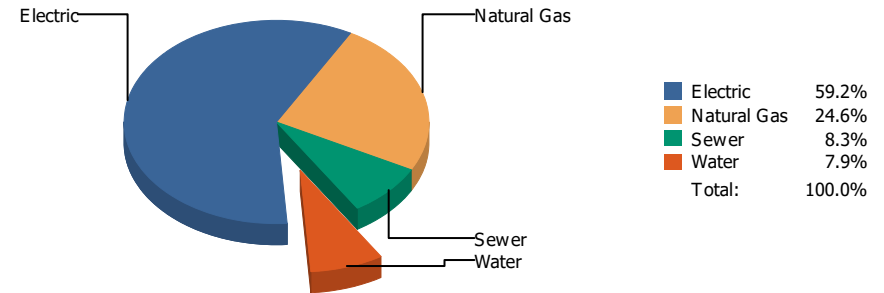


Commodity	Common Use	Energy Use	Energy Use / Area	Total Cost	Cost / Unit	Cost / Area
Place: [CANYON-HILLS] CANYON HILLS 043 [BUILDING]						
Area: 133,149 SqFt						
Billing Period: Jan 2021						
ELECTRIC	24,050.00 kWh	82,059 KBtu	0.616 KBtu/SqFt	\$2,211.33	\$0.092 /kWh	\$0.016 /SqFt
NATURALGAS	3,251.00 CCF	334,853 KBtu	2.515 KBtu/SqFt	\$1,782.75	\$0.548 /CCF	\$0.013 /SqFt
SEWER	269.00 CCF			\$1,301.26	\$4.837 /CCF	\$0.010 /SqFt
WATER	58.00 CCF			\$624.07	\$10.760 /CCF	\$0.005 /SqFt
<b>Totals:</b>		<b>416,912 KBtu</b>	<b>3.131 KBtu/SqFt</b>	<b>\$5,919.41</b>		

## Energy



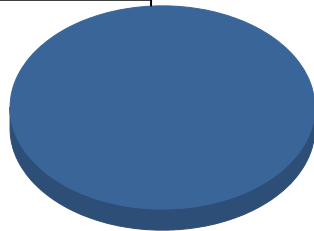
## Cost



Commodity	Common Use	Energy Use	Energy Use / Area	Total Cost	Cost / Unit	Cost / Area
<b>Place: [CAREER] CAREER AND TECHNOLOGY [BUILDING]</b>						
<b>Area: 146,485 SqFt</b>						
<b>Billing Period: Jan 2021</b>						
ELECTRIC	42,399.00 kWh	144,665 KBtu	0.988 KBtu/SqFt	\$4,208.79	\$0.099 /kWh	\$0.029 /SqFt
NATURALGAS	3,564.00 CCF	367,092 KBtu	2.506 KBtu/SqFt	\$1,749.23	\$0.491 /CCF	\$0.012 /SqFt
SEWER	125.00 CCF			\$587.86	\$4.703 /CCF	\$0.004 /SqFt
WATER	89.00 CCF			\$559.49	\$6.286 /CCF	\$0.004 /SqFt
<b>Totals:</b>		<b>511,757 KBtu</b>	<b>3.494 KBtu/SqFt</b>	<b>\$7,105.37</b>		

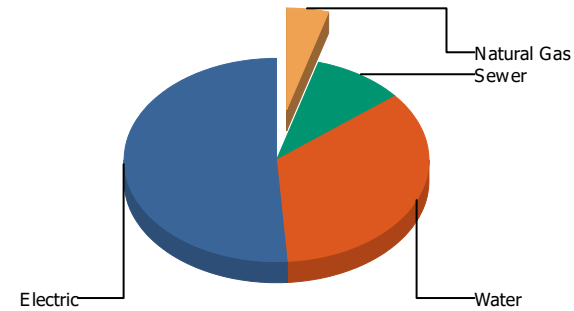
## Energy

Electric



Electric	100.0%
Natural Gas	0.0%
Sewer	0.0%
Water	0.0%
<b>Total:</b>	<b>100.0%</b>

## Cost

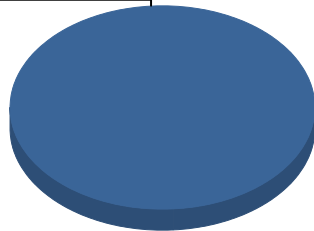


Electric	51.0%
Natural Gas	4.4%
Sewer	9.8%
Water	34.8%
<b>Total:</b>	<b>100.0%</b>

Commodity	Common Use	Energy Use	Energy Use / Area	Total Cost	Cost / Unit	Cost / Area
Place: [CENTRAL_OFFICE_STANTON] CENTRAL OFFICE STANTON [BUILDING]						
Area: 0 SqFt						
Billing Period: Jan 2021						
ELECTRIC	34,600.00 kWh	118,055 KBtu		\$1,897.67	\$0.055 /kWh	
NATURALGAS	0.00 CCF	0 KBtu		\$162.96	\$0.000 /CCF	
SEWER	2.00 CCF			\$364.43	\$182.215 /CCF	
WATER	115.00 CCF			\$1,292.73	\$11.241 /CCF	
<b>Totals:</b>		<b>118,055 KBtu</b>		<b>\$3,717.79</b>		

## Energy

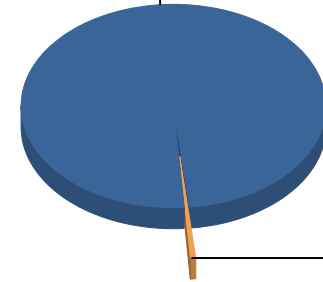
Electric



■ Electric 100.0%  
 ■ Water 0.0%  
 Total: 100.0%

## Cost

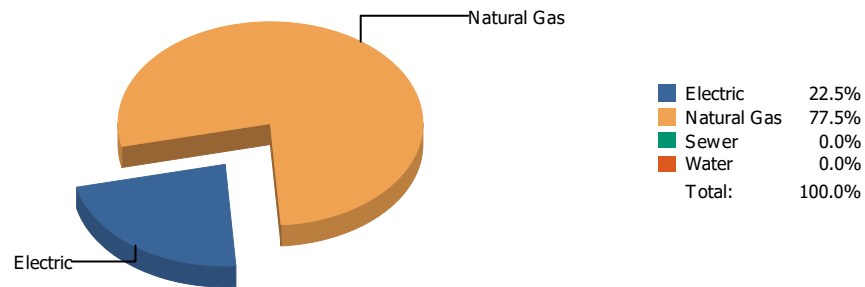
Electric



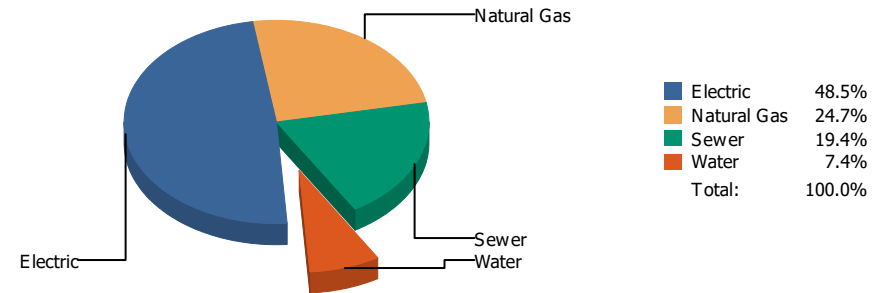
■ Electric 99.6%  
 ■ Water 0.4%  
 Total: 100.0%

Commodity	Common Use	Energy Use	Energy Use / Area	Total Cost	Cost / Unit	Cost / Area
Place: [CHAPIN] CHAPIN 012 [BUILDING]						
Area: 273,727 SqFt						
Billing Period: Jan 2021						
ELECTRIC	185,997.00 kWh	634,622 KBtu	2.318 KBtu/SqFt	\$16,971.92	\$0.091 /kWh	\$0.062 /SqFt
WATER	0.00 CCF			\$71.40	\$0.000 /CCF	\$0.000 /SqFt
<b>Totals:</b>		<b>634,622 KBtu</b>	<b>2.318 KBtu/SqFt</b>	<b>\$17,043.32</b>		

## Energy

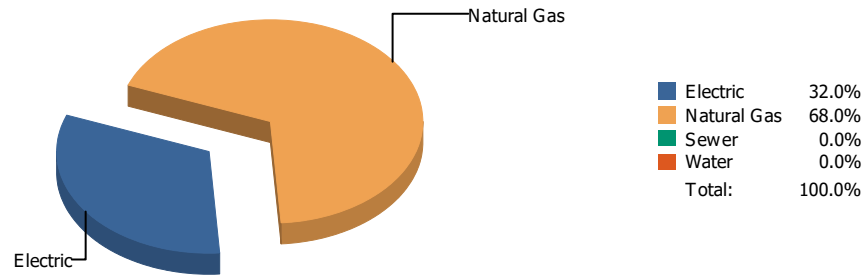


## Cost

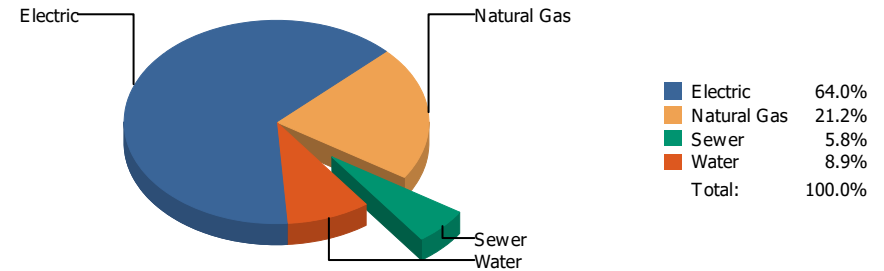


Commodity	Common Use	Energy Use	Energy Use / Area	Total Cost	Cost / Unit	Cost / Area
<b>Place: [CHARLES] H.E. CHARLES      045 [BUILDING]</b> <b>Area: 107,867 SqFt</b> <b>Billing Period: Jan 2021</b>						
ELECTRIC	37,110.00 kWh	126,619 KBtu	1.174 KBtu/SqFt	\$4,349.29	\$0.117 /kWh	\$0.040 /SqFt
NATURALGAS	4,244.00 CCF	437,132 KBtu	4.053 KBtu/SqFt	\$2,215.24	\$0.522 /CCF	\$0.021 /SqFt
SEWER	638.00 CCF			\$1,738.19	\$2.724 /CCF	\$0.016 /SqFt
WATER	113.00 CCF			\$666.11	\$5.895 /CCF	\$0.006 /SqFt
<b>Totals:</b>		<b>563,751 KBtu</b>	<b>5.226 KBtu/SqFt</b>	<b>\$8,968.83</b>		

## Energy

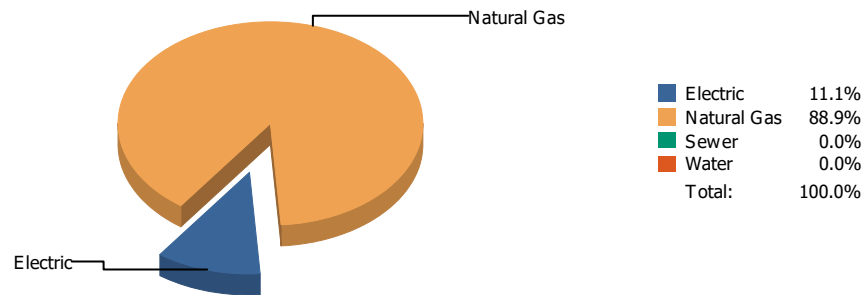


## Cost

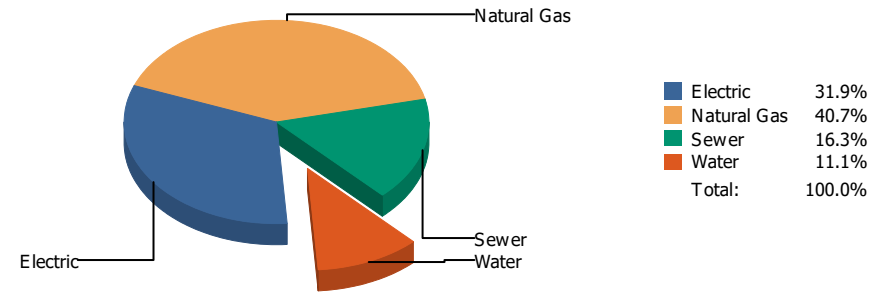


Commodity	Common Use	Energy Use	Energy Use / Area	Total Cost	Cost / Unit	Cost / Area
Place: [CIELO-VISTA] CIELO VISTA 151 [BUILDING]						
Area: 66,034 SqFt						
Billing Period: Jan 2021						
ELECTRIC	32,620.00 kWh	111,299 KBtu	1.685 KBtu/SqFt	\$4,087.03	\$0.125 /kWh	\$0.062 /SqFt
NATURALGAS	2,291.00 CCF	235,973 KBtu	3.574 KBtu/SqFt	\$1,354.81	\$0.591 /CCF	\$0.021 /SqFt
SEWER	64.00 CCF			\$372.04	\$5.813 /CCF	\$0.006 /SqFt
WATER	65.00 CCF			\$569.86	\$8.767 /CCF	\$0.009 /SqFt
<b>Totals:</b>		<b>347,272 KBtu</b>	<b>5.259 KBtu/SqFt</b>	<b>\$6,383.74</b>		

## Energy

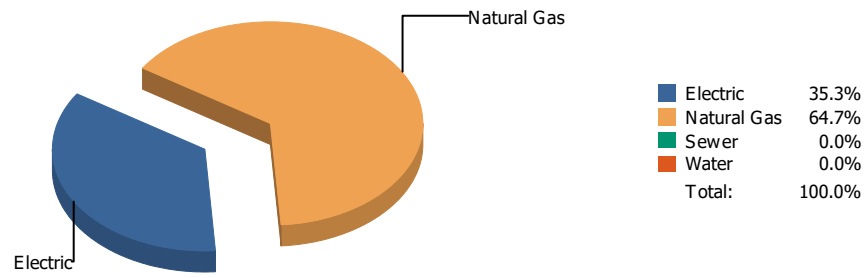


## Cost

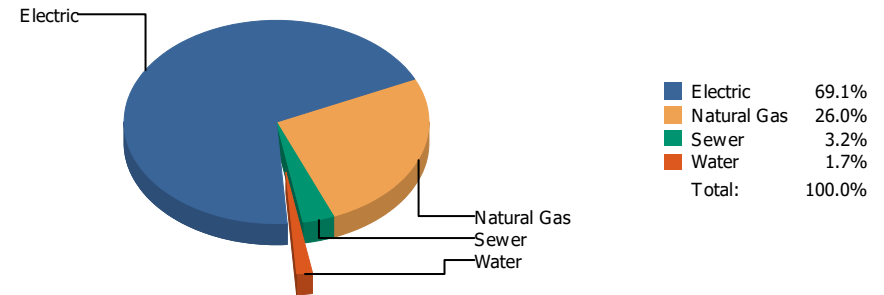


Commodity	Common Use	Energy Use	Energy Use / Area	Total Cost	Cost / Unit	Cost / Area
Place: [CLARDY] CLARDY 109 [BUILDING]						
Area: 70,700 SqFt						
Billing Period: Jan 2021						
ELECTRIC	12,103.00 kWh	41,295 KBtu	0.584 KBtu/SqFt	\$1,380.97	\$0.114 /kWh	\$0.019 /SqFt
NATURALGAS	3,216.00 CCF	331,248 KBtu	4.685 KBtu/SqFt	\$1,761.50	\$0.548 /CCF	\$0.025 /SqFt
SEWER	169.00 CCF			\$704.61	\$4.169 /CCF	\$0.010 /SqFt
WATER	94.00 CCF			\$481.80	\$5.126 /CCF	\$0.007 /SqFt
<b>Totals:</b>		<b>372,543 KBtu</b>	<b>5.269 KBtu/SqFt</b>	<b>\$4,328.88</b>		

## Energy

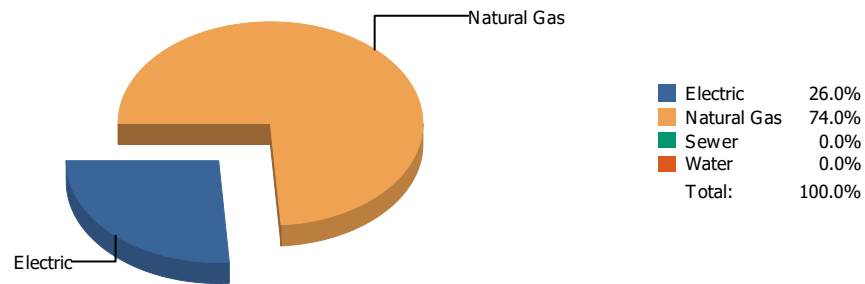


## Cost

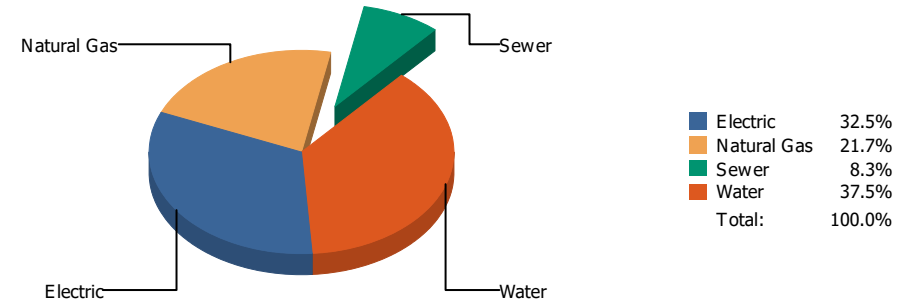


Commodity	Common Use	Energy Use	Energy Use / Area	Total Cost	Cost / Unit	Cost / Area
<b>Place: [CLEDENIN] CLEDENIN 149 [BUILDING]</b> <b>Area: 62,721 SqFt</b> <b>Billing Period: Jan 2021</b>						
ELECTRIC	27,166.00 kWh	92,690 KBtu	1.478 KBtu/SqFt	\$2,405.36	\$0.089 /kWh	\$0.038 /SqFt
NATURALGAS	1,653.00 CCF	170,259 KBtu	2.715 KBtu/SqFt	\$904.45	\$0.547 /CCF	\$0.014 /SqFt
SEWER	2.00 CCF			\$110.09	\$55.045 /CCF	\$0.002 /SqFt
WATER	0.00 CCF			\$60.87	\$0.000 /CCF	\$0.001 /SqFt
<b>Totals:</b>		<b>262,949 KBtu</b>	<b>4.192 KBtu/SqFt</b>	<b>\$3,480.77</b>		

## Energy

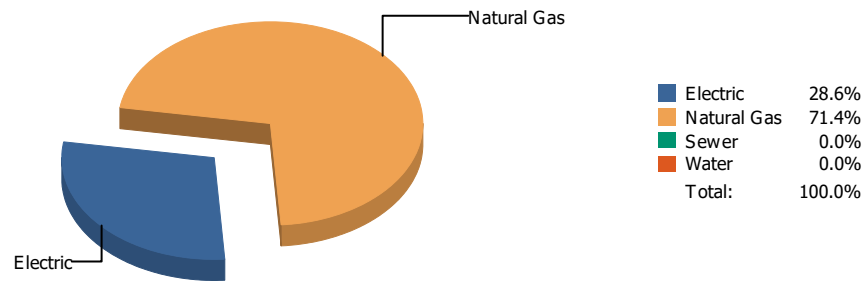


## Cost

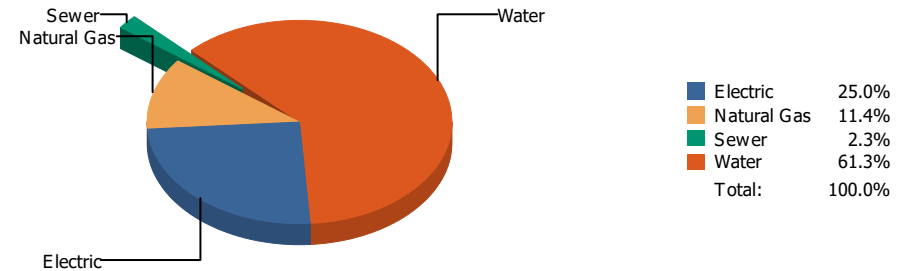


Commodity	Common Use	Energy Use	Energy Use / Area	Total Cost	Cost / Unit	Cost / Area
Place: [COLDWELL] COLDWELL 110 [BUILDING]						
Area: 67,310 SqFt						
Billing Period: Jan 2021						
ELECTRIC	20,337.00 kWh	69,390 KBtu	1.031 KBtu/SqFt	\$1,784.19	\$0.088 /kWh	\$0.026 /SqFt
NATURALGAS	1,918.00 CCF	197,554 KBtu	2.935 KBtu/SqFt	\$1,191.10	\$0.621 /CCF	\$0.018 /SqFt
SEWER	74.00 CCF			\$455.44	\$6.155 /CCF	\$0.007 /SqFt
WATER	219.00 CCF			\$2,058.38	\$9.399 /CCF	\$0.030 /SqFt
<b>Totals:</b>		<b>266,944 KBtu</b>	<b>3.966 KBtu/SqFt</b>	<b>\$5,489.11</b>		

## Energy

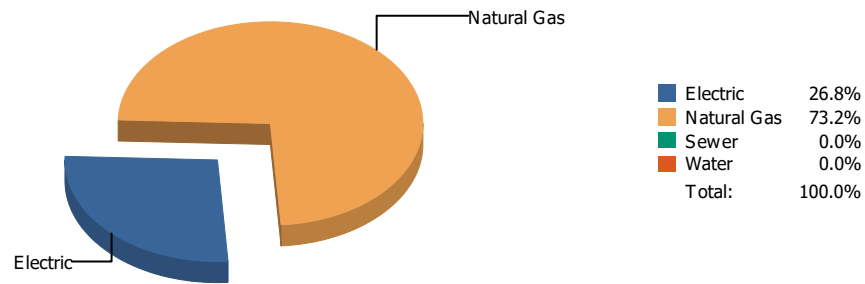


## Cost

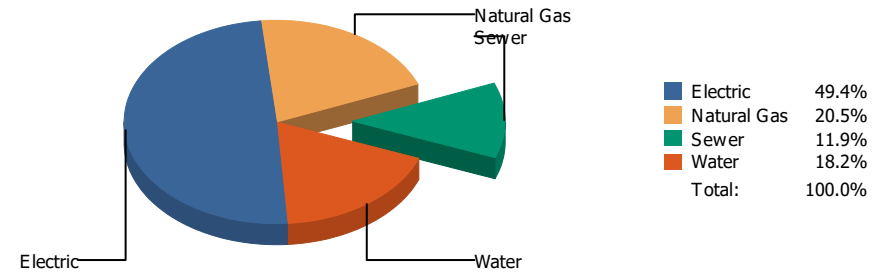


Commodity	Common Use	Energy Use	Energy Use / Area	Total Cost	Cost / Unit	Cost / Area
<b>Place: [COLLINS] COLLINS      142 [BUILDING]</b> <b>Area: 81,245 SqFt</b> <b>Billing Period: Jan 2021</b>						
ELECTRIC	59,400.00 kWh	202,673 KBtu	2.495 KBtu/SqFt	\$5,522.97	\$0.093 /kWh	\$0.068 /SqFt
NATURALGAS	4,903.00 CCF	505,009 KBtu	6.216 KBtu/SqFt	\$2,514.80	\$0.513 /CCF	\$0.031 /SqFt
SEWER	126.00 CCF			\$505.96	\$4.016 /CCF	\$0.006 /SqFt
WATER	1,712.00 CCF			\$13,538.42	\$7.908 /CCF	\$0.167 /SqFt
<b>Totals:</b>		<b>707,682 KBtu</b>	<b>8.710 KBtu/SqFt</b>	<b>\$22,082.15</b>		

## Energy

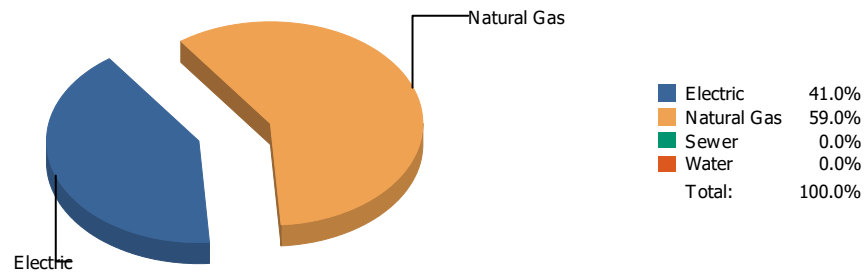


## Cost

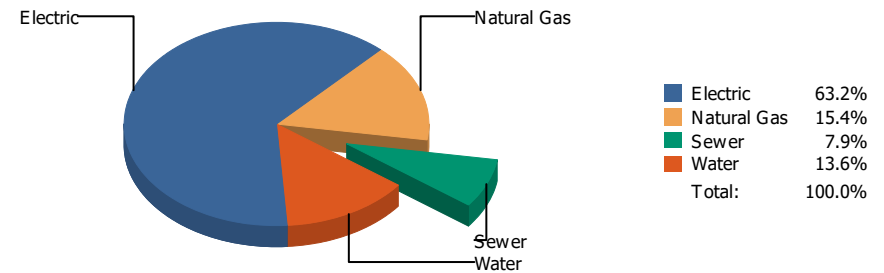


Commodity	Common Use	Energy Use	Energy Use / Area	Total Cost	Cost / Unit	Cost / Area
Place: [COOLEY] COOLEY 111 [BUILDING]						
Area: 95,590 SqFt						
Billing Period: Jan 2021						
ELECTRIC	39,000.00 kWh	133,068 KBtu	1.392 KBtu/SqFt	\$4,583.91	\$0.118 /kWh	\$0.048 /SqFt
NATURALGAS	3,537.00 CCF	364,311 KBtu	3.811 KBtu/SqFt	\$1,902.47	\$0.538 /CCF	\$0.020 /SqFt
SEWER	204.00 CCF			\$1,103.89	\$5.411 /CCF	\$0.011 /SqFt
WATER	280.00 CCF			\$1,687.71	\$6.028 /CCF	\$0.017 /SqFt
<b>Totals:</b>		<b>497,379 KBtu</b>	<b>5.203 KBtu/SqFt</b>	<b>\$9,277.98</b>		

## Energy

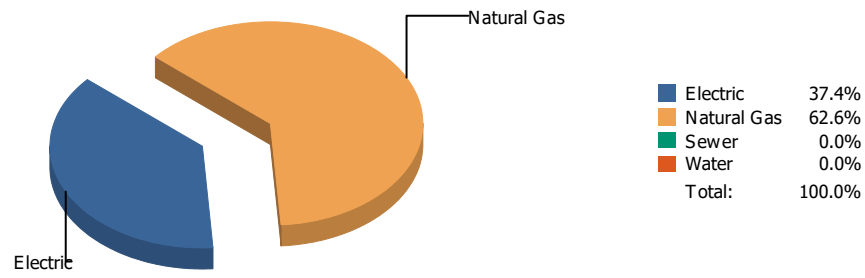


## Cost

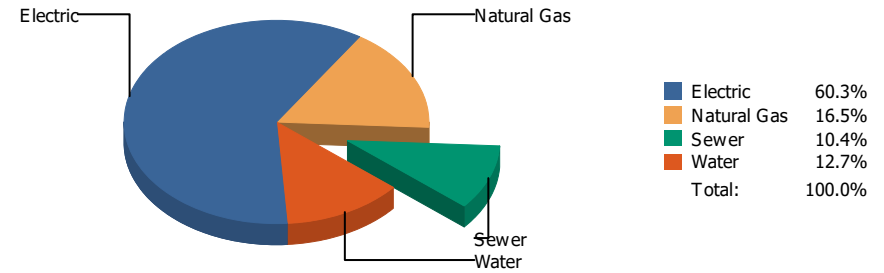


Commodity	Common Use	Energy Use	Energy Use / Area	Total Cost	Cost / Unit	Cost / Area
Place: [CORONADO] CORONADO 005 [BUILDING]						
Area: 406,757 SqFt						
Billing Period: Jan 2021						
ELECTRIC	146,043.00 kWh	498,299 KBtu	1.225 KBtu/SqFt	\$14,023.30	\$0.096 /kWh	\$0.034 /SqFt
NATURALGAS	6,951.00 CCF	715,953 KBtu	1.760 KBtu/SqFt	\$3,411.37	\$0.491 /CCF	\$0.008 /SqFt
SEWER	571.00 CCF			\$1,750.75	\$3.066 /CCF	\$0.004 /SqFt
WATER	1,086.00 CCF			\$3,010.06	\$2.772 /CCF	\$0.007 /SqFt
<b>Totals:</b>		<b>1,214,252 KBtu</b>	<b>2.985 KBtu/SqFt</b>	<b>\$22,195.48</b>		

## Energy

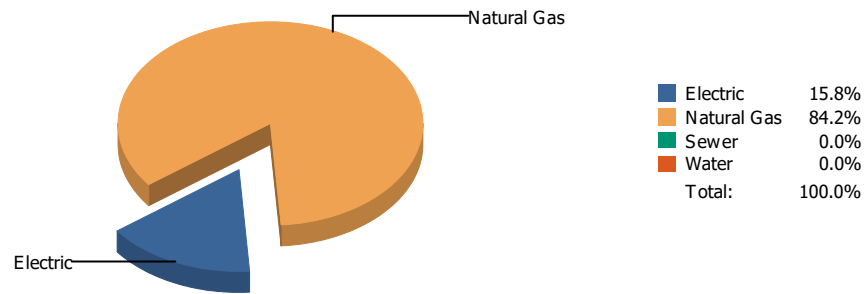


## Cost

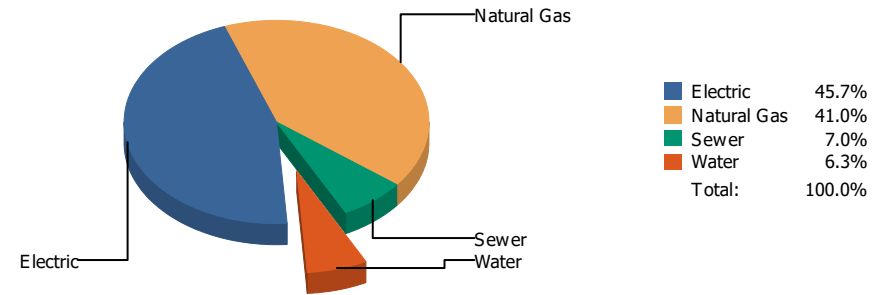


Commodity	Common Use	Energy Use	Energy Use / Area	Total Cost	Cost / Unit	Cost / Area
Place: [CROCKETT_1] CROCKETT 112 [BUILDING]						
Area: 92,585 SqFt						
Billing Period: Jan 2021						
ELECTRIC	33,570.00 kWh	114,541 KBtu	1.237 KBtu/SqFt	\$3,631.24	\$0.108 /kWh	\$0.039 /SqFt
NATURALGAS	1,861.00 CCF	191,683 KBtu	2.070 KBtu/SqFt	\$996.34	\$0.535 /CCF	\$0.011 /SqFt
SEWER	144.00 CCF			\$628.35	\$4.364 /CCF	\$0.007 /SqFt
WATER	101.00 CCF			\$764.84	\$7.573 /CCF	\$0.008 /SqFt
<b>Totals:</b>		<b>306,224 KBtu</b>	<b>3.307 KBtu/SqFt</b>	<b>\$6,020.77</b>		

## Energy

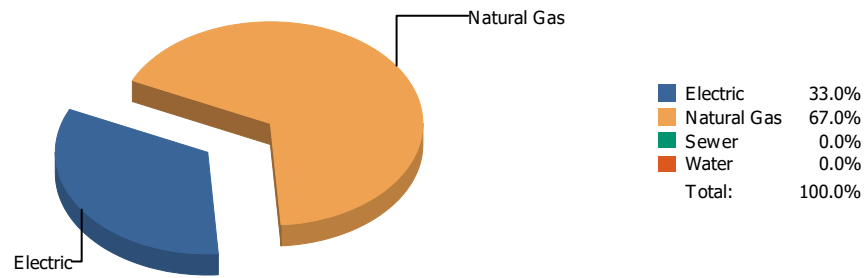


## Cost

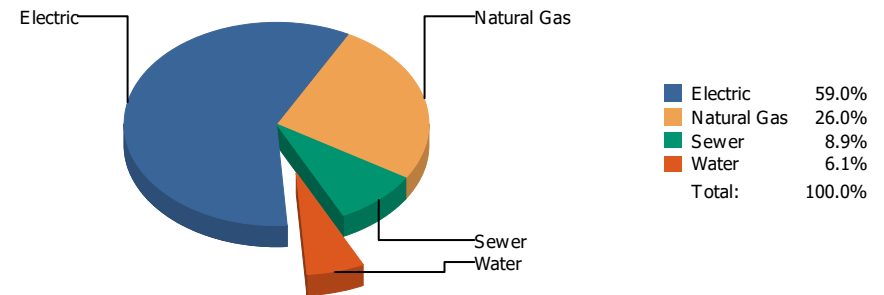


Commodity	Common Use	Energy Use	Energy Use / Area	Total Cost	Cost / Unit	Cost / Area
<b>Place: [CROSBY] CROSBY      113 [BUILDING]</b> <b>Area: 83,100 SqFt</b> <b>Billing Period: Jan 2021</b>						
ELECTRIC	22,100.00 kWh	75,405 KBtu	0.907 KBtu/SqFt	\$2,300.93	\$0.104 /kWh	\$0.028 /SqFt
NATURALGAS	3,903.00 CCF	402,009 KBtu	4.838 KBtu/SqFt	\$2,064.48	\$0.529 /CCF	\$0.025 /SqFt
SEWER	66.00 CCF			\$354.10	\$5.365 /CCF	\$0.004 /SqFt
WATER	35.00 CCF			\$318.15	\$9.090 /CCF	\$0.004 /SqFt
<b>Totals:</b>		<b>477,414 KBtu</b>	<b>5.745 KBtu/SqFt</b>	<b>\$5,037.66</b>		

## Energy

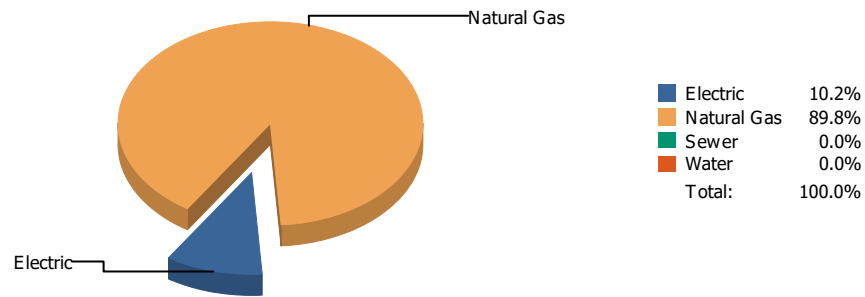


## Cost

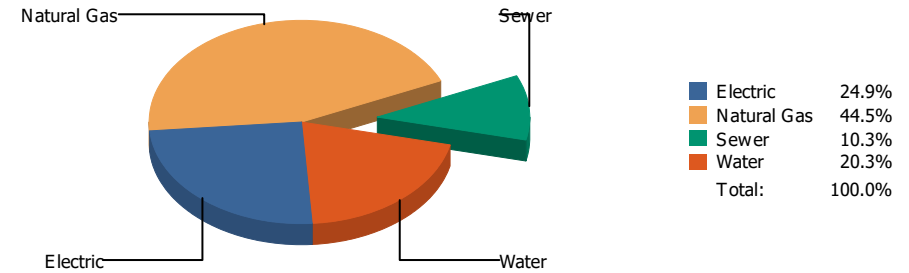


Commodity	Common Use	Energy Use	Energy Use / Area	Total Cost	Cost / Unit	Cost / Area
Place: [DELTA_OPERATIONS_CENTER_] Delta Operations Center [BUILDING]						
Area: 0 SqFt						
Billing Period: Jan 2021						
ELECTRIC	51,520.00 kWh	175,786 KBtu		\$3,375.28	\$0.066 /kWh	
NATURALGAS	3,466.00 CCF	356,998 KBtu		\$1,486.38	\$0.429 /CCF	
SEWER	0.00 CCF			\$510.28	\$0.000 /CCF	
WATER	24.00 CCF			\$351.62	\$14.651 /CCF	
<b>Totals:</b>		<b>532,784 KBtu</b>		<b>\$5,723.56</b>		

## Energy

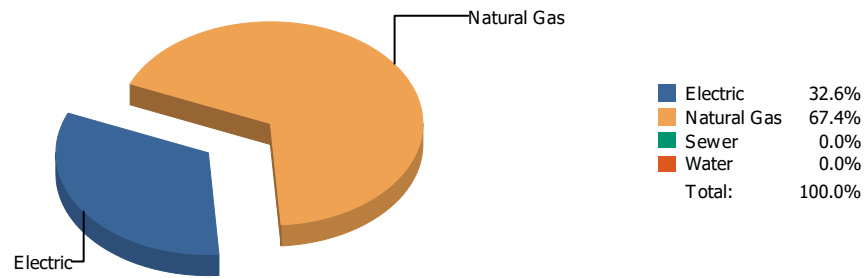


## Cost

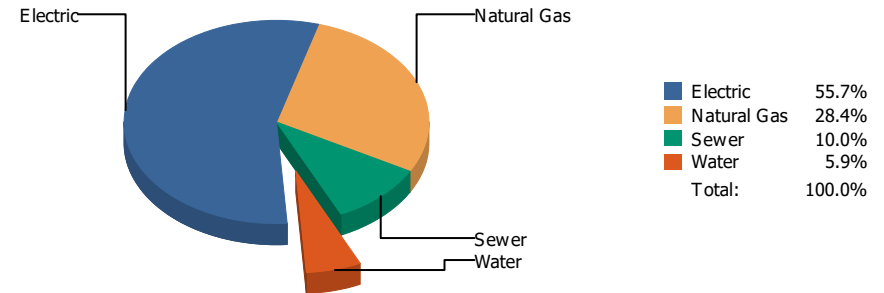


Commodity	Common Use	Energy Use	Energy Use / Area	Total Cost	Cost / Unit	Cost / Area
Place: [DOUGLASS] DOUGLASS 114 [BUILDING]						
Area: 86,903 SqFt						
Billing Period: Jan 2021						
ELECTRIC	16,690.00 kWh	56,946 KBtu	0.655 KBtu/SqFt	\$1,386.54	\$0.083 /kWh	\$0.016 /SqFt
NATURALGAS	4,870.00 CCF	501,610 KBtu	5.772 KBtu/SqFt	\$2,484.51	\$0.510 /CCF	\$0.029 /SqFt
SEWER	132.00 CCF			\$576.80	\$4.370 /CCF	\$0.006 /SqFt
WATER	259.00 CCF			\$1,130.08	\$4.363 /CCF	\$0.013 /SqFt
<b>Totals:</b>		<b>558,556 KBtu</b>	<b>6.427 KBtu/SqFt</b>	<b>\$5,577.93</b>		

## Energy

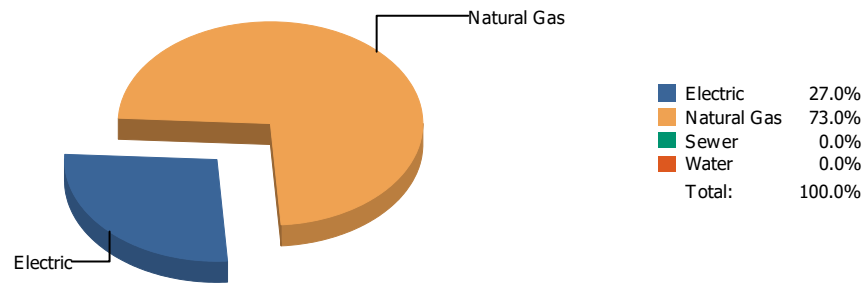


## Cost

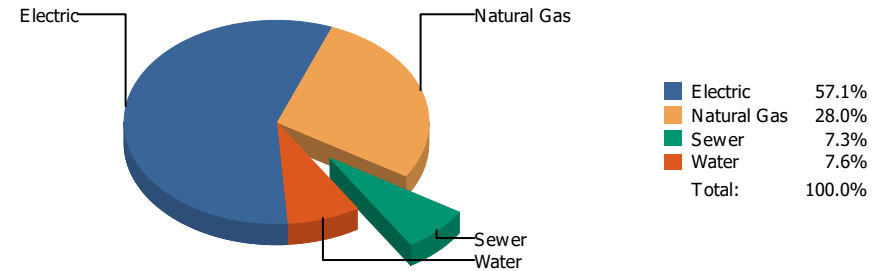


Commodity	Common Use	Energy Use	Energy Use / Area	Total Cost	Cost / Unit	Cost / Area
<b>Place: [DOWELL] DOWELL      115 [BUILDING]</b> <b>Area: 55,801 SqFt</b> <b>Billing Period: Jan 2021</b>						
ELECTRIC	15,213.00 kWh	51,907 KBtu	0.930 KBtu/SqFt	\$1,448.52	\$0.095 /kWh	\$0.026 /SqFt
NATURALGAS	1,044.00 CCF	107,532 KBtu	1.927 KBtu/SqFt	\$739.05	\$0.708 /CCF	\$0.013 /SqFt
SEWER	82.00 CCF			\$261.18	\$3.185 /CCF	\$0.005 /SqFt
WATER	21.00 CCF			\$153.43	\$7.306 /CCF	\$0.003 /SqFt
<b>Totals:</b>		<b>159,439 KBtu</b>	<b>2.857 KBtu/SqFt</b>	<b>\$2,602.18</b>		

## Energy

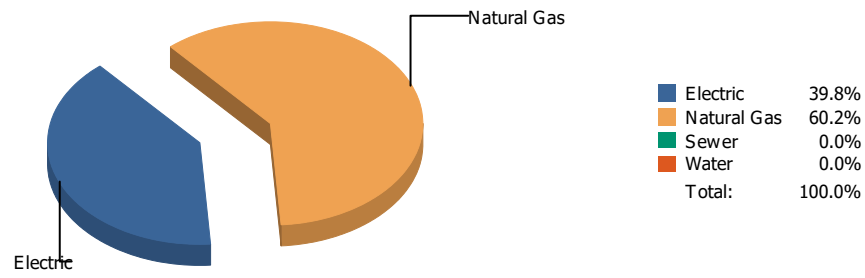


## Cost

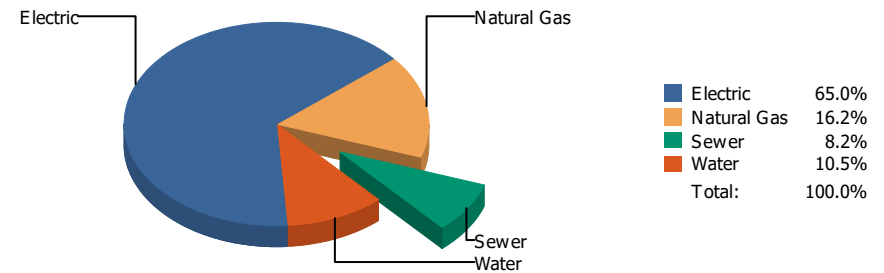


Commodity	Common Use	Energy Use	Energy Use / Area	Total Cost	Cost / Unit	Cost / Area
<b>Place: [DRHORNEDOMIDDLESCHOOL_1] DR. HORNEDO MIDDLE SCHOOL 058 [BUILDING]</b>						
<b>Area: 184,871 SqFt</b>						
<b>Billing Period: Jan 2021</b>						
ELECTRIC	57,800.00 kWh	197,214 KBtu	1.067 KBtu/SqFt	\$5,010.66	\$0.087 /kWh	\$0.027 /SqFt
NATURALGAS	5,176.00 CCF	533,128 KBtu	2.884 KBtu/SqFt	\$2,461.74	\$0.476 /CCF	\$0.013 /SqFt
SEWER	128.00 CCF			\$636.59	\$4.973 /CCF	\$0.003 /SqFt
WATER	44.00 CCF			\$671.54	\$15.262 /CCF	\$0.004 /SqFt
<b>Totals:</b>		<b>730,342 KBtu</b>	<b>3.951 KBtu/SqFt</b>	<b>\$8,780.53</b>		

## Energy

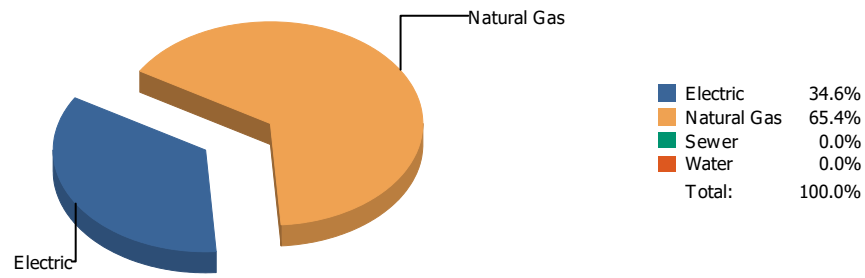


## Cost

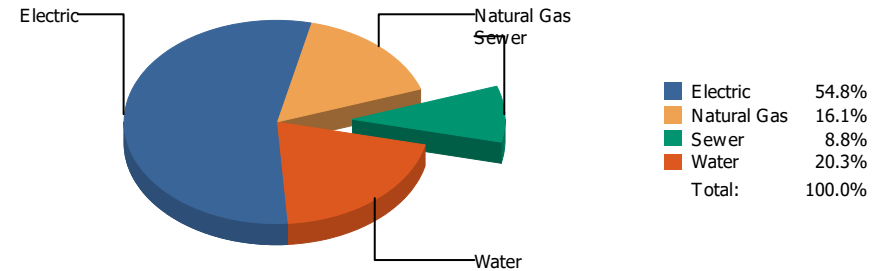


Commodity	Common Use	Energy Use	Energy Use / Area	Total Cost	Cost / Unit	Cost / Area
Place: [ED-CENTER] ED CENTER 919 [BUILDING]						
Area: 220,243 SqFt						
Billing Period: Jan 2021						
ELECTRIC	108,456.00 kWh	370,052 KBtu	1.680 KBtu/SqFt	\$10,256.76	\$0.095 /kWh	\$0.046 /SqFt
NATURALGAS	5,423.00 CCF	558,569 KBtu	2.536 KBtu/SqFt	\$2,558.22	\$0.472 /CCF	\$0.012 /SqFt
SEWER	355.00 CCF			\$1,296.20	\$3.651 /CCF	\$0.006 /SqFt
WATER	421.00 CCF			\$1,656.58	\$3.935 /CCF	\$0.007 /SqFt
<b>Totals:</b>		<b>928,621 KBtu</b>	<b>4.216 KBtu/SqFt</b>	<b>\$15,767.76</b>		

## Energy



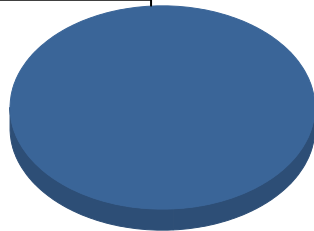
## Cost



Commodity	Common Use	Energy Use	Energy Use / Area	Total Cost	Cost / Unit	Cost / Area
<b>Place: [EL-PASO-HIGH] EL PASO HIGH 006 [BUILDING]</b> <b>Area: 236,062 SqFt</b> <b>Billing Period: Jan 2021</b>						
ELECTRIC	66,892.00 kWh	228,236 KBtu	0.967 KBtu/SqFt	\$9,708.34	\$0.145 /kWh	\$0.041 /SqFt
NATURALGAS	4,181.00 CCF	430,643 KBtu	1.824 KBtu/SqFt	\$2,853.81	\$0.683 /CCF	\$0.012 /SqFt
SEWER	395.00 CCF			\$1,552.88	\$3.931 /CCF	\$0.006 /SqFt
WATER	447.00 CCF			\$3,604.96	\$8.065 /CCF	\$0.015 /SqFt
<b>Totals:</b>		<b>658,879 KBtu</b>	<b>2.791 KBtu/SqFt</b>	<b>\$17,719.99</b>		

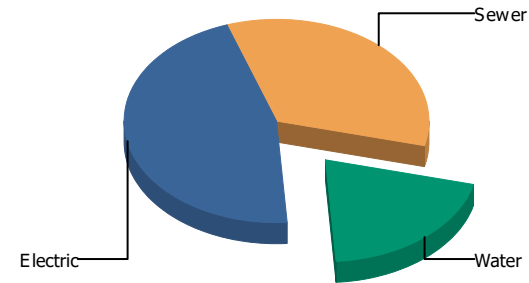
## Energy

Electric



Electric 100.0%  
 Sewer 0.0%  
 Water 0.0%  
 Total: 100.0%

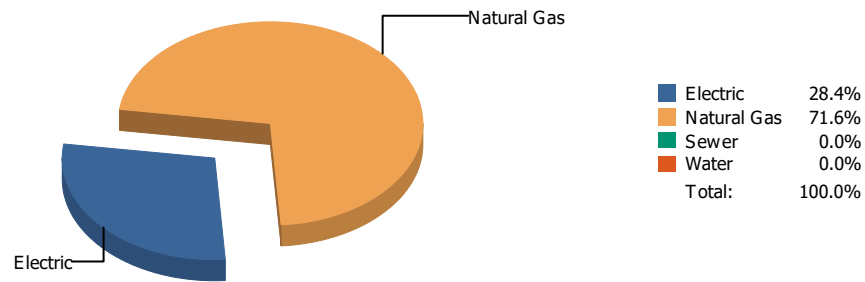
## Cost



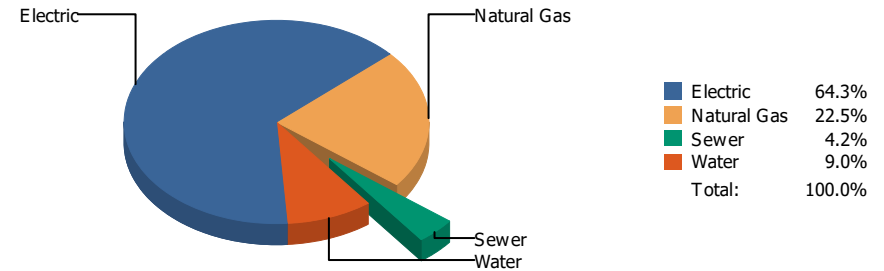
Electric 45.9%  
 Sewer 34.1%  
 Water 20.0%  
 Total: 100.0%

Commodity	Common Use	Energy Use	Energy Use / Area	Total Cost	Cost / Unit	Cost / Area
Place: [FANNIN] FANNIN 116 [BUILDING]						
Area: 73,291 SqFt						
Billing Period: Jan 2021						
ELECTRIC	9,573.00 kWh	32,663 KBtu	0.446 KBtu/SqFt	\$734.35	\$0.077 /kWh	\$0.010 /SqFt
SEWER	95.00 CCF			\$544.77	\$5.734 /CCF	\$0.007 /SqFt
WATER	4.00 CCF			\$320.55	\$80.138 /CCF	\$0.004 /SqFt
<b>Totals:</b>		<b>32,663 KBtu</b>	<b>0.446 KBtu/SqFt</b>	<b>\$1,599.67</b>		

## Energy

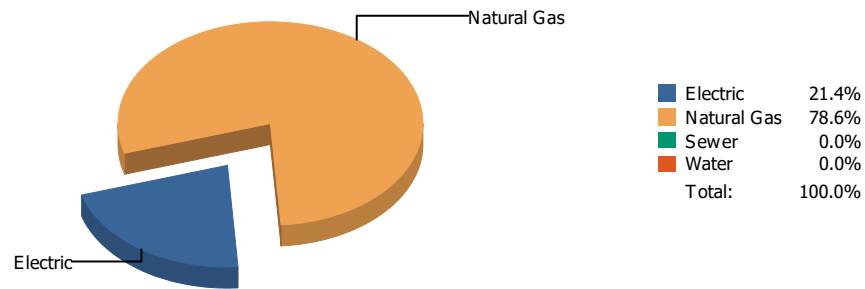


## Cost

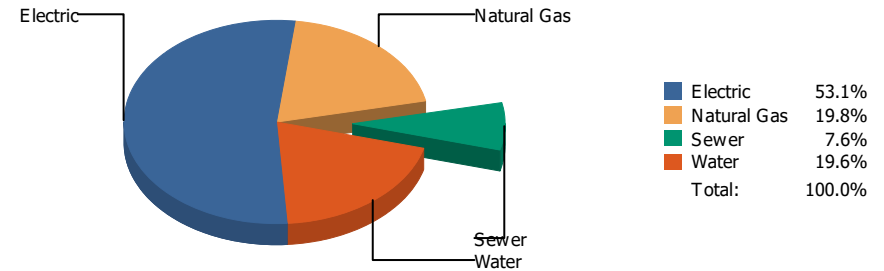


Commodity	Common Use	Energy Use	Energy Use / Area	Total Cost	Cost / Unit	Cost / Area
Place: [FRANKLIN] FRANKLIN HIGH SCHOOL 010 [BUILDING]						
Area: 329,377 SqFt						
Billing Period: Jan 2021						
ELECTRIC	129,230.00 kWh	440,933 KBtu	1.339 KBtu/SqFt	\$14,634.49	\$0.113 /kWh	\$0.044 /SqFt
NATURALGAS	10,810.00 CCF	1,113,430 KBtu	3.380 KBtu/SqFt	\$5,117.58	\$0.473 /CCF	\$0.015 /SqFt
SEWER	272.00 CCF			\$947.63	\$3.484 /CCF	\$0.003 /SqFt
WATER	555.00 CCF			\$2,058.06	\$3.708 /CCF	\$0.006 /SqFt
<b>Totals:</b>		<b>1,554,363 KBtu</b>	<b>4.719 KBtu/SqFt</b>	<b>\$22,757.76</b>		

## Energy

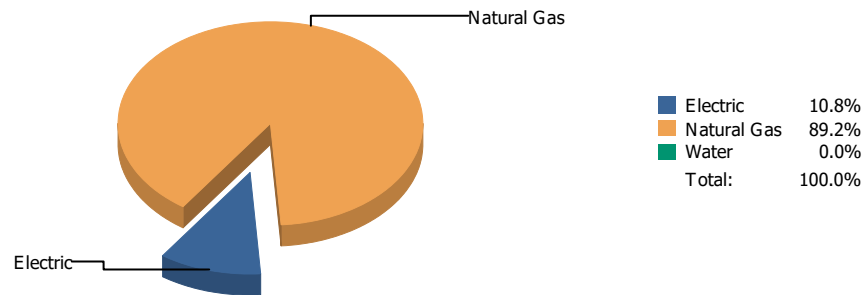


## Cost

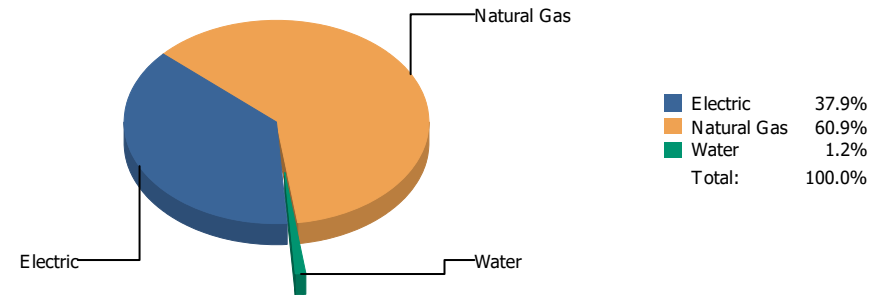


Commodity	Common Use	Energy Use	Energy Use / Area	Total Cost	Cost / Unit	Cost / Area
<b>Place: [FRANKLIN9THGRADECENTER_2] FRANKLIN 9TH GRADE CENTER 053 [BUILDING]</b>						
<b>Area: 193,158 SqFt</b>						
<b>Billing Period: Jan 2021</b>						
ELECTRIC	38,800.00 kWh	132,386 KBtu	0.685 KBtu/SqFt	\$6,073.30	\$0.157 /kWh	\$0.031 /SqFt
NATURALGAS	4,734.00 CCF	487,602 KBtu	2.524 KBtu/SqFt	\$2,266.37	\$0.479 /CCF	\$0.012 /SqFt
SEWER	234.00 CCF			\$865.55	\$3.699 /CCF	\$0.004 /SqFt
WATER	912.00 CCF			\$2,241.75	\$2.458 /CCF	\$0.012 /SqFt
<b>Totals:</b>		<b>619,988 KBtu</b>	<b>3.210 KBtu/SqFt</b>	<b>\$11,446.97</b>		

## Energy

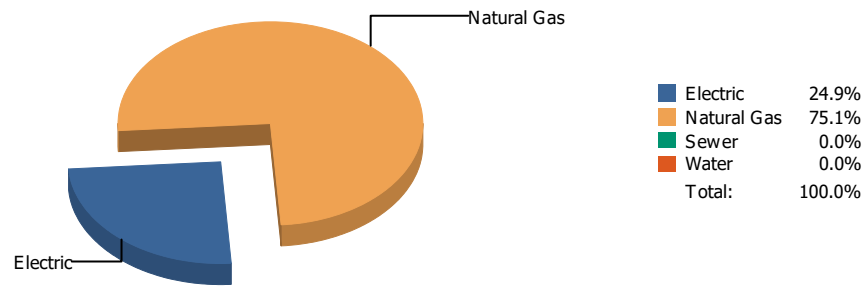


## Cost

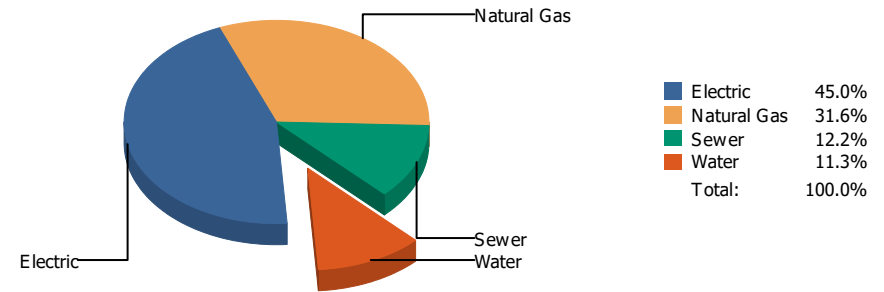


Commodity	Common Use	Energy Use	Energy Use / Area	Total Cost	Cost / Unit	Cost / Area
<b>Place: [GAMBLE] JAMES GAMBLE WAREHOUSE [BUILDING]</b>						
<b>Area: 53,241 SqFt</b>						
<b>Billing Period: Jan 2021</b>						
ELECTRIC	23,800.00 kWh	81,206 KBtu	1.525 KBtu/SqFt	\$1,890.05	\$0.079 /kWh	\$0.035 /SqFt
NATURALGAS	6,485.00 CCF	667,955 KBtu	12.546 KBtu/SqFt	\$3,040.13	\$0.469 /CCF	\$0.057 /SqFt
WATER	0.00 CCF			\$59.49	\$0.000 /CCF	\$0.001 /SqFt
<b>Totals:</b>		<b>749,161 KBtu</b>	<b>14.071 KBtu/SqFt</b>	<b>\$4,989.67</b>		

## Energy

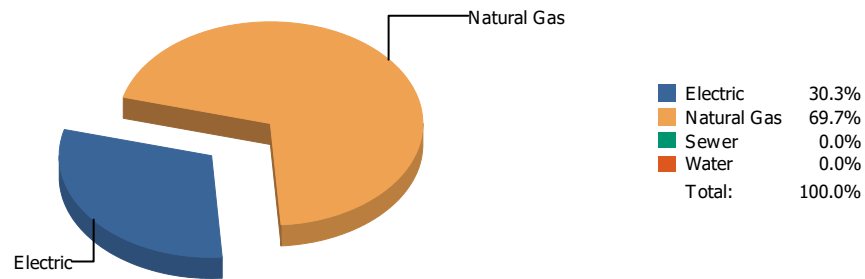


## Cost

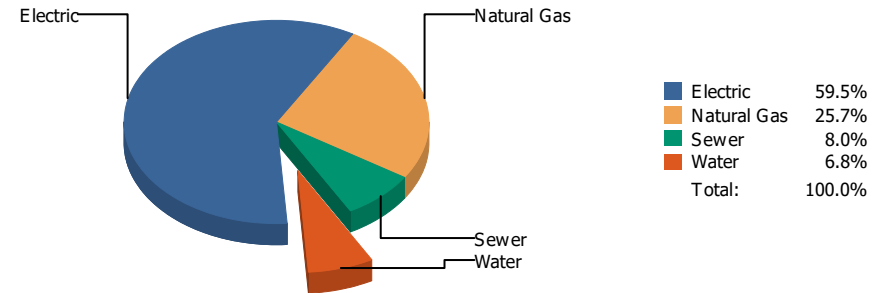


Commodity	Common Use	Energy Use	Energy Use / Area	Total Cost	Cost / Unit	Cost / Area
<b>Place: [GREEN] GREEN ELEMENTARY SCHOOL 162 [BUILDING]</b>						
<b>Area: 88,156 SqFt</b>						
<b>Billing Period: Jan 2021</b>						
ELECTRIC	32,400.00 kWh	110,549 KBtu	1.254 KBtu/SqFt	\$2,526.11	\$0.078 /kWh	\$0.029 /SqFt
NATURALGAS	3,236.00 CCF	333,308 KBtu	3.781 KBtu/SqFt	\$1,771.29	\$0.547 /CCF	\$0.020 /SqFt
SEWER	100.00 CCF			\$681.88	\$6.819 /CCF	\$0.008 /SqFt
WATER	78.00 CCF			\$632.82	\$8.113 /CCF	\$0.007 /SqFt
<b>Totals:</b>		<b>443,857 KBtu</b>	<b>5.035 KBtu/SqFt</b>	<b>\$5,612.10</b>		

## Energy

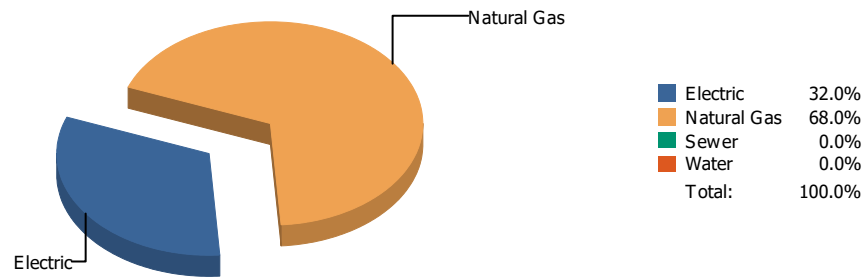


## Cost

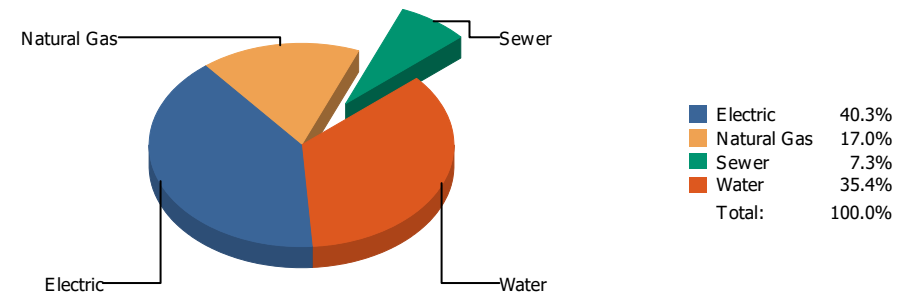


Commodity	Common Use	Energy Use	Energy Use / Area	Total Cost	Cost / Unit	Cost / Area
<b>Place: [GUERRERO] ROSA GUERRERO ELEMENTARY 163 [BUILDING]</b>						
<b>Area: 88,641 SqFt</b>						
<b>Billing Period: Jan 2021</b>						
ELECTRIC	41,280.00 kWh	140,847 KBtu	1.589 KBtu/SqFt	\$4,016.59	\$0.097 /kWh	\$0.045 /SqFt
NATURALGAS	3,144.00 CCF	323,832 KBtu	3.653 KBtu/SqFt	\$1,737.23	\$0.553 /CCF	\$0.020 /SqFt
SEWER	93.00 CCF			\$540.45	\$5.811 /CCF	\$0.006 /SqFt
WATER	12.00 CCF			\$460.24	\$38.353 /CCF	\$0.005 /SqFt
<b>Totals:</b>		<b>464,679 KBtu</b>	<b>5.242 KBtu/SqFt</b>	<b>\$6,754.51</b>		

## Energy

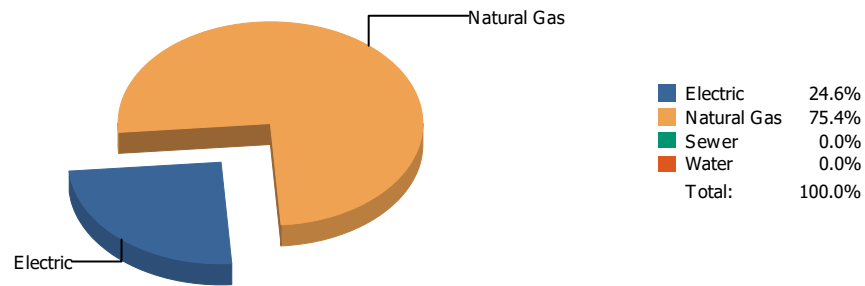


## Cost

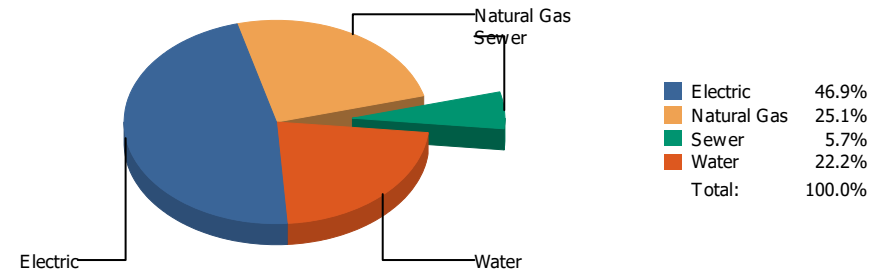


Commodity	Common Use	Energy Use	Energy Use / Area	Total Cost	Cost / Unit	Cost / Area
<b>Place: [GUILLEN] GUILLEN      044 [BUILDING]</b> <b>Area: 223,773 SqFt</b> <b>Billing Period: Jan 2021</b>						
ELECTRIC	44,937.00 kWh	153,325 KBtu	0.685 KBtu/SqFt	\$4,103.73	\$0.091 /kWh	\$0.018 /SqFt
NATURALGAS	3,167.00 CCF	326,201 KBtu	1.458 KBtu/SqFt	\$1,729.20	\$0.546 /CCF	\$0.008 /SqFt
SEWER	187.00 CCF			\$743.49	\$3.976 /CCF	\$0.003 /SqFt
WATER	591.00 CCF			\$3,602.36	\$6.095 /CCF	\$0.016 /SqFt
<b>Totals:</b>		<b>479,526 KBtu</b>	<b>2.143 KBtu/SqFt</b>	<b>\$10,178.78</b>		

## Energy

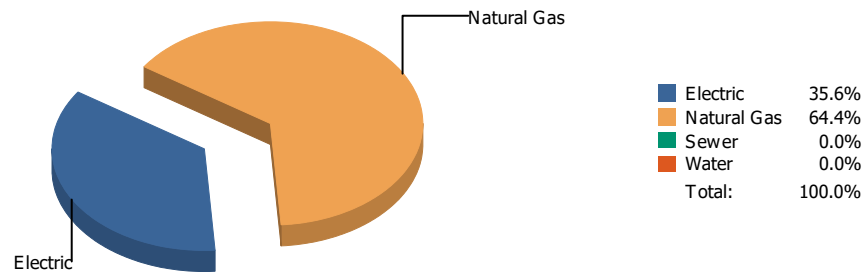


## Cost

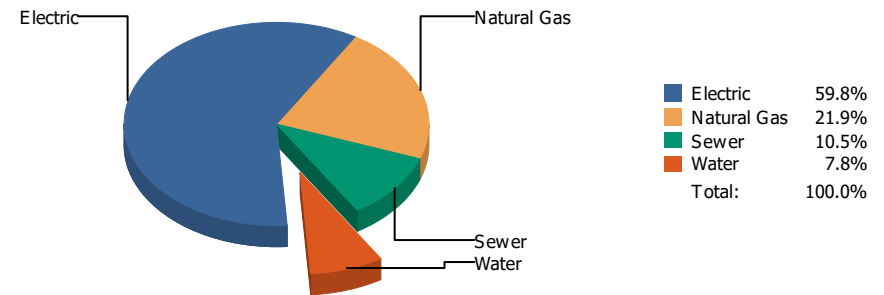


Commodity	Common Use	Energy Use	Energy Use / Area	Total Cost	Cost / Unit	Cost / Area
<b>Place: [HART] HART      118 [BUILDING]</b> <b>Area: 63,357 SqFt</b> <b>Billing Period: Jan 2021</b>						
ELECTRIC	35,520.00 kWh	121,194 KBtu	1.913 KBtu/SqFt	\$3,282.40	\$0.092 /kWh	\$0.052 /SqFt
NATURALGAS	3,598.00 CCF	370,594 KBtu	5.849 KBtu/SqFt	\$1,755.86	\$0.488 /CCF	\$0.028 /SqFt
SEWER	77.00 CCF			\$400.12	\$5.196 /CCF	\$0.006 /SqFt
WATER	224.00 CCF			\$1,555.32	\$6.943 /CCF	\$0.024 /SqFt
<b>Totals:</b>		<b>491,788 KBtu</b>	<b>7.762 KBtu/SqFt</b>	<b>\$6,993.70</b>		

## Energy

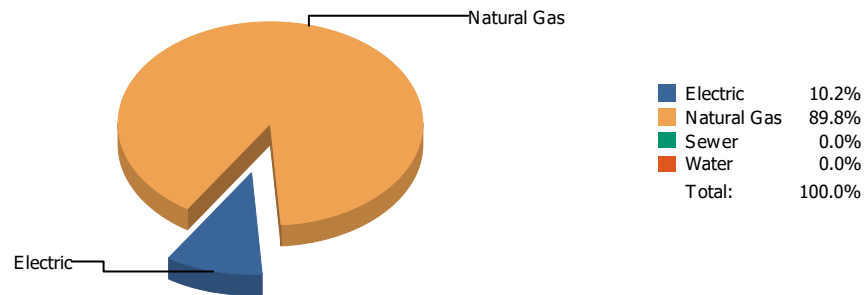


## Cost

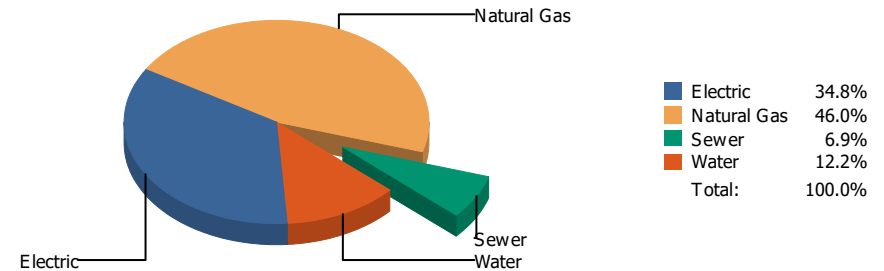


Commodity	Common Use	Energy Use	Energy Use / Area	Total Cost	Cost / Unit	Cost / Area
<b>Place: [HAWKINS] HAWKINS      119 [BUILDING]</b> <b>Area: 57,207 SqFt</b> <b>Billing Period: Jan 2021</b>						
ELECTRIC	24,513.00 kWh	83,638 KBtu	1.462 KBtu/SqFt	\$2,240.78	\$0.091 /kWh	\$0.039 /SqFt
NATURALGAS	1,469.00 CCF	151,307 KBtu	2.645 KBtu/SqFt	\$819.64	\$0.558 /CCF	\$0.014 /SqFt
SEWER	84.00 CCF			\$392.98	\$4.678 /CCF	\$0.007 /SqFt
WATER	13.00 CCF			\$291.62	\$22.432 /CCF	\$0.005 /SqFt
<b>Totals:</b>		<b>234,945 KBtu</b>	<b>4.107 KBtu/SqFt</b>	<b>\$3,745.02</b>		

## Energy

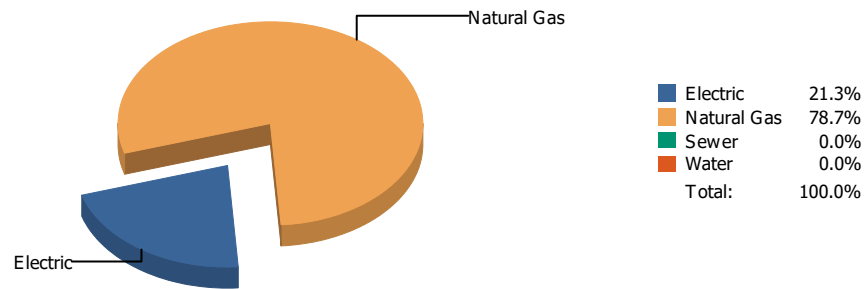


## Cost

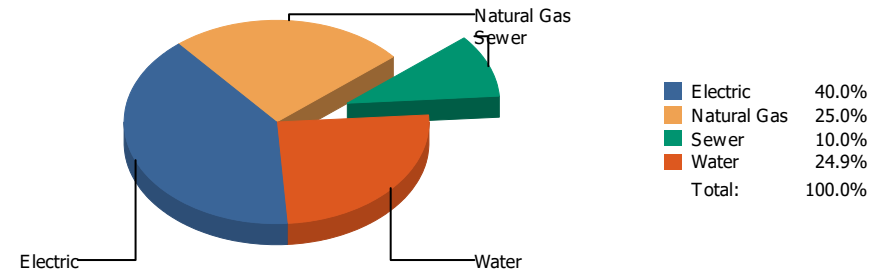


Commodity	Common Use	Energy Use	Energy Use / Area	Total Cost	Cost / Unit	Cost / Area
Place: [HENDERSO] HENDERSON 041 [BUILDING]						
Area: 145,254 SqFt						
Billing Period: Jan 2021						
ELECTRIC	22,503.00 kWh	76,780 KBtu	0.529 KBtu/SqFt	\$2,330.13	\$0.104 /kWh	\$0.016 /SqFt
NATURALGAS	6,569.00 CCF	676,607 KBtu	4.658 KBtu/SqFt	\$3,082.28	\$0.469 /CCF	\$0.021 /SqFt
SEWER	166.00 CCF			\$464.33	\$2.797 /CCF	\$0.003 /SqFt
WATER	163.00 CCF			\$818.74	\$5.023 /CCF	\$0.006 /SqFt
<b>Totals:</b>		<b>753,387 KBtu</b>	<b>5.187 KBtu/SqFt</b>	<b>\$6,695.48</b>		

## Energy



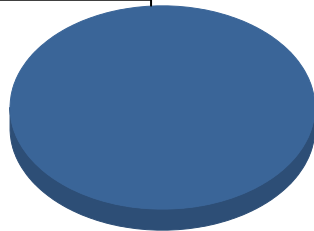
## Cost



Commodity	Common Use	Energy Use	Energy Use / Area	Total Cost	Cost / Unit	Cost / Area
Place: [HERRERA_1] HERRERA ELEMENTARY 174 [BUILDING]						
Area: 86,275 SqFt						
Billing Period: Jan 2021						
ELECTRIC	25,800.00 kWh	88,030 KBtu	1.020 KBtu/SqFt	\$2,499.64	\$0.097 /kWh	\$0.029 /SqFt
NATURALGAS	3,166.00 CCF	326,098 KBtu	3.780 KBtu/SqFt	\$1,565.81	\$0.495 /CCF	\$0.018 /SqFt
SEWER	124.00 CCF			\$627.95	\$5.064 /CCF	\$0.007 /SqFt
WATER	197.00 CCF			\$1,557.58	\$7.906 /CCF	\$0.018 /SqFt
<b>Totals:</b>		<b>414,128 KBtu</b>	<b>4.800 KBtu/SqFt</b>	<b>\$6,250.98</b>		

## Energy

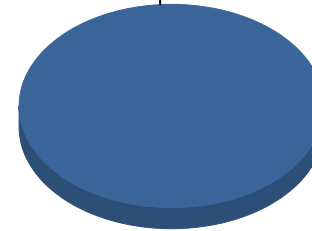
Electric



■ Electric 100.0%  
Total: 100.0%

## Cost

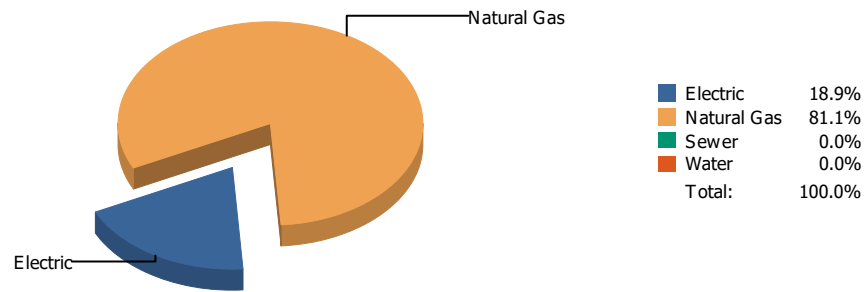
Electric



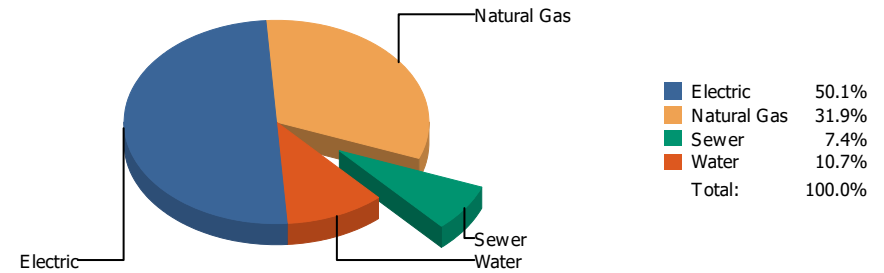
■ Electric 100.0%  
Total: 100.0%

Commodity	Common Use	Energy Use	Energy Use / Area	Total Cost	Cost / Unit	Cost / Area
Place: [HIGHLAND] HIGHLAND/ANNEX 120 [BUILDING]						
Area: 33,705 SqFt						
Billing Period: Jan 2021						
ELECTRIC	33,440.00 kWh	114,097 KBtu	3.385 KBtu/SqFt	\$1,748.94	\$0.052 /kWh	\$0.052 /SqFt
<b>Totals:</b>		<b>114,097 KBtu</b>	<b>3.385 KBtu/SqFt</b>	<b>\$1,748.94</b>		

## Energy

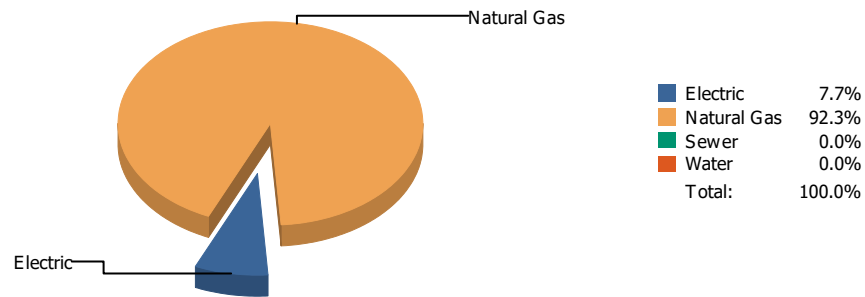


## Cost

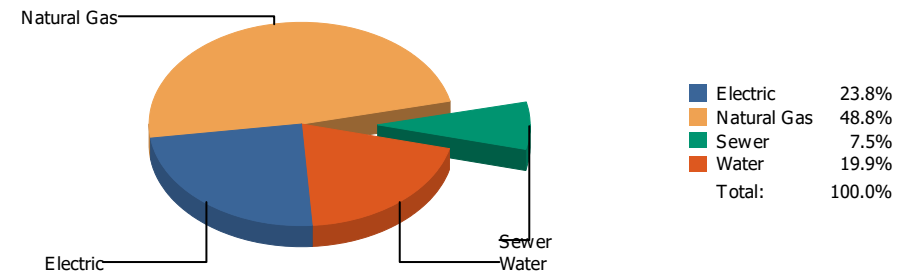


Commodity	Common Use	Energy Use	Energy Use / Area	Total Cost	Cost / Unit	Cost / Area
<b>Place: [HILLSIDE] HILLSIDE 121 [BUILDING]</b> <b>Area: 80,656 SqFt</b> <b>Billing Period: Jan 2021</b>						
ELECTRIC	31,101.00 kWh	106,117 KBtu	1.316 KBtu/SqFt	\$3,872.29	\$0.125 /kWh	\$0.048 /SqFt
NATURALGAS	4,427.00 CCF	455,981 KBtu	5.653 KBtu/SqFt	\$2,462.36	\$0.556 /CCF	\$0.030 /SqFt
SEWER	106.00 CCF			\$568.53	\$5.363 /CCF	\$0.007 /SqFt
WATER	224.00 CCF			\$822.83	\$3.673 /CCF	\$0.010 /SqFt
<b>Totals:</b>		<b>562,098 KBtu</b>	<b>6.969 KBtu/SqFt</b>	<b>\$7,726.01</b>		

## Energy

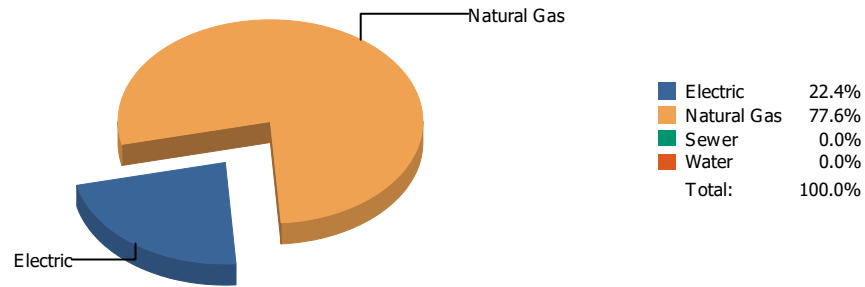


## Cost

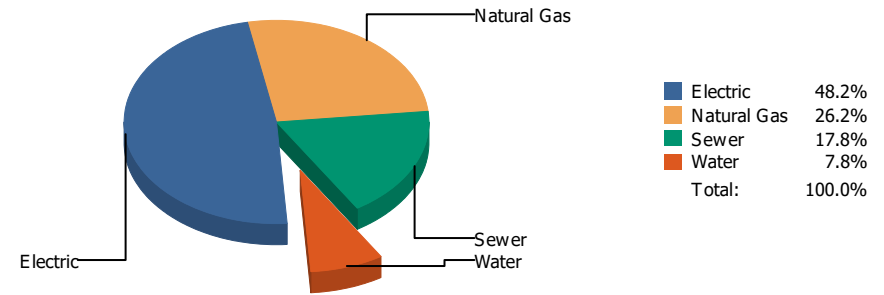


Commodity	Common Use	Energy Use	Energy Use / Area	Total Cost	Cost / Unit	Cost / Area
Place: [HOUSTON] HOUSTON 122 [BUILDING]						
Area: 84,178 SqFt						
Billing Period: Jan 2021						
ELECTRIC	13,200.00 kWh	45,038 KBtu	0.535 KBtu/SqFt	\$1,298.60	\$0.098 /kWh	\$0.015 /SqFt
NATURALGAS	5,229.00 CCF	538,587 KBtu	6.398 KBtu/SqFt	\$2,658.89	\$0.508 /CCF	\$0.032 /SqFt
SEWER	32.00 CCF			\$408.69	\$12.772 /CCF	\$0.005 /SqFt
WATER	172.00 CCF			\$1,082.91	\$6.296 /CCF	\$0.013 /SqFt
<b>Totals:</b>		<b>583,625 KBtu</b>	<b>6.933 KBtu/SqFt</b>	<b>\$5,449.09</b>		

## Energy

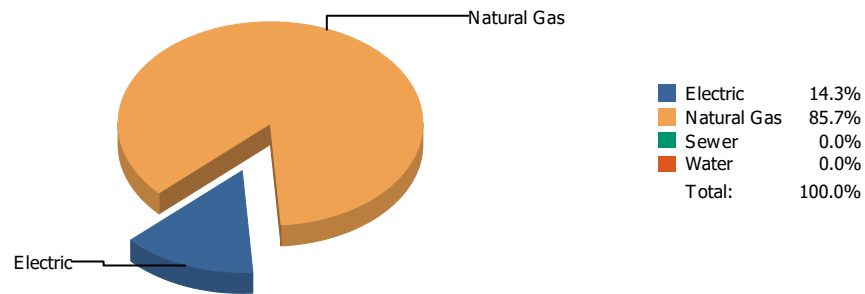


## Cost

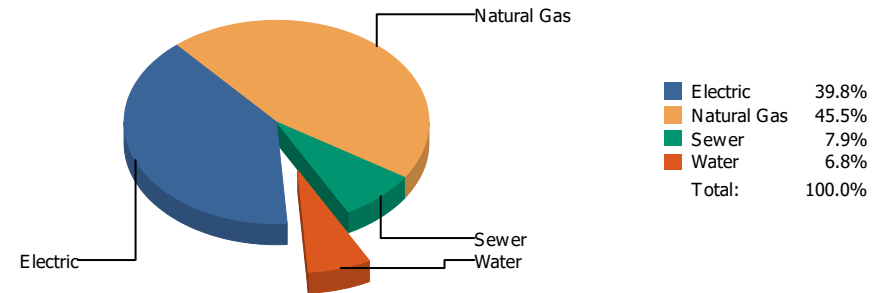


Commodity	Common Use	Energy Use	Energy Use / Area	Total Cost	Cost / Unit	Cost / Area
<b>Place: [HUGHEY] HUGHEY      123 [BUILDING]</b> <b>Area: 74,815 SqFt</b> <b>Billing Period: Jan 2021</b>						
ELECTRIC	23,296.00 kWh	79,486 KBtu	1.062 KBtu/SqFt	\$2,800.12	\$0.120 /kWh	\$0.037 /SqFt
NATURALGAS	2,675.00 CCF	275,525 KBtu	3.683 KBtu/SqFt	\$1,520.55	\$0.568 /CCF	\$0.020 /SqFt
SEWER	273.00 CCF			\$1,035.02	\$3.791 /CCF	\$0.014 /SqFt
WATER	57.00 CCF			\$455.80	\$7.996 /CCF	\$0.006 /SqFt
<b>Totals:</b>		<b>355,011 KBtu</b>	<b>4.745 KBtu/SqFt</b>	<b>\$5,811.49</b>		

## Energy

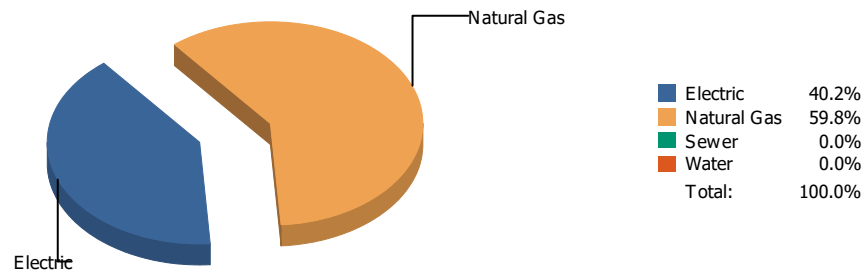


## Cost

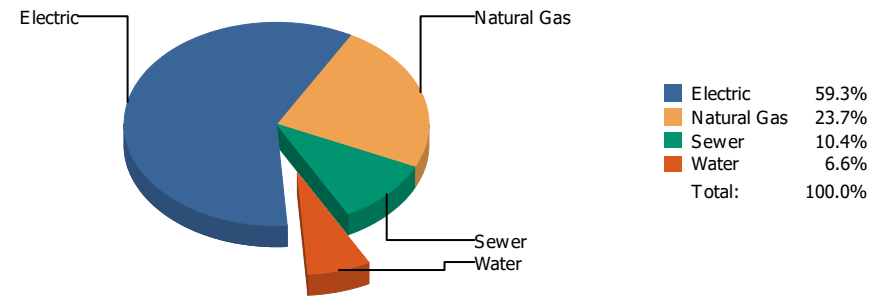


Commodity	Common Use	Energy Use	Energy Use / Area	Total Cost	Cost / Unit	Cost / Area
Place: [IRVIN] IRVIN 008 [BUILDING]						
Area: 303,804 SqFt						
Billing Period: Jan 2021						
ELECTRIC	82,633.00 kWh	281,944 KBtu	0.928 KBtu/SqFt	\$6,979.22	\$0.084 /kWh	\$0.023 /SqFt
NATURALGAS	16,415.00 CCF	1,690,745 KBtu	5.565 KBtu/SqFt	\$7,984.22	\$0.486 /CCF	\$0.026 /SqFt
SEWER	537.00 CCF			\$1,393.72	\$2.595 /CCF	\$0.005 /SqFt
WATER	406.00 CCF			\$1,189.83	\$2.931 /CCF	\$0.004 /SqFt
<b>Totals:</b>		<b>1,972,689 KBtu</b>	<b>6.493 KBtu/SqFt</b>	<b>\$17,546.99</b>		

## Energy

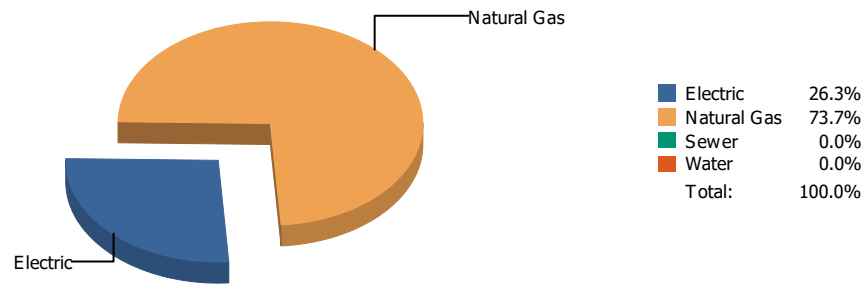


## Cost

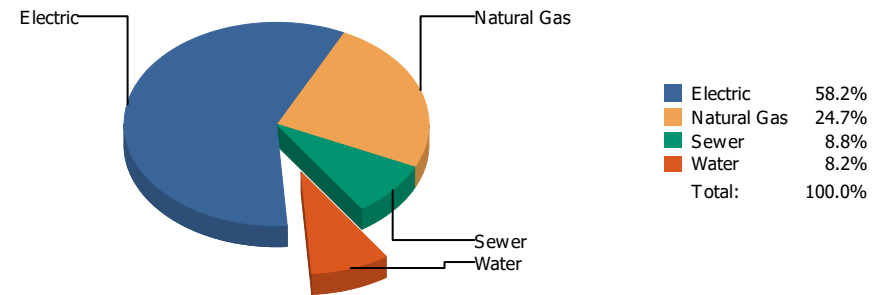


Commodity	Common Use	Energy Use	Energy Use / Area	Total Cost	Cost / Unit	Cost / Area
Place: [JEFFERSN] JEFFERSON 009 [BUILDING]						
Area: 257,708 SqFt						
Billing Period: Jan 2021						
ELECTRIC	84,511.00 kWh	288,352 KBtu	1.119 KBtu/SqFt	\$7,224.10	\$0.085 /kWh	\$0.028 /SqFt
NATURALGAS	4,170.00 CCF	429,510 KBtu	1.667 KBtu/SqFt	\$2,889.75	\$0.693 /CCF	\$0.011 /SqFt
SEWER	313.00 CCF			\$1,261.60	\$4.031 /CCF	\$0.005 /SqFt
WATER	101.00 CCF			\$806.99	\$7.990 /CCF	\$0.003 /SqFt
<b>Totals:</b>		<b>717,862 KBtu</b>	<b>2.786 KBtu/SqFt</b>	<b>\$12,182.44</b>		

## Energy

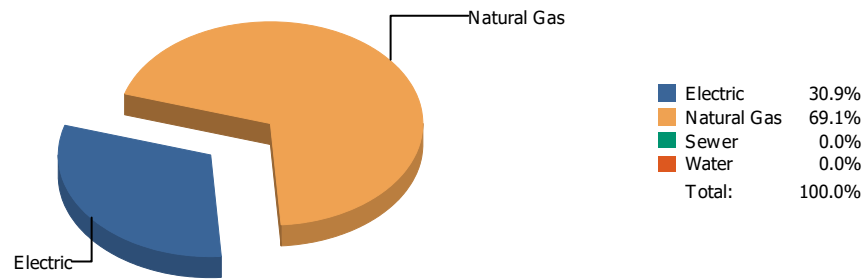


## Cost

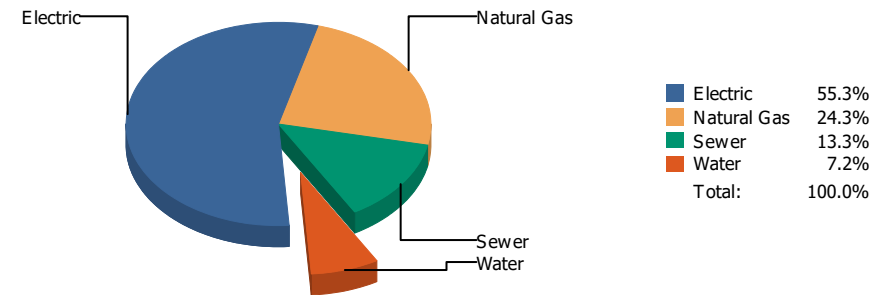


Commodity	Common Use	Energy Use	Energy Use / Area	Total Cost	Cost / Unit	Cost / Area
Place: [JOHNSON] L.B. JOHNSON 155 [BUILDING]						
Area: 87,993 SqFt						
Billing Period: Jan 2021						
ELECTRIC	25,250.00 kWh	86,153 KBtu	0.979 KBtu/SqFt	\$2,845.16	\$0.113 /kWh	\$0.032 /SqFt
NATURALGAS	2,343.00 CCF	241,329 KBtu	2.743 KBtu/SqFt	\$1,209.44	\$0.516 /CCF	\$0.014 /SqFt
SEWER	91.00 CCF			\$430.36	\$4.729 /CCF	\$0.005 /SqFt
WATER	71.00 CCF			\$402.58	\$5.670 /CCF	\$0.005 /SqFt
<b>Totals:</b>		<b>327,482 KBtu</b>	<b>3.722 KBtu/SqFt</b>	<b>\$4,887.54</b>		

## Energy

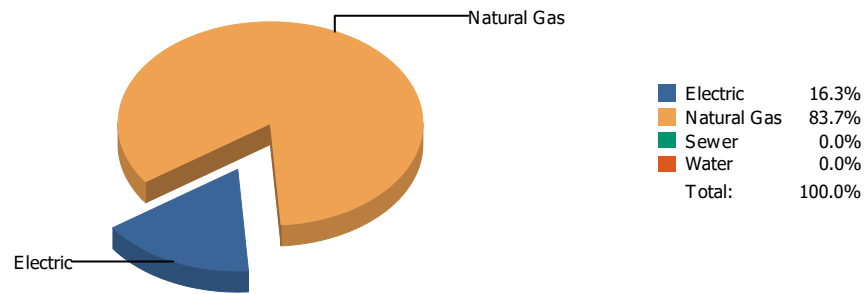


## Cost

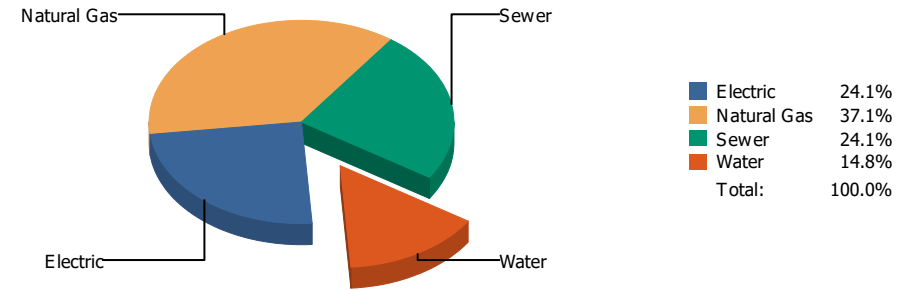


Commodity	Common Use	Energy Use	Energy Use / Area	Total Cost	Cost / Unit	Cost / Area
<b>Place: [KOHLBERG] KOHLBERG ELEMENTARY [BUILDING]</b>						
<b>Area: 99,884 SqFt</b>						
<b>Billing Period: Jan 2021</b>						
ELECTRIC	43,680.00 kWh	149,036 KBtu	1.492 KBtu/SqFt	\$4,025.68	\$0.092 /kWh	\$0.040 /SqFt
NATURALGAS	3,232.00 CCF	332,896 KBtu	3.333 KBtu/SqFt	\$1,766.80	\$0.547 /CCF	\$0.018 /SqFt
SEWER	300.00 CCF			\$965.86	\$3.220 /CCF	\$0.010 /SqFt
WATER	98.00 CCF			\$522.65	\$5.333 /CCF	\$0.005 /SqFt
<b>Totals:</b>		<b>481,932 KBtu</b>	<b>4.825 KBtu/SqFt</b>	<b>\$7,280.99</b>		

## Energy

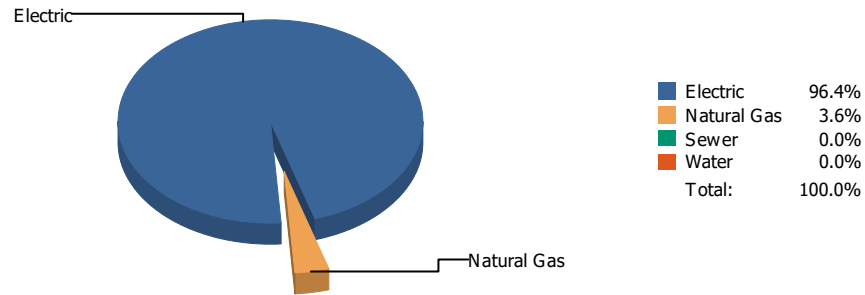


## Cost

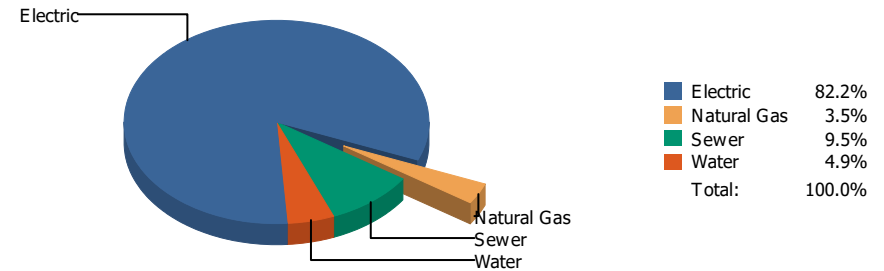


Commodity	Common Use	Energy Use	Energy Use / Area	Total Cost	Cost / Unit	Cost / Area
<b>Place: [LAMAR] LAMAR      125 [BUILDING]</b> <b>Area: 76,252 SqFt</b> <b>Billing Period: Jan 2021</b>						
ELECTRIC	12,000.00 kWh	40,944 KBtu	0.537 KBtu/SqFt	\$913.22	\$0.076 /kWh	\$0.012 /SqFt
NATURALGAS	2,038.00 CCF	209,914 KBtu	2.753 KBtu/SqFt	\$1,406.06	\$0.690 /CCF	\$0.018 /SqFt
SEWER	157.00 CCF			\$912.49	\$5.812 /CCF	\$0.012 /SqFt
WATER	26.00 CCF			\$560.08	\$21.542 /CCF	\$0.007 /SqFt
<b>Totals:</b>		<b>250,858 KBtu</b>	<b>3.290 KBtu/SqFt</b>	<b>\$3,791.85</b>		

## Energy

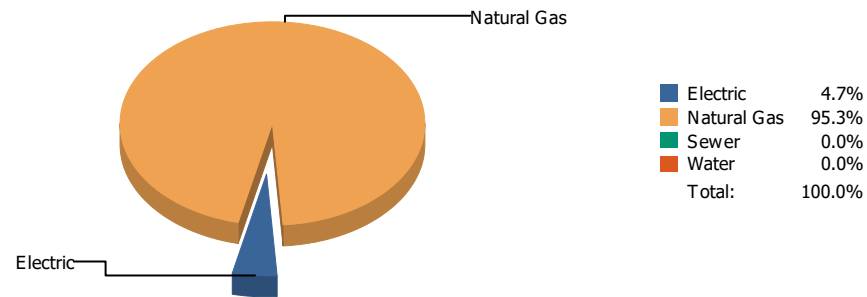


## Cost

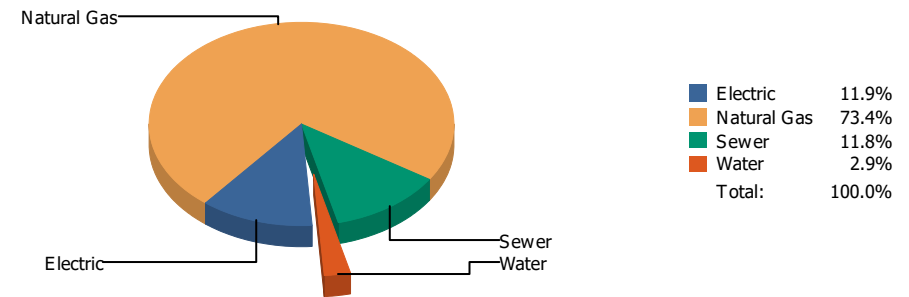


Commodity	Common Use	Energy Use	Energy Use / Area	Total Cost	Cost / Unit	Cost / Area
Place: [LINCOLN] LINCOLN 051 [BUILDING]						
Area: 163,678 SqFt						
Billing Period: Jan 2021						
ELECTRIC	23,563.00 kWh	80,397 KBtu	0.491 KBtu/SqFt	\$4,176.20	\$0.177 /kWh	\$0.025 /SqFt
NATURALGAS	29.00 CCF	2,987 KBtu	0.018 KBtu/SqFt	\$176.33	\$6.080 /CCF	\$0.001 /SqFt
SEWER	115.00 CCF			\$482.20	\$4.193 /CCF	\$0.003 /SqFt
WATER	5.00 CCF			\$247.48	\$49.496 /CCF	\$0.002 /SqFt
<b>Totals:</b>		<b>83,384 KBtu</b>	<b>0.509 KBtu/SqFt</b>	<b>\$5,082.21</b>		

## Energy

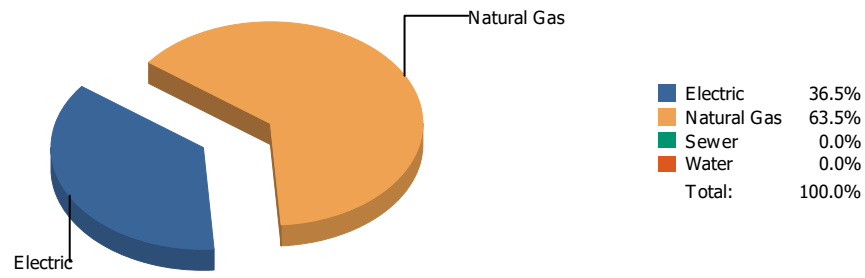


## Cost

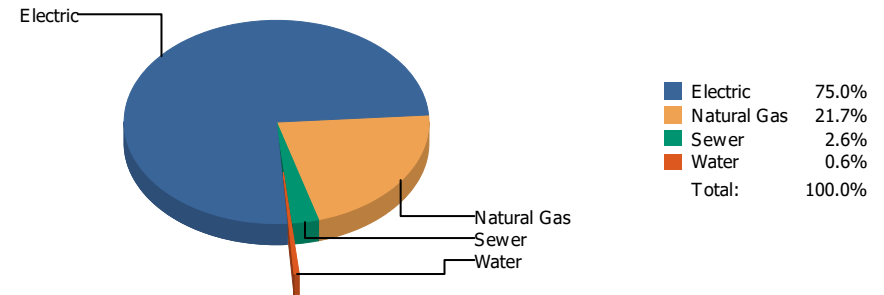


Commodity	Common Use	Energy Use	Energy Use / Area	Total Cost	Cost / Unit	Cost / Area
Place: [LIVE-MAT] LIVE MATERIAL CENTER 929 [BUILDING]						
Area: 2,483 SqFt						
Billing Period: Jan 2021						
ELECTRIC	240.00 kWh	819 KBtu	0.330 KBtu/SqFt	\$65.14	\$0.271 /kWh	\$0.026 /SqFt
NATURALGAS	161.00 CCF	16,583 KBtu	6.679 KBtu/SqFt	\$400.20	\$2.486 /CCF	\$0.161 /SqFt
SEWER	14.00 CCF			\$64.58	\$4.613 /CCF	\$0.026 /SqFt
WATER	0.00 CCF			\$15.64	\$0.000 /CCF	\$0.006 /SqFt
<b>Totals:</b>		<b>17,402 KBtu</b>	<b>7.008 KBtu/SqFt</b>	<b>\$545.56</b>		

## Energy

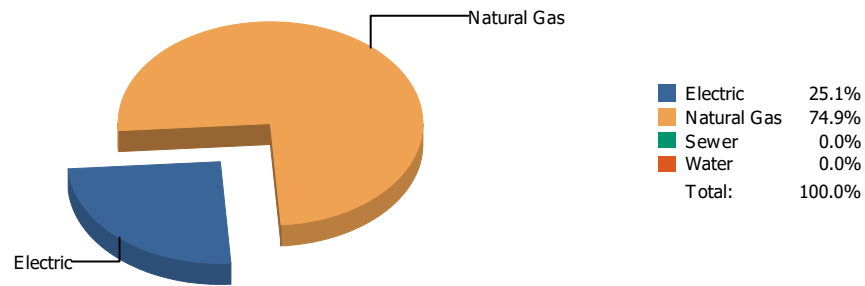


## Cost

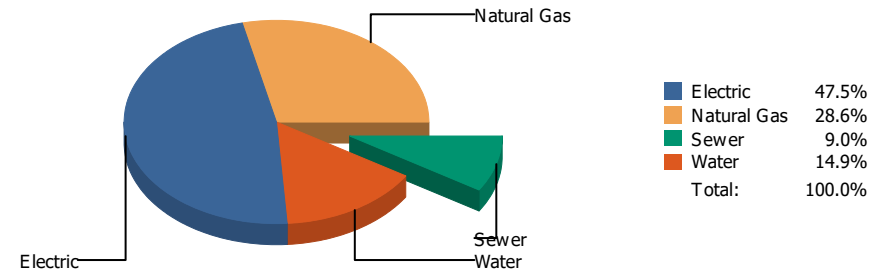


Commodity	Common Use	Energy Use	Energy Use / Area	Total Cost	Cost / Unit	Cost / Area
<b>Place: [LOGAN] LOGAN      128 [BUILDING]</b> <b>Area: 72,248 SqFt</b> <b>Billing Period: Jan 2021</b>						
ELECTRIC	35,800.00 kWh	122,150 KBtu	1.691 KBtu/SqFt	\$3,751.35	\$0.105 /kWh	\$0.052 /SqFt
NATURALGAS	2,066.00 CCF	212,798 KBtu	2.945 KBtu/SqFt	\$1,086.98	\$0.526 /CCF	\$0.015 /SqFt
SEWER	12.00 CCF			\$131.69	\$10.974 /CCF	\$0.002 /SqFt
WATER	3.00 CCF			\$32.22	\$10.740 /CCF	\$0.000 /SqFt
<b>Totals:</b>		<b>334,948 KBtu</b>	<b>4.636 KBtu/SqFt</b>	<b>\$5,002.24</b>		

## Energy

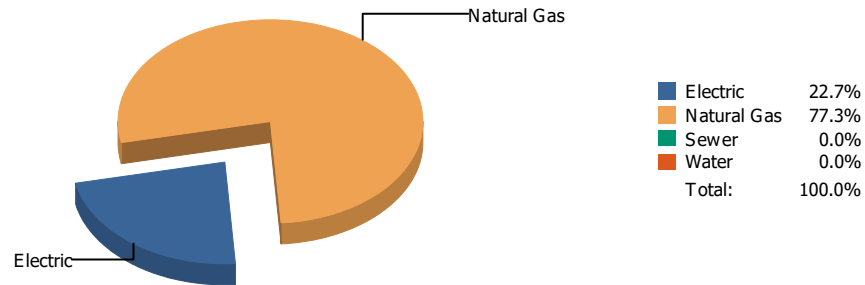


## Cost

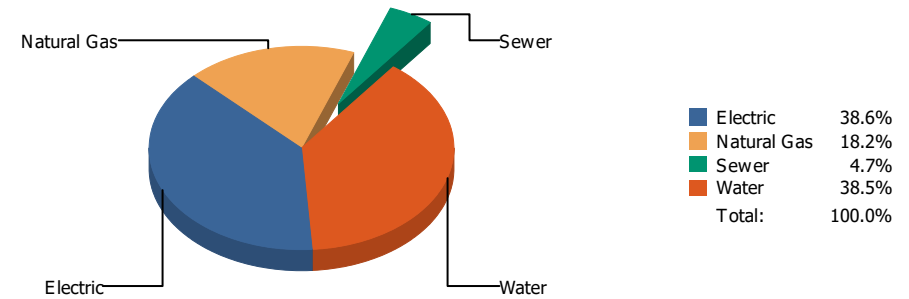


Commodity	Common Use	Energy Use	Energy Use / Area	Total Cost	Cost / Unit	Cost / Area
Place: [LUNDY_2] LUNDY 177 [BUILDING]						
Area: 112,731 SqFt						
Billing Period: Jan 2021						
ELECTRIC	39,800.00 kWh	135,798 KBtu	1.205 KBtu/SqFt	\$3,464.58	\$0.087 /kWh	\$0.031 /SqFt
NATURALGAS	3,937.00 CCF	405,511 KBtu	3.597 KBtu/SqFt	\$2,082.19	\$0.529 /CCF	\$0.018 /SqFt
SEWER	136.00 CCF			\$653.87	\$4.808 /CCF	\$0.006 /SqFt
WATER	117.00 CCF			\$1,088.57	\$9.304 /CCF	\$0.010 /SqFt
<b>Totals:</b>		<b>541,309 KBtu</b>	<b>4.802 KBtu/SqFt</b>	<b>\$7,289.21</b>		

## Energy

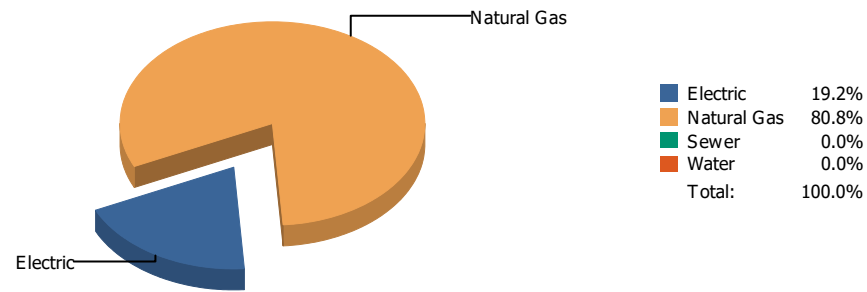


## Cost

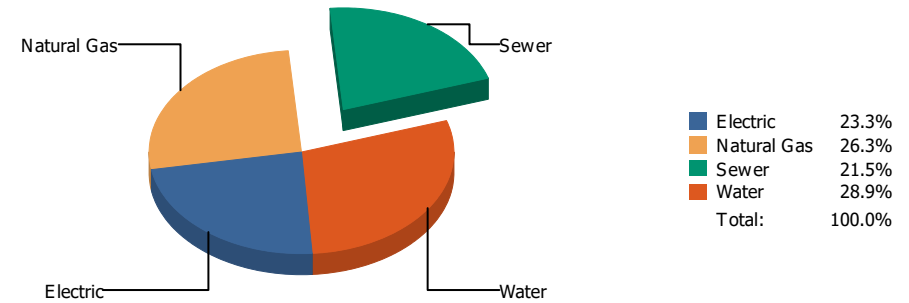


Commodity	Common Use	Energy Use	Energy Use / Area	Total Cost	Cost / Unit	Cost / Area
Place: [MAC] MACARTHUR 129 [BUILDING]						
Area: 143,341 SqFt						
Billing Period: Jan 2021						
ELECTRIC	42,800.00 kWh	146,034 KBtu	1.019 KBtu/SqFt	\$4,870.68	\$0.114 /kWh	\$0.034 /SqFt
NATURALGAS	4,830.00 CCF	497,490 KBtu	3.471 KBtu/SqFt	\$2,297.48	\$0.476 /CCF	\$0.016 /SqFt
SEWER	167.00 CCF			\$594.52	\$3.560 /CCF	\$0.004 /SqFt
WATER	833.00 CCF			\$4,856.73	\$5.830 /CCF	\$0.034 /SqFt
<b>Totals:</b>		<b>643,524 KBtu</b>	<b>4.489 KBtu/SqFt</b>	<b>\$12,619.41</b>		

## Energy

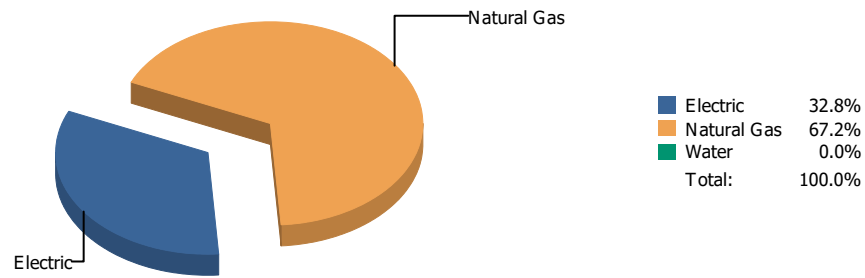


## Cost

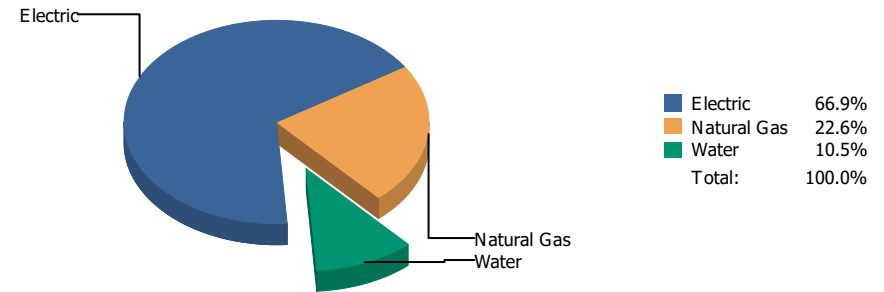


Commodity	Common Use	Energy Use	Energy Use / Area	Total Cost	Cost / Unit	Cost / Area
Place: [MAGOFFIN] MAGOFFIN 047 [BUILDING]						
Area: 76,378 SqFt						
Billing Period: Jan 2021						
ELECTRIC	5,220.00 kWh	17,811 KBtu	0.233 KBtu/SqFt	\$438.47	\$0.084 /kWh	\$0.006 /SqFt
NATURALGAS	728.00 CCF	74,984 KBtu	0.982 KBtu/SqFt	\$495.69	\$0.681 /CCF	\$0.006 /SqFt
SEWER	21.00 CCF			\$405.47	\$19.308 /CCF	\$0.005 /SqFt
WATER	36.00 CCF			\$543.94	\$15.109 /CCF	\$0.007 /SqFt
<b>Totals:</b>		<b>92,795 KBtu</b>	<b>1.215 KBtu/SqFt</b>	<b>\$1,883.57</b>		

## Energy

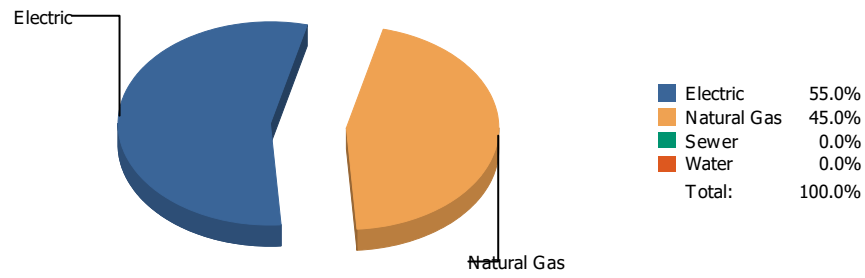


## Cost

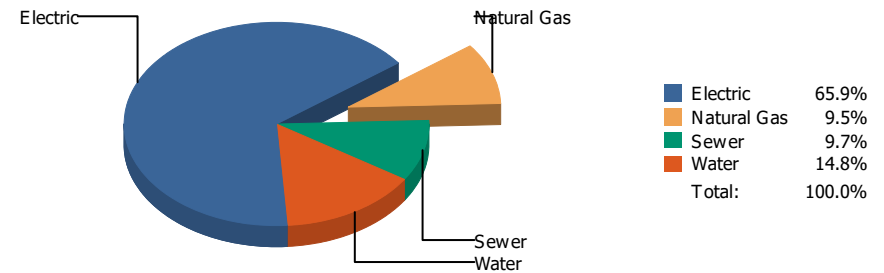


Commodity	Common Use	Energy Use	Energy Use / Area	Total Cost	Cost / Unit	Cost / Area
Place: [MAGOFFINNEWMIDDLESCHOOL] MAGOFFIN NEW MIDDLE SCHOOL [BUILDING]						
Area: 116,136 SqFt						
Billing Period: Jan 2021						
ELECTRIC	55,200.00 kWh	188,342 KBtu	1.622 KBtu/SqFt	\$5,418.38	\$0.098 /kWh	\$0.047 /SqFt
NATURALGAS	3,749.00 CCF	386,147 KBtu	3.325 KBtu/SqFt	\$1,830.95	\$0.488 /CCF	\$0.016 /SqFt
WATER	81.00 CCF			\$852.54	\$10.525 /CCF	\$0.007 /SqFt
<b>Totals:</b>		<b>574,489 KBtu</b>	<b>4.947 KBtu/SqFt</b>	<b>\$8,101.87</b>		

## Energy



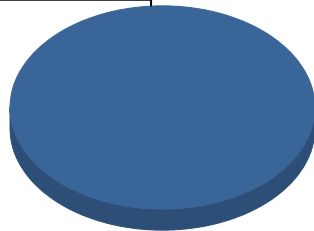
## Cost



Commodity	Common Use	Energy Use	Energy Use / Area	Total Cost	Cost / Unit	Cost / Area
<b>Place: [MAXINE] MAXINE SILVA HEALTH MAGNET 011 [BUILDING]</b>						
<b>Area: 80,909 SqFt</b>						
<b>Billing Period: Jan 2021</b>						
ELECTRIC	35,400.00 kWh	120,785 KBtu	1.493 KBtu/SqFt	\$4,117.87	\$0.116 /kWh	\$0.051 /SqFt
NATURALGAS	961.00 CCF	98,983 KBtu	1.223 KBtu/SqFt	\$596.29	\$0.620 /CCF	\$0.007 /SqFt
SEWER	173.00 CCF			\$607.48	\$3.511 /CCF	\$0.008 /SqFt
WATER	278.00 CCF			\$924.73	\$3.326 /CCF	\$0.011 /SqFt
<b>Totals:</b>		<b>219,768 KBtu</b>	<b>2.716 KBtu/SqFt</b>	<b>\$6,246.37</b>		

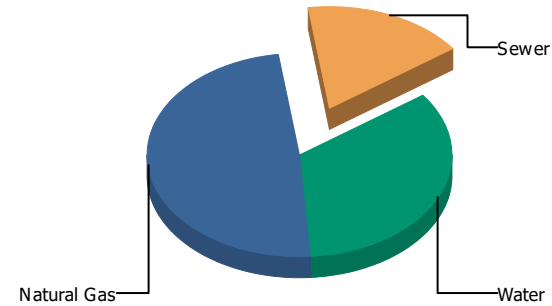
## Energy

Natural Gas



Natural Gas	100.0%
Sewer	0.0%
Water	0.0%
Total:	100.0%

## Cost

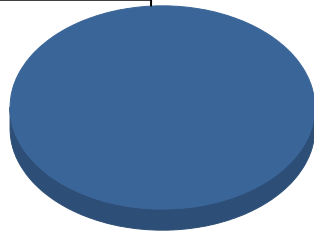


Natural Gas	49.0%
Sewer	17.1%
Water	33.9%
Total:	100.0%

Commodity	Common Use	Energy Use	Energy Use / Area	Total Cost	Cost / Unit	Cost / Area
Place: [MESITA] MESITA 130 [BUILDING]						
Area: 100,583 SqFt						
Billing Period: Jan 2021						
NATURALGAS	2,966.00 CCF	305,498 KBtu	3.037 KBtu/SqFt	\$1,648.92	\$0.556 /CCF	\$0.016 /SqFt
SEWER	99.00 CCF			\$573.95	\$5.797 /CCF	\$0.006 /SqFt
WATER	99.00 CCF			\$1,141.44	\$11.530 /CCF	\$0.011 /SqFt
<b>Totals:</b>		<b>305,498 KBtu</b>	<b>3.037 KBtu/SqFt</b>	<b>\$3,364.31</b>		

## Energy

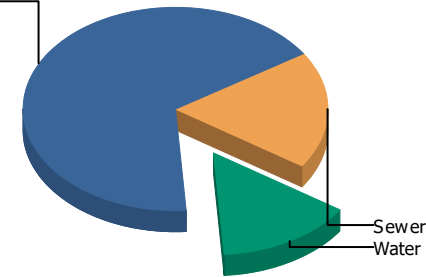
Electric



Electric 100.0%  
 Sewer 0.0%  
 Water 0.0%  
 Total: 100.0%

## Cost

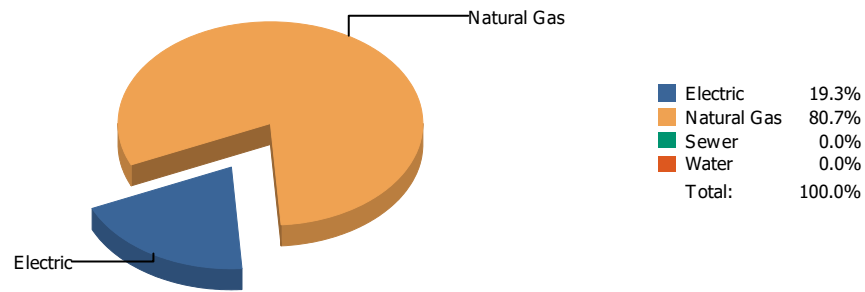
Electric



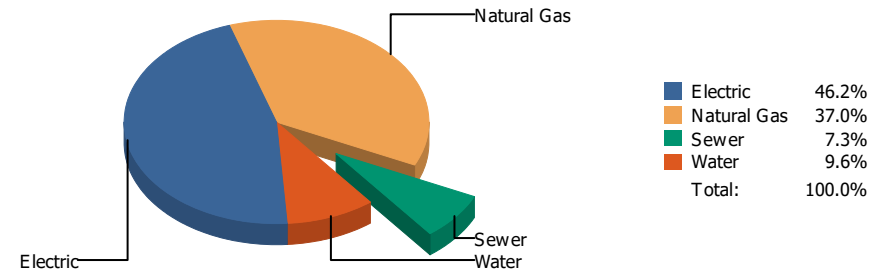
Electric 67.0%  
 Sewer 18.6%  
 Water 14.4%  
 Total: 100.0%

Commodity	Common Use	Energy Use	Energy Use / Area	Total Cost	Cost / Unit	Cost / Area
Place: [MILAM] MILAM 131 [BUILDING]						
Area: 63,641 SqFt						
Billing Period: Jan 2021						
ELECTRIC	12,000.00 kWh	40,944 KBtu	0.643 KBtu/SqFt	\$1,519.10	\$0.127 /kWh	\$0.024 /SqFt
SEWER	87.00 CCF			\$421.72	\$4.847 /CCF	\$0.007 /SqFt
WATER	39.00 CCF			\$327.38	\$8.394 /CCF	\$0.005 /SqFt
<b>Totals:</b>		<b>40,944 KBtu</b>	<b>0.643 KBtu/SqFt</b>	<b>\$2,268.20</b>		

## Energy

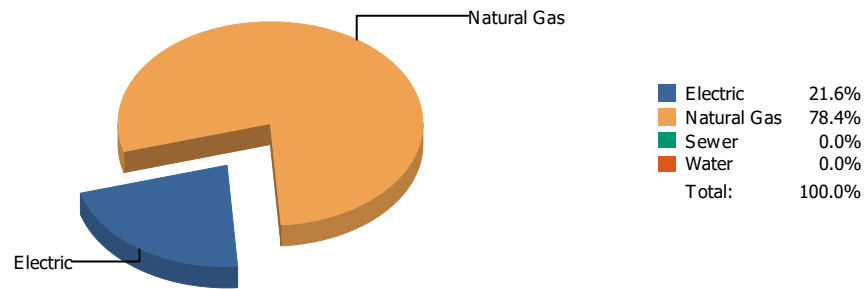


## Cost

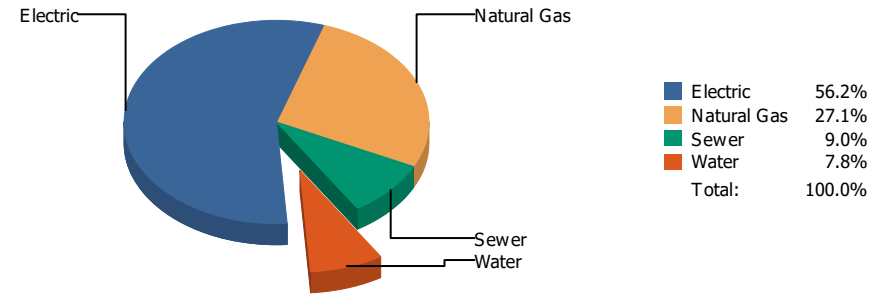


Commodity	Common Use	Energy Use	Energy Use / Area	Total Cost	Cost / Unit	Cost / Area
Place: [MOREHEAD] MOREHEAD 046 [BUILDING]						
Area: 119,353 SqFt						
Billing Period: Jan 2021						
ELECTRIC	42,218.00 kWh	144,048 KBtu	1.207 KBtu/SqFt	\$3,435.82	\$0.081 /kWh	\$0.029 /SqFt
NATURALGAS	5,830.00 CCF	600,490 KBtu	5.031 KBtu/SqFt	\$2,750.83	\$0.472 /CCF	\$0.023 /SqFt
SEWER	83.00 CCF			\$539.39	\$6.499 /CCF	\$0.005 /SqFt
WATER	137.00 CCF			\$712.43	\$5.200 /CCF	\$0.006 /SqFt
<b>Totals:</b>		<b>744,538 KBtu</b>	<b>6.238 KBtu/SqFt</b>	<b>\$7,438.47</b>		

## Energy

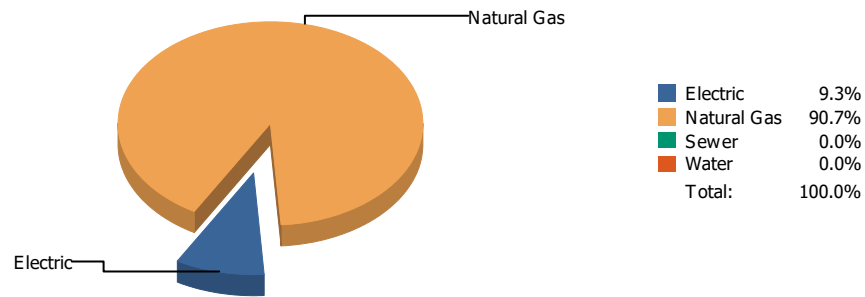


## Cost

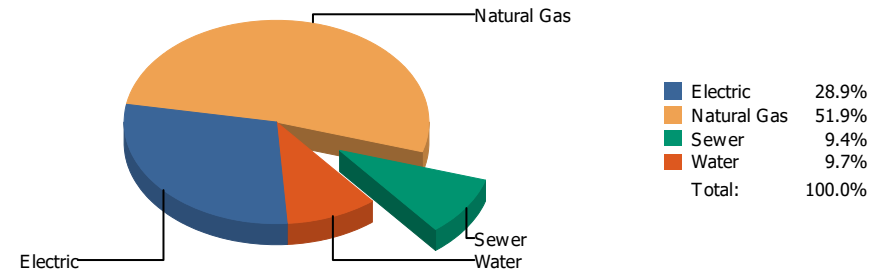


Commodity	Common Use	Energy Use	Energy Use / Area	Total Cost	Cost / Unit	Cost / Area
<b>Place: [MOYE_2] HR MOYE [BUILDING]</b>						
<b>Area: 93,197 SqFt</b>						
<b>Billing Period: Jan 2021</b>						
ELECTRIC	27,240.00 kWh	92,943 KBtu	0.997 KBtu/SqFt	\$3,368.71	\$0.124 /kWh	\$0.036 /SqFt
NATURALGAS	3,284.00 CCF	338,252 KBtu	3.629 KBtu/SqFt	\$1,625.39	\$0.495 /CCF	\$0.017 /SqFt
SEWER	83.00 CCF			\$539.39	\$6.499 /CCF	\$0.006 /SqFt
WATER	17.00 CCF			\$465.68	\$27.393 /CCF	\$0.005 /SqFt
<b>Totals:</b>		<b>431,195 KBtu</b>	<b>4.627 KBtu/SqFt</b>	<b>\$5,999.17</b>		

## Energy



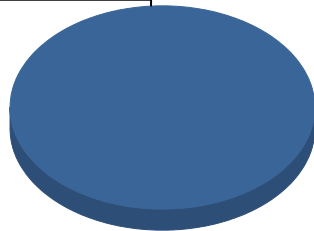
## Cost



Commodity	Common Use	Energy Use	Energy Use / Area	Total Cost	Cost / Unit	Cost / Area
<b>Place: [MULTI-MEDIACENTER] MULTI-MEDIA CENTER [BUILDING]</b>						
<b>Area: 27,633 SqFt</b>						
<b>Billing Period: Jan 2021</b>						
ELECTRIC	9,185.00 kWh	31,339 KBtu	1.134 KBtu/SqFt	\$819.10	\$0.089 /kWh	\$0.030 /SqFt
NATURALGAS	2,951.00 CCF	303,953 KBtu	11.000 KBtu/SqFt	\$1,471.29	\$0.499 /CCF	\$0.053 /SqFt
SEWER	75.00 CCF			\$267.77	\$3.570 /CCF	\$0.010 /SqFt
WATER	67.00 CCF			\$275.40	\$4.110 /CCF	\$0.010 /SqFt
<b>Totals:</b>		<b>335,292 KBtu</b>	<b>12.134 KBtu/SqFt</b>	<b>\$2,833.56</b>		

## Energy

Electric

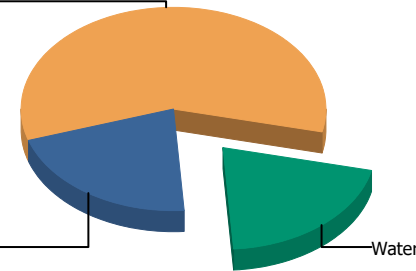


Electric 100.0%  
 Sewer 0.0%  
 Water 0.0%  
 Total: 100.0%

## Cost

Sewer

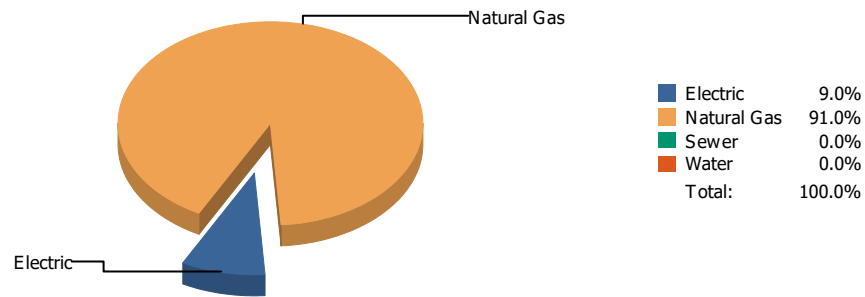
Electric



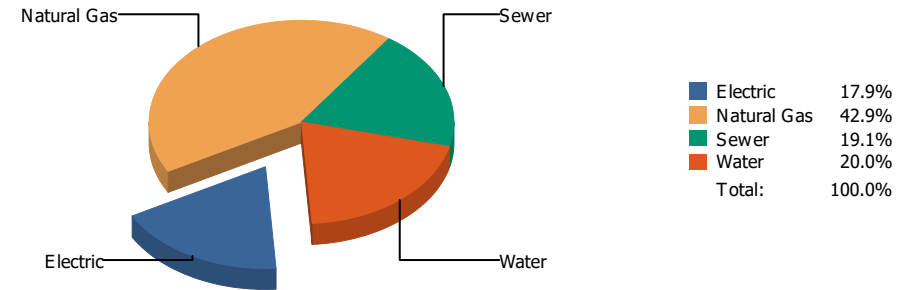
Electric 21.1%  
 Sewer 58.6%  
 Water 20.3%  
 Total: 100.0%

Commodity	Common Use	Energy Use	Energy Use / Area	Total Cost	Cost / Unit	Cost / Area
Place: [NE-AREA-OFFICES] N.E. AREA OFFICES 882 [BUILDING]						
Area: 7,328 SqFt						
Billing Period: Jan 2021						
ELECTRIC	120.00 kWh	409 KBtu	0.056 KBtu/SqFt	\$32.58	\$0.272 /kWh	\$0.004 /SqFt
SEWER	0.00 CCF			\$90.28	\$0.000 /CCF	\$0.012 /SqFt
WATER	0.00 CCF			\$31.28	\$0.000 /CCF	\$0.004 /SqFt
<b>Totals:</b>		<b>409 KBtu</b>	<b>0.056 KBtu/SqFt</b>	<b>\$154.14</b>		

## Energy

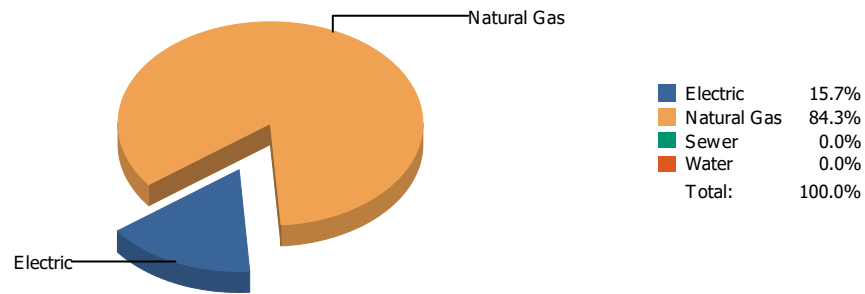


## Cost

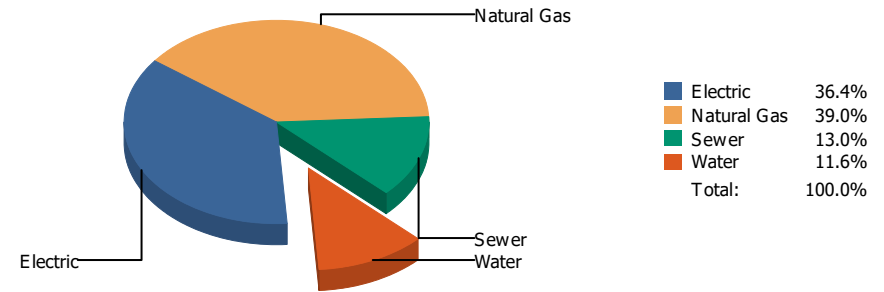


Commodity	Common Use	Energy Use	Energy Use / Area	Total Cost	Cost / Unit	Cost / Area
Place: [NETTRANSPORTATION] N.E. TRANSPORTATION 826 [BUILDING]						
Area: 5,995 SqFt						
Billing Period: Jan 2021						
ELECTRIC	5,627.00 kWh	19,199 KBtu	3.203 KBtu/SqFt	\$420.12	\$0.075 /kWh	\$0.070 /SqFt
NATURALGAS	1,884.00 CCF	194,052 KBtu	32.369 KBtu/SqFt	\$1,006.51	\$0.534 /CCF	\$0.168 /SqFt
SEWER	41.00 CCF			\$448.67	\$10.943 /CCF	\$0.075 /SqFt
WATER	44.00 CCF			\$468.26	\$10.642 /CCF	\$0.078 /SqFt
<b>Totals:</b>		<b>213,251 KBtu</b>	<b>35.572 KBtu/SqFt</b>	<b>\$2,343.56</b>		

## Energy

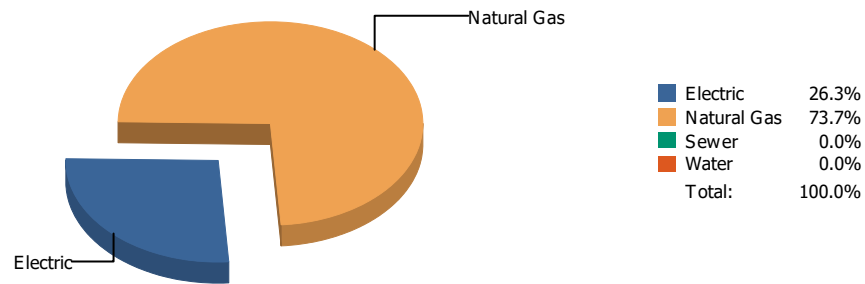


## Cost

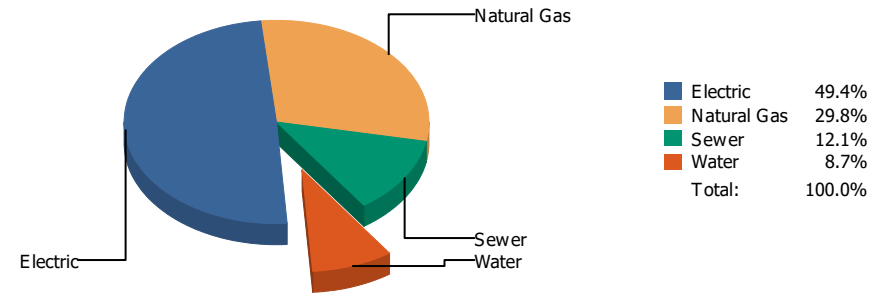


Commodity	Common Use	Energy Use	Energy Use / Area	Total Cost	Cost / Unit	Cost / Area
Place: [NEWMAN] NEWMAN ELEMENTARY 133 [BUILDING]						
Area: 73,291 SqFt						
Billing Period: Jan 2021						
ELECTRIC	19,049.00 kWh	64,995 KBtu	0.887 KBtu/SqFt	\$1,868.11	\$0.098 /kWh	\$0.025 /SqFt
NATURALGAS	3,382.00 CCF	348,346 KBtu	4.753 KBtu/SqFt	\$2,000.68	\$0.592 /CCF	\$0.027 /SqFt
SEWER	222.00 CCF			\$669.35	\$3.015 /CCF	\$0.009 /SqFt
WATER	163.00 CCF			\$593.32	\$3.640 /CCF	\$0.008 /SqFt
<b>Totals:</b>		<b>413,341 KBtu</b>	<b>5.640 KBtu/SqFt</b>	<b>\$5,131.46</b>		

## Energy

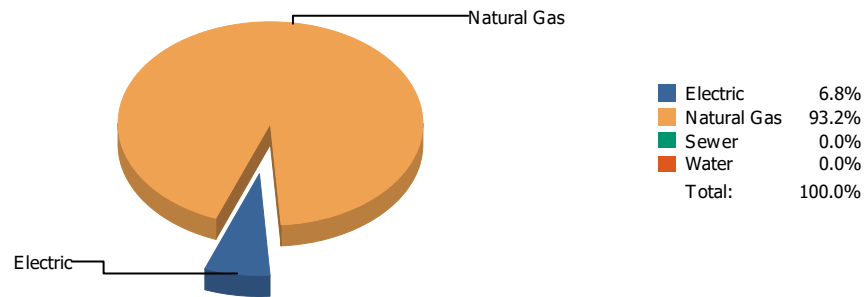


## Cost

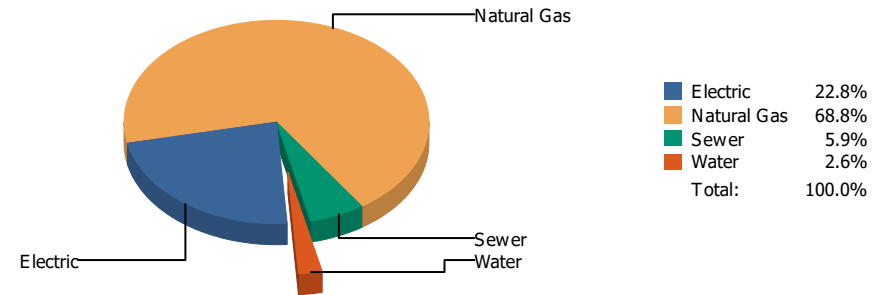


Commodity	Common Use	Energy Use	Energy Use / Area	Total Cost	Cost / Unit	Cost / Area
<b>Place: [NIXON] L.A. NIXON      161 [BUILDING]</b> <b>Area: 76,873 SqFt</b> <b>Billing Period: Jan 2021</b>						
ELECTRIC	26,200.00 kWh	89,394 KBtu	1.163 KBtu/SqFt	\$2,350.80	\$0.090 /kWh	\$0.031 /SqFt
NATURALGAS	2,436.00 CCF	250,908 KBtu	3.264 KBtu/SqFt	\$1,419.70	\$0.583 /CCF	\$0.018 /SqFt
SEWER	70.00 CCF			\$574.83	\$8.212 /CCF	\$0.007 /SqFt
WATER	31.00 CCF			\$412.66	\$13.312 /CCF	\$0.005 /SqFt
<b>Totals:</b>		<b>340,302 KBtu</b>	<b>4.427 KBtu/SqFt</b>	<b>\$4,757.99</b>		

## Energy

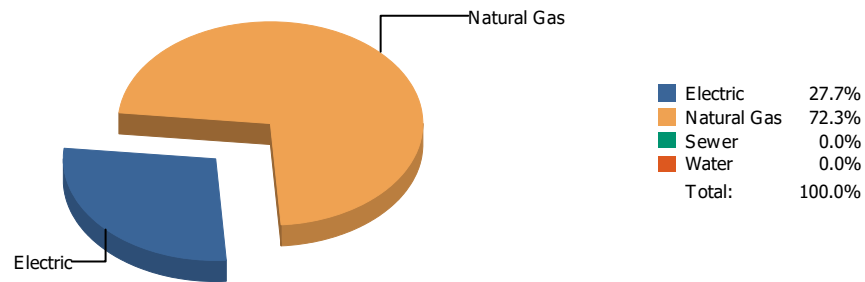


## Cost

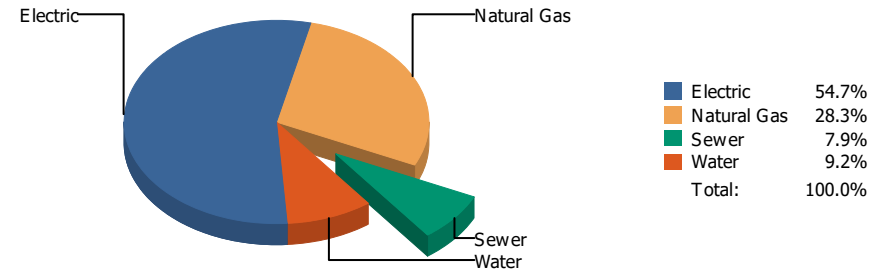


Commodity	Common Use	Energy Use	Energy Use / Area	Total Cost	Cost / Unit	Cost / Area
<b>Place: [OCC-CTR] OCCUPATIONAL CTR. [BUILDING]</b>						
<b>Area: 11,845 SqFt</b>						
<b>Billing Period: Jan 2021</b>						
ELECTRIC	4,700.00 kWh	16,036 KBtu	1.354 KBtu/SqFt	\$365.74	\$0.078 /kWh	\$0.031 /SqFt
NATURALGAS	2,120.00 CCF	218,360 KBtu	18.435 KBtu/SqFt	\$1,105.87	\$0.522 /CCF	\$0.093 /SqFt
SEWER	5.00 CCF			\$94.86	\$18.972 /CCF	\$0.008 /SqFt
WATER	1.00 CCF			\$41.09	\$41.090 /CCF	\$0.003 /SqFt
<b>Totals:</b>		<b>234,396 KBtu</b>	<b>19.789 KBtu/SqFt</b>	<b>\$1,607.56</b>		

## Energy

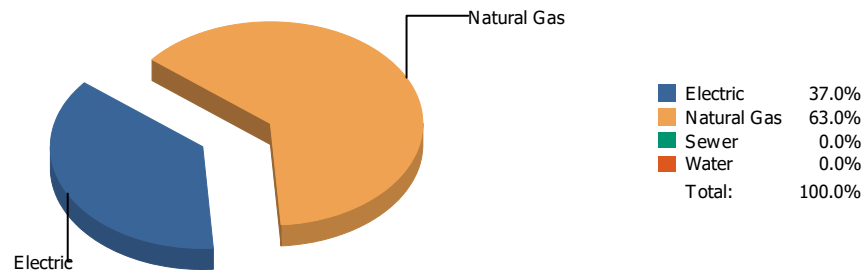


## Cost

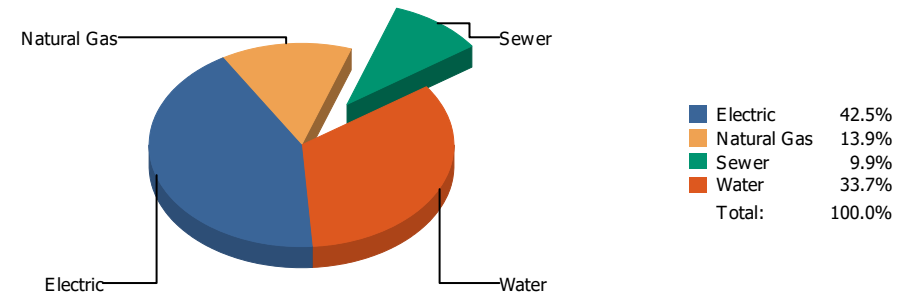


Commodity	Common Use	Energy Use	Energy Use / Area	Total Cost	Cost / Unit	Cost / Area
<b>Place: [PARK] PARK      134 [BUILDING]</b> <b>Area: 63,609 SqFt</b> <b>Billing Period: Jan 2021</b>						
ELECTRIC	29,881.00 kWh	101,954 KBtu	1.603 KBtu/SqFt	\$2,868.62	\$0.096 /kWh	\$0.045 /SqFt
NATURALGAS	2,580.00 CCF	265,740 KBtu	4.178 KBtu/SqFt	\$1,485.41	\$0.576 /CCF	\$0.023 /SqFt
SEWER	54.00 CCF			\$412.24	\$7.634 /CCF	\$0.006 /SqFt
WATER	98.00 CCF			\$480.52	\$4.903 /CCF	\$0.008 /SqFt
<b>Totals:</b>		<b>367,694 KBtu</b>	<b>5.781 KBtu/SqFt</b>	<b>\$5,246.79</b>		

## Energy

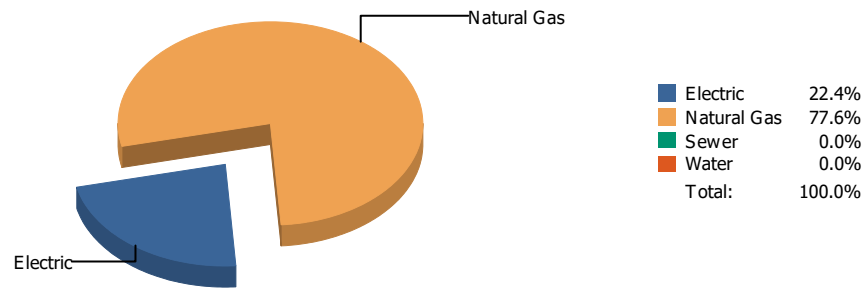


## Cost

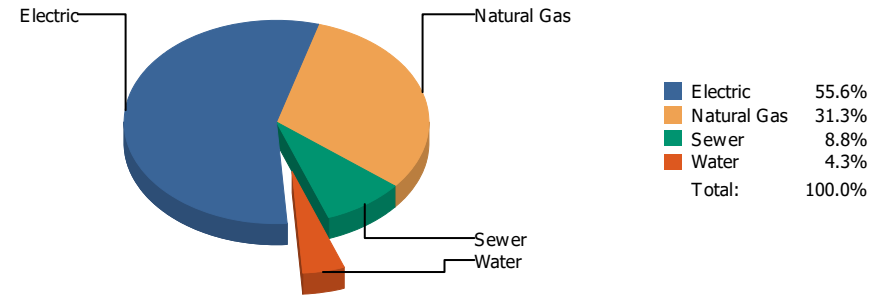


Commodity	Common Use	Energy Use	Energy Use / Area	Total Cost	Cost / Unit	Cost / Area
Place: [PAUL-MORENO_1] PAUL MORENO 167 [BUILDING]						
Area: 87,824 SqFt						
Billing Period: Jan 2021						
ELECTRIC	24,200.00 kWh	82,570 KBtu	0.940 KBtu/SqFt	\$2,884.54	\$0.119 /kWh	\$0.033 /SqFt
NATURALGAS	1,363.00 CCF	140,389 KBtu	1.599 KBtu/SqFt	\$945.27	\$0.694 /CCF	\$0.011 /SqFt
SEWER	164.00 CCF			\$672.10	\$4.098 /CCF	\$0.008 /SqFt
WATER	252.00 CCF			\$2,292.74	\$9.098 /CCF	\$0.026 /SqFt
<b>Totals:</b>		<b>222,959 KBtu</b>	<b>2.539 KBtu/SqFt</b>	<b>\$6,794.65</b>		

## Energy

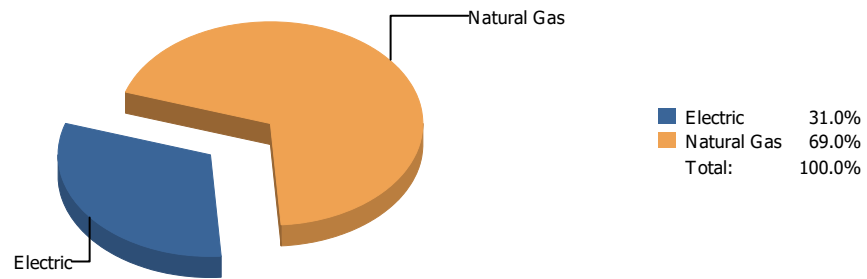


## Cost

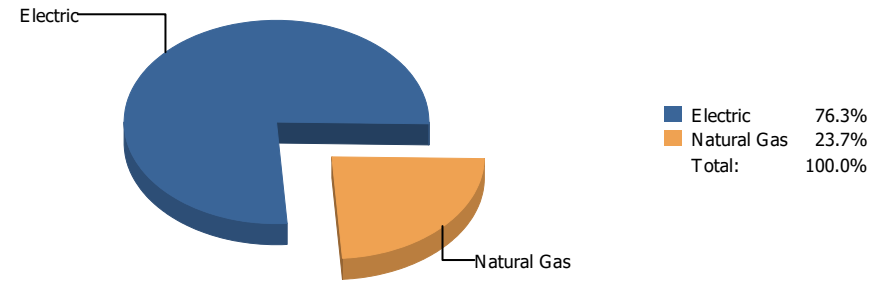


Commodity	Common Use	Energy Use	Energy Use / Area	Total Cost	Cost / Unit	Cost / Area
<b>Place: [POLK] POLK      159 [BUILDING]</b> <b>Area: 67,321 SqFt</b> <b>Billing Period: Jan 2021</b>						
ELECTRIC	32,260.00 kWh	110,071 KBtu	1.635 KBtu/SqFt	\$3,524.88	\$0.109 /kWh	\$0.052 /SqFt
NATURALGAS	3,696.00 CCF	380,688 KBtu	5.655 KBtu/SqFt	\$1,981.23	\$0.536 /CCF	\$0.029 /SqFt
SEWER	150.00 CCF			\$557.80	\$3.719 /CCF	\$0.008 /SqFt
WATER	17.00 CCF			\$275.68	\$16.216 /CCF	\$0.004 /SqFt
<b>Totals:</b>		<b>490,759 KBtu</b>	<b>7.290 KBtu/SqFt</b>	<b>\$6,339.59</b>		

## Energy

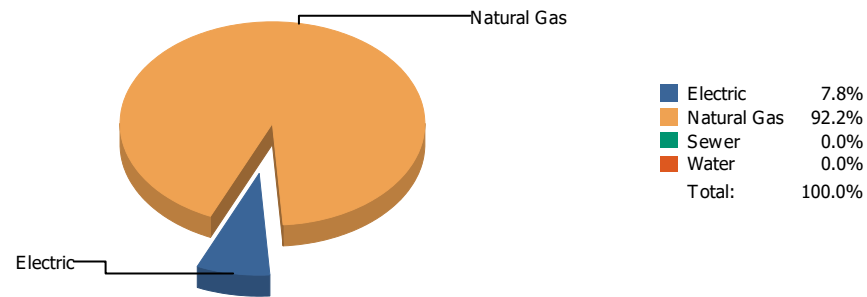


## Cost

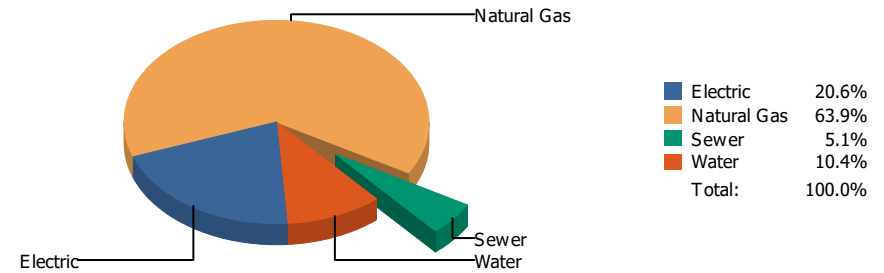


Commodity	Common Use	Energy Use	Energy Use / Area	Total Cost	Cost / Unit	Cost / Area
Place: [POWELL_2] POWELL 175 [BUILDING]						
Area: 79,770 SqFt						
Billing Period: Jan 2021						
ELECTRIC	30,120.00 kWh	102,769 KBtu	1.288 KBtu/SqFt	\$3,715.47	\$0.123 /kWh	\$0.047 /SqFt
NATURALGAS	2,216.00 CCF	228,248 KBtu	2.861 KBtu/SqFt	\$1,153.30	\$0.520 /CCF	\$0.014 /SqFt
<b>Totals:</b>		<b>331,017 KBtu</b>	<b>4.150 KBtu/SqFt</b>	<b>\$4,868.77</b>		

## Energy

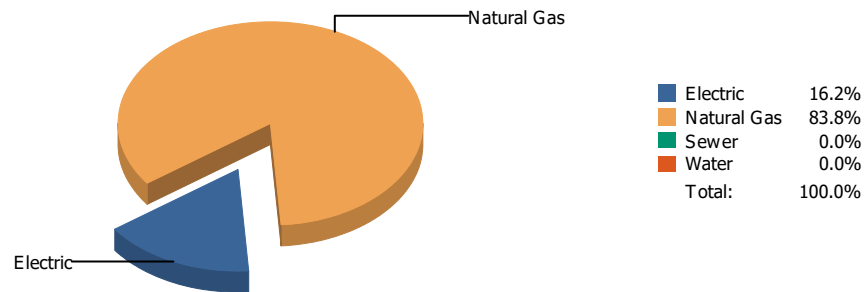


## Cost

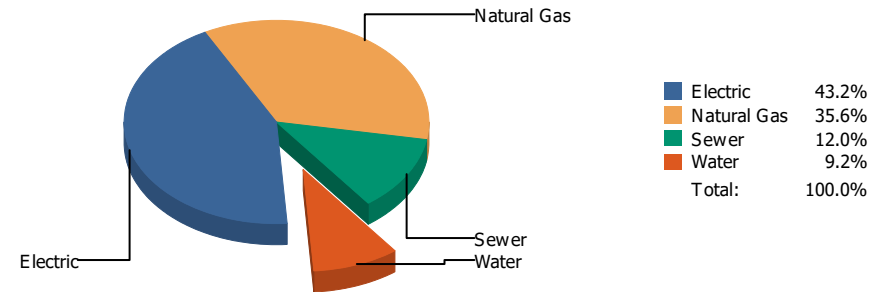


Commodity	Common Use	Energy Use	Energy Use / Area	Total Cost	Cost / Unit	Cost / Area
<b>Place: [PROFESSIONAL-DEV] EPISD PROF DEVELOPMENT CENTER931 [BUILDING]</b>						
<b>Area: 18,400 SqFt</b>						
<b>Billing Period: Jan 2021</b>						
ELECTRIC	8,160.00 kWh	27,842 KBtu	1.513 KBtu/SqFt	\$510.98	\$0.063 /kWh	\$0.028 /SqFt
NATURALGAS	3,207.00 CCF	330,321 KBtu	17.952 KBtu/SqFt	\$1,583.83	\$0.494 /CCF	\$0.086 /SqFt
SEWER	20.00 CCF			\$127.26	\$6.363 /CCF	\$0.007 /SqFt
WATER	61.00 CCF			\$257.96	\$4.229 /CCF	\$0.014 /SqFt
<b>Totals:</b>		<b>358,163 KBtu</b>	<b>19.465 KBtu/SqFt</b>	<b>\$2,480.03</b>		

## Energy

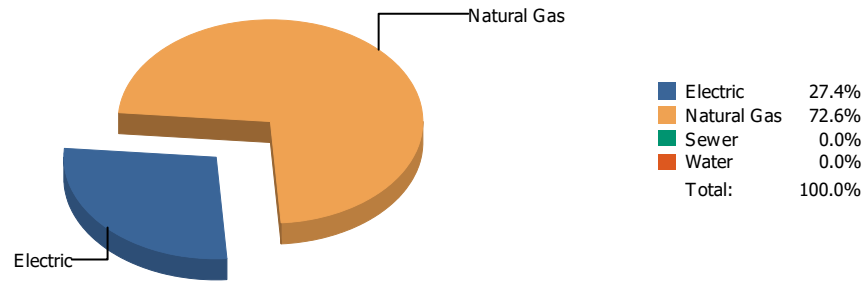


## Cost

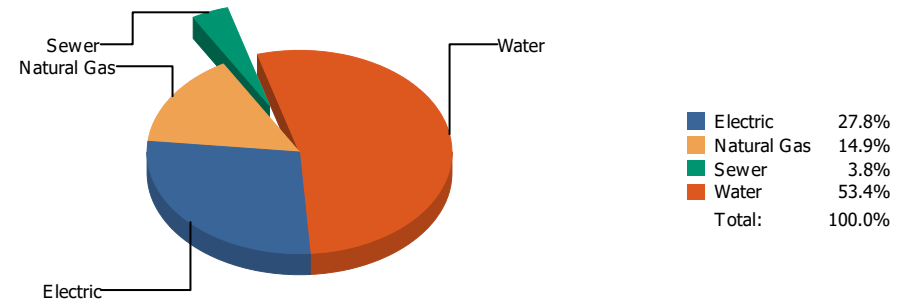


Commodity	Common Use	Energy Use	Energy Use / Area	Total Cost	Cost / Unit	Cost / Area
<b>Place: [PUTNAM] PUTNAM      135 [BUILDING]</b> <b>Area: 61,978 SqFt</b> <b>Billing Period: Jan 2021</b>						
ELECTRIC	14,986.00 kWh	51,132 KBtu	0.825 KBtu/SqFt	\$1,801.52	\$0.120 /kWh	\$0.029 /SqFt
NATURALGAS	2,567.00 CCF	264,401 KBtu	4.266 KBtu/SqFt	\$1,481.80	\$0.577 /CCF	\$0.024 /SqFt
SEWER	123.00 CCF			\$499.33	\$4.060 /CCF	\$0.008 /SqFt
WATER	86.00 CCF			\$383.08	\$4.454 /CCF	\$0.006 /SqFt
<b>Totals:</b>		<b>315,533 KBtu</b>	<b>5.091 KBtu/SqFt</b>	<b>\$4,165.73</b>		

## Energy

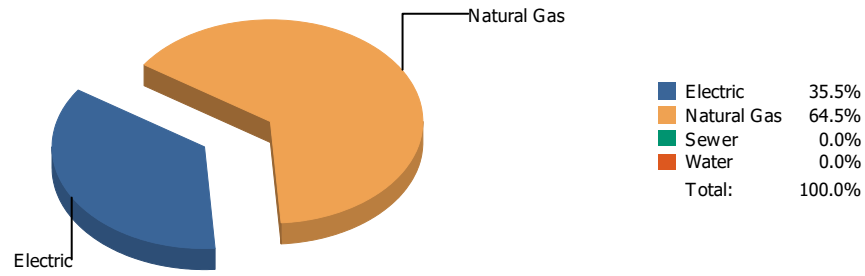


## Cost

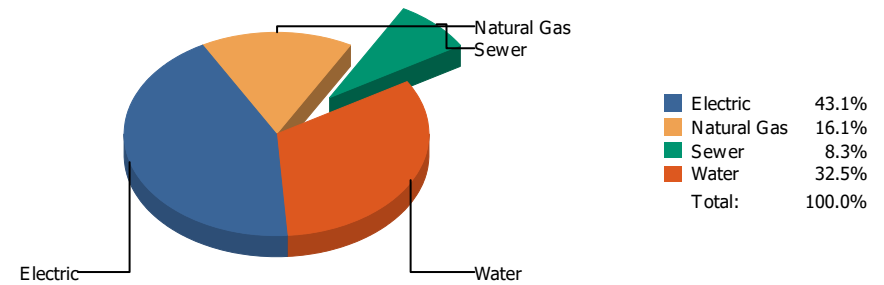


Commodity	Common Use	Energy Use	Energy Use / Area	Total Cost	Cost / Unit	Cost / Area
<b>Place: [RICHARDS] RICHARDSON [BUILDING]</b>						
<b>Area: 115,872 SqFt</b>						
<b>Billing Period: Jan 2021</b>						
ELECTRIC	41,400.00 kWh	141,257 KBtu	1.219 KBtu/SqFt	\$3,318.97	\$0.080 /kWh	\$0.029 /SqFt
NATURALGAS	3,632.00 CCF	374,096 KBtu	3.229 KBtu/SqFt	\$1,779.24	\$0.490 /CCF	\$0.015 /SqFt
SEWER	102.00 CCF			\$454.12	\$4.452 /CCF	\$0.004 /SqFt
WATER	776.00 CCF			\$6,373.52	\$8.213 /CCF	\$0.055 /SqFt
<b>Totals:</b>		<b>515,353 KBtu</b>	<b>4.448 KBtu/SqFt</b>	<b>\$11,925.85</b>		

## Energy

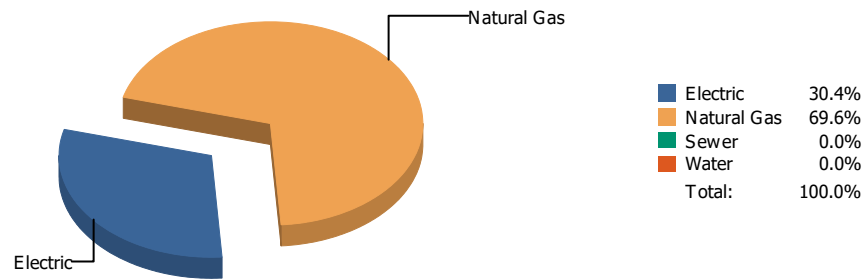


## Cost

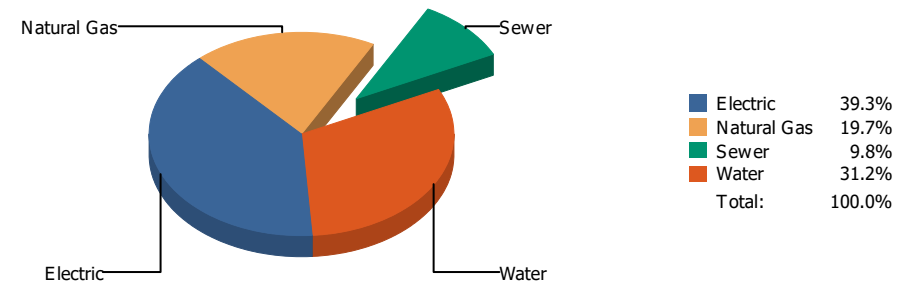


Commodity	Common Use	Energy Use	Energy Use / Area	Total Cost	Cost / Unit	Cost / Area
Place: [RIVERA] RIVERA 156 [BUILDING]						
Area: 77,562 SqFt						
Billing Period: Jan 2021						
ELECTRIC	27,093.00 kWh	92,441 KBtu	1.192 KBtu/SqFt	\$2,843.27	\$0.105 /kWh	\$0.037 /SqFt
NATURALGAS	1,628.00 CCF	167,684 KBtu	2.162 KBtu/SqFt	\$1,061.76	\$0.652 /CCF	\$0.014 /SqFt
SEWER	95.00 CCF			\$544.77	\$5.734 /CCF	\$0.007 /SqFt
WATER	336.00 CCF			\$2,140.85	\$6.372 /CCF	\$0.027 /SqFt
<b>Totals:</b>		<b>260,125 KBtu</b>	<b>3.354 KBtu/SqFt</b>	<b>\$6,590.65</b>		

## Energy

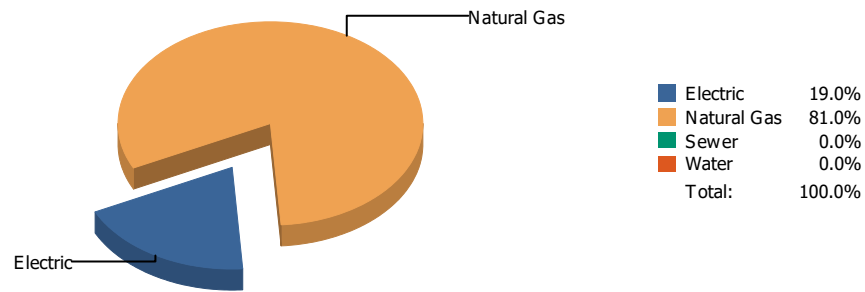


## Cost

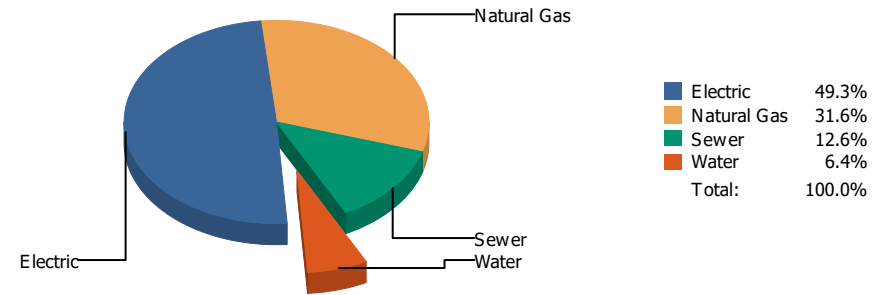


Commodity	Common Use	Energy Use	Energy Use / Area	Total Cost	Cost / Unit	Cost / Area
<b>Place: [ROBERTS] ROBERTS      136 [BUILDING]</b> <b>Area: 81,457 SqFt</b> <b>Billing Period: Jan 2021</b>						
ELECTRIC	28,680.00 kWh	97,856 KBtu	1.201 KBtu/SqFt	\$2,267.07	\$0.079 /kWh	\$0.028 /SqFt
NATURALGAS	2,174.00 CCF	223,922 KBtu	2.749 KBtu/SqFt	\$1,134.73	\$0.522 /CCF	\$0.014 /SqFt
SEWER	152.00 CCF			\$562.12	\$3.698 /CCF	\$0.007 /SqFt
WATER	424.00 CCF			\$1,800.64	\$4.247 /CCF	\$0.022 /SqFt
<b>Totals:</b>		<b>321,778 KBtu</b>	<b>3.950 KBtu/SqFt</b>	<b>\$5,764.56</b>		

## Energy

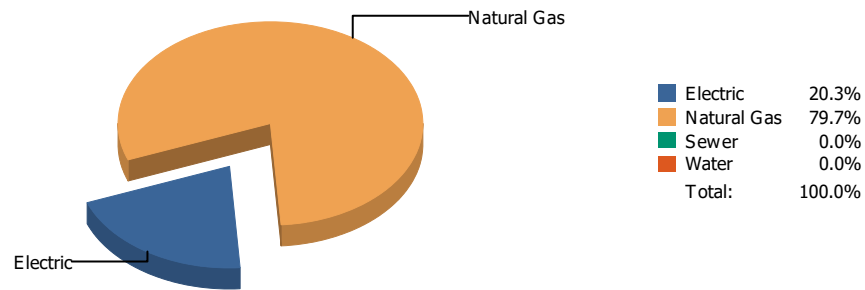


## Cost

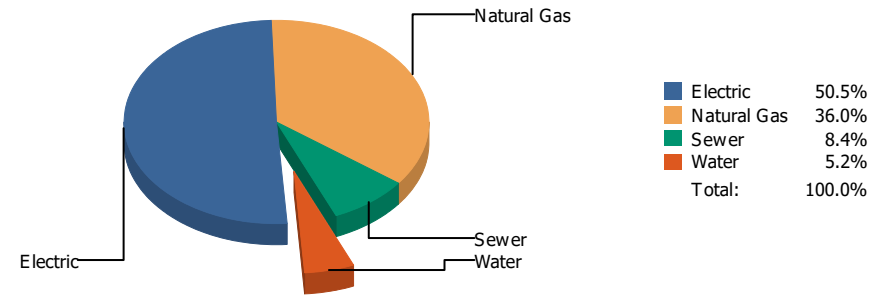


Commodity	Common Use	Energy Use	Energy Use / Area	Total Cost	Cost / Unit	Cost / Area
<b>Place: [ROSS] ROSS      042 [BUILDING]</b> <b>Area: 131,497 SqFt</b> <b>Billing Period: Jan 2021</b>						
ELECTRIC	31,217.00 kWh	106,512 KBtu	0.810 KBtu/SqFt	\$3,297.19	\$0.106 /kWh	\$0.025 /SqFt
NATURALGAS	4,414.00 CCF	454,642 KBtu	3.457 KBtu/SqFt	\$2,114.56	\$0.479 /CCF	\$0.016 /SqFt
SEWER	282.00 CCF			\$842.92	\$2.989 /CCF	\$0.006 /SqFt
WATER	83.00 CCF			\$430.78	\$5.190 /CCF	\$0.003 /SqFt
<b>Totals:</b>		<b>561,154 KBtu</b>	<b>4.267 KBtu/SqFt</b>	<b>\$6,685.45</b>		

## Energy

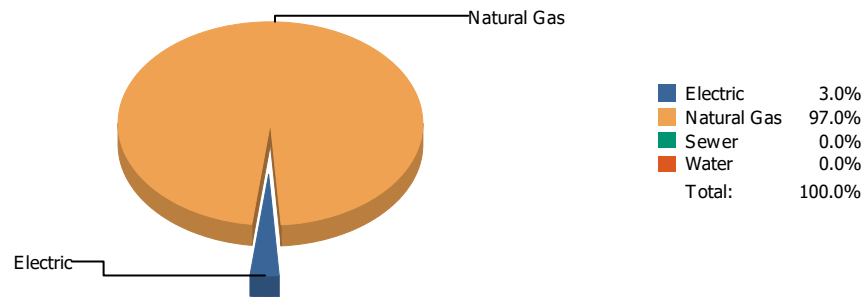


## Cost

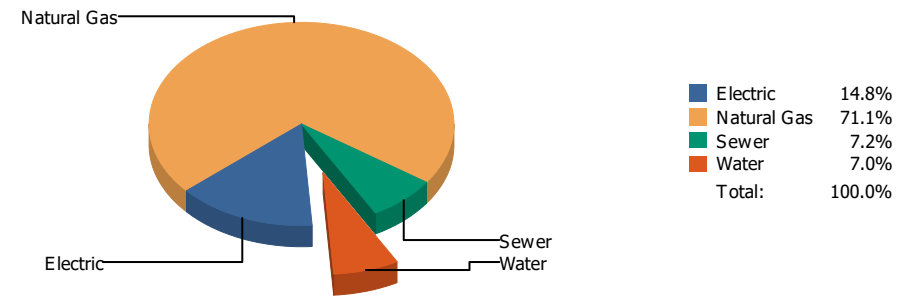


Commodity	Common Use	Energy Use	Energy Use / Area	Total Cost	Cost / Unit	Cost / Area
<b>Place: [RUSK] RUSK      138 [BUILDING]</b> <b>Area: 67,240 SqFt</b> <b>Billing Period: Jan 2021</b>						
ELECTRIC	17,974.00 kWh	61,327 KBtu	0.912 KBtu/SqFt	\$1,924.58	\$0.107 /kWh	\$0.029 /SqFt
NATURALGAS	2,339.00 CCF	240,917 KBtu	3.583 KBtu/SqFt	\$1,370.62	\$0.586 /CCF	\$0.020 /SqFt
SEWER	50.00 CCF			\$319.54	\$6.391 /CCF	\$0.005 /SqFt
WATER	23.00 CCF			\$197.17	\$8.573 /CCF	\$0.003 /SqFt
<b>Totals:</b>		<b>302,244 KBtu</b>	<b>4.495 KBtu/SqFt</b>	<b>\$3,811.91</b>		

## Energy



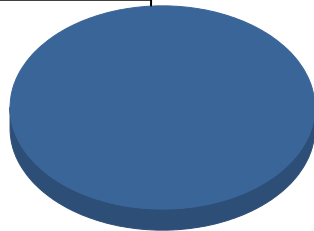
## Cost



Commodity	Common Use	Energy Use	Energy Use / Area	Total Cost	Cost / Unit	Cost / Area
Place: [SAN-JAC] SAN JACINTO 139 [BUILDING]						
Area: 29,589 SqFt						
Billing Period: Jan 2021						
ELECTRIC	2,500.00 kWh	8,530 KBtu	0.288 KBtu/SqFt	\$281.45	\$0.113 /kWh	\$0.010 /SqFt
NATURALGAS	2,675.00 CCF	275,525 KBtu	9.312 KBtu/SqFt	\$1,349.83	\$0.505 /CCF	\$0.046 /SqFt
SEWER	14.00 CCF			\$136.01	\$9.715 /CCF	\$0.005 /SqFt
WATER	6.00 CCF			\$132.05	\$22.008 /CCF	\$0.004 /SqFt
<b>Totals:</b>		<b>284,055 KBtu</b>	<b>9.600 KBtu/SqFt</b>	<b>\$1,899.34</b>		

## Energy

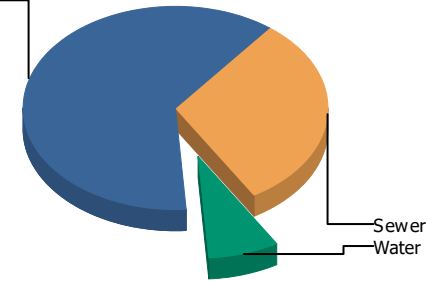
Electric



■ Electric 100.0%  
 ■ Sewer 0.0%  
 ■ Water 0.0%  
 Total: 100.0%

## Cost

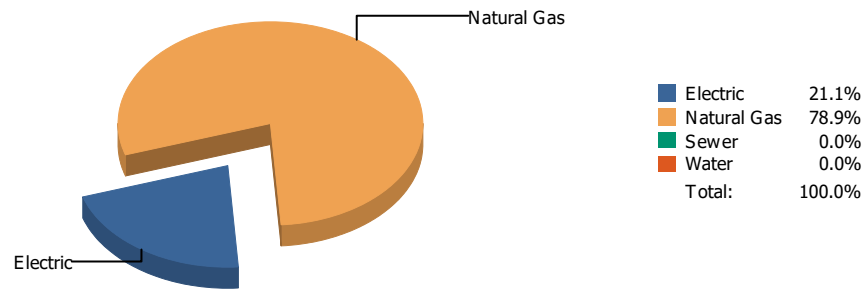
Electric



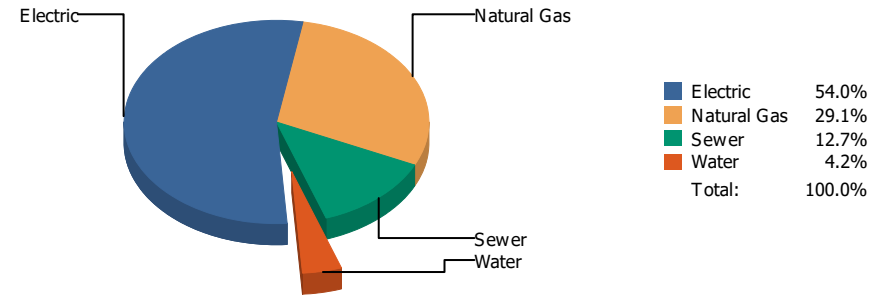
■ Electric 61.5%  
 ■ Sewer 31.1%  
 ■ Water 7.4%  
 Total: 100.0%

Commodity	Common Use	Energy Use	Energy Use / Area	Total Cost	Cost / Unit	Cost / Area
Place: [SCHUSTER] SCHUSTER 140 [BUILDING]						
Area: 34,371 SqFt						
Billing Period: Jan 2021						
ELECTRIC	175.00 kWh	597 KBtu	0.017 KBtu/SqFt	\$209.44	\$1.197 /kWh	\$0.006 /SqFt
SEWER	0.00 CCF			\$105.77	\$0.000 /CCF	\$0.003 /SqFt
WATER	0.00 CCF			\$25.17	\$0.000 /CCF	\$0.001 /SqFt
<b>Totals:</b>		<b>597 KBtu</b>	<b>0.017 KBtu/SqFt</b>	<b>\$340.38</b>		

## Energy

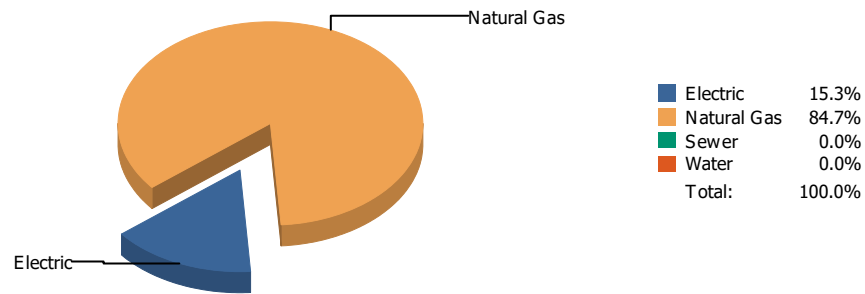


## Cost

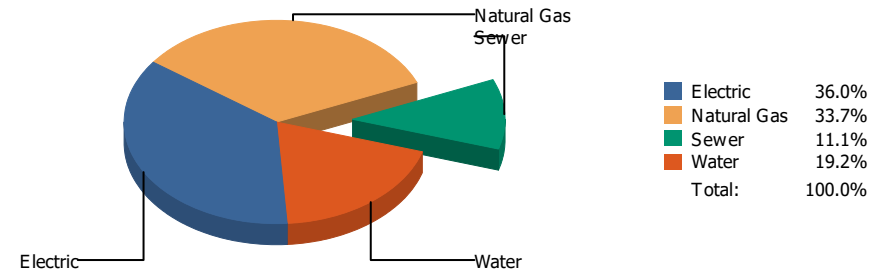


Commodity	Common Use	Energy Use	Energy Use / Area	Total Cost	Cost / Unit	Cost / Area
Place: [STANTON] STANTON 141 [BUILDING]						
Area: 75,957 SqFt						
Billing Period: Jan 2021						
ELECTRIC	15,167.00 kWh	51,750 KBtu	0.681 KBtu/SqFt	\$2,172.10	\$0.143 /kWh	\$0.028 /SqFt
NATURALGAS	1,874.00 CCF	193,022 KBtu	2.541 KBtu/SqFt	\$1,172.08	\$0.625 /CCF	\$0.015 /SqFt
SEWER	149.00 CCF			\$511.67	\$3.434 /CCF	\$0.007 /SqFt
WATER	28.00 CCF			\$169.88	\$6.067 /CCF	\$0.002 /SqFt
<b>Totals:</b>		<b>244,772 KBtu</b>	<b>3.223 KBtu/SqFt</b>	<b>\$4,025.73</b>		

## Energy

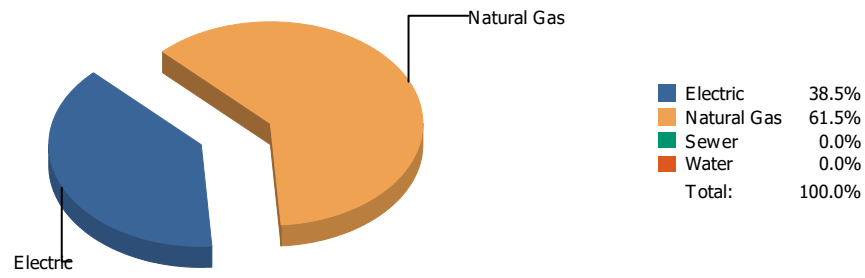


## Cost

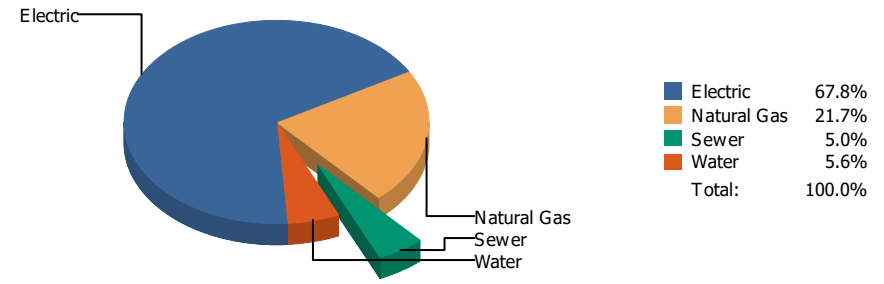


Commodity	Common Use	Energy Use	Energy Use / Area	Total Cost	Cost / Unit	Cost / Area
<b>Place: [SUNRISEMOUNT] SUNRISE MOUNTAIN ELEMENTARY 150 [BUILDING]</b>						
<b>Area: 78,368 SqFt</b>						
<b>Billing Period: Jan 2021</b>						
ELECTRIC	18,811.00 kWh	64,183 KBtu	0.819 KBtu/SqFt	\$1,815.89	\$0.097 /kWh	\$0.023 /SqFt
NATURALGAS	3,443.00 CCF	354,629 KBtu	4.525 KBtu/SqFt	\$1,695.68	\$0.493 /CCF	\$0.022 /SqFt
SEWER	54.00 CCF			\$560.81	\$10.385 /CCF	\$0.007 /SqFt
WATER	75.00 CCF			\$965.21	\$12.869 /CCF	\$0.012 /SqFt
<b>Totals:</b>		<b>418,812 KBtu</b>	<b>5.344 KBtu/SqFt</b>	<b>\$5,037.59</b>		

## Energy

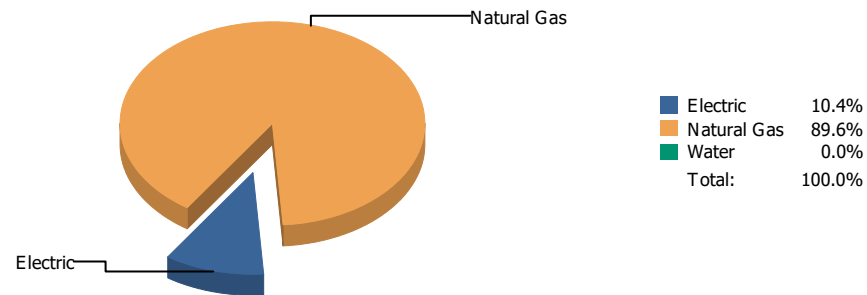


## Cost

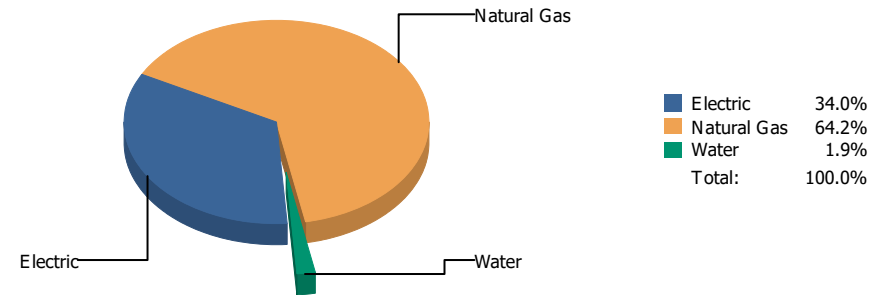


Commodity	Common Use	Energy Use	Energy Use / Area	Total Cost	Cost / Unit	Cost / Area
<b>Place: [SUNSET-HIGH_1] SUNSET HIGH SCHOOL [BUILDING]</b>						
<b>Area: 33,263 SqFt</b>						
<b>Billing Period: Jan 2021</b>						
ELECTRIC	27,200.00 kWh	92,806 KBtu	2.790 KBtu/SqFt	\$2,530.25	\$0.093 /kWh	\$0.076 /SqFt
NATURALGAS	1,439.00 CCF	148,217 KBtu	4.456 KBtu/SqFt	\$809.84	\$0.563 /CCF	\$0.024 /SqFt
SEWER	37.00 CCF			\$185.69	\$5.019 /CCF	\$0.006 /SqFt
WATER	38.00 CCF			\$207.25	\$5.454 /CCF	\$0.006 /SqFt
<b>Totals:</b>		<b>241,023 KBtu</b>	<b>7.246 KBtu/SqFt</b>	<b>\$3,733.03</b>		

## Energy

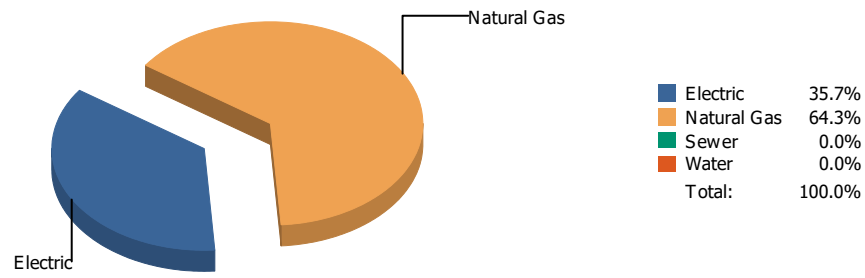


## Cost

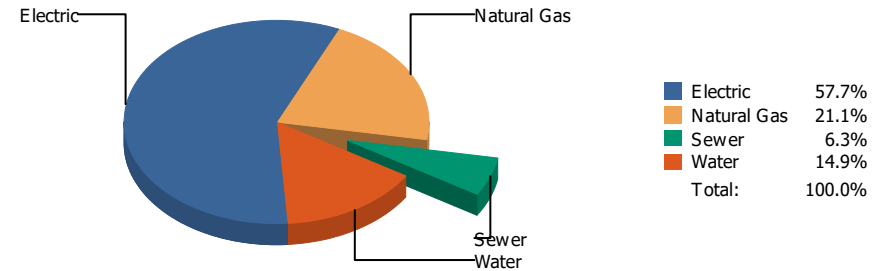


Commodity	Common Use	Energy Use	Energy Use / Area	Total Cost	Cost / Unit	Cost / Area
<b>Place: [TERRACE] TERRACE HILLS 048 [BUILDING]</b> <b>Area: 138,021 SqFt</b> <b>Billing Period: Jan 2021</b>						
ELECTRIC	13,650.00 kWh	46,574 KBtu	0.337 KBtu/SqFt	\$1,091.26	\$0.080 /kWh	\$0.008 /SqFt
NATURALGAS	3,881.00 CCF	399,743 KBtu	2.896 KBtu/SqFt	\$2,063.05	\$0.532 /CCF	\$0.015 /SqFt
WATER	0.00 CCF			\$59.49	\$0.000 /CCF	\$0.000 /SqFt
<b>Totals:</b>		<b>446,317 KBtu</b>	<b>3.234 KBtu/SqFt</b>	<b>\$3,213.80</b>		

## Energy

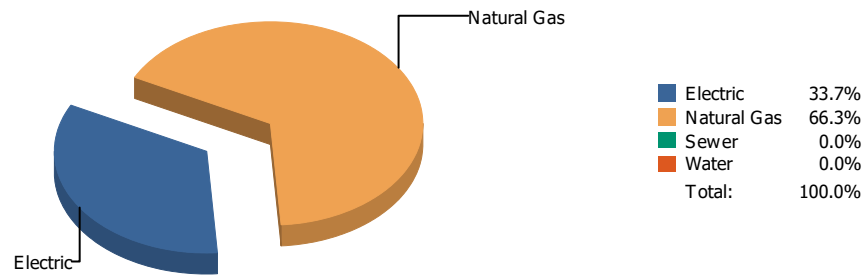


## Cost

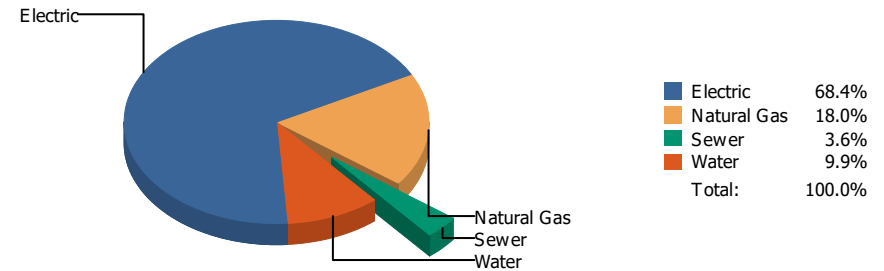


Commodity	Common Use	Energy Use	Energy Use / Area	Total Cost	Cost / Unit	Cost / Area
<b>Place: [TIPPENELEMENTARY] TIPPIN ELEMENTARY 168 [BUILDING]</b>						
<b>Area: 88,360 SqFt</b>						
<b>Billing Period: Jan 2021</b>						
ELECTRIC	46,560.00 kWh	158,863 KBtu	1.798 KBtu/SqFt	\$3,828.57	\$0.082 /kWh	\$0.043 /SqFt
NATURALGAS	2,774.00 CCF	285,722 KBtu	3.234 KBtu/SqFt	\$1,400.13	\$0.505 /CCF	\$0.016 /SqFt
SEWER	85.00 CCF			\$417.40	\$4.911 /CCF	\$0.005 /SqFt
WATER	129.00 CCF			\$985.84	\$7.642 /CCF	\$0.011 /SqFt
<b>Totals:</b>		<b>444,585 KBtu</b>	<b>5.032 KBtu/SqFt</b>	<b>\$6,631.94</b>		

## Energy

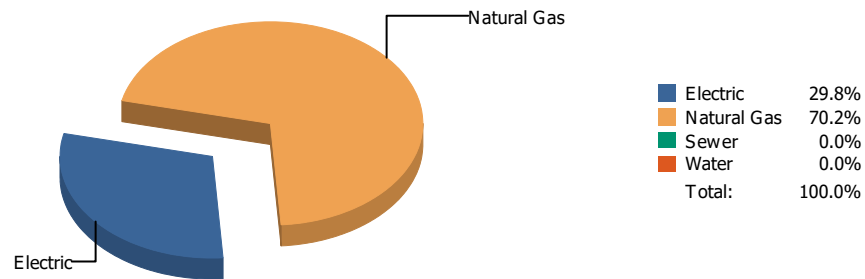


## Cost

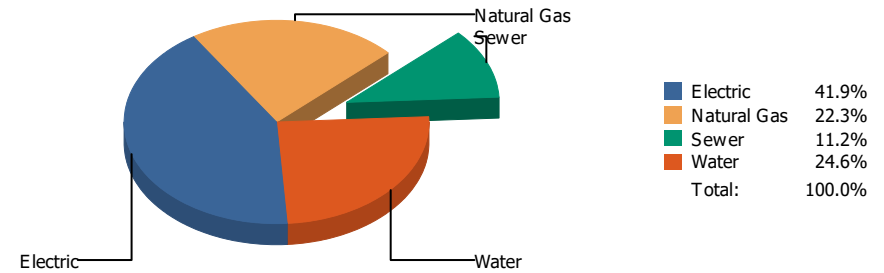


Commodity	Common Use	Energy Use	Energy Use / Area	Total Cost	Cost / Unit	Cost / Area
Place: [TOMLEA_2] TOM LEA 178 [BUILDING]						
Area: 88,828 SqFt						
Billing Period: Jan 2021						
ELECTRIC	60,960.00 kWh	207,996 KBtu	2.342 KBtu/SqFt	\$7,306.43	\$0.120 /kWh	\$0.082 /SqFt
NATURALGAS	3,968.00 CCF	408,704 KBtu	4.601 KBtu/SqFt	\$1,927.77	\$0.486 /CCF	\$0.022 /SqFt
SEWER	72.00 CCF			\$389.32	\$5.407 /CCF	\$0.004 /SqFt
WATER	143.00 CCF			\$1,061.35	\$7.422 /CCF	\$0.012 /SqFt
<b>Totals:</b>		<b>616,700 KBtu</b>	<b>6.943 KBtu/SqFt</b>	<b>\$10,684.87</b>		

## Energy

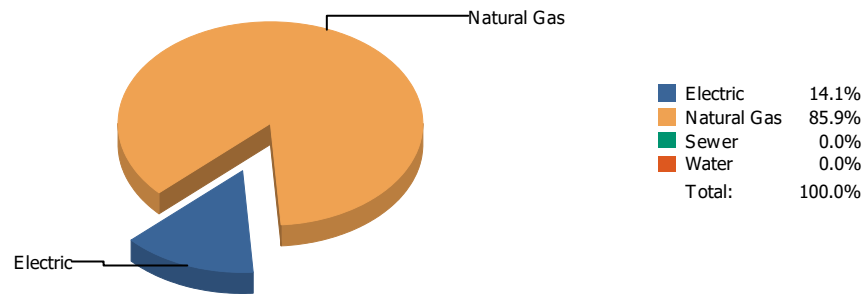


## Cost

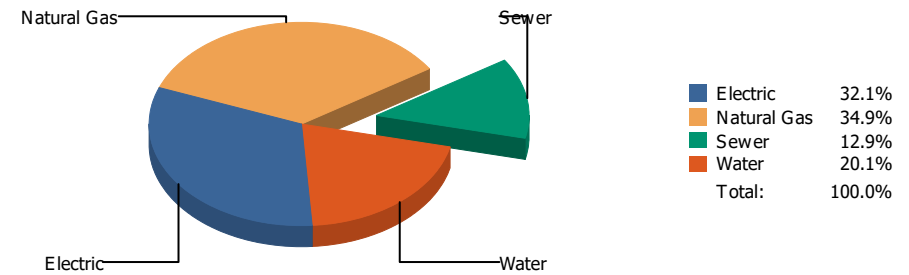


Commodity	Common Use	Energy Use	Energy Use / Area	Total Cost	Cost / Unit	Cost / Area
<b>Place: [TRAVIS] TRAVIS      143 [BUILDING]</b> <b>Area: 78,925 SqFt</b> <b>Billing Period: Jan 2021</b>						
ELECTRIC	14,043.00 kWh	47,915 KBtu	0.607 KBtu/SqFt	\$1,241.21	\$0.088 /kWh	\$0.016 /SqFt
NATURALGAS	1,098.00 CCF	113,094 KBtu	1.433 KBtu/SqFt	\$659.09	\$0.600 /CCF	\$0.008 /SqFt
SEWER	66.00 CCF			\$332.39	\$5.036 /CCF	\$0.004 /SqFt
WATER	98.00 CCF			\$728.29	\$7.432 /CCF	\$0.009 /SqFt
<b>Totals:</b>		<b>161,009 KBtu</b>	<b>2.040 KBtu/SqFt</b>	<b>\$2,960.98</b>		

## Energy

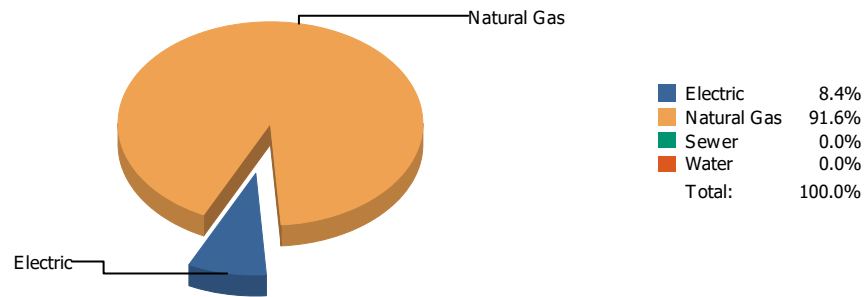


## Cost

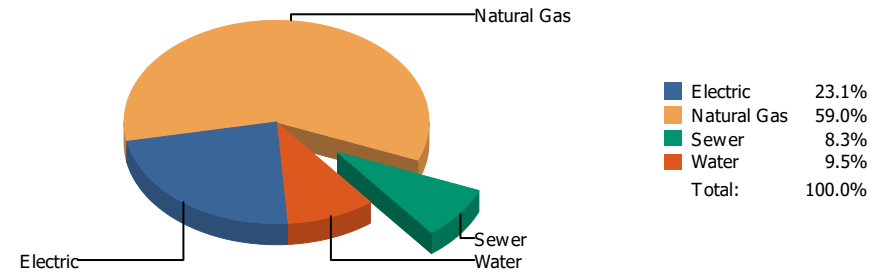


Commodity	Common Use	Energy Use	Energy Use / Area	Total Cost	Cost / Unit	Cost / Area
<b>Place: [VILAS] VILAS      144 [BUILDING]</b> <b>Area: 66,992 SqFt</b> <b>Billing Period: Jan 2021</b>						
ELECTRIC	12,624.00 kWh	43,073 KBtu	0.643 KBtu/SqFt	\$1,495.02	\$0.118 /kWh	\$0.022 /SqFt
NATURALGAS	2,544.00 CCF	262,032 KBtu	3.911 KBtu/SqFt	\$1,628.41	\$0.640 /CCF	\$0.024 /SqFt
SEWER	82.00 CCF			\$600.20	\$7.320 /CCF	\$0.009 /SqFt
WATER	156.00 CCF			\$939.53	\$6.023 /CCF	\$0.014 /SqFt
<b>Totals:</b>		<b>305,105 KBtu</b>	<b>4.554 KBtu/SqFt</b>	<b>\$4,663.16</b>		

## Energy



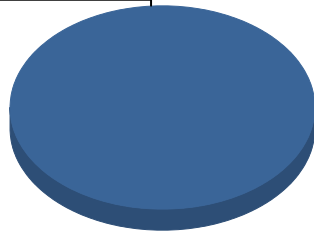
## Cost



Commodity	Common Use	Energy Use	Energy Use / Area	Total Cost	Cost / Unit	Cost / Area
<b>Place: [WAINWRIG] WAINWRIGHT 145 [BUILDING]</b> <b>Area: 38,227 SqFt</b> <b>Billing Period: Jan 2021</b>						
ELECTRIC	8,139.00 kWh	27,770 KBtu	0.726 KBtu/SqFt	\$646.52	\$0.079 /kWh	\$0.017 /SqFt
NATURALGAS	2,944.00 CCF	303,232 KBtu	7.932 KBtu/SqFt	\$1,648.81	\$0.560 /CCF	\$0.043 /SqFt
SEWER	9.00 CCF			\$230.98	\$25.664 /CCF	\$0.006 /SqFt
WATER	13.00 CCF			\$266.45	\$20.496 /CCF	\$0.007 /SqFt
<b>Totals:</b>		<b>331,002 KBtu</b>	<b>8.659 KBtu/SqFt</b>	<b>\$2,792.76</b>		

## Energy

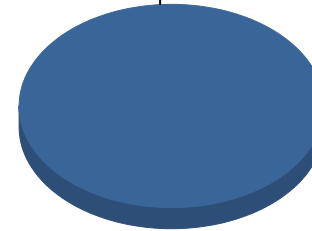
Electric



■ Electric 100.0%  
Total: 100.0%

## Cost

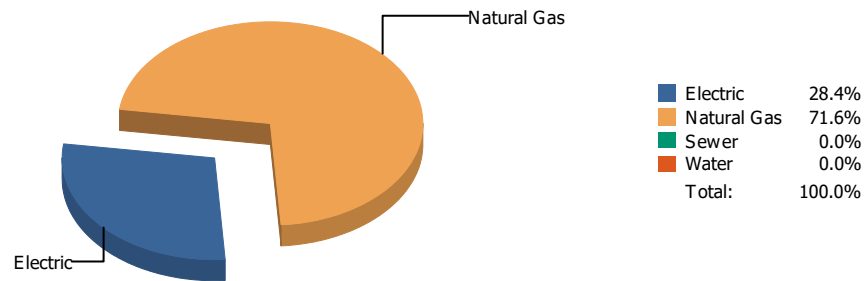
Electric



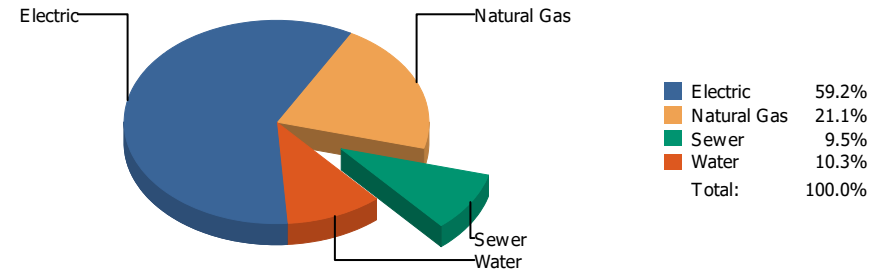
■ Electric 100.0%  
Total: 100.0%

Commodity	Common Use	Energy Use	Energy Use / Area	Total Cost	Cost / Unit	Cost / Area
Place: [WESTSIDE] WESTSIDE TRANSPORTATION 951 [BUILDING]						
Area: 4,040 SqFt						
Billing Period: Jan 2021						
ELECTRIC	2,275.00 kWh	7,762 KBtu	1.921 KBtu/SqFt	\$262.15	\$0.115 /kWh	\$0.065 /SqFt
<b>Totals:</b>		<b>7,762 KBtu</b>	<b>1.921 KBtu/SqFt</b>	<b>\$262.15</b>		

## Energy

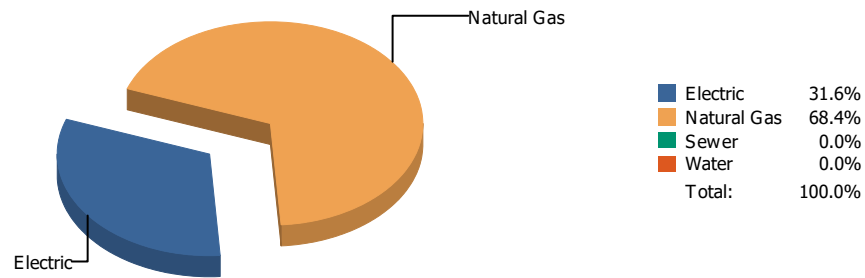


## Cost

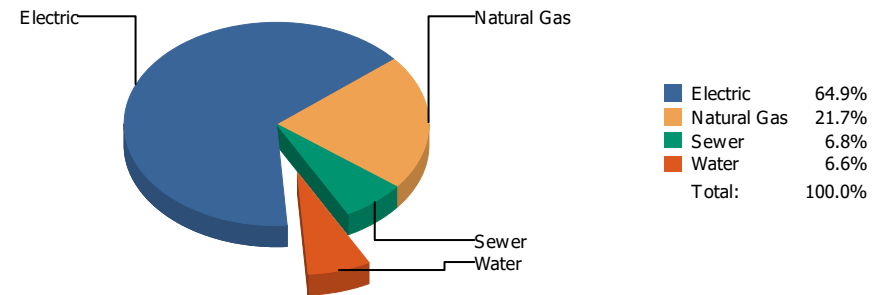


Commodity	Common Use	Energy Use	Energy Use / Area	Total Cost	Cost / Unit	Cost / Area
<b>Place: [W-HILLS] WESTERN HILLS      146 [BUILDING]</b> <b>Area: 77,753 SqFt</b> <b>Billing Period: Jan 2021</b>						
ELECTRIC	27,600.00 kWh	94,171 KBtu	1.211 KBtu/SqFt	\$3,351.27	\$0.121 /kWh	\$0.043 /SqFt
NATURALGAS	2,303.00 CCF	237,209 KBtu	3.051 KBtu/SqFt	\$1,191.74	\$0.517 /CCF	\$0.015 /SqFt
SEWER	81.00 CCF			\$535.07	\$6.606 /CCF	\$0.007 /SqFt
WATER	94.00 CCF			\$583.06	\$6.203 /CCF	\$0.007 /SqFt
<b>Totals:</b>		<b>331,380 KBtu</b>	<b>4.262 KBtu/SqFt</b>	<b>\$5,661.14</b>		

## Energy

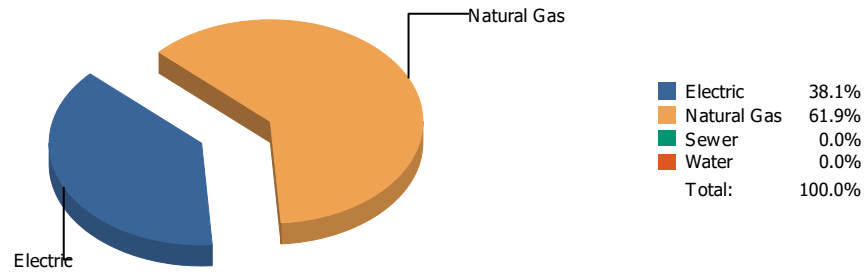


## Cost

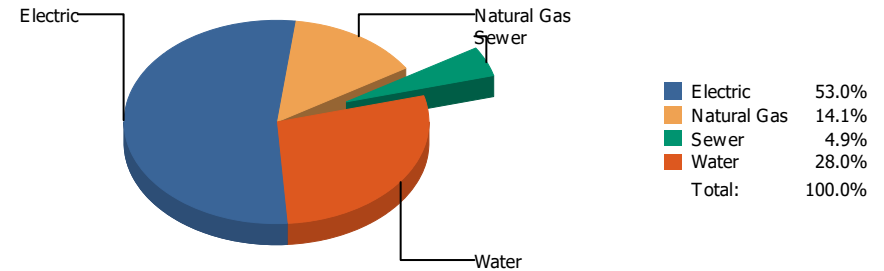


Commodity	Common Use	Energy Use	Energy Use / Area	Total Cost	Cost / Unit	Cost / Area
Place: [WHITAKER] WHITAKER 153 [BUILDING]						
Area: 89,458 SqFt						
Billing Period: Jan 2021						
ELECTRIC	39,480.00 kWh	134,706 KBtu	1.506 KBtu/SqFt	\$4,255.29	\$0.108 /kWh	\$0.048 /SqFt
NATURALGAS	2,825.00 CCF	290,975 KBtu	3.253 KBtu/SqFt	\$1,422.50	\$0.504 /CCF	\$0.016 /SqFt
SEWER	48.00 CCF			\$443.25	\$9.234 /CCF	\$0.005 /SqFt
WATER	19.00 CCF			\$435.43	\$22.917 /CCF	\$0.005 /SqFt
<b>Totals:</b>		<b>425,681 KBtu</b>	<b>4.758 KBtu/SqFt</b>	<b>\$6,556.47</b>		

## Energy

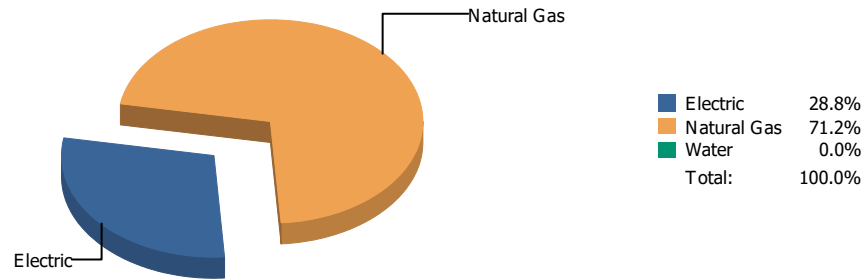


## Cost

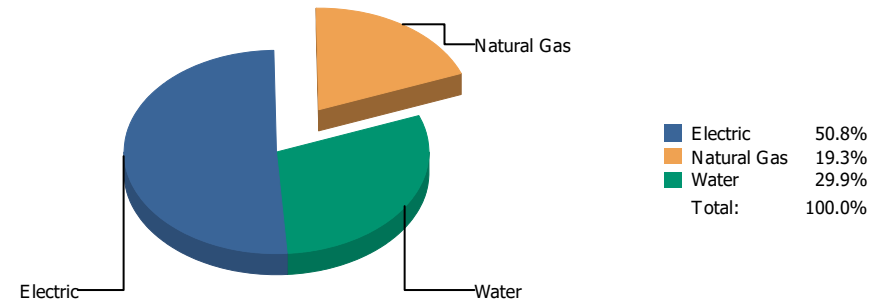


Commodity	Common Use	Energy Use	Energy Use / Area	Total Cost	Cost / Unit	Cost / Area
<b>Place: [WHITE] ZACH WHITE ELEMENTARY NEW-1997 [BUILDING]</b>						
<b>Area: 92,458 SqFt</b>						
<b>Billing Period: Jan 2021</b>						
ELECTRIC	33,300.00 kWh	113,620 KBtu	1.229 KBtu/SqFt	\$4,235.36	\$0.127 /kWh	\$0.046 /SqFt
NATURALGAS	1,791.00 CCF	184,473 KBtu	1.995 KBtu/SqFt	\$1,129.68	\$0.631 /CCF	\$0.012 /SqFt
SEWER	82.00 CCF			\$388.66	\$4.740 /CCF	\$0.004 /SqFt
WATER	321.00 CCF			\$2,233.00	\$6.956 /CCF	\$0.024 /SqFt
<b>Totals:</b>		<b>298,093 KBtu</b>	<b>3.224 KBtu/SqFt</b>	<b>\$7,986.70</b>		

## Energy

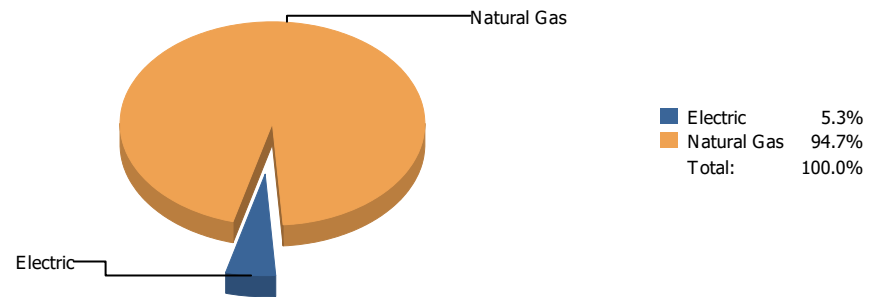


## Cost

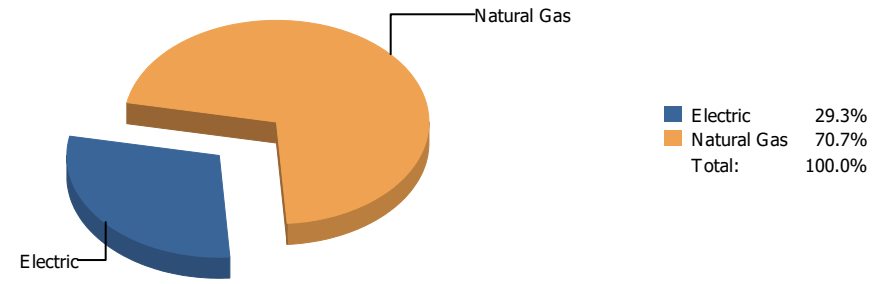


Commodity	Common Use	Energy Use	Energy Use / Area	Total Cost	Cost / Unit	Cost / Area
<b>Place: [WIGGS] WIGGS      052 [BUILDING]</b> <b>Area: 110,689 SqFt</b> <b>Billing Period: Jan 2021</b>						
ELECTRIC	20,880.00 kWh	71,243 KBtu	0.644 KBtu/SqFt	\$2,446.82	\$0.117 /kWh	\$0.022 /SqFt
NATURALGAS	1,708.00 CCF	175,924 KBtu	1.589 KBtu/SqFt	\$928.74	\$0.544 /CCF	\$0.008 /SqFt
WATER	185.00 CCF			\$1,436.91	\$7.767 /CCF	\$0.013 /SqFt
<b>Totals:</b>		<b>247,167 KBtu</b>	<b>2.233 KBtu/SqFt</b>	<b>\$4,812.47</b>		

## Energy

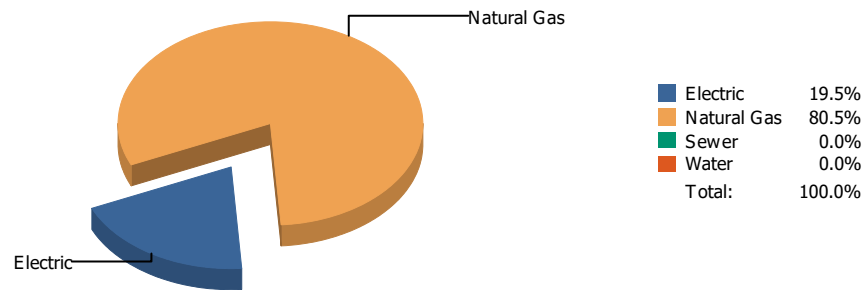


## Cost

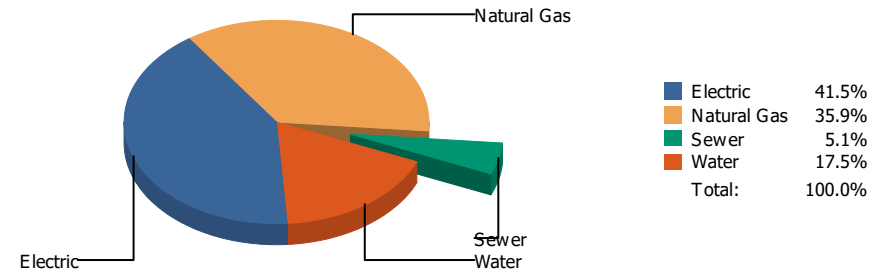


Commodity	Common Use	Energy Use	Energy Use / Area	Total Cost	Cost / Unit	Cost / Area
Place: [ZANEGREYWAREHOUSE] ZANE GREY WAREHOUSE [BUILDING]						
Area: 0 SqFt						
Billing Period: Jan 2021						
ELECTRIC	1,650.00 kWh	5,630 KBtu		\$250.30	\$0.152 /kWh	
NATURALGAS	978.00 CCF	100,734 KBtu		\$605.13	\$0.619 /CCF	
<b>Totals:</b>		<b>106,364 KBtu</b>		<b>\$855.43</b>		

## Energy

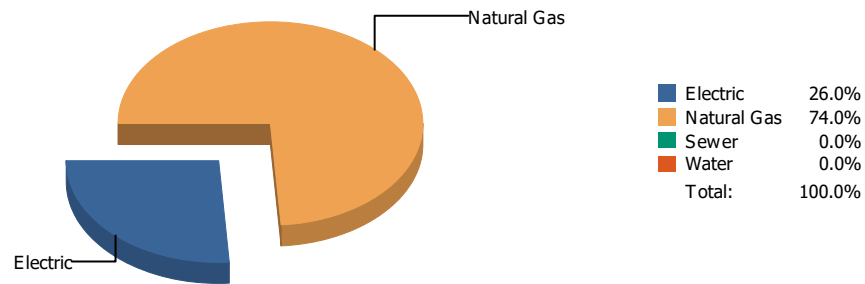


## Cost

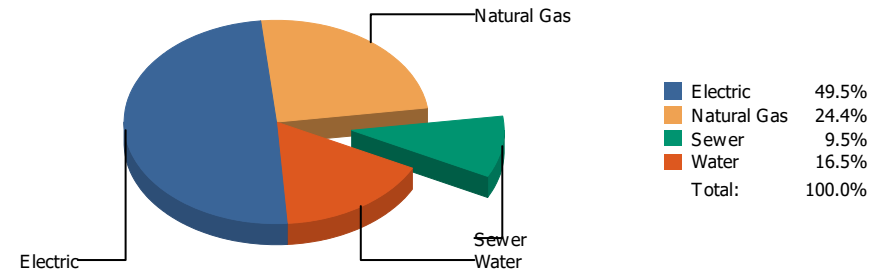


Commodity	Common Use	Energy Use	Energy Use / Area	Total Cost	Cost / Unit	Cost / Area
Place: [ZAVALA] ZAVALA 148 [BUILDING]						
Area: 53,356 SqFt						
Billing Period: Jan 2021						
ELECTRIC	18,286.00 kWh	62,392 KBtu	1.169 KBtu/SqFt	\$1,578.57	\$0.086 /kWh	\$0.030 /SqFt
NATURALGAS	2,501.00 CCF	257,603 KBtu	4.828 KBtu/SqFt	\$1,365.40	\$0.546 /CCF	\$0.026 /SqFt
SEWER	40.00 CCF			\$192.17	\$4.804 /CCF	\$0.004 /SqFt
WATER	70.00 CCF			\$666.52	\$9.522 /CCF	\$0.012 /SqFt
<b>Totals:</b>		<b>319,995 KBtu</b>	<b>5.997 KBtu/SqFt</b>	<b>\$3,802.66</b>		

## Energy



## Cost



Commodity	Common Use	Energy Use	Energy Use / Area	Total Cost	Cost / Unit	Cost / Area
<b>Place Summary Report</b>						
<b>Area: 10,693,292 SqFt</b>						
<b>Billing Period: Jan 2021</b>						
ELECTRIC	3,504,187.00 kWh	11,956,286 KBtu	1.090 KBtu/SqFt	\$351,850.63	\$0.100 /kWh	\$0.032 /SqFt
NATURALGAS	330,082.00 CCF	33,998,446 KBtu	3.137 KBtu/SqFt	\$173,726.79	\$0.526 /CCF	\$0.016 /SqFt
SEWER	17,485.00 CCF			\$67,793.83	\$3.877 /CCF	\$0.006 /SqFt
WATER	20,026.00 CCF			\$117,464.37	\$5.866 /CCF	\$0.011 /SqFt
<b>Totals:</b>		<b>45,954,732 KBtu</b>	<b>4.227 KBtu/SqFt</b>	<b>\$710,835.62</b>		

\* Please note per area calculations only include buildings with a floor area greater than 0.

**Requested by:** eagarci2

**Client version:**

**Report version:** 9

**Filters:** Meters in Building Name: Not one of ZACH WHITE MODULAR SCHOOL 147;START SCHOOL EARLY 1 DAY VALUE;STADIUM RATE CHANGES;SKY PARK IB1;SKY PARK I 200;SKY PARK;ROOSEVELT 137;REMCON COTTAGES;PARKDALE COTTAGES 957;NORTHEAST BOOK DEPOSITORY 814;NEW COMPUTERS SINCE JUNE 1990;Lighting;HERCULES COTTAGES 141A;CANYON HILLS PORTABLES;Butterfield Trail Warehouse;BRANON COTTAGES 955 ;BLUE FLAME BLDG.;BARCELONA COTTAGES;ALL REFUNDS AND REBATES; ; Bill is Void Equals 0; Account is Active Equals 1; Bill is from External Vendor Equals 1; ; Billing Period Equals Jan 2021

**Record count:** 0