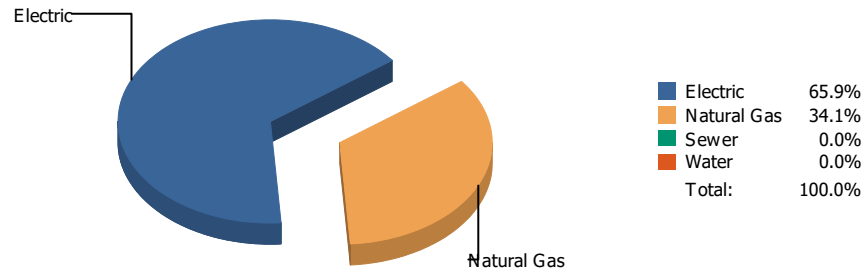
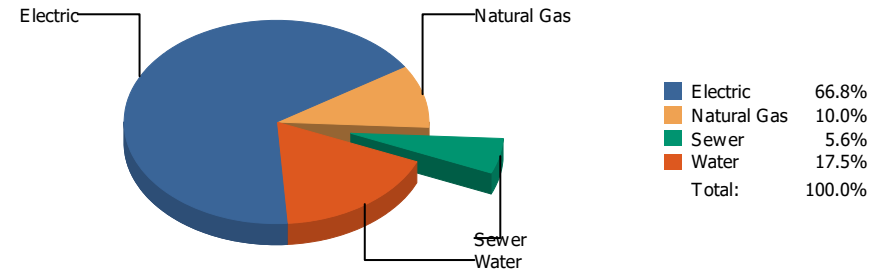


## Energy



## Cost

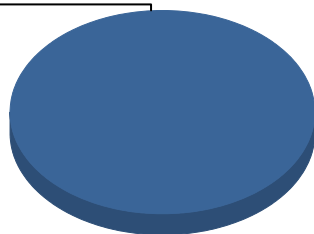


Commodity	Common Use	Energy Use	Energy Use / Area	Total Cost	Cost / Unit	Cost / Area
<b>Place Summary Report</b>						
<b>Area: 10,556,489 SqFt</b>						
<b>Billing Period: Nov 2021</b>						
ELECTRIC	4,617,886.00 kWh	15,756,227 KBtu	1.460 KBtu/SqFt	\$666,404.85	\$0.144 /kWh	\$0.062 /SqFt
NATURALGAS	79,281.00 CCF	8,165,943 KBtu	0.771 KBtu/SqFt	\$99,999.24	\$1.261 /CCF	\$0.009 /SqFt
SEWER	11,303.00 CCF			\$56,074.26	\$4.961 /CCF	\$0.005 /SqFt
WATER	37,529.00 CCF			\$174,844.78	\$4.659 /CCF	\$0.016 /SqFt
<b>Totals:</b>		<b>23,922,170 KBtu</b>	<b>2.231 KBtu/SqFt</b>	<b>\$997,323.13</b>		

\* Please note per area calculations only include buildings with a floor area greater than 0.

### Energy

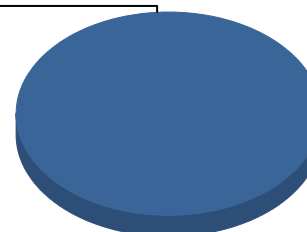
Electric



■ Electric 100.0%  
Total: 100.0%

### Cost

Electric



■ Electric 100.0%  
Total: 100.0%

Commodity	Common Use	Energy Use	Energy Use / Area	Total Cost	Cost / Unit	Cost / Area
<b>Place: [ALAMO] ALAMO      101 [BUILDING]</b> <b>Area: 58,978 SqFt</b> <b>Billing Period: Nov 2021</b>						
ELECTRIC	3,600.00 kWh	12,283 KBtu	0.208 KBtu/SqFt	\$426.26	\$0.118 /kWh	\$0.007 /SqFt
<b>Totals:</b>		<b>12,283 KBtu</b>	<b>0.208 KBtu/SqFt</b>	<b>\$426.26</b>		

## Energy


Electric



■ Electric 100.0%  
 ■ Water 0.0%  
 Total: 100.0%

## Cost

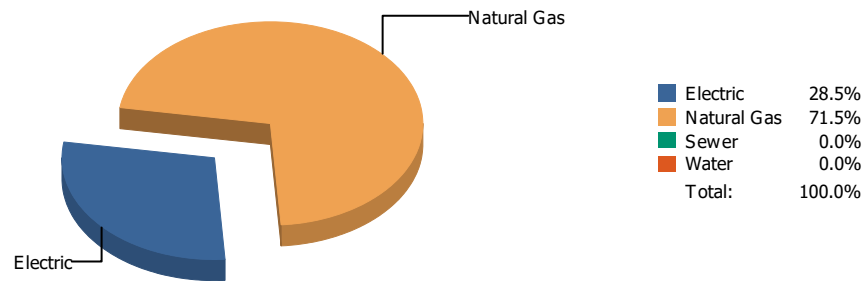
Electric



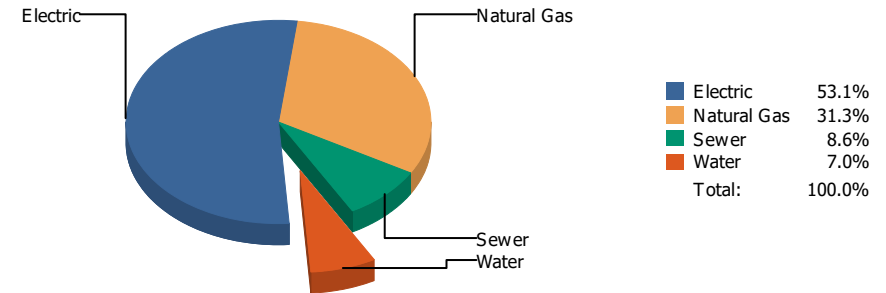
■ Electric 94.4%  
 ■ Water 5.6%  
 Total: 100.0%

Commodity	Common Use	Energy Use	Energy Use / Area	Total Cost	Cost / Unit	Cost / Area
Place: [ALTA] ALTA VISTA 102 [BUILDING]						
Area: 68,463 SqFt						
Billing Period: Nov 2021						
ELECTRIC	3,900.00 kWh	13,307 KBtu	0.194 KBtu/SqFt	\$443.83	\$0.114 /kWh	\$0.006 /SqFt
WATER	0.00 CCF			\$26.25	\$0.000 /CCF	\$0.000 /SqFt
<b>Totals:</b>		<b>13,307 KBtu</b>	<b>0.194 KBtu/SqFt</b>	<b>\$470.08</b>		

## Energy

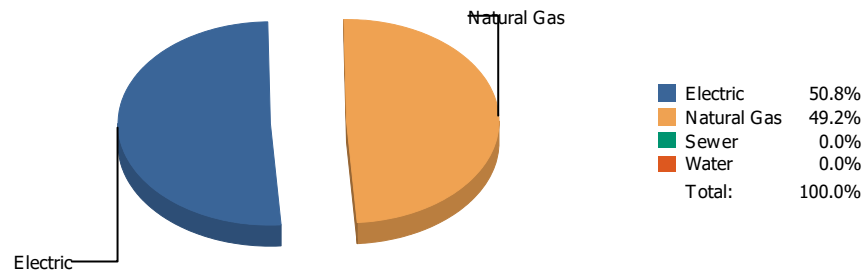


## Cost

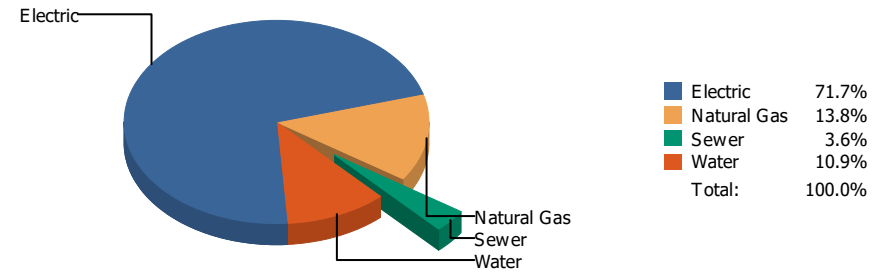


Commodity	Common Use	Energy Use	Energy Use / Area	Total Cost	Cost / Unit	Cost / Area
Place: [ADDRESS] ADDRESS 001 [BUILDING]						
Area: 266,968 SqFt						
Billing Period: Nov 2021						
ELECTRIC	147,561.00 kWh	503,478 KBtu	1.886 KBtu/SqFt	\$19,268.11	\$0.131 /kWh	\$0.072 /SqFt
NATURALGAS	12,249.00 CCF	1,261,647 KBtu	4.726 KBtu/SqFt	\$11,364.62	\$0.928 /CCF	\$0.042 /SqFt
SEWER	1,147.00 CCF			\$3,129.19	\$2.728 /CCF	\$0.012 /SqFt
WATER	922.00 CCF			\$2,529.76	\$2.744 /CCF	\$0.009 /SqFt
<b>Totals:</b>		<b>1,765,125 KBtu</b>	<b>6.612 KBtu/SqFt</b>	<b>\$36,291.68</b>		

## Energy

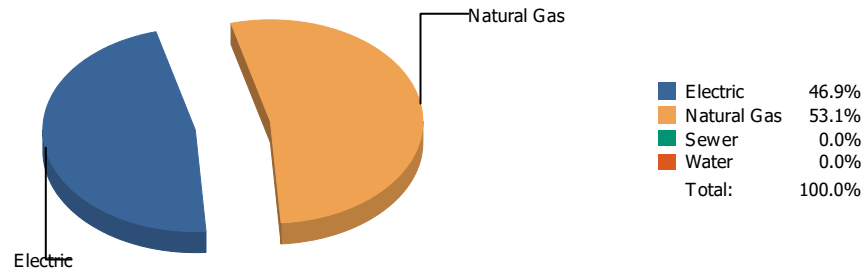


## Cost

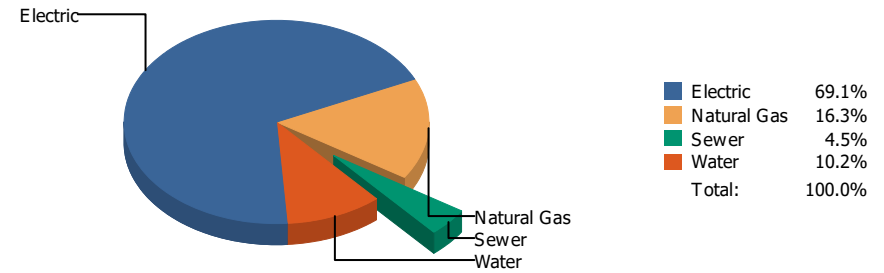


Commodity	Common Use	Energy Use	Energy Use / Area	Total Cost	Cost / Unit	Cost / Area
Place: [AOY] AOY 103 [BUILDING]						
Area: 105,486 SqFt						
Billing Period: Nov 2021						
ELECTRIC	50,140.00 kWh	171,078 KBtu	1.622 KBtu/SqFt	\$8,771.19	\$0.175 /kWh	\$0.083 /SqFt
NATURALGAS	1,610.00 CCF	165,830 KBtu	1.572 KBtu/SqFt	\$1,686.54	\$1.048 /CCF	\$0.016 /SqFt
SEWER	34.00 CCF			\$442.11	\$13.003 /CCF	\$0.004 /SqFt
WATER	150.00 CCF			\$1,333.14	\$8.888 /CCF	\$0.012 /SqFt
<b>Totals:</b>		<b>336,908 KBtu</b>	<b>3.194 KBtu/SqFt</b>	<b>\$12,232.98</b>		

## Energy

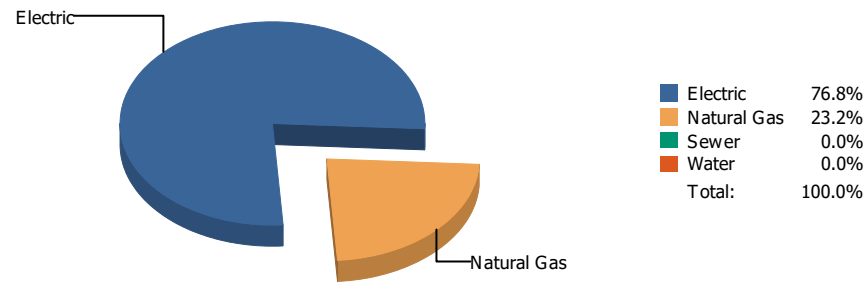


## Cost

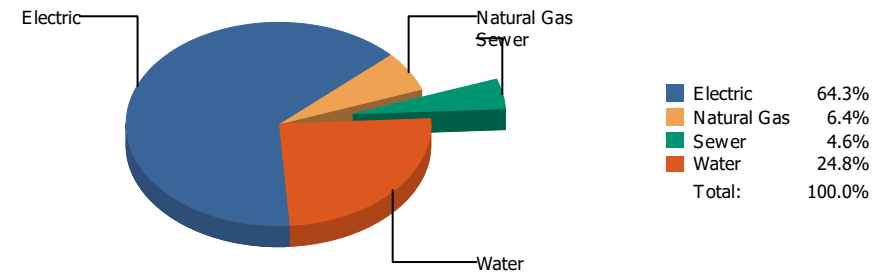


Commodity	Common Use	Energy Use	Energy Use / Area	Total Cost	Cost / Unit	Cost / Area
<b>Place: [ARMENDARIZ_1] ARMENDARIZ MIDDLE SCHOOL [BUILDING]</b>						
<b>Area: 133,779 SqFt</b>						
<b>Billing Period: Nov 2021</b>						
ELECTRIC	76,500.00 kWh	261,018 KBtu	1.951 KBtu/SqFt	\$10,589.75	\$0.138 /kWh	\$0.079 /SqFt
NATURALGAS	2,868.00 CCF	295,404 KBtu	2.208 KBtu/SqFt	\$2,496.86	\$0.871 /CCF	\$0.019 /SqFt
SEWER	144.00 CCF			\$684.11	\$4.751 /CCF	\$0.005 /SqFt
WATER	401.00 CCF			\$1,562.23	\$3.896 /CCF	\$0.012 /SqFt
<b>Totals:</b>		<b>556,422 KBtu</b>	<b>4.159 KBtu/SqFt</b>	<b>\$15,332.95</b>		

## Energy

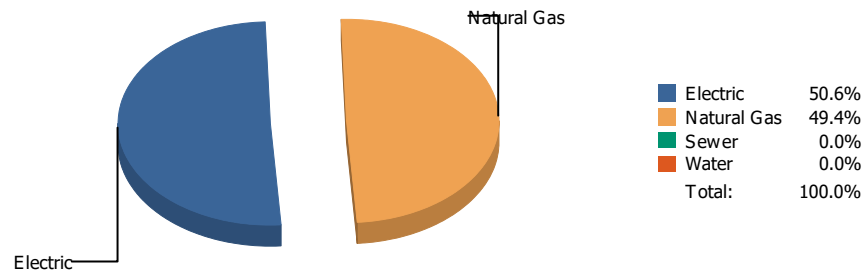


## Cost

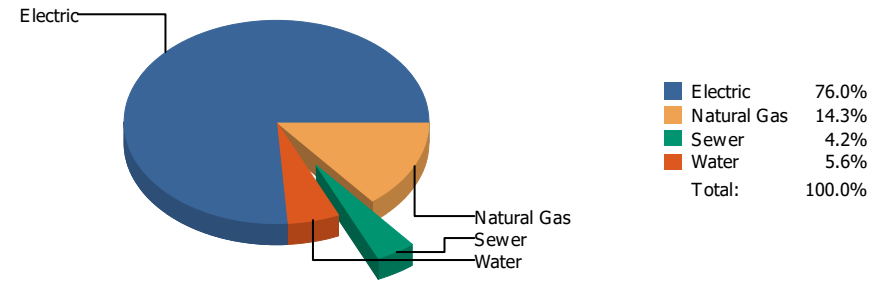


Commodity	Common Use	Energy Use	Energy Use / Area	Total Cost	Cost / Unit	Cost / Area
Place: [AUSTIN] AUSTIN      002 [BUILDING]						
Area: 269,216 SqFt						
Billing Period: Nov 2021						
ELECTRIC	119,497.00 kWh	407,724 KBtu	1.514 KBtu/SqFt	\$15,717.04	\$0.132 /kWh	\$0.058 /SqFt
NATURALGAS	1,193.00 CCF	122,879 KBtu	0.456 KBtu/SqFt	\$1,557.35	\$1.305 /CCF	\$0.006 /SqFt
SEWER	76.00 CCF			\$1,117.60	\$14.705 /CCF	\$0.004 /SqFt
WATER	858.00 CCF			\$6,065.68	\$7.070 /CCF	\$0.022 /SqFt
<b>Totals:</b>		<b>530,603 KBtu</b>	<b>1.971 KBtu/SqFt</b>	<b>\$24,457.67</b>		

## Energy



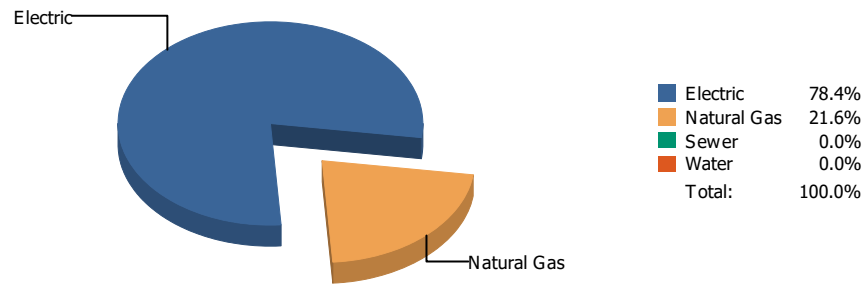
## Cost



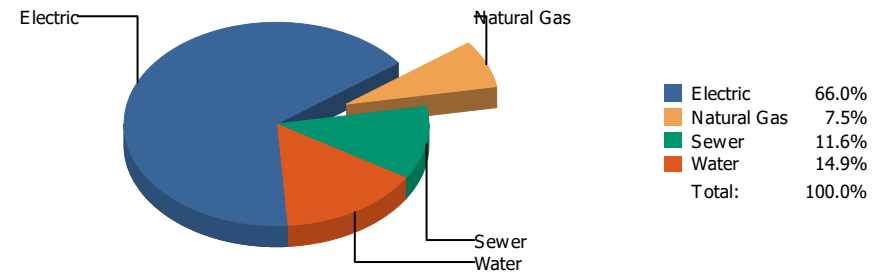
Commodity	Common Use	Energy Use	Energy Use / Area	Total Cost	Cost / Unit	Cost / Area
<b>Place: [BARRON ELEMENTARY] Barron Elementary 165 [BUILDING]</b>						
<b>Area: 87,818 SqFt</b>						
<b>Billing Period: Nov 2021</b>						
ELECTRIC	56,123.00 kWh	191,492 KBtu	2.181 KBtu/SqFt	\$8,770.26	\$0.156 /kWh	\$0.100 /SqFt
NATURALGAS	1,813.00 CCF	186,739 KBtu	2.126 KBtu/SqFt	\$1,644.90	\$0.907 /CCF	\$0.019 /SqFt
SEWER	33.00 CCF			\$480.20	\$14.552 /CCF	\$0.005 /SqFt
WATER	55.00 CCF			\$640.68	\$11.649 /CCF	\$0.007 /SqFt
<b>Totals:</b>		<b>378,231 KBtu</b>	<b>4.307 KBtu/SqFt</b>	<b>\$11,536.04</b>		



## Energy



## Cost



Commodity	Common Use	Energy Use	Energy Use / Area	Total Cost	Cost / Unit	Cost / Area
Place: [BASSETT] BASSETT 049 [BUILDING]						
Area: 174,250 SqFt						
Billing Period: Nov 2021						
ELECTRIC	46,650.00 kWh	159,170 KBtu	0.913 KBtu/SqFt	\$6,528.95	\$0.140 /kWh	\$0.037 /SqFt
NATURALGAS	425.00 CCF	43,775 KBtu	0.251 KBtu/SqFt	\$738.20	\$1.737 /CCF	\$0.004 /SqFt
SEWER	415.00 CCF			\$1,151.48	\$2.775 /CCF	\$0.007 /SqFt
WATER	413.00 CCF			\$1,478.10	\$3.579 /CCF	\$0.008 /SqFt
<b>Totals:</b>		<b>202,945 KBtu</b>	<b>1.165 KBtu/SqFt</b>	<b>\$9,896.73</b>		

## Energy

Electric



■ Electric 100.0%  
Total: 100.0%

## Cost

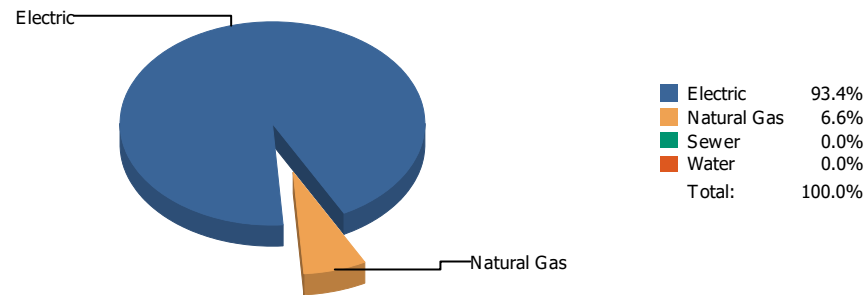
Electric



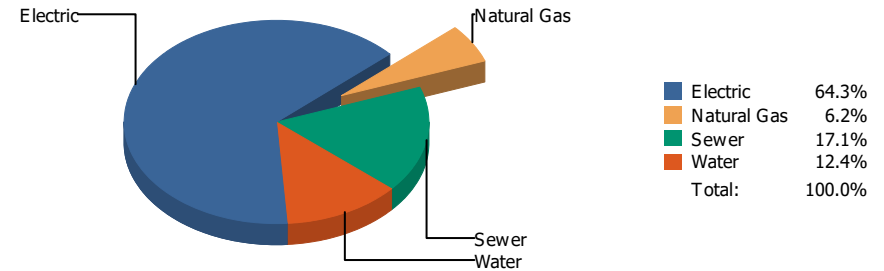
■ Electric 100.0%  
Total: 100.0%

Commodity	Common Use	Energy Use	Energy Use / Area	Total Cost	Cost / Unit	Cost / Area
<b>Place: [BEALL] BEALL      104 [BUILDING]</b> <b>Area: 74,454 SqFt</b> <b>Billing Period: Nov 2021</b>						
ELECTRIC	1,440.00 kWh	4,913 KBtu	0.066 KBtu/SqFt	\$179.39	\$0.125 /kWh	\$0.002 /SqFt
<b>Totals:</b>		<b>4,913 KBtu</b>	<b>0.066 KBtu/SqFt</b>	<b>\$179.39</b>		

## Energy

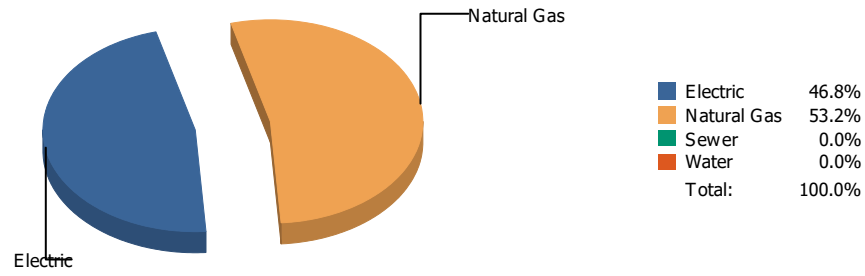


## Cost

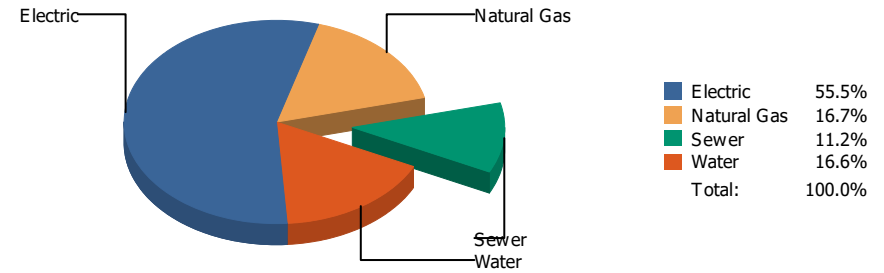


Commodity	Common Use	Energy Use	Energy Use / Area	Total Cost	Cost / Unit	Cost / Area
<b>Place: [BLISS] BLISS      105 [BUILDING]</b> <b>Area: 78,820 SqFt</b> <b>Billing Period: Nov 2021</b>						
ELECTRIC	23,174.00 kWh	79,070 KBtu	1.003 KBtu/SqFt	\$3,480.27	\$0.150 /kWh	\$0.044 /SqFt
NATURALGAS	54.00 CCF	5,562 KBtu	0.071 KBtu/SqFt	\$335.88	\$6.220 /CCF	\$0.004 /SqFt
SEWER	311.00 CCF			\$922.68	\$2.967 /CCF	\$0.012 /SqFt
WATER	180.00 CCF			\$672.45	\$3.736 /CCF	\$0.009 /SqFt
<b>Totals:</b>		<b>84,632 KBtu</b>	<b>1.074 KBtu/SqFt</b>	<b>\$5,411.28</b>		

## Energy



## Cost



Commodity	Common Use	Energy Use	Energy Use / Area	Total Cost	Cost / Unit	Cost / Area
Place: [BOND_2] BOND 160 [BUILDING]						
Area: 89,988 SqFt						
Billing Period: Nov 2021						
ELECTRIC	23,401.00 kWh	79,844 KBtu	0.887 KBtu/SqFt	\$3,686.94	\$0.158 /kWh	\$0.041 /SqFt
NATURALGAS	880.00 CCF	90,640 KBtu	1.007 KBtu/SqFt	\$1,108.14	\$1.259 /CCF	\$0.012 /SqFt
SEWER	181.00 CCF			\$744.57	\$4.114 /CCF	\$0.008 /SqFt
WATER	293.00 CCF			\$1,100.37	\$3.756 /CCF	\$0.012 /SqFt
<b>Totals:</b>		<b>170,484 KBtu</b>	<b>1.895 KBtu/SqFt</b>	<b>\$6,640.02</b>		

## Energy

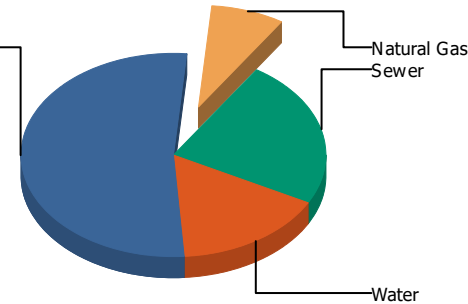
Electric



Electric	100.0%
Natural Gas	0.0%
Sewer	0.0%
Water	0.0%
<b>Total:</b>	<b>100.0%</b>

## Cost

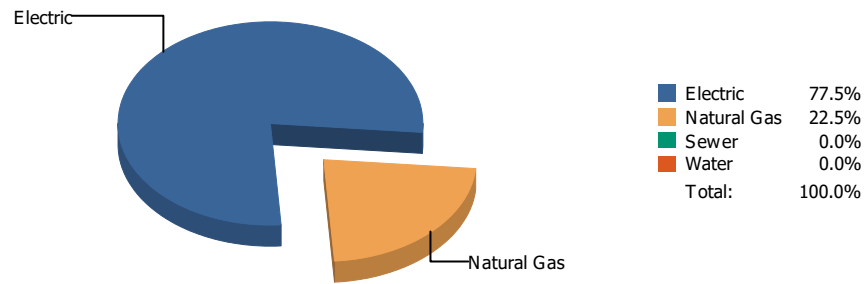
Electric



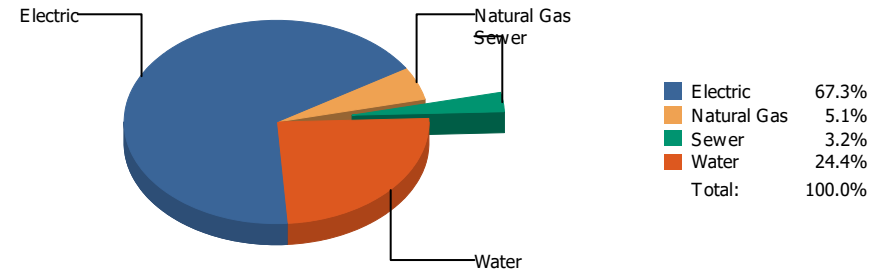
Electric	52.5%
Natural Gas	7.9%
Sewer	23.6%
Water	16.0%
<b>Total:</b>	<b>100.0%</b>

Commodity	Common Use	Energy Use	Energy Use / Area	Total Cost	Cost / Unit	Cost / Area
Place: [BONHAM] BONHAM 106 [BUILDING]						
Area: 53,522 SqFt						
Billing Period: Nov 2021						
ELECTRIC	7,696.00 kWh	26,259 KBtu	0.491 KBtu/SqFt	\$1,286.77	\$0.167 /kWh	\$0.024 /SqFt
NATURALGAS	0.00 CCF	0 KBtu	0.000 KBtu/SqFt	\$194.75	\$0.000 /CCF	\$0.004 /SqFt
SEWER	145.00 CCF			\$578.63	\$3.991 /CCF	\$0.011 /SqFt
WATER	80.00 CCF			\$392.80	\$4.910 /CCF	\$0.007 /SqFt
<b>Totals:</b>		<b>26,259 KBtu</b>	<b>0.491 KBtu/SqFt</b>	<b>\$2,452.95</b>		

## Energy

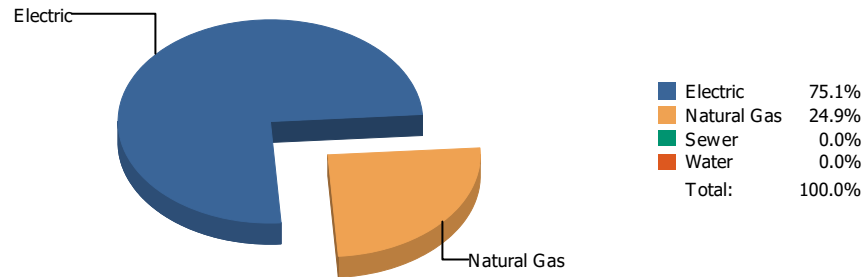


## Cost

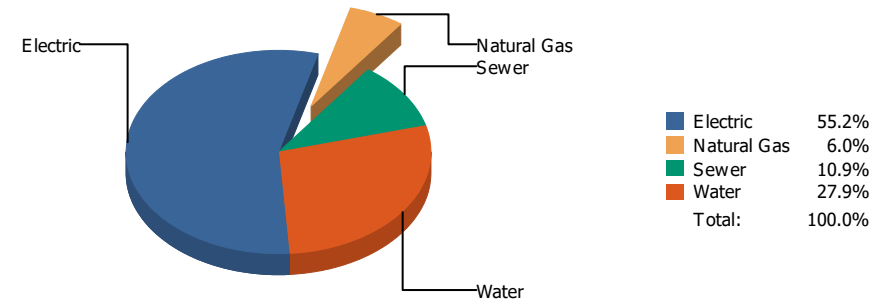


Commodity	Common Use	Energy Use	Energy Use / Area	Total Cost	Cost / Unit	Cost / Area
Place: [BOWIE] BOWIE 003 [BUILDING]						
Area: 282,931 SqFt						
Billing Period: Nov 2021						
ELECTRIC	186,116.00 kWh	635,028 KBtu	2.244 KBtu/SqFt	\$24,113.26	\$0.130 /kWh	\$0.085 /SqFt
NATURALGAS	1,792.00 CCF	184,576 KBtu	0.652 KBtu/SqFt	\$1,833.21	\$1.023 /CCF	\$0.006 /SqFt
SEWER	192.00 CCF			\$1,136.08	\$5.917 /CCF	\$0.004 /SqFt
WATER	2,277.00 CCF			\$8,761.14	\$3.848 /CCF	\$0.031 /SqFt
<b>Totals:</b>		<b>819,604 KBtu</b>	<b>2.897 KBtu/SqFt</b>	<b>\$35,843.69</b>		

## Energy

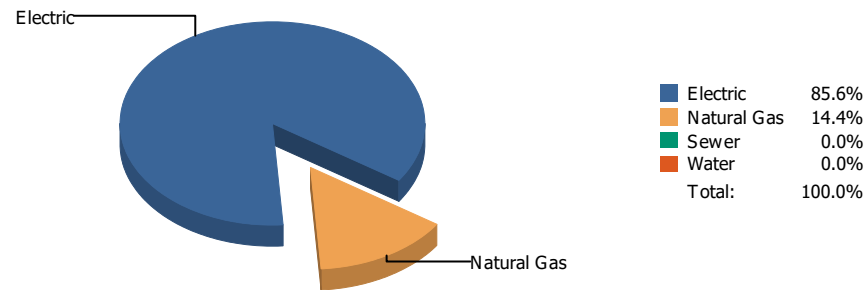


## Cost

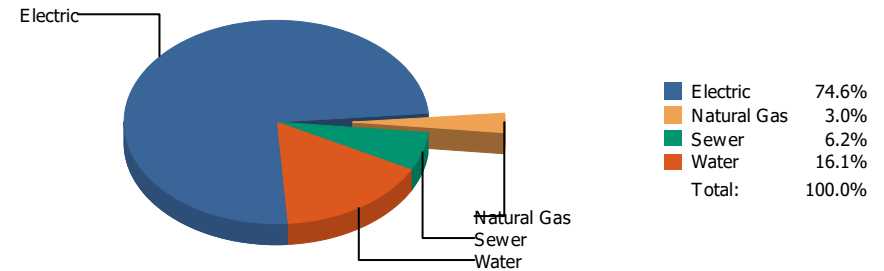


Commodity	Common Use	Energy Use	Energy Use / Area	Total Cost	Cost / Unit	Cost / Area
Place: [BRADLEY] BRADLEY 158 [BUILDING]						
Area: 59,142 SqFt						
Billing Period: Nov 2021						
ELECTRIC	39,320.00 kWh	134,160 KBtu	2.268 KBtu/SqFt	\$5,033.30	\$0.128 /kWh	\$0.085 /SqFt
NATURALGAS	432.00 CCF	44,496 KBtu	0.752 KBtu/SqFt	\$547.01	\$1.266 /CCF	\$0.009 /SqFt
SEWER	122.00 CCF			\$996.42	\$8.167 /CCF	\$0.017 /SqFt
WATER	413.00 CCF			\$2,548.41	\$6.170 /CCF	\$0.043 /SqFt
<b>Totals:</b>		<b>178,656 KBtu</b>	<b>3.021 KBtu/SqFt</b>	<b>\$9,125.14</b>		

## Energy



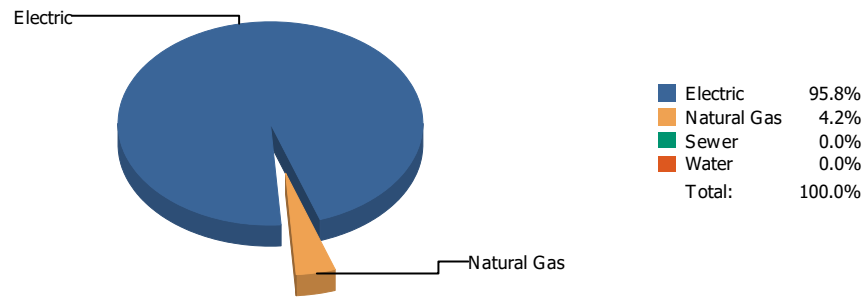
## Cost



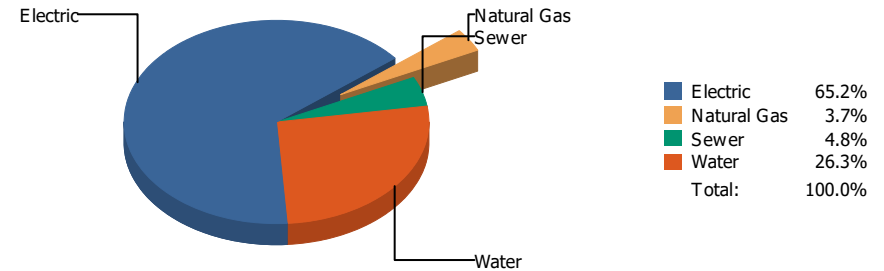
Commodity	Common Use	Energy Use	Energy Use / Area	Total Cost	Cost / Unit	Cost / Area
<b>Place: [BROWN] BROWN MIDDLE SCHOOL 056 [BUILDING]</b>						
<b>Area: 173,263 SqFt</b>						
<b>Billing Period: Nov 2021</b>						
ELECTRIC	78,400.00 kWh	267,501 KBtu	1.544 KBtu/SqFt	\$13,589.80	\$0.173 /kWh	\$0.078 /SqFt
NATURALGAS	438.00 CCF	45,114 KBtu	0.260 KBtu/SqFt	\$554.09	\$1.265 /CCF	\$0.003 /SqFt
SEWER	349.00 CCF			\$1,135.11	\$3.252 /CCF	\$0.007 /SqFt
WATER	776.00 CCF			\$2,933.50	\$3.780 /CCF	\$0.017 /SqFt
<b>Totals:</b>		<b>312,615 KBtu</b>	<b>1.804 KBtu/SqFt</b>	<b>\$18,212.50</b>		



## Energy



## Cost



Commodity	Common Use	Energy Use	Energy Use / Area	Total Cost	Cost / Unit	Cost / Area
Place: [BURGES] BURGES 004 [BUILDING]						
Area: 241,219 SqFt						
Billing Period: Nov 2021						
ELECTRIC	85,038.00 kWh	290,150 KBtu	1.203 KBtu/SqFt	\$12,136.26	\$0.143 /kWh	\$0.050 /SqFt
NATURALGAS	122.00 CCF	12,566 KBtu	0.052 KBtu/SqFt	\$683.69	\$5.604 /CCF	\$0.003 /SqFt
SEWER	40.00 CCF			\$895.39	\$22.385 /CCF	\$0.004 /SqFt
WATER	773.00 CCF			\$4,895.93	\$6.334 /CCF	\$0.020 /SqFt
<b>Totals:</b>		<b>302,716 KBtu</b>	<b>1.255 KBtu/SqFt</b>	<b>\$18,611.27</b>		

## Energy

Electric



■ Electric 100.0%  
Total: 100.0%

## Cost

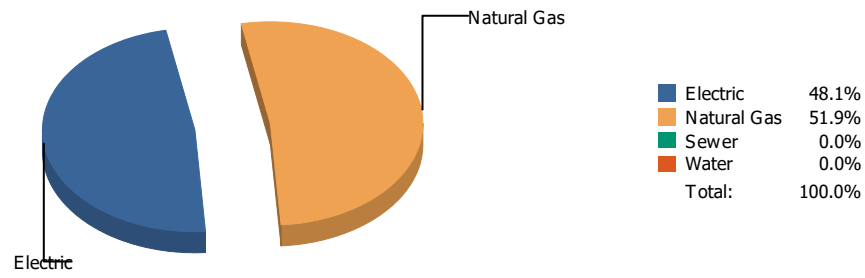
Electric



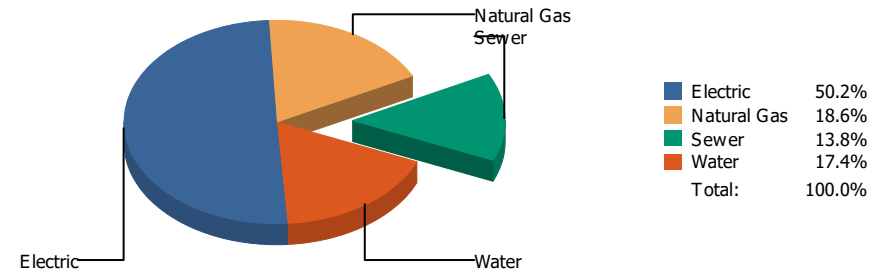
■ Electric 100.0%  
Total: 100.0%

Commodity	Common Use	Energy Use	Energy Use / Area	Total Cost	Cost / Unit	Cost / Area
Place: [BURLESON] BURLESON 107 [BUILDING]						
Area: 73,772 SqFt						
Billing Period: Nov 2021						
ELECTRIC	1,001.00 kWh	3,415 KBtu	0.046 KBtu/SqFt	\$171.79	\$0.172 /kWh	\$0.002 /SqFt
<b>Totals:</b>		<b>3,415 KBtu</b>	<b>0.046 KBtu/SqFt</b>	<b>\$171.79</b>		

## Energy

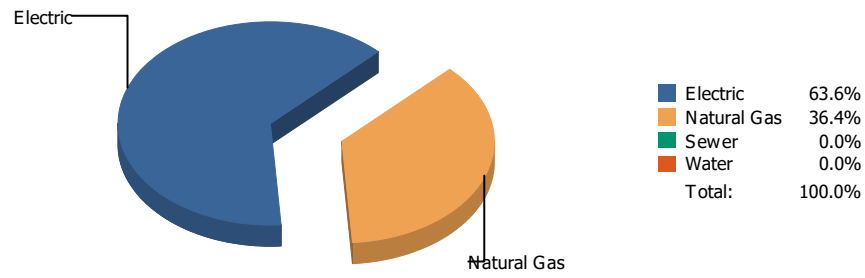


## Cost

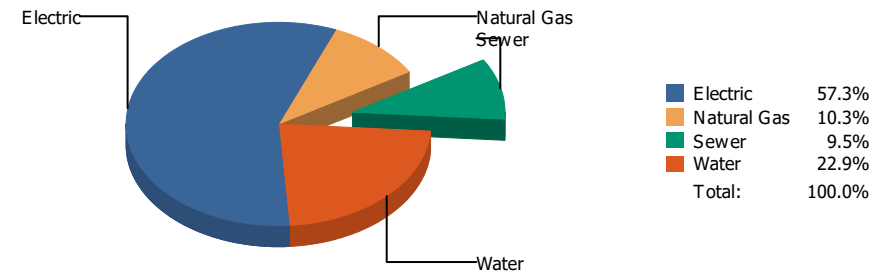


Commodity	Common Use	Energy Use	Energy Use / Area	Total Cost	Cost / Unit	Cost / Area
Place: [BURNET] BURNET 108 [BUILDING]						
Area: 50,520 SqFt						
Billing Period: Nov 2021						
ELECTRIC	13,863.00 kWh	47,301 KBtu	0.936 KBtu/SqFt	\$2,154.36	\$0.155 /kWh	\$0.043 /SqFt
NATURALGAS	496.00 CCF	51,088 KBtu	1.011 KBtu/SqFt	\$796.83	\$1.607 /CCF	\$0.016 /SqFt
SEWER	172.00 CCF			\$594.18	\$3.455 /CCF	\$0.012 /SqFt
WATER	212.00 CCF			\$749.42	\$3.535 /CCF	\$0.015 /SqFt
<b>Totals:</b>		<b>98,389 KBtu</b>	<b>1.948 KBtu/SqFt</b>	<b>\$4,294.79</b>		

## Energy

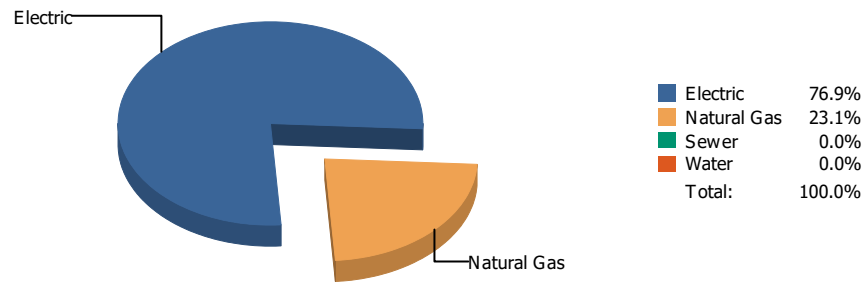


## Cost

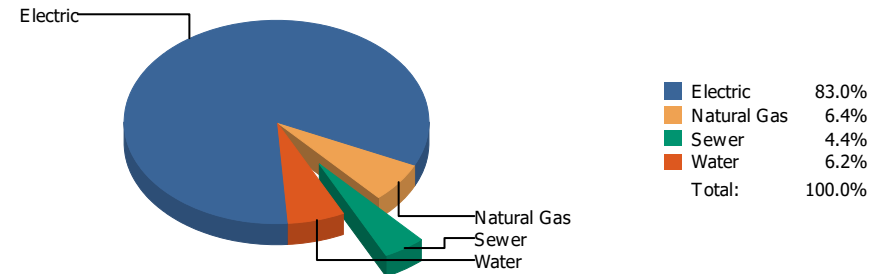


Commodity	Common Use	Energy Use	Energy Use / Area	Total Cost	Cost / Unit	Cost / Area
<b>Place: [CANYON-HILLS] CANYON HILLS 043 [BUILDING]</b> <b>Area: 133,149 SqFt</b> <b>Billing Period: Nov 2021</b>						
ELECTRIC	37,180.00 kWh	126,858 KBtu	0.953 KBtu/SqFt	\$5,345.16	\$0.144 /kWh	\$0.040 /SqFt
NATURALGAS	706.00 CCF	72,718 KBtu	0.546 KBtu/SqFt	\$961.74	\$1.362 /CCF	\$0.007 /SqFt
SEWER	70.00 CCF			\$888.62	\$12.695 /CCF	\$0.007 /SqFt
WATER	328.00 CCF			\$2,134.65	\$6.508 /CCF	\$0.016 /SqFt
<b>Totals:</b>		<b>199,576 KBtu</b>	<b>1.499 KBtu/SqFt</b>	<b>\$9,330.17</b>		

## Energy



## Cost



Commodity	Common Use	Energy Use	Energy Use / Area	Total Cost	Cost / Unit	Cost / Area
<b>Place: [CAREER] CAREER AND TECHNOLOGY [BUILDING]</b>						
<b>Area: 146,485 SqFt</b>						
<b>Billing Period: Nov 2021</b>						
ELECTRIC	67,597.00 kWh	230,641 KBtu	1.575 KBtu/SqFt	\$9,627.15	\$0.142 /kWh	\$0.065 /SqFt
NATURALGAS	672.00 CCF	69,216 KBtu	0.473 KBtu/SqFt	\$742.75	\$1.105 /CCF	\$0.005 /SqFt
SEWER	82.00 CCF			\$504.62	\$6.154 /CCF	\$0.003 /SqFt
WATER	151.00 CCF			\$719.75	\$4.767 /CCF	\$0.005 /SqFt
<b>Totals:</b>		<b>299,857 KBtu</b>	<b>2.047 KBtu/SqFt</b>	<b>\$11,594.27</b>		

## Energy

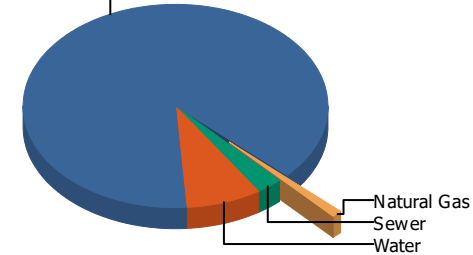
Electric



Electric	100.0%
Natural Gas	0.0%
Sewer	0.0%
Water	0.0%
<b>Total:</b>	<b>100.0%</b>

## Cost

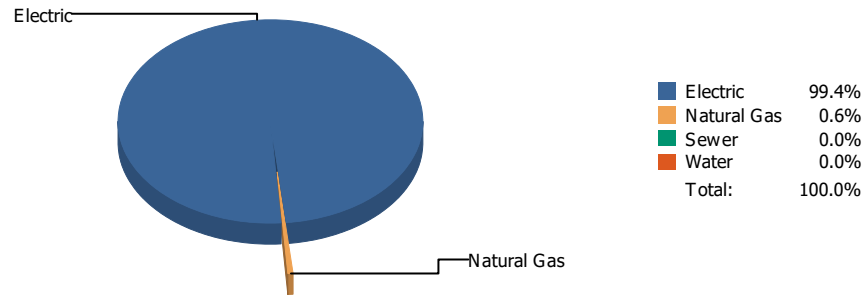
Electric



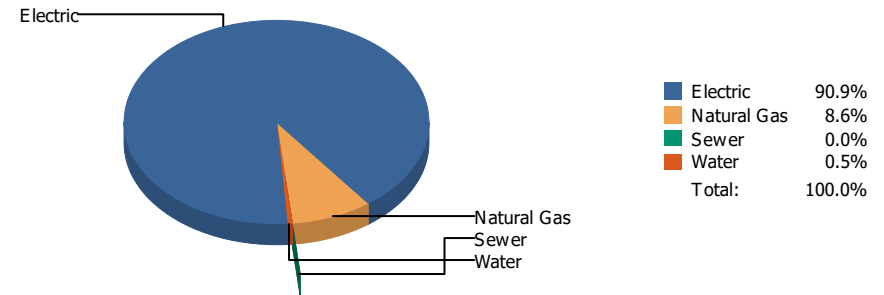
Electric	88.1%
Natural Gas	1.2%
Sewer	2.8%
Water	7.9%
<b>Total:</b>	<b>100.0%</b>

Commodity	Common Use	Energy Use	Energy Use / Area	Total Cost	Cost / Unit	Cost / Area
Place: [CENTRAL_OFFICE_STANTON] CENTRAL OFFICE STANTON [BUILDING]						
Area: 79,813 SqFt						
Billing Period: Nov 2021						
ELECTRIC	106,829.00 kWh	364,501 KBtu	4.567 KBtu/SqFt	\$14,799.87	\$0.139 /kWh	\$0.185 /SqFt
NATURALGAS	0.00 CCF	0 KBtu	0.000 KBtu/SqFt	\$194.75	\$0.000 /CCF	\$0.002 /SqFt
SEWER	48.00 CCF			\$472.91	\$9.852 /CCF	\$0.006 /SqFt
WATER	93.00 CCF			\$1,335.09	\$14.356 /CCF	\$0.016 /SqFt
<b>Totals:</b>		<b>364,501 KBtu</b>	<b>4.567 KBtu/SqFt</b>	<b>\$16,802.62</b>		

## Energy

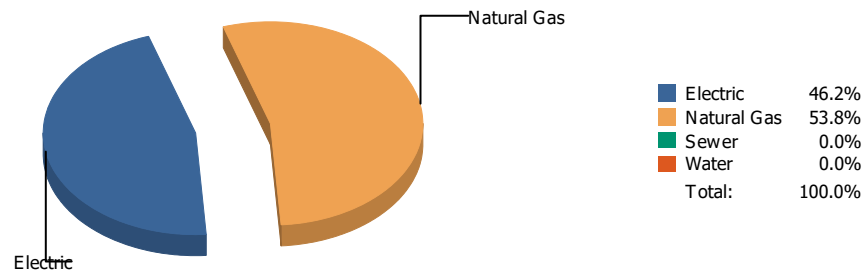


## Cost

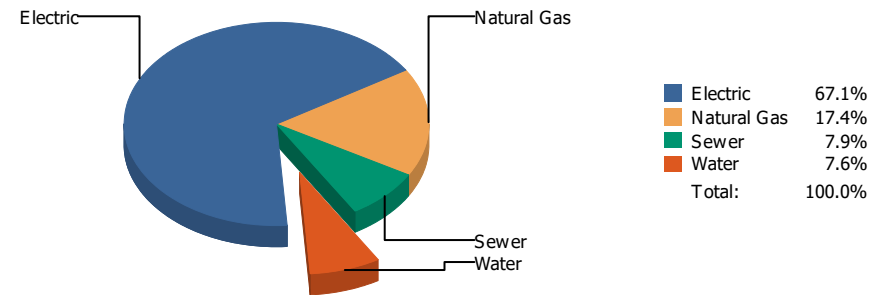


Commodity	Common Use	Energy Use	Energy Use / Area	Total Cost	Cost / Unit	Cost / Area
Place: [CHAPIN] CHAPIN 012 [BUILDING]						
Area: 273,727 SqFt						
Billing Period: Nov 2021						
ELECTRIC	262,383.00 kWh	895,251 KBtu	3.271 KBtu/SqFt	\$35,107.90	\$0.134 /kWh	\$0.128 /SqFt
NATURALGAS	53.00 CCF	5,459 KBtu	0.020 KBtu/SqFt	\$3,340.76	\$63.033 /CCF	\$0.012 /SqFt
SEWER	1.00 CCF			\$10.41	\$10.410 /CCF	\$0.000 /SqFt
WATER	19.00 CCF			\$184.16	\$9.693 /CCF	\$0.001 /SqFt
<b>Totals:</b>		<b>900,710 KBtu</b>	<b>3.291 KBtu/SqFt</b>	<b>\$38,643.23</b>		

## Energy



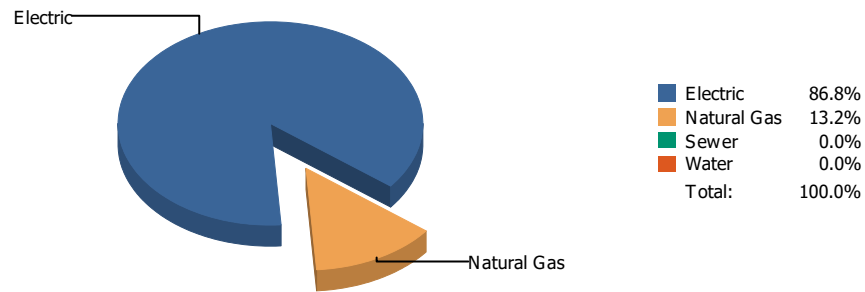
## Cost



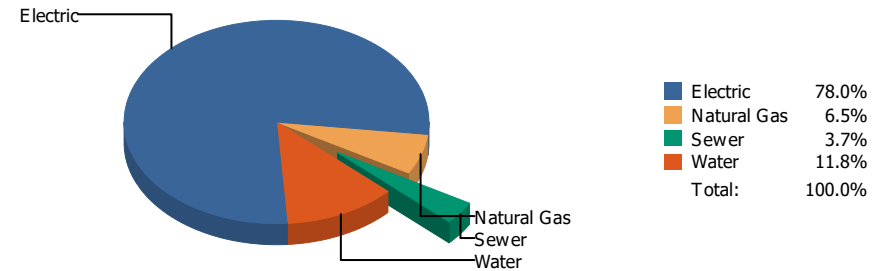
Commodity	Common Use	Energy Use	Energy Use / Area	Total Cost	Cost / Unit	Cost / Area
<b>Place: [CHARLES] H.E. CHARLES 045 [BUILDING]</b> <b>Area: 107,867 SqFt</b> <b>Billing Period: Nov 2021</b>						
ELECTRIC	58,376.00 kWh	199,179 KBtu	1.847 KBtu/SqFt	\$8,422.44	\$0.144 /kWh	\$0.078 /SqFt
NATURALGAS	2,250.00 CCF	231,750 KBtu	2.148 KBtu/SqFt	\$2,187.00	\$0.972 /CCF	\$0.020 /SqFt
SEWER	281.00 CCF			\$985.51	\$3.507 /CCF	\$0.009 /SqFt
WATER	226.00 CCF			\$950.97	\$4.208 /CCF	\$0.009 /SqFt
<b>Totals:</b>		<b>430,929 KBtu</b>	<b>3.995 KBtu/SqFt</b>	<b>\$12,545.92</b>		



## Energy

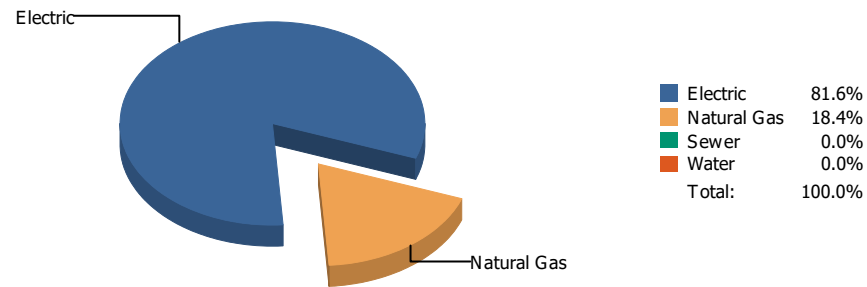


## Cost

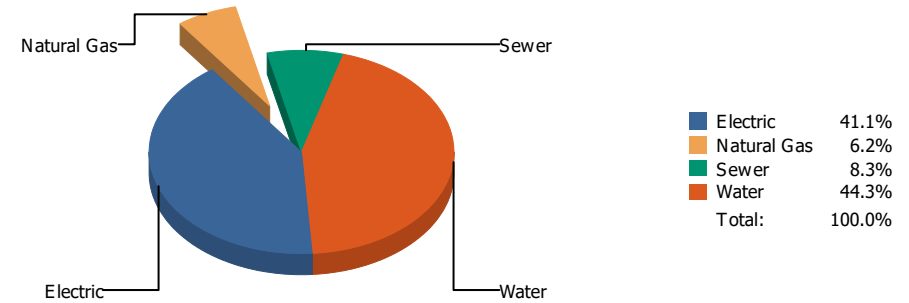


Commodity	Common Use	Energy Use	Energy Use / Area	Total Cost	Cost / Unit	Cost / Area
<b>Place: [CIELO-VISTA] CIELO VISTA 151 [BUILDING]</b> <b>Area: 66,034 SqFt</b> <b>Billing Period: Nov 2021</b>						
ELECTRIC	49,440.00 kWh	168,689 KBtu	2.555 KBtu/SqFt	\$7,178.59	\$0.145 /kWh	\$0.109 /SqFt
NATURALGAS	250.00 CCF	25,750 KBtu	0.390 KBtu/SqFt	\$593.32	\$2.373 /CCF	\$0.009 /SqFt
SEWER	45.00 CCF			\$337.48	\$7.500 /CCF	\$0.005 /SqFt
WATER	249.00 CCF			\$1,088.37	\$4.371 /CCF	\$0.016 /SqFt
<b>Totals:</b>		<b>194,439 KBtu</b>	<b>2.945 KBtu/SqFt</b>	<b>\$9,197.76</b>		

## Energy

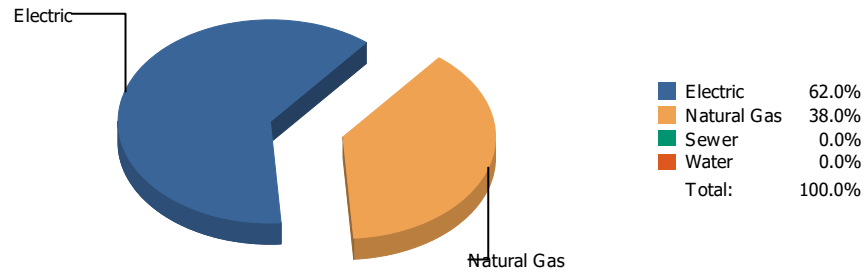


## Cost

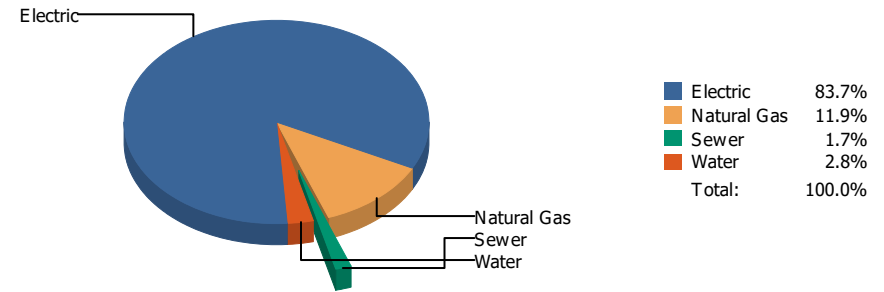


Commodity	Common Use	Energy Use	Energy Use / Area	Total Cost	Cost / Unit	Cost / Area
Place: [CLARDY] CLARDY 109 [BUILDING]						
Area: 70,700 SqFt						
Billing Period: Nov 2021						
ELECTRIC	21,102.00 kWh	72,000 KBtu	1.018 KBtu/SqFt	\$3,437.41	\$0.163 /kWh	\$0.049 /SqFt
NATURALGAS	158.00 CCF	16,274 KBtu	0.230 KBtu/SqFt	\$519.13	\$3.286 /CCF	\$0.007 /SqFt
SEWER	159.00 CCF			\$696.17	\$4.378 /CCF	\$0.010 /SqFt
WATER	653.00 CCF			\$3,701.28	\$5.668 /CCF	\$0.052 /SqFt
<b>Totals:</b>		<b>88,274 KBtu</b>	<b>1.249 KBtu/SqFt</b>	<b>\$8,353.99</b>		

## Energy



## Cost



Commodity	Common Use	Energy Use	Energy Use / Area	Total Cost	Cost / Unit	Cost / Area
Place: [CLENDENIN] CLENDENIN 149 [BUILDING]						
Area: 62,721 SqFt						
Billing Period: Nov 2021						
ELECTRIC	33,046.00 kWh	112,753 KBtu	1.798 KBtu/SqFt	\$5,234.86	\$0.158 /kWh	\$0.083 /SqFt
NATURALGAS	671.00 CCF	69,113 KBtu	1.102 KBtu/SqFt	\$741.58	\$1.105 /CCF	\$0.012 /SqFt
SEWER	0.00 CCF			\$107.89	\$0.000 /CCF	\$0.002 /SqFt
WATER	7.00 CCF			\$173.52	\$24.789 /CCF	\$0.003 /SqFt
<b>Totals:</b>		<b>181,866 KBtu</b>	<b>2.900 KBtu/SqFt</b>	<b>\$6,257.85</b>		

## Energy

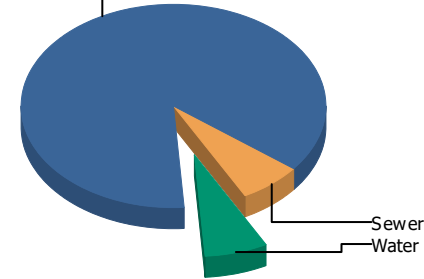
Electric



■ Electric 100.0%  
 ■ Sewer 0.0%  
 ■ Water 0.0%  
 Total: 100.0%

## Cost

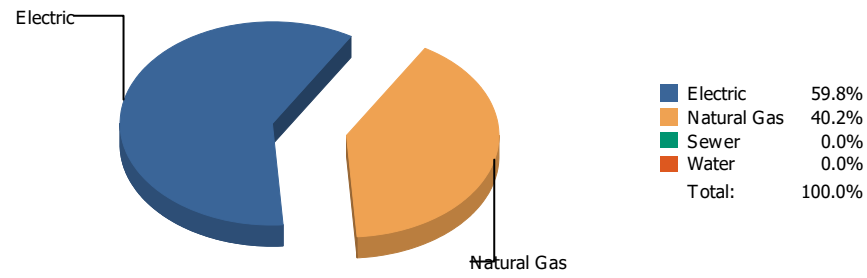
Electric



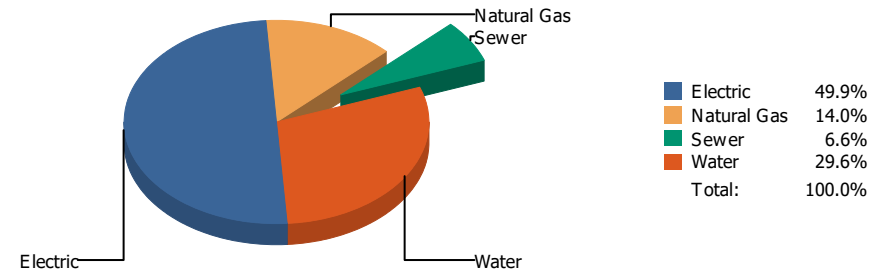
■ Electric 86.6%  
 ■ Sewer 6.8%  
 ■ Water 6.6%  
 Total: 100.0%

Commodity	Common Use	Energy Use	Energy Use / Area	Total Cost	Cost / Unit	Cost / Area
Place: [COACH_ARCHIE_DURAN] COACH ARCHIE DURAN [BUILDING]						
Area: 0 SqFt						
Billing Period: Nov 2021						
ELECTRIC	52,800.00 kWh	180,154 KBtu		\$7,468.18	\$0.141 /kWh	
SEWER	100.00 CCF			\$587.31	\$5.873 /CCF	
WATER	68.00 CCF			\$571.77	\$8.408 /CCF	
<b>Totals:</b>		<b>180,154 KBtu</b>		<b>\$8,627.26</b>		

## Energy



## Cost



Commodity	Common Use	Energy Use	Energy Use / Area	Total Cost	Cost / Unit	Cost / Area
Place: [COLDWELL] COLDWELL 110 [BUILDING]						
Area: 67,310 SqFt						
Billing Period: Nov 2021						
ELECTRIC	19,350.00 kWh	66,022 KBtu	0.981 KBtu/SqFt	\$2,655.66	\$0.137 /kWh	\$0.039 /SqFt
NATURALGAS	431.00 CCF	44,393 KBtu	0.660 KBtu/SqFt	\$743.13	\$1.724 /CCF	\$0.011 /SqFt
SEWER	23.00 CCF			\$352.12	\$15.310 /CCF	\$0.005 /SqFt
WATER	315.00 CCF			\$1,574.49	\$4.998 /CCF	\$0.023 /SqFt
<b>Totals:</b>		<b>110,415 KBtu</b>	<b>1.640 KBtu/SqFt</b>	<b>\$5,325.40</b>		

## Energy

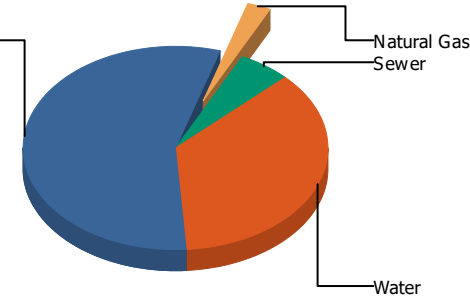
Electric



Electric	100.0%
Natural Gas	0.0%
Sewer	0.0%
Water	0.0%
<b>Total</b>	<b>100.0%</b>

## Cost

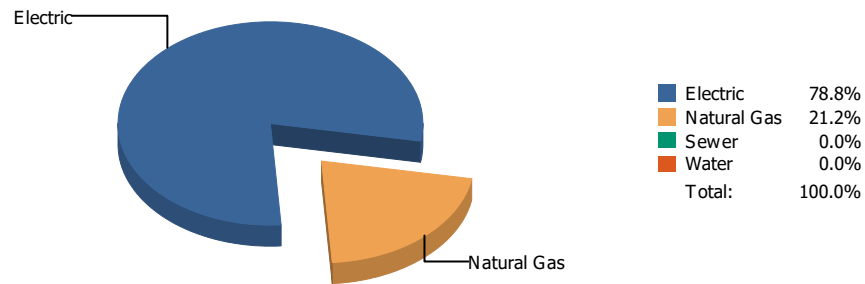
Electric



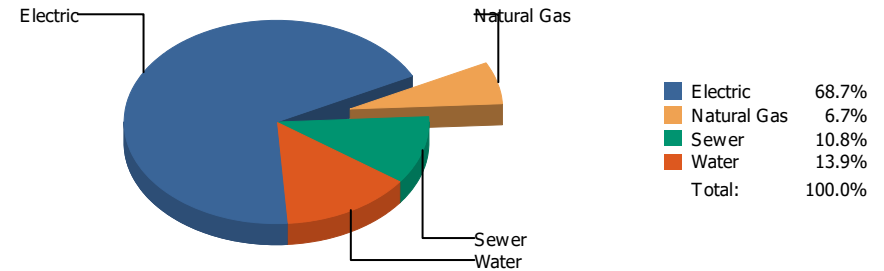
Electric	55.8%
Natural Gas	2.4%
Sewer	5.6%
Water	36.2%
<b>Total</b>	<b>100.0%</b>

Commodity	Common Use	Energy Use	Energy Use / Area	Total Cost	Cost / Unit	Cost / Area
<b>Place: [COLLINS] COLLINS      142 [BUILDING]</b> <b>Area: 81,245 SqFt</b> <b>Billing Period: Nov 2021</b>						
ELECTRIC	31,134.00 kWh	106,229 KBtu	1.308 KBtu/SqFt	\$4,500.79	\$0.145 /kWh	\$0.055 /SqFt
NATURALGAS	0.00 CCF	0 KBtu	0.000 KBtu/SqFt	\$194.75	\$0.000 /CCF	\$0.002 /SqFt
SEWER	96.00 CCF			\$449.68	\$4.684 /CCF	\$0.006 /SqFt
WATER	876.00 CCF			\$2,916.71	\$3.330 /CCF	\$0.036 /SqFt
<b>Totals:</b>		<b>106,229 KBtu</b>	<b>1.308 KBtu/SqFt</b>	<b>\$8,061.93</b>		

## Energy

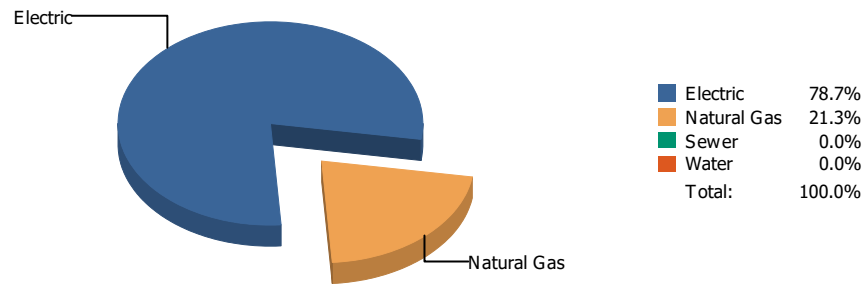


## Cost

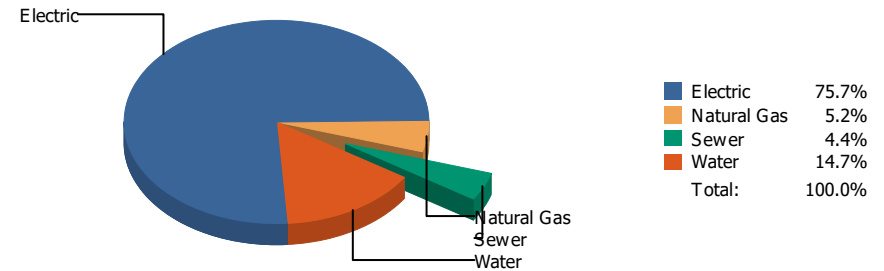


Commodity	Common Use	Energy Use	Energy Use / Area	Total Cost	Cost / Unit	Cost / Area
Place: [COOLEY] COOLEY 111 [BUILDING]						
Area: 95,590 SqFt						
Billing Period: Nov 2021						
ELECTRIC	49,200.00 kWh	167,870 KBtu	1.756 KBtu/SqFt	\$7,719.48	\$0.157 /kWh	\$0.081 /SqFt
NATURALGAS	439.00 CCF	45,217 KBtu	0.473 KBtu/SqFt	\$749.67	\$1.708 /CCF	\$0.008 /SqFt
SEWER	252.00 CCF			\$1,208.89	\$4.797 /CCF	\$0.012 /SqFt
WATER	368.00 CCF			\$1,565.07	\$4.253 /CCF	\$0.016 /SqFt
<b>Totals:</b>		<b>213,087 KBtu</b>	<b>2.229 KBtu/SqFt</b>	<b>\$11,243.11</b>		

## Energy



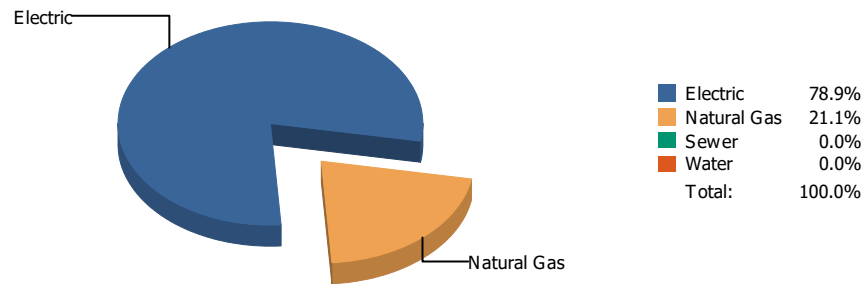
## Cost



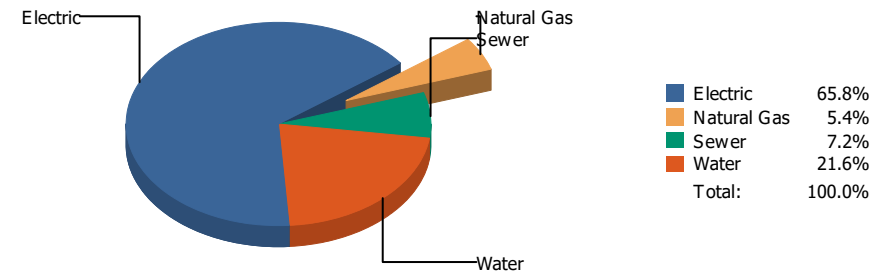
Commodity	Common Use	Energy Use	Energy Use / Area	Total Cost	Cost / Unit	Cost / Area
Place: [CORONADO] CORONADO 005 [BUILDING]						
Area: 406,757 SqFt						
Billing Period: Nov 2021						
ELECTRIC	162,075.00 kWh	553,000 KBtu	1.360 KBtu/SqFt	\$25,707.37	\$0.159 /kWh	\$0.062 /SqFt
NATURALGAS	1,450.00 CCF	149,350 KBtu	0.367 KBtu/SqFt	\$1,753.77	\$1.209 /CCF	\$0.004 /SqFt
SEWER	437.00 CCF			\$1,489.13	\$3.408 /CCF	\$0.003 /SqFt
WATER	1,708.00 CCF			\$4,987.74	\$2.920 /CCF	\$0.012 /SqFt
<b>Totals:</b>		<b>702,350 KBtu</b>	<b>1.727 KBtu/SqFt</b>	<b>\$33,938.01</b>		



## Energy

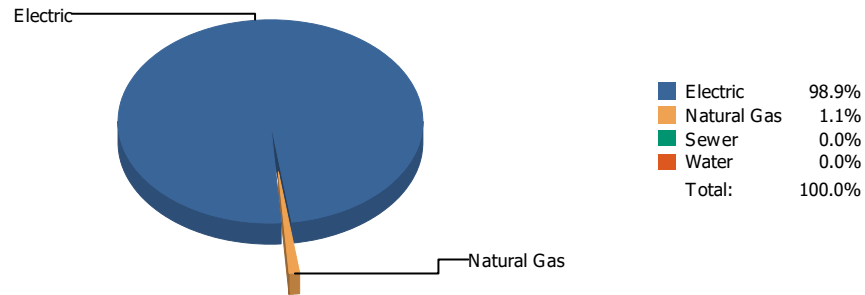


## Cost

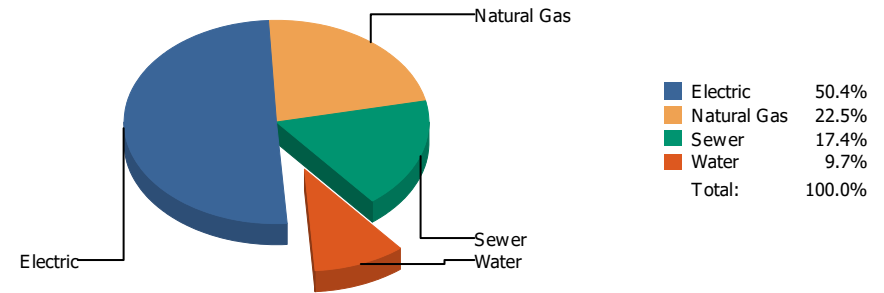


Commodity	Common Use	Energy Use	Energy Use / Area	Total Cost	Cost / Unit	Cost / Area
Place: [CROCKETT_1] CROCKETT 112 [BUILDING]						
Area: 92,585 SqFt						
Billing Period: Nov 2021						
ELECTRIC	19,699.00 kWh	67,213 KBtu	0.726 KBtu/SqFt	\$4,105.99	\$0.208 /kWh	\$0.044 /SqFt
NATURALGAS	174.00 CCF	17,922 KBtu	0.194 KBtu/SqFt	\$337.49	\$1.940 /CCF	\$0.004 /SqFt
SEWER	60.00 CCF			\$451.27	\$7.521 /CCF	\$0.005 /SqFt
WATER	216.00 CCF			\$1,348.26	\$6.242 /CCF	\$0.014 /SqFt
<b>Totals:</b>		<b>85,135 KBtu</b>	<b>0.920 KBtu/SqFt</b>	<b>\$6,243.01</b>		

## Energy

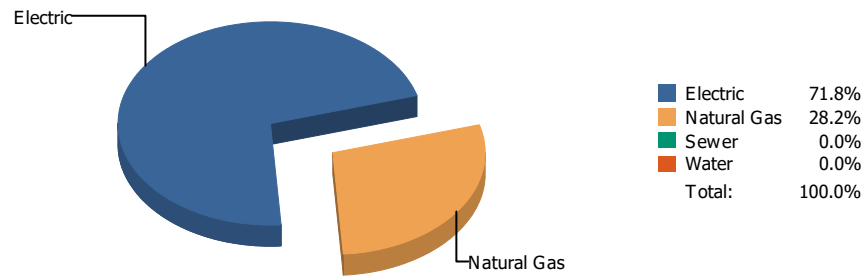


## Cost

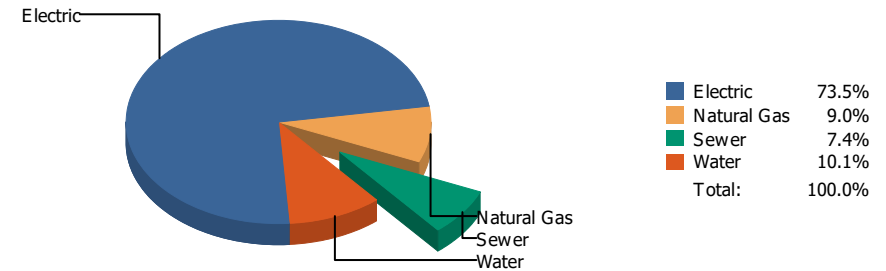


Commodity	Common Use	Energy Use	Energy Use / Area	Total Cost	Cost / Unit	Cost / Area
Place: [CROSBY] CROSBY 113 [BUILDING]						
Area: 83,100 SqFt						
Billing Period: Nov 2021						
ELECTRIC	8,040.00 kWh	27,432 KBtu	0.330 KBtu/SqFt	\$878.40	\$0.109 /kWh	\$0.010 /SqFt
NATURALGAS	3.00 CCF	309 KBtu	0.004 KBtu/SqFt	\$391.94	\$130.647 /CCF	\$0.005 /SqFt
SEWER	10.00 CCF			\$303.78	\$30.378 /CCF	\$0.004 /SqFt
WATER	10.00 CCF			\$169.98	\$16.998 /CCF	\$0.002 /SqFt
<b>Totals:</b>		<b>27,741 KBtu</b>	<b>0.334 KBtu/SqFt</b>	<b>\$1,744.10</b>		

## Energy

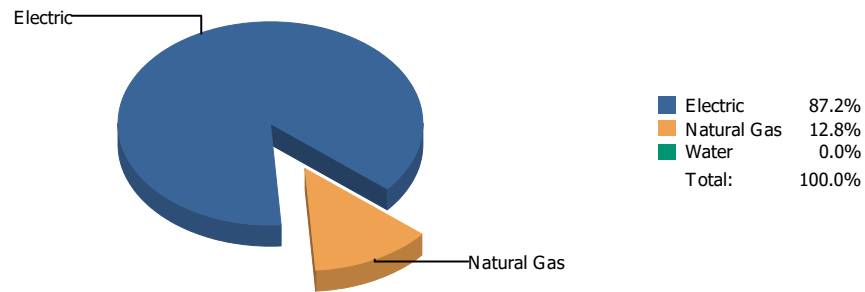


## Cost

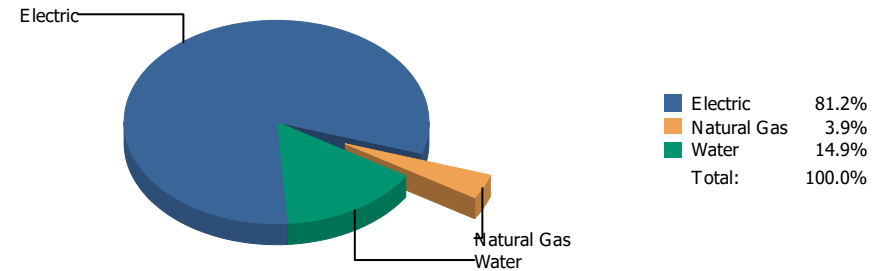


Commodity	Common Use	Energy Use	Energy Use / Area	Total Cost	Cost / Unit	Cost / Area
Place: [DELTA ACADEMY_1] DELTA ACADEMY 025 [BUILDING]						
Area: 3,627 SqFt						
Billing Period: Nov 2021						
ELECTRIC	7,976.00 kWh	27,214 KBtu	7.503 KBtu/SqFt	\$847.73	\$0.106 /kWh	\$0.234 /SqFt
NATURALGAS	104.00 CCF	10,712 KBtu	2.953 KBtu/SqFt	\$104.14	\$1.001 /CCF	\$0.029 /SqFt
SEWER	18.00 CCF			\$85.27	\$4.737 /CCF	\$0.024 /SqFt
WATER	20.00 CCF			\$116.24	\$5.812 /CCF	\$0.032 /SqFt
<b>Totals:</b>		<b>37,926 KBtu</b>	<b>10.457 KBtu/SqFt</b>	<b>\$1,153.38</b>		

## Energy

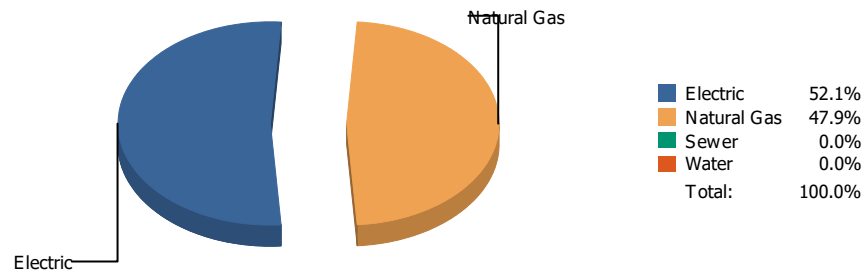


## Cost

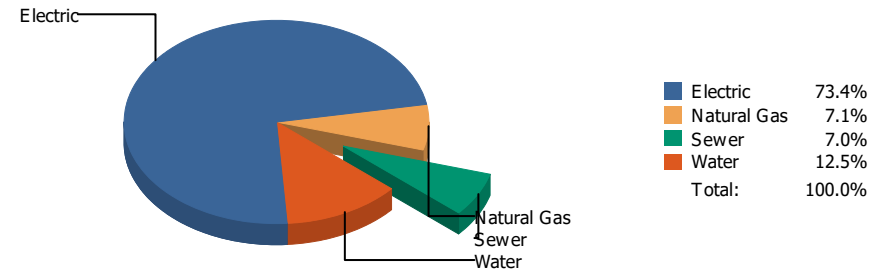


Commodity	Common Use	Energy Use	Energy Use / Area	Total Cost	Cost / Unit	Cost / Area
Place: [DELTA_OPERATIONS_CENTER_] Delta Operations Center [BUILDING]						
Area: 0 SqFt						
Billing Period: Nov 2021						
ELECTRIC	47,760.00 kWh	162,957 KBtu		\$5,035.26	\$0.105 /kWh	
NATURALGAS	233.00 CCF	23,999 KBtu		\$241.63	\$1.037 /CCF	
WATER	191.00 CCF			\$924.03	\$4.838 /CCF	
<b>Totals:</b>		<b>186,956 KBtu</b>		<b>\$6,200.92</b>		

## Energy

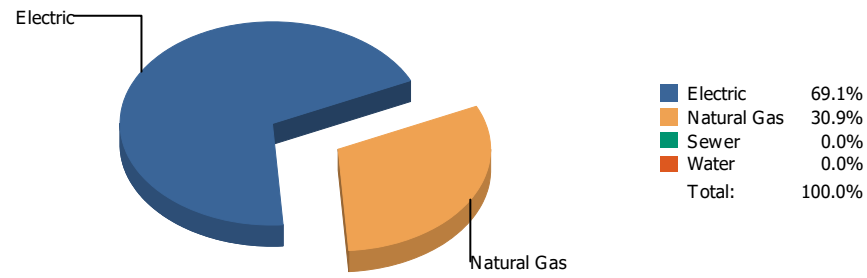


## Cost

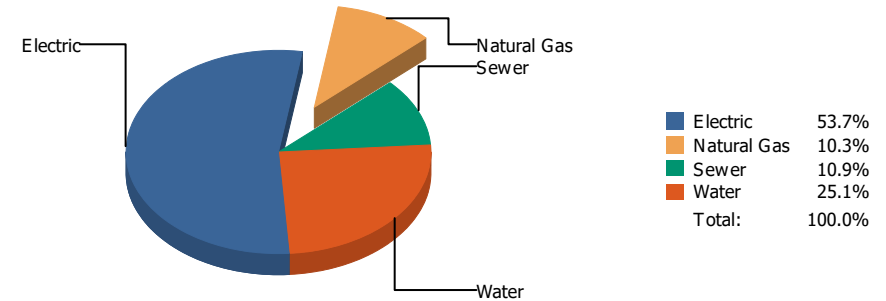


Commodity	Common Use	Energy Use	Energy Use / Area	Total Cost	Cost / Unit	Cost / Area
<b>Place: [DONHASKINSPK8] DON HASKINS PK-8 051 [BUILDING]</b>						
<b>Area: 163,678 SqFt</b>						
<b>Billing Period: Nov 2021</b>						
ELECTRIC	45,291.00 kWh	154,533 KBtu	0.944 KBtu/SqFt	\$15,414.81	\$0.340 /kWh	\$0.094 /SqFt
NATURALGAS	1,377.00 CCF	141,831 KBtu	0.867 KBtu/SqFt	\$1,500.45	\$1.090 /CCF	\$0.009 /SqFt
SEWER	305.00 CCF			\$1,478.39	\$4.847 /CCF	\$0.009 /SqFt
WATER	524.00 CCF			\$2,620.11	\$5.000 /CCF	\$0.016 /SqFt
<b>Totals:</b>		<b>296,364 KBtu</b>	<b>1.811 KBtu/SqFt</b>	<b>\$21,013.76</b>		

## Energy

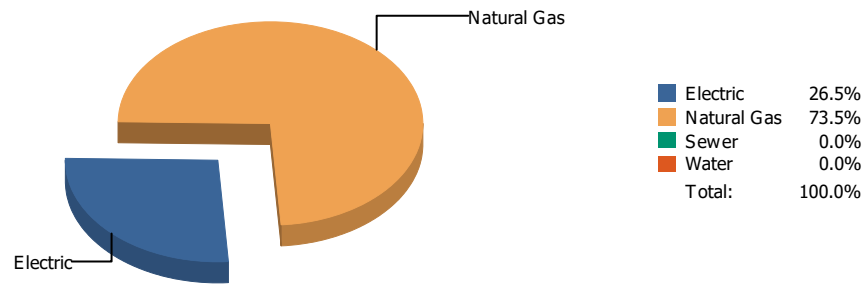


## Cost

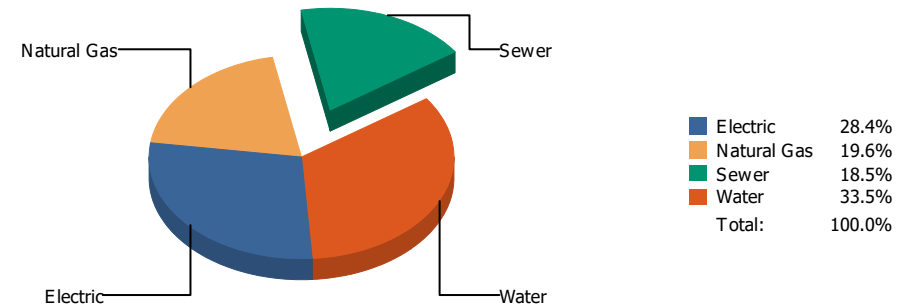


Commodity	Common Use	Energy Use	Energy Use / Area	Total Cost	Cost / Unit	Cost / Area
Place: [DOUGLASS] DOUGLASS 114 [BUILDING]						
Area: 86,903 SqFt						
Billing Period: Nov 2021						
ELECTRIC	29,052.00 kWh	99,125 KBtu	1.141 KBtu/SqFt	\$3,867.60	\$0.133 /kWh	\$0.044 /SqFt
NATURALGAS	430.00 CCF	44,290 KBtu	0.510 KBtu/SqFt	\$742.30	\$1.726 /CCF	\$0.009 /SqFt
SEWER	220.00 CCF			\$781.51	\$3.552 /CCF	\$0.009 /SqFt
WATER	476.00 CCF			\$1,804.98	\$3.792 /CCF	\$0.021 /SqFt
<b>Totals:</b>		<b>143,415 KBtu</b>	<b>1.650 KBtu/SqFt</b>	<b>\$7,196.39</b>		

## Energy

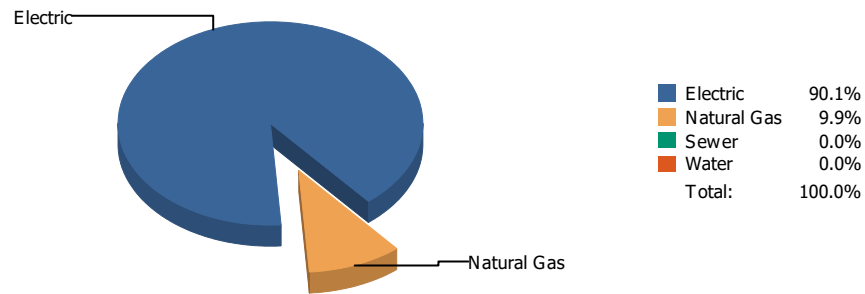


## Cost

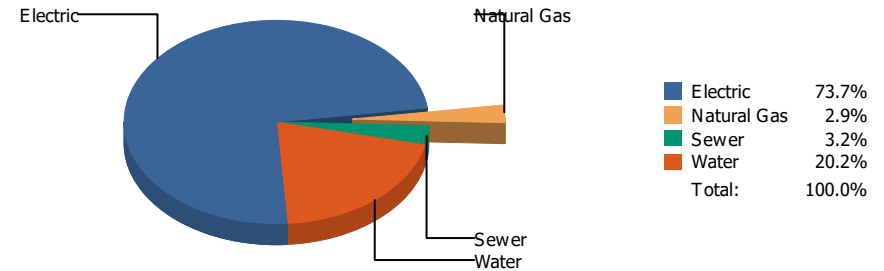


Commodity	Common Use	Energy Use	Energy Use / Area	Total Cost	Cost / Unit	Cost / Area
Place: [DOWELL] DOWELL 115 [BUILDING]						
Area: 55,801 SqFt						
Billing Period: Nov 2021						
ELECTRIC	2,440.00 kWh	8,325 KBtu	0.149 KBtu/SqFt	\$341.27	\$0.140 /kWh	\$0.006 /SqFt
NATURALGAS	224.00 CCF	23,072 KBtu	0.413 KBtu/SqFt	\$234.98	\$1.049 /CCF	\$0.004 /SqFt
SEWER	62.00 CCF			\$222.14	\$3.583 /CCF	\$0.004 /SqFt
WATER	70.00 CCF			\$401.80	\$5.740 /CCF	\$0.007 /SqFt
<b>Totals:</b>		<b>31,397 KBtu</b>	<b>0.563 KBtu/SqFt</b>	<b>\$1,200.19</b>		

## Energy



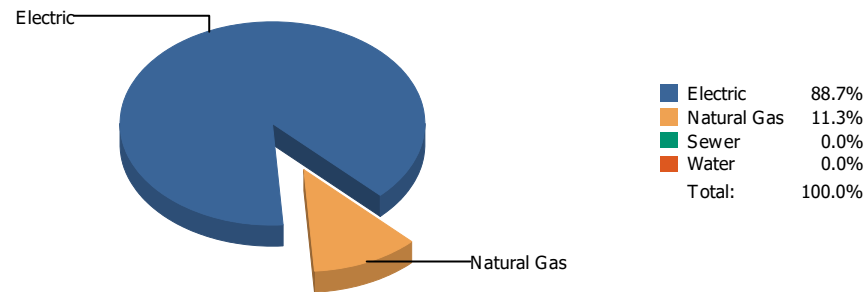
## Cost



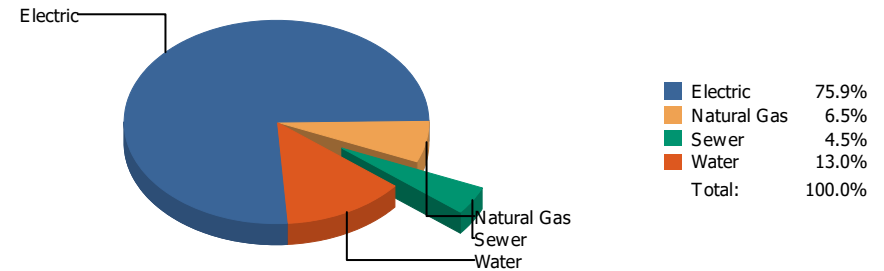
Commodity	Common Use	Energy Use	Energy Use / Area	Total Cost	Cost / Unit	Cost / Area
<b>Place: [DRHORNEDOMIDDLESCHOOL_1] DR. HORNEDO MIDDLE SCHOOL 058 [BUILDING]</b>						
<b>Area: 184,871 SqFt</b>						
<b>Billing Period: Nov 2021</b>						
ELECTRIC	81,800.00 kWh	279,102 KBtu	1.510 KBtu/SqFt	\$11,254.43	\$0.138 /kWh	\$0.061 /SqFt
NATURALGAS	298.00 CCF	30,694 KBtu	0.166 KBtu/SqFt	\$439.21	\$1.474 /CCF	\$0.002 /SqFt
SEWER	53.00 CCF			\$483.91	\$9.130 /CCF	\$0.003 /SqFt
WATER	488.00 CCF			\$3,083.00	\$6.318 /CCF	\$0.017 /SqFt
<b>Totals:</b>		<b>309,796 KBtu</b>	<b>1.676 KBtu/SqFt</b>	<b>\$15,260.55</b>		



## Energy



## Cost



Commodity	Common Use	Energy Use	Energy Use / Area	Total Cost	Cost / Unit	Cost / Area
<b>Place: [EL-PASO-HIGH] EL PASO HIGH 006 [BUILDING]</b> <b>Area: 236,062 SqFt</b> <b>Billing Period: Nov 2021</b>						
ELECTRIC	140,148.00 kWh	478,185 KBtu	2.026 KBtu/SqFt	\$23,714.78	\$0.169 /kWh	\$0.100 /SqFt
NATURALGAS	593.00 CCF	61,079 KBtu	0.259 KBtu/SqFt	\$2,044.89	\$3.448 /CCF	\$0.008 /SqFt
SEWER	253.00 CCF			\$1,399.11	\$5.530 /CCF	\$0.006 /SqFt
WATER	962.00 CCF			\$4,067.59	\$4.228 /CCF	\$0.017 /SqFt
<b>Totals:</b>		<b>539,264 KBtu</b>	<b>2.284 KBtu/SqFt</b>	<b>\$31,226.37</b>		

## Energy

Electric



■ Electric 100.0%  
Total: 100.0%

## Cost

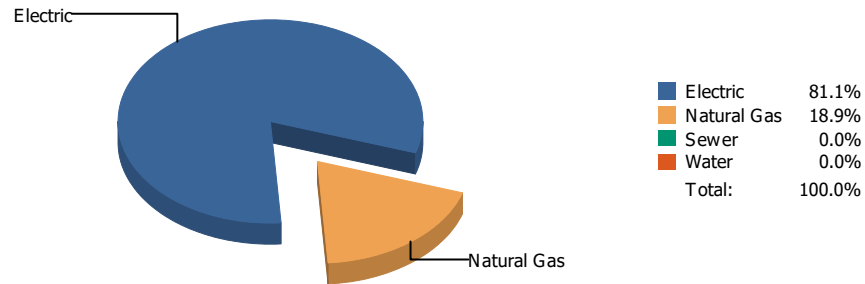
Electric



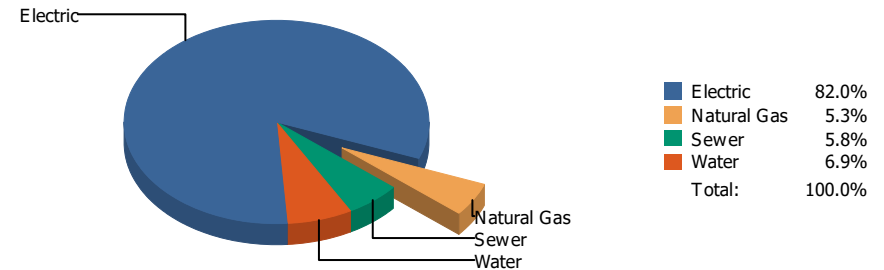
■ Electric 100.0%  
Total: 100.0%

Commodity	Common Use	Energy Use	Energy Use / Area	Total Cost	Cost / Unit	Cost / Area
Place: [FANNIN] FANNIN 116 [BUILDING]						
Area: 73,291 SqFt						
Billing Period: Nov 2021						
ELECTRIC	6,363.00 kWh	21,711 KBtu	0.296 KBtu/SqFt	\$718.41	\$0.113 /kWh	\$0.010 /SqFt
<b>Totals:</b>		<b>21,711 KBtu</b>	<b>0.296 KBtu/SqFt</b>	<b>\$718.41</b>		

## Energy

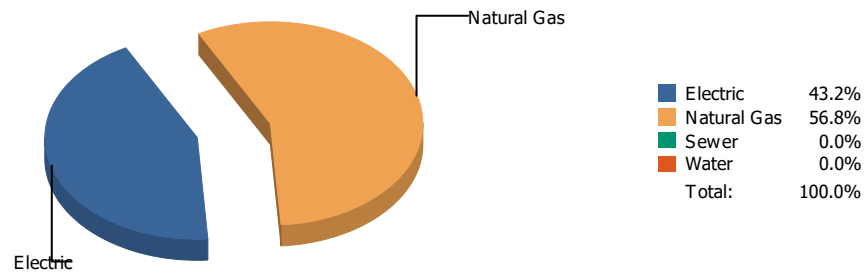


## Cost

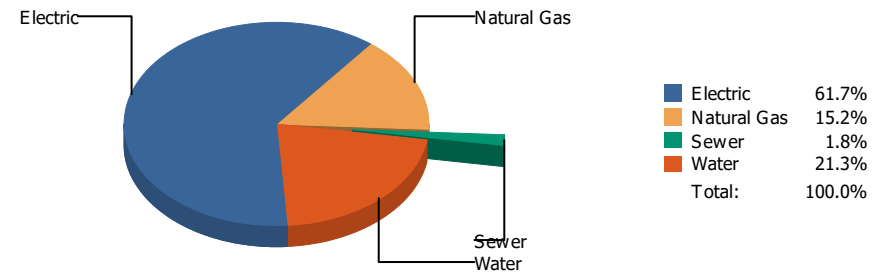


Commodity	Common Use	Energy Use	Energy Use / Area	Total Cost	Cost / Unit	Cost / Area
Place: [FRANKLIN] FRANKLIN HIGH SCHOOL 010 [BUILDING]						
Area: 329,377 SqFt						
Billing Period: Nov 2021						
ELECTRIC	154,626.00 kWh	527,584 KBtu	1.602 KBtu/SqFt	\$21,195.66	\$0.137 /kWh	\$0.064 /SqFt
NATURALGAS	1,196.00 CCF	123,188 KBtu	0.374 KBtu/SqFt	\$1,358.39	\$1.136 /CCF	\$0.004 /SqFt
SEWER	517.00 CCF			\$1,504.71	\$2.910 /CCF	\$0.005 /SqFt
WATER	567.00 CCF			\$1,793.64	\$3.163 /CCF	\$0.005 /SqFt
<b>Totals:</b>		<b>650,772 KBtu</b>	<b>1.976 KBtu/SqFt</b>	<b>\$25,852.40</b>		

## Energy

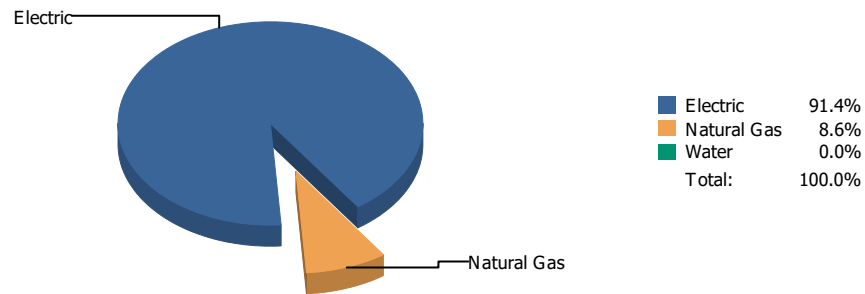


## Cost

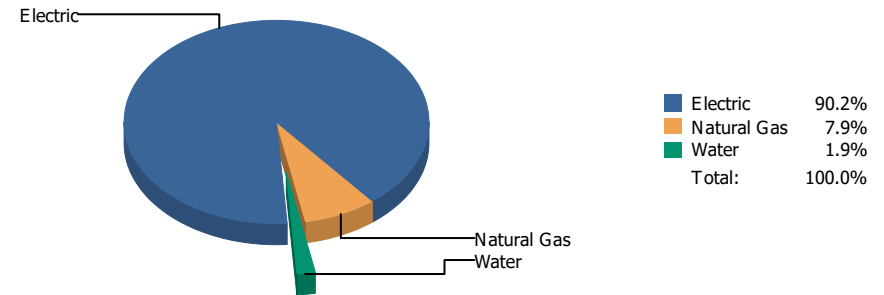


Commodity	Common Use	Energy Use	Energy Use / Area	Total Cost	Cost / Unit	Cost / Area
<b>Place: [FRANKLIN9THGRADECENTER_2] FRANKLIN 9TH GRADE CENTER 053 [BUILDING]</b>						
<b>Area: 193,158 SqFt</b>						
<b>Billing Period: Nov 2021</b>						
ELECTRIC	95,065.00 kWh	324,362 KBtu	1.679 KBtu/SqFt	\$14,208.44	\$0.149 /kWh	\$0.074 /SqFt
NATURALGAS	4,133.00 CCF	425,699 KBtu	2.204 KBtu/SqFt	\$3,507.49	\$0.849 /CCF	\$0.018 /SqFt
SEWER	20.00 CCF			\$411.31	\$20.566 /CCF	\$0.002 /SqFt
WATER	2,091.00 CCF			\$4,895.58	\$2.341 /CCF	\$0.025 /SqFt
<b>Totals:</b>		<b>750,061 KBtu</b>	<b>3.883 KBtu/SqFt</b>	<b>\$23,022.82</b>		

## Energy

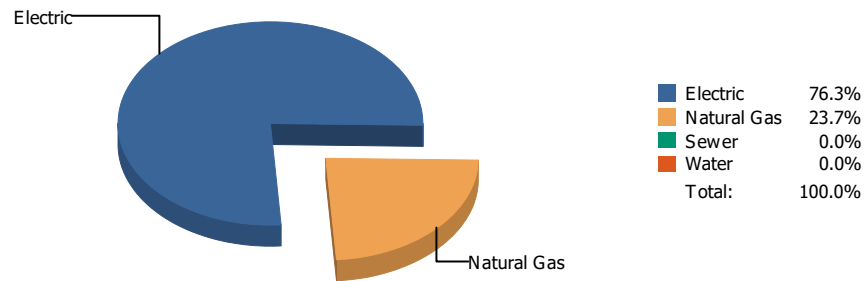


## Cost

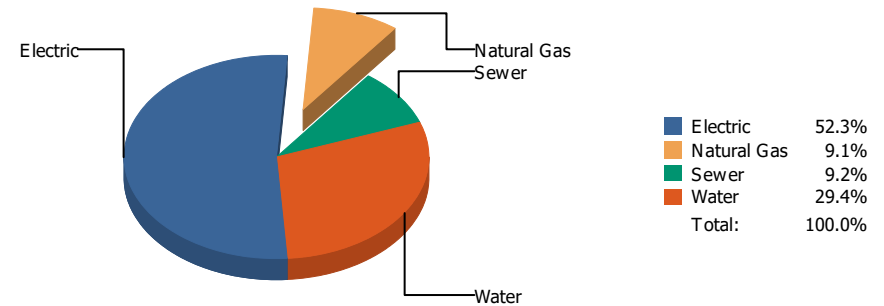


Commodity	Common Use	Energy Use	Energy Use / Area	Total Cost	Cost / Unit	Cost / Area
<b>Place: [GAMBLE] JAMES GAMBLE WAREHOUSE [BUILDING]</b>						
<b>Area: 53,241 SqFt</b>						
<b>Billing Period: Nov 2021</b>						
ELECTRIC	24,900.00 kWh	84,959 KBtu	1.596 KBtu/SqFt	\$2,929.53	\$0.118 /kWh	\$0.055 /SqFt
NATURALGAS	78.00 CCF	8,034 KBtu	0.151 KBtu/SqFt	\$258.14	\$3.309 /CCF	\$0.005 /SqFt
WATER	0.00 CCF			\$60.68	\$0.000 /CCF	\$0.001 /SqFt
<b>Totals:</b>		<b>92,993 KBtu</b>	<b>1.747 KBtu/SqFt</b>	<b>\$3,248.35</b>		

## Energy

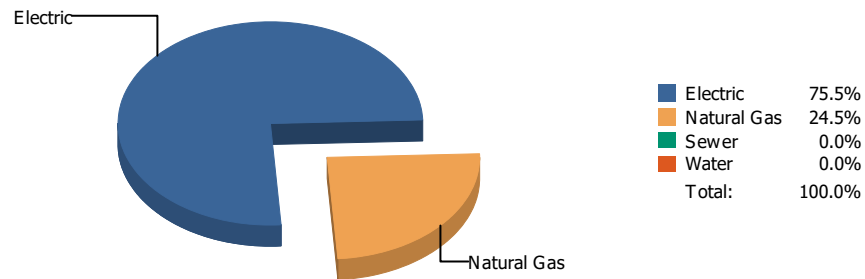


## Cost

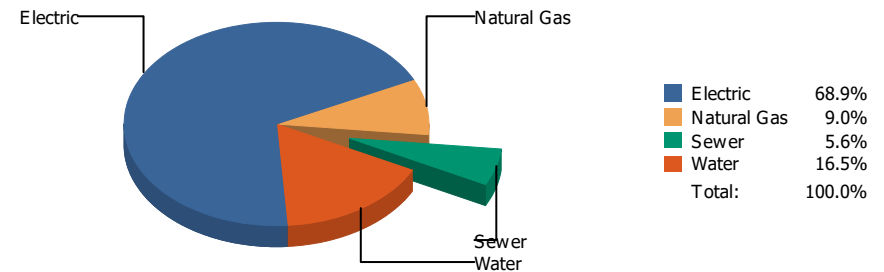


Commodity	Common Use	Energy Use	Energy Use / Area	Total Cost	Cost / Unit	Cost / Area
<b>Place: [GREEN] GREEN ELEMENTARY SCHOOL 162 [BUILDING]</b>						
<b>Area: 88,156 SqFt</b>						
<b>Billing Period: Nov 2021</b>						
ELECTRIC	27,300.00 kWh	93,148 KBtu	1.057 KBtu/SqFt	\$3,567.11	\$0.131 /kWh	\$0.040 /SqFt
NATURALGAS	281.00 CCF	28,943 KBtu	0.328 KBtu/SqFt	\$620.00	\$2.206 /CCF	\$0.007 /SqFt
SEWER	70.00 CCF			\$629.20	\$8.989 /CCF	\$0.007 /SqFt
WATER	344.00 CCF			\$2,010.29	\$5.844 /CCF	\$0.023 /SqFt
<b>Totals:</b>		<b>122,091 KBtu</b>	<b>1.385 KBtu/SqFt</b>	<b>\$6,826.60</b>		

## Energy

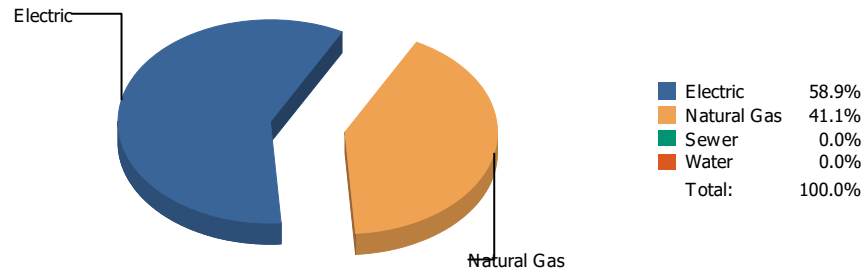


## Cost

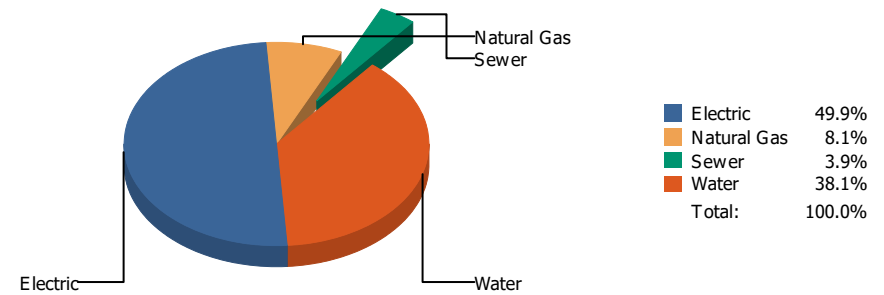


Commodity	Common Use	Energy Use	Energy Use / Area	Total Cost	Cost / Unit	Cost / Area
<b>Place: [GUERRERO] ROSA GUERRERO ELEMENTARY 163 [BUILDING]</b>						
<b>Area: 88,641 SqFt</b>						
<b>Billing Period: Nov 2021</b>						
ELECTRIC	27,840.00 kWh	94,990 KBtu	1.072 KBtu/SqFt	\$4,885.01	\$0.175 /kWh	\$0.055 /SqFt
NATURALGAS	300.00 CCF	30,900 KBtu	0.349 KBtu/SqFt	\$635.67	\$2.119 /CCF	\$0.007 /SqFt
SEWER	24.00 CCF			\$399.17	\$16.632 /CCF	\$0.004 /SqFt
WATER	415.00 CCF			\$1,171.52	\$2.823 /CCF	\$0.013 /SqFt
<b>Totals:</b>		<b>125,890 KBtu</b>	<b>1.420 KBtu/SqFt</b>	<b>\$7,091.37</b>		

## Energy



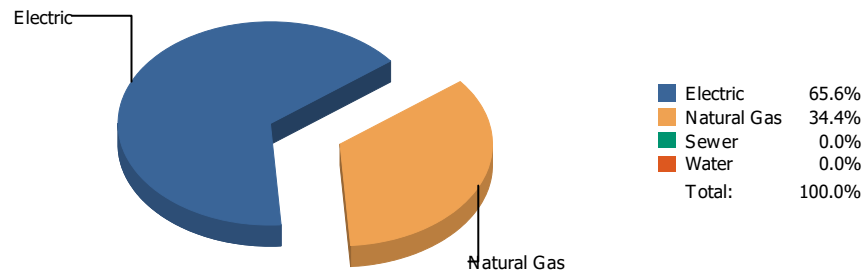
## Cost



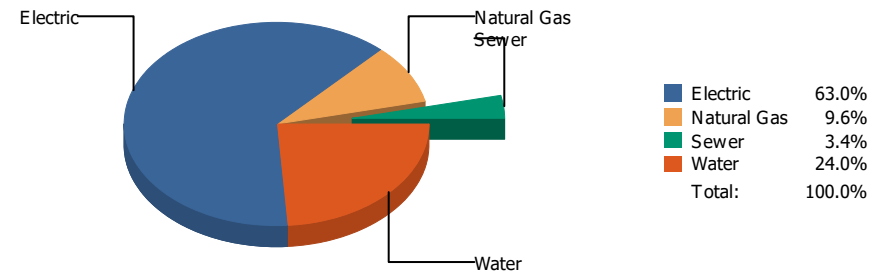
Commodity	Common Use	Energy Use	Energy Use / Area	Total Cost	Cost / Unit	Cost / Area
<b>Place: [GUILLEN] GUILLEN      044 [BUILDING]</b> <b>Area: 223,773 SqFt</b> <b>Billing Period: Nov 2021</b>						
ELECTRIC	59,342.00 kWh	202,475 KBtu	0.905 KBtu/SqFt	\$9,283.56	\$0.156 /kWh	\$0.041 /SqFt
NATURALGAS	1,374.00 CCF	141,522 KBtu	0.632 KBtu/SqFt	\$1,506.01	\$1.096 /CCF	\$0.007 /SqFt
SEWER	170.00 CCF			\$720.37	\$4.237 /CCF	\$0.003 /SqFt
WATER	1,391.00 CCF			\$7,078.17	\$5.089 /CCF	\$0.032 /SqFt
<b>Totals:</b>		<b>343,997 KBtu</b>	<b>1.537 KBtu/SqFt</b>	<b>\$18,588.11</b>		



## Energy

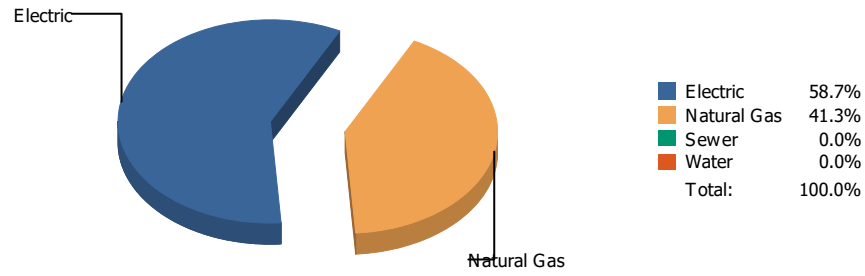


## Cost

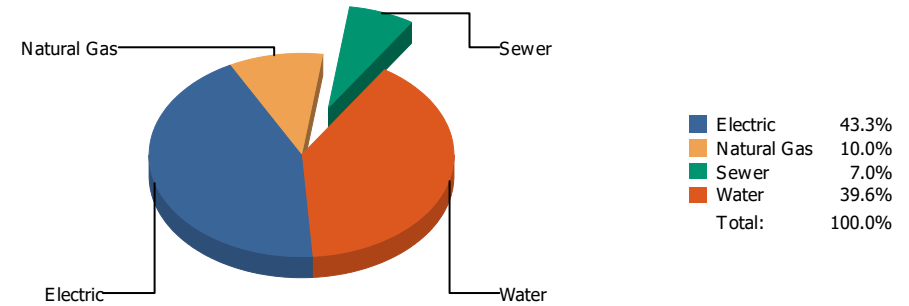


Commodity	Common Use	Energy Use	Energy Use / Area	Total Cost	Cost / Unit	Cost / Area
<b>Place: [HART] HART      118 [BUILDING]</b> <b>Area: 63,357 SqFt</b> <b>Billing Period: Nov 2021</b>						
ELECTRIC	47,400.00 kWh	161,729 KBtu	2.553 KBtu/SqFt	\$5,651.42	\$0.119 /kWh	\$0.089 /SqFt
NATURALGAS	825.00 CCF	84,975 KBtu	1.341 KBtu/SqFt	\$864.81	\$1.048 /CCF	\$0.014 /SqFt
SEWER	32.00 CCF			\$308.88	\$9.653 /CCF	\$0.005 /SqFt
WATER	390.00 CCF			\$2,152.38	\$5.519 /CCF	\$0.034 /SqFt
<b>Totals:</b>		<b>246,704 KBtu</b>	<b>3.894 KBtu/SqFt</b>	<b>\$8,977.49</b>		

## Energy

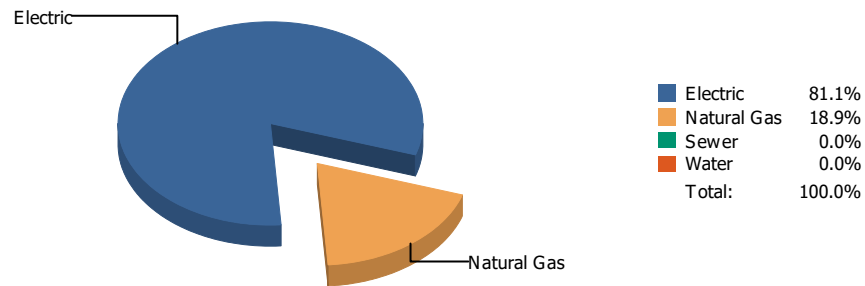


## Cost

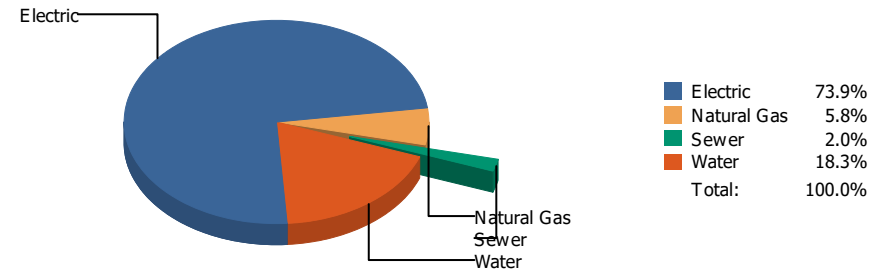


Commodity	Common Use	Energy Use	Energy Use / Area	Total Cost	Cost / Unit	Cost / Area
Place: [HAWKINS] HAWKINS 119 [BUILDING]						
Area: 57,207 SqFt						
Billing Period: Nov 2021						
ELECTRIC	18,673.00 kWh	63,712 KBtu	1.114 KBtu/SqFt	\$2,387.12	\$0.128 /kWh	\$0.042 /SqFt
NATURALGAS	436.00 CCF	44,908 KBtu	0.785 KBtu/SqFt	\$552.83	\$1.268 /CCF	\$0.010 /SqFt
SEWER	78.00 CCF			\$387.38	\$4.966 /CCF	\$0.007 /SqFt
WATER	631.00 CCF			\$2,183.36	\$3.460 /CCF	\$0.038 /SqFt
<b>Totals:</b>		<b>108,620 KBtu</b>	<b>1.899 KBtu/SqFt</b>	<b>\$5,510.69</b>		

## Energy

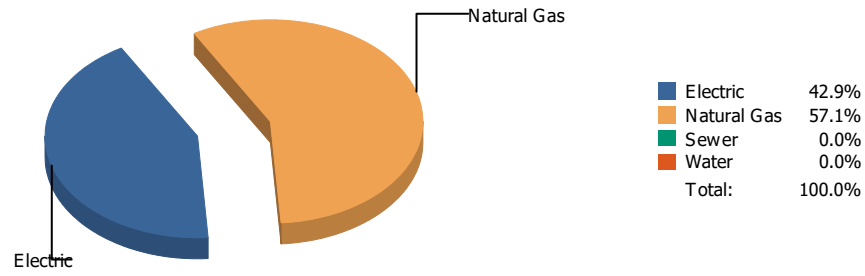


## Cost

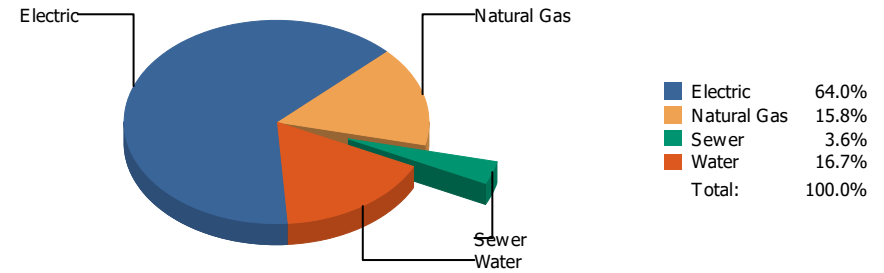


Commodity	Common Use	Energy Use	Energy Use / Area	Total Cost	Cost / Unit	Cost / Area
Place: [HENDERSO] HENDERSON 041 [BUILDING]						
Area: 145,254 SqFt						
Billing Period: Nov 2021						
ELECTRIC	63,291.00 kWh	215,949 KBtu	1.487 KBtu/SqFt	\$8,242.67	\$0.130 /kWh	\$0.057 /SqFt
NATURALGAS	489.00 CCF	50,367 KBtu	0.347 KBtu/SqFt	\$647.40	\$1.324 /CCF	\$0.004 /SqFt
SEWER	53.00 CCF			\$224.49	\$4.236 /CCF	\$0.002 /SqFt
WATER	389.00 CCF			\$2,041.71	\$5.249 /CCF	\$0.014 /SqFt
<b>Totals:</b>		<b>266,316 KBtu</b>	<b>1.833 KBtu/SqFt</b>	<b>\$11,156.27</b>		

## Energy



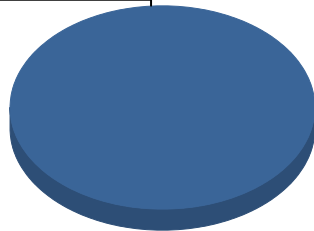
## Cost



Commodity	Common Use	Energy Use	Energy Use / Area	Total Cost	Cost / Unit	Cost / Area
Place: [HERRERA_1] HERRERA ELEMENTARY 174 [BUILDING]						
Area: 86,275 SqFt						
Billing Period: Nov 2021						
ELECTRIC	53,600.00 kWh	182,883 KBtu	2.120 KBtu/SqFt	\$8,497.22	\$0.159 /kWh	\$0.098 /SqFt
NATURALGAS	2,362.00 CCF	243,286 KBtu	2.820 KBtu/SqFt	\$2,092.58	\$0.886 /CCF	\$0.024 /SqFt
SEWER	48.00 CCF			\$472.91	\$9.852 /CCF	\$0.005 /SqFt
WATER	390.00 CCF			\$2,222.82	\$5.700 /CCF	\$0.026 /SqFt
<b>Totals:</b>		<b>426,169 KBtu</b>	<b>4.940 KBtu/SqFt</b>	<b>\$13,285.53</b>		

## Energy

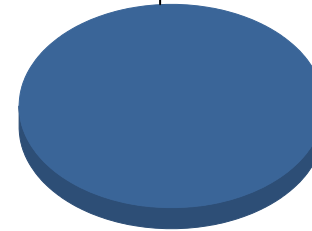
Electric



■ Electric 100.0%  
Total: 100.0%

## Cost

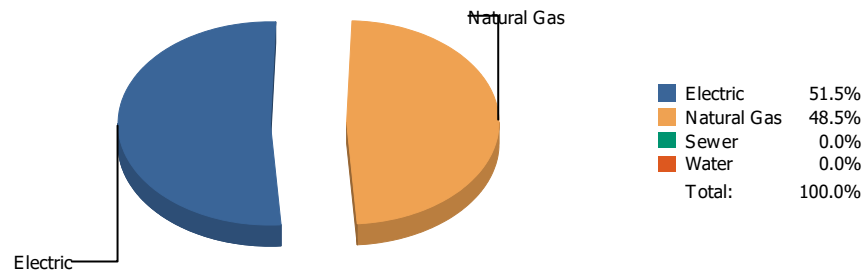
Electric



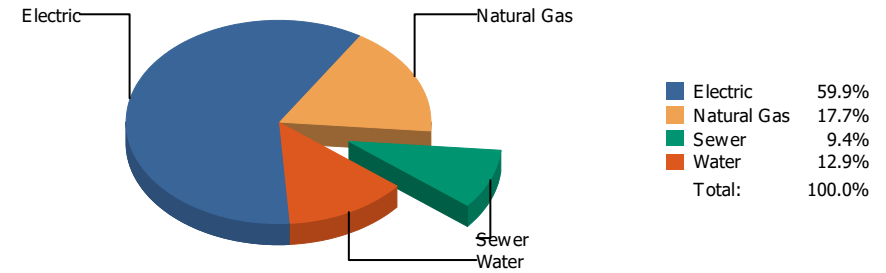
■ Electric 100.0%  
Total: 100.0%

Commodity	Common Use	Energy Use	Energy Use / Area	Total Cost	Cost / Unit	Cost / Area
Place: [HIGHLAND] HIGHLAND/ANNEX 120 [BUILDING]						
Area: 33,705 SqFt						
Billing Period: Nov 2021						
ELECTRIC	28,400.00 kWh	96,901 KBtu	2.875 KBtu/SqFt	\$2,325.17	\$0.082 /kWh	\$0.069 /SqFt
<b>Totals:</b>		<b>96,901 KBtu</b>	<b>2.875 KBtu/SqFt</b>	<b>\$2,325.17</b>		

## Energy

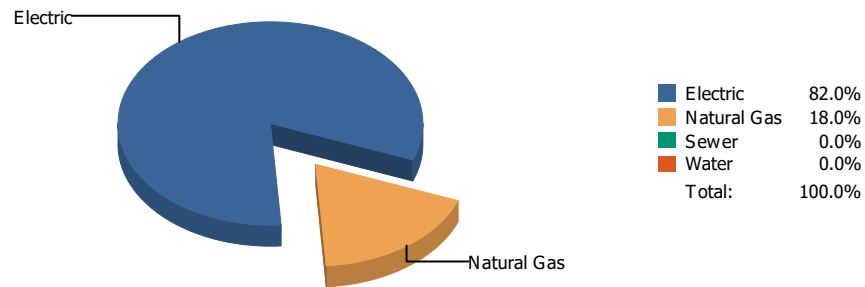


## Cost

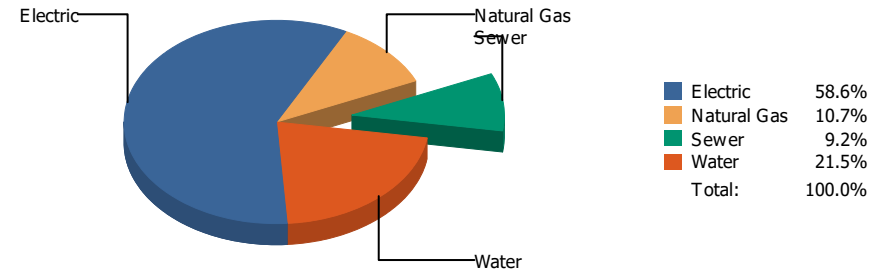


Commodity	Common Use	Energy Use	Energy Use / Area	Total Cost	Cost / Unit	Cost / Area
<b>Place: [HILLSIDE] HILLSIDE 121 [BUILDING]</b> <b>Area: 80,656 SqFt</b> <b>Billing Period: Nov 2021</b>						
ELECTRIC	30,926.00 kWh	105,520 KBtu	1.308 KBtu/SqFt	\$4,610.96	\$0.149 /kWh	\$0.057 /SqFt
NATURALGAS	963.00 CCF	99,189 KBtu	1.230 KBtu/SqFt	\$1,365.51	\$1.418 /CCF	\$0.017 /SqFt
SEWER	172.00 CCF			\$724.77	\$4.214 /CCF	\$0.009 /SqFt
WATER	265.00 CCF			\$996.76	\$3.761 /CCF	\$0.012 /SqFt
<b>Totals:</b>		<b>204,709 KBtu</b>	<b>2.538 KBtu/SqFt</b>	<b>\$7,698.00</b>		

## Energy

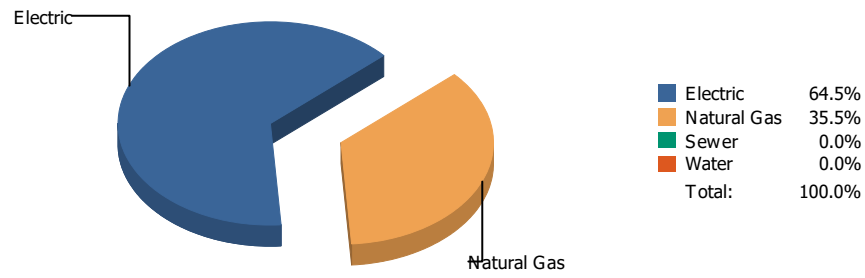


## Cost

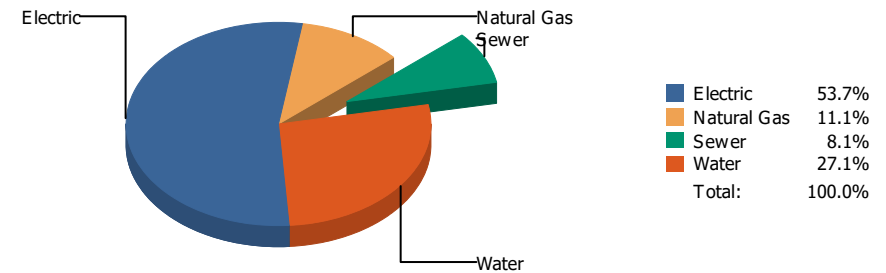


Commodity	Common Use	Energy Use	Energy Use / Area	Total Cost	Cost / Unit	Cost / Area
<b>Place: [HOUSTON] HOUSTON      122 [BUILDING]</b> <b>Area: 84,178 SqFt</b> <b>Billing Period: Nov 2021</b>						
ELECTRIC	22,080.00 kWh	75,337 KBtu	0.895 KBtu/SqFt	\$2,856.91	\$0.129 /kWh	\$0.034 /SqFt
NATURALGAS	161.00 CCF	16,583 KBtu	0.197 KBtu/SqFt	\$521.56	\$3.240 /CCF	\$0.006 /SqFt
SEWER	47.00 CCF			\$449.77	\$9.570 /CCF	\$0.005 /SqFt
WATER	201.00 CCF			\$1,046.27	\$5.205 /CCF	\$0.012 /SqFt
<b>Totals:</b>		<b>91,920 KBtu</b>	<b>1.092 KBtu/SqFt</b>	<b>\$4,874.51</b>		

## Energy



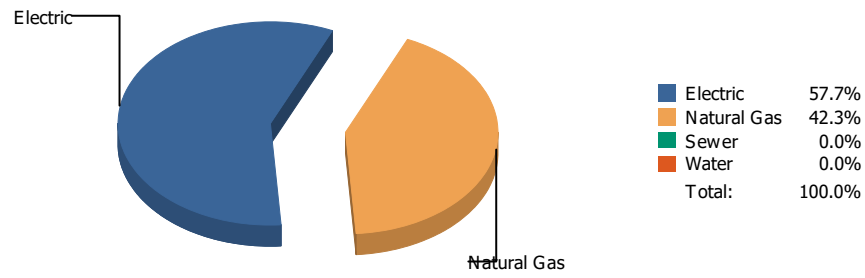
## Cost



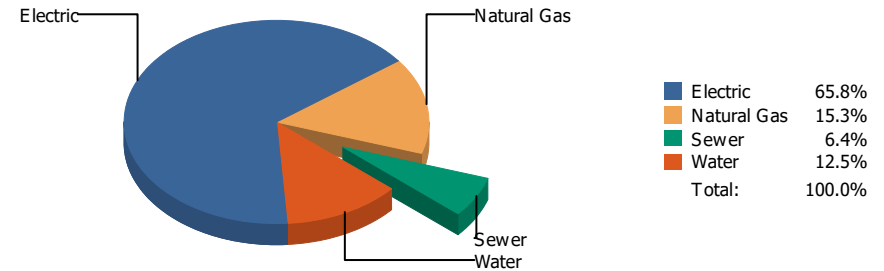
Commodity	Common Use	Energy Use	Energy Use / Area	Total Cost	Cost / Unit	Cost / Area
<b>Place: [HUGHEY] HUGHEY      123 [BUILDING]</b> <b>Area: 74,815 SqFt</b> <b>Billing Period: Nov 2021</b>						
ELECTRIC	29,113.00 kWh	99,334 KBtu	1.328 KBtu/SqFt	\$4,302.72	\$0.148 /kWh	\$0.057 /SqFt
NATURALGAS	531.00 CCF	54,693 KBtu	0.731 KBtu/SqFt	\$885.24	\$1.667 /CCF	\$0.012 /SqFt
SEWER	90.00 CCF			\$652.26	\$7.247 /CCF	\$0.009 /SqFt
WATER	334.00 CCF			\$2,168.33	\$6.492 /CCF	\$0.029 /SqFt
<b>Totals:</b>		<b>154,027 KBtu</b>	<b>2.059 KBtu/SqFt</b>	<b>\$8,008.55</b>		



## Energy

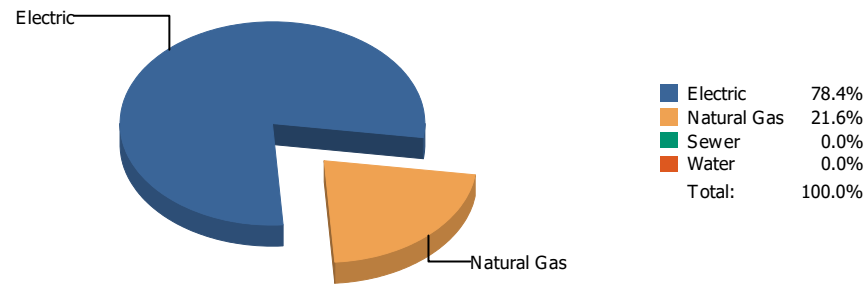


## Cost

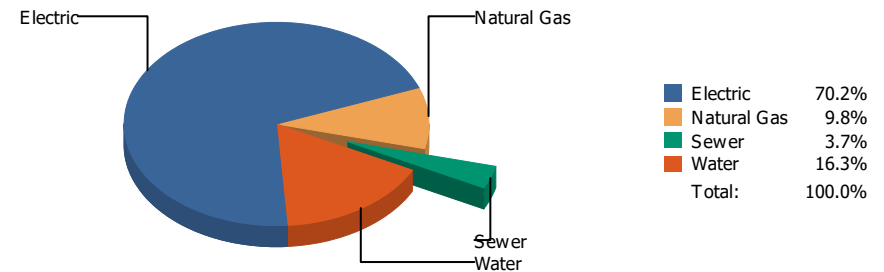


Commodity	Common Use	Energy Use	Energy Use / Area	Total Cost	Cost / Unit	Cost / Area
<b>Place: [IRVIN] IRVIN      008 [BUILDING]</b> <b>Area: 303,804 SqFt</b> <b>Billing Period: Nov 2021</b>						
ELECTRIC	141,799.00 kWh	483,818 KBtu	1.593 KBtu/SqFt	\$16,037.16	\$0.113 /kWh	\$0.052 /SqFt
NATURALGAS	3,440.00 CCF	354,320 KBtu	1.166 KBtu/SqFt	\$3,719.18	\$1.081 /CCF	\$0.012 /SqFt
SEWER	601.00 CCF			\$1,560.68	\$2.597 /CCF	\$0.005 /SqFt
WATER	805.00 CCF			\$3,044.25	\$3.782 /CCF	\$0.010 /SqFt
<b>Totals:</b>		<b>838,138 KBtu</b>	<b>2.759 KBtu/SqFt</b>	<b>\$24,361.27</b>		

## Energy

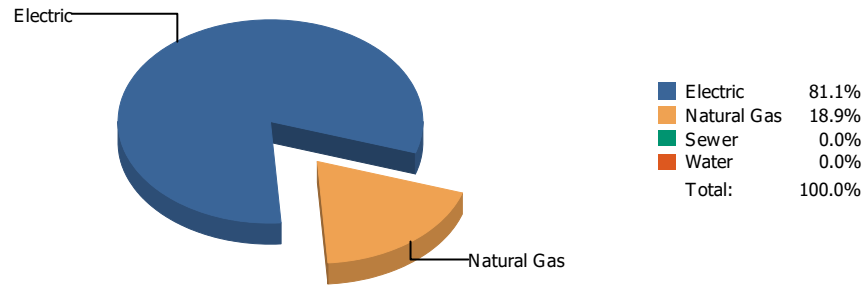


## Cost

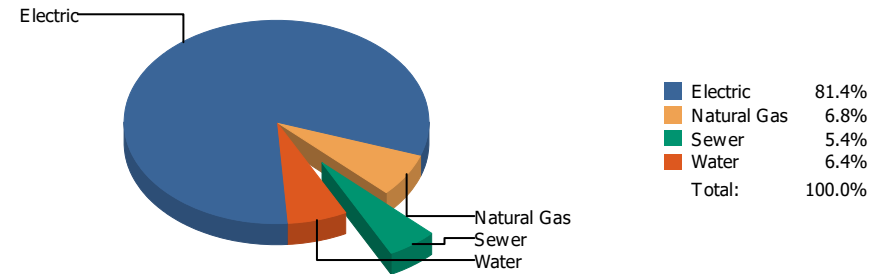


Commodity	Common Use	Energy Use	Energy Use / Area	Total Cost	Cost / Unit	Cost / Area
Place: [JEFFERSN] JEFFERSON 009 [BUILDING]						
Area: 257,708 SqFt						
Billing Period: Nov 2021						
ELECTRIC	116,514.00 kWh	397,546 KBtu	1.543 KBtu/SqFt	\$14,614.48	\$0.125 /kWh	\$0.056 /SqFt
NATURALGAS	1,061.00 CCF	109,283 KBtu	0.424 KBtu/SqFt	\$2,039.03	\$1.922 /CCF	\$0.008 /SqFt
SEWER	81.00 CCF			\$775.45	\$9.573 /CCF	\$0.003 /SqFt
WATER	559.00 CCF			\$3,403.96	\$6.089 /CCF	\$0.013 /SqFt
<b>Totals:</b>		<b>506,829 KBtu</b>	<b>1.967 KBtu/SqFt</b>	<b>\$20,832.92</b>		

## Energy

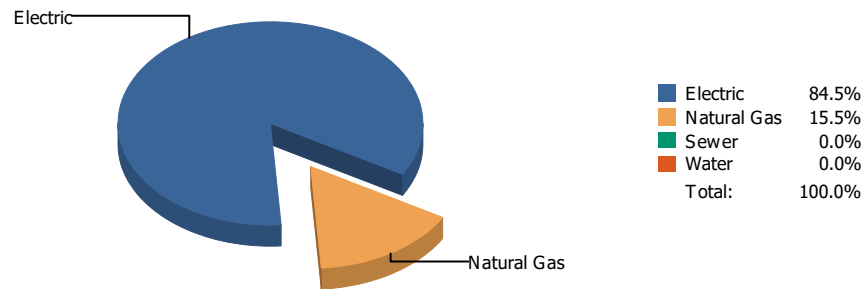


## Cost

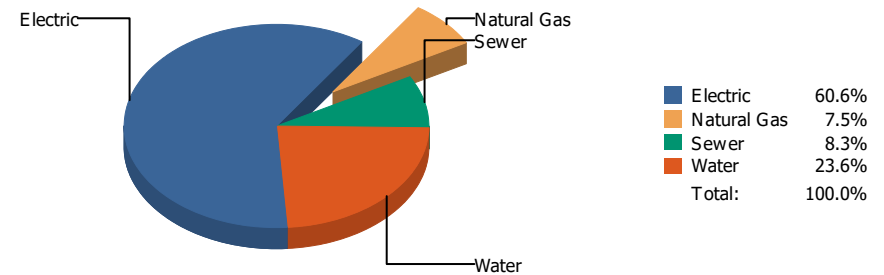


Commodity	Common Use	Energy Use	Energy Use / Area	Total Cost	Cost / Unit	Cost / Area
Place: [JOHNSON] L.B. JOHNSON 155 [BUILDING]						
Area: 87,993 SqFt						
Billing Period: Nov 2021						
ELECTRIC	38,400.00 kWh	131,021 KBtu	1.489 KBtu/SqFt	\$5,203.04	\$0.135 /kWh	\$0.059 /SqFt
NATURALGAS	296.00 CCF	30,488 KBtu	0.346 KBtu/SqFt	\$437.58	\$1.478 /CCF	\$0.005 /SqFt
SEWER	48.00 CCF			\$344.08	\$7.168 /CCF	\$0.004 /SqFt
WATER	70.00 CCF			\$408.45	\$5.835 /CCF	\$0.005 /SqFt
<b>Totals:</b>		<b>161,509 KBtu</b>	<b>1.835 KBtu/SqFt</b>	<b>\$6,393.15</b>		

## Energy

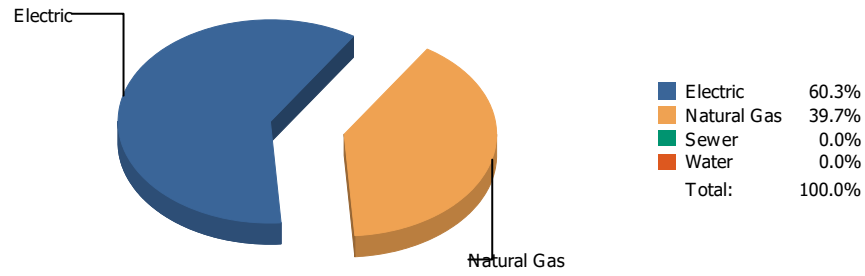


## Cost

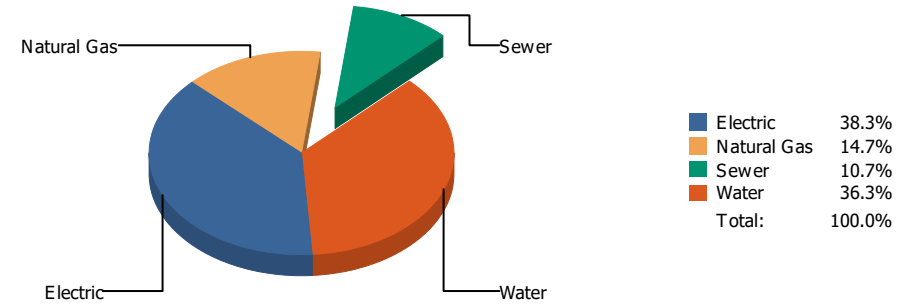


Commodity	Common Use	Energy Use	Energy Use / Area	Total Cost	Cost / Unit	Cost / Area
<b>Place: [KOHLBERG] KOHLBERG ELEMENTARY [BUILDING]</b>						
<b>Area: 99,884 SqFt</b>						
<b>Billing Period: Nov 2021</b>						
ELECTRIC	31,600.00 kWh	107,819 KBtu	1.079 KBtu/SqFt	\$4,419.55	\$0.140 /kWh	\$0.044 /SqFt
NATURALGAS	192.00 CCF	19,776 KBtu	0.198 KBtu/SqFt	\$547.02	\$2.849 /CCF	\$0.005 /SqFt
SEWER	126.00 CCF			\$601.42	\$4.773 /CCF	\$0.006 /SqFt
WATER	365.00 CCF			\$1,720.75	\$4.714 /CCF	\$0.017 /SqFt
<b>Totals:</b>		<b>127,595 KBtu</b>	<b>1.277 KBtu/SqFt</b>	<b>\$7,288.74</b>		

## Energy



## Cost



Commodity	Common Use	Energy Use	Energy Use / Area	Total Cost	Cost / Unit	Cost / Area
<b>Place: [LAMAR] LAMAR 125 [BUILDING]</b> <b>Area: 76,252 SqFt</b> <b>Billing Period: Nov 2021</b>						
ELECTRIC	19,200.00 kWh	65,510 KBtu	0.859 KBtu/SqFt	\$2,418.56	\$0.126 /kWh	\$0.032 /SqFt
NATURALGAS	418.00 CCF	43,054 KBtu	0.565 KBtu/SqFt	\$927.21	\$2.218 /CCF	\$0.012 /SqFt
SEWER	42.00 CCF			\$677.25	\$16.125 /CCF	\$0.009 /SqFt
WATER	442.00 CCF			\$2,289.08	\$5.179 /CCF	\$0.030 /SqFt
<b>Totals:</b>		<b>108,564 KBtu</b>	<b>1.424 KBtu/SqFt</b>	<b>\$6,312.10</b>		

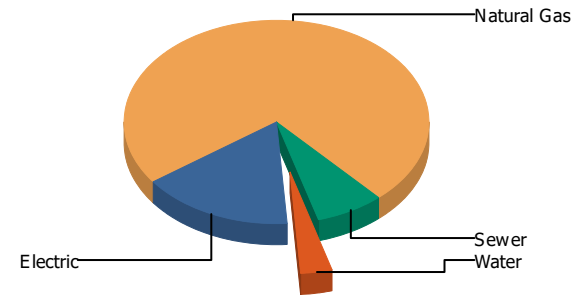
## Energy

Electric



Electric	100.0%
Natural Gas	0.0%
Sewer	0.0%
Water	0.0%
<b>Total</b>	<b>100.0%</b>

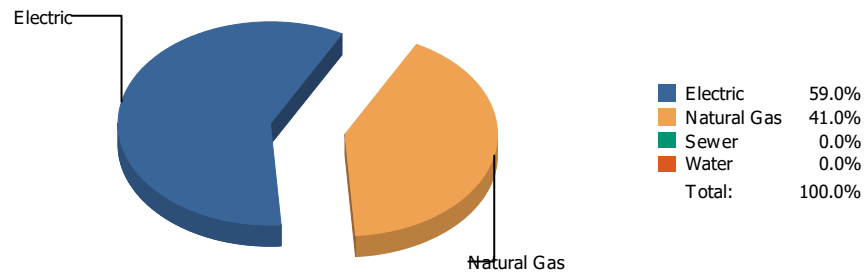
## Cost



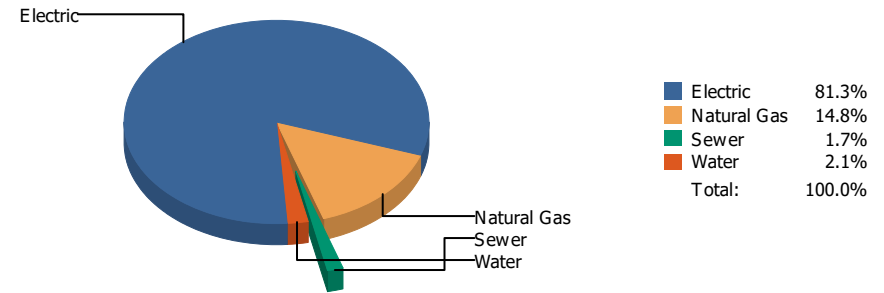
Electric	16.2%
Natural Gas	73.3%
Sewer	7.0%
Water	3.5%
<b>Total</b>	<b>100.0%</b>

Commodity	Common Use	Energy Use	Energy Use / Area	Total Cost	Cost / Unit	Cost / Area
Place: [LIVE-MAT] LIVE MATERIAL CENTER 929 [BUILDING]						
Area: 2,483 SqFt						
Billing Period: Nov 2021						
ELECTRIC	357.00 kWh	1,218 KBtu	0.491 KBtu/SqFt	\$86.02	\$0.241 /kWh	\$0.035 /SqFt
NATURALGAS	0.00 CCF	0 KBtu	0.000 KBtu/SqFt	\$389.50	\$0.000 /CCF	\$0.157 /SqFt
SEWER	1.00 CCF			\$37.22	\$37.220 /CCF	\$0.015 /SqFt
WATER	1.00 CCF			\$18.36	\$18.360 /CCF	\$0.007 /SqFt
<b>Totals:</b>		<b>1,218 KBtu</b>	<b>0.491 KBtu/SqFt</b>	<b>\$531.10</b>		

## Energy



## Cost



Commodity	Common Use	Energy Use	Energy Use / Area	Total Cost	Cost / Unit	Cost / Area
<b>Place: [LOGAN] LOGAN 128 [BUILDING]</b> <b>Area: 72,248 SqFt</b> <b>Billing Period: Nov 2021</b>						
ELECTRIC	44,400.00 kWh	151,493 KBtu	2.097 KBtu/SqFt	\$5,587.00	\$0.126 /kWh	\$0.077 /SqFt
NATURALGAS	1,024.00 CCF	105,472 KBtu	1.460 KBtu/SqFt	\$1,018.79	\$0.995 /CCF	\$0.014 /SqFt
SEWER	4.00 CCF			\$116.69	\$29.173 /CCF	\$0.002 /SqFt
WATER	11.00 CCF			\$146.71	\$13.337 /CCF	\$0.002 /SqFt
<b>Totals:</b>		<b>256,965 KBtu</b>	<b>3.557 KBtu/SqFt</b>	<b>\$6,869.19</b>		

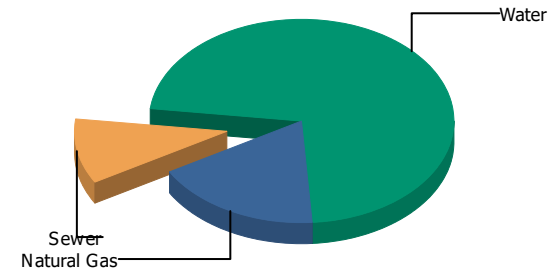
## Energy

Natural Gas



Natural Gas	100.0%
Sewer	0.0%
Water	0.0%
<b>Total:</b>	<b>100.0%</b>

## Cost

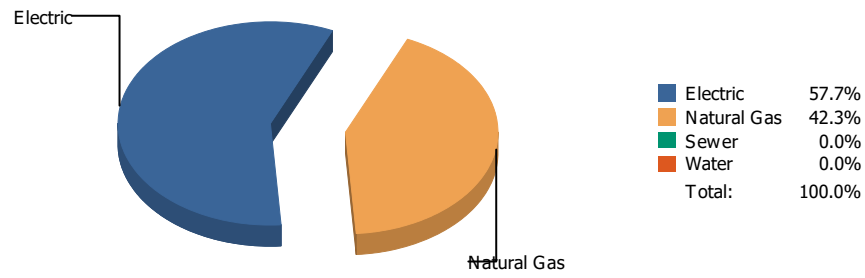


Natural Gas	17.7%
Sewer	10.4%
Water	71.9%
<b>Total:</b>	<b>100.0%</b>

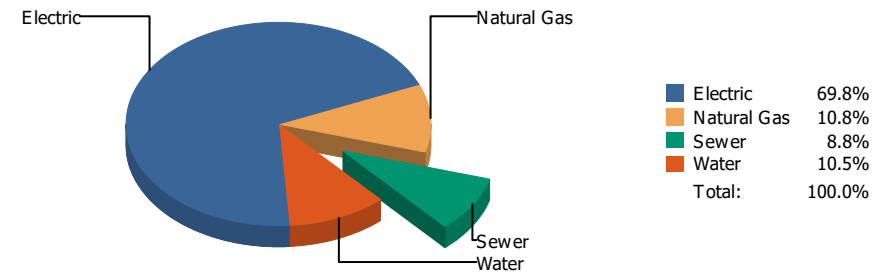
Commodity	Common Use	Energy Use	Energy Use / Area	Total Cost	Cost / Unit	Cost / Area
<b>Place: [LUNDY_2] LUNDY 177 [BUILDING]</b> <b>Area: 112,731 SqFt</b> <b>Billing Period: Nov 2021</b>						
NATURALGAS	472.00 CCF	48,616 KBtu	0.431 KBtu/SqFt	\$776.73	\$1.646 /CCF	\$0.007 /SqFt
SEWER	41.00 CCF			\$457.51	\$11.159 /CCF	\$0.004 /SqFt
WATER	555.00 CCF			\$3,161.67	\$5.697 /CCF	\$0.028 /SqFt
<b>Totals:</b>		<b>48,616 KBtu</b>	<b>0.431 KBtu/SqFt</b>	<b>\$4,395.91</b>		



## Energy

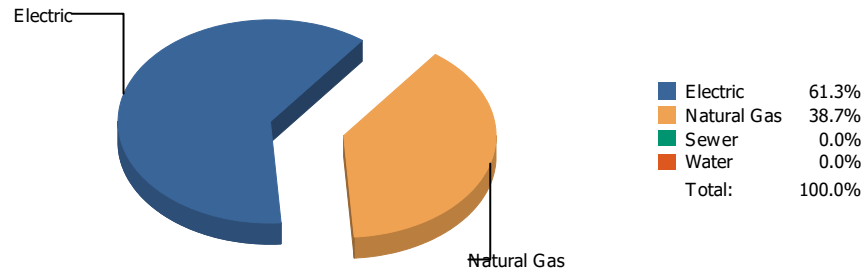


## Cost

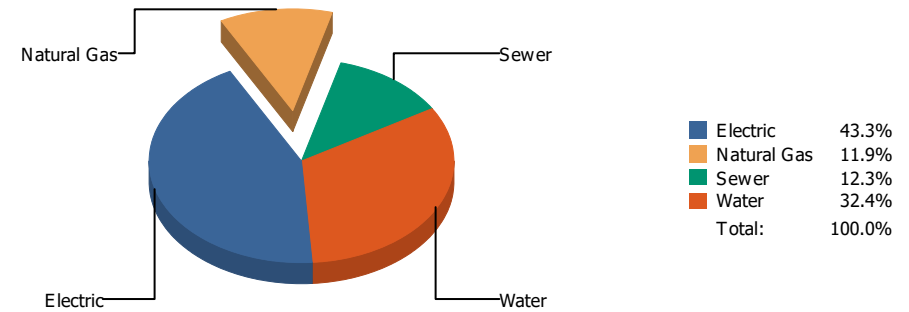


Commodity	Common Use	Energy Use	Energy Use / Area	Total Cost	Cost / Unit	Cost / Area
Place: [MAC] MACARTHUR 129 [BUILDING]						
Area: 143,341 SqFt						
Billing Period: Nov 2021						
ELECTRIC	94,800.00 kWh	323,458 KBtu	2.257 KBtu/SqFt	\$13,125.41	\$0.138 /kWh	\$0.092 /SqFt
NATURALGAS	2,305.00 CCF	237,415 KBtu	1.656 KBtu/SqFt	\$2,035.51	\$0.883 /CCF	\$0.014 /SqFt
SEWER	647.00 CCF			\$1,661.88	\$2.569 /CCF	\$0.012 /SqFt
WATER	494.00 CCF			\$1,980.64	\$4.009 /CCF	\$0.014 /SqFt
<b>Totals:</b>		<b>560,873 KBtu</b>	<b>3.913 KBtu/SqFt</b>	<b>\$18,803.44</b>		

## Energy

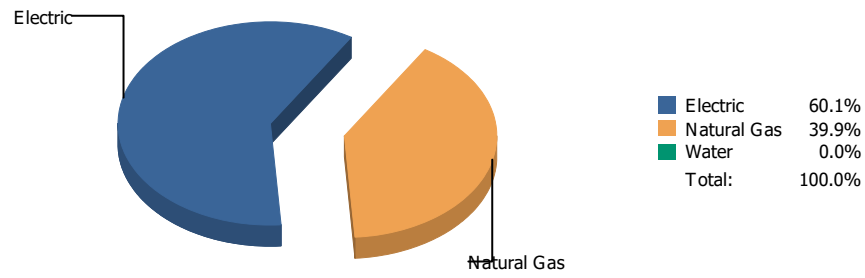


## Cost

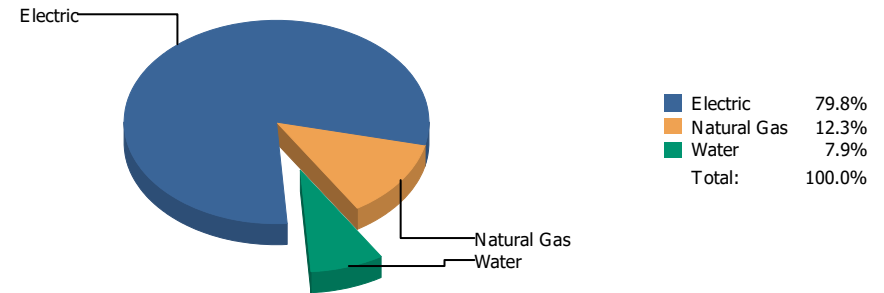


Commodity	Common Use	Energy Use	Energy Use / Area	Total Cost	Cost / Unit	Cost / Area
Place: [MAGOFFIN] MAGOFFIN 047 [BUILDING]						
Area: 76,378 SqFt						
Billing Period: Nov 2021						
ELECTRIC	9,830.00 kWh	33,540 KBtu	0.439 KBtu/SqFt	\$1,315.62	\$0.134 /kWh	\$0.017 /SqFt
NATURALGAS	206.00 CCF	21,218 KBtu	0.278 KBtu/SqFt	\$362.69	\$1.761 /CCF	\$0.005 /SqFt
SEWER	3.00 CCF			\$373.91	\$124.637 /CCF	\$0.005 /SqFt
WATER	85.00 CCF			\$985.52	\$11.594 /CCF	\$0.013 /SqFt
<b>Totals:</b>		<b>54,758 KBtu</b>	<b>0.717 KBtu/SqFt</b>	<b>\$3,037.74</b>		

## Energy

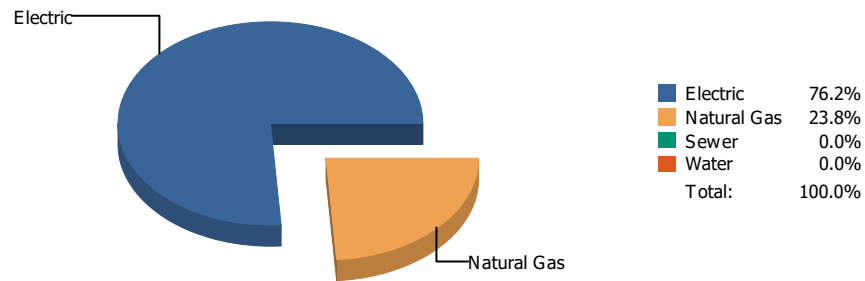


## Cost

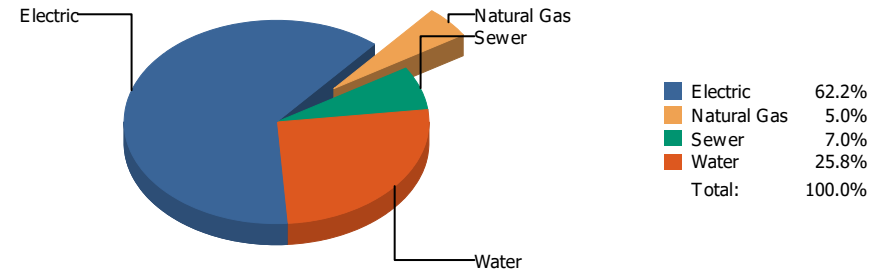


Commodity	Common Use	Energy Use	Energy Use / Area	Total Cost	Cost / Unit	Cost / Area
Place: [MAGOFFINNEWMIDDLESCHOOL] MAGOFFIN NEW MIDDLE SCHOOL [BUILDING]						
Area: 116,136 SqFt						
Billing Period: Nov 2021						
ELECTRIC	104,200.00 kWh	355,530 KBtu	3.061 KBtu/SqFt	\$13,213.83	\$0.127 /kWh	\$0.114 /SqFt
NATURALGAS	2,296.00 CCF	236,488 KBtu	2.036 KBtu/SqFt	\$2,028.37	\$0.883 /CCF	\$0.017 /SqFt
WATER	158.00 CCF			\$1,307.59	\$8.276 /CCF	\$0.011 /SqFt
<b>Totals:</b>		<b>592,018 KBtu</b>	<b>5.098 KBtu/SqFt</b>	<b>\$16,549.79</b>		

## Energy



## Cost



Commodity	Common Use	Energy Use	Energy Use / Area	Total Cost	Cost / Unit	Cost / Area
<b>Place: [MAXINE] MAXINE SILVA HEALTH MAGNET 011 [BUILDING]</b>						
<b>Area: 80,909 SqFt</b>						
<b>Billing Period: Nov 2021</b>						
ELECTRIC	52,800.00 kWh	180,154 KBtu	2.227 KBtu/SqFt	\$8,045.94	\$0.152 /kWh	\$0.099 /SqFt
NATURALGAS	547.00 CCF	56,341 KBtu	0.696 KBtu/SqFt	\$642.52	\$1.175 /CCF	\$0.008 /SqFt
SEWER	304.00 CCF			\$907.28	\$2.984 /CCF	\$0.011 /SqFt
WATER	832.00 CCF			\$3,342.91	\$4.018 /CCF	\$0.041 /SqFt
<b>Totals:</b>		<b>236,495 KBtu</b>	<b>2.923 KBtu/SqFt</b>	<b>\$12,938.65</b>		

## Energy

Natural Gas



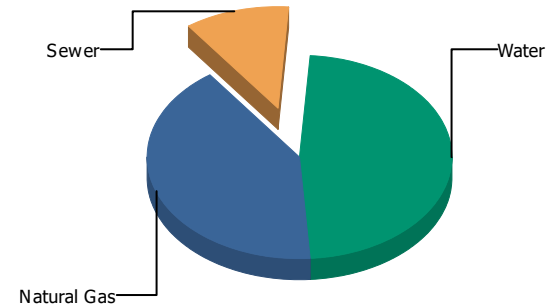
■ Natural Gas 100.0%  
 ■ Sewer 0.0%  
 ■ Water 0.0%  
 Total: 100.0%

## Cost

Sewer

Natural Gas

Water



■ Natural Gas 41.0%  
 ■ Sewer 11.1%  
 ■ Water 47.9%  
 Total: 100.0%

Commodity	Common Use	Energy Use	Energy Use / Area	Total Cost	Cost / Unit	Cost / Area
<b>Place: [MESITA] MESITA 130 [BUILDING]</b> <b>Area: 100,583 SqFt</b> <b>Billing Period: Nov 2021</b>						
NATURALGAS	1,433.00 CCF	147,599 KBtu	1.467 KBtu/SqFt	\$1,545.14	\$1.078 /CCF	\$0.015 /SqFt
SEWER	24.00 CCF			\$420.11	\$17.505 /CCF	\$0.004 /SqFt
WATER	293.00 CCF			\$1,804.19	\$6.158 /CCF	\$0.018 /SqFt
<b>Totals:</b>		<b>147,599 KBtu</b>	<b>1.467 KBtu/SqFt</b>	<b>\$3,769.44</b>		

## Energy

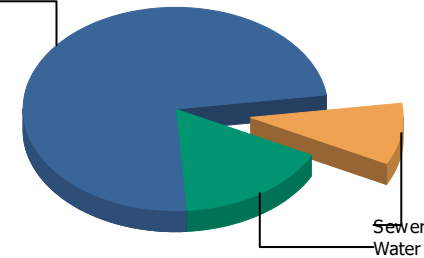
Electric



Electric 100.0%  
 Sewer 0.0%  
 Water 0.0%  
 Total: 100.0%

## Cost

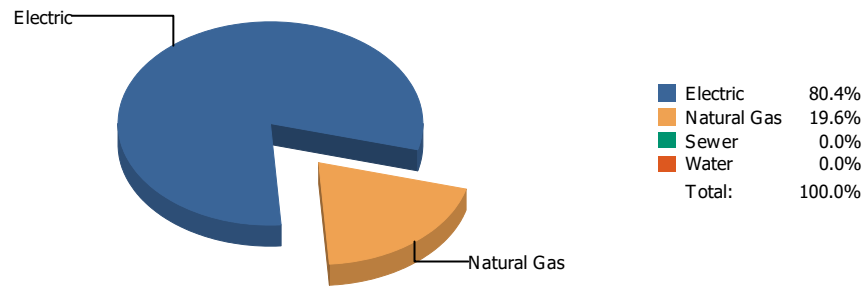
Electric



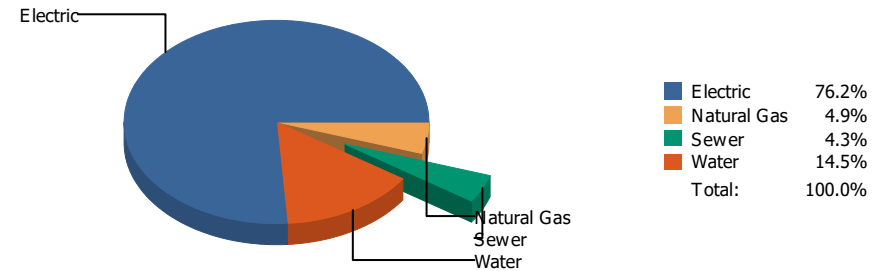
Electric 73.9%  
 Sewer 9.7%  
 Water 16.4%  
 Total: 100.0%

Commodity	Common Use	Energy Use	Energy Use / Area	Total Cost	Cost / Unit	Cost / Area
Place: [MILAM] MILAM 131 [BUILDING]						
Area: 63,641 SqFt						
Billing Period: Nov 2021						
ELECTRIC	15,960.00 kWh	54,456 KBtu	0.856 KBtu/SqFt	\$2,594.69	\$0.163 /kWh	\$0.041 /SqFt
SEWER	46.00 CCF			\$339.68	\$7.384 /CCF	\$0.005 /SqFt
WATER	140.00 CCF			\$576.45	\$4.118 /CCF	\$0.009 /SqFt
<b>Totals:</b>		<b>54,456 KBtu</b>	<b>0.856 KBtu/SqFt</b>	<b>\$3,510.82</b>		

## Energy

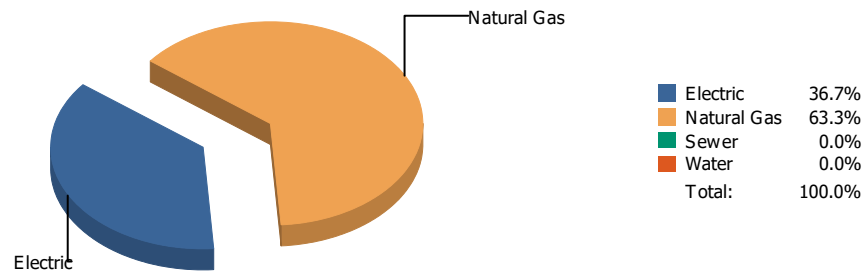


## Cost

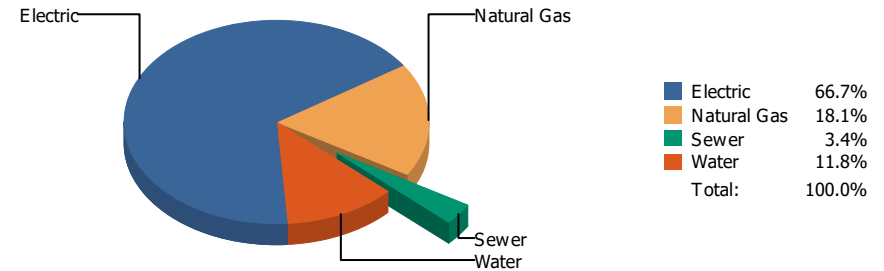


Commodity	Common Use	Energy Use	Energy Use / Area	Total Cost	Cost / Unit	Cost / Area
<b>Place: [MOREHEAD] MOREHEAD 046 [BUILDING]</b> <b>Area: 119,353 SqFt</b> <b>Billing Period: Nov 2021</b>						
ELECTRIC	61,737.00 kWh	210,647 KBtu	1.765 KBtu/SqFt	\$9,380.39	\$0.152 /kWh	\$0.078 /SqFt
NATURALGAS	500.00 CCF	51,500 KBtu	0.431 KBtu/SqFt	\$604.96	\$1.210 /CCF	\$0.005 /SqFt
SEWER	76.00 CCF			\$534.51	\$7.033 /CCF	\$0.004 /SqFt
WATER	640.00 CCF			\$1,787.97	\$2.794 /CCF	\$0.015 /SqFt
<b>Totals:</b>		<b>262,147 KBtu</b>	<b>2.196 KBtu/SqFt</b>	<b>\$12,307.83</b>		

## Energy



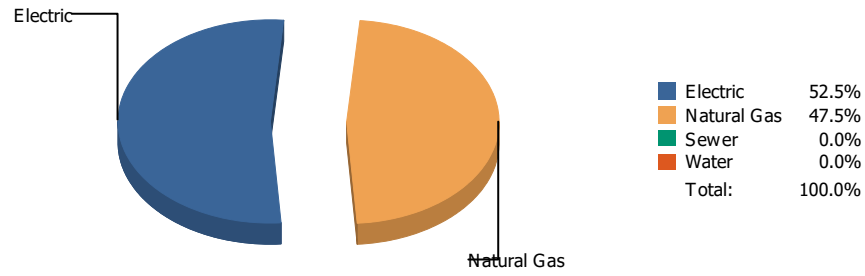
## Cost



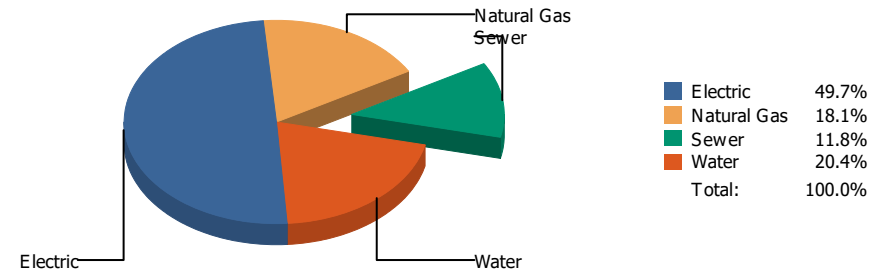
Commodity	Common Use	Energy Use	Energy Use / Area	Total Cost	Cost / Unit	Cost / Area
<b>Place: [MOYE_2] HR MOYE [BUILDING]</b>						
<b>Area: 93,197 SqFt</b>						
<b>Billing Period: Nov 2021</b>						
ELECTRIC	44,400.00 kWh	151,493 KBtu	1.626 KBtu/SqFt	\$8,189.38	\$0.184 /kWh	\$0.088 /SqFt
NATURALGAS	2,532.00 CCF	260,796 KBtu	2.798 KBtu/SqFt	\$2,215.75	\$0.875 /CCF	\$0.024 /SqFt
SEWER	23.00 CCF			\$417.91	\$18.170 /CCF	\$0.004 /SqFt
WATER	319.00 CCF			\$1,451.68	\$4.551 /CCF	\$0.015 /SqFt
<b>Totals:</b>		<b>412,289 KBtu</b>	<b>4.424 KBtu/SqFt</b>	<b>\$12,274.72</b>		



## Energy



## Cost



Commodity	Common Use	Energy Use	Energy Use / Area	Total Cost	Cost / Unit	Cost / Area
<b>Place: [MULTI-MEDIACENTER] MULTI-MEDIA CENTER [BUILDING]</b>						
<b>Area: 27,633 SqFt</b>						
<b>Billing Period: Nov 2021</b>						
ELECTRIC	8,166.00 kWh	27,862 KBtu	1.008 KBtu/SqFt	\$1,086.21	\$0.133 /kWh	\$0.039 /SqFt
NATURALGAS	245.00 CCF	25,235 KBtu	0.913 KBtu/SqFt	\$395.75	\$1.615 /CCF	\$0.014 /SqFt
SEWER	68.00 CCF			\$257.49	\$3.787 /CCF	\$0.009 /SqFt
WATER	123.00 CCF			\$445.12	\$3.619 /CCF	\$0.016 /SqFt
<b>Totals:</b>		<b>53,097 KBtu</b>	<b>1.922 KBtu/SqFt</b>	<b>\$2,184.57</b>		

## Energy

Electric



■ Electric 100.0%  
Total: 100.0%

## Cost

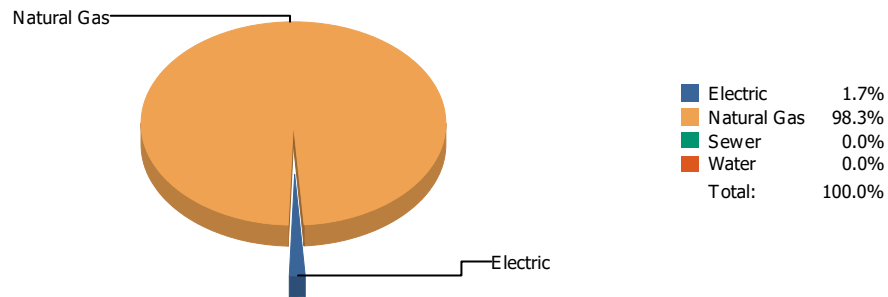
Electric



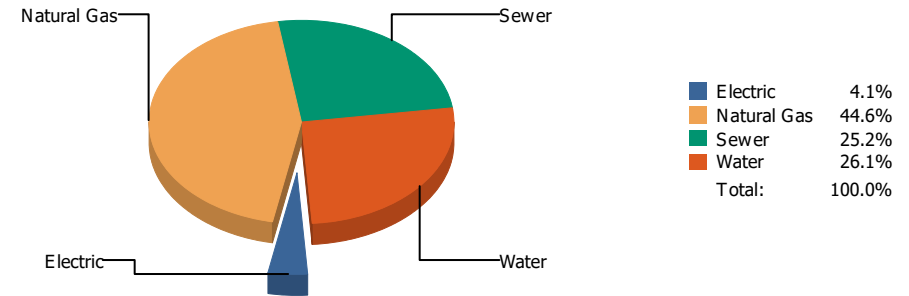
■ Electric 100.0%  
Total: 100.0%

Commodity	Common Use	Energy Use	Energy Use / Area	Total Cost	Cost / Unit	Cost / Area
<b>Place: [NE-AREA-OFFICES] N.E. AREA OFFICES 882 [BUILDING]</b> <b>Area: 7,328 SqFt</b> <b>Billing Period: Nov 2021</b>						
ELECTRIC	80.00 kWh	273 KBtu	0.037 KBtu/SqFt	\$30.86	\$0.386 /kWh	\$0.004 /SqFt
<b>Totals:</b>		<b>273 KBtu</b>	<b>0.037 KBtu/SqFt</b>	<b>\$30.86</b>		

## Energy

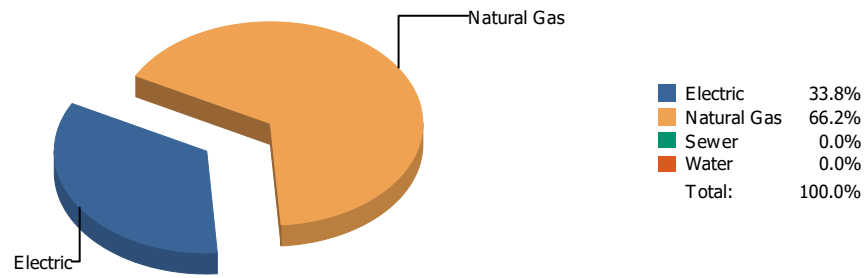


## Cost

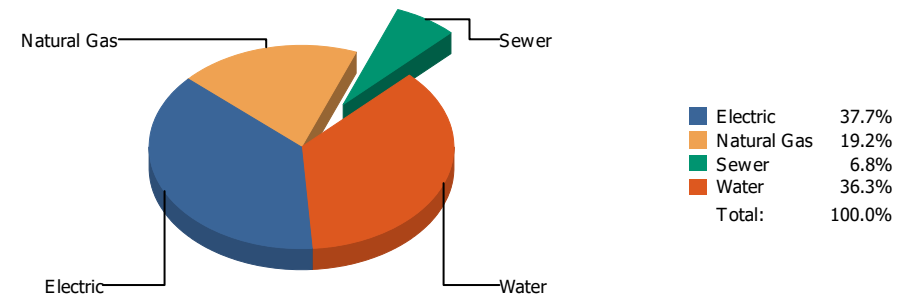


Commodity	Common Use	Energy Use	Energy Use / Area	Total Cost	Cost / Unit	Cost / Area
<b>Place: [NETTRANSPORTATION] N.E. TRANSPORTATION 826 [BUILDING]</b> <b>Area: 5,995 SqFt</b> <b>Billing Period: Nov 2021</b>						
ELECTRIC	392.00 kWh	1,338 KBtu	0.223 KBtu/SqFt	\$73.29	\$0.187 /kWh	\$0.012 /SqFt
NATURALGAS	744.00 CCF	76,632 KBtu	12.783 KBtu/SqFt	\$796.18	\$1.070 /CCF	\$0.133 /SqFt
SEWER	38.00 CCF			\$450.91	\$11.866 /CCF	\$0.075 /SqFt
WATER	39.00 CCF			\$465.76	\$11.943 /CCF	\$0.078 /SqFt
<b>Totals:</b>		<b>77,970 KBtu</b>	<b>13.006 KBtu/SqFt</b>	<b>\$1,786.14</b>		

## Energy

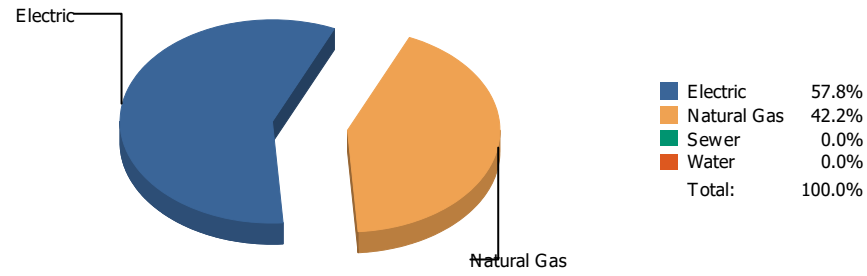


## Cost

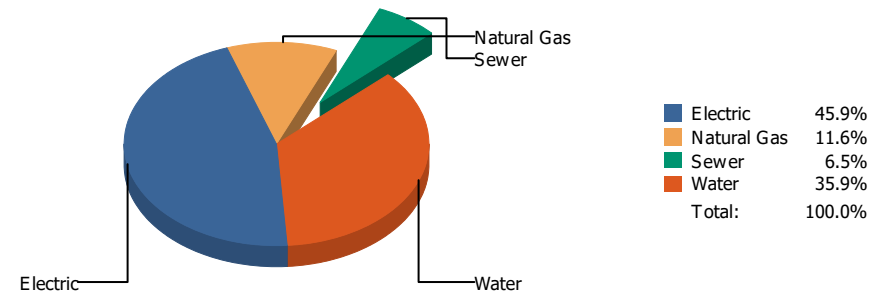


Commodity	Common Use	Energy Use	Energy Use / Area	Total Cost	Cost / Unit	Cost / Area
Place: [NEWMAN] NEWMAN ELEMENTARY 133 [BUILDING]						
Area: 73,291 SqFt						
Billing Period: Nov 2021						
ELECTRIC	22,076.00 kWh	75,323 KBtu	1.028 KBtu/SqFt	\$3,410.94	\$0.155 /kWh	\$0.046 /SqFt
NATURALGAS	1,433.00 CCF	147,599 KBtu	2.014 KBtu/SqFt	\$1,733.68	\$1.210 /CCF	\$0.024 /SqFt
SEWER	191.00 CCF			\$613.83	\$3.214 /CCF	\$0.008 /SqFt
WATER	660.00 CCF			\$3,279.52	\$4.969 /CCF	\$0.044 /SqFt
<b>Totals:</b>		<b>222,922 KBtu</b>	<b>3.042 KBtu/SqFt</b>	<b>\$9,037.97</b>		

## Energy

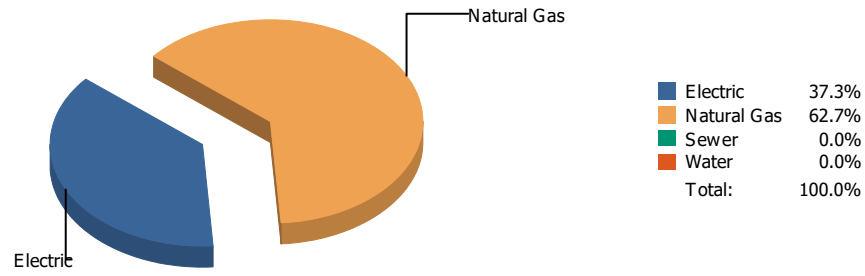


## Cost

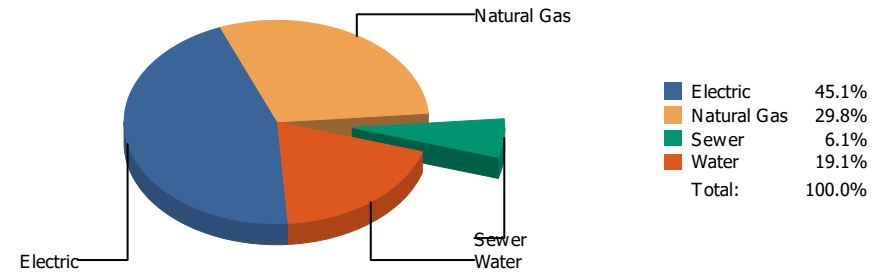


Commodity	Common Use	Energy Use	Energy Use / Area	Total Cost	Cost / Unit	Cost / Area
<b>Place: [NIXON] L.A. NIXON 161 [BUILDING]</b> <b>Area: 76,873 SqFt</b> <b>Billing Period: Nov 2021</b>						
ELECTRIC	25,320.00 kWh	86,392 KBtu	1.124 KBtu/SqFt	\$3,512.46	\$0.139 /kWh	\$0.046 /SqFt
NATURALGAS	613.00 CCF	63,139 KBtu	0.821 KBtu/SqFt	\$886.93	\$1.447 /CCF	\$0.012 /SqFt
SEWER	31.00 CCF			\$500.31	\$16.139 /CCF	\$0.006 /SqFt
WATER	421.00 CCF			\$2,746.47	\$6.524 /CCF	\$0.036 /SqFt
<b>Totals:</b>		<b>149,531 KBtu</b>	<b>1.945 KBtu/SqFt</b>	<b>\$7,646.17</b>		

## Energy

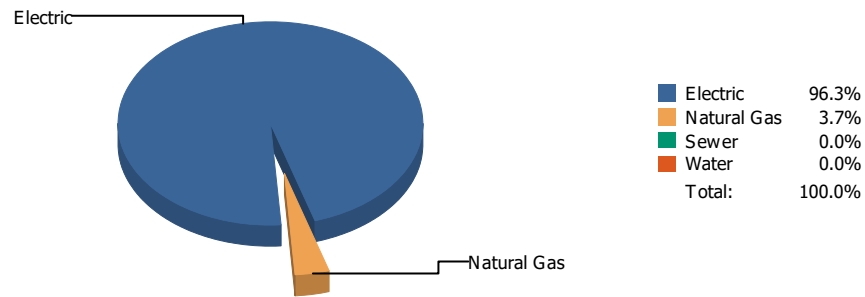


## Cost

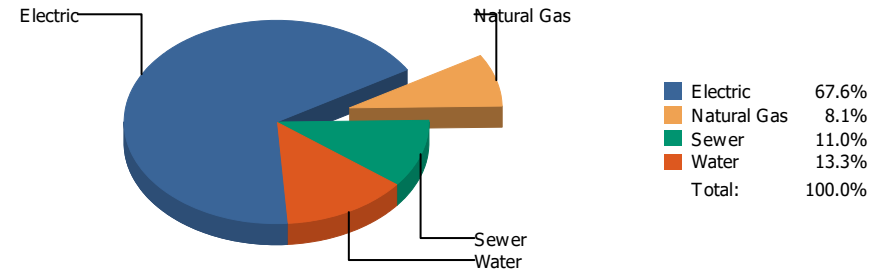


Commodity	Common Use	Energy Use	Energy Use / Area	Total Cost	Cost / Unit	Cost / Area
<b>Place: [OCC-CTR] OCCUPATIONAL CTR. [BUILDING]</b>						
<b>Area: 11,845 SqFt</b>						
<b>Billing Period: Nov 2021</b>						
ELECTRIC	5,200.00 kWh	17,742 KBtu	1.498 KBtu/SqFt	\$654.78	\$0.126 /kWh	\$0.055 /SqFt
NATURALGAS	290.00 CCF	29,870 KBtu	2.522 KBtu/SqFt	\$432.67	\$1.492 /CCF	\$0.037 /SqFt
SEWER	1.00 CCF			\$87.94	\$87.940 /CCF	\$0.007 /SqFt
WATER	53.00 CCF			\$277.91	\$5.244 /CCF	\$0.023 /SqFt
<b>Totals:</b>		<b>47,612 KBtu</b>	<b>4.020 KBtu/SqFt</b>	<b>\$1,453.30</b>		

## Energy

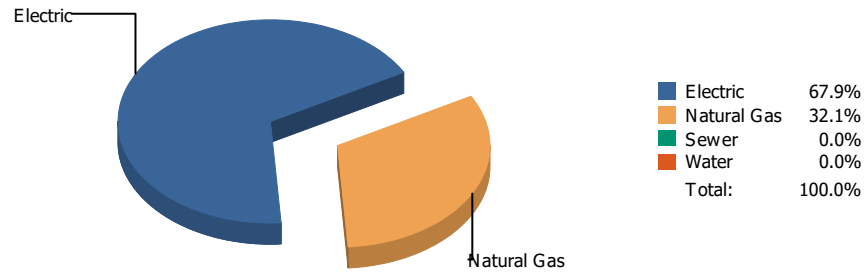


## Cost

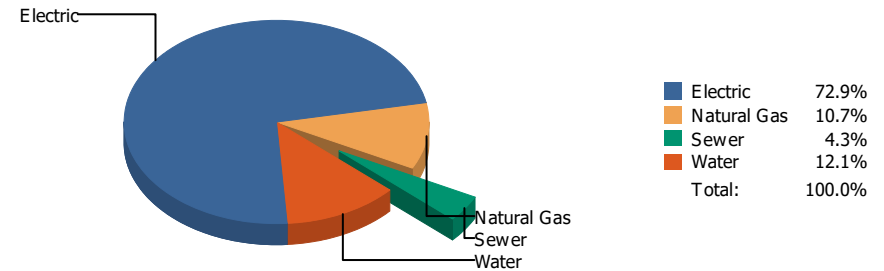


Commodity	Common Use	Energy Use	Energy Use / Area	Total Cost	Cost / Unit	Cost / Area
<b>Place: [PARK] PARK      134 [BUILDING]</b> <b>Area: 63,609 SqFt</b> <b>Billing Period: Nov 2021</b>						
ELECTRIC	24,634.00 kWh	84,051 KBtu	1.321 KBtu/SqFt	\$3,440.71	\$0.140 /kWh	\$0.054 /SqFt
NATURALGAS	31.00 CCF	3,193 KBtu	0.050 KBtu/SqFt	\$415.08	\$13.390 /CCF	\$0.006 /SqFt
SEWER	117.00 CCF			\$558.92	\$4.777 /CCF	\$0.009 /SqFt
WATER	149.00 CCF			\$678.71	\$4.555 /CCF	\$0.011 /SqFt
<b>Totals:</b>		<b>87,244 KBtu</b>	<b>1.372 KBtu/SqFt</b>	<b>\$5,093.42</b>		

## Energy



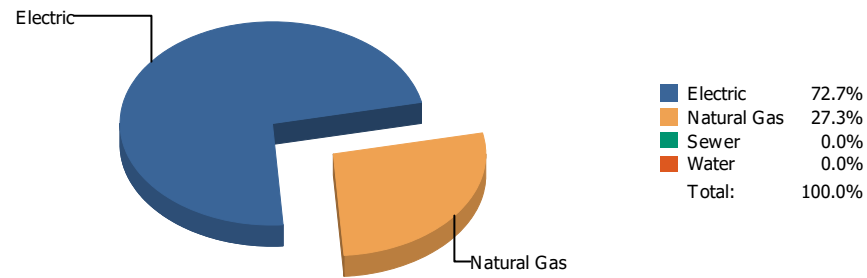
## Cost



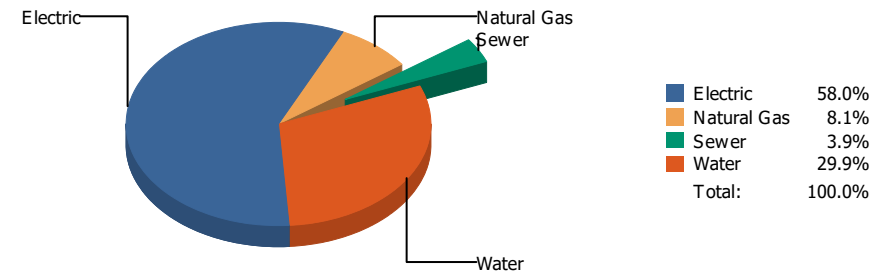
Commodity	Common Use	Energy Use	Energy Use / Area	Total Cost	Cost / Unit	Cost / Area
Place: [PAUL-MORENO_1] PAUL MORENO 167 [BUILDING]						
Area: 87,824 SqFt						
Billing Period: Nov 2021						
ELECTRIC	49,400.00 kWh	168,553 KBtu	1.919 KBtu/SqFt	\$6,960.87	\$0.141 /kWh	\$0.079 /SqFt
NATURALGAS	772.00 CCF	79,516 KBtu	0.905 KBtu/SqFt	\$1,017.01	\$1.317 /CCF	\$0.012 /SqFt
SEWER	39.00 CCF			\$410.02	\$10.513 /CCF	\$0.005 /SqFt
WATER	243.00 CCF			\$1,155.51	\$4.755 /CCF	\$0.013 /SqFt
<b>Totals:</b>		<b>248,069 KBtu</b>	<b>2.825 KBtu/SqFt</b>	<b>\$9,543.41</b>		



## Energy

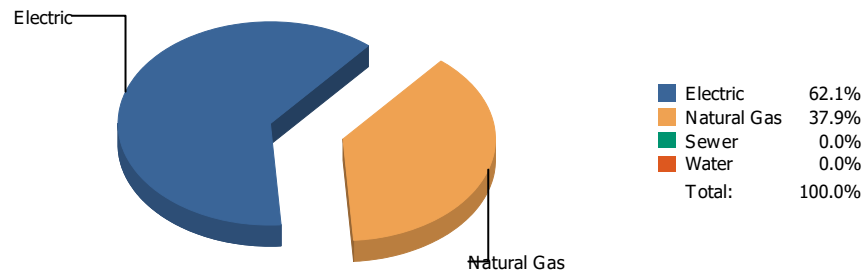


## Cost

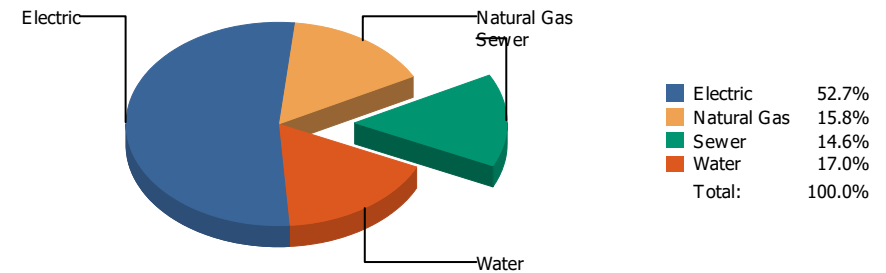


Commodity	Common Use	Energy Use	Energy Use / Area	Total Cost	Cost / Unit	Cost / Area
<b>Place: [POLK] POLK 159 [BUILDING]</b> <b>Area: 67,321 SqFt</b> <b>Billing Period: Nov 2021</b>						
ELECTRIC	28,900.00 kWh	98,607 KBtu	1.465 KBtu/SqFt	\$4,880.45	\$0.169 /kWh	\$0.072 /SqFt
NATURALGAS	359.00 CCF	36,977 KBtu	0.549 KBtu/SqFt	\$684.02	\$1.905 /CCF	\$0.010 /SqFt
SEWER	42.00 CCF			\$330.88	\$7.878 /CCF	\$0.005 /SqFt
WATER	408.00 CCF			\$2,520.20	\$6.177 /CCF	\$0.037 /SqFt
<b>Totals:</b>		<b>135,584 KBtu</b>	<b>2.014 KBtu/SqFt</b>	<b>\$8,415.55</b>		

## Energy

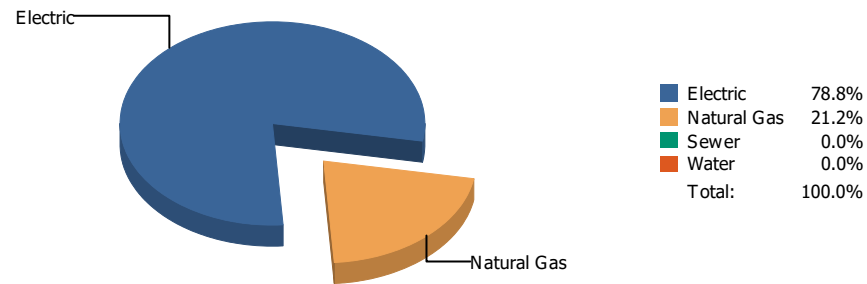


## Cost

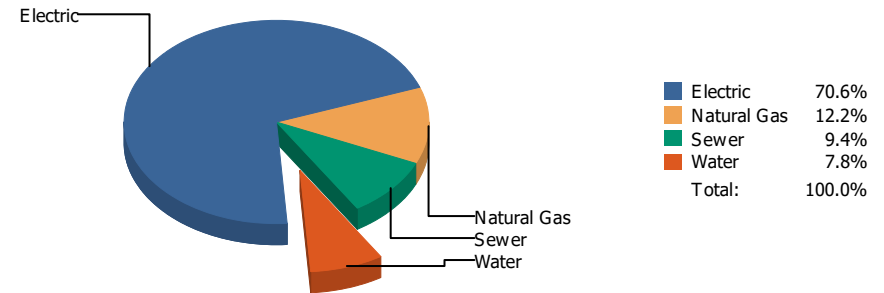


Commodity	Common Use	Energy Use	Energy Use / Area	Total Cost	Cost / Unit	Cost / Area
Place: [POWELL_2] POWELL 175 [BUILDING]						
Area: 79,770 SqFt						
Billing Period: Nov 2021						
ELECTRIC	45,000.00 kWh	153,540 KBtu	1.925 KBtu/SqFt	\$5,864.69	\$0.130 /kWh	\$0.074 /SqFt
NATURALGAS	910.00 CCF	93,730 KBtu	1.175 KBtu/SqFt	\$1,760.47	\$1.935 /CCF	\$0.022 /SqFt
SEWER	30.00 CCF			\$1,621.53	\$54.051 /CCF	\$0.020 /SqFt
WATER	334.00 CCF			\$1,890.33	\$5.660 /CCF	\$0.024 /SqFt
<b>Totals:</b>		<b>247,270 KBtu</b>	<b>3.100 KBtu/SqFt</b>	<b>\$11,137.02</b>		

## Energy

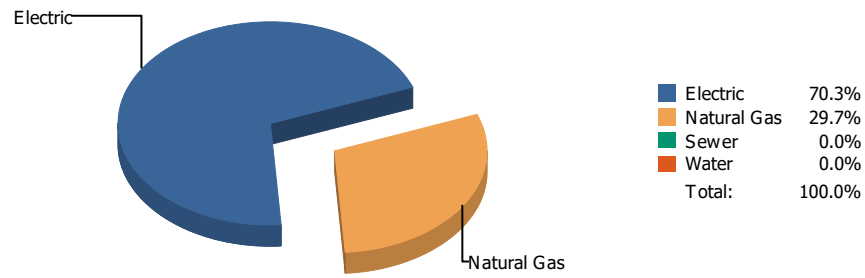


## Cost

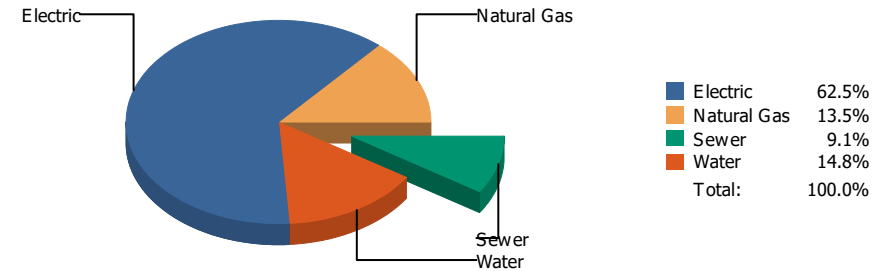


Commodity	Common Use	Energy Use	Energy Use / Area	Total Cost	Cost / Unit	Cost / Area
<b>Place: [PROFESSIONAL-DEV] EPISD PROF DEVELOPMENT CENTER931 [BUILDING]</b>						
<b>Area: 18,400 SqFt</b>						
<b>Billing Period: Nov 2021</b>						
ELECTRIC	8,400.00 kWh	28,661 KBtu	1.558 KBtu/SqFt	\$1,477.78	\$0.176 /kWh	\$0.080 /SqFt
NATURALGAS	75.00 CCF	7,725 KBtu	0.420 KBtu/SqFt	\$255.90	\$3.412 /CCF	\$0.014 /SqFt
SEWER	50.00 CCF			\$195.74	\$3.915 /CCF	\$0.011 /SqFt
WATER	19.00 CCF			\$162.50	\$8.553 /CCF	\$0.009 /SqFt
<b>Totals:</b>		<b>36,386 KBtu</b>	<b>1.977 KBtu/SqFt</b>	<b>\$2,091.92</b>		

## Energy

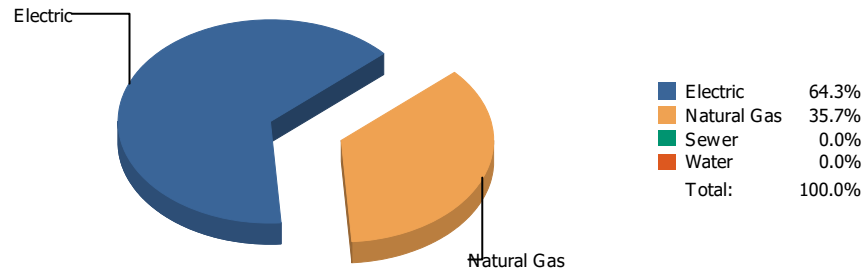


## Cost

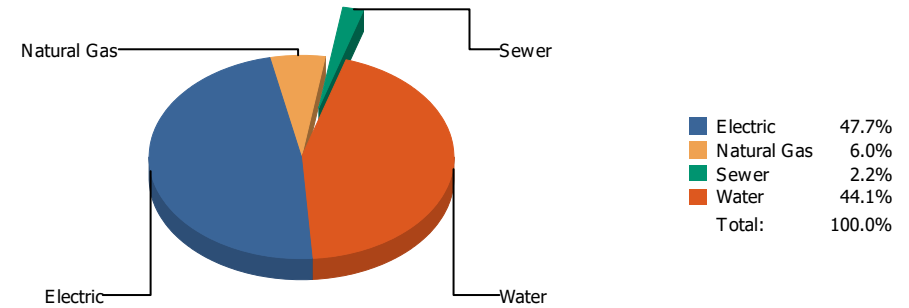


Commodity	Common Use	Energy Use	Energy Use / Area	Total Cost	Cost / Unit	Cost / Area
<b>Place: [PUTNAM] PUTNAM 135 [BUILDING]</b> <b>Area: 61,978 SqFt</b> <b>Billing Period: Nov 2021</b>						
ELECTRIC	20,266.00 kWh	69,148 KBtu	1.116 KBtu/SqFt	\$2,868.69	\$0.142 /kWh	\$0.046 /SqFt
NATURALGAS	283.00 CCF	29,149 KBtu	0.470 KBtu/SqFt	\$621.65	\$2.197 /CCF	\$0.010 /SqFt
SEWER	83.00 CCF			\$418.72	\$5.045 /CCF	\$0.007 /SqFt
WATER	172.00 CCF			\$679.64	\$3.951 /CCF	\$0.011 /SqFt
<b>Totals:</b>		<b>98,297 KBtu</b>	<b>1.586 KBtu/SqFt</b>	<b>\$4,588.70</b>		

## Energy

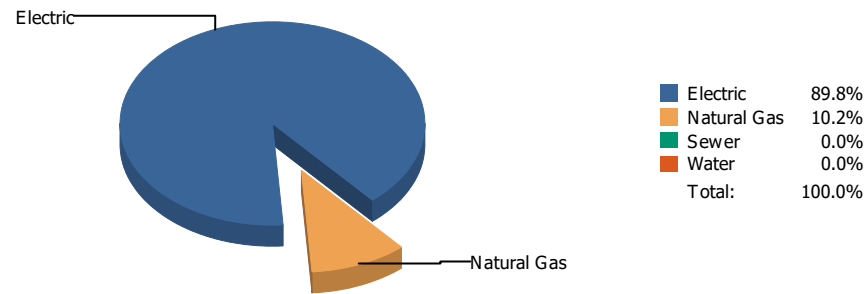


## Cost

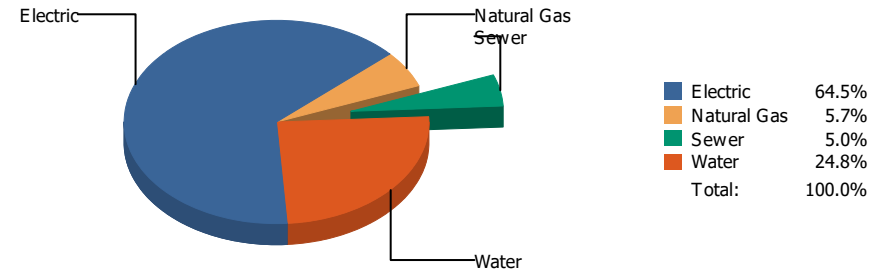


Commodity	Common Use	Energy Use	Energy Use / Area	Total Cost	Cost / Unit	Cost / Area
<b>Place: [RICHARDS] RICHARDSON [BUILDING]</b>						
<b>Area: 115,872 SqFt</b>						
<b>Billing Period: Nov 2021</b>						
ELECTRIC	46,500.00 kWh	158,658 KBtu	1.369 KBtu/SqFt	\$7,060.60	\$0.152 /kWh	\$0.061 /SqFt
NATURALGAS	854.00 CCF	87,962 KBtu	0.759 KBtu/SqFt	\$883.52	\$1.035 /CCF	\$0.008 /SqFt
SEWER	41.00 CCF			\$328.68	\$8.017 /CCF	\$0.003 /SqFt
WATER	1,310.00 CCF			\$6,529.56	\$4.984 /CCF	\$0.056 /SqFt
<b>Totals:</b>		<b>246,620 KBtu</b>	<b>2.128 KBtu/SqFt</b>	<b>\$14,802.36</b>		

## Energy



## Cost



Commodity	Common Use	Energy Use	Energy Use / Area	Total Cost	Cost / Unit	Cost / Area
Place: [RIVERA] RIVERA 156 [BUILDING]						
Area: 77,562 SqFt						
Billing Period: Nov 2021						
ELECTRIC	36,192.00 kWh	123,487 KBtu	1.592 KBtu/SqFt	\$5,668.88	\$0.157 /kWh	\$0.073 /SqFt
NATURALGAS	136.00 CCF	14,008 KBtu	0.181 KBtu/SqFt	\$501.07	\$3.684 /CCF	\$0.006 /SqFt
SEWER	44.00 CCF			\$443.17	\$10.072 /CCF	\$0.006 /SqFt
WATER	323.00 CCF			\$2,175.13	\$6.734 /CCF	\$0.028 /SqFt
<b>Totals:</b>		<b>137,495 KBtu</b>	<b>1.773 KBtu/SqFt</b>	<b>\$8,788.25</b>		

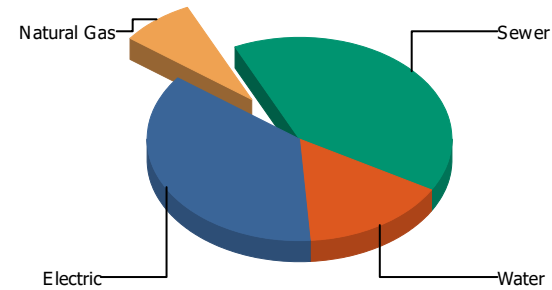
## Energy

Electric



Electric	100.0%
Natural Gas	0.0%
Sewer	0.0%
Water	0.0%
<b>Total:</b>	<b>100.0%</b>

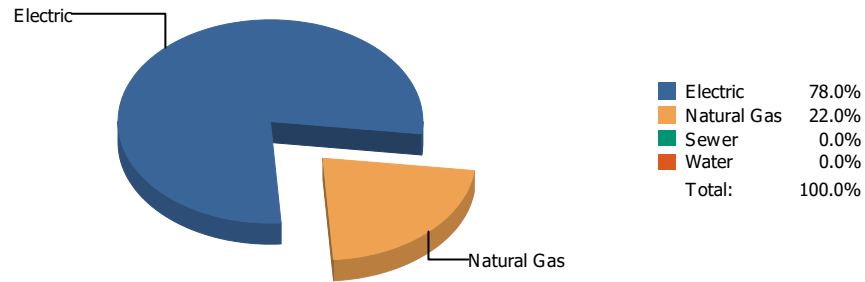
## Cost



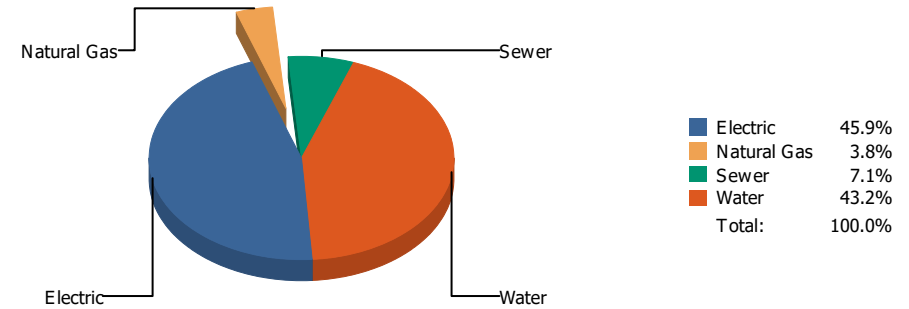
Electric	36.4%
Natural Gas	7.9%
Sewer	40.2%
Water	15.5%
<b>Total:</b>	<b>100.0%</b>

Commodity	Common Use	Energy Use	Energy Use / Area	Total Cost	Cost / Unit	Cost / Area
Place: [ROBERTS] ROBERTS 136 [BUILDING]						
Area: 81,457 SqFt						
Billing Period: Nov 2021						
ELECTRIC	7,640.00 kWh	26,068 KBtu	0.320 KBtu/SqFt	\$898.36	\$0.118 /kWh	\$0.011 /SqFt
NATURALGAS	0.00 CCF	0 KBtu	0.000 KBtu/SqFt	\$194.75	\$0.000 /CCF	\$0.002 /SqFt
SEWER	343.00 CCF			\$993.08	\$2.895 /CCF	\$0.012 /SqFt
WATER	56.00 CCF			\$382.83	\$6.836 /CCF	\$0.005 /SqFt
<b>Totals:</b>		<b>26,068 KBtu</b>	<b>0.320 KBtu/SqFt</b>	<b>\$2,469.02</b>		

## Energy



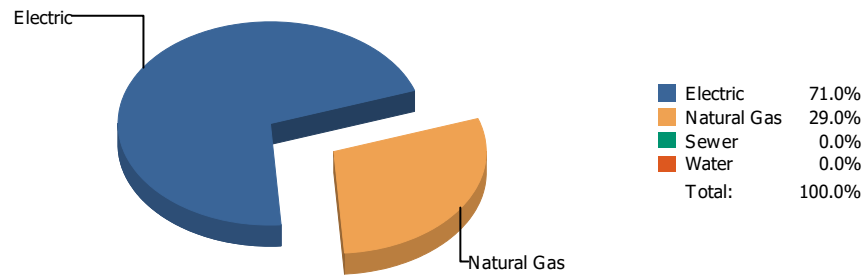
## Cost



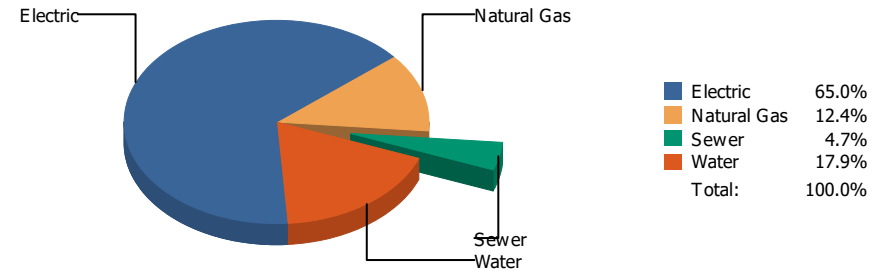
Commodity	Common Use	Energy Use	Energy Use / Area	Total Cost	Cost / Unit	Cost / Area
<b>Place: [ROSS] ROSS      042 [BUILDING]</b> <b>Area: 131,497 SqFt</b> <b>Billing Period: Nov 2021</b>						
ELECTRIC	44,135.00 kWh	150,589 KBtu	1.145 KBtu/SqFt	\$6,365.42	\$0.144 /kWh	\$0.048 /SqFt
NATURALGAS	412.00 CCF	42,436 KBtu	0.323 KBtu/SqFt	\$530.71	\$1.288 /CCF	\$0.004 /SqFt
SEWER	336.00 CCF			\$977.68	\$2.910 /CCF	\$0.007 /SqFt
WATER	1,214.00 CCF			\$5,991.35	\$4.935 /CCF	\$0.046 /SqFt
<b>Totals:</b>		<b>193,025 KBtu</b>	<b>1.468 KBtu/SqFt</b>	<b>\$13,865.16</b>		



## Energy

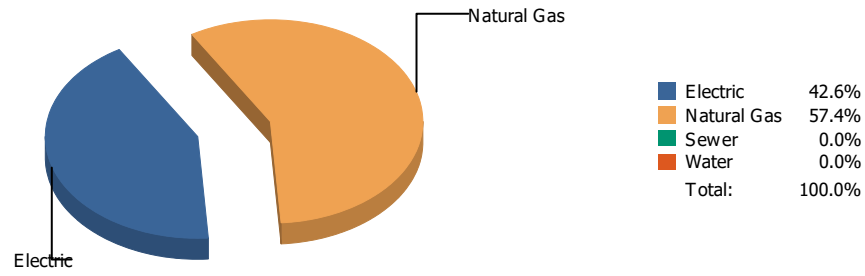


## Cost

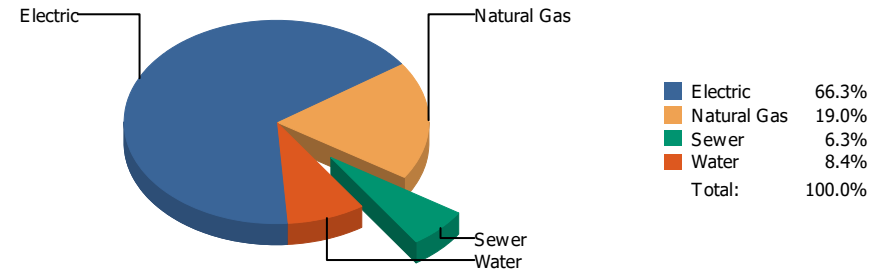


Commodity	Common Use	Energy Use	Energy Use / Area	Total Cost	Cost / Unit	Cost / Area
<b>Place: [RUSK] RUSK      138 [BUILDING]</b> <b>Area: 67,240 SqFt</b> <b>Billing Period: Nov 2021</b>						
ELECTRIC	24,408.00 kWh	83,280 KBtu	1.239 KBtu/SqFt	\$3,468.39	\$0.142 /kWh	\$0.052 /SqFt
NATURALGAS	331.00 CCF	34,093 KBtu	0.507 KBtu/SqFt	\$661.05	\$1.997 /CCF	\$0.010 /SqFt
SEWER	15.00 CCF			\$248.78	\$16.585 /CCF	\$0.004 /SqFt
WATER	143.00 CCF			\$955.97	\$6.685 /CCF	\$0.014 /SqFt
<b>Totals:</b>		<b>117,373 KBtu</b>	<b>1.746 KBtu/SqFt</b>	<b>\$5,334.19</b>		

## Energy



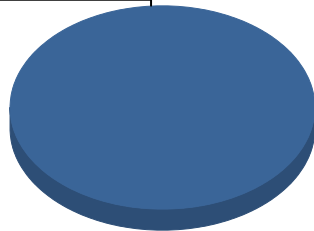
## Cost



Commodity	Common Use	Energy Use	Energy Use / Area	Total Cost	Cost / Unit	Cost / Area
<b>Place: [SAN-JAC] SAN JACINTO 139 [BUILDING]</b> <b>Area: 29,589 SqFt</b> <b>Billing Period: Nov 2021</b>						
ELECTRIC	5,800.00 kWh	19,790 KBtu	0.669 KBtu/SqFt	\$1,421.78	\$0.245 /kWh	\$0.048 /SqFt
NATURALGAS	259.00 CCF	26,677 KBtu	0.902 KBtu/SqFt	\$407.37	\$1.573 /CCF	\$0.014 /SqFt
SEWER	12.00 CCF			\$134.29	\$11.191 /CCF	\$0.005 /SqFt
WATER	25.00 CCF			\$180.31	\$7.212 /CCF	\$0.006 /SqFt
<b>Totals:</b>		<b>46,467 KBtu</b>	<b>1.570 KBtu/SqFt</b>	<b>\$2,143.75</b>		

## Energy

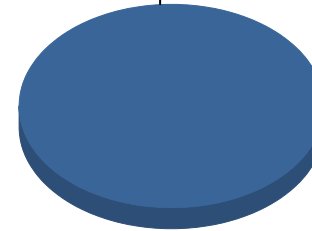
Electric



■ Electric 100.0%  
Total: 100.0%

## Cost

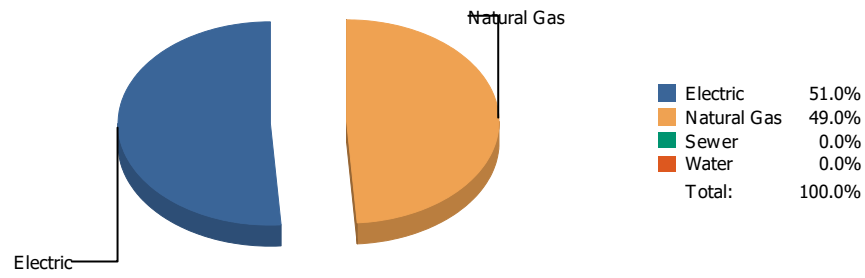
Electric



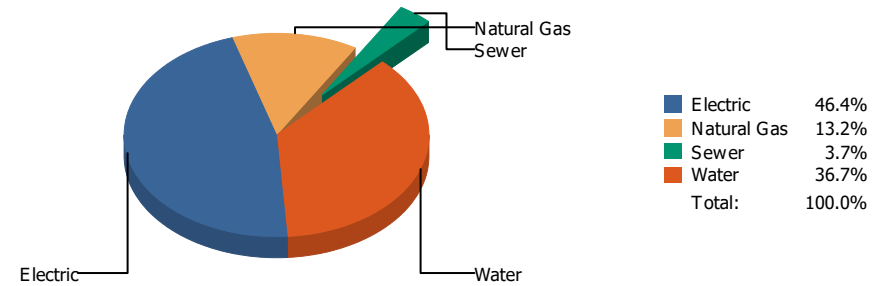
■ Electric 100.0%  
Total: 100.0%

Commodity	Common Use	Energy Use	Energy Use / Area	Total Cost	Cost / Unit	Cost / Area
<b>Place: [SCHUSTER] SCHUSTER      140 [BUILDING]</b> <b>Area: 34,371 SqFt</b> <b>Billing Period: Nov 2021</b>						
ELECTRIC	320.00 kWh	1,092 KBtu	0.032 KBtu/SqFt	\$240.31	\$0.751 /kWh	\$0.007 /SqFt
<b>Totals:</b>		<b>1,092 KBtu</b>	<b>0.032 KBtu/SqFt</b>	<b>\$240.31</b>		

## Energy

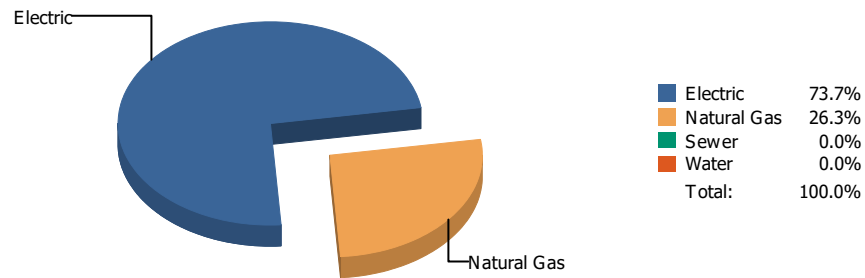


## Cost

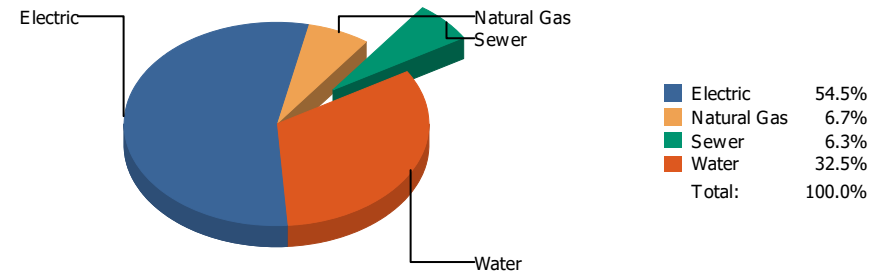


Commodity	Common Use	Energy Use	Energy Use / Area	Total Cost	Cost / Unit	Cost / Area
<b>Place: [STANTON] STANTON      141 [BUILDING]</b> <b>Area: 75,957 SqFt</b> <b>Billing Period: Nov 2021</b>						
ELECTRIC	21,376.00 kWh	72,935 KBtu	0.960 KBtu/SqFt	\$3,291.31	\$0.154 /kWh	\$0.043 /SqFt
NATURALGAS	681.00 CCF	70,143 KBtu	0.923 KBtu/SqFt	\$940.61	\$1.381 /CCF	\$0.012 /SqFt
SEWER	30.00 CCF			\$259.63	\$8.654 /CCF	\$0.003 /SqFt
WATER	391.00 CCF			\$2,607.92	\$6.670 /CCF	\$0.034 /SqFt
<b>Totals:</b>		<b>143,078 KBtu</b>	<b>1.884 KBtu/SqFt</b>	<b>\$7,099.47</b>		

## Energy

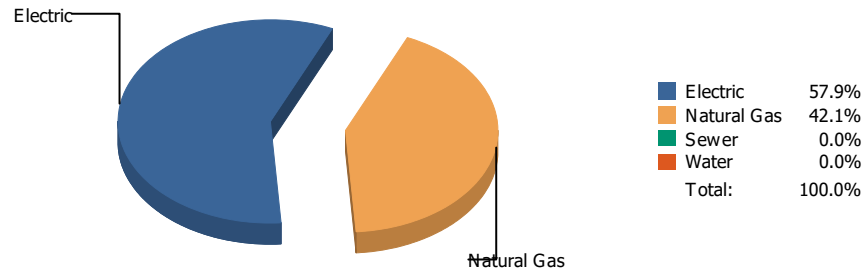


## Cost

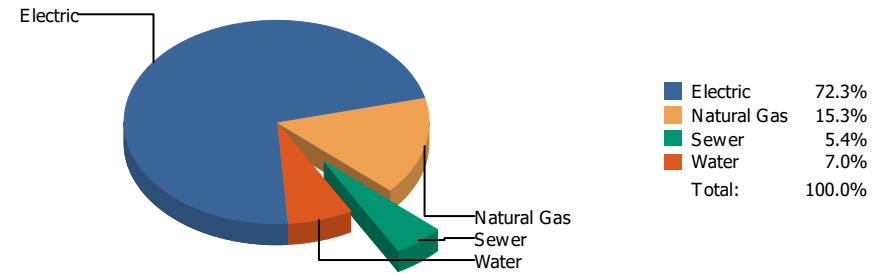


Commodity	Common Use	Energy Use	Energy Use / Area	Total Cost	Cost / Unit	Cost / Area
<b>Place: [SUNRISEMOUNT] SUNRISE MOUNTAIN ELEMENTARY 150 [BUILDING]</b>						
<b>Area: 78,368 SqFt</b>						
<b>Billing Period: Nov 2021</b>						
ELECTRIC	23,650.00 kWh	80,694 KBtu	1.030 KBtu/SqFt	\$3,417.41	\$0.144 /kWh	\$0.044 /SqFt
NATURALGAS	279.00 CCF	28,737 KBtu	0.367 KBtu/SqFt	\$422.25	\$1.513 /CCF	\$0.005 /SqFt
SEWER	32.00 CCF			\$394.62	\$12.332 /CCF	\$0.005 /SqFt
WATER	412.00 CCF			\$2,034.87	\$4.939 /CCF	\$0.026 /SqFt
<b>Totals:</b>		<b>109,431 KBtu</b>	<b>1.396 KBtu/SqFt</b>	<b>\$6,269.15</b>		

## Energy

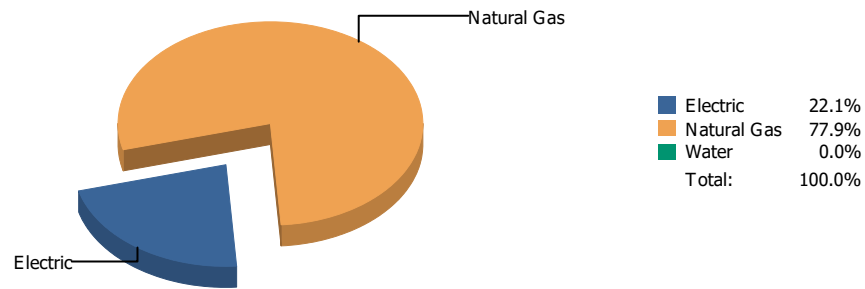


## Cost

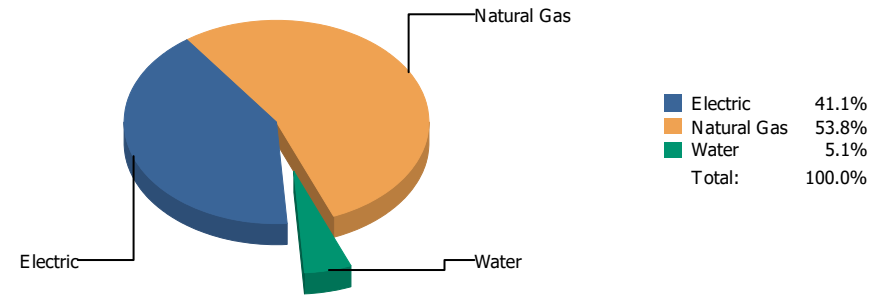


Commodity	Common Use	Energy Use	Energy Use / Area	Total Cost	Cost / Unit	Cost / Area
<b>Place: [SUNSET-HIGH_1] TECHNOLOGY SERVICES [BUILDING]</b>						
<b>Area: 33,263 SqFt</b>						
<b>Billing Period: Nov 2021</b>						
ELECTRIC	15,800.00 kWh	53,910 KBtu	1.621 KBtu/SqFt	\$2,396.25	\$0.152 /kWh	\$0.072 /SqFt
NATURALGAS	381.00 CCF	39,243 KBtu	1.180 KBtu/SqFt	\$506.99	\$1.331 /CCF	\$0.015 /SqFt
SEWER	32.00 CCF			\$178.29	\$5.572 /CCF	\$0.005 /SqFt
WATER	46.00 CCF			\$230.71	\$5.015 /CCF	\$0.007 /SqFt
<b>Totals:</b>		<b>93,153 KBtu</b>	<b>2.800 KBtu/SqFt</b>	<b>\$3,312.24</b>		

## Energy

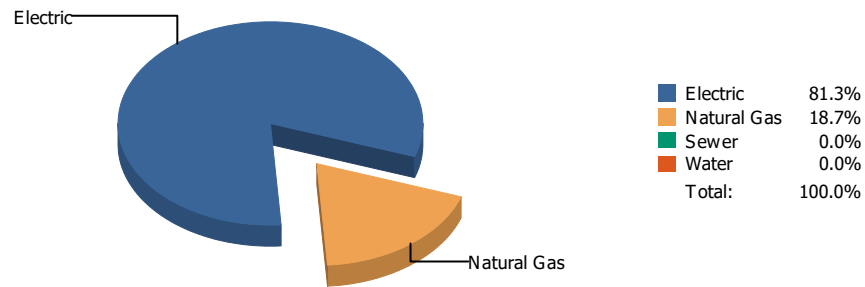


## Cost

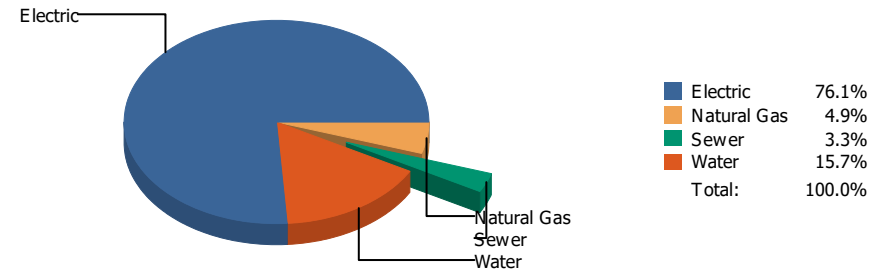


Commodity	Common Use	Energy Use	Energy Use / Area	Total Cost	Cost / Unit	Cost / Area
<b>Place: [TERRACE] TERRACE HILLS 048 [BUILDING]</b> <b>Area: 138,021 SqFt</b> <b>Billing Period: Nov 2021</b>						
ELECTRIC	4,650.00 kWh	15,866 KBtu	0.115 KBtu/SqFt	\$487.77	\$0.105 /kWh	\$0.004 /SqFt
NATURALGAS	544.00 CCF	56,032 KBtu	0.406 KBtu/SqFt	\$637.59	\$1.172 /CCF	\$0.005 /SqFt
WATER	0.00 CCF			\$60.68	\$0.000 /CCF	\$0.000 /SqFt
<b>Totals:</b>		<b>71,898 KBtu</b>	<b>0.521 KBtu/SqFt</b>	<b>\$1,186.04</b>		

## Energy



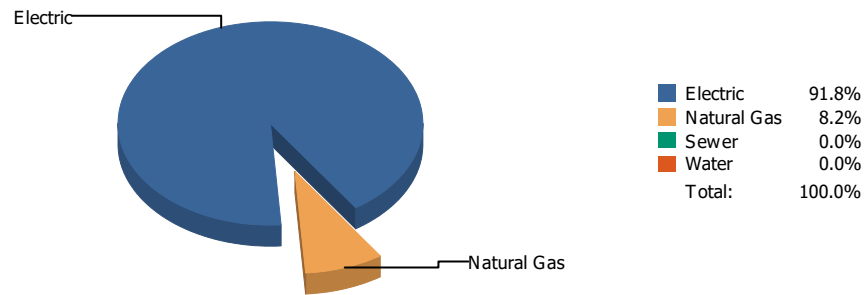
## Cost



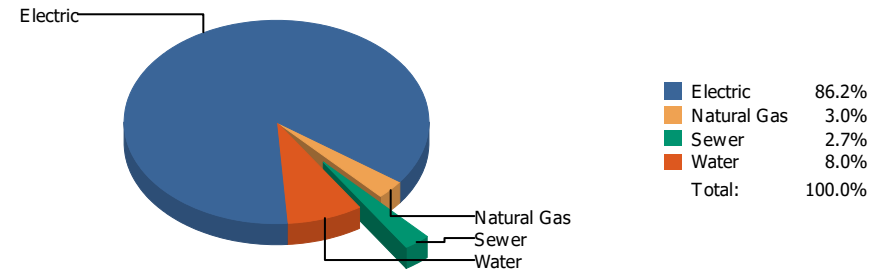
Commodity	Common Use	Energy Use	Energy Use / Area	Total Cost	Cost / Unit	Cost / Area
<b>Place: [TIPPENELEMENTARY] TIPPIN ELEMENTARY 168 [BUILDING]</b>						
<b>Area: 88,360 SqFt</b>						
<b>Billing Period: Nov 2021</b>						
ELECTRIC	69,120.00 kWh	235,837 KBtu	2.669 KBtu/SqFt	\$9,810.80	\$0.142 /kWh	\$0.111 /SqFt
NATURALGAS	525.00 CCF	54,075 KBtu	0.612 KBtu/SqFt	\$625.07	\$1.191 /CCF	\$0.007 /SqFt
SEWER	85.00 CCF			\$425.48	\$5.006 /CCF	\$0.005 /SqFt
WATER	387.00 CCF			\$2,024.74	\$5.232 /CCF	\$0.023 /SqFt
<b>Totals:</b>		<b>289,912 KBtu</b>	<b>3.281 KBtu/SqFt</b>	<b>\$12,886.09</b>		



## Energy

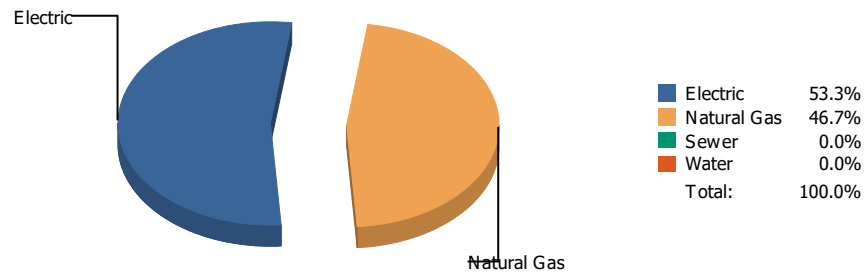


## Cost

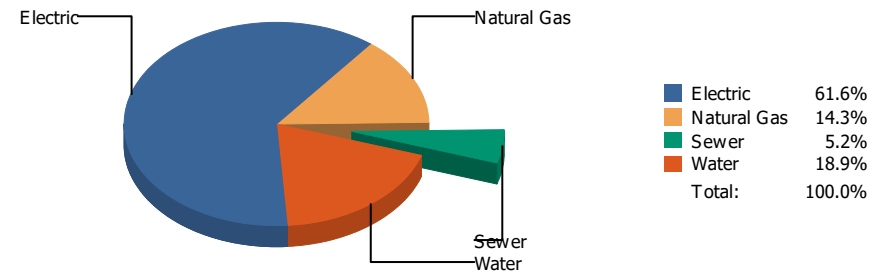


Commodity	Common Use	Energy Use	Energy Use / Area	Total Cost	Cost / Unit	Cost / Area
Place: [TOMLEA_2] TOM LEA 178 [BUILDING]						
Area: 88,828 SqFt						
Billing Period: Nov 2021						
ELECTRIC	76,960.00 kWh	262,588 KBtu	2.956 KBtu/SqFt	\$11,014.39	\$0.143 /kWh	\$0.124 /SqFt
NATURALGAS	228.00 CCF	23,484 KBtu	0.264 KBtu/SqFt	\$380.64	\$1.669 /CCF	\$0.004 /SqFt
SEWER	50.00 CCF			\$348.48	\$6.970 /CCF	\$0.004 /SqFt
WATER	179.00 CCF			\$1,027.46	\$5.740 /CCF	\$0.011 /SqFt
<b>Totals:</b>		<b>286,072 KBtu</b>	<b>3.221 KBtu/SqFt</b>	<b>\$12,770.97</b>		

## Energy

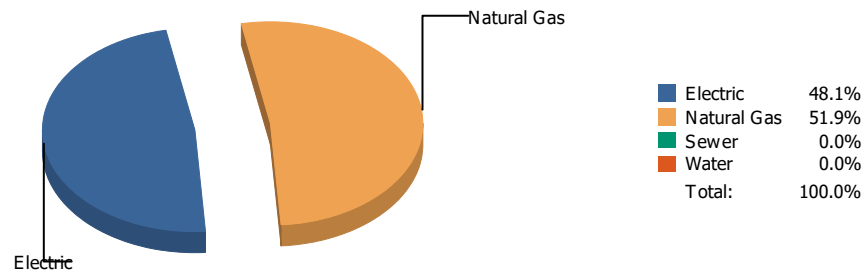


## Cost

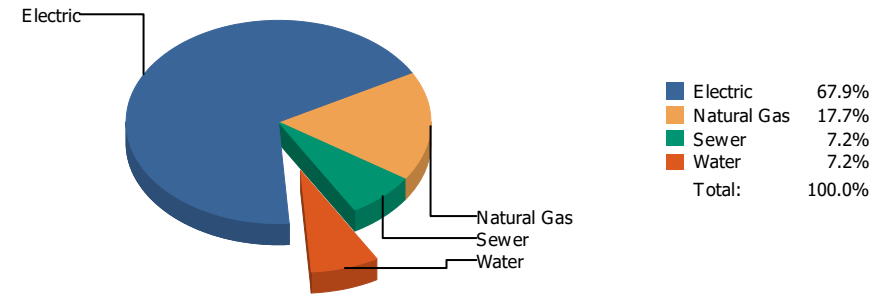


Commodity	Common Use	Energy Use	Energy Use / Area	Total Cost	Cost / Unit	Cost / Area
Place: [TRAVIS] TRAVIS 143 [BUILDING]						
Area: 78,925 SqFt						
Billing Period: Nov 2021						
ELECTRIC	21,604.00 kWh	73,713 KBtu	0.934 KBtu/SqFt	\$3,049.15	\$0.141 /kWh	\$0.039 /SqFt
NATURALGAS	627.00 CCF	64,581 KBtu	0.818 KBtu/SqFt	\$706.45	\$1.127 /CCF	\$0.009 /SqFt
SEWER	29.00 CCF			\$257.43	\$8.877 /CCF	\$0.003 /SqFt
WATER	266.00 CCF			\$938.10	\$3.527 /CCF	\$0.012 /SqFt
<b>Totals:</b>		<b>138,294 KBtu</b>	<b>1.752 KBtu/SqFt</b>	<b>\$4,951.13</b>		

## Energy

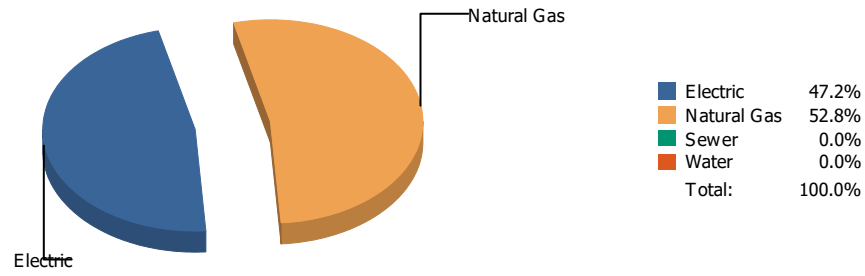


## Cost

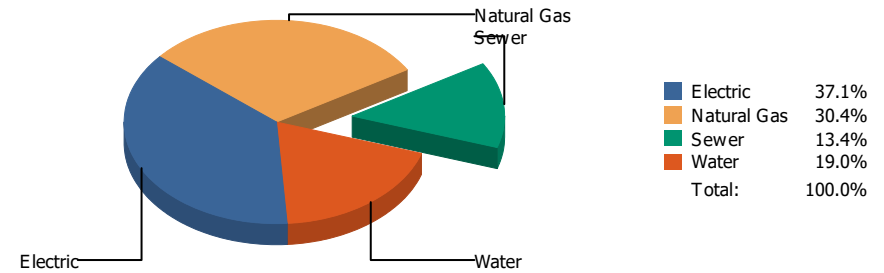


Commodity	Common Use	Energy Use	Energy Use / Area	Total Cost	Cost / Unit	Cost / Area
<b>Place: [VILAS] VILAS      144 [BUILDING]</b> <b>Area: 66,992 SqFt</b> <b>Billing Period: Nov 2021</b>						
ELECTRIC	33,406.00 kWh	113,981 KBtu	1.701 KBtu/SqFt	\$5,973.84	\$0.179 /kWh	\$0.089 /SqFt
NATURALGAS	1,193.00 CCF	122,879 KBtu	1.834 KBtu/SqFt	\$1,552.81	\$1.302 /CCF	\$0.023 /SqFt
SEWER	92.00 CCF			\$633.96	\$6.891 /CCF	\$0.009 /SqFt
WATER	102.00 CCF			\$631.40	\$6.190 /CCF	\$0.009 /SqFt
<b>Totals:</b>		<b>236,860 KBtu</b>	<b>3.536 KBtu/SqFt</b>	<b>\$8,792.01</b>		

## Energy



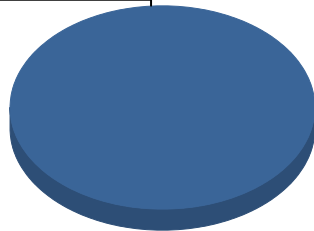
## Cost



Commodity	Common Use	Energy Use	Energy Use / Area	Total Cost	Cost / Unit	Cost / Area
<b>Place: [WAINWRIG] WAINWRIGHT 145 [BUILDING]</b> <b>Area: 38,227 SqFt</b> <b>Billing Period: Nov 2021</b>						
ELECTRIC	6,050.00 kWh	20,643 KBtu	0.540 KBtu/SqFt	\$699.25	\$0.116 /kWh	\$0.018 /SqFt
NATURALGAS	224.00 CCF	23,072 KBtu	0.604 KBtu/SqFt	\$572.13	\$2.554 /CCF	\$0.015 /SqFt
SEWER	12.00 CCF			\$253.18	\$21.098 /CCF	\$0.007 /SqFt
WATER	49.00 CCF			\$358.22	\$7.311 /CCF	\$0.009 /SqFt
<b>Totals:</b>		<b>43,715 KBtu</b>	<b>1.144 KBtu/SqFt</b>	<b>\$1,882.78</b>		

## Energy

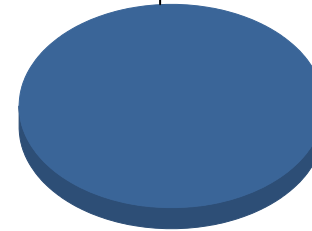
Electric



■ Electric 100.0%  
Total: 100.0%

## Cost

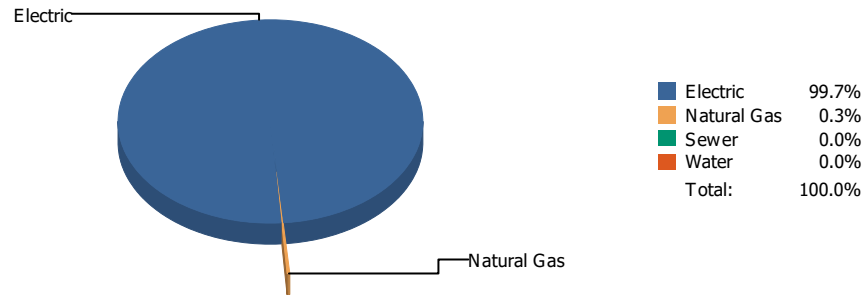
Electric



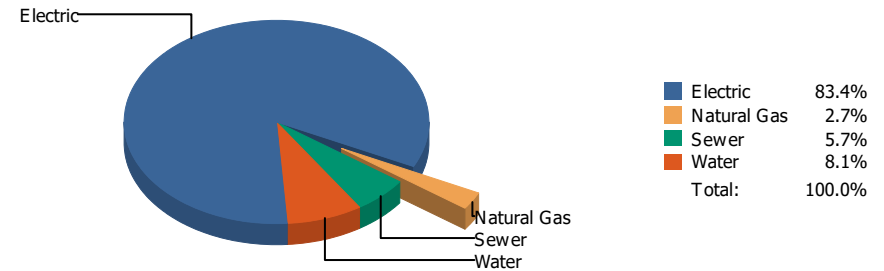
■ Electric 100.0%  
Total: 100.0%

Commodity	Common Use	Energy Use	Energy Use / Area	Total Cost	Cost / Unit	Cost / Area
Place: [WESTSIDE] WESTSIDE TRANSPORTATION 951 [BUILDING]						
Area: 4,040 SqFt						
Billing Period: Nov 2021						
ELECTRIC	2,626.00 kWh	8,960 KBtu	2.218 KBtu/SqFt	\$365.96	\$0.139 /kWh	\$0.091 /SqFt
<b>Totals:</b>		<b>8,960 KBtu</b>	<b>2.218 KBtu/SqFt</b>	<b>\$365.96</b>		

## Energy

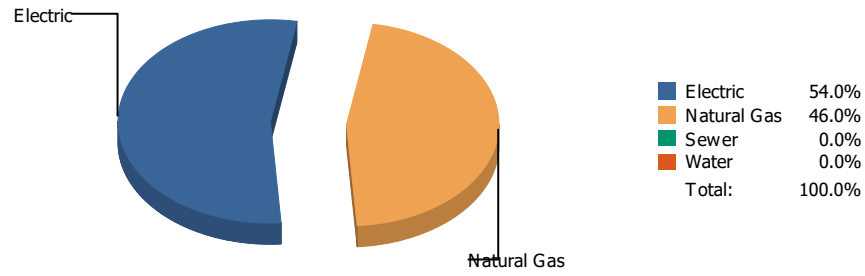


## Cost

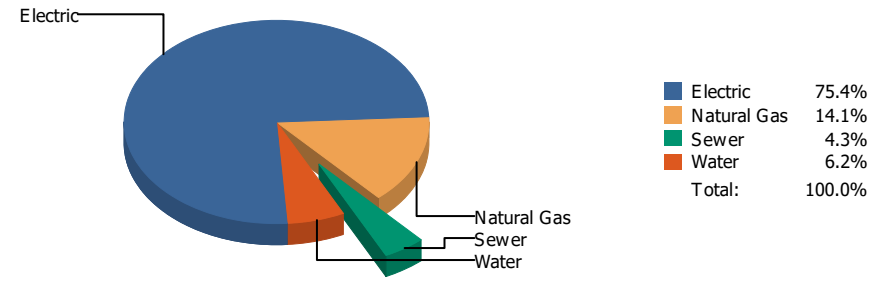


Commodity	Common Use	Energy Use	Energy Use / Area	Total Cost	Cost / Unit	Cost / Area
<b>Place: [W-HILLS] WESTERN HILLS      146 [BUILDING]</b> <b>Area: 77,753 SqFt</b> <b>Billing Period: Nov 2021</b>						
ELECTRIC	38,400.00 kWh	131,021 KBtu	1.685 KBtu/SqFt	\$6,008.36	\$0.156 /kWh	\$0.077 /SqFt
NATURALGAS	4.00 CCF	412 KBtu	0.005 KBtu/SqFt	\$198.02	\$49.505 /CCF	\$0.003 /SqFt
SEWER	20.00 CCF			\$411.31	\$20.566 /CCF	\$0.005 /SqFt
WATER	77.00 CCF			\$583.21	\$7.574 /CCF	\$0.007 /SqFt
<b>Totals:</b>		<b>131,433 KBtu</b>	<b>1.690 KBtu/SqFt</b>	<b>\$7,200.90</b>		

## Energy

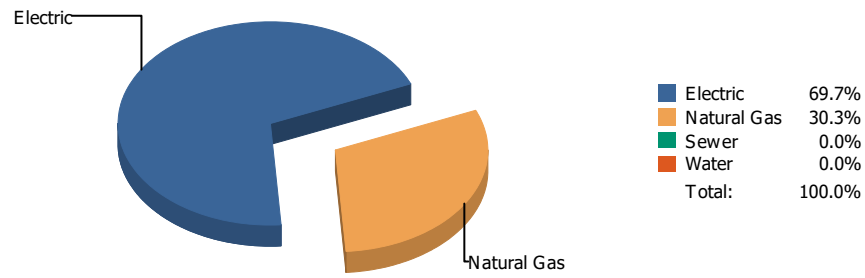


## Cost

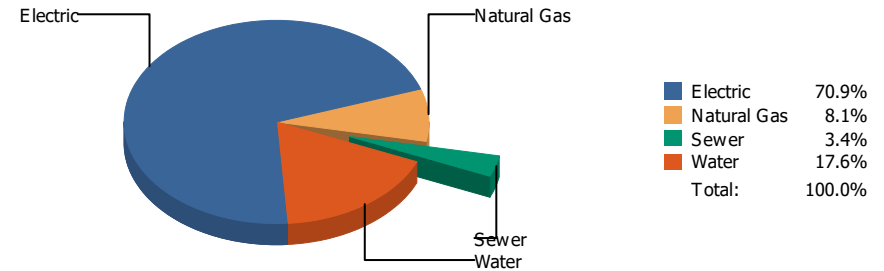


Commodity	Common Use	Energy Use	Energy Use / Area	Total Cost	Cost / Unit	Cost / Area
<b>Place: [WHITAKER] WHITAKER      153 [BUILDING]</b> <b>Area: 89,458 SqFt</b> <b>Billing Period: Nov 2021</b>						
ELECTRIC	48,600.00 kWh	165,823 KBtu	1.854 KBtu/SqFt	\$6,894.75	\$0.142 /kWh	\$0.077 /SqFt
NATURALGAS	1,370.00 CCF	141,110 KBtu	1.577 KBtu/SqFt	\$1,293.20	\$0.944 /CCF	\$0.014 /SqFt
SEWER	20.00 CCF			\$390.37	\$19.519 /CCF	\$0.004 /SqFt
WATER	73.00 CCF			\$566.00	\$7.753 /CCF	\$0.006 /SqFt
<b>Totals:</b>		<b>306,933 KBtu</b>	<b>3.431 KBtu/SqFt</b>	<b>\$9,144.32</b>		

## Energy



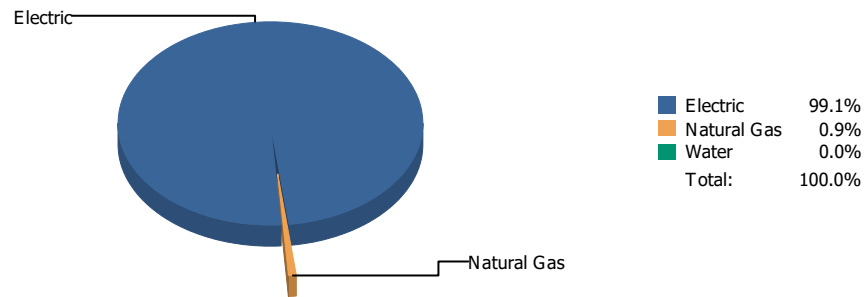
## Cost



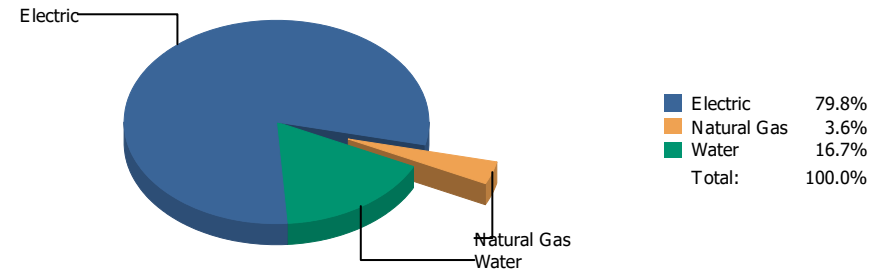
Commodity	Common Use	Energy Use	Energy Use / Area	Total Cost	Cost / Unit	Cost / Area
<b>Place: [WHITE] ZACH WHITE ELEMENTARY NEW-1997 [BUILDING]</b>						
<b>Area: 92,458 SqFt</b>						
<b>Billing Period: Nov 2021</b>						
ELECTRIC	40,200.00 kWh	137,162 KBtu	1.484 KBtu/SqFt	\$7,500.39	\$0.187 /kWh	\$0.081 /SqFt
NATURALGAS	578.00 CCF	59,534 KBtu	0.644 KBtu/SqFt	\$862.28	\$1.492 /CCF	\$0.009 /SqFt
SEWER	64.00 CCF			\$356.58	\$5.572 /CCF	\$0.004 /SqFt
WATER	486.00 CCF			\$1,861.97	\$3.831 /CCF	\$0.020 /SqFt
<b>Totals:</b>		<b>196,696 KBtu</b>	<b>2.127 KBtu/SqFt</b>	<b>\$10,581.22</b>		



## Energy



## Cost



Commodity	Common Use	Energy Use	Energy Use / Area	Total Cost	Cost / Unit	Cost / Area
<b>Place: [WIGGS] WIGGS      052 [BUILDING]</b> <b>Area: 110,689 SqFt</b> <b>Billing Period: Nov 2021</b>						
ELECTRIC	31,680.00 kWh	108,092 KBtu	0.977 KBtu/SqFt	\$4,525.33	\$0.143 /kWh	\$0.041 /SqFt
NATURALGAS	9.00 CCF	927 KBtu	0.008 KBtu/SqFt	\$202.13	\$22.459 /CCF	\$0.002 /SqFt
WATER	191.00 CCF			\$945.16	\$4.948 /CCF	\$0.009 /SqFt
<b>Totals:</b>		<b>109,019 KBtu</b>	<b>0.985 KBtu/SqFt</b>	<b>\$5,672.62</b>		

## Energy

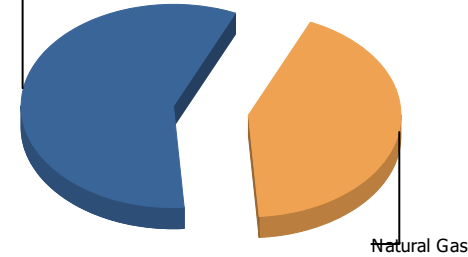
Electric



■ Electric 100.0%  
 ■ Natural Gas 0.0%  
 Total: 100.0%

## Cost

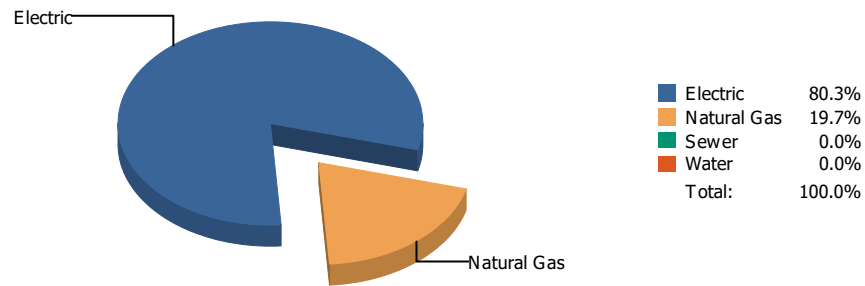
Electric



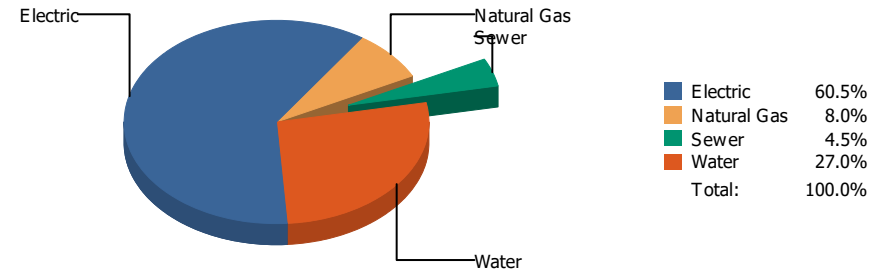
■ Electric 57.9%  
 ■ Natural Gas 42.1%  
 Total: 100.0%

Commodity	Common Use	Energy Use	Energy Use / Area	Total Cost	Cost / Unit	Cost / Area
Place: [ZANEGREYWAREHOUSE] ZANE GREY WAREHOUSE [BUILDING]						
Area: 0 SqFt						
Billing Period: Nov 2021						
ELECTRIC	1,186.00 kWh	4,047 KBtu		\$267.99	\$0.226 /kWh	
NATURALGAS	0.00 CCF	0 KBtu		\$194.75	\$0.000 /CCF	
<b>Totals:</b>		<b>4,047 KBtu</b>		<b>\$462.74</b>		

## Energy



## Cost



Commodity	Common Use	Energy Use	Energy Use / Area	Total Cost	Cost / Unit	Cost / Area
<b>Place: [ZAVALA] ZAVALA      148 [BUILDING]</b> <b>Area: 53,356 SqFt</b> <b>Billing Period: Nov 2021</b>						
ELECTRIC	18,695.00 kWh	63,787 KBtu	1.196 KBtu/SqFt	\$2,410.79	\$0.129 /kWh	\$0.045 /SqFt
NATURALGAS	152.00 CCF	15,656 KBtu	0.293 KBtu/SqFt	\$319.45	\$2.102 /CCF	\$0.006 /SqFt
SEWER	32.00 CCF			\$178.29	\$5.572 /CCF	\$0.003 /SqFt
WATER	180.00 CCF			\$1,076.41	\$5.980 /CCF	\$0.020 /SqFt
<b>Totals:</b>		<b>79,443 KBtu</b>	<b>1.489 KBtu/SqFt</b>	<b>\$3,984.94</b>		

**Requested by:** eagarci2

**Client version:**

**Report version:** 9

**Filters:** Meters in Building Name: Not one of ZACH WHITE MODULAR SCHOOL 147;START SCHOOL EARLY 1 DAY VALUE;STADIUM RATE CHANGES;SKY PARK IB1;SKY PARK I 200;SKY PARK;ROOSEVELT 137;REMCON COTTAGES;PARKDALE COTTAGES 957;NORTHEAST BOOK DEPOSITORY 814;NEW COMPUTERS SINCE JUNE 1990;Lighting;HERCULES COTTAGES 141A;CANYON HILLS PORTABLES;Butterfield Trail Warehouse;BRANON COTTAGES 955 ;BLUE FLAME BLDG.;BARCELONA COTTAGES;ALL REFUNDS AND REBATES; ; Bill is Void Equals 0; Account is Active Equals 1; Bill is from External Vendor Equals 1; ; Billing Period Equals Nov 2021

**Record count:** 0