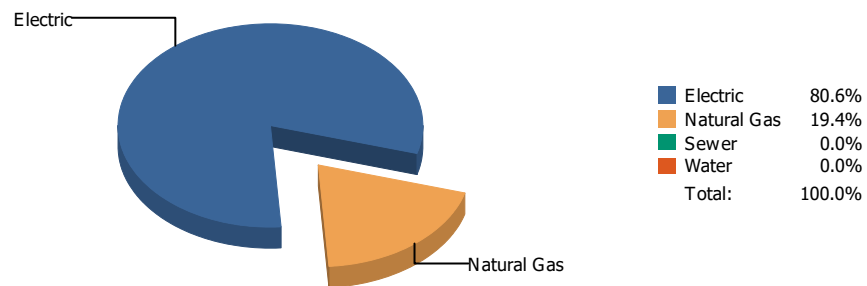
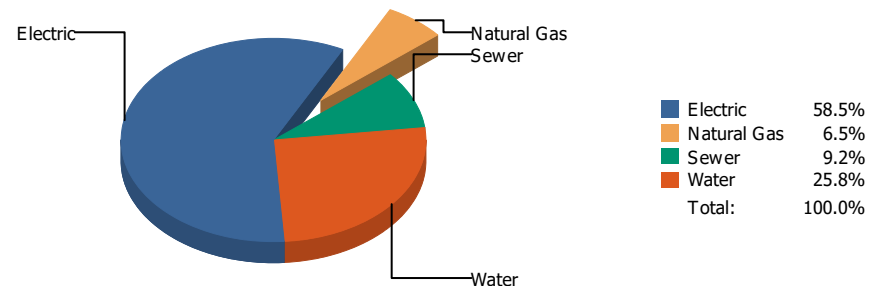


### Energy



### Cost

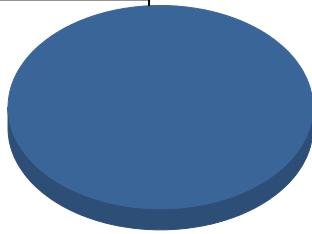


Commodity	Common Use	Energy Use	Energy Use / Area	Total Cost	Cost / Unit	Cost / Area
<b>Place Summary Report</b>						
<b>Area: 10,367,008 ft<sup>2</sup></b>						
<b>Billing Period: May 2024</b>						
ELECTRIC	5,004,024.00 kWh	17,073,730 Kbtu	1.557 Kbtu/ft <sup>2</sup>	\$629,769.69	\$0.126 /kWh	\$0.058 /ft <sup>2</sup>
NATURALGAS	39,705.00 CCF	4,113,438 Kbtu	0.389 Kbtu/ft <sup>2</sup>	\$70,060.07	\$1.765 /CCF	\$0.007 /ft <sup>2</sup>
SEWER	12,056.00 CCF			\$98,796.68	\$8.195 /CCF	\$0.009 /ft <sup>2</sup>
WATER	42,798.00 CCF			\$277,306.65	\$6.479 /CCF	\$0.026 /ft <sup>2</sup>
<b>Totals:</b>		<b>21,187,168 Kbtu</b>	<b>1.946 Kbtu/ft<sup>2</sup></b>	<b>\$1,075,933.09</b>		

\* Please note per area calculations only include buildings with a floor area greater than 0.

Energy

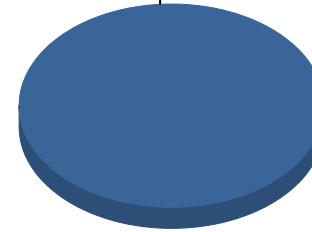
Electric



■ Electric 100.0%  
Total: 100.0%

Cost

Electric

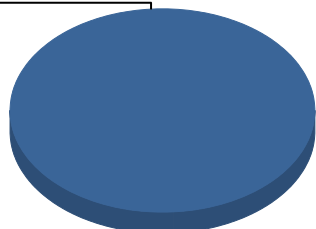


■ Electric 100.0%  
Total: 100.0%

Commodity	Common Use	Energy Use	Energy Use / Area	Total Cost	Cost / Unit	Cost / Area
<b>Place: [ALAMO] ALAMO      101 [BUILDING]</b>						
<b>Area: 58,978 ft<sup>2</sup></b>						
<b>Billing Period: May 2024</b>						
ELECTRIC	2,806.00 kWh	9,574 Kbtu	0.162 Kbtu/ft <sup>2</sup>	\$309.17	\$0.110 /kWh	\$0.005 /ft <sup>2</sup>
<b>Totals:</b>		<b>9,574 Kbtu</b>	<b>0.162 Kbtu/ft<sup>2</sup></b>	<b>\$309.17</b>		

**Energy**


Electric



■ Electric 100.0%  
 ■ Water 0.0%  
 Total: 100.0%

**Cost**

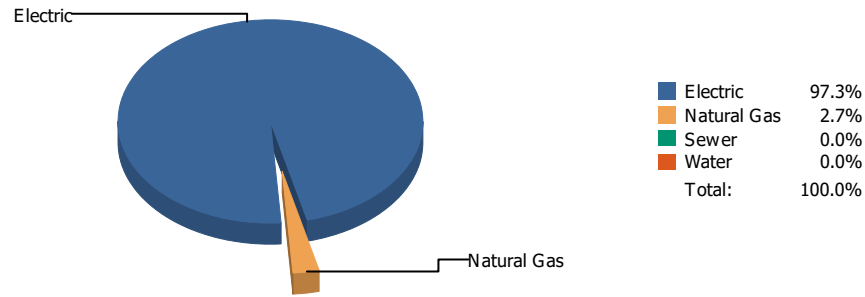
Electric



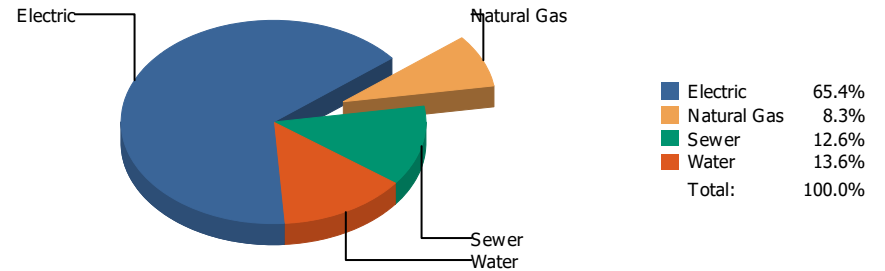
■ Electric 87.5%  
 ■ Water 12.5%  
 Total: 100.0%

Commodity	Common Use	Energy Use	Energy Use / Area	Total Cost	Cost / Unit	Cost / Area
<b>Place: [ALTA] ALTA VISTA 102 [BUILDING]</b>						
<b>Area: 68,463 ft<sup>2</sup></b>						
<b>Billing Period: May 2024</b>						
ELECTRIC	3,570.00 kWh	12,181 Kbtu	0.178 Kbtu/ft <sup>2</sup>	\$346.40	\$0.097 /kWh	\$0.005 /ft <sup>2</sup>
WATER	0.00 CCF			\$49.31	\$0.000 /CCF	\$0.001 /ft <sup>2</sup>
<b>Totals:</b>		<b>12,181 Kbtu</b>	<b>0.178 Kbtu/ft<sup>2</sup></b>	<b>\$395.71</b>		

### Energy

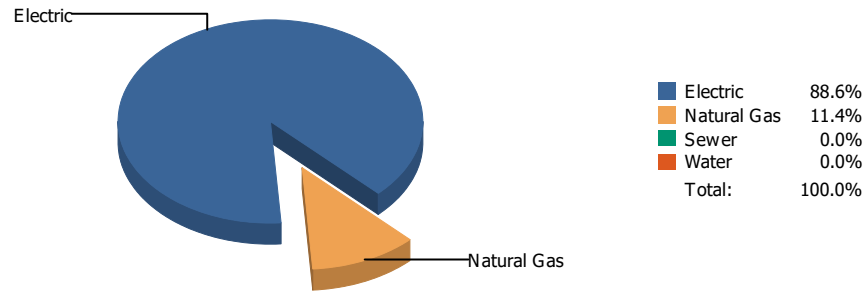


### Cost

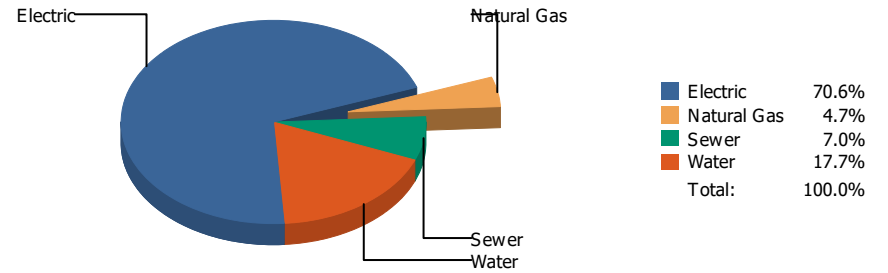


Commodity	Common Use	Energy Use	Energy Use / Area	Total Cost	Cost / Unit	Cost / Area
<b>Place: [ADDRESS] ANDRESS HIGH SCHOOL 001 [BUILDING]</b>						
<b>Area: 266,968 ft<sup>2</sup></b>						
<b>Billing Period: May 2024</b>						
ELECTRIC	147,554.00 kWh	503,454 Kbtu	1.886 Kbtu/ft <sup>2</sup>	\$20,638.61	\$0.140 /kWh	\$0.077 /ft <sup>2</sup>
NATURALGAS	137.00 CCF	14,193 Kbtu	0.053 Kbtu/ft <sup>2</sup>	\$2,632.92	\$19.218 /CCF	\$0.009 /ft <sup>2</sup>
SEWER	606.00 CCF			\$3,982.58	\$6.572 /CCF	\$0.015 /ft <sup>2</sup>
WATER	886.00 CCF			\$4,305.50	\$4.859 /CCF	\$0.016 /ft <sup>2</sup>
<b>Totals:</b>		<b>517,647 Kbtu</b>	<b>1.939 Kbtu/ft<sup>2</sup></b>	<b>\$31,559.61</b>		

**Energy**

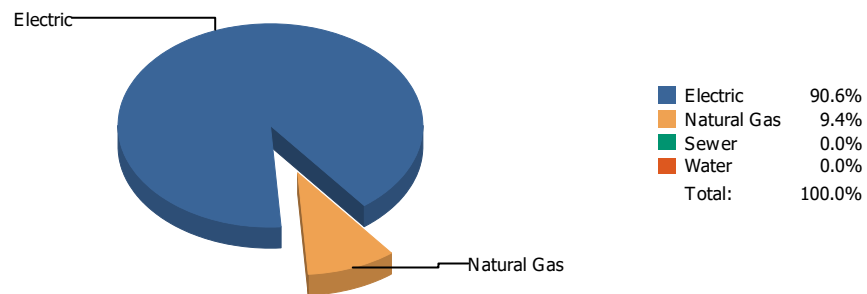


**Cost**

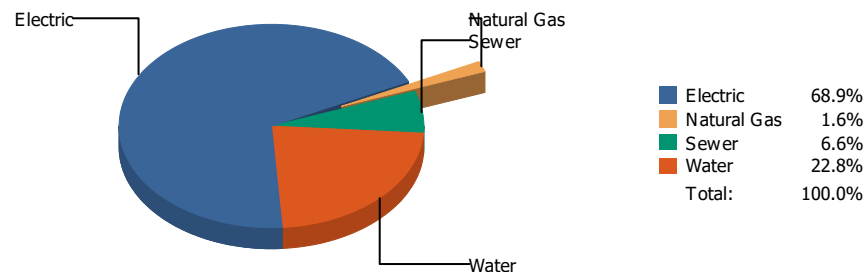


Commodity	Common Use	Energy Use	Energy Use / Area	Total Cost	Cost / Unit	Cost / Area
<b>Place: [AOY] AOY ELEMENTARY SCHOOL 103 [BUILDING]</b>						
<b>Area: 105,486 ft<sup>2</sup></b>						
<b>Billing Period: May 2024</b>						
ELECTRIC	53,604.00 kWh	182,897 Kbtu	1.734 Kbtu/ft <sup>2</sup>	\$9,039.58	\$0.169 /kWh	\$0.086 /ft <sup>2</sup>
NATURALGAS	228.00 CCF	23,621 Kbtu	0.224 Kbtu/ft <sup>2</sup>	\$599.05	\$2.627 /CCF	\$0.006 /ft <sup>2</sup>
SEWER	39.00 CCF			\$898.67	\$23.043 /CCF	\$0.008 /ft <sup>2</sup>
WATER	219.00 CCF			\$2,271.01	\$10.370 /CCF	\$0.021 /ft <sup>2</sup>
<b>Totals:</b>		<b>206,518 Kbtu</b>	<b>1.958 Kbtu/ft<sup>2</sup></b>	<b>\$12,808.31</b>		

### Energy

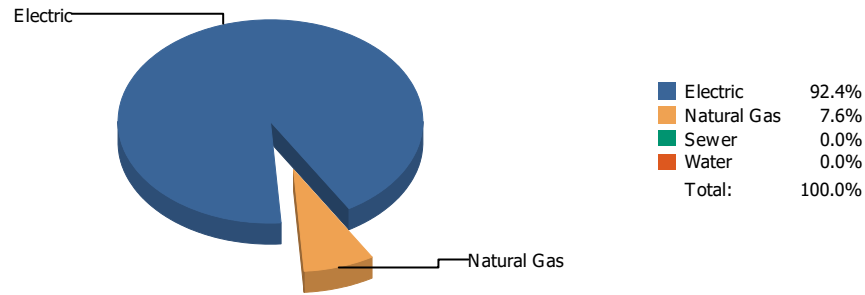


### Cost

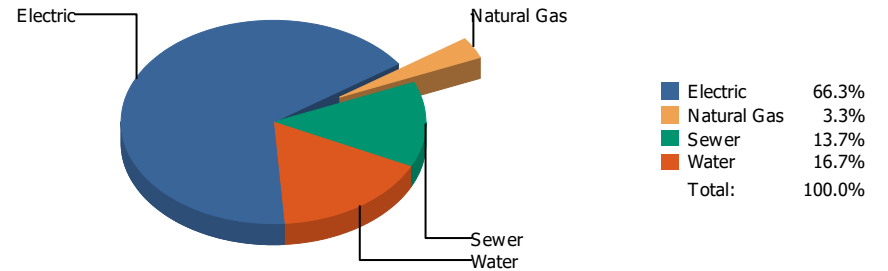


Commodity	Common Use	Energy Use	Energy Use / Area	Total Cost	Cost / Unit	Cost / Area
<b>Place: [ARCHIE_DURAN-ELE] ARCHIE DURAN ELEMENTARY SCHOOL [BUILDING]</b>						
<b>Area: 0 ft<sup>2</sup></b>						
<b>Billing Period: May 2024</b>						
ELECTRIC	65,081.00 kWh	222,056 Kbtu		\$8,302.00	\$0.128 /kWh	
NATURALGAS	223.00 CCF	23,103 Kbtu		\$198.49	\$0.890 /CCF	
SEWER	50.00 CCF			\$800.82	\$16.016 /CCF	
WATER	321.00 CCF			\$2,747.13	\$8.558 /CCF	
<b>Totals:</b>		<b>245,159 Kbtu</b>		<b>\$12,048.44</b>		

**Energy**

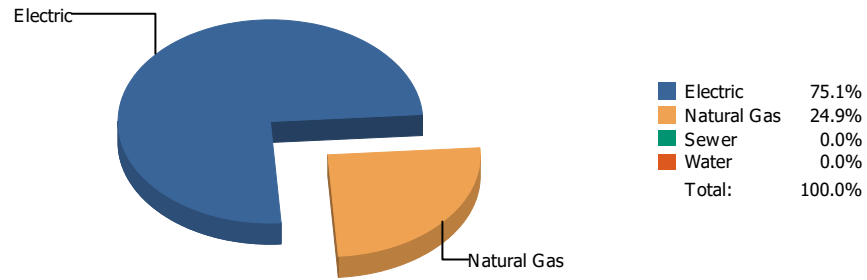


**Cost**

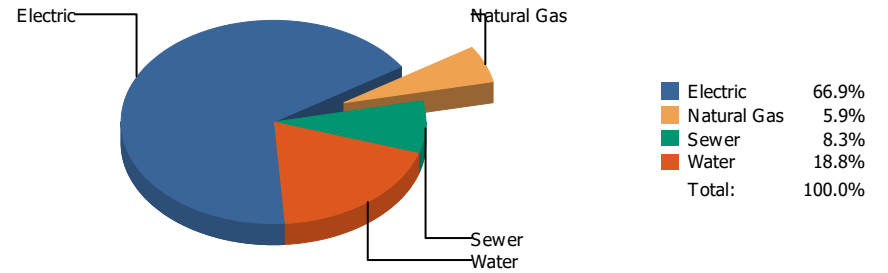


Commodity	Common Use	Energy Use	Energy Use / Area	Total Cost	Cost / Unit	Cost / Area
<b>Place: [AUSTIN] AUSTIN HIGH SCHOOL 002 [BUILDING]</b>						
<b>Area: 269,216 ft<sup>2</sup></b>						
<b>Billing Period: May 2024</b>						
ELECTRIC	159,974.00 kWh	545,831 Kbtu	2.027 Kbtu/ft <sup>2</sup>	\$18,841.93	\$0.118 /kWh	\$0.070 /ft <sup>2</sup>
NATURALGAS	433.00 CCF	44,859 Kbtu	0.167 Kbtu/ft <sup>2</sup>	\$952.50	\$2.200 /CCF	\$0.003 /ft <sup>2</sup>
SEWER	548.00 CCF			\$3,894.84	\$7.107 /CCF	\$0.014 /ft <sup>2</sup>
WATER	683.00 CCF			\$4,748.02	\$6.952 /CCF	\$0.017 /ft <sup>2</sup>
<b>Totals:</b>		<b>590,690 Kbtu</b>	<b>2.194 Kbtu/ft<sup>2</sup></b>	<b>\$28,437.29</b>		

**Energy**



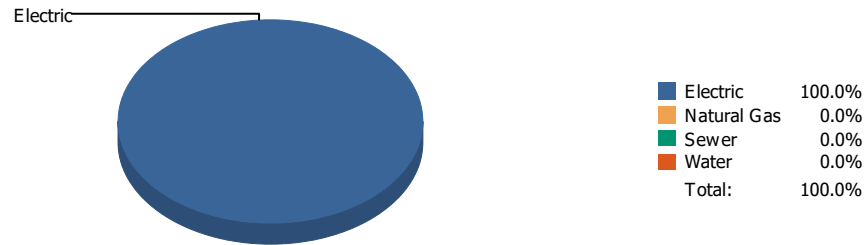
**Cost**



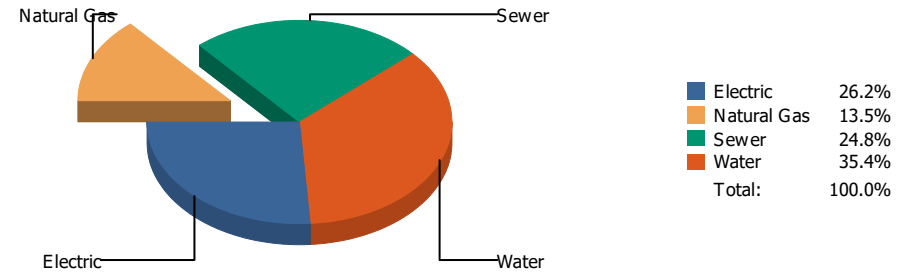
Commodity	Common Use	Energy Use	Energy Use / Area	Total Cost	Cost / Unit	Cost / Area
<b>Place: [BARRONELEMENTARY] BARRON ELEMENTARY SCHOOL 165 [BUILDING]</b>						
<b>Area: 87,818 ft<sup>2</sup></b>						
<b>Billing Period: May 2024</b>						
ELECTRIC	56,510.00 kWh	192,812 Kbtu	2.196 Kbtu/ft <sup>2</sup>	\$6,730.18	\$0.119 /kWh	\$0.077 /ft <sup>2</sup>
NATURALGAS	618.00 CCF	64,025 Kbtu	0.729 Kbtu/ft <sup>2</sup>	\$598.20	\$0.968 /CCF	\$0.007 /ft <sup>2</sup>
SEWER	41.00 CCF			\$831.74	\$20.286 /CCF	\$0.009 /ft <sup>2</sup>
WATER	225.00 CCF			\$1,894.27	\$8.419 /CCF	\$0.021 /ft <sup>2</sup>
<b>Totals:</b>		<b>256,837 Kbtu</b>	<b>2.925 Kbtu/ft<sup>2</sup></b>	<b>\$10,054.39</b>		



**Energy**



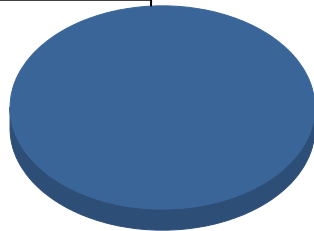
**Cost**



Commodity	Common Use	Energy Use	Energy Use / Area	Total Cost	Cost / Unit	Cost / Area
<b>Place: [BASSETT] BASSETT MIDDLE SCHOOL 049 [BUILDING]</b>						
<b>Area: 174,250 ft<sup>2</sup></b>						
<b>Billing Period: May 2024</b>						
ELECTRIC	11,817.00 kWh	40,320 Kbtu	0.231 Kbtu/ft <sup>2</sup>	\$899.93	\$0.076 /kWh	\$0.005 /ft <sup>2</sup>
NATURALGAS	0.00 CCF	0 Kbtu	0.000 Kbtu/ft <sup>2</sup>	\$463.96	\$0.000 /CCF	\$0.003 /ft <sup>2</sup>
SEWER	117.00 CCF			\$852.17	\$7.284 /CCF	\$0.005 /ft <sup>2</sup>
WATER	169.00 CCF			\$1,216.10	\$7.196 /CCF	\$0.007 /ft <sup>2</sup>
<b>Totals:</b>		<b>40,320 Kbtu</b>	<b>0.231 Kbtu/ft<sup>2</sup></b>	<b>\$3,432.16</b>		

**Energy**

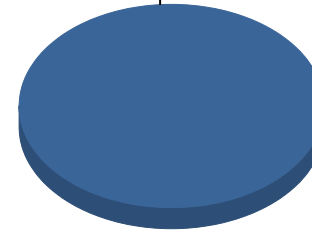
Electric



■ Electric 100.0%  
Total: 100.0%

**Cost**

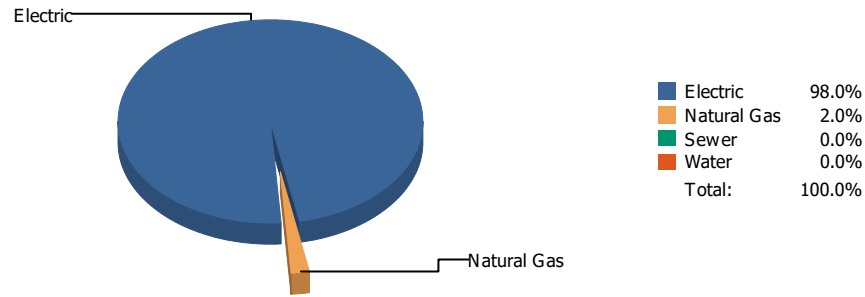
Electric



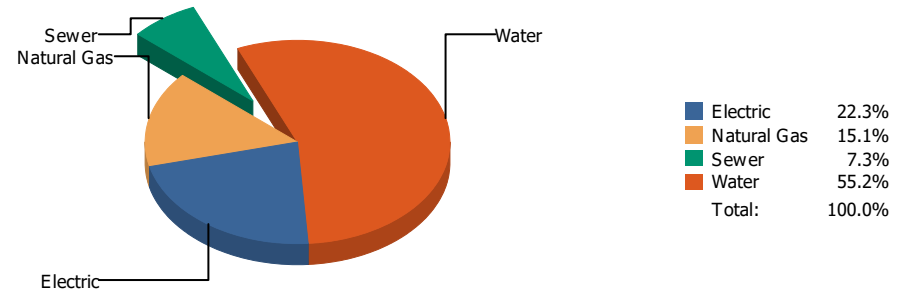
■ Electric 100.0%  
Total: 100.0%

Commodity	Common Use	Energy Use	Energy Use / Area	Total Cost	Cost / Unit	Cost / Area
<b>Place: [BEALL] BEALL      104 [BUILDING]</b>						
<b>Area: 74,454 ft<sup>2</sup></b>						
<b>Billing Period: May 2024</b>						
ELECTRIC	903.00 kWh	3,081 Kbtu	0.041 Kbtu/ft <sup>2</sup>	\$148.82	\$0.165 /kWh	\$0.002 /ft <sup>2</sup>
<b>Totals:</b>		<b>3,081 Kbtu</b>	<b>0.041 Kbtu/ft<sup>2</sup></b>	<b>\$148.82</b>		

**Energy**

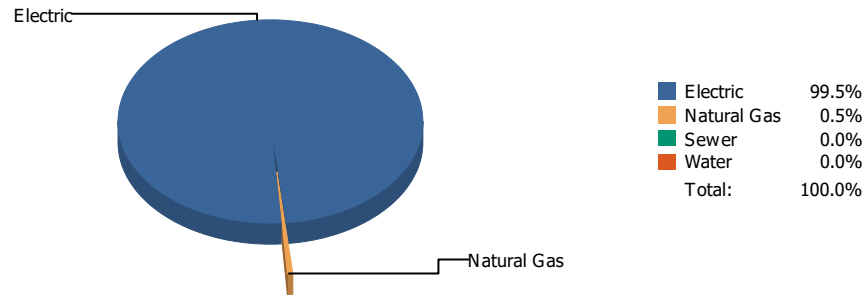


**Cost**

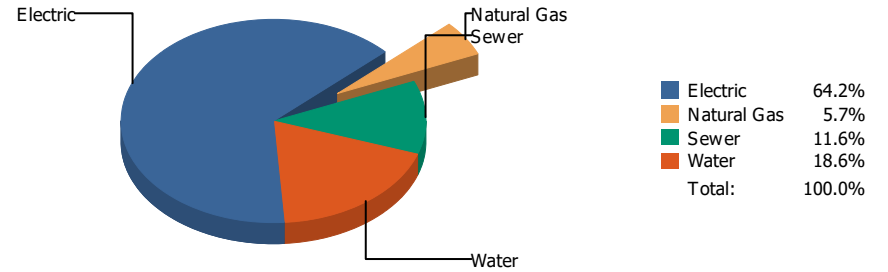


Commodity	Common Use	Energy Use	Energy Use / Area	Total Cost	Cost / Unit	Cost / Area
<b>Place: [BLISS] BLISS ELEMENTARY SCHOOL 105 [BUILDING]</b>						
<b>Area: 78,820 ft<sup>2</sup></b>						
<b>Billing Period: May 2024</b>						
ELECTRIC	21,355.00 kWh	72,863 Kbtu	0.924 Kbtu/ft <sup>2</sup>	\$2,546.12	\$0.119 /kWh	\$0.032 /ft <sup>2</sup>
NATURALGAS	14.00 CCF	1,450 Kbtu	0.018 Kbtu/ft <sup>2</sup>	\$1,724.95	\$123.211 /CCF	\$0.022 /ft <sup>2</sup>
SEWER	112.00 CCF			\$832.52	\$7.433 /CCF	\$0.011 /ft <sup>2</sup>
WATER	720.00 CCF			\$6,291.46	\$8.738 /CCF	\$0.080 /ft <sup>2</sup>
<b>Totals:</b>		<b>74,314 Kbtu</b>	<b>0.943 Kbtu/ft<sup>2</sup></b>	<b>\$11,395.05</b>		

**Energy**

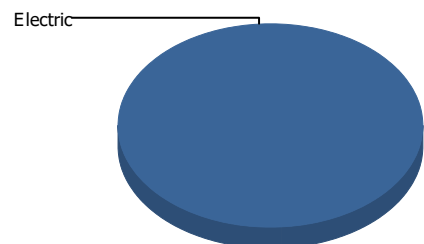


**Cost**



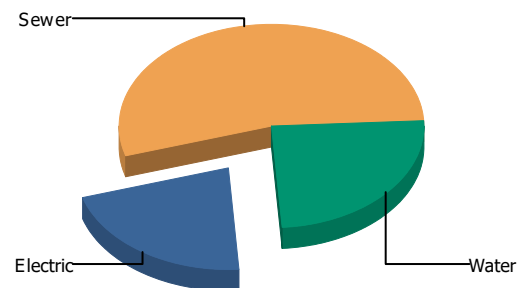
Commodity	Common Use	Energy Use	Energy Use / Area	Total Cost	Cost / Unit	Cost / Area
<b>Place: [BOBBY_JOE_HILL] BOBBY JOE HILL PK-8 059 [BUILDING]</b>						
<b>Area: 0 ft<sup>2</sup></b>						
<b>Billing Period: May 2024</b>						
ELECTRIC	70,794.00 kWh	241,549 Kbtu		\$8,946.90	\$0.126 /kWh	
NATURALGAS	11.00 CCF	1,140 Kbtu		\$787.94	\$71.631 /CCF	
SEWER	157.00 CCF			\$1,613.69	\$10.278 /CCF	
WATER	390.00 CCF			\$2,592.60	\$6.648 /CCF	
<b>Totals:</b>		<b>242,689 Kbtu</b>		<b>\$13,941.13</b>		

### Energy



■ Electric 100.0%  
■ Sewer 0.0%  
■ Water 0.0%  
 Total: 100.0%

### Cost

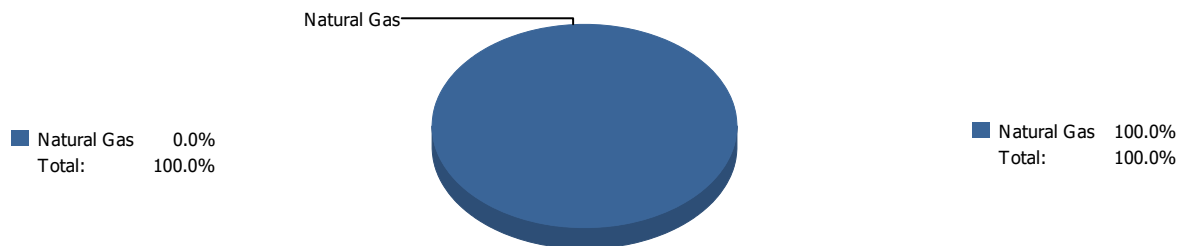


■ Electric 21.4%  
■ Sewer 53.8%  
■ Water 24.8%  
 Total: 100.0%

Commodity	Common Use	Energy Use	Energy Use / Area	Total Cost	Cost / Unit	Cost / Area
<b>Place: [BOND_2] BOND      160 [BUILDING]</b>						
<b>Area: 89,988 ft<sup>2</sup></b>						
<b>Billing Period: May 2024</b>						
ELECTRIC	1,175.00 kWh	4,009 Kbtu	0.045 Kbtu/ft <sup>2</sup>	\$226.55	\$0.193 /kWh	\$0.002 /ft <sup>2</sup>
SEWER	0.00 CCF			\$569.88	\$0.000 /CCF	\$0.006 /ft <sup>2</sup>
WATER	0.00 CCF			\$262.75	\$0.000 /CCF	\$0.003 /ft <sup>2</sup>
<b>Totals:</b>		<b>4,009 Kbtu</b>	<b>0.045 Kbtu/ft<sup>2</sup></b>	<b>\$1,059.18</b>		

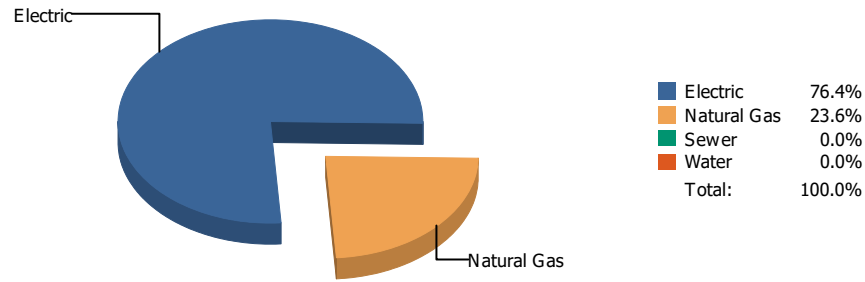
Energy

Cost

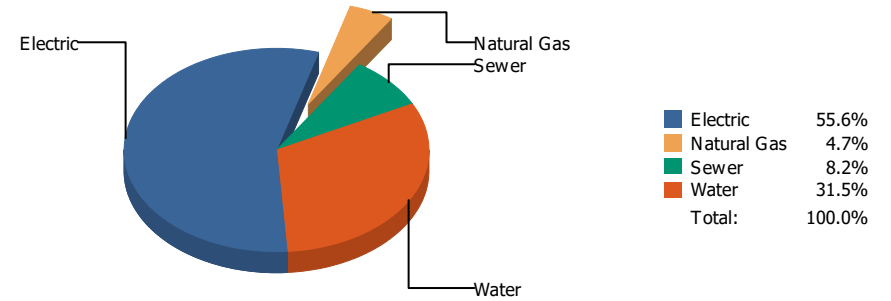


Commodity	Common Use	Energy Use	Energy Use / Area	Total Cost	Cost / Unit	Cost / Area
<b>Place: [BONHAM] BONHAM      106 [BUILDING]</b>						
<b>Area: 53,522 ft<sup>2</sup></b>						
<b>Billing Period: May 2024</b>						
NATURALGAS	0.00 CCF	0 Kbtu	0.000 Kbtu/ft <sup>2</sup>	\$232.98	\$0.000 /CCF	\$0.004 /ft <sup>2</sup>
<b>Totals:</b>		<b>0 Kbtu</b>	<b>0.000 Kbtu/ft<sup>2</sup></b>	<b>\$232.98</b>		

**Energy**

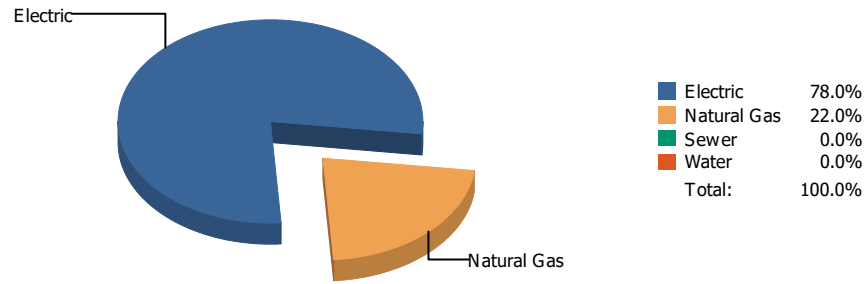


**Cost**

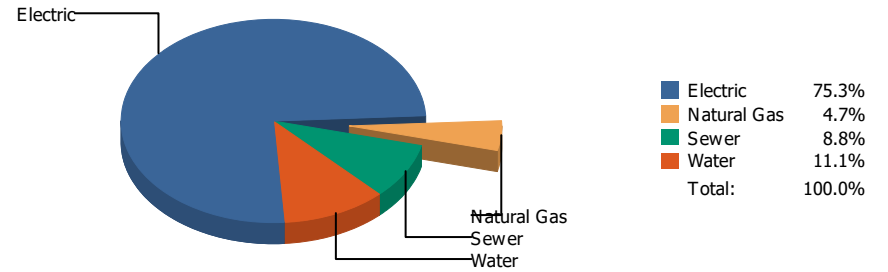


Commodity	Common Use	Energy Use	Energy Use / Area	Total Cost	Cost / Unit	Cost / Area
<b>Place: [BOWIE] BOWIE HIGH SCHOOL 003 [BUILDING]</b>						
<b>Area: 282,931 ft<sup>2</sup></b>						
<b>Billing Period: May 2024</b>						
ELECTRIC	185,118.00 kWh	631,623 Kbtu	2.232 Kbtu/ft <sup>2</sup>	\$18,568.49	\$0.100 /kWh	\$0.065 /ft <sup>2</sup>
NATURALGAS	1,887.00 CCF	195,493 Kbtu	0.691 Kbtu/ft <sup>2</sup>	\$1,582.18	\$0.838 /CCF	\$0.006 /ft <sup>2</sup>
SEWER	398.00 CCF			\$2,738.34	\$6.880 /CCF	\$0.010 /ft <sup>2</sup>
WATER	2,344.00 CCF			\$10,508.19	\$4.483 /CCF	\$0.037 /ft <sup>2</sup>
<b>Totals:</b>		<b>827,116 Kbtu</b>	<b>2.923 Kbtu/ft<sup>2</sup></b>	<b>\$33,397.20</b>		

**Energy**



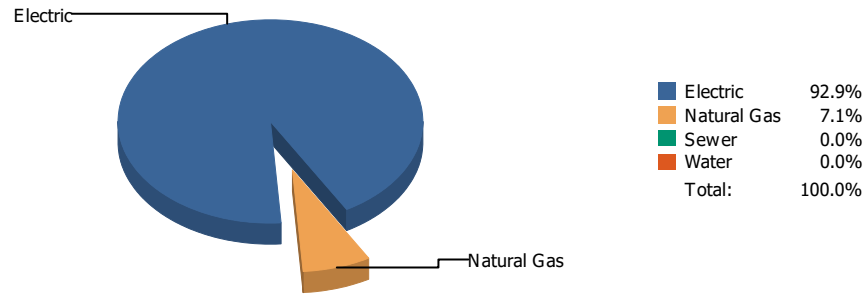
**Cost**



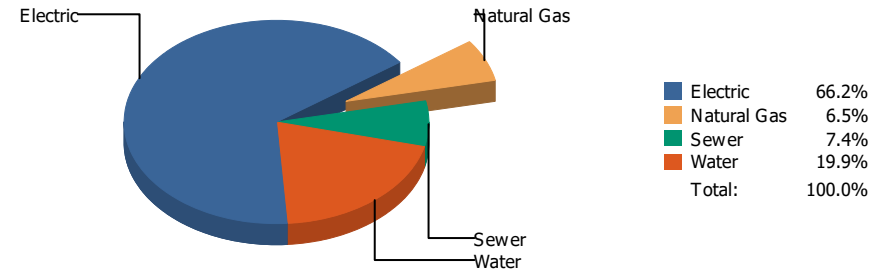
Commodity	Common Use	Energy Use	Energy Use / Area	Total Cost	Cost / Unit	Cost / Area
<b>Place: [BROWN] BROWN MIDDLE SCHOOL 056 [BUILDING]</b>						
<b>Area: 173,263 ft<sup>2</sup></b>						
<b>Billing Period: May 2024</b>						
ELECTRIC	69,600.00 kWh	237,475 Kbtu	1.371 Kbtu/ft <sup>2</sup>	\$9,785.34	\$0.141 /kWh	\$0.056 /ft <sup>2</sup>
NATURALGAS	647.00 CCF	67,029 Kbtu	0.387 Kbtu/ft <sup>2</sup>	\$615.40	\$0.951 /CCF	\$0.004 /ft <sup>2</sup>
SEWER	138.00 CCF			\$1,146.66	\$8.309 /CCF	\$0.007 /ft <sup>2</sup>
WATER	237.00 CCF			\$1,447.60	\$6.108 /CCF	\$0.008 /ft <sup>2</sup>
<b>Totals:</b>		<b>304,504 Kbtu</b>	<b>1.757 Kbtu/ft<sup>2</sup></b>	<b>\$12,995.00</b>		



**Energy**



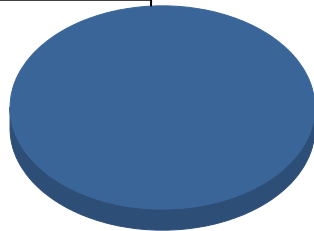
**Cost**



Commodity	Common Use	Energy Use	Energy Use / Area	Total Cost	Cost / Unit	Cost / Area
<b>Place: [BURGES] BURGES      004 [BUILDING]</b>						
<b>Area: 241,219 ft<sup>2</sup></b>						
<b>Billing Period: May 2024</b>						
ELECTRIC	156,893.00 kWh	535,319 Kbtu	2.219 Kbtu/ft <sup>2</sup>	\$19,072.57	\$0.122 /kWh	\$0.079 /ft <sup>2</sup>
NATURALGAS	396.00 CCF	41,026 Kbtu	0.170 Kbtu/ft <sup>2</sup>	\$1,858.63	\$4.694 /CCF	\$0.007 /ft <sup>2</sup>
SEWER	168.00 CCF			\$2,129.70	\$12.677 /CCF	\$0.009 /ft <sup>2</sup>
WATER	581.00 CCF			\$5,740.50	\$9.880 /CCF	\$0.023 /ft <sup>2</sup>
<b>Totals:</b>		<b>576,345 Kbtu</b>	<b>2.389 Kbtu/ft<sup>2</sup></b>	<b>\$28,801.40</b>		

**Energy**

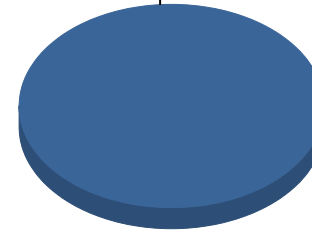
Electric



■ Electric 100.0%  
Total: 100.0%

**Cost**

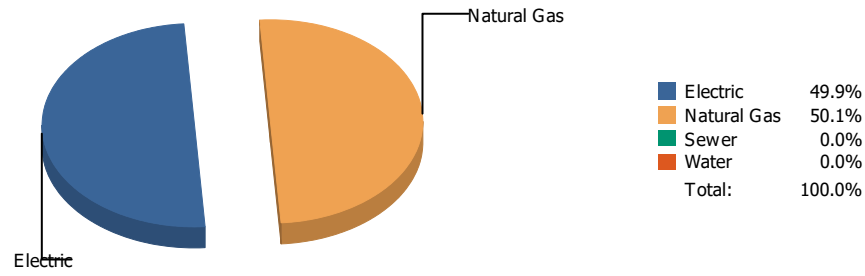
Electric



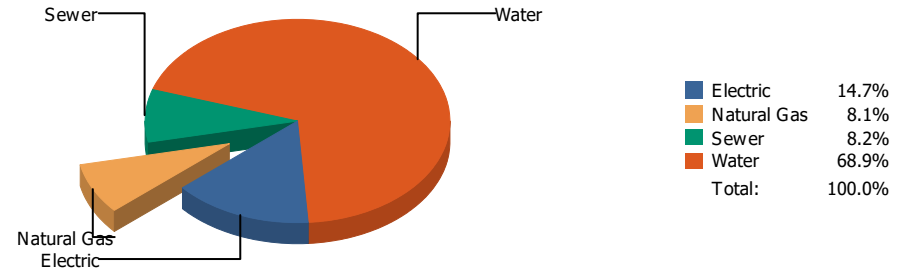
■ Electric 100.0%  
Total: 100.0%

Commodity	Common Use	Energy Use	Energy Use / Area	Total Cost	Cost / Unit	Cost / Area
<b>Place: [BURLESON] BURLESON 107 [BUILDING]</b>						
<b>Area: 73,772 ft<sup>2</sup></b>						
<b>Billing Period: May 2024</b>						
ELECTRIC	671.00 kWh	2,289 Kbtu	0.031 Kbtu/ft <sup>2</sup>	\$120.10	\$0.179 /kWh	\$0.002 /ft <sup>2</sup>
<b>Totals:</b>		<b>2,289 Kbtu</b>	<b>0.031 Kbtu/ft<sup>2</sup></b>	<b>\$120.10</b>		

**Energy**

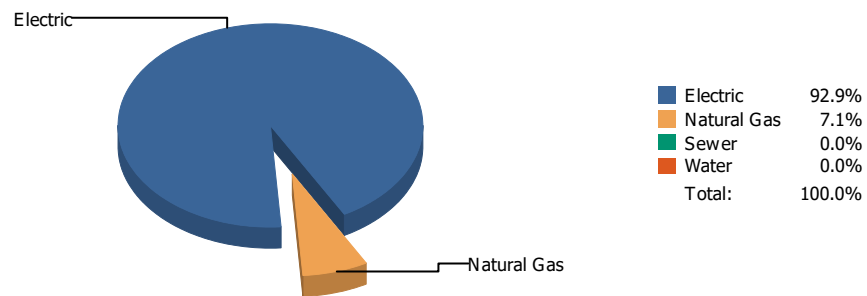


**Cost**

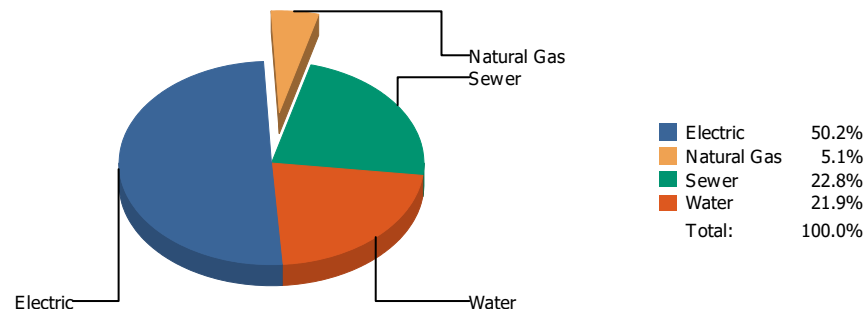


Commodity	Common Use	Energy Use	Energy Use / Area	Total Cost	Cost / Unit	Cost / Area
<b>Place: [BURNET] BURNET      108 [BUILDING]</b>						
<b>Area: 50,520 ft<sup>2</sup></b>						
<b>Billing Period: May 2024</b>						
ELECTRIC	9,210.00 kWh	31,425 Kbtu	0.622 Kbtu/ft <sup>2</sup>	\$1,165.19	\$0.127 /kWh	\$0.023 /ft <sup>2</sup>
NATURALGAS	305.00 CCF	31,598 Kbtu	0.625 Kbtu/ft <sup>2</sup>	\$644.72	\$2.114 /CCF	\$0.013 /ft <sup>2</sup>
SEWER	76.00 CCF			\$653.72	\$8.602 /CCF	\$0.013 /ft <sup>2</sup>
WATER	589.00 CCF			\$5,467.66	\$9.283 /CCF	\$0.108 /ft <sup>2</sup>
<b>Totals:</b>		<b>63,023 Kbtu</b>	<b>1.247 Kbtu/ft<sup>2</sup></b>	<b>\$7,931.29</b>		

### Energy

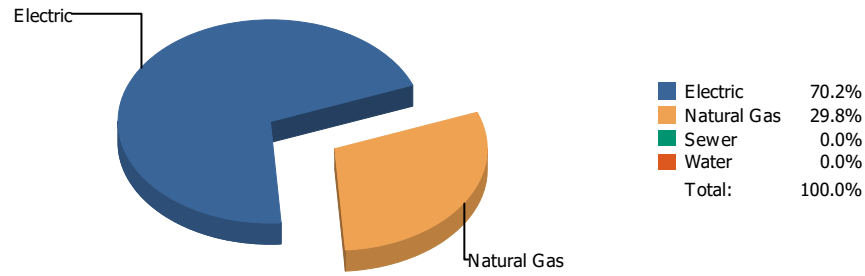


### Cost

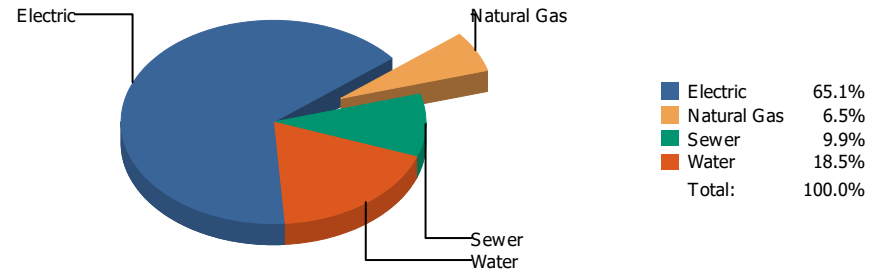


Commodity	Common Use	Energy Use	Energy Use / Area	Total Cost	Cost / Unit	Cost / Area
<b>Place: [CANYON-HILLS] CANYON HILLS 043 [BUILDING]</b>						
<b>Area: 133,149 ft<sup>2</sup></b>						
<b>Billing Period: May 2024</b>						
ELECTRIC	40,032.00 kWh	136,589 Kbtu	1.026 Kbtu/ft <sup>2</sup>	\$5,170.02	\$0.129 /kWh	\$0.039 /ft <sup>2</sup>
NATURALGAS	100.00 CCF	10,360 Kbtu	0.078 Kbtu/ft <sup>2</sup>	\$523.10	\$5.231 /CCF	\$0.004 /ft <sup>2</sup>
SEWER	443.00 CCF			\$2,348.34	\$5.301 /CCF	\$0.018 /ft <sup>2</sup>
WATER	346.00 CCF			\$2,258.18	\$6.527 /CCF	\$0.017 /ft <sup>2</sup>
<b>Totals:</b>		<b>146,949 Kbtu</b>	<b>1.104 Kbtu/ft<sup>2</sup></b>	<b>\$10,299.64</b>		

**Energy**

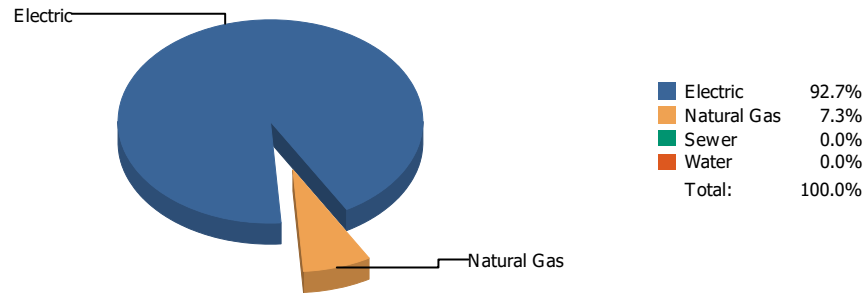


**Cost**

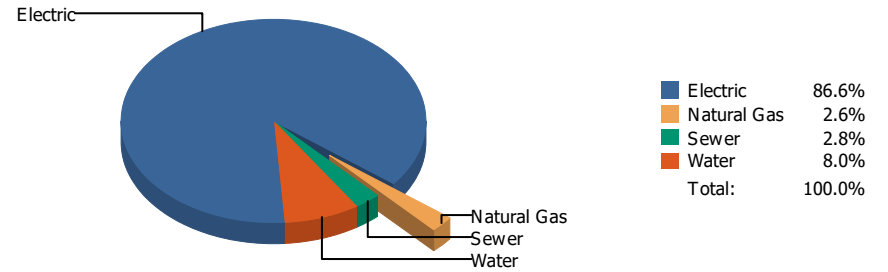


Commodity	Common Use	Energy Use	Energy Use / Area	Total Cost	Cost / Unit	Cost / Area
<b>Place: [CAREER] CAREER AND TECHNOLOGY [BUILDING]</b>						
<b>Area: 146,485 ft<sup>2</sup></b>						
<b>Billing Period: May 2024</b>						
ELECTRIC	72,920.00 kWh	248,803 Kbtu	1.698 Kbtu/ft <sup>2</sup>	\$8,321.96	\$0.114 /kWh	\$0.057 /ft <sup>2</sup>
NATURALGAS	1,018.00 CCF	105,465 Kbtu	0.720 Kbtu/ft <sup>2</sup>	\$834.97	\$0.820 /CCF	\$0.006 /ft <sup>2</sup>
SEWER	185.00 CCF			\$1,260.49	\$6.813 /CCF	\$0.009 /ft <sup>2</sup>
WATER	335.00 CCF			\$2,358.10	\$7.039 /CCF	\$0.016 /ft <sup>2</sup>
<b>Totals:</b>		<b>354,268 Kbtu</b>	<b>2.418 Kbtu/ft<sup>2</sup></b>	<b>\$12,775.52</b>		

**Energy**

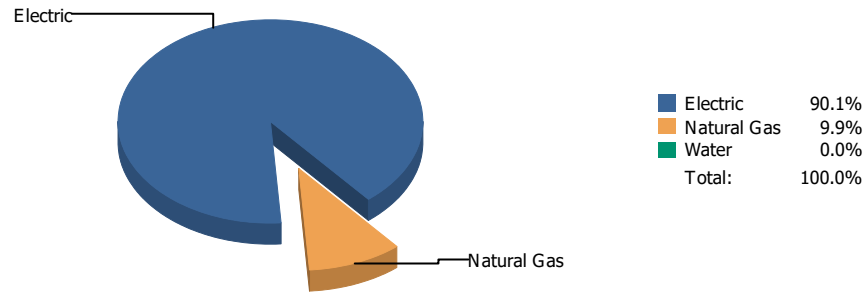


**Cost**

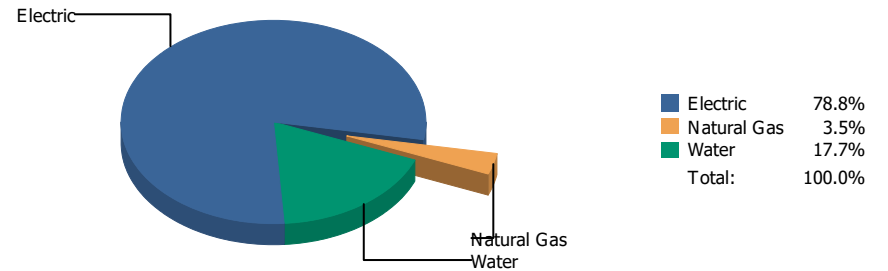


Commodity	Common Use	Energy Use	Energy Use / Area	Total Cost	Cost / Unit	Cost / Area
<b>Place: [CENTRAL_OFFICE_STANTON] CENTRAL OFFICE STANTON [BUILDING]</b>						
<b>Area: 131,287 ft<sup>2</sup></b>						
<b>Billing Period: May 2024</b>						
ELECTRIC	135,337.00 kWh	461,770 Kbtu	3.517 Kbtu/ft <sup>2</sup>	\$22,036.23	\$0.163 /kWh	\$0.168 /ft <sup>2</sup>
NATURALGAS	351.00 CCF	36,364 Kbtu	0.277 Kbtu/ft <sup>2</sup>	\$648.94	\$1.849 /CCF	\$0.005 /ft <sup>2</sup>
SEWER	30.00 CCF			\$722.22	\$24.074 /CCF	\$0.006 /ft <sup>2</sup>
WATER	112.00 CCF			\$2,026.48	\$18.094 /CCF	\$0.015 /ft <sup>2</sup>
<b>Totals:</b>		<b>498,133 Kbtu</b>	<b>3.794 Kbtu/ft<sup>2</sup></b>	<b>\$25,433.87</b>		

**Energy**

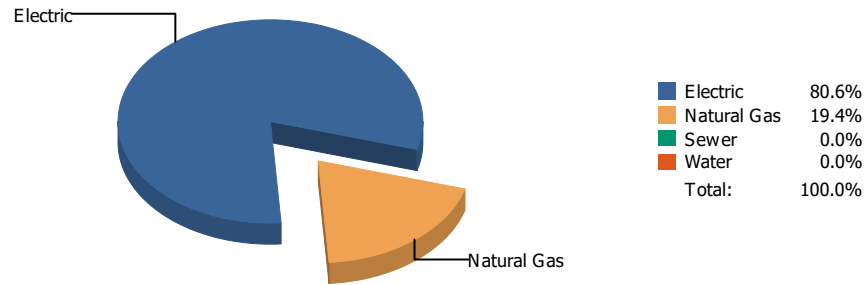


**Cost**

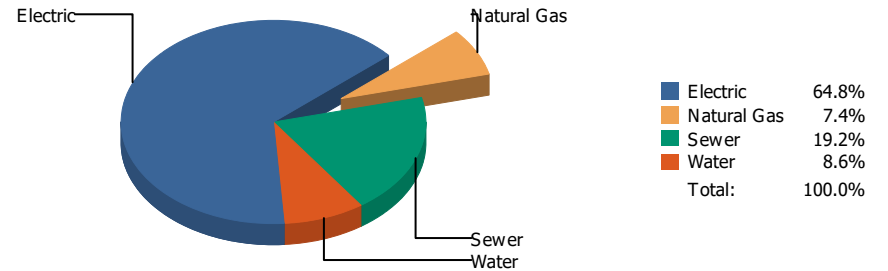


Commodity	Common Use	Energy Use	Energy Use / Area	Total Cost	Cost / Unit	Cost / Area
<b>Place: [CHAPIN] CHAPIN 012 [BUILDING]</b>						
<b>Area: 273,727 ft<sup>2</sup></b>						
<b>Billing Period: May 2024</b>						
ELECTRIC	274,050.00 kWh	935,059 Kbtu	3.416 Kbtu/ft <sup>2</sup>	\$26,848.30	\$0.098 /kWh	\$0.098 /ft <sup>2</sup>
NATURALGAS	996.00 CCF	103,186 Kbtu	0.377 Kbtu/ft <sup>2</sup>	\$1,179.17	\$1.184 /CCF	\$0.004 /ft <sup>2</sup>
WATER	665.00 CCF			\$6,046.32	\$9.092 /CCF	\$0.022 /ft <sup>2</sup>
<b>Totals:</b>		<b>1,038,244 Kbtu</b>	<b>3.793 Kbtu/ft<sup>2</sup></b>	<b>\$34,073.79</b>		

**Energy**



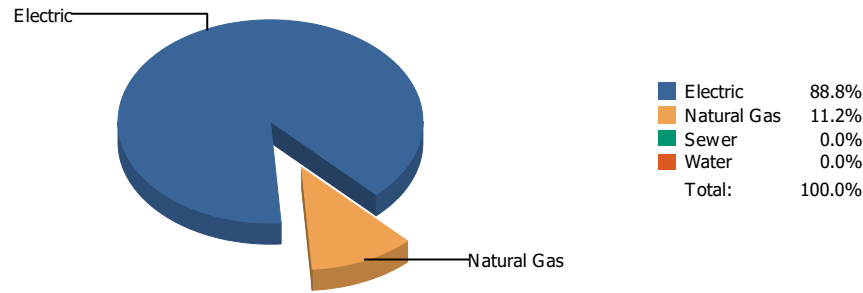
**Cost**



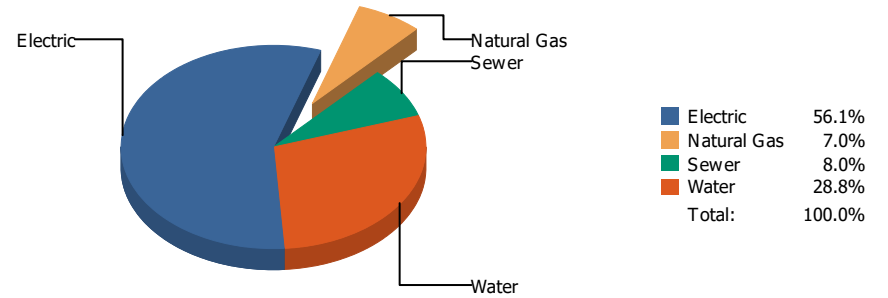
Commodity	Common Use	Energy Use	Energy Use / Area	Total Cost	Cost / Unit	Cost / Area
<b>Place: [CHARLES] H.E. CHARLES 045 [BUILDING]</b>						
<b>Area: 107,867 ft<sup>2</sup></b>						
<b>Billing Period: May 2024</b>						
ELECTRIC	52,873.00 kWh	180,403 Kbtu	1.672 Kbtu/ft <sup>2</sup>	\$6,213.25	\$0.118 /kWh	\$0.058 /ft <sup>2</sup>
NATURALGAS	420.00 CCF	43,512 Kbtu	0.403 Kbtu/ft <sup>2</sup>	\$712.80	\$1.697 /CCF	\$0.007 /ft <sup>2</sup>
SEWER	315.00 CCF			\$1,842.27	\$5.848 /CCF	\$0.017 /ft <sup>2</sup>
WATER	66.00 CCF			\$822.20	\$12.458 /CCF	\$0.008 /ft <sup>2</sup>
<b>Totals:</b>		<b>223,915 Kbtu</b>	<b>2.076 Kbtu/ft<sup>2</sup></b>	<b>\$9,590.52</b>		



**Energy**



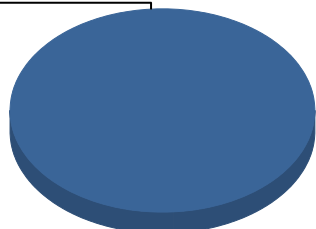
**Cost**



Commodity	Common Use	Energy Use	Energy Use / Area	Total Cost	Cost / Unit	Cost / Area
<b>Place: [CIELO-VISTA] CIELO VISTA 151 [BUILDING]</b>						
<b>Area: 66,034 ft<sup>2</sup></b>						
<b>Billing Period: May 2024</b>						
ELECTRIC	35,280.00 kWh	120,375 Kbtu	1.823 Kbtu/ft <sup>2</sup>	\$4,408.17	\$0.125 /kWh	\$0.067 /ft <sup>2</sup>
NATURALGAS	147.00 CCF	15,229 Kbtu	0.231 Kbtu/ft <sup>2</sup>	\$551.07	\$3.749 /CCF	\$0.008 /ft <sup>2</sup>
SEWER	61.00 CCF			\$632.09	\$10.362 /CCF	\$0.010 /ft <sup>2</sup>
WATER	440.00 CCF			\$2,261.74	\$5.140 /CCF	\$0.034 /ft <sup>2</sup>
<b>Totals:</b>		<b>135,605 Kbtu</b>	<b>2.054 Kbtu/ft<sup>2</sup></b>	<b>\$7,853.07</b>		

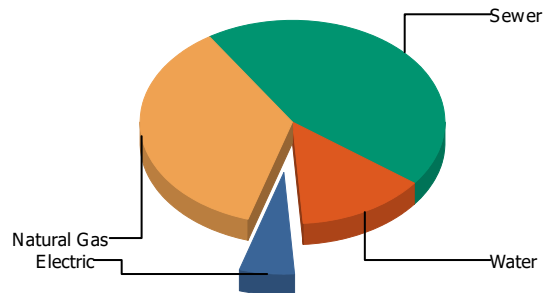
### Energy

Electric



Electric	100.0%
Natural Gas	0.0%
Sewer	0.0%
Water	0.0%
Total:	100.0%

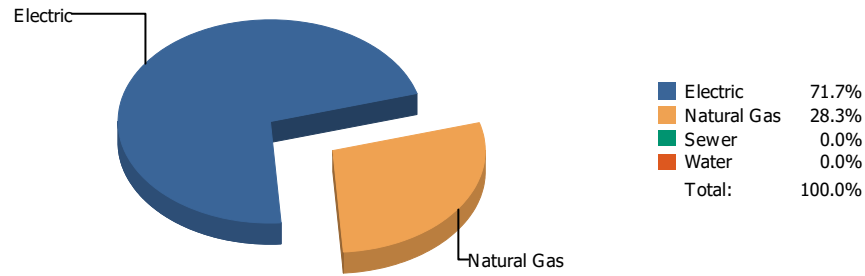
### Cost



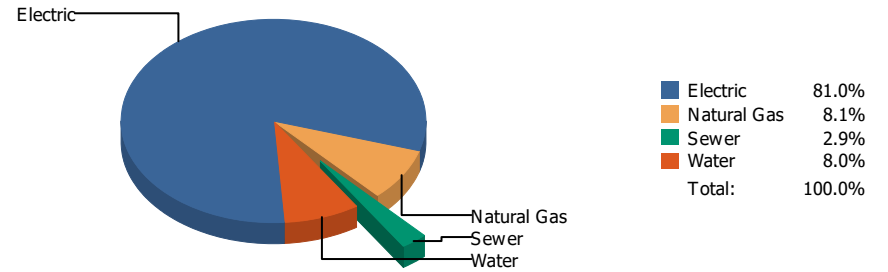
Electric	5.8%
Natural Gas	36.1%
Sewer	44.4%
Water	13.6%
Total:	100.0%

Commodity	Common Use	Energy Use	Energy Use / Area	Total Cost	Cost / Unit	Cost / Area
<b>Place: [CLARDY] CLARDY      109 [BUILDING]</b>						
<b>Area: 70,700 ft<sup>2</sup></b>						
<b>Billing Period: May 2024</b>						
ELECTRIC	160.00 kWh	546 Kbtu	0.008 Kbtu/ft <sup>2</sup>	\$74.84	\$0.468 /kWh	\$0.001 /ft <sup>2</sup>
NATURALGAS	0.00 CCF	0 Kbtu	0.000 Kbtu/ft <sup>2</sup>	\$463.96	\$0.000 /CCF	\$0.006 /ft <sup>2</sup>
SEWER	0.00 CCF			\$569.88	\$0.000 /CCF	\$0.008 /ft <sup>2</sup>
WATER	0.00 CCF			\$175.23	\$0.000 /CCF	\$0.002 /ft <sup>2</sup>
<b>Totals:</b>		<b>546 Kbtu</b>	<b>0.008 Kbtu/ft<sup>2</sup></b>	<b>\$1,283.91</b>		

**Energy**

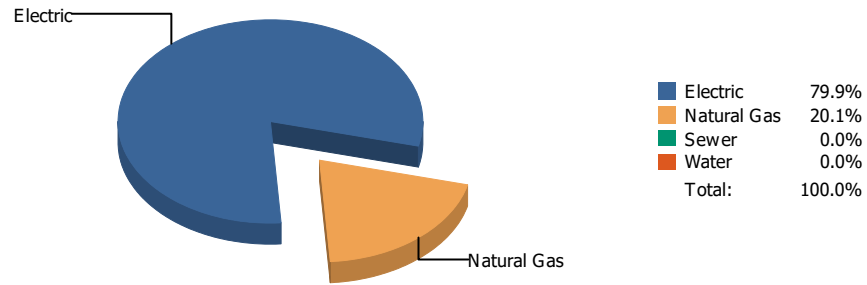


**Cost**

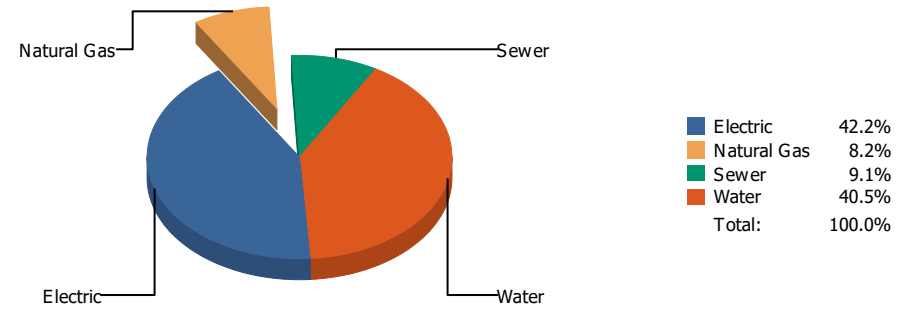


Commodity	Common Use	Energy Use	Energy Use / Area	Total Cost	Cost / Unit	Cost / Area
<b>Place: [CLENDENIN] CLENDENIN 149 [BUILDING]</b>						
<b>Area: 62,721 ft<sup>2</sup></b>						
<b>Billing Period: May 2024</b>						
ELECTRIC	37,786.00 kWh	128,926 Kbtu	2.056 Kbtu/ft <sup>2</sup>	\$5,211.85	\$0.138 /kWh	\$0.083 /ft <sup>2</sup>
NATURALGAS	491.00 CCF	50,868 Kbtu	0.811 Kbtu/ft <sup>2</sup>	\$522.93	\$1.065 /CCF	\$0.008 /ft <sup>2</sup>
SEWER	3.00 CCF			\$189.31	\$63.103 /CCF	\$0.003 /ft <sup>2</sup>
WATER	68.00 CCF			\$513.12	\$7.546 /CCF	\$0.008 /ft <sup>2</sup>
<b>Totals:</b>		<b>179,793 Kbtu</b>	<b>2.867 Kbtu/ft<sup>2</sup></b>	<b>\$6,437.21</b>		

**Energy**

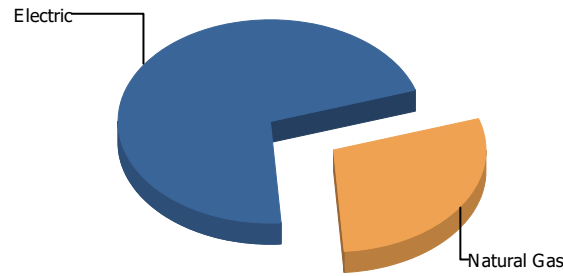


**Cost**



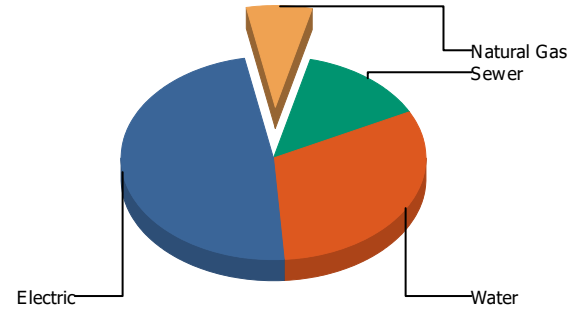
Commodity	Common Use	Energy Use	Energy Use / Area	Total Cost	Cost / Unit	Cost / Area
<b>Place: [COLDWELL] COLDWELL 110 [BUILDING]</b>						
<b>Area: 67,310 ft<sup>2</sup></b>						
<b>Billing Period: May 2024</b>						
ELECTRIC	25,057.00 kWh	85,494 Kbtu	1.270 Kbtu/ft <sup>2</sup>	\$3,038.40	\$0.121 /kWh	\$0.045 /ft <sup>2</sup>
NATURALGAS	208.00 CCF	21,549 Kbtu	0.320 Kbtu/ft <sup>2</sup>	\$586.96	\$2.822 /CCF	\$0.009 /ft <sup>2</sup>
SEWER	40.00 CCF			\$653.32	\$16.333 /CCF	\$0.010 /ft <sup>2</sup>
WATER	501.00 CCF			\$2,916.46	\$5.821 /CCF	\$0.043 /ft <sup>2</sup>
<b>Totals:</b>		<b>107,043 Kbtu</b>	<b>1.590 Kbtu/ft<sup>2</sup></b>	<b>\$7,195.14</b>		

**Energy**



Electric	71.2%
Natural Gas	28.8%
Sewer	0.0%
Water	0.0%
<b>Total:</b>	<b>100.0%</b>

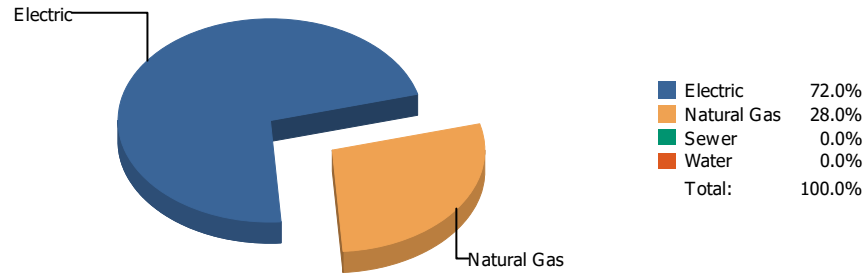
**Cost**



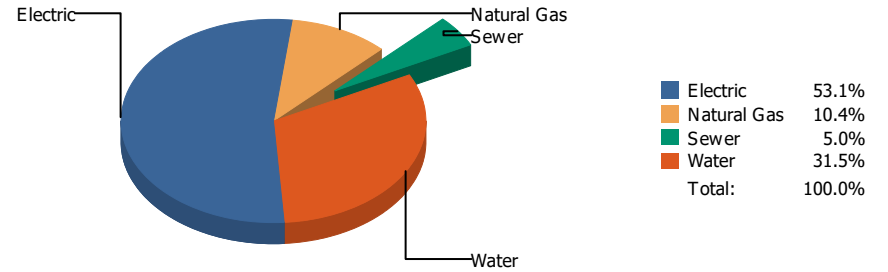
Electric	48.1%
Natural Gas	6.9%
Sewer	13.6%
Water	31.4%
<b>Total:</b>	<b>100.0%</b>

Commodity	Common Use	Energy Use	Energy Use / Area	Total Cost	Cost / Unit	Cost / Area
<b>Place: [COOLEY] COOLEY      111 [BUILDING]</b>						
<b>Area: 95,590 ft<sup>2</sup></b>						
<b>Billing Period: May 2024</b>						
ELECTRIC	55,800.00 kWh	190,390 Kbtu	1.992 Kbtu/ft <sup>2</sup>	\$6,303.64	\$0.113 /kWh	\$0.066 /ft <sup>2</sup>
NATURALGAS	743.00 CCF	76,975 Kbtu	0.805 Kbtu/ft <sup>2</sup>	\$904.49	\$1.217 /CCF	\$0.009 /ft <sup>2</sup>
SEWER	183.00 CCF			\$1,785.19	\$9.755 /CCF	\$0.018 /ft <sup>2</sup>
WATER	488.00 CCF			\$4,124.46	\$8.452 /CCF	\$0.043 /ft <sup>2</sup>
<b>Totals:</b>		<b>267,364 Kbtu</b>	<b>2.797 Kbtu/ft<sup>2</sup></b>	<b>\$13,117.78</b>		

**Energy**

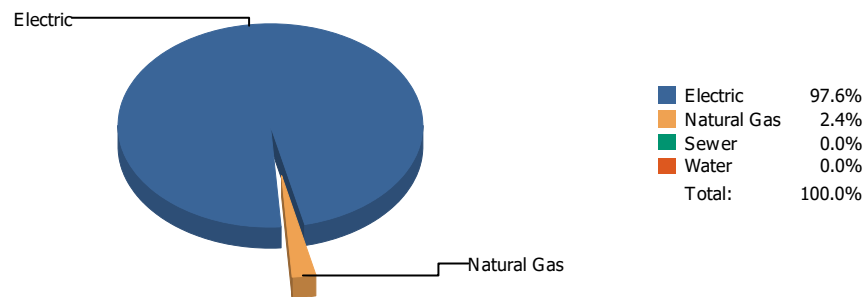


**Cost**

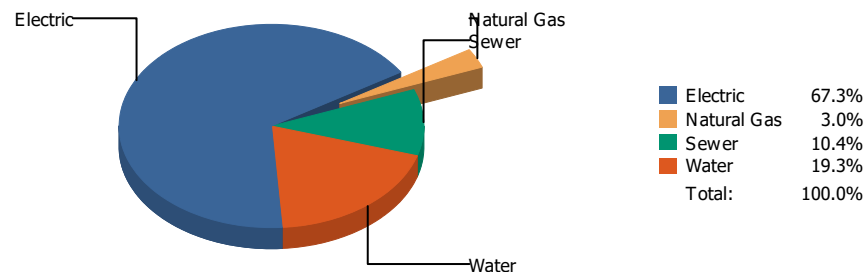


Commodity	Common Use	Energy Use	Energy Use / Area	Total Cost	Cost / Unit	Cost / Area
<b>Place: [CORONADO] CORONADO 005 [BUILDING]</b>						
<b>Area: 406,757 ft<sup>2</sup></b>						
<b>Billing Period: May 2024</b>						
ELECTRIC	170,420.00 kWh	581,473 Kbtu	1.430 Kbtu/ft <sup>2</sup>	\$25,197.16	\$0.148 /kWh	\$0.061 /ft <sup>2</sup>
NATURALGAS	2,180.00 CCF	225,848 Kbtu	0.555 Kbtu/ft <sup>2</sup>	\$4,914.31	\$2.254 /CCF	\$0.011 /ft <sup>2</sup>
SEWER	381.00 CCF			\$2,365.63	\$6.209 /CCF	\$0.006 /ft <sup>2</sup>
WATER	4,305.00 CCF			\$14,945.35	\$3.472 /CCF	\$0.036 /ft <sup>2</sup>
<b>Totals:</b>		<b>807,321 Kbtu</b>	<b>1.985 Kbtu/ft<sup>2</sup></b>	<b>\$47,422.45</b>		

### Energy

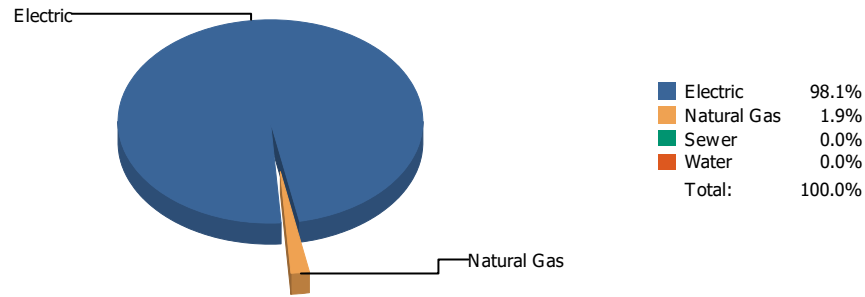


### Cost

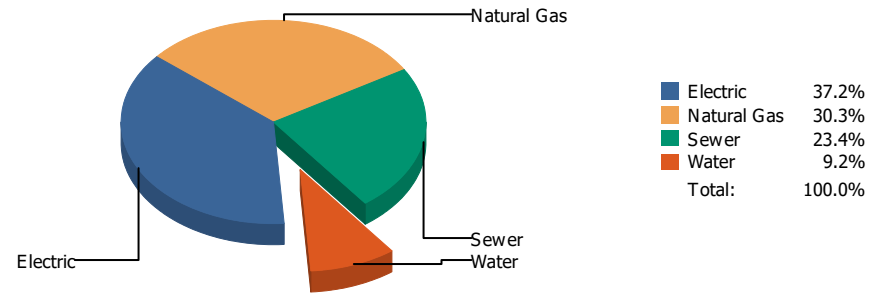


Commodity	Common Use	Energy Use	Energy Use / Area	Total Cost	Cost / Unit	Cost / Area
<b>Place: [CROCKETT_1] CROCKETT 112 [BUILDING]</b>						
<b>Area: 92,585 ft<sup>2</sup></b>						
<b>Billing Period: May 2024</b>						
ELECTRIC	40,055.00 kWh	136,668 Kbtu	1.476 Kbtu/ft <sup>2</sup>	\$5,674.79	\$0.142 /kWh	\$0.061 /ft <sup>2</sup>
NATURALGAS	33.00 CCF	3,419 Kbtu	0.037 Kbtu/ft <sup>2</sup>	\$251.37	\$7.617 /CCF	\$0.003 /ft <sup>2</sup>
SEWER	88.00 CCF			\$878.40	\$9.982 /CCF	\$0.009 /ft <sup>2</sup>
WATER	202.00 CCF			\$1,625.52	\$8.047 /CCF	\$0.017 /ft <sup>2</sup>
<b>Totals:</b>		<b>140,086 Kbtu</b>	<b>1.513 Kbtu/ft<sup>2</sup></b>	<b>\$8,430.08</b>		

**Energy**



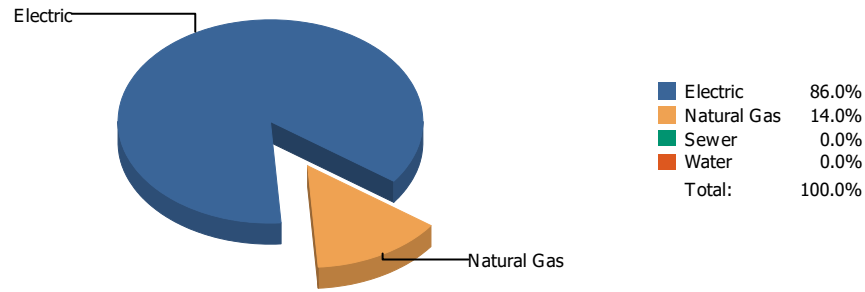
**Cost**



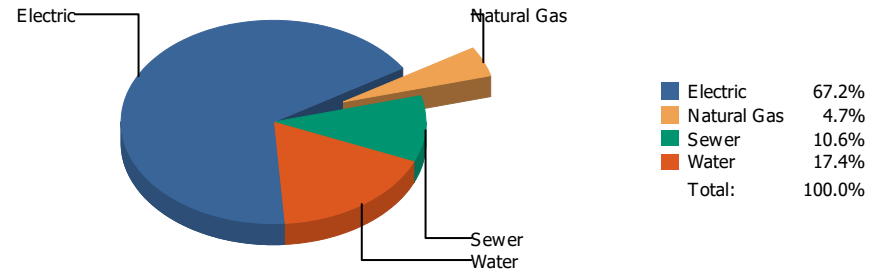
Commodity	Common Use	Energy Use	Energy Use / Area	Total Cost	Cost / Unit	Cost / Area
<b>Place: [CROSBY] CROSBY      113 [BUILDING]</b>						
<b>Area: 83,100 ft<sup>2</sup></b>						
<b>Billing Period: May 2024</b>						
ELECTRIC	4,613.00 kWh	15,740 Kbtu	0.189 Kbtu/ft <sup>2</sup>	\$571.18	\$0.124 /kWh	\$0.007 /ft <sup>2</sup>
NATURALGAS	3.00 CCF	311 Kbtu	0.004 Kbtu/ft <sup>2</sup>	\$465.74	\$155.247 /CCF	\$0.006 /ft <sup>2</sup>
SEWER	1.00 CCF			\$358.97	\$358.970 /CCF	\$0.004 /ft <sup>2</sup>
WATER	3.00 CCF			\$140.85	\$46.950 /CCF	\$0.002 /ft <sup>2</sup>
<b>Totals:</b>		<b>16,050 Kbtu</b>	<b>0.193 Kbtu/ft<sup>2</sup></b>	<b>\$1,536.74</b>		



**Energy**

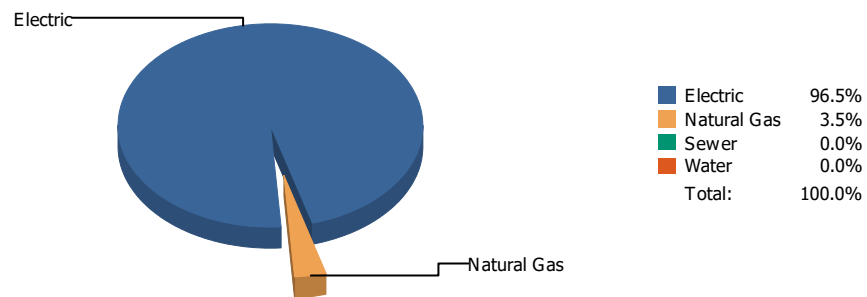


**Cost**

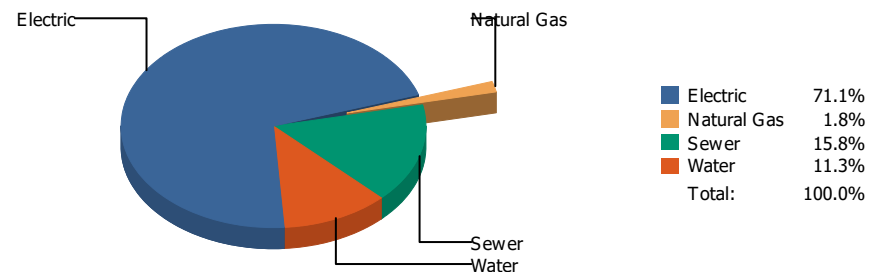


Commodity	Common Use	Energy Use	Energy Use / Area	Total Cost	Cost / Unit	Cost / Area
<b>Place: [DELTA ACADEMY_1] DELTA ACADEMY 025 [BUILDING]</b>						
<b>Area: 3,627 ft<sup>2</sup></b>						
<b>Billing Period: May 2024</b>						
ELECTRIC	9,875.00 kWh	33,694 Kbtu	9.290 Kbtu/ft <sup>2</sup>	\$847.12	\$0.086 /kWh	\$0.234 /ft <sup>2</sup>
NATURALGAS	53.00 CCF	5,491 Kbtu	1.514 Kbtu/ft <sup>2</sup>	\$59.74	\$1.127 /CCF	\$0.016 /ft <sup>2</sup>
SEWER	14.00 CCF			\$133.51	\$9.536 /CCF	\$0.037 /ft <sup>2</sup>
WATER	22.00 CCF			\$219.36	\$9.971 /CCF	\$0.060 /ft <sup>2</sup>
<b>Totals:</b>		<b>39,184 Kbtu</b>	<b>10.804 Kbtu/ft<sup>2</sup></b>	<b>\$1,259.73</b>		

### Energy

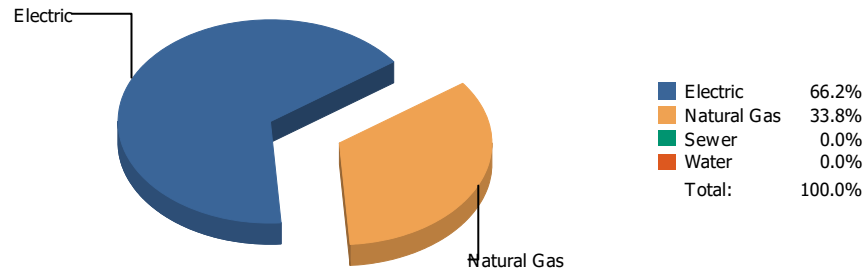


### Cost

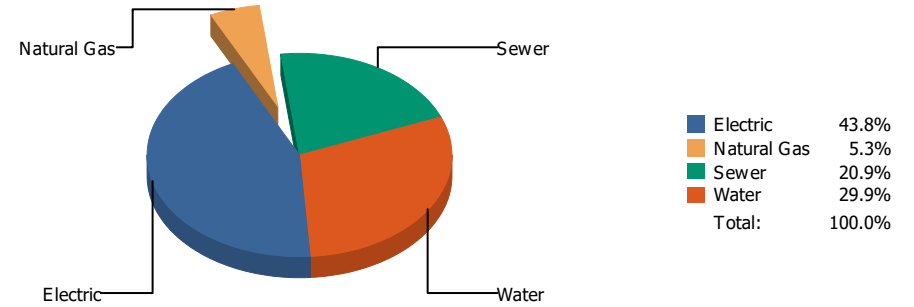


Commodity	Common Use	Energy Use	Energy Use / Area	Total Cost	Cost / Unit	Cost / Area
<b>Place: [DELTA_OPERATIONS_CENTER_] DELTA OPERATIONS CENTER [BUILDING]</b>						
<b>Area: 0 ft<sup>2</sup></b>						
<b>Billing Period: May 2024</b>						
ELECTRIC	46,662.00 kWh	159,211 Kbtu		\$4,500.94	\$0.096 /kWh	
NATURALGAS	55.00 CCF	5,698 Kbtu		\$113.85	\$2.070 /CCF	
SEWER	155.00 CCF			\$1,001.51	\$6.461 /CCF	
WATER	73.00 CCF			\$717.41	\$9.828 /CCF	
<b>Totals:</b>		<b>164,909 Kbtu</b>		<b>\$6,333.71</b>		

**Energy**

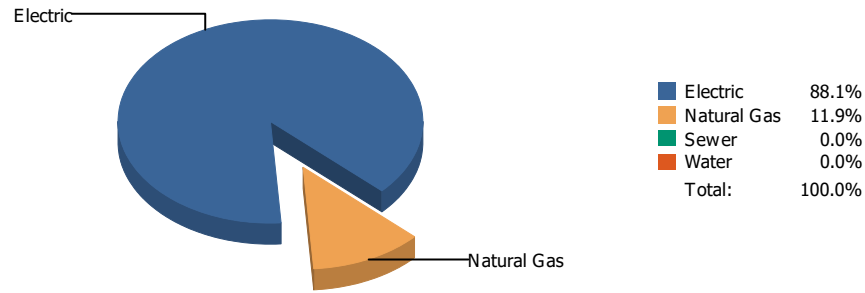


**Cost**

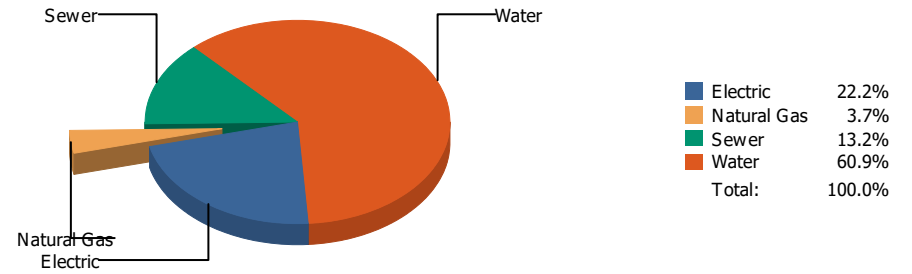


Commodity	Common Use	Energy Use	Energy Use / Area	Total Cost	Cost / Unit	Cost / Area
<b>Place: [DONHASKINSPK8] DON HASKINS PK-8 051 [BUILDING]</b>						
<b>Area: 163,678 ft<sup>2</sup></b>						
<b>Billing Period: May 2024</b>						
ELECTRIC	41,026.00 kWh	139,981 Kbtu	0.855 Kbtu/ft <sup>2</sup>	\$5,289.99	\$0.129 /kWh	\$0.032 /ft <sup>2</sup>
NATURALGAS	691.00 CCF	71,588 Kbtu	0.437 Kbtu/ft <sup>2</sup>	\$641.44	\$0.928 /CCF	\$0.004 /ft <sup>2</sup>
SEWER	305.00 CCF			\$2,527.03	\$8.285 /CCF	\$0.015 /ft <sup>2</sup>
WATER	601.00 CCF			\$3,607.57	\$6.003 /CCF	\$0.022 /ft <sup>2</sup>
<b>Totals:</b>		<b>211,568 Kbtu</b>	<b>1.293 Kbtu/ft<sup>2</sup></b>	<b>\$12,066.03</b>		

**Energy**

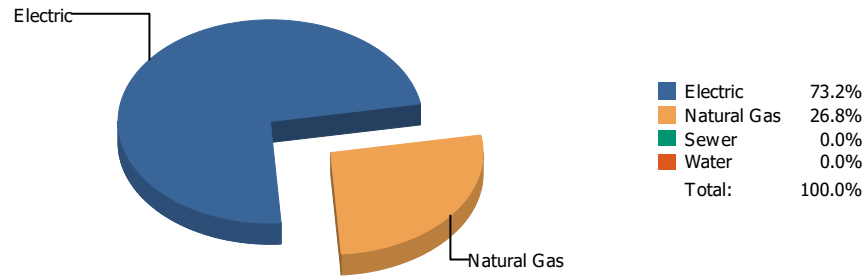


**Cost**

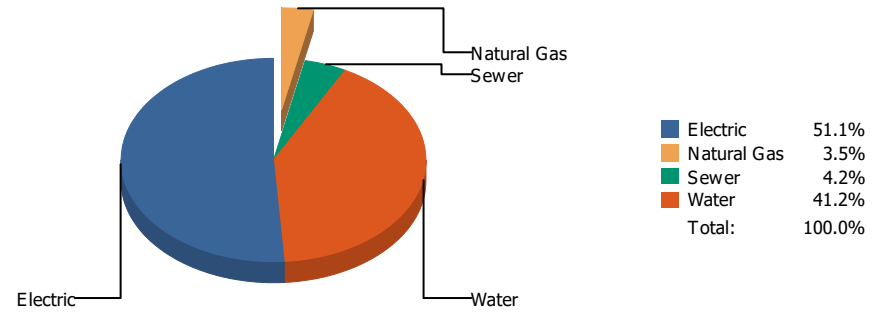


Commodity	Common Use	Energy Use	Energy Use / Area	Total Cost	Cost / Unit	Cost / Area
<b>Place: [DOUGLASS] DOUGLASS      114 [BUILDING]</b>						
<b>Area: 86,903 ft<sup>2</sup></b>						
<b>Billing Period: May 2024</b>						
ELECTRIC	26,372.00 kWh	89,981 Kbtu	1.035 Kbtu/ft <sup>2</sup>	\$3,227.33	\$0.122 /kWh	\$0.037 /ft <sup>2</sup>
NATURALGAS	117.00 CCF	12,121 Kbtu	0.139 Kbtu/ft <sup>2</sup>	\$533.24	\$4.558 /CCF	\$0.006 /ft <sup>2</sup>
SEWER	365.00 CCF			\$1,923.98	\$5.271 /CCF	\$0.022 /ft <sup>2</sup>
WATER	1,353.00 CCF			\$8,865.25	\$6.552 /CCF	\$0.102 /ft <sup>2</sup>
<b>Totals:</b>		<b>102,102 Kbtu</b>	<b>1.175 Kbtu/ft<sup>2</sup></b>	<b>\$14,549.80</b>		

**Energy**

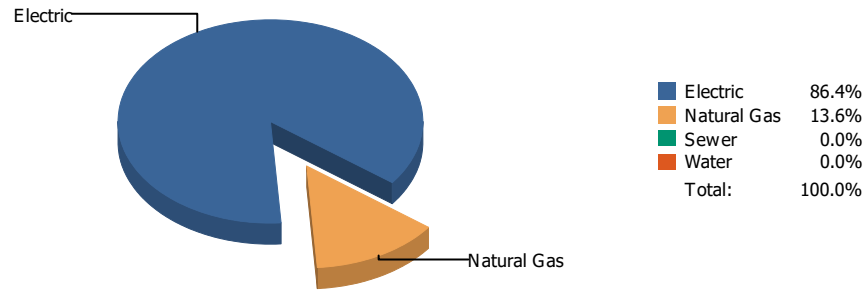


**Cost**

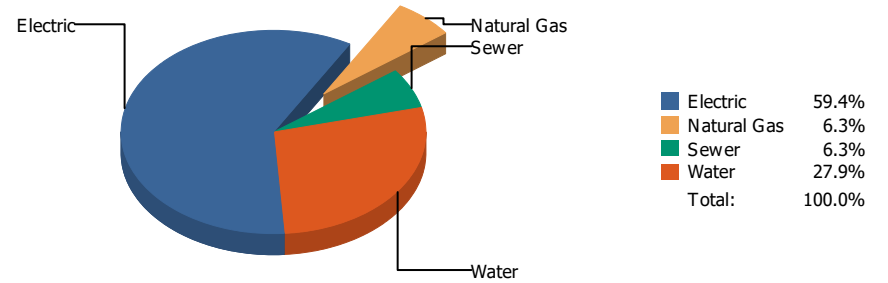


Commodity	Common Use	Energy Use	Energy Use / Area	Total Cost	Cost / Unit	Cost / Area
<b>Place: [DRHORNEDOMIDDLESCHOOL_1] DR. HORNEDO MIDDLE SCHOOL 058 [BUILDING]</b>						
<b>Area: 184,871 ft<sup>2</sup></b>						
<b>Billing Period: May 2024</b>						
ELECTRIC	75,000.00 kWh	255,900 Kbtu	1.384 Kbtu/ft <sup>2</sup>	\$11,337.26	\$0.151 /kWh	\$0.061 /ft <sup>2</sup>
NATURALGAS	904.00 CCF	93,654 Kbtu	0.507 Kbtu/ft <sup>2</sup>	\$767.71	\$0.849 /CCF	\$0.004 /ft <sup>2</sup>
SEWER	85.00 CCF			\$938.37	\$11.040 /CCF	\$0.005 /ft <sup>2</sup>
WATER	1,261.00 CCF			\$9,152.64	\$7.258 /CCF	\$0.049 /ft <sup>2</sup>
<b>Totals:</b>		<b>349,554 Kbtu</b>	<b>1.891 Kbtu/ft<sup>2</sup></b>	<b>\$22,195.98</b>		

**Energy**

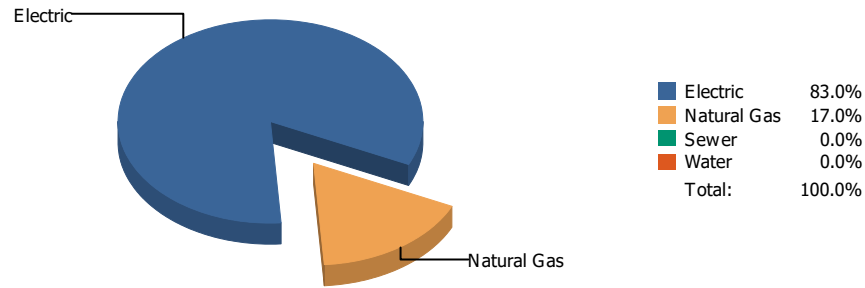


**Cost**

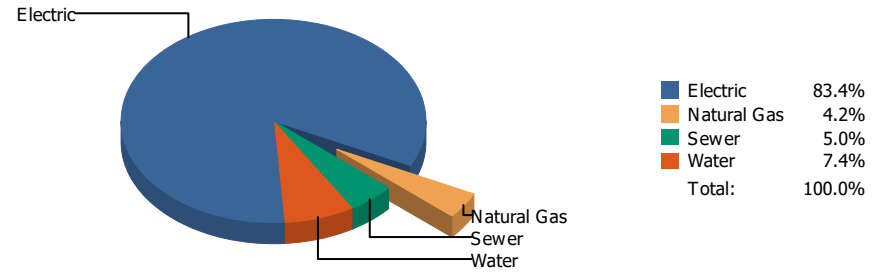


Commodity	Common Use	Energy Use	Energy Use / Area	Total Cost	Cost / Unit	Cost / Area
<b>Place: [EL-PASO-HIGH] EL PASO HIGH 006 [BUILDING]</b>						
<b>Area: 236,062 ft<sup>2</sup></b>						
<b>Billing Period: May 2024</b>						
ELECTRIC	168,906.00 kWh	576,307 Kbtu	2.441 Kbtu/ft <sup>2</sup>	\$22,326.47	\$0.132 /kWh	\$0.094 /ft <sup>2</sup>
NATURALGAS	875.00 CCF	90,650 Kbtu	0.384 Kbtu/ft <sup>2</sup>	\$2,375.12	\$2.714 /CCF	\$0.010 /ft <sup>2</sup>
SEWER	252.00 CCF			\$2,376.52	\$9.431 /CCF	\$0.010 /ft <sup>2</sup>
WATER	1,326.00 CCF			\$10,481.46	\$7.905 /CCF	\$0.044 /ft <sup>2</sup>
<b>Totals:</b>		<b>666,957 Kbtu</b>	<b>2.825 Kbtu/ft<sup>2</sup></b>	<b>\$37,559.57</b>		

**Energy**

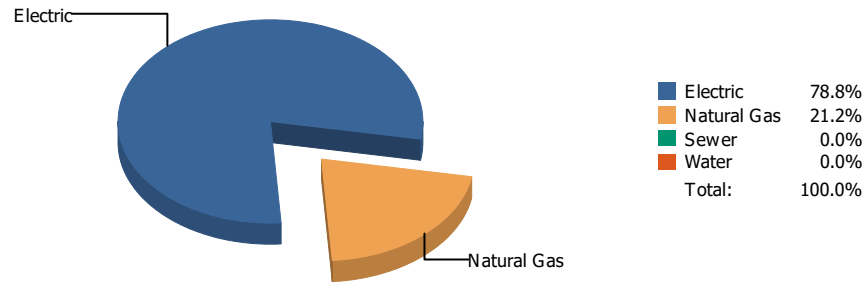


**Cost**

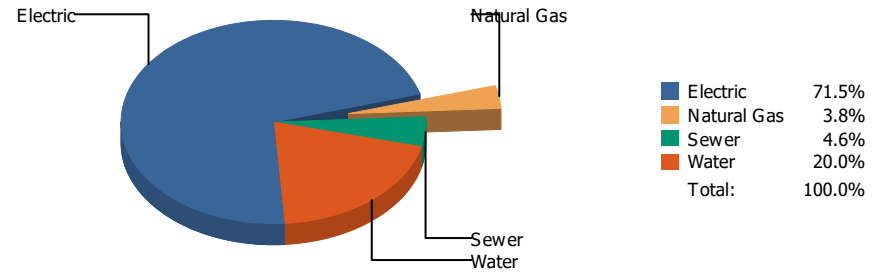


Commodity	Common Use	Energy Use	Energy Use / Area	Total Cost	Cost / Unit	Cost / Area
<b>Place: [FRANKLIN] FRANKLIN HIGH SCHOOL 010 [BUILDING]</b>						
<b>Area: 329,377 ft<sup>2</sup></b>						
<b>Billing Period: May 2024</b>						
ELECTRIC	164,466.00 kWh	561,158 Kbtu	1.704 Kbtu/ft <sup>2</sup>	\$22,465.58	\$0.137 /kWh	\$0.068 /ft <sup>2</sup>
NATURALGAS	1,108.00 CCF	114,789 Kbtu	0.349 Kbtu/ft <sup>2</sup>	\$1,120.84	\$1.012 /CCF	\$0.003 /ft <sup>2</sup>
SEWER	189.00 CCF			\$1,347.09	\$7.127 /CCF	\$0.004 /ft <sup>2</sup>
WATER	358.00 CCF			\$1,994.39	\$5.571 /CCF	\$0.006 /ft <sup>2</sup>
<b>Totals:</b>		<b>675,947 Kbtu</b>	<b>2.052 Kbtu/ft<sup>2</sup></b>	<b>\$26,927.90</b>		

**Energy**



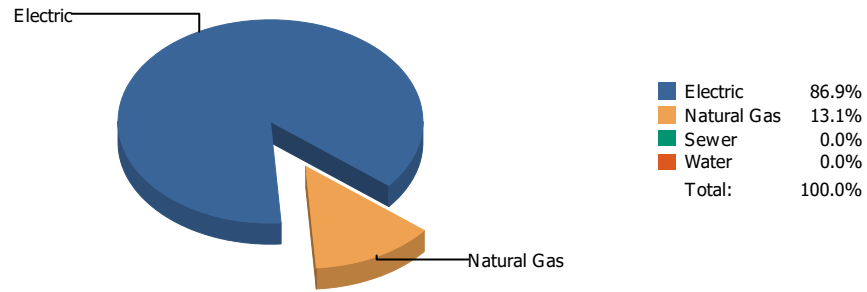
**Cost**



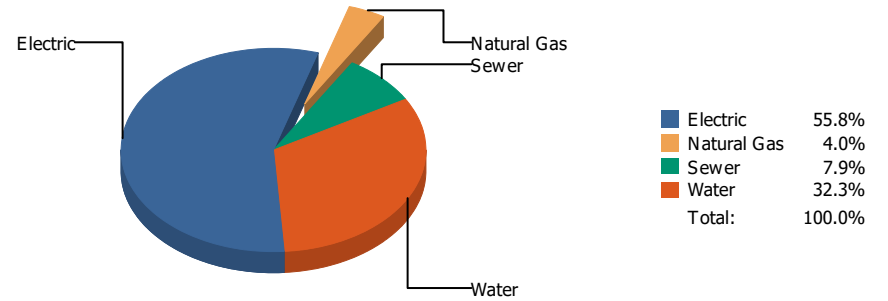
Commodity	Common Use	Energy Use	Energy Use / Area	Total Cost	Cost / Unit	Cost / Area
<b>Place: [FRANKLIN9THGRADECENTER_2] FRANKLIN 9TH GRADE CENTER 053 [BUILDING]</b>						
<b>Area: 193,158 ft<sup>2</sup></b>						
<b>Billing Period: May 2024</b>						
ELECTRIC	112,493.00 kWh	383,826 Kbtu	1.987 Kbtu/ft <sup>2</sup>	\$15,310.81	\$0.136 /kWh	\$0.079 /ft <sup>2</sup>
NATURALGAS	998.00 CCF	103,393 Kbtu	0.535 Kbtu/ft <sup>2</sup>	\$823.40	\$0.825 /CCF	\$0.004 /ft <sup>2</sup>
SEWER	97.00 CCF			\$985.53	\$10.160 /CCF	\$0.005 /ft <sup>2</sup>
WATER	1,148.00 CCF			\$4,279.92	\$3.728 /CCF	\$0.022 /ft <sup>2</sup>
<b>Totals:</b>		<b>487,219 Kbtu</b>	<b>2.522 Kbtu/ft<sup>2</sup></b>	<b>\$21,399.66</b>		



**Energy**

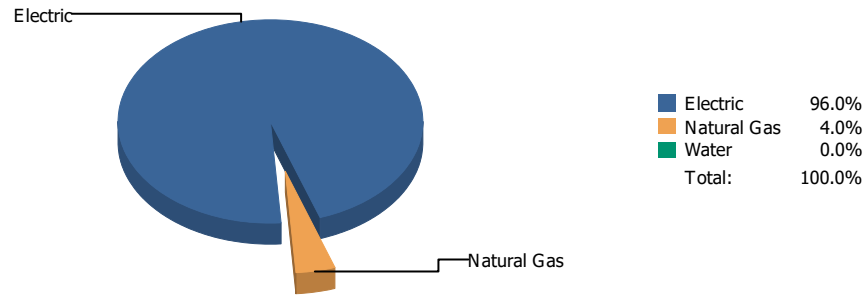


**Cost**

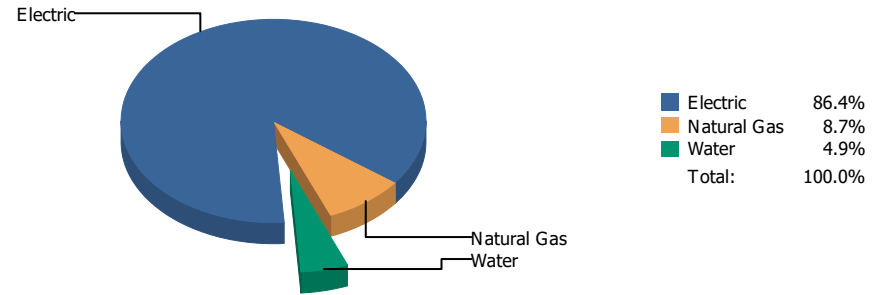


Commodity	Common Use	Energy Use	Energy Use / Area	Total Cost	Cost / Unit	Cost / Area
<b>Place: [GABRIEL_NAVARETTEMIDDLE] GABRIEL NAVARRETE [BUILDING]</b>						
<b>Area: 0 ft<sup>2</sup></b>						
<b>Billing Period: May 2024</b>						
ELECTRIC	91,951.00 kWh	313,737 Kbtu		\$9,932.52	\$0.108 /kWh	
NATURALGAS	457.00 CCF	47,345 Kbtu		\$711.13	\$1.556 /CCF	
SEWER	50.00 CCF			\$1,405.14	\$28.103 /CCF	
WATER	540.00 CCF			\$5,735.63	\$10.622 /CCF	
<b>Totals:</b>		<b>361,082 Kbtu</b>		<b>\$17,784.42</b>		

**Energy**

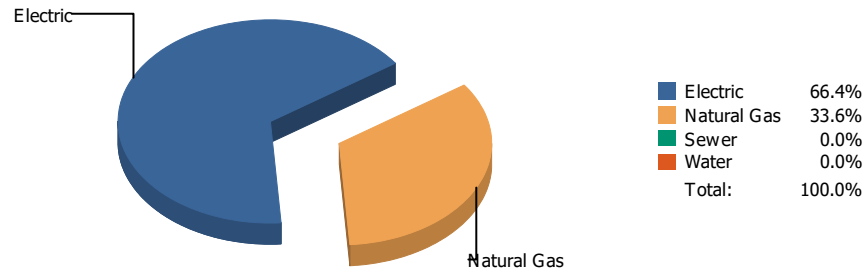


**Cost**

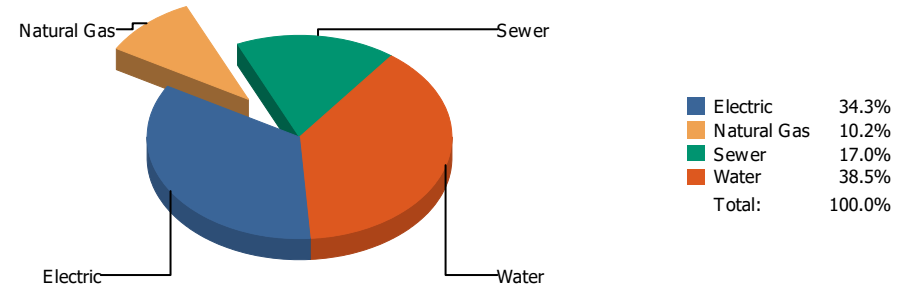


Commodity	Common Use	Energy Use	Energy Use / Area	Total Cost	Cost / Unit	Cost / Area
<b>Place: [GAMBLE] JAMES GAMBLE WAREHOUSE [BUILDING]</b>						
<b>Area: 53,241 ft<sup>2</sup></b>						
<b>Billing Period: May 2024</b>						
ELECTRIC	21,582.00 kWh	73,638 Kbtu	1.383 Kbtu/ft <sup>2</sup>	\$2,489.49	\$0.115 /kWh	\$0.047 /ft <sup>2</sup>
NATURALGAS	30.00 CCF	3,108 Kbtu	0.058 Kbtu/ft <sup>2</sup>	\$249.75	\$8.325 /CCF	\$0.005 /ft <sup>2</sup>
WATER	0.00 CCF			\$141.18	\$0.000 /CCF	\$0.003 /ft <sup>2</sup>
<b>Totals:</b>		<b>76,746 Kbtu</b>	<b>1.441 Kbtu/ft<sup>2</sup></b>	<b>\$2,880.42</b>		

**Energy**

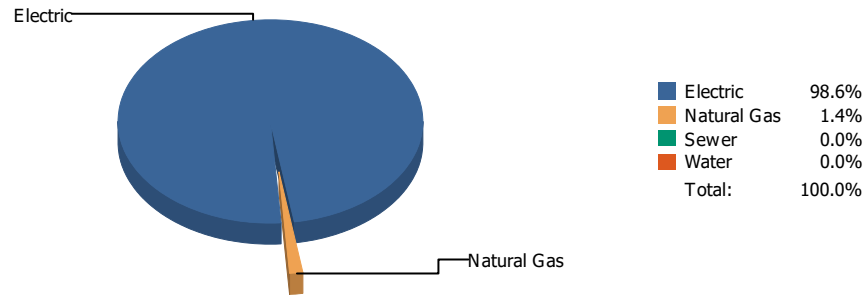


**Cost**

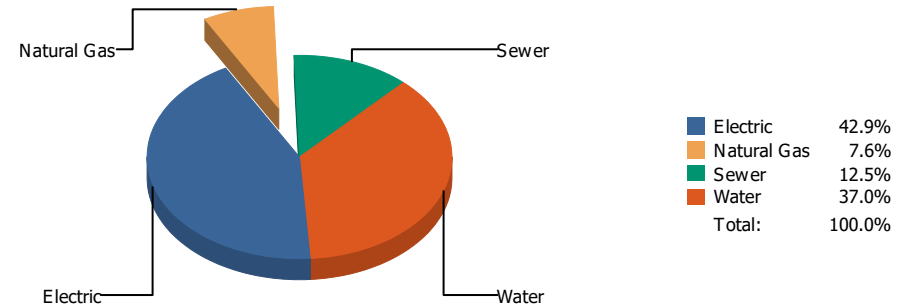


Commodity	Common Use	Energy Use	Energy Use / Area	Total Cost	Cost / Unit	Cost / Area
<b>Place: [GREEN] GREEN ELEMENTARY SCHOOL 162 [BUILDING]</b>						
<b>Area: 88,156 ft<sup>2</sup></b>						
<b>Billing Period: May 2024</b>						
ELECTRIC	20,846.00 kWh	71,127 Kbtu	0.807 Kbtu/ft <sup>2</sup>	\$2,264.14	\$0.109 /kWh	\$0.026 /ft <sup>2</sup>
NATURALGAS	348.00 CCF	36,053 Kbtu	0.409 Kbtu/ft <sup>2</sup>	\$670.01	\$1.925 /CCF	\$0.008 /ft <sup>2</sup>
SEWER	87.00 CCF			\$1,123.75	\$12.917 /CCF	\$0.013 /ft <sup>2</sup>
WATER	398.00 CCF			\$2,539.98	\$6.382 /CCF	\$0.029 /ft <sup>2</sup>
<b>Totals:</b>		<b>107,179 Kbtu</b>	<b>1.216 Kbtu/ft<sup>2</sup></b>	<b>\$6,597.88</b>		

**Energy**

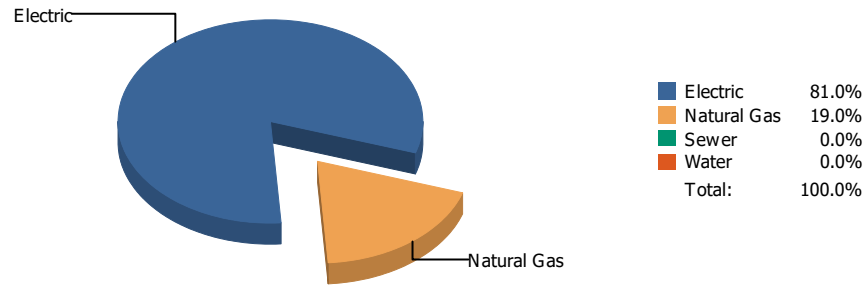


**Cost**

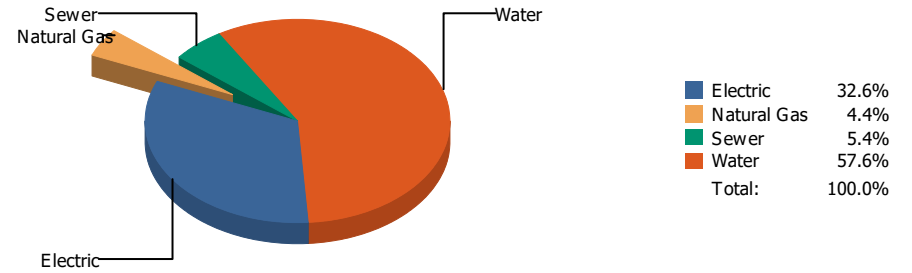


Commodity	Common Use	Energy Use	Energy Use / Area	Total Cost	Cost / Unit	Cost / Area
<b>Place: [GUERRERO] ROSA GUERRERO ELEMENTARY 163 [BUILDING]</b>						
<b>Area: 88,641 ft<sup>2</sup></b>						
<b>Billing Period: May 2024</b>						
ELECTRIC	22,031.00 kWh	75,170 Kbtu	0.848 Kbtu/ft <sup>2</sup>	\$2,653.43	\$0.120 /kWh	\$0.030 /ft <sup>2</sup>
NATURALGAS	10.00 CCF	1,036 Kbtu	0.012 Kbtu/ft <sup>2</sup>	\$469.61	\$46.961 /CCF	\$0.005 /ft <sup>2</sup>
SEWER	51.00 CCF			\$770.31	\$15.104 /CCF	\$0.009 /ft <sup>2</sup>
WATER	460.00 CCF			\$2,287.77	\$4.973 /CCF	\$0.026 /ft <sup>2</sup>
<b>Totals:</b>		<b>76,206 Kbtu</b>	<b>0.860 Kbtu/ft<sup>2</sup></b>	<b>\$6,181.12</b>		

**Energy**

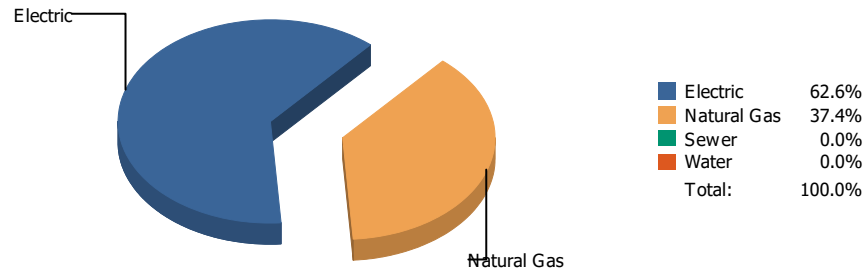


**Cost**

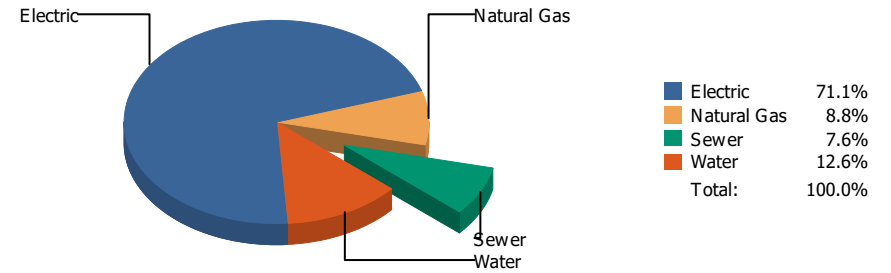


Commodity	Common Use	Energy Use	Energy Use / Area	Total Cost	Cost / Unit	Cost / Area
<b>Place: [GUILLEN] GUILLEN      044 [BUILDING]</b>						
<b>Area: 223,773 ft<sup>2</sup></b>						
<b>Billing Period: May 2024</b>						
ELECTRIC	52,141.00 kWh	177,905 Kbtu	0.795 Kbtu/ft <sup>2</sup>	\$5,744.07	\$0.110 /kWh	\$0.026 /ft <sup>2</sup>
NATURALGAS	403.00 CCF	41,751 Kbtu	0.187 Kbtu/ft <sup>2</sup>	\$768.32	\$1.907 /CCF	\$0.003 /ft <sup>2</sup>
SEWER	98.00 CCF			\$955.02	\$9.745 /CCF	\$0.004 /ft <sup>2</sup>
WATER	1,477.00 CCF			\$10,142.96	\$6.867 /CCF	\$0.045 /ft <sup>2</sup>
<b>Totals:</b>		<b>219,656 Kbtu</b>	<b>0.982 Kbtu/ft<sup>2</sup></b>	<b>\$17,610.37</b>		

**Energy**

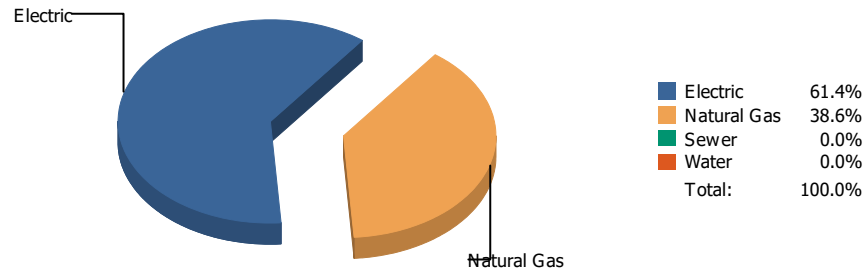


**Cost**

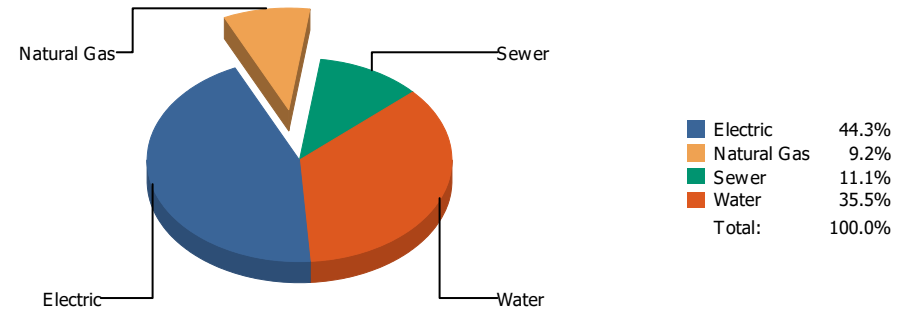


Commodity	Common Use	Energy Use	Energy Use / Area	Total Cost	Cost / Unit	Cost / Area
<b>Place: [HART] HART      118 [BUILDING]</b>						
<b>Area: 63,357 ft<sup>2</sup></b>						
<b>Billing Period: May 2024</b>						
ELECTRIC	45,155.00 kWh	154,069 Kbtu	2.432 Kbtu/ft <sup>2</sup>	\$6,146.25	\$0.136 /kWh	\$0.097 /ft <sup>2</sup>
NATURALGAS	888.00 CCF	91,997 Kbtu	1.452 Kbtu/ft <sup>2</sup>	\$758.19	\$0.854 /CCF	\$0.012 /ft <sup>2</sup>
SEWER	67.00 CCF			\$655.67	\$9.786 /CCF	\$0.010 /ft <sup>2</sup>
WATER	157.00 CCF			\$1,086.10	\$6.918 /CCF	\$0.017 /ft <sup>2</sup>
<b>Totals:</b>		<b>246,066 Kbtu</b>	<b>3.884 Kbtu/ft<sup>2</sup></b>	<b>\$8,646.21</b>		

**Energy**

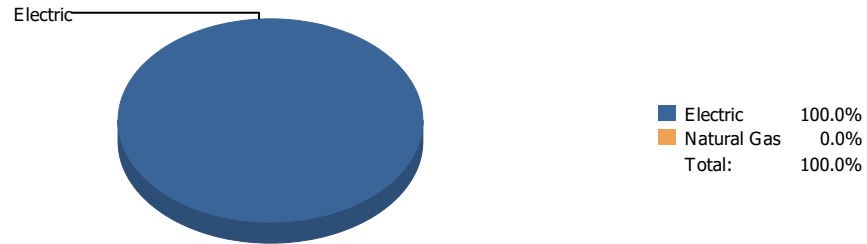


**Cost**

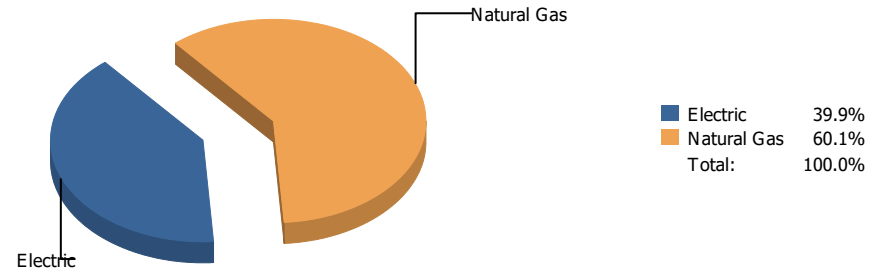


Commodity	Common Use	Energy Use	Energy Use / Area	Total Cost	Cost / Unit	Cost / Area
<b>Place: [HAWKINS] HAWKINS 119 [BUILDING]</b>						
<b>Area: 57,207 ft<sup>2</sup></b>						
<b>Billing Period: May 2024</b>						
ELECTRIC	19,426.00 kWh	66,282 Kbtu	1.159 Kbtu/ft <sup>2</sup>	\$2,262.77	\$0.116 /kWh	\$0.039 /ft <sup>2</sup>
NATURALGAS	402.00 CCF	41,647 Kbtu	0.728 Kbtu/ft <sup>2</sup>	\$470.44	\$1.170 /CCF	\$0.008 /ft <sup>2</sup>
SEWER	54.00 CCF			\$567.26	\$10.505 /CCF	\$0.010 /ft <sup>2</sup>
WATER	216.00 CCF			\$1,812.82	\$8.393 /CCF	\$0.032 /ft <sup>2</sup>
<b>Totals:</b>		<b>107,929 Kbtu</b>	<b>1.887 Kbtu/ft<sup>2</sup></b>	<b>\$5,113.29</b>		

**Energy**



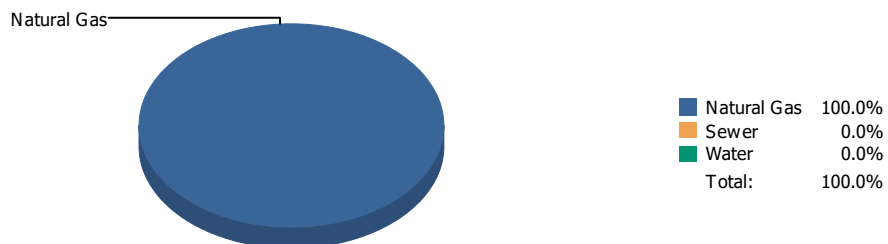
**Cost**



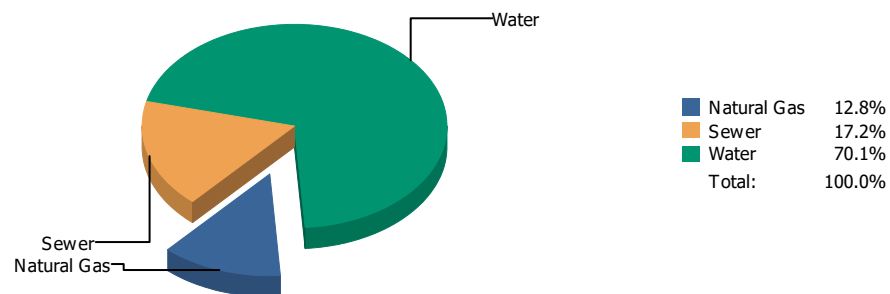
Commodity	Common Use	Energy Use	Energy Use / Area	Total Cost	Cost / Unit	Cost / Area
<b>Place: [HERCULES] HERCULES COTTAGES Lafarelle 141A [BUILDING]</b>						
<b>Area: 10,160 ft<sup>2</sup></b>						
<b>Billing Period: May 2024</b>						
ELECTRIC	38.00 kWh	130 Kbtu	0.013 Kbtu/ft <sup>2</sup>	\$154.11	\$4.056 /kWh	\$0.015 /ft <sup>2</sup>
NATURALGAS	0.00 CCF	0 Kbtu	0.000 Kbtu/ft <sup>2</sup>	\$231.98	\$0.000 /CCF	\$0.023 /ft <sup>2</sup>
<b>Totals:</b>		<b>130 Kbtu</b>	<b>0.013 Kbtu/ft<sup>2</sup></b>	<b>\$386.09</b>		



### Energy



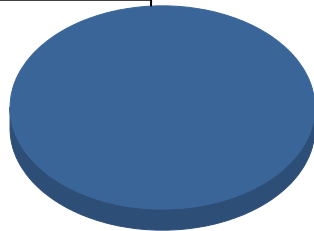
### Cost



Commodity	Common Use	Energy Use	Energy Use / Area	Total Cost	Cost / Unit	Cost / Area
<b>Place: [HERRERA_1] HERRERA ELEMENTARY 174 [BUILDING]</b>						
<b>Area: 86,275 ft<sup>2</sup></b>						
<b>Billing Period: May 2024</b>						
NATURALGAS	490.00 CCF	50,764 Kbtu	0.588 Kbtu/ft <sup>2</sup>	\$522.35	\$1.066 /CCF	\$0.006 /ft <sup>2</sup>
SEWER	25.00 CCF			\$702.57	\$28.103 /CCF	\$0.008 /ft <sup>2</sup>
WATER	307.00 CCF			\$2,868.63	\$9.344 /CCF	\$0.033 /ft <sup>2</sup>
<b>Totals:</b>		<b>50,764 Kbtu</b>	<b>0.588 Kbtu/ft<sup>2</sup></b>	<b>\$4,093.55</b>		

**Energy**

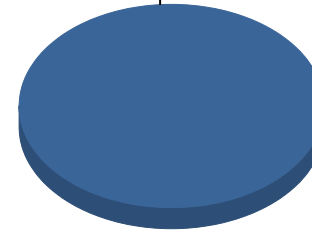
Electric



■ Electric 100.0%  
Total: 100.0%

**Cost**

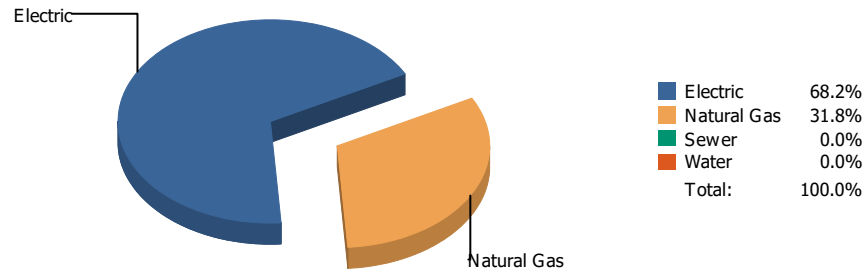
Electric



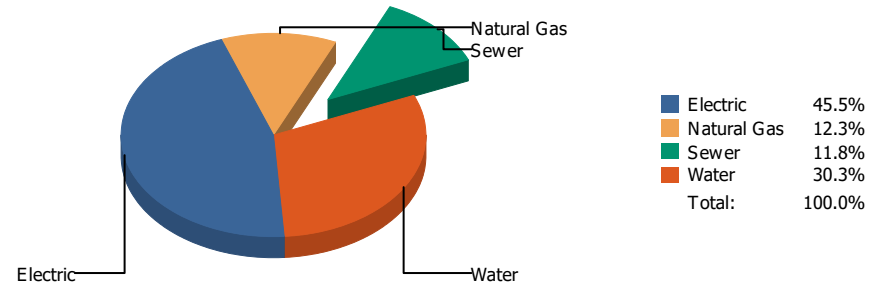
■ Electric 100.0%  
Total: 100.0%

Commodity	Common Use	Energy Use	Energy Use / Area	Total Cost	Cost / Unit	Cost / Area
<b>Place: [HIGHLAND] HIGHLAND/ANNEX 120 [BUILDING]</b>						
<b>Area: 33,705 ft<sup>2</sup></b>						
<b>Billing Period: May 2024</b>						
ELECTRIC	28,884.00 kWh	98,552 Kbtu	2.924 Kbtu/ft <sup>2</sup>	\$2,175.75	\$0.075 /kWh	\$0.065 /ft <sup>2</sup>
<b>Totals:</b>		<b>98,552 Kbtu</b>	<b>2.924 Kbtu/ft<sup>2</sup></b>	<b>\$2,175.75</b>		

**Energy**

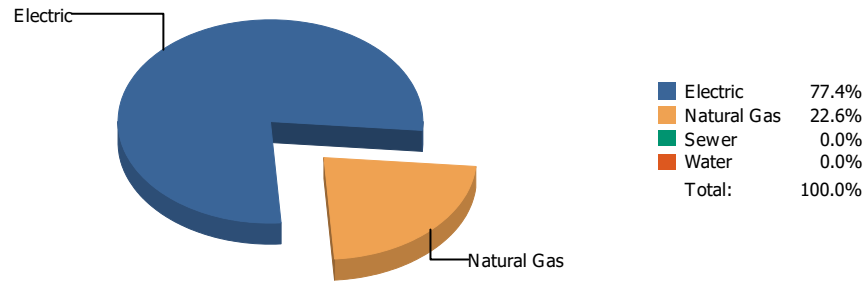


**Cost**

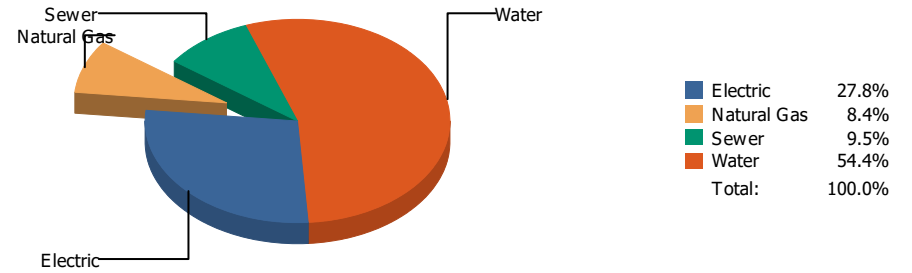


Commodity	Common Use	Energy Use	Energy Use / Area	Total Cost	Cost / Unit	Cost / Area
<b>Place: [HILLSIDE] HILLSIDE 121 [BUILDING]</b>						
<b>Area: 80,656 ft<sup>2</sup></b>						
<b>Billing Period: May 2024</b>						
ELECTRIC	24,561.00 kWh	83,802 Kbtu	1.039 Kbtu/ft <sup>2</sup>	\$3,390.68	\$0.138 /kWh	\$0.042 /ft <sup>2</sup>
NATURALGAS	377.00 CCF	39,057 Kbtu	0.484 Kbtu/ft <sup>2</sup>	\$919.07	\$2.438 /CCF	\$0.011 /ft <sup>2</sup>
SEWER	78.00 CCF			\$876.42	\$11.236 /CCF	\$0.011 /ft <sup>2</sup>
WATER	293.00 CCF			\$2,257.77	\$7.706 /CCF	\$0.028 /ft <sup>2</sup>
<b>Totals:</b>		<b>122,859 Kbtu</b>	<b>1.523 Kbtu/ft<sup>2</sup></b>	<b>\$7,443.94</b>		

**Energy**

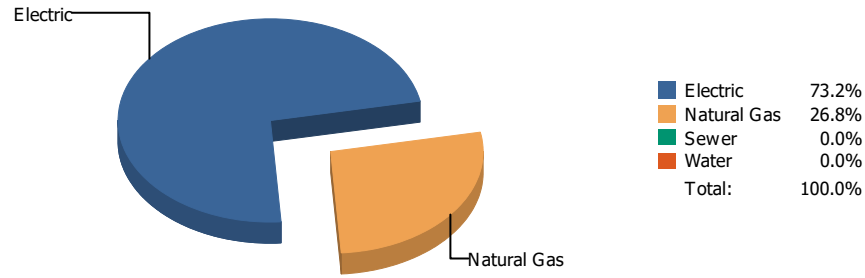


**Cost**

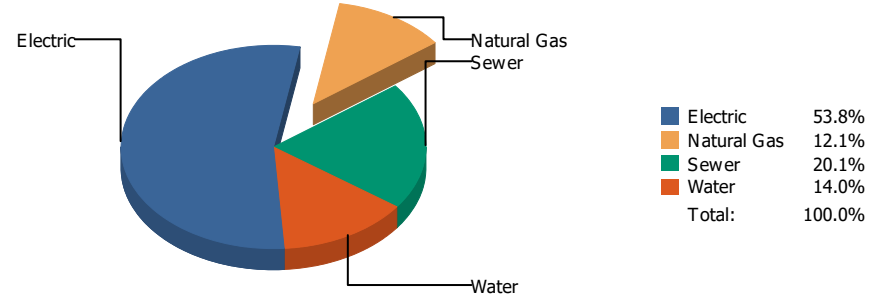


Commodity	Common Use	Energy Use	Energy Use / Area	Total Cost	Cost / Unit	Cost / Area
<b>Place: [HOUSTON] HOUSTON      122 [BUILDING]</b>						
<b>Area: 84,178 ft<sup>2</sup></b>						
<b>Billing Period: May 2024</b>						
ELECTRIC	21,360.00 kWh	72,880 Kbtu	0.866 Kbtu/ft <sup>2</sup>	\$1,941.24	\$0.091 /kWh	\$0.023 /ft <sup>2</sup>
NATURALGAS	205.00 CCF	21,238 Kbtu	0.252 Kbtu/ft <sup>2</sup>	\$585.45	\$2.856 /CCF	\$0.007 /ft <sup>2</sup>
SEWER	24.00 CCF			\$664.20	\$27.675 /CCF	\$0.008 /ft <sup>2</sup>
WATER	633.00 CCF			\$3,800.48	\$6.004 /CCF	\$0.045 /ft <sup>2</sup>
<b>Totals:</b>		<b>94,118 Kbtu</b>	<b>1.118 Kbtu/ft<sup>2</sup></b>	<b>\$6,991.37</b>		

**Energy**

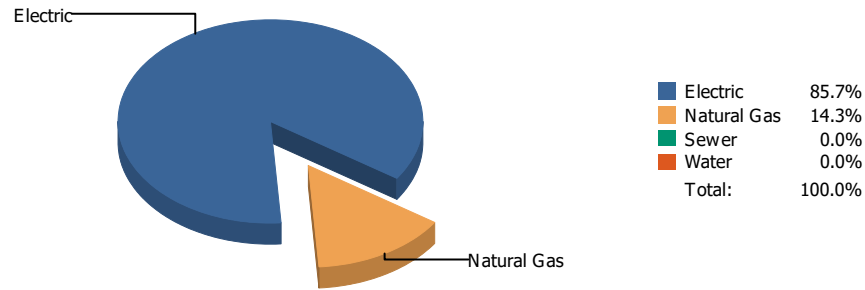


**Cost**

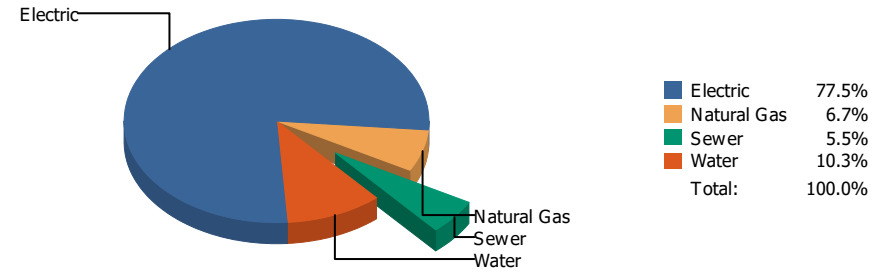


Commodity	Common Use	Energy Use	Energy Use / Area	Total Cost	Cost / Unit	Cost / Area
<b>Place: [IRVIN] IRVIN 008 [BUILDING]</b>						
<b>Area: 303,804 ft<sup>2</sup></b>						
<b>Billing Period: May 2024</b>						
ELECTRIC	130,432.00 kWh	445,034 Kbtu	1.465 Kbtu/ft <sup>2</sup>	\$14,466.36	\$0.111 /kWh	\$0.047 /ft <sup>2</sup>
NATURALGAS	1,574.00 CCF	163,066 Kbtu	0.537 Kbtu/ft <sup>2</sup>	\$3,252.97	\$2.067 /CCF	\$0.010 /ft <sup>2</sup>
SEWER	1,274.00 CCF			\$5,399.18	\$4.238 /CCF	\$0.018 /ft <sup>2</sup>
WATER	678.00 CCF			\$3,770.03	\$5.561 /CCF	\$0.012 /ft <sup>2</sup>
<b>Totals:</b>		<b>608,100 Kbtu</b>	<b>2.002 Kbtu/ft<sup>2</sup></b>	<b>\$26,888.54</b>		

**Energy**

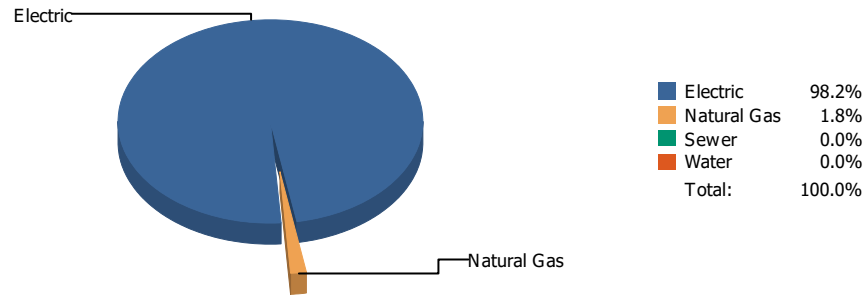


**Cost**

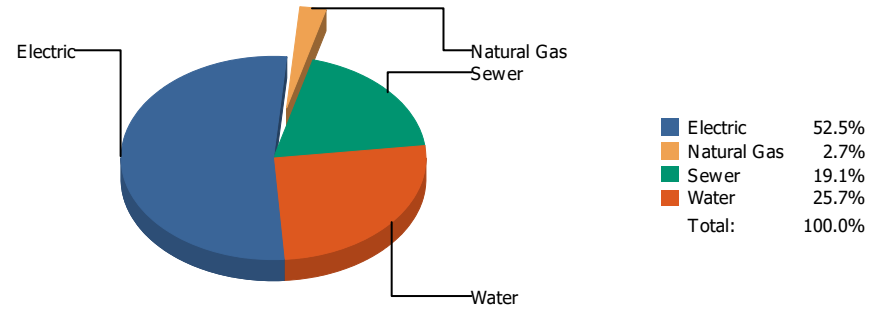


Commodity	Common Use	Energy Use	Energy Use / Area	Total Cost	Cost / Unit	Cost / Area
<b>Place: [JEFFERSN] JEFFERSON 009 [BUILDING]</b>						
<b>Area: 257,708 ft<sup>2</sup></b>						
<b>Billing Period: May 2024</b>						
ELECTRIC	99,327.00 kWh	338,904 Kbtu	1.315 Kbtu/ft <sup>2</sup>	\$19,934.30	\$0.201 /kWh	\$0.077 /ft <sup>2</sup>
NATURALGAS	548.00 CCF	56,773 Kbtu	0.220 Kbtu/ft <sup>2</sup>	\$1,716.35	\$3.132 /CCF	\$0.006 /ft <sup>2</sup>
SEWER	218.00 CCF			\$1,418.12	\$6.505 /CCF	\$0.005 /ft <sup>2</sup>
WATER	530.00 CCF			\$2,637.66	\$4.977 /CCF	\$0.010 /ft <sup>2</sup>
<b>Totals:</b>		<b>395,677 Kbtu</b>	<b>1.535 Kbtu/ft<sup>2</sup></b>	<b>\$25,706.43</b>		

**Energy**

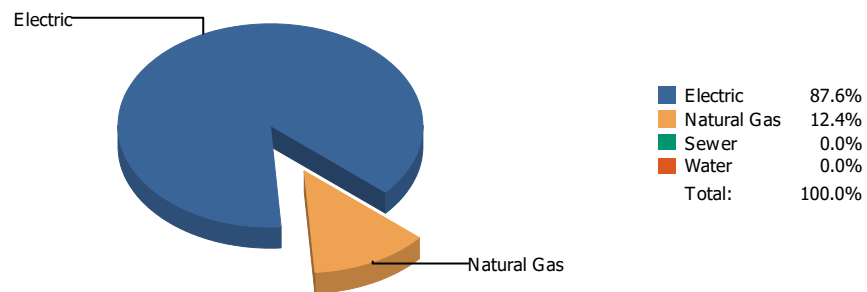


**Cost**

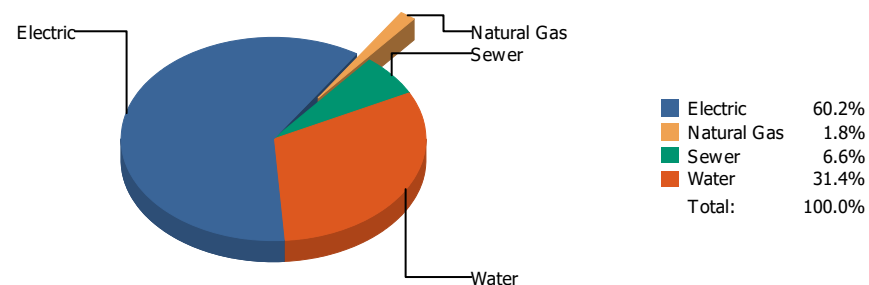


Commodity	Common Use	Energy Use	Energy Use / Area	Total Cost	Cost / Unit	Cost / Area
<b>Place: [JOSEPH_E_TORRES] JOSEPH E. TORRES ELEMENTARY 158 [BUILDING]</b>						
<b>Area: 59,142 ft<sup>2</sup></b>						
<b>Billing Period: May 2024</b>						
ELECTRIC	55,481.00 kWh	189,301 Kbtu	3.201 Kbtu/ft <sup>2</sup>	\$6,627.40	\$0.119 /kWh	\$0.112 /ft <sup>2</sup>
NATURALGAS	33.00 CCF	3,419 Kbtu	0.058 Kbtu/ft <sup>2</sup>	\$336.40	\$10.194 /CCF	\$0.006 /ft <sup>2</sup>
SEWER	305.00 CCF			\$2,407.29	\$7.893 /CCF	\$0.041 /ft <sup>2</sup>
WATER	537.00 CCF			\$3,248.97	\$6.050 /CCF	\$0.055 /ft <sup>2</sup>
<b>Totals:</b>		<b>192,720 Kbtu</b>	<b>3.259 Kbtu/ft<sup>2</sup></b>	<b>\$12,620.06</b>		

### Energy



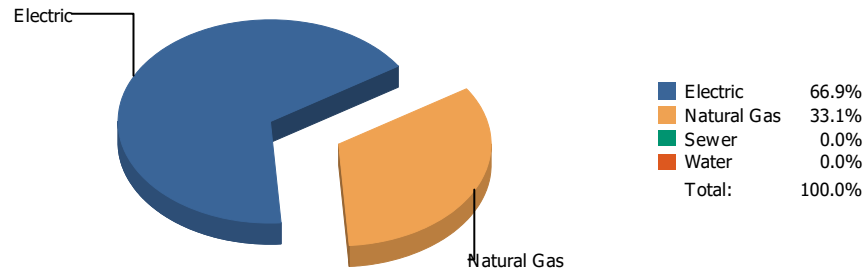
### Cost



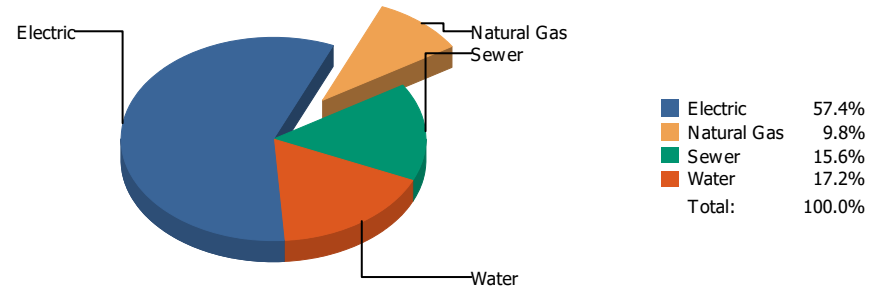
Commodity	Common Use	Energy Use	Energy Use / Area	Total Cost	Cost / Unit	Cost / Area
<b>Place: [JV_TINAJERO_] J.V. TINAJERO PK-8 [BUILDING]</b>						
<b>Area: 312,312 ft<sup>2</sup></b>						
<b>Billing Period: May 2024</b>						
ELECTRIC	91,490.00 kWh	312,164 Kbtu	1.000 Kbtu/ft <sup>2</sup>	\$9,696.29	\$0.106 /kWh	\$0.031 /ft <sup>2</sup>
NATURALGAS	428.00 CCF	44,341 Kbtu	0.142 Kbtu/ft <sup>2</sup>	\$296.39	\$0.693 /CCF	\$0.001 /ft <sup>2</sup>
SEWER	73.00 CCF			\$1,068.73	\$14.640 /CCF	\$0.003 /ft <sup>2</sup>
WATER	778.00 CCF			\$5,057.13	\$6.500 /CCF	\$0.016 /ft <sup>2</sup>
<b>Totals:</b>		<b>356,505 Kbtu</b>	<b>1.142 Kbtu/ft<sup>2</sup></b>	<b>\$16,118.54</b>		



**Energy**

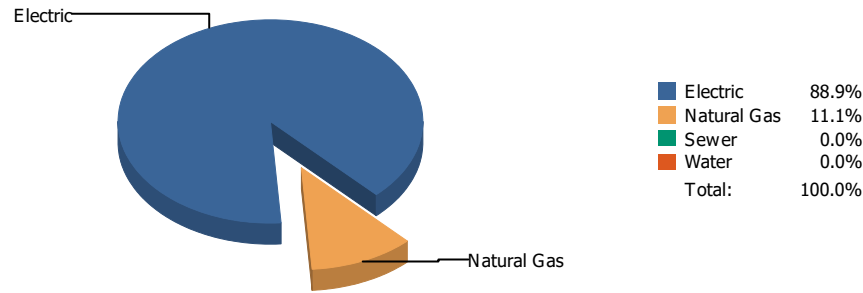


**Cost**

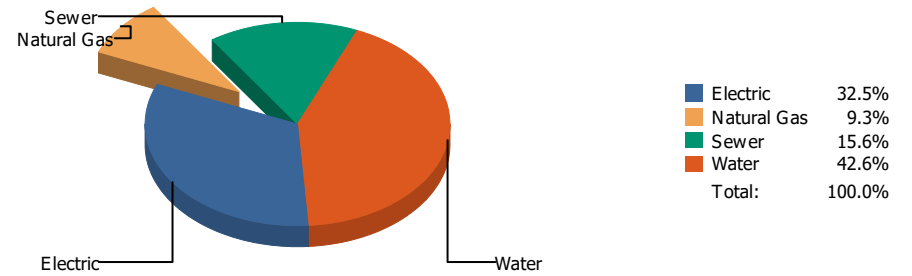


Commodity	Common Use	Energy Use	Energy Use / Area	Total Cost	Cost / Unit	Cost / Area
<b>Place: [KOHLBERG] KOHLBERG ELEMENTARY [BUILDING]</b>						
<b>Area: 99,884 ft<sup>2</sup></b>						
<b>Billing Period: May 2024</b>						
ELECTRIC	29,316.00 kWh	100,026 Kbtu	1.001 Kbtu/ft <sup>2</sup>	\$4,382.11	\$0.149 /kWh	\$0.044 /ft <sup>2</sup>
NATURALGAS	477.00 CCF	49,417 Kbtu	0.495 Kbtu/ft <sup>2</sup>	\$746.81	\$1.566 /CCF	\$0.007 /ft <sup>2</sup>
SEWER	167.00 CCF			\$1,189.75	\$7.124 /CCF	\$0.012 /ft <sup>2</sup>
WATER	261.00 CCF			\$1,317.02	\$5.046 /CCF	\$0.013 /ft <sup>2</sup>
<b>Totals:</b>		<b>149,443 Kbtu</b>	<b>1.496 Kbtu/ft<sup>2</sup></b>	<b>\$7,635.69</b>		

**Energy**



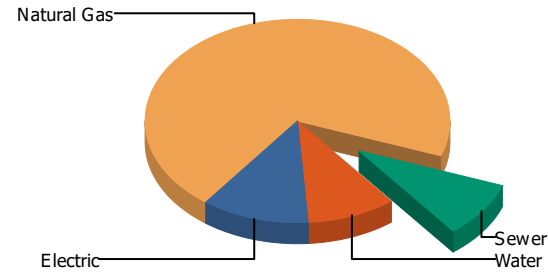
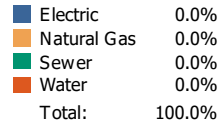
**Cost**



Commodity	Common Use	Energy Use	Energy Use / Area	Total Cost	Cost / Unit	Cost / Area
<b>Place: [LAMAR] LAMAR 125 [BUILDING]</b>						
<b>Area: 76,252 ft<sup>2</sup></b>						
<b>Billing Period: May 2024</b>						
ELECTRIC	22,564.00 kWh	76,988 Kbtu	1.010 Kbtu/ft <sup>2</sup>	\$2,638.11	\$0.117 /kWh	\$0.035 /ft <sup>2</sup>
NATURALGAS	93.00 CCF	9,635 Kbtu	0.126 Kbtu/ft <sup>2</sup>	\$751.04	\$8.076 /CCF	\$0.010 /ft <sup>2</sup>
SEWER	89.00 CCF			\$1,268.78	\$14.256 /CCF	\$0.017 /ft <sup>2</sup>
WATER	470.00 CCF			\$3,458.74	\$7.359 /CCF	\$0.045 /ft <sup>2</sup>
<b>Totals:</b>		<b>86,623 Kbtu</b>	<b>1.136 Kbtu/ft<sup>2</sup></b>	<b>\$8,116.67</b>		

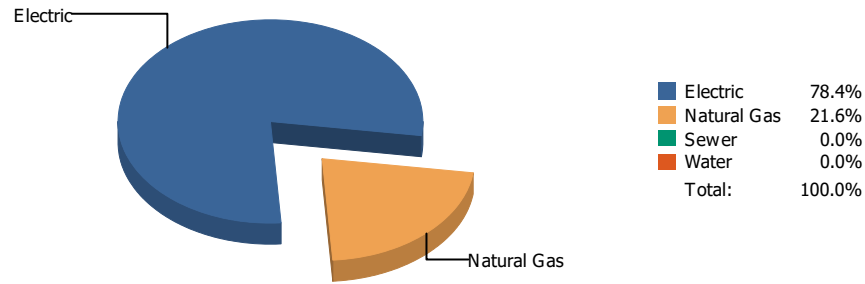
**Energy**

**Cost**

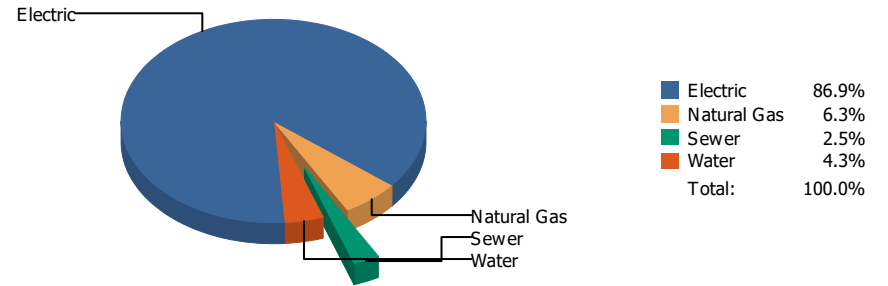


Commodity	Common Use	Energy Use	Energy Use / Area	Total Cost	Cost / Unit	Cost / Area
<b>Place: [LIVE-MAT] LIVE MATERIAL CENTER 929 [BUILDING]</b>						
<b>Area: 2,483 ft<sup>2</sup></b>						
<b>Billing Period: May 2024</b>						
ELECTRIC	0.00 kWh	0 Kbtu	0.000 Kbtu/ft <sup>2</sup>	\$75.22	\$0.000 /kWh	\$0.030 /ft <sup>2</sup>
NATURALGAS	0.00 CCF	0 Kbtu	0.000 Kbtu/ft <sup>2</sup>	\$463.96	\$0.000 /CCF	\$0.187 /ft <sup>2</sup>
SEWER	0.00 CCF			\$57.64	\$0.000 /CCF	\$0.023 /ft <sup>2</sup>
WATER	0.00 CCF			\$62.76	\$0.000 /CCF	\$0.025 /ft <sup>2</sup>
<b>Totals:</b>		<b>0 Kbtu</b>	<b>0.000 Kbtu/ft<sup>2</sup></b>	<b>\$659.58</b>		

**Energy**

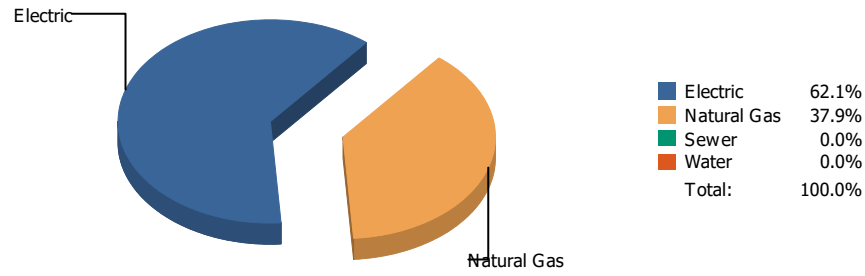


**Cost**

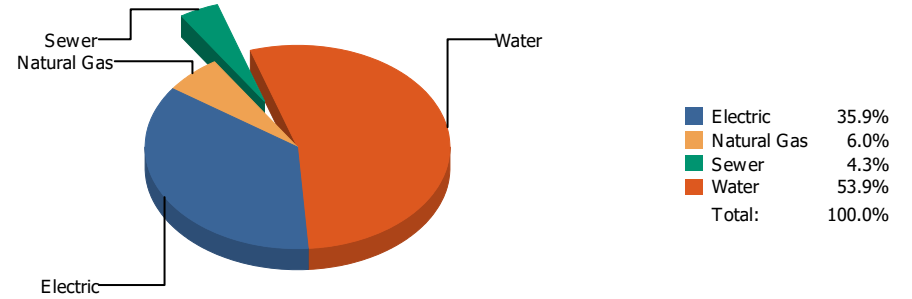


Commodity	Common Use	Energy Use	Energy Use / Area	Total Cost	Cost / Unit	Cost / Area
<b>Place: [LOGAN] LOGAN      128 [BUILDING]</b>						
<b>Area: 72,248 ft<sup>2</sup></b>						
<b>Billing Period: May 2024</b>						
ELECTRIC	55,237.00 kWh	188,469 Kbtu	2.609 Kbtu/ft <sup>2</sup>	\$7,285.27	\$0.132 /kWh	\$0.101 /ft <sup>2</sup>
NATURALGAS	500.00 CCF	51,800 Kbtu	0.717 Kbtu/ft <sup>2</sup>	\$528.28	\$1.057 /CCF	\$0.007 /ft <sup>2</sup>
SEWER	9.00 CCF			\$212.89	\$23.654 /CCF	\$0.003 /ft <sup>2</sup>
WATER	55.00 CCF			\$358.03	\$6.510 /CCF	\$0.005 /ft <sup>2</sup>
<b>Totals:</b>		<b>240,269 Kbtu</b>	<b>3.326 Kbtu/ft<sup>2</sup></b>	<b>\$8,384.47</b>		

**Energy**

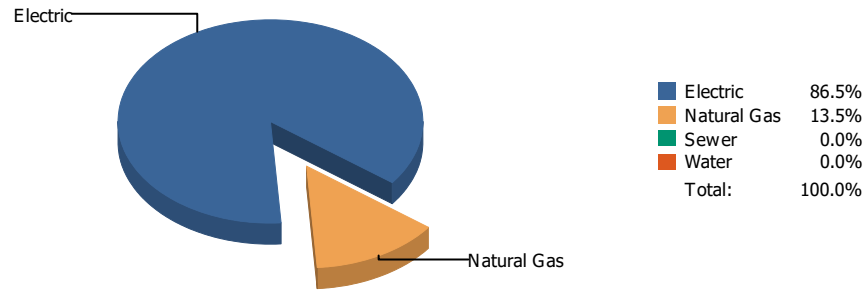


**Cost**

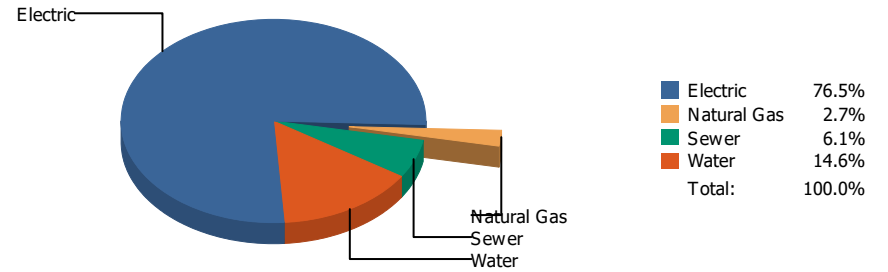


Commodity	Common Use	Energy Use	Energy Use / Area	Total Cost	Cost / Unit	Cost / Area
<b>Place: [LUNDY_2] LUNDY 177 [BUILDING]</b>						
<b>Area: 112,731 ft<sup>2</sup></b>						
<b>Billing Period: May 2024</b>						
ELECTRIC	59,335.00 kWh	202,451 Kbtu	1.796 Kbtu/ft <sup>2</sup>	\$7,054.80	\$0.119 /kWh	\$0.063 /ft <sup>2</sup>
NATURALGAS	1,194.00 CCF	123,698 Kbtu	1.097 Kbtu/ft <sup>2</sup>	\$1,171.48	\$0.981 /CCF	\$0.010 /ft <sup>2</sup>
SEWER	59.00 CCF			\$836.19	\$14.173 /CCF	\$0.007 /ft <sup>2</sup>
WATER	1,353.00 CCF			\$10,594.52	\$7.830 /CCF	\$0.094 /ft <sup>2</sup>
<b>Totals:</b>		<b>326,149 Kbtu</b>	<b>2.893 Kbtu/ft<sup>2</sup></b>	<b>\$19,656.99</b>		

**Energy**



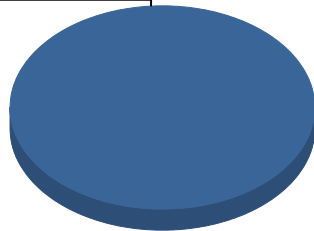
**Cost**



Commodity	Common Use	Energy Use	Energy Use / Area	Total Cost	Cost / Unit	Cost / Area
<b>Place: [MACARHTUR_PK-8] MACARTHUR PK-8 129 [BUILDING]</b>						
<b>Area: 143,341 ft<sup>2</sup></b>						
<b>Billing Period: May 2024</b>						
ELECTRIC	91,832.00 kWh	313,331 Kbtu	2.186 Kbtu/ft <sup>2</sup>	\$14,304.12	\$0.156 /kWh	\$0.100 /ft <sup>2</sup>
NATURALGAS	473.00 CCF	49,003 Kbtu	0.342 Kbtu/ft <sup>2</sup>	\$512.29	\$1.083 /CCF	\$0.004 /ft <sup>2</sup>
SEWER	189.00 CCF			\$1,135.13	\$6.006 /CCF	\$0.008 /ft <sup>2</sup>
WATER	383.00 CCF			\$2,737.43	\$7.147 /CCF	\$0.019 /ft <sup>2</sup>
<b>Totals:</b>		<b>362,334 Kbtu</b>	<b>2.528 Kbtu/ft<sup>2</sup></b>	<b>\$18,688.97</b>		

**Energy**

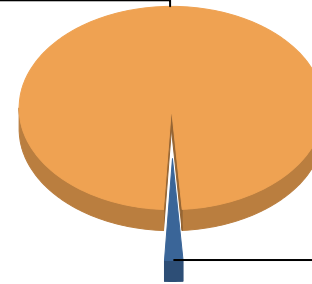
Electric



■ Electric 100.0%  
 ■ Water 0.0%  
 Total: 100.0%

**Cost**

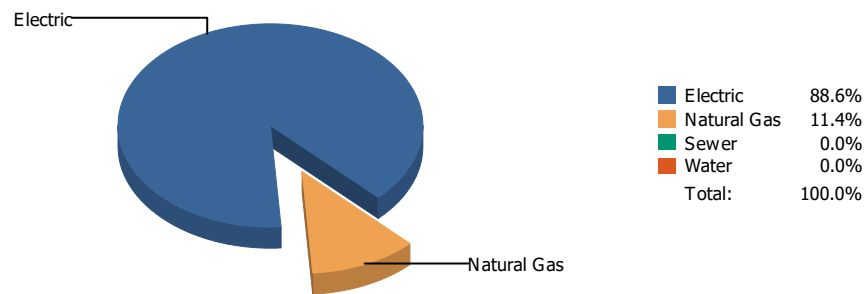
Water



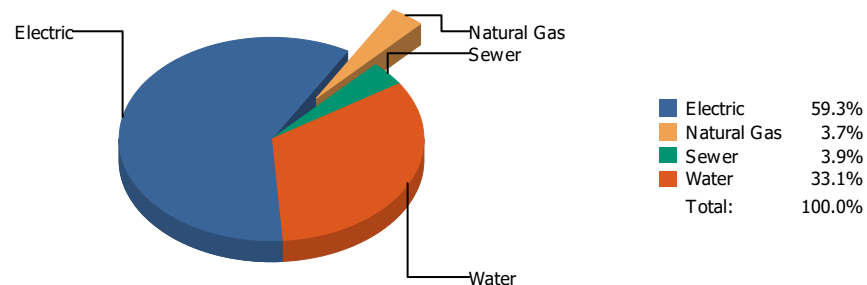
■ Electric 1.8%  
 ■ Water 98.2%  
 Total: 100.0%

Commodity	Common Use	Energy Use	Energy Use / Area	Total Cost	Cost / Unit	Cost / Area
<b>Place: [MAGOFFIN] MAGOFFIN CUSTODIAL 047 [BUILDING]</b>						
<b>Area: 76,378 ft<sup>2</sup></b>						
<b>Billing Period: May 2024</b>						
ELECTRIC	85.00 kWh	290 Kbtu	0.004 Kbtu/ft <sup>2</sup>	\$16.71	\$0.197 /kWh	\$0.000 /ft <sup>2</sup>
WATER	59.00 CCF			\$896.21	\$15.190 /CCF	\$0.012 /ft <sup>2</sup>
<b>Totals:</b>		<b>290 Kbtu</b>	<b>0.004 Kbtu/ft<sup>2</sup></b>	<b>\$912.92</b>		

### Energy



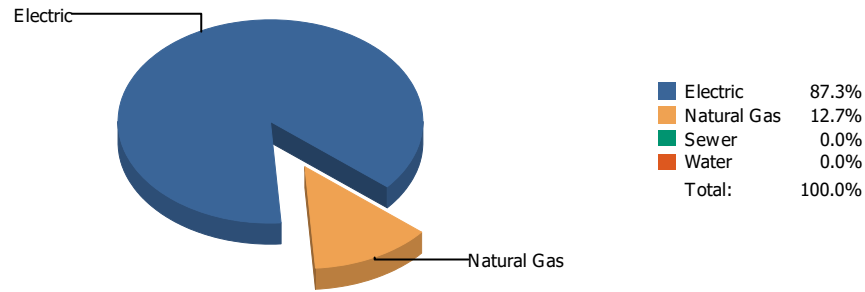
### Cost



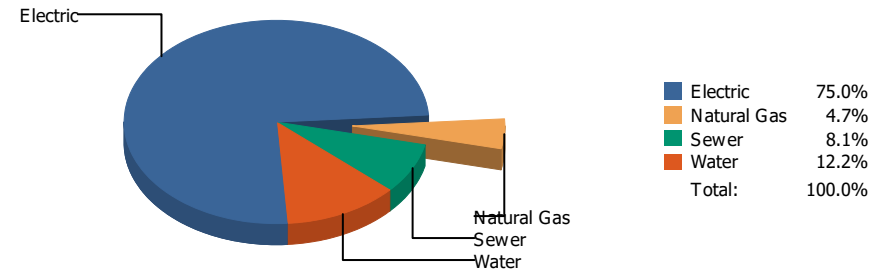
Commodity	Common Use	Energy Use	Energy Use / Area	Total Cost	Cost / Unit	Cost / Area
<b>Place: [MAGOFFINNEWMIDDLESCHOOL] MAGOFFIN MIDDLE SCHOOL [BUILDING]</b>						
<b>Area: 116,136 ft<sup>2</sup></b>						
<b>Billing Period: May 2024</b>						
ELECTRIC	78,076.00 kWh	266,395 Kbtu	2.294 Kbtu/ft <sup>2</sup>	\$10,569.19	\$0.135 /kWh	\$0.091 /ft <sup>2</sup>
NATURALGAS	332.00 CCF	34,395 Kbtu	0.296 Kbtu/ft <sup>2</sup>	\$660.52	\$1.990 /CCF	\$0.006 /ft <sup>2</sup>
SEWER	21.00 CCF			\$686.85	\$32.707 /CCF	\$0.006 /ft <sup>2</sup>
WATER	704.00 CCF			\$5,899.82	\$8.380 /CCF	\$0.051 /ft <sup>2</sup>
<b>Totals:</b>		<b>300,791 Kbtu</b>	<b>2.590 Kbtu/ft<sup>2</sup></b>	<b>\$17,816.38</b>		



**Energy**

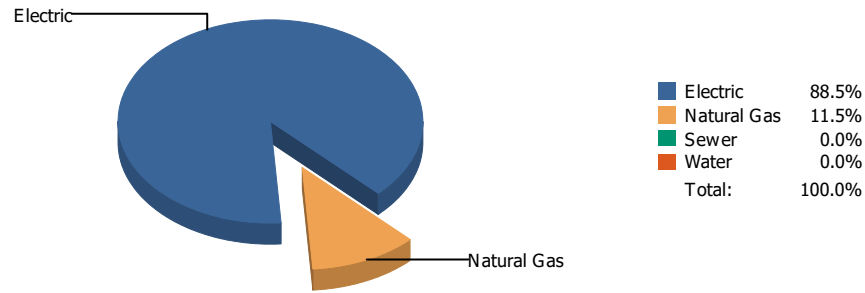


**Cost**

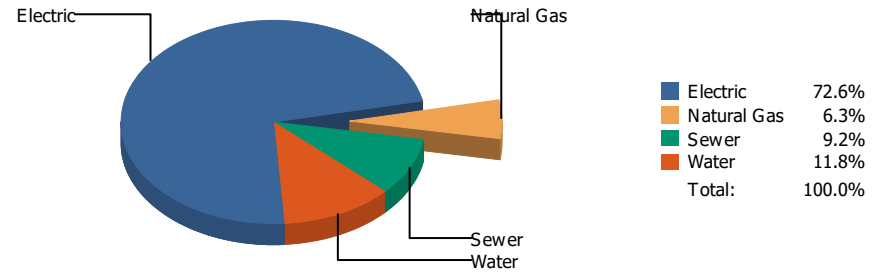


Commodity	Common Use	Energy Use	Energy Use / Area	Total Cost	Cost / Unit	Cost / Area
<b>Place: [MAXINE] MAXINE SILVA HEALTH MAGNET 011 [BUILDING]</b>						
<b>Area: 80,909 ft<sup>2</sup></b>						
<b>Billing Period: May 2024</b>						
ELECTRIC	56,700.00 kWh	193,460 Kbtu	2.391 Kbtu/ft <sup>2</sup>	\$6,332.79	\$0.112 /kWh	\$0.078 /ft <sup>2</sup>
NATURALGAS	272.00 CCF	28,179 Kbtu	0.348 Kbtu/ft <sup>2</sup>	\$393.16	\$1.445 /CCF	\$0.005 /ft <sup>2</sup>
SEWER	74.00 CCF			\$683.18	\$9.232 /CCF	\$0.008 /ft <sup>2</sup>
WATER	156.00 CCF			\$1,032.92	\$6.621 /CCF	\$0.013 /ft <sup>2</sup>
<b>Totals:</b>		<b>221,640 Kbtu</b>	<b>2.739 Kbtu/ft<sup>2</sup></b>	<b>\$8,442.05</b>		

### Energy



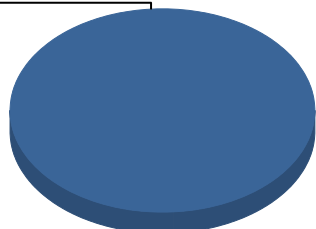
### Cost



Commodity	Common Use	Energy Use	Energy Use / Area	Total Cost	Cost / Unit	Cost / Area
<b>Place: [MESITA] MESITA 130 [BUILDING]</b>						
<b>Area: 100,583 ft<sup>2</sup></b>						
<b>Billing Period: May 2024</b>						
ELECTRIC	59,760.00 kWh	203,901 Kbtu	2.027 Kbtu/ft <sup>2</sup>	\$7,111.01	\$0.119 /kWh	\$0.071 /ft <sup>2</sup>
NATURALGAS	256.00 CCF	26,522 Kbtu	0.264 Kbtu/ft <sup>2</sup>	\$615.65	\$2.405 /CCF	\$0.006 /ft <sup>2</sup>
SEWER	76.00 CCF			\$903.00	\$11.882 /CCF	\$0.009 /ft <sup>2</sup>
WATER	124.00 CCF			\$1,159.17	\$9.348 /CCF	\$0.011 /ft <sup>2</sup>
<b>Totals:</b>		<b>230,423 Kbtu</b>	<b>2.291 Kbtu/ft<sup>2</sup></b>	<b>\$9,788.83</b>		

### Energy

Electric



Electric 100.0%  
 Sewer 0.0%  
 Water 0.0%  
 Total: 100.0%

### Cost

Sewer

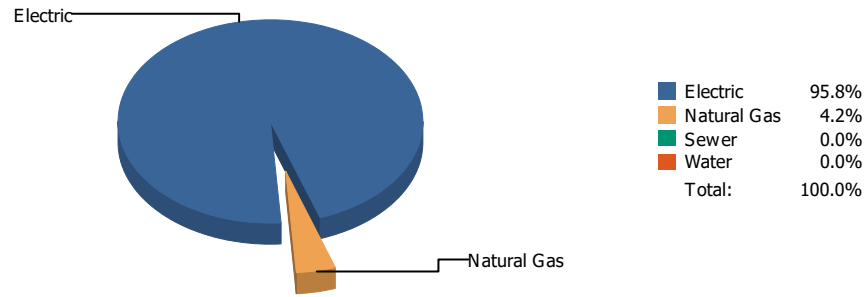
Electric



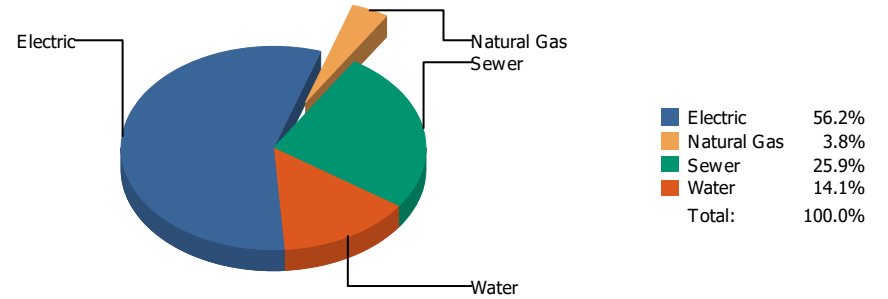
Electric 26.7%  
 Sewer 21.9%  
 Water 51.4%  
 Total: 100.0%

Commodity	Common Use	Energy Use	Energy Use / Area	Total Cost	Cost / Unit	Cost / Area
<b>Place: [MILAM] MILAM 131 [BUILDING]</b>						
<b>Area: 63,641 ft<sup>2</sup></b>						
<b>Billing Period: May 2024</b>						
ELECTRIC	15,966.00 kWh	54,476 Kbtu	0.856 Kbtu/ft <sup>2</sup>	\$2,148.52	\$0.135 /kWh	\$0.034 /ft <sup>2</sup>
SEWER	289.00 CCF			\$1,762.27	\$6.098 /CCF	\$0.028 /ft <sup>2</sup>
WATER	469.00 CCF			\$4,138.91	\$8.825 /CCF	\$0.065 /ft <sup>2</sup>
<b>Totals:</b>		<b>54,476 Kbtu</b>	<b>0.856 Kbtu/ft<sup>2</sup></b>	<b>\$8,049.70</b>		

### Energy

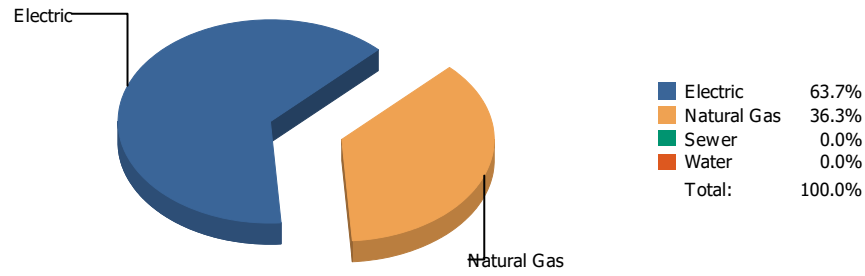


### Cost

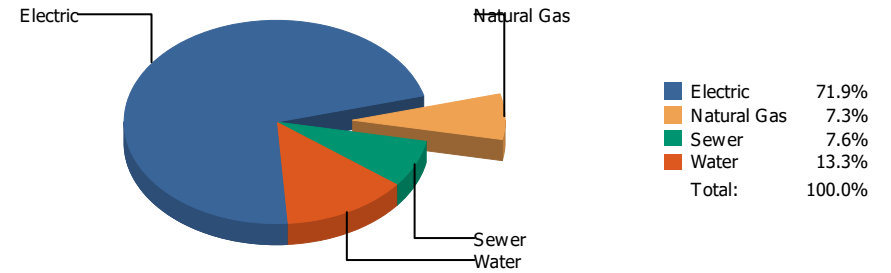


Commodity	Common Use	Energy Use	Energy Use / Area	Total Cost	Cost / Unit	Cost / Area
<b>Place: [MOREHEAD] MOREHEAD 046 [BUILDING]</b>						
<b>Area: 119,353 ft<sup>2</sup></b>						
<b>Billing Period: May 2024</b>						
ELECTRIC	47,993.00 kWh	163,752 Kbtu	1.372 Kbtu/ft <sup>2</sup>	\$4,021.02	\$0.084 /kWh	\$0.034 /ft <sup>2</sup>
NATURALGAS	69.00 CCF	7,148 Kbtu	0.060 Kbtu/ft <sup>2</sup>	\$272.59	\$3.951 /CCF	\$0.002 /ft <sup>2</sup>
SEWER	318.00 CCF			\$1,854.06	\$5.830 /CCF	\$0.016 /ft <sup>2</sup>
WATER	115.00 CCF			\$1,012.49	\$8.804 /CCF	\$0.008 /ft <sup>2</sup>
<b>Totals:</b>		<b>170,901 Kbtu</b>	<b>1.432 Kbtu/ft<sup>2</sup></b>	<b>\$7,160.16</b>		

### Energy

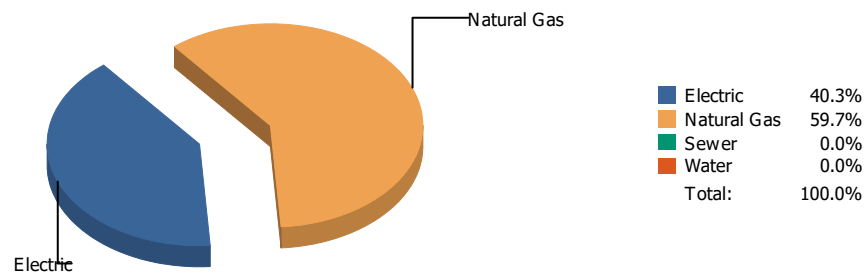


### Cost

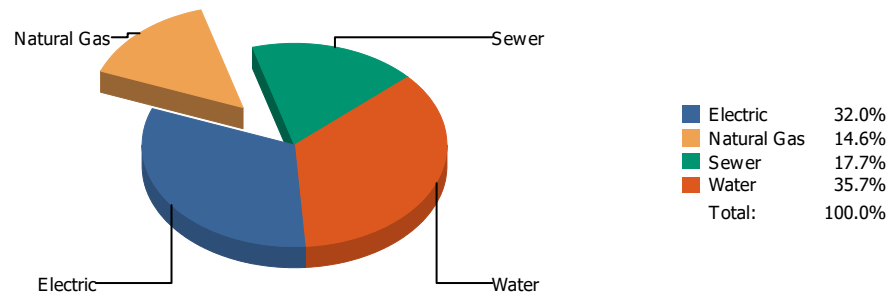


Commodity	Common Use	Energy Use	Energy Use / Area	Total Cost	Cost / Unit	Cost / Area
<b>Place: [MOYE_2] MOYE [BUILDING]</b>						
<b>Area: 93,197 ft<sup>2</sup></b>						
<b>Billing Period: May 2024</b>						
ELECTRIC	45,609.00 kWh	155,618 Kbtu	1.670 Kbtu/ft <sup>2</sup>	\$7,268.12	\$0.159 /kWh	\$0.078 /ft <sup>2</sup>
NATURALGAS	857.00 CCF	88,785 Kbtu	0.953 Kbtu/ft <sup>2</sup>	\$739.83	\$0.863 /CCF	\$0.008 /ft <sup>2</sup>
SEWER	41.00 CCF			\$765.45	\$18.670 /CCF	\$0.008 /ft <sup>2</sup>
WATER	171.00 CCF			\$1,340.27	\$7.838 /CCF	\$0.014 /ft <sup>2</sup>
<b>Totals:</b>		<b>244,403 Kbtu</b>	<b>2.622 Kbtu/ft<sup>2</sup></b>	<b>\$10,113.67</b>		

### Energy

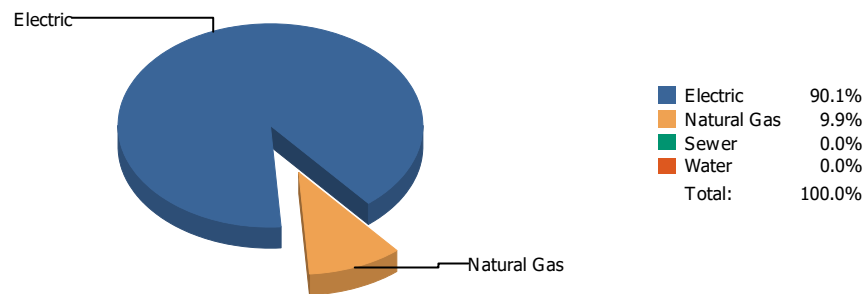


### Cost

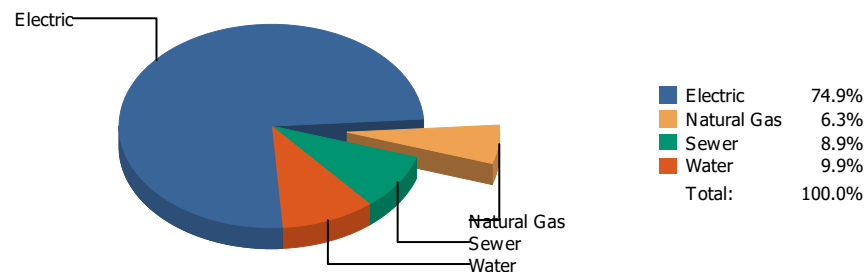


Commodity	Common Use	Energy Use	Energy Use / Area	Total Cost	Cost / Unit	Cost / Area
<b>Place: [MULTI-MEDIACENTER] MULTI-MEDIA CENTER [BUILDING]</b>						
<b>Area: 27,633 ft<sup>2</sup></b>						
<b>Billing Period: May 2024</b>						
ELECTRIC	7,617.00 kWh	25,989 Kbtu	0.941 Kbtu/ft <sup>2</sup>	\$987.40	\$0.130 /kWh	\$0.036 /ft <sup>2</sup>
NATURALGAS	372.00 CCF	38,539 Kbtu	1.395 Kbtu/ft <sup>2</sup>	\$452.43	\$1.216 /CCF	\$0.016 /ft <sup>2</sup>
SEWER	94.00 CCF			\$546.94	\$5.819 /CCF	\$0.020 /ft <sup>2</sup>
WATER	212.00 CCF			\$1,102.46	\$5.200 /CCF	\$0.040 /ft <sup>2</sup>
<b>Totals:</b>		<b>64,528 Kbtu</b>	<b>2.335 Kbtu/ft<sup>2</sup></b>	<b>\$3,089.23</b>		

### Energy



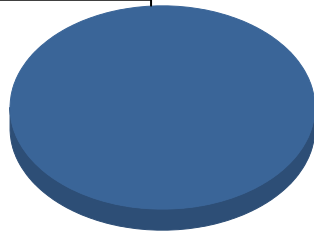
### Cost



Commodity	Common Use	Energy Use	Energy Use / Area	Total Cost	Cost / Unit	Cost / Area
<b>Place: [MURPHREE-PK-8] CHARLES Q. MURPHREE PK-8 [BUILDING]</b>						
<b>Area: 87,993 ft<sup>2</sup></b>						
<b>Billing Period: May 2024</b>						
ELECTRIC	81,585.00 kWh	278,368 Kbtu	3.164 Kbtu/ft <sup>2</sup>	\$10,424.01	\$0.128 /kWh	\$0.118 /ft <sup>2</sup>
NATURALGAS	296.00 CCF	30,666 Kbtu	0.349 Kbtu/ft <sup>2</sup>	\$871.53	\$2.944 /CCF	\$0.010 /ft <sup>2</sup>
SEWER	65.00 CCF			\$1,244.27	\$19.143 /CCF	\$0.014 /ft <sup>2</sup>
WATER	108.00 CCF			\$1,378.45	\$12.763 /CCF	\$0.016 /ft <sup>2</sup>
<b>Totals:</b>		<b>309,034 Kbtu</b>	<b>3.512 Kbtu/ft<sup>2</sup></b>	<b>\$13,918.26</b>		

**Energy**

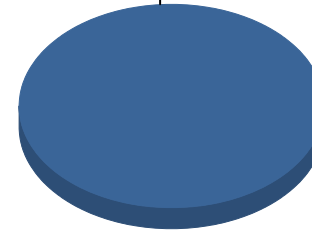
Electric



■ Electric 100.0%  
Total: 100.0%

**Cost**

Electric

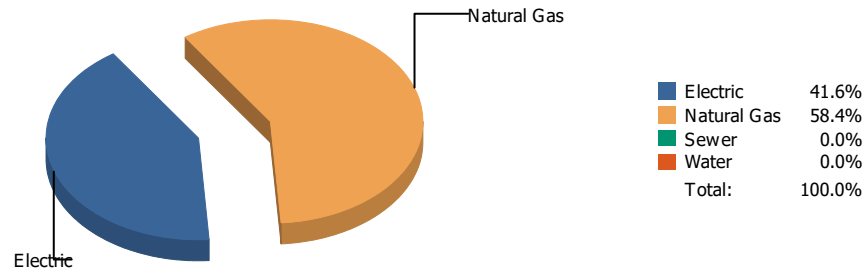


■ Electric 100.0%  
Total: 100.0%

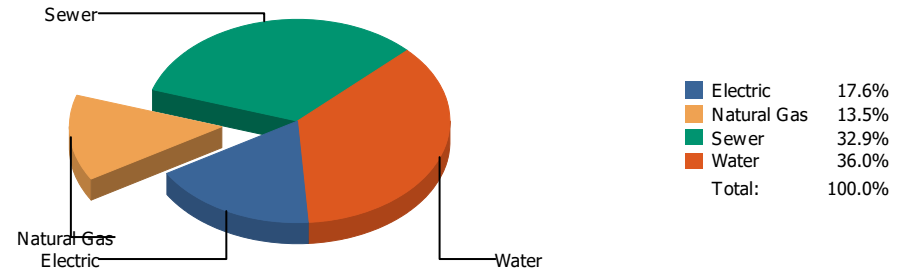
Commodity	Common Use	Energy Use	Energy Use / Area	Total Cost	Cost / Unit	Cost / Area
<b>Place: [NE-AREA-OFFICES] N.E. AREA Hondo Pass Hondo Cottages 882 [BUILDING]</b>						
<b>Area: 7,328 ft<sup>2</sup></b>						
<b>Billing Period: May 2024</b>						
ELECTRIC	314.00 kWh	1,071 Kbtu	0.146 Kbtu/ft <sup>2</sup>	\$67.99	\$0.217 /kWh	\$0.009 /ft <sup>2</sup>
<b>Totals:</b>		<b>1,071 Kbtu</b>	<b>0.146 Kbtu/ft<sup>2</sup></b>	<b>\$67.99</b>		



**Energy**

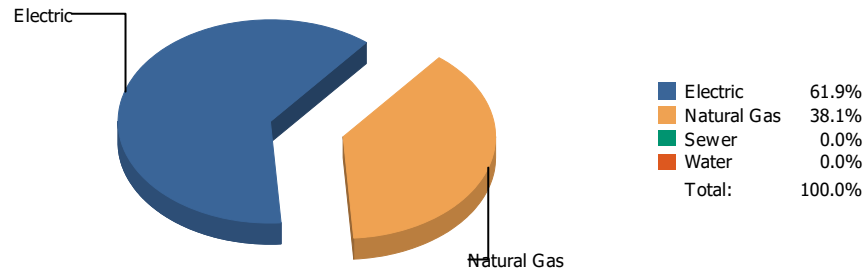


**Cost**

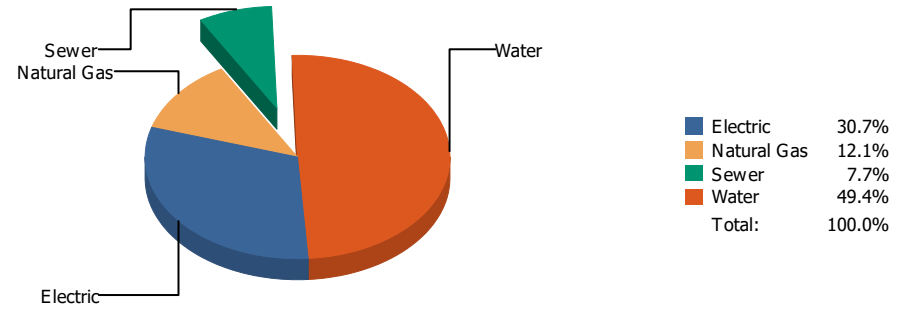


Commodity	Common Use	Energy Use	Energy Use / Area	Total Cost	Cost / Unit	Cost / Area
<b>Place: [NETTRANSPORTATION] N.E. TRANSPORTATION 826 [BUILDING]</b>						
<b>Area: 5,995 ft<sup>2</sup></b>						
<b>Billing Period: May 2024</b>						
ELECTRIC	3,502.00 kWh	11,949 Kbtu	1.993 Kbtu/ft <sup>2</sup>	\$429.13	\$0.123 /kWh	\$0.072 /ft <sup>2</sup>
NATURALGAS	162.00 CCF	16,783 Kbtu	2.800 Kbtu/ft <sup>2</sup>	\$327.97	\$2.025 /CCF	\$0.055 /ft <sup>2</sup>
SEWER	50.00 CCF			\$800.82	\$16.016 /CCF	\$0.134 /ft <sup>2</sup>
WATER	111.00 CCF			\$878.23	\$7.912 /CCF	\$0.146 /ft <sup>2</sup>
<b>Totals:</b>		<b>28,732 Kbtu</b>	<b>4.793 Kbtu/ft<sup>2</sup></b>	<b>\$2,436.15</b>		

**Energy**

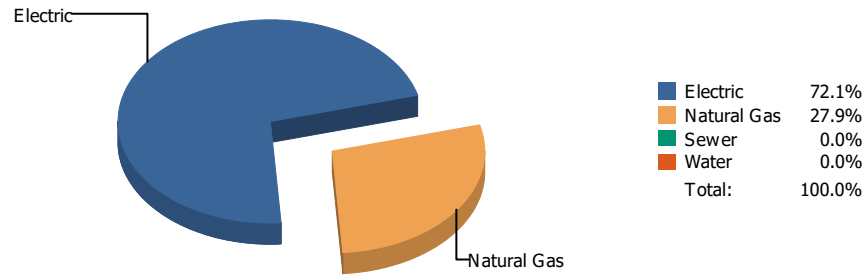


**Cost**

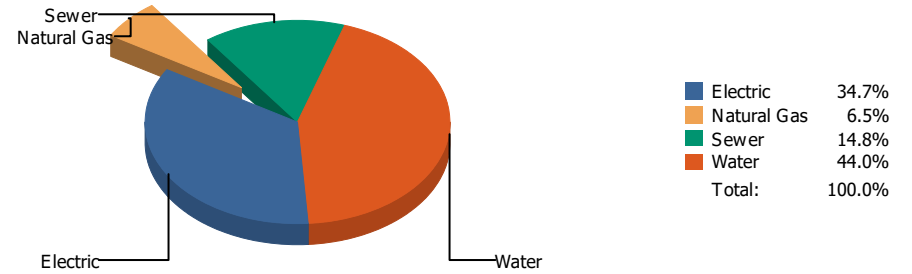


Commodity	Common Use	Energy Use	Energy Use / Area	Total Cost	Cost / Unit	Cost / Area
<b>Place: [NEWMAN] NEWMAN ELEMENTARY 133 [BUILDING]</b>						
<b>Area: 73,291 ft<sup>2</sup></b>						
<b>Billing Period: May 2024</b>						
ELECTRIC	18,221.00 kWh	62,170 Kbtu	0.848 Kbtu/ft <sup>2</sup>	\$2,314.63	\$0.127 /kWh	\$0.032 /ft <sup>2</sup>
NATURALGAS	369.00 CCF	38,228 Kbtu	0.522 Kbtu/ft <sup>2</sup>	\$914.59	\$2.479 /CCF	\$0.012 /ft <sup>2</sup>
SEWER	67.00 CCF			\$581.91	\$8.685 /CCF	\$0.008 /ft <sup>2</sup>
WATER	410.00 CCF			\$3,717.67	\$9.067 /CCF	\$0.050 /ft <sup>2</sup>
<b>Totals:</b>		<b>100,398 Kbtu</b>	<b>1.370 Kbtu/ft<sup>2</sup></b>	<b>\$7,528.80</b>		

**Energy**

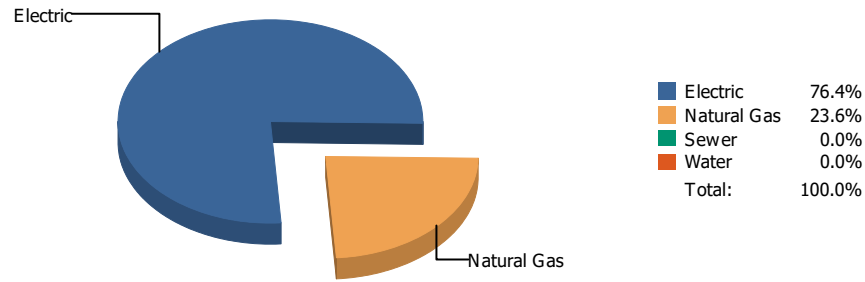


**Cost**

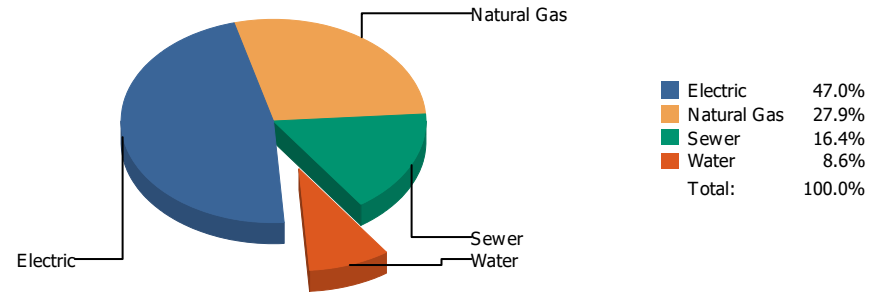


Commodity	Common Use	Energy Use	Energy Use / Area	Total Cost	Cost / Unit	Cost / Area
<b>Place: [NIXON] L.A. NIXON 161 [BUILDING]</b>						
<b>Area: 76,873 ft<sup>2</sup></b>						
<b>Billing Period: May 2024</b>						
ELECTRIC	25,859.00 kWh	88,231 Kbtu	1.148 Kbtu/ft <sup>2</sup>	\$3,527.39	\$0.136 /kWh	\$0.046 /ft <sup>2</sup>
NATURALGAS	330.00 CCF	34,188 Kbtu	0.445 Kbtu/ft <sup>2</sup>	\$659.53	\$1.999 /CCF	\$0.009 /ft <sup>2</sup>
SEWER	203.00 CCF			\$1,508.75	\$7.432 /CCF	\$0.020 /ft <sup>2</sup>
WATER	670.00 CCF			\$4,472.18	\$6.675 /CCF	\$0.058 /ft <sup>2</sup>
<b>Totals:</b>		<b>122,419 Kbtu</b>	<b>1.592 Kbtu/ft<sup>2</sup></b>	<b>\$10,167.85</b>		

**Energy**

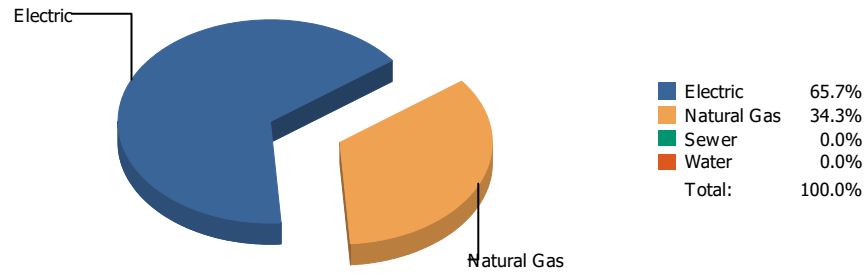


**Cost**

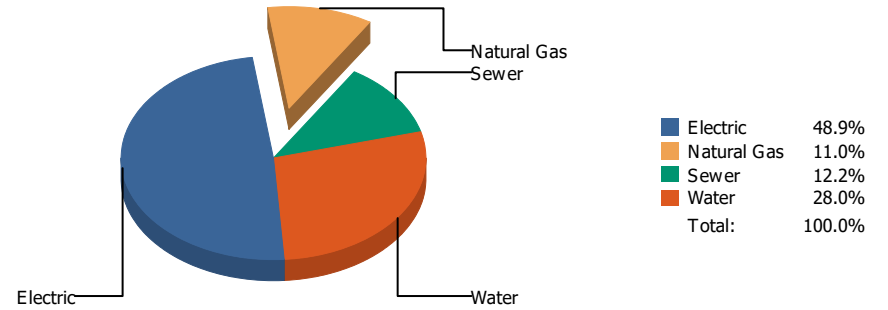


Commodity	Common Use	Energy Use	Energy Use / Area	Total Cost	Cost / Unit	Cost / Area
<b>Place: [OCC-CTR] OCCUPATIONAL CTR. [BUILDING]</b>						
<b>Area: 11,845 ft<sup>2</sup></b>						
<b>Billing Period: May 2024</b>						
ELECTRIC	2,357.00 kWh	8,042 Kbtu	0.679 Kbtu/ft <sup>2</sup>	\$414.26	\$0.176 /kWh	\$0.035 /ft <sup>2</sup>
NATURALGAS	24.00 CCF	2,486 Kbtu	0.210 Kbtu/ft <sup>2</sup>	\$246.19	\$10.258 /CCF	\$0.021 /ft <sup>2</sup>
SEWER	1.00 CCF			\$145.01	\$145.010 /CCF	\$0.012 /ft <sup>2</sup>
WATER	1.00 CCF			\$76.17	\$76.170 /CCF	\$0.006 /ft <sup>2</sup>
<b>Totals:</b>		<b>10,528 Kbtu</b>	<b>0.889 Kbtu/ft<sup>2</sup></b>	<b>\$881.63</b>		

**Energy**

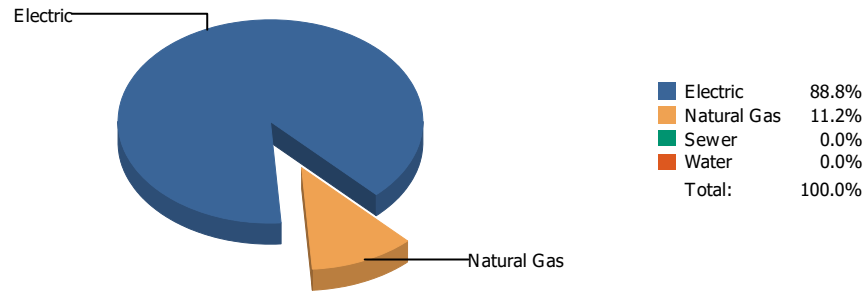


**Cost**

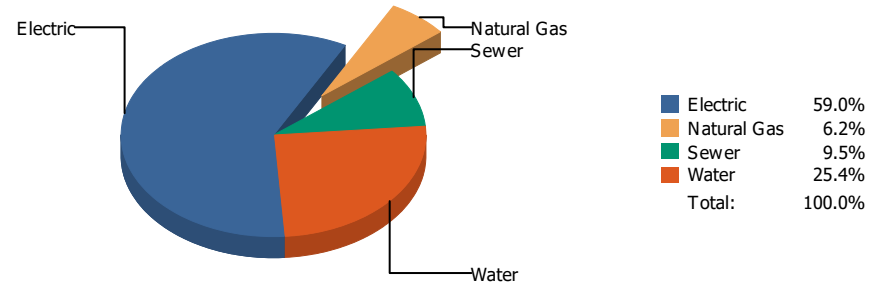


Commodity	Common Use	Energy Use	Energy Use / Area	Total Cost	Cost / Unit	Cost / Area
<b>Place: [PARK] PARK      134 [BUILDING]</b>						
<b>Area: 63,609 ft<sup>2</sup></b>						
<b>Billing Period: May 2024</b>						
ELECTRIC	24,329.00 kWh	83,011 Kbtu	1.305 Kbtu/ft <sup>2</sup>	\$3,163.55	\$0.130 /kWh	\$0.050 /ft <sup>2</sup>
NATURALGAS	418.00 CCF	43,305 Kbtu	0.681 Kbtu/ft <sup>2</sup>	\$711.51	\$1.702 /CCF	\$0.011 /ft <sup>2</sup>
SEWER	74.00 CCF			\$786.94	\$10.634 /CCF	\$0.012 /ft <sup>2</sup>
WATER	245.00 CCF			\$1,809.80	\$7.387 /CCF	\$0.028 /ft <sup>2</sup>
<b>Totals:</b>		<b>126,315 Kbtu</b>	<b>1.986 Kbtu/ft<sup>2</sup></b>	<b>\$6,471.80</b>		

**Energy**

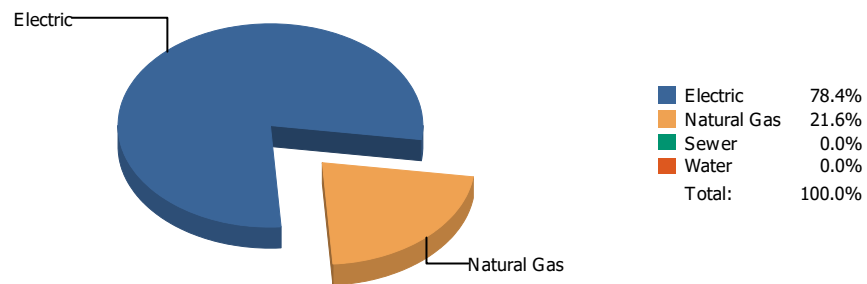


**Cost**

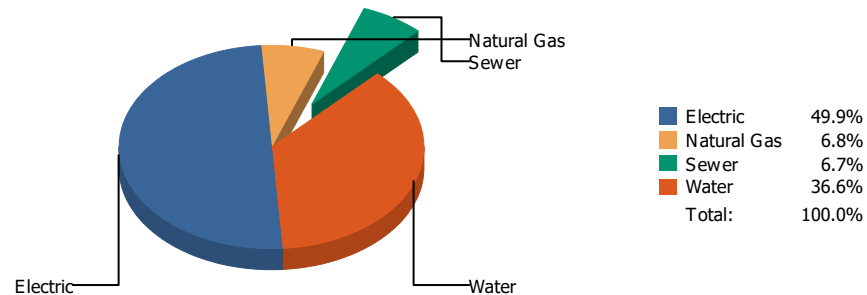


Commodity	Common Use	Energy Use	Energy Use / Area	Total Cost	Cost / Unit	Cost / Area
<b>Place: [PAUL-MORENO_1] PAUL MORENO 167 [BUILDING]</b>						
<b>Area: 87,824 ft<sup>2</sup></b>						
<b>Billing Period: May 2024</b>						
ELECTRIC	54,200.00 kWh	184,930 Kbtu	2.106 Kbtu/ft <sup>2</sup>	\$5,700.06	\$0.105 /kWh	\$0.065 /ft <sup>2</sup>
NATURALGAS	226.00 CCF	23,414 Kbtu	0.267 Kbtu/ft <sup>2</sup>	\$597.87	\$2.645 /CCF	\$0.007 /ft <sup>2</sup>
SEWER	97.00 CCF			\$914.65	\$9.429 /CCF	\$0.010 /ft <sup>2</sup>
WATER	446.00 CCF			\$2,452.90	\$5.500 /CCF	\$0.028 /ft <sup>2</sup>
<b>Totals:</b>		<b>208,344 Kbtu</b>	<b>2.372 Kbtu/ft<sup>2</sup></b>	<b>\$9,665.48</b>		

### Energy

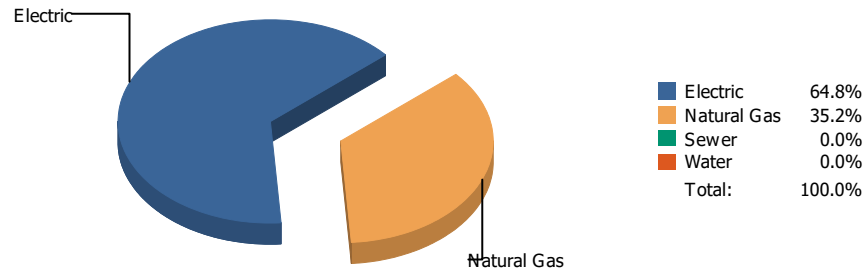


### Cost

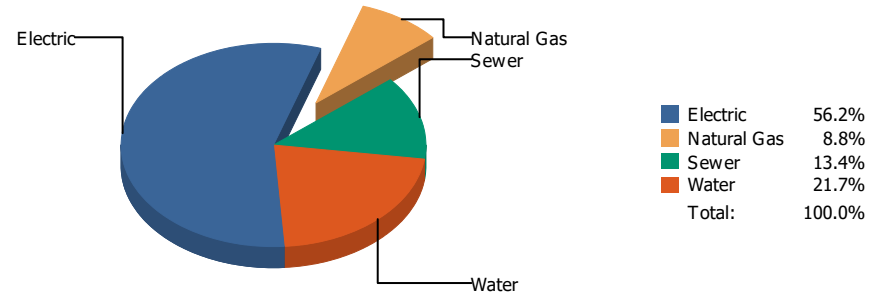


Commodity	Common Use	Energy Use	Energy Use / Area	Total Cost	Cost / Unit	Cost / Area
<b>Place: [POLK] POLK      159 [BUILDING]</b>						
<b>Area: 67,321 ft<sup>2</sup></b>						
<b>Billing Period: May 2024</b>						
ELECTRIC	36,344.00 kWh	124,006 Kbtu	1.842 Kbtu/ft <sup>2</sup>	\$4,825.40	\$0.133 /kWh	\$0.072 /ft <sup>2</sup>
NATURALGAS	330.00 CCF	34,188 Kbtu	0.508 Kbtu/ft <sup>2</sup>	\$659.52	\$1.999 /CCF	\$0.010 /ft <sup>2</sup>
SEWER	66.00 CCF			\$651.74	\$9.875 /CCF	\$0.010 /ft <sup>2</sup>
WATER	416.00 CCF			\$3,540.84	\$8.512 /CCF	\$0.053 /ft <sup>2</sup>
<b>Totals:</b>		<b>158,194 Kbtu</b>	<b>2.350 Kbtu/ft<sup>2</sup></b>	<b>\$9,677.50</b>		

**Energy**



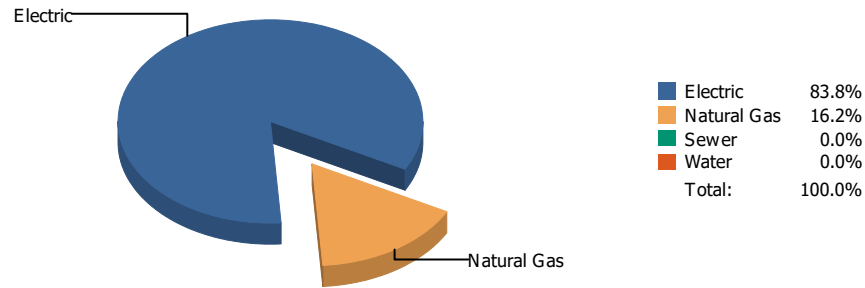
**Cost**



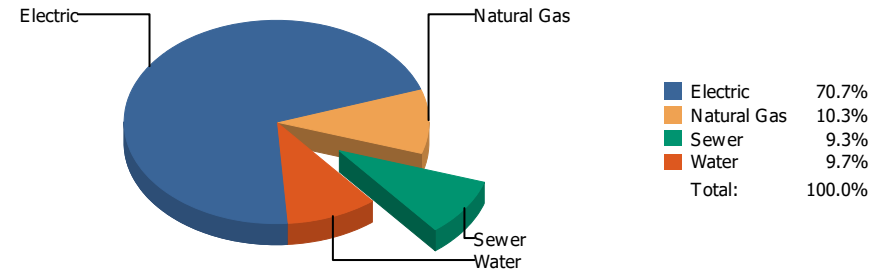
Commodity	Common Use	Energy Use	Energy Use / Area	Total Cost	Cost / Unit	Cost / Area
<b>Place: [POWELL_2] POWELL</b>		<b>175 [BUILDING]</b>				
<b>Area: 79,770 ft<sup>2</sup></b>						
<b>Billing Period: May 2024</b>						
ELECTRIC	44,760.00 kWh	152,721 Kbtu	1.915 Kbtu/ft <sup>2</sup>	\$5,716.77	\$0.128 /kWh	\$0.072 /ft <sup>2</sup>
NATURALGAS	801.00 CCF	82,984 Kbtu	1.040 Kbtu/ft <sup>2</sup>	\$891.14	\$1.113 /CCF	\$0.011 /ft <sup>2</sup>
SEWER	225.00 CCF			\$1,367.56	\$6.078 /CCF	\$0.017 /ft <sup>2</sup>
WATER	250.00 CCF			\$2,204.59	\$8.818 /CCF	\$0.028 /ft <sup>2</sup>
<b>Totals:</b>		<b>235,705 Kbtu</b>	<b>2.955 Kbtu/ft<sup>2</sup></b>	<b>\$10,180.06</b>		



**Energy**

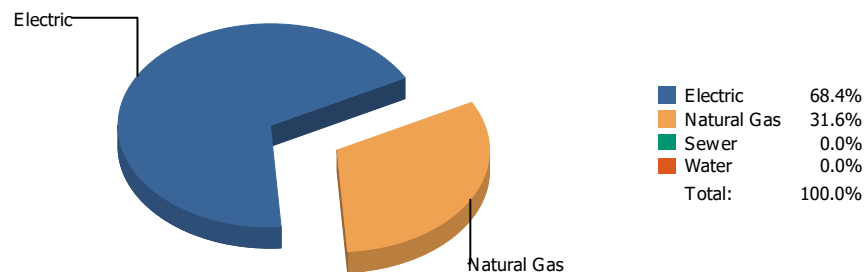


**Cost**

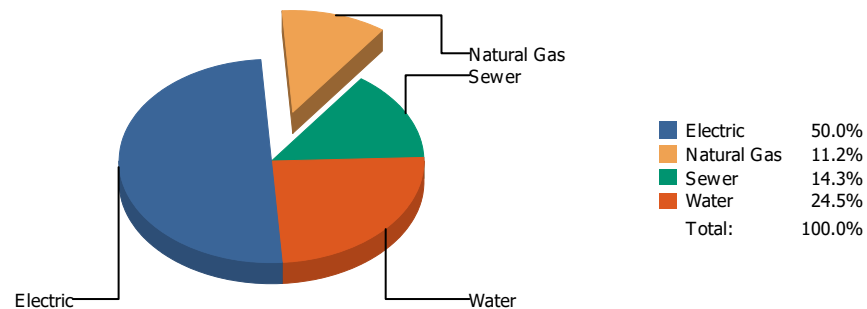


Commodity	Common Use	Energy Use	Energy Use / Area	Total Cost	Cost / Unit	Cost / Area
<b>Place: [PROFESSIONAL-DEV] EPISD PROF DEVELOPMENT CENTER931 [BUILDING]</b>						
<b>Area: 18,400 ft<sup>2</sup></b>						
<b>Billing Period: May 2024</b>						
ELECTRIC	12,707.00 kWh	43,356 Kbtu	2.356 Kbtu/ft <sup>2</sup>	\$1,915.65	\$0.151 /kWh	\$0.104 /ft <sup>2</sup>
NATURALGAS	81.00 CCF	8,392 Kbtu	0.456 Kbtu/ft <sup>2</sup>	\$279.95	\$3.456 /CCF	\$0.015 /ft <sup>2</sup>
SEWER	28.00 CCF			\$251.12	\$8.969 /CCF	\$0.014 /ft <sup>2</sup>
WATER	15.00 CCF			\$262.00	\$17.467 /CCF	\$0.014 /ft <sup>2</sup>
<b>Totals:</b>		<b>51,748 Kbtu</b>	<b>2.812 Kbtu/ft<sup>2</sup></b>	<b>\$2,708.72</b>		

### Energy

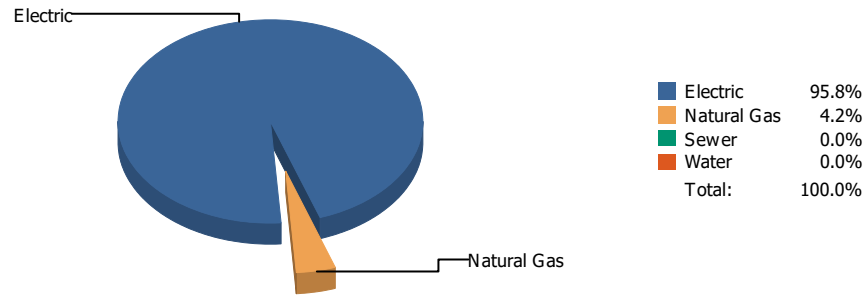


### Cost

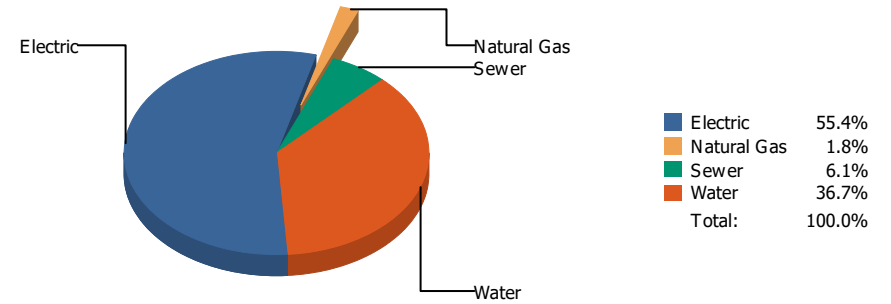


Commodity	Common Use	Energy Use	Energy Use / Area	Total Cost	Cost / Unit	Cost / Area
<b>Place: [PUTNAM] PUTNAM 135 [BUILDING]</b>						
<b>Area: 61,978 ft<sup>2</sup></b>						
<b>Billing Period: May 2024</b>						
ELECTRIC	22,460.00 kWh	76,634 Kbtu	1.236 Kbtu/ft <sup>2</sup>	\$2,965.17	\$0.132 /kWh	\$0.048 /ft <sup>2</sup>
NATURALGAS	342.00 CCF	35,431 Kbtu	0.572 Kbtu/ft <sup>2</sup>	\$666.71	\$1.949 /CCF	\$0.011 /ft <sup>2</sup>
SEWER	118.00 CCF			\$848.63	\$7.192 /CCF	\$0.014 /ft <sup>2</sup>
WATER	247.00 CCF			\$1,451.25	\$5.876 /CCF	\$0.023 /ft <sup>2</sup>
<b>Totals:</b>		<b>112,065 Kbtu</b>	<b>1.808 Kbtu/ft<sup>2</sup></b>	<b>\$5,931.76</b>		

**Energy**

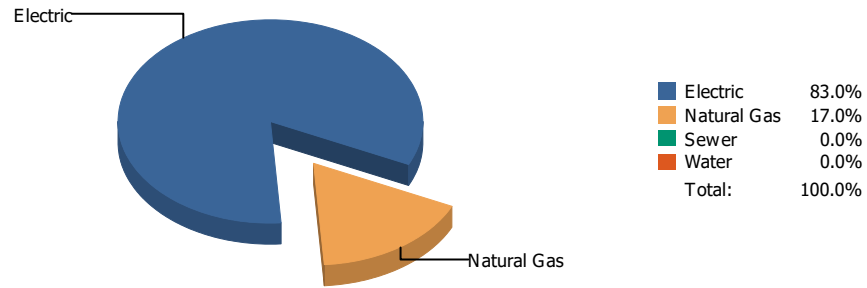


**Cost**

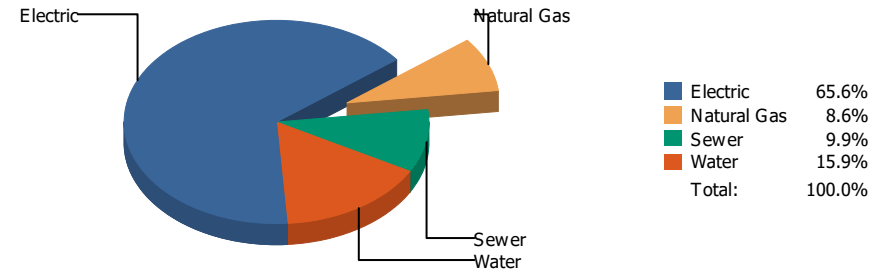


Commodity	Common Use	Energy Use	Energy Use / Area	Total Cost	Cost / Unit	Cost / Area
<b>Place: [RICHARDS] RICHARDSON [BUILDING]</b>						
<b>Area: 115,872 ft<sup>2</sup></b>						
<b>Billing Period: May 2024</b>						
ELECTRIC	61,670.00 kWh	210,418 Kbtu	1.816 Kbtu/ft <sup>2</sup>	\$8,637.18	\$0.140 /kWh	\$0.075 /ft <sup>2</sup>
NATURALGAS	89.00 CCF	9,220 Kbtu	0.080 Kbtu/ft <sup>2</sup>	\$284.70	\$3.199 /CCF	\$0.002 /ft <sup>2</sup>
SEWER	141.00 CCF			\$946.49	\$6.713 /CCF	\$0.008 /ft <sup>2</sup>
WATER	1,208.00 CCF			\$5,719.48	\$4.735 /CCF	\$0.049 /ft <sup>2</sup>
<b>Totals:</b>		<b>219,638 Kbtu</b>	<b>1.896 Kbtu/ft<sup>2</sup></b>	<b>\$15,587.85</b>		

### Energy



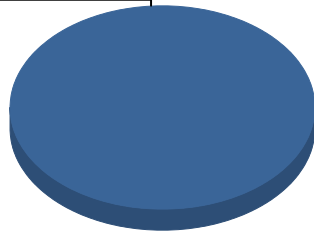
### Cost



Commodity	Common Use	Energy Use	Energy Use / Area	Total Cost	Cost / Unit	Cost / Area
<b>Place: [RIVERA] RIVERA      156 [BUILDING]</b>						
<b>Area: 77,562 ft<sup>2</sup></b>						
<b>Billing Period: May 2024</b>						
ELECTRIC	47,791.00 kWh	163,063 Kbtu	2.102 Kbtu/ft <sup>2</sup>	\$4,985.36	\$0.104 /kWh	\$0.064 /ft <sup>2</sup>
NATURALGAS	322.00 CCF	33,359 Kbtu	0.430 Kbtu/ft <sup>2</sup>	\$654.76	\$2.033 /CCF	\$0.008 /ft <sup>2</sup>
SEWER	46.00 CCF			\$750.66	\$16.319 /CCF	\$0.010 /ft <sup>2</sup>
WATER	129.00 CCF			\$1,204.95	\$9.341 /CCF	\$0.015 /ft <sup>2</sup>
<b>Totals:</b>		<b>196,422 Kbtu</b>	<b>2.532 Kbtu/ft<sup>2</sup></b>	<b>\$7,595.73</b>		

**Energy**

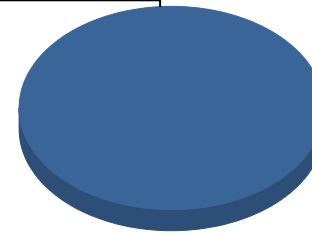
Electric



■ Electric 100.0%  
Total: 100.0%

**Cost**

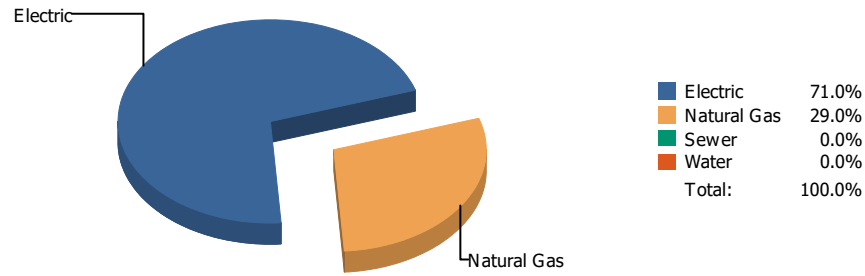
Electric



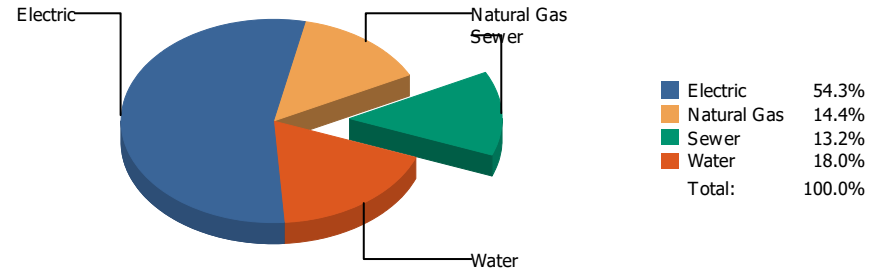
■ Electric 100.0%  
Total: 100.0%

Commodity	Common Use	Energy Use	Energy Use / Area	Total Cost	Cost / Unit	Cost / Area
<b>Place: [ROBERTS] ROBERTS      136 [BUILDING]</b>						
<b>Area: 81,457 ft<sup>2</sup></b>						
<b>Billing Period: May 2024</b>						
ELECTRIC	3,900.00 kWh	13,307 Kbtu	0.163 Kbtu/ft <sup>2</sup>	\$394.70	\$0.101 /kWh	\$0.005 /ft <sup>2</sup>
<b>Totals:</b>		<b>13,307 Kbtu</b>	<b>0.163 Kbtu/ft<sup>2</sup></b>	<b>\$394.70</b>		

**Energy**

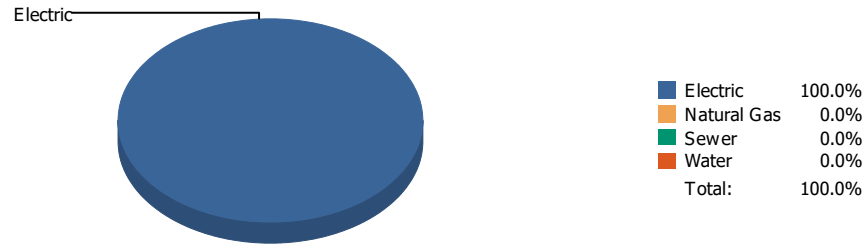


**Cost**

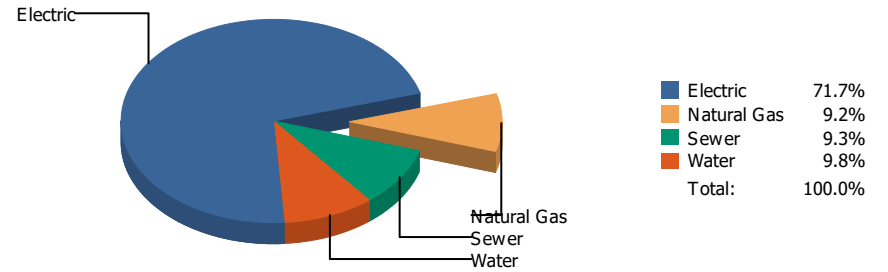


Commodity	Common Use	Energy Use	Energy Use / Area	Total Cost	Cost / Unit	Cost / Area
<b>Place: [RUSK] RUSK      138 [BUILDING]</b>						
<b>Area: 67,240 ft<sup>2</sup></b>						
<b>Billing Period: May 2024</b>						
ELECTRIC	18,564.00 kWh	63,340 Kbtu	0.942 Kbtu/ft <sup>2</sup>	\$2,309.61	\$0.124 /kWh	\$0.034 /ft <sup>2</sup>
NATURALGAS	250.00 CCF	25,900 Kbtu	0.385 Kbtu/ft <sup>2</sup>	\$612.10	\$2.448 /CCF	\$0.009 /ft <sup>2</sup>
SEWER	330.00 CCF			\$563.33	\$1.707 /CCF	\$0.008 /ft <sup>2</sup>
WATER	119.00 CCF			\$767.03	\$6.446 /CCF	\$0.011 /ft <sup>2</sup>
<b>Totals:</b>		<b>89,240 Kbtu</b>	<b>1.327 Kbtu/ft<sup>2</sup></b>	<b>\$4,252.07</b>		

**Energy**



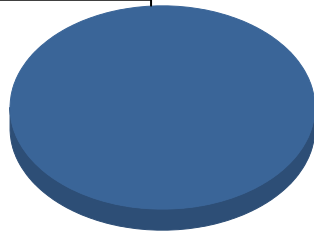
**Cost**



Commodity	Common Use	Energy Use	Energy Use / Area	Total Cost	Cost / Unit	Cost / Area
<b>Place: [SAN-JAC] SAN JACINTO 139 [BUILDING]</b>						
<b>Area: 29,589 ft<sup>2</sup></b>						
<b>Billing Period: May 2024</b>						
ELECTRIC	10,514.00 kWh	35,874 Kbtu	1.212 Kbtu/ft <sup>2</sup>	\$1,802.17	\$0.171 /kWh	\$0.061 /ft <sup>2</sup>
NATURALGAS	0.00 CCF	0 Kbtu	0.000 Kbtu/ft <sup>2</sup>	\$231.98	\$0.000 /CCF	\$0.008 /ft <sup>2</sup>
SEWER	14.00 CCF			\$232.54	\$16.610 /CCF	\$0.008 /ft <sup>2</sup>
WATER	20.00 CCF			\$246.38	\$12.319 /CCF	\$0.008 /ft <sup>2</sup>
<b>Totals:</b>		<b>35,874 Kbtu</b>	<b>1.212 Kbtu/ft<sup>2</sup></b>	<b>\$2,513.07</b>		

**Energy**

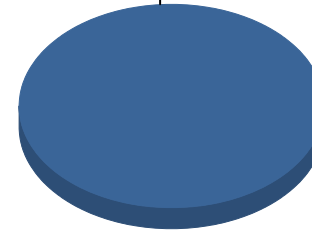
Electric



■ Electric 100.0%  
Total: 100.0%

**Cost**

Electric

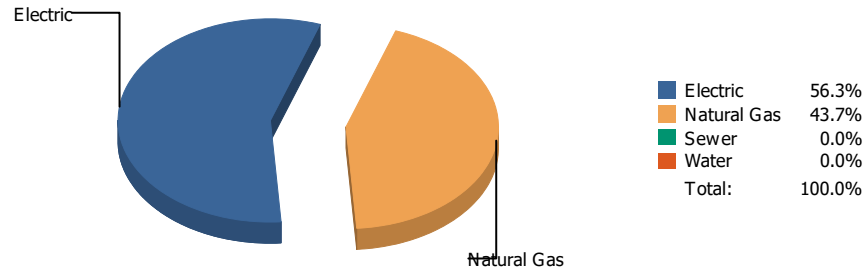


■ Electric 100.0%  
Total: 100.0%

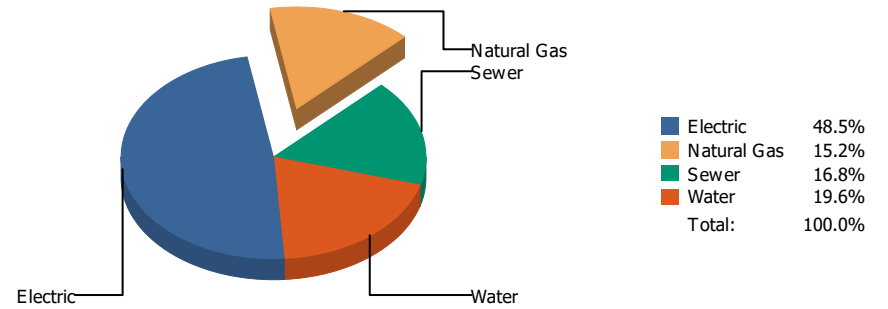
Commodity	Common Use	Energy Use	Energy Use / Area	Total Cost	Cost / Unit	Cost / Area
<b>Place: [SCHUSTER] SCHUSTER      140 [BUILDING]</b>						
<b>Area: 34,371 ft<sup>2</sup></b>						
<b>Billing Period: May 2024</b>						
ELECTRIC	98.00 kWh	334 Kbtu	0.010 Kbtu/ft <sup>2</sup>	\$291.00	\$2.969 /kWh	\$0.008 /ft <sup>2</sup>
<b>Totals:</b>		<b>334 Kbtu</b>	<b>0.010 Kbtu/ft<sup>2</sup></b>	<b>\$291.00</b>		



**Energy**

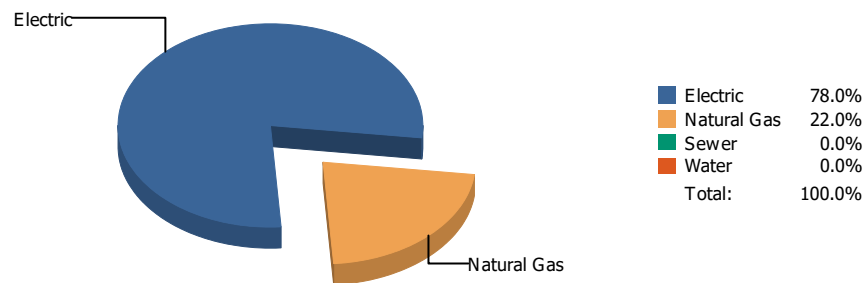


**Cost**

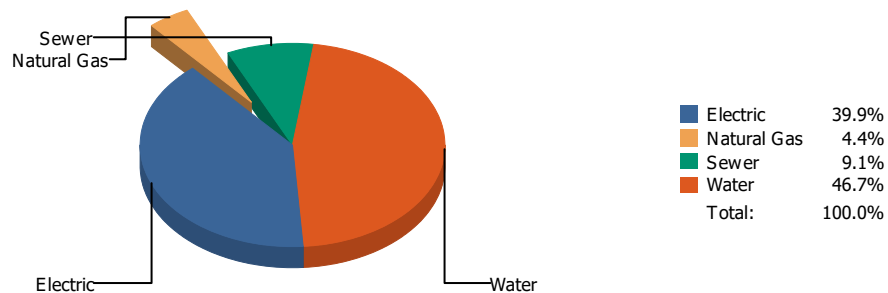


Commodity	Common Use	Energy Use	Energy Use / Area	Total Cost	Cost / Unit	Cost / Area
<b>Place: [STANTON] STANTON      141 [BUILDING]</b>						
<b>Area: 75,957 ft<sup>2</sup></b>						
<b>Billing Period: May 2024</b>						
ELECTRIC	19,120.00 kWh	65,237 Kbtu	0.859 Kbtu/ft <sup>2</sup>	\$2,411.36	\$0.126 /kWh	\$0.032 /ft <sup>2</sup>
NATURALGAS	489.00 CCF	50,660 Kbtu	0.667 Kbtu/ft <sup>2</sup>	\$753.95	\$1.542 /CCF	\$0.010 /ft <sup>2</sup>
SEWER	127.00 CCF			\$837.36	\$6.593 /CCF	\$0.011 /ft <sup>2</sup>
WATER	208.00 CCF			\$972.73	\$4.677 /CCF	\$0.013 /ft <sup>2</sup>
<b>Totals:</b>		<b>115,898 Kbtu</b>	<b>1.526 Kbtu/ft<sup>2</sup></b>	<b>\$4,975.40</b>		

### Energy

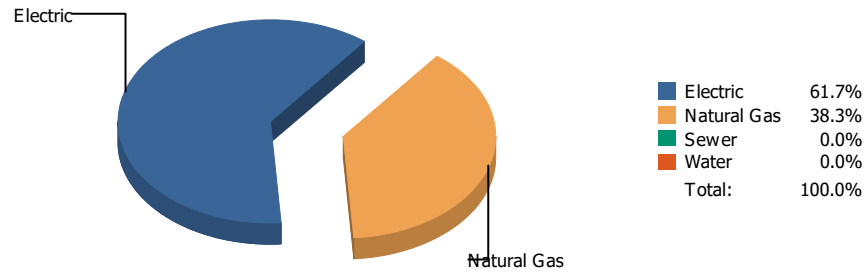


### Cost

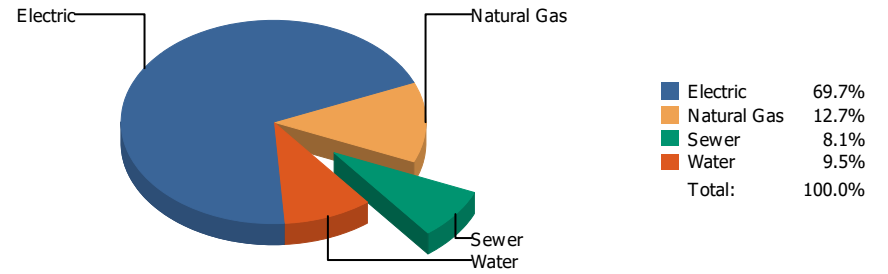


Commodity	Common Use	Energy Use	Energy Use / Area	Total Cost	Cost / Unit	Cost / Area
<b>Place: [SUNRISEMOUNT] SUNRISE MOUNTAIN ELEMENTARY 150 [BUILDING]</b>						
<b>Area: 78,368 ft<sup>2</sup></b>						
<b>Billing Period: May 2024</b>						
ELECTRIC	22,763.00 kWh	77,667 Kbtu	0.991 Kbtu/ft <sup>2</sup>	\$3,261.45	\$0.143 /kWh	\$0.042 /ft <sup>2</sup>
NATURALGAS	212.00 CCF	21,963 Kbtu	0.280 Kbtu/ft <sup>2</sup>	\$357.59	\$1.687 /CCF	\$0.005 /ft <sup>2</sup>
SEWER	54.00 CCF			\$745.66	\$13.809 /CCF	\$0.009 /ft <sup>2</sup>
WATER	501.00 CCF			\$3,819.16	\$7.623 /CCF	\$0.049 /ft <sup>2</sup>
<b>Totals:</b>		<b>99,631 Kbtu</b>	<b>1.271 Kbtu/ft<sup>2</sup></b>	<b>\$8,183.86</b>		

**Energy**

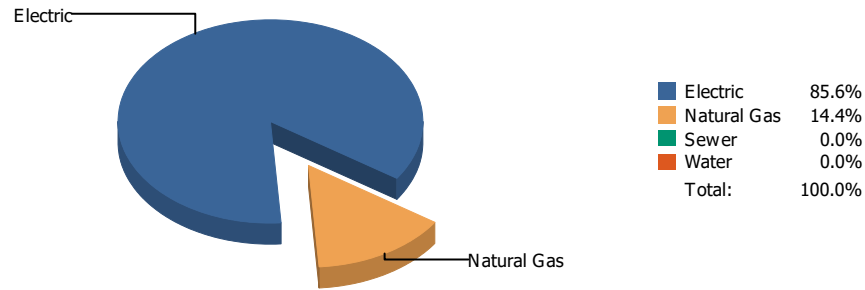


**Cost**

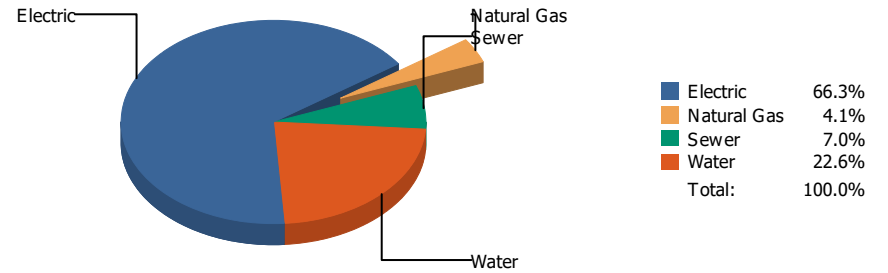


Commodity	Common Use	Energy Use	Energy Use / Area	Total Cost	Cost / Unit	Cost / Area
<b>Place: [SUNSET-HIGH_1] TECHNOLOGY SERVICES [BUILDING]</b>						
<b>Area: 33,263 ft<sup>2</sup></b>						
<b>Billing Period: May 2024</b>						
ELECTRIC	24,742.00 kWh	84,420 Kbtu	2.538 Kbtu/ft <sup>2</sup>	\$2,918.22	\$0.118 /kWh	\$0.088 /ft <sup>2</sup>
NATURALGAS	506.00 CCF	52,422 Kbtu	1.576 Kbtu/ft <sup>2</sup>	\$531.84	\$1.051 /CCF	\$0.016 /ft <sup>2</sup>
SEWER	41.00 CCF			\$338.65	\$8.260 /CCF	\$0.010 /ft <sup>2</sup>
WATER	67.00 CCF			\$396.31	\$5.915 /CCF	\$0.012 /ft <sup>2</sup>
<b>Totals:</b>		<b>136,841 Kbtu</b>	<b>4.114 Kbtu/ft<sup>2</sup></b>	<b>\$4,185.02</b>		

**Energy**

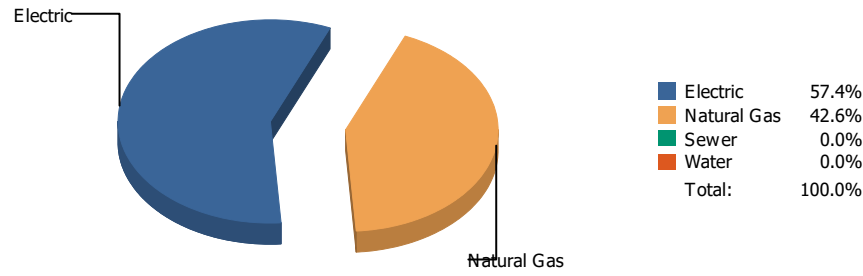


**Cost**

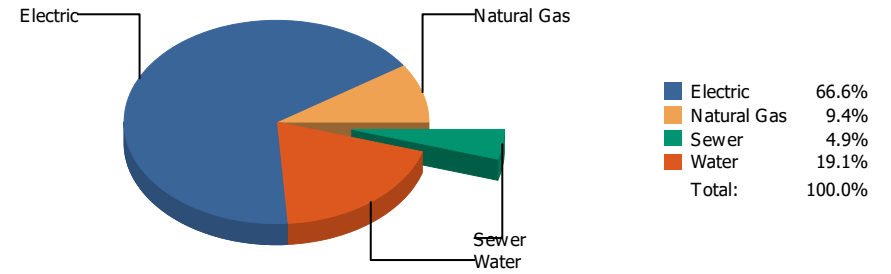


Commodity	Common Use	Energy Use	Energy Use / Area	Total Cost	Cost / Unit	Cost / Area
<b>Place: [TIPPENELEMENTARY] TIPPIN ELEMENTARY 168 [BUILDING]</b>						
<b>Area: 93,360 ft<sup>2</sup></b>						
<b>Billing Period: May 2024</b>						
ELECTRIC	41,640.00 kWh	142,076 Kbtu	1.522 Kbtu/ft <sup>2</sup>	\$6,014.80	\$0.144 /kWh	\$0.064 /ft <sup>2</sup>
NATURALGAS	231.00 CCF	23,932 Kbtu	0.256 Kbtu/ft <sup>2</sup>	\$368.56	\$1.595 /CCF	\$0.004 /ft <sup>2</sup>
SEWER	62.00 CCF			\$636.02	\$10.258 /CCF	\$0.007 /ft <sup>2</sup>
WATER	310.00 CCF			\$2,054.90	\$6.629 /CCF	\$0.022 /ft <sup>2</sup>
<b>Totals:</b>		<b>166,007 Kbtu</b>	<b>1.778 Kbtu/ft<sup>2</sup></b>	<b>\$9,074.28</b>		

### Energy

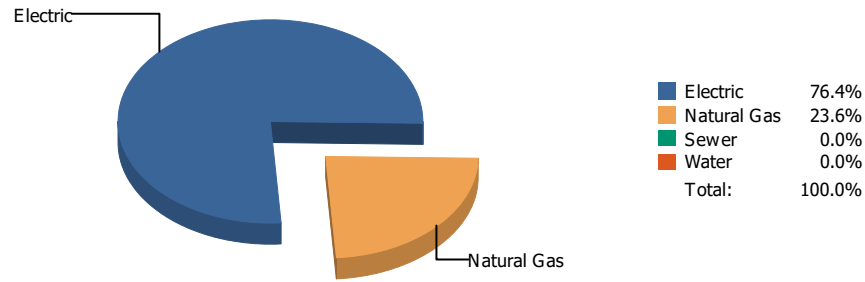


### Cost

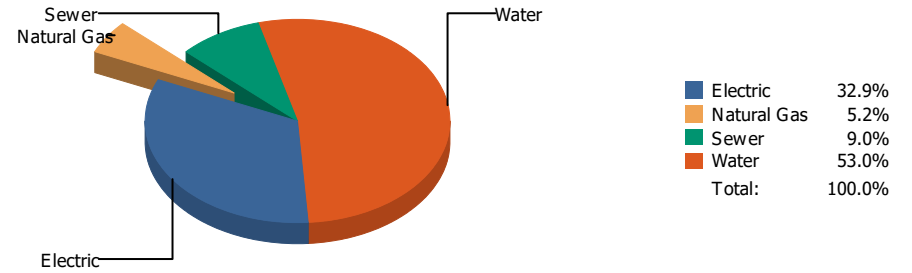


Commodity	Common Use	Energy Use	Energy Use / Area	Total Cost	Cost / Unit	Cost / Area
<b>Place: [TOMLEA_2] TOM LEA 178 [BUILDING]</b>						
<b>Area: 88,828 ft<sup>2</sup></b>						
<b>Billing Period: May 2024</b>						
ELECTRIC	80,397.00 kWh	274,315 Kbtu	3.088 Kbtu/ft <sup>2</sup>	\$9,922.53	\$0.123 /kWh	\$0.112 /ft <sup>2</sup>
NATURALGAS	1,965.00 CCF	203,574 Kbtu	2.292 Kbtu/ft <sup>2</sup>	\$1,396.42	\$0.711 /CCF	\$0.016 /ft <sup>2</sup>
SEWER	86.00 CCF			\$730.34	\$8.492 /CCF	\$0.008 /ft <sup>2</sup>
WATER	381.00 CCF			\$2,844.15	\$7.465 /CCF	\$0.032 /ft <sup>2</sup>
<b>Totals:</b>		<b>477,889 Kbtu</b>	<b>5.380 Kbtu/ft<sup>2</sup></b>	<b>\$14,893.44</b>		

**Energy**

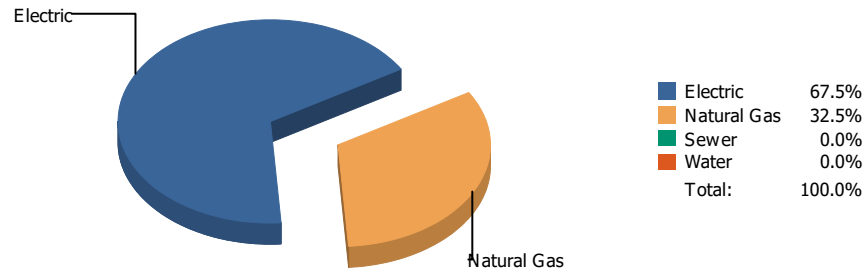


**Cost**

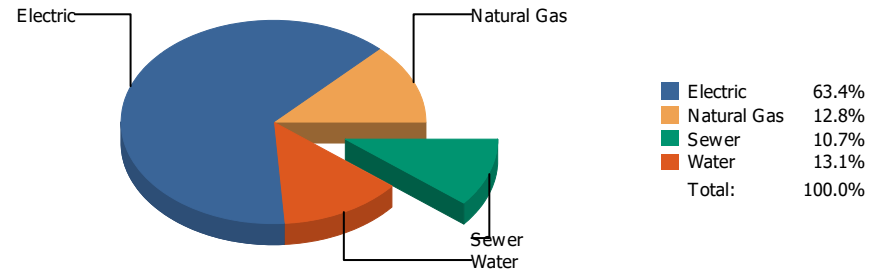


Commodity	Common Use	Energy Use	Energy Use / Area	Total Cost	Cost / Unit	Cost / Area
<b>Place: [TRAVIS] TRAVIS      143 [BUILDING]</b>						
<b>Area: 78,925 ft<sup>2</sup></b>						
<b>Billing Period: May 2024</b>						
ELECTRIC	17,377.00 kWh	59,290 Kbtu	0.751 Kbtu/ft <sup>2</sup>	\$2,142.18	\$0.123 /kWh	\$0.027 /ft <sup>2</sup>
NATURALGAS	177.00 CCF	18,337 Kbtu	0.232 Kbtu/ft <sup>2</sup>	\$337.03	\$1.904 /CCF	\$0.004 /ft <sup>2</sup>
SEWER	68.00 CCF			\$585.84	\$8.615 /CCF	\$0.007 /ft <sup>2</sup>
WATER	661.00 CCF			\$3,455.00	\$5.227 /CCF	\$0.044 /ft <sup>2</sup>
<b>Totals:</b>		<b>77,628 Kbtu</b>	<b>0.984 Kbtu/ft<sup>2</sup></b>	<b>\$6,520.05</b>		

**Energy**

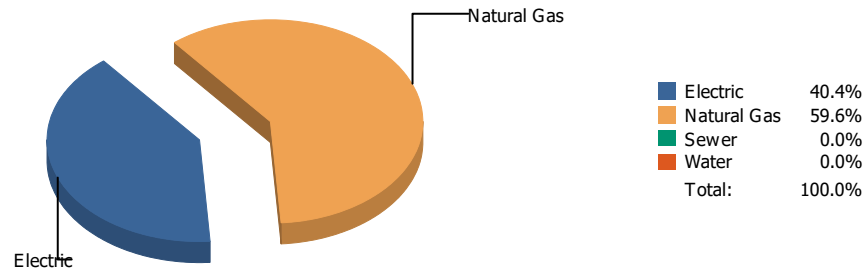


**Cost**

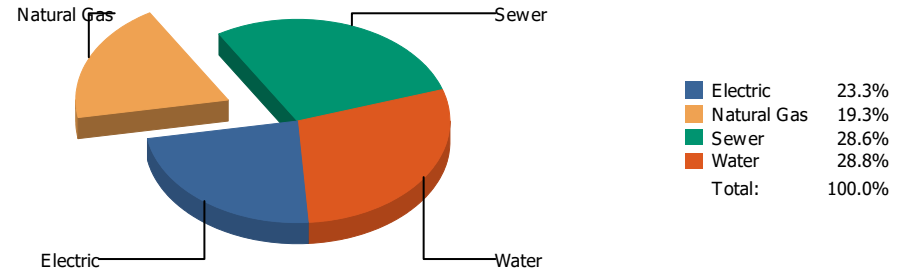


Commodity	Common Use	Energy Use	Energy Use / Area	Total Cost	Cost / Unit	Cost / Area
<b>Place: [VILAS] VILAS      144 [BUILDING]</b>						
<b>Area: 66,992 ft<sup>2</sup></b>						
<b>Billing Period: May 2024</b>						
ELECTRIC	38,829.00 kWh	132,485 Kbtu	1.978 Kbtu/ft <sup>2</sup>	\$5,254.59	\$0.135 /kWh	\$0.078 /ft <sup>2</sup>
NATURALGAS	616.00 CCF	63,818 Kbtu	0.953 Kbtu/ft <sup>2</sup>	\$1,061.26	\$1.723 /CCF	\$0.016 /ft <sup>2</sup>
SEWER	45.00 CCF			\$886.93	\$19.710 /CCF	\$0.013 /ft <sup>2</sup>
WATER	108.00 CCF			\$1,083.54	\$10.033 /CCF	\$0.016 /ft <sup>2</sup>
<b>Totals:</b>		<b>196,302 Kbtu</b>	<b>2.930 Kbtu/ft<sup>2</sup></b>	<b>\$8,286.32</b>		

**Energy**



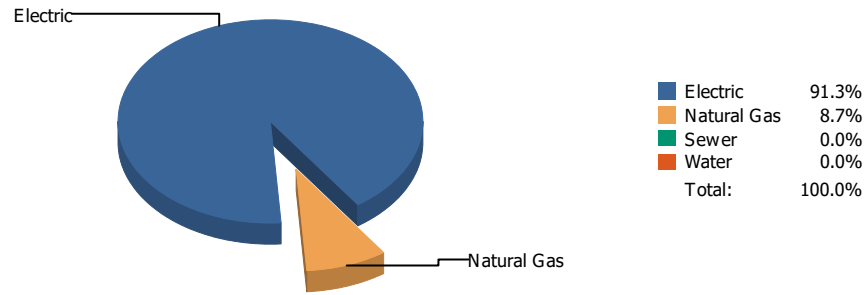
**Cost**



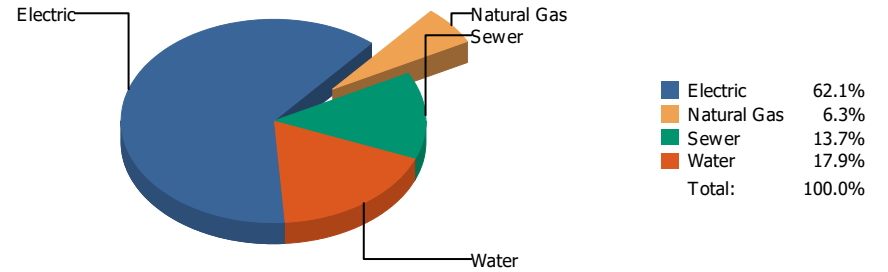
Commodity	Common Use	Energy Use	Energy Use / Area	Total Cost	Cost / Unit	Cost / Area
<b>Place: [WAINWRIG] WAINWRIGHT 145 [BUILDING]</b>						
<b>Area: 38,227 ft<sup>2</sup></b>						
<b>Billing Period: May 2024</b>						
ELECTRIC	6,378.00 kWh	21,762 Kbtu	0.569 Kbtu/ft <sup>2</sup>	\$779.96	\$0.122 /kWh	\$0.020 /ft <sup>2</sup>
NATURALGAS	310.00 CCF	32,116 Kbtu	0.840 Kbtu/ft <sup>2</sup>	\$647.66	\$2.089 /CCF	\$0.017 /ft <sup>2</sup>
SEWER	154.00 CCF			\$960.26	\$6.235 /CCF	\$0.025 /ft <sup>2</sup>
WATER	188.00 CCF			\$964.88	\$5.132 /CCF	\$0.025 /ft <sup>2</sup>
<b>Totals:</b>		<b>53,878 Kbtu</b>	<b>1.409 Kbtu/ft<sup>2</sup></b>	<b>\$3,352.76</b>		



**Energy**



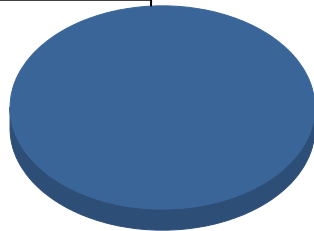
**Cost**



Commodity	Common Use	Energy Use	Energy Use / Area	Total Cost	Cost / Unit	Cost / Area
<b>Place: [WALLY-HARTLEY-PK-8] WALLY HARTLEY PK-8 042 [BUILDING]</b>						
<b>Area: 131,497 ft<sup>2</sup></b>						
<b>Billing Period: May 2024</b>						
ELECTRIC	107,131.00 kWh	365,531 Kbtu	2.780 Kbtu/ft <sup>2</sup>	\$11,333.34	\$0.106 /kWh	\$0.086 /ft <sup>2</sup>
NATURALGAS	338.00 CCF	35,017 Kbtu	0.266 Kbtu/ft <sup>2</sup>	\$1,150.77	\$3.405 /CCF	\$0.008 /ft <sup>2</sup>
SEWER	191.00 CCF			\$2,494.71	\$13.061 /CCF	\$0.019 /ft <sup>2</sup>
WATER	335.00 CCF			\$3,258.94	\$9.728 /CCF	\$0.024 /ft <sup>2</sup>
<b>Totals:</b>		<b>400,548 Kbtu</b>	<b>3.046 Kbtu/ft<sup>2</sup></b>	<b>\$18,237.76</b>		

**Energy**

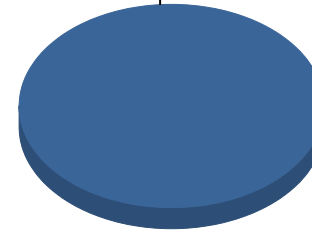
Electric



■ Electric 100.0%  
Total: 100.0%

**Cost**

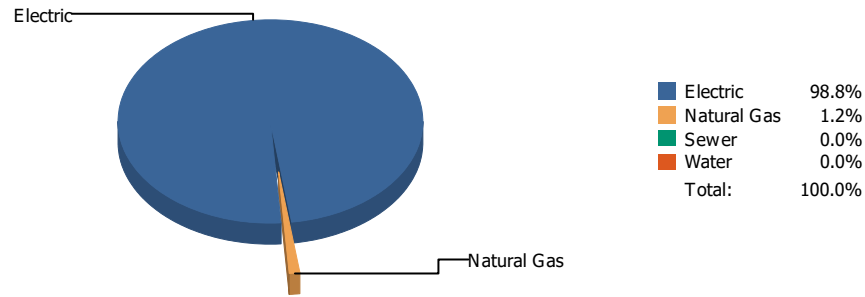
Electric



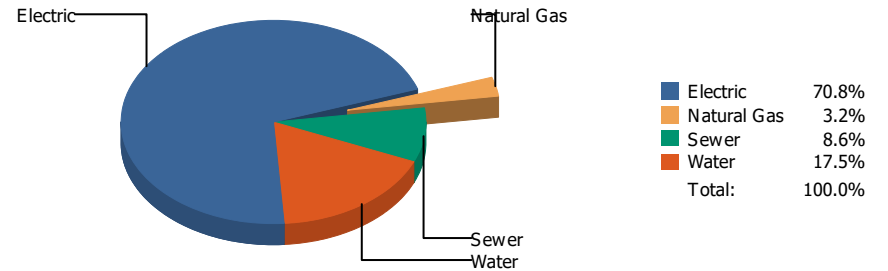
■ Electric 100.0%  
Total: 100.0%

Commodity	Common Use	Energy Use	Energy Use / Area	Total Cost	Cost / Unit	Cost / Area
<b>Place: [WESTSIDE] WESTSIDE TRANSPORTATION 951 [BUILDING]</b>						
<b>Area: 4,040 ft<sup>2</sup></b>						
<b>Billing Period: May 2024</b>						
ELECTRIC	2,288.00 kWh	7,807 Kbtu	1.932 Kbtu/ft <sup>2</sup>	\$296.65	\$0.130 /kWh	\$0.073 /ft <sup>2</sup>
<b>Totals:</b>		<b>7,807 Kbtu</b>	<b>1.932 Kbtu/ft<sup>2</sup></b>	<b>\$296.65</b>		

**Energy**

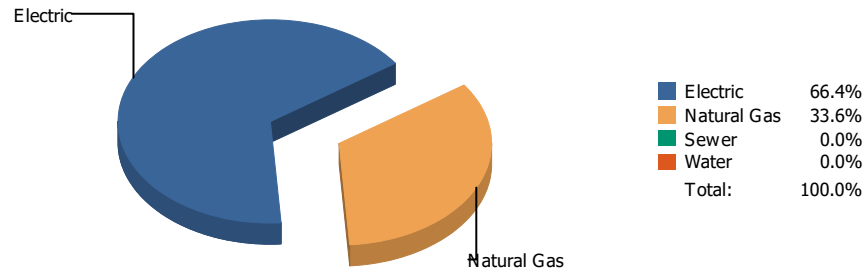


**Cost**

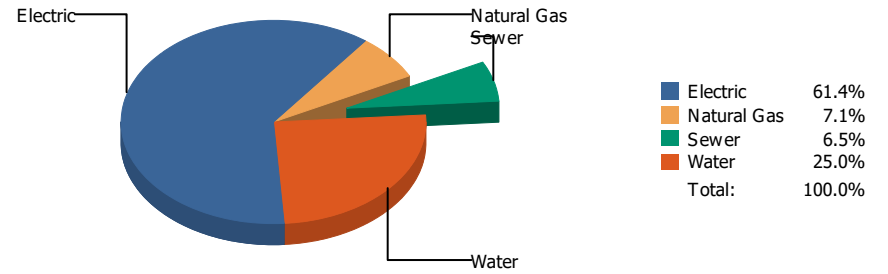


Commodity	Common Use	Energy Use	Energy Use / Area	Total Cost	Cost / Unit	Cost / Area
<b>Place: [W-HILLS] WESTERN HILLS      146 [BUILDING]</b>						
<b>Area: 77,753 ft<sup>2</sup></b>						
<b>Billing Period: May 2024</b>						
ELECTRIC	44,547.00 kWh	151,994 Kbtu	1.955 Kbtu/ft <sup>2</sup>	\$5,451.07	\$0.122 /kWh	\$0.070 /ft <sup>2</sup>
NATURALGAS	18.00 CCF	1,865 Kbtu	0.024 Kbtu/ft <sup>2</sup>	\$242.63	\$13.479 /CCF	\$0.003 /ft <sup>2</sup>
SEWER	14.00 CCF			\$659.34	\$47.096 /CCF	\$0.008 /ft <sup>2</sup>
WATER	230.00 CCF			\$1,344.13	\$5.844 /CCF	\$0.017 /ft <sup>2</sup>
<b>Totals:</b>		<b>153,859 Kbtu</b>	<b>1.979 Kbtu/ft<sup>2</sup></b>	<b>\$7,697.17</b>		

**Energy**

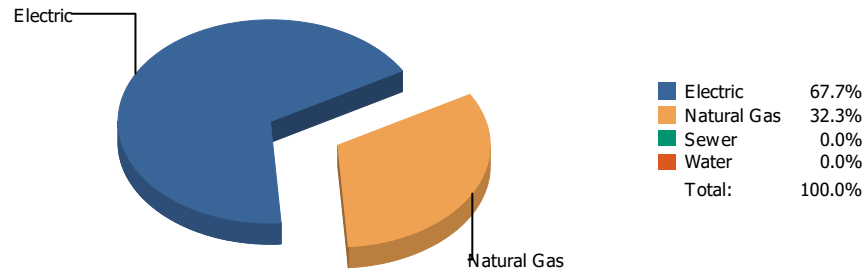


**Cost**

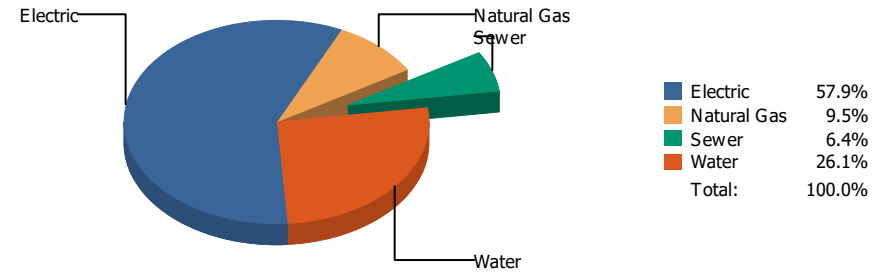


Commodity	Common Use	Energy Use	Energy Use / Area	Total Cost	Cost / Unit	Cost / Area
<b>Place: [WHITAKER] WHITAKER 153 [BUILDING]</b>						
<b>Area: 89,458 ft<sup>2</sup></b>						
<b>Billing Period: May 2024</b>						
ELECTRIC	59,760.00 kWh	203,901 Kbtu	2.279 Kbtu/ft <sup>2</sup>	\$7,089.79	\$0.119 /kWh	\$0.079 /ft <sup>2</sup>
NATURALGAS	994.00 CCF	102,978 Kbtu	1.151 Kbtu/ft <sup>2</sup>	\$821.03	\$0.826 /CCF	\$0.009 /ft <sup>2</sup>
SEWER	28.00 CCF			\$746.73	\$26.669 /CCF	\$0.008 /ft <sup>2</sup>
WATER	488.00 CCF			\$2,889.95	\$5.922 /CCF	\$0.032 /ft <sup>2</sup>
<b>Totals:</b>		<b>306,880 Kbtu</b>	<b>3.430 Kbtu/ft<sup>2</sup></b>	<b>\$11,547.50</b>		

**Energy**

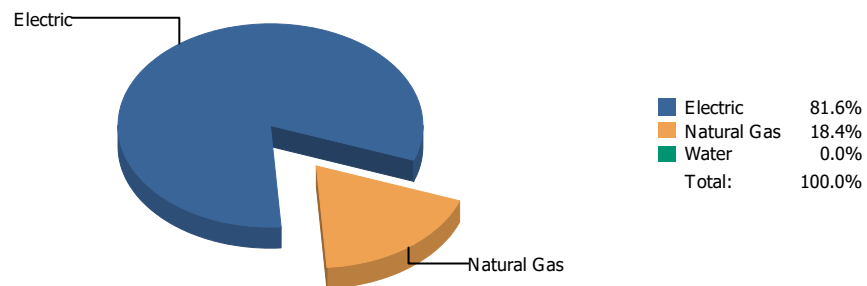


**Cost**

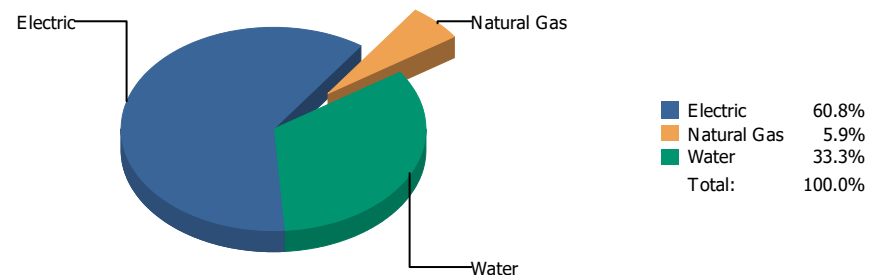


Commodity	Common Use	Energy Use	Energy Use / Area	Total Cost	Cost / Unit	Cost / Area
<b>Place: [WHITE] ZACH WHITE ELEMENTARY NEW-1997 [BUILDING]</b>						
<b>Area: 92,458 ft<sup>2</sup></b>						
<b>Billing Period: May 2024</b>						
ELECTRIC	45,900.00 kWh	156,611 Kbtu	1.694 Kbtu/ft <sup>2</sup>	\$5,431.23	\$0.118 /kWh	\$0.059 /ft <sup>2</sup>
NATURALGAS	720.00 CCF	74,592 Kbtu	0.807 Kbtu/ft <sup>2</sup>	\$890.73	\$1.237 /CCF	\$0.010 /ft <sup>2</sup>
SEWER	63.00 CCF			\$602.63	\$9.566 /CCF	\$0.006 /ft <sup>2</sup>
WATER	465.00 CCF			\$2,449.07	\$5.267 /CCF	\$0.026 /ft <sup>2</sup>
<b>Totals:</b>		<b>231,203 Kbtu</b>	<b>2.501 Kbtu/ft<sup>2</sup></b>	<b>\$9,373.66</b>		

### Energy

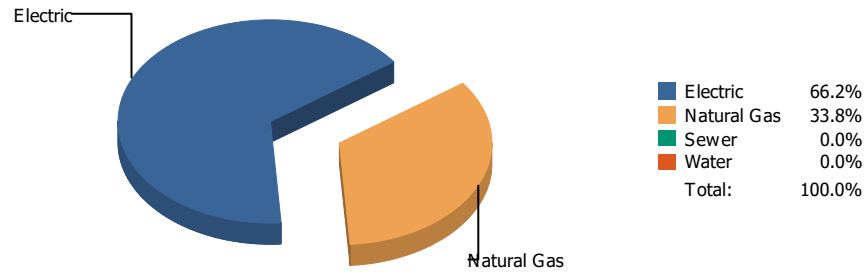


### Cost

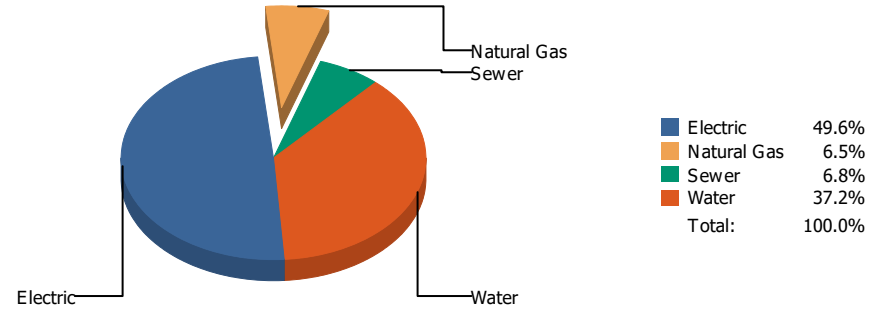


Commodity	Common Use	Energy Use	Energy Use / Area	Total Cost	Cost / Unit	Cost / Area
<b>Place: [WIGGS] WIGGS      052 [BUILDING]</b>						
<b>Area: 110,689 ft<sup>2</sup></b>						
<b>Billing Period: May 2024</b>						
ELECTRIC	31,556.00 kWh	107,669 Kbtu	0.973 Kbtu/ft <sup>2</sup>	\$3,818.01	\$0.121 /kWh	\$0.034 /ft <sup>2</sup>
NATURALGAS	234.00 CCF	24,242 Kbtu	0.219 Kbtu/ft <sup>2</sup>	\$370.66	\$1.584 /CCF	\$0.003 /ft <sup>2</sup>
WATER	398.00 CCF			\$2,088.18	\$5.247 /CCF	\$0.019 /ft <sup>2</sup>
<b>Totals:</b>		<b>131,911 Kbtu</b>	<b>1.192 Kbtu/ft<sup>2</sup></b>	<b>\$6,276.85</b>		

**Energy**

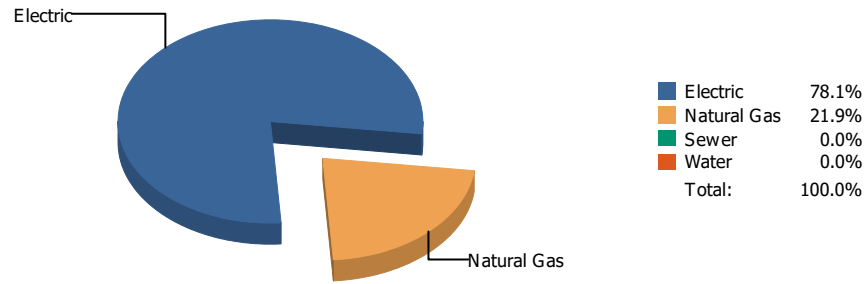


**Cost**

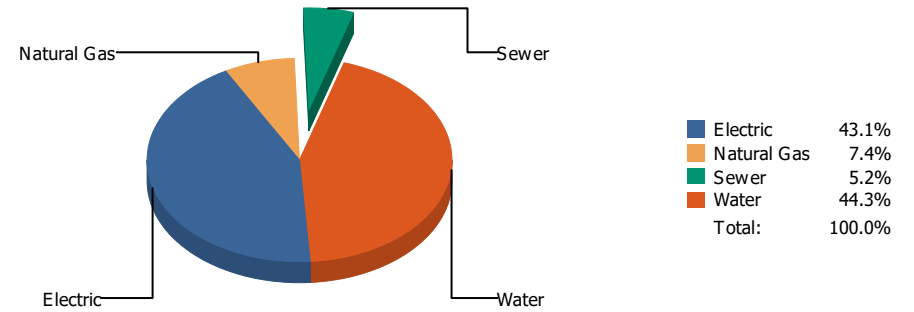


Commodity	Common Use	Energy Use	Energy Use / Area	Total Cost	Cost / Unit	Cost / Area
<b>Place: [YOUNG/WOMENS/ACADEMY/1] YOUNG WOMENS ACADEMY [BUILDING]</b>						
<b>Area: 133,779 ft<sup>2</sup></b>						
<b>Billing Period: May 2024</b>						
ELECTRIC	69,500.00 kWh	237,134 Kbtu	1.773 Kbtu/ft <sup>2</sup>	\$7,065.69	\$0.102 /kWh	\$0.053 /ft <sup>2</sup>
NATURALGAS	1,171.00 CCF	121,316 Kbtu	0.907 Kbtu/ft <sup>2</sup>	\$925.92	\$0.791 /CCF	\$0.007 /ft <sup>2</sup>
SEWER	92.00 CCF			\$965.88	\$10.499 /CCF	\$0.007 /ft <sup>2</sup>
WATER	1,153.00 CCF			\$5,299.30	\$4.596 /CCF	\$0.040 /ft <sup>2</sup>
<b>Totals:</b>		<b>358,450 Kbtu</b>	<b>2.679 Kbtu/ft<sup>2</sup></b>	<b>\$14,256.79</b>		

**Energy**



**Cost**



Commodity	Common Use	Energy Use	Energy Use / Area	Total Cost	Cost / Unit	Cost / Area
<b>Place: [ZAVALA] ZAVALA      148 [BUILDING]</b>						
<b>Area: 53,356 ft<sup>2</sup></b>						
<b>Billing Period: May 2024</b>						
ELECTRIC	22,308.00 kWh	76,115 Kbtu	1.427 Kbtu/ft <sup>2</sup>	\$2,558.43	\$0.115 /kWh	\$0.048 /ft <sup>2</sup>
NATURALGAS	206.00 CCF	21,342 Kbtu	0.400 Kbtu/ft <sup>2</sup>	\$440.45	\$2.138 /CCF	\$0.008 /ft <sup>2</sup>
SEWER	34.00 CCF			\$311.14	\$9.151 /CCF	\$0.006 /ft <sup>2</sup>
WATER	337.00 CCF			\$2,632.52	\$7.812 /CCF	\$0.049 /ft <sup>2</sup>
<b>Totals:</b>		<b>97,456 Kbtu</b>	<b>1.827 Kbtu/ft<sup>2</sup></b>	<b>\$5,942.54</b>		



**Requested by:** eagarci2

**Client version:**

**Report version:** 9

**Filters:** Meters in Building Name: Not one of ZACH WHITE MODULAR SCHOOL 147;START SCHOOL EARLY 1 DAY VALUE;STADIUM RATE CHANGES;SKY PARK IB1;SKY PARK I 200;SKY PARK;ROOSEVELT 137;REMCON COTTAGES;PARKDALE COTTAGES 957;NORTHEAST BOOK DEPOSITORY 814;NEW COMPUTERS SINCE JUNE 1990;Lighting;CANYON HILLS PORTABLES;Butterfield Trail Warehouse;BRANON COTTAGES 955;BLUE FLAME BLDG.;BARCELONA COTTAGES;ALL REFUNDS AND REBATES; ; Bill is Void Equals 0; Account is Active Equals 1; Bill is from External Vendor Equals 1; ; Billing Period Equals May 2024

**Record count:** 0