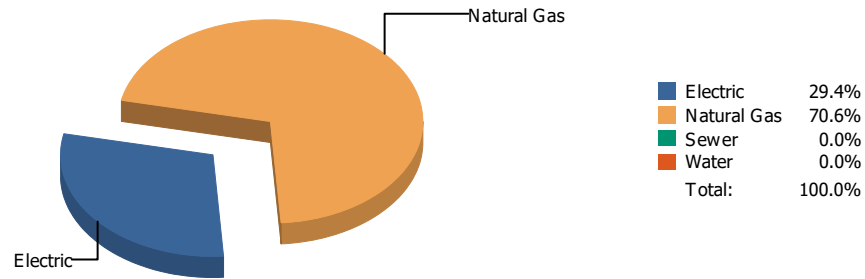
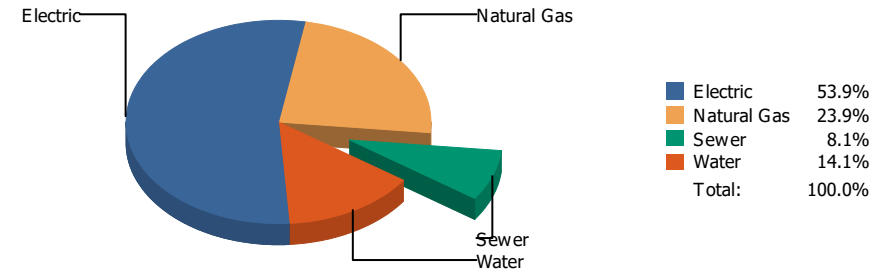


Energy



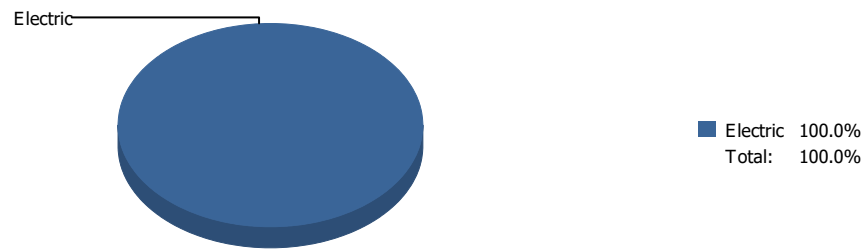
Cost



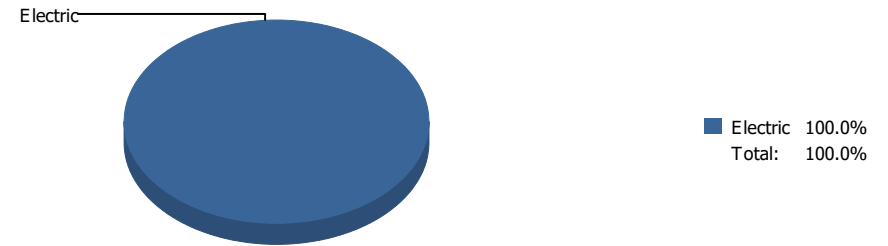
Commodity	Common Use	Energy Use	Energy Use / Area	Total Cost	Cost / Unit	Cost / Area
Place Summary Report						
Area: 10,693,292 SqFt						
Billing Period: Feb 2021						
ELECTRIC	4,290,335.98 kWh	14,638,626 KBtu	1.332 KBtu/SqFt	\$459,495.85	\$0.107 /kWh	\$0.042 /SqFt
NATURALGAS	340,930.00 CCF	35,115,790 KBtu	3.224 KBtu/SqFt	\$204,109.90	\$0.599 /CCF	\$0.019 /SqFt
SEWER	17,485.00 CCF			\$69,158.34	\$3.955 /CCF	\$0.006 /SqFt
WATER	20,742.00 CCF			\$119,872.67	\$5.779 /CCF	\$0.011 /SqFt
Totals:		49,754,416 KBtu	4.556 KBtu/SqFt	\$852,636.76		

* Please note per area calculations only include buildings with a floor area greater than 0.

Energy

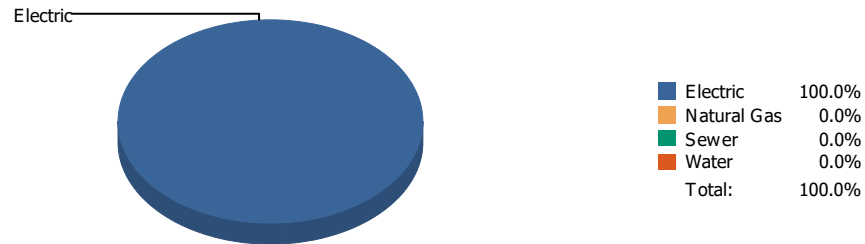


Cost

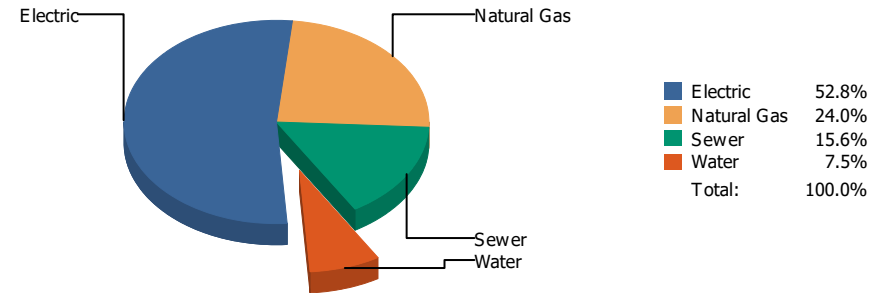


Commodity	Common Use	Energy Use	Energy Use / Area	Total Cost	Cost / Unit	Cost / Area
Place: [ALAMO] ALAMO 101 [BUILDING] Area: 58,978 SqFt Billing Period: Feb 2021						
ELECTRIC	2,200.00 kWh	7,506 KBtu	0.127 KBtu/SqFt	\$233.28	\$0.106 /kWh	\$0.004 /SqFt
Totals:		7,506 KBtu	0.127 KBtu/SqFt	\$233.28		

Energy

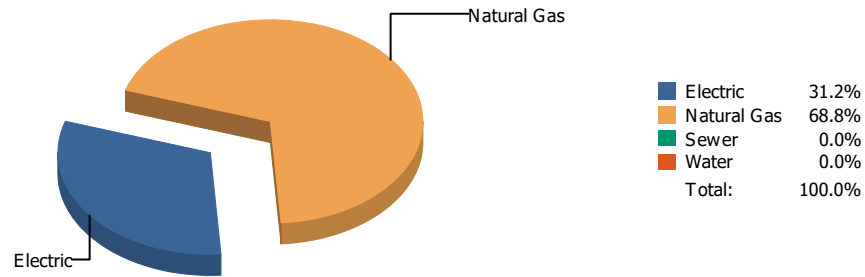


Cost

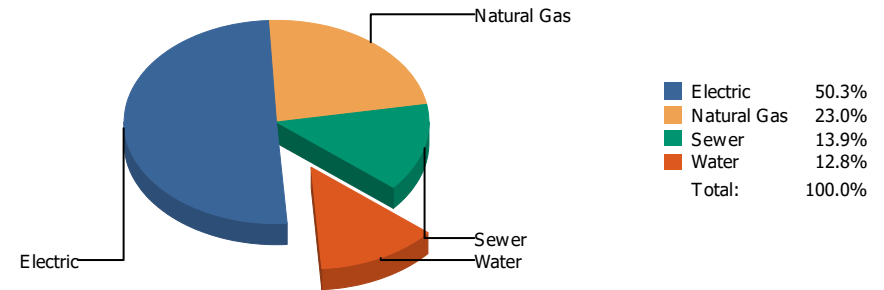


Commodity	Common Use	Energy Use	Energy Use / Area	Total Cost	Cost / Unit	Cost / Area
Place: [ALTA] ALTA VISTA 102 [BUILDING]						
Area: 68,463 SqFt						
Billing Period: Feb 2021						
ELECTRIC	4,500.00 kWh	15,354 KBtu	0.224 KBtu/SqFt	\$358.04	\$0.080 /kWh	\$0.005 /SqFt
NATURALGAS	0.00 CCF	0 KBtu	0.000 KBtu/SqFt	\$162.96	\$0.000 /CCF	\$0.002 /SqFt
SEWER	0.00 CCF			\$105.77	\$0.000 /CCF	\$0.002 /SqFt
WATER	0.00 CCF			\$50.91	\$0.000 /CCF	\$0.001 /SqFt
Totals:		15,354 KBtu	0.224 KBtu/SqFt	\$677.68		

Energy

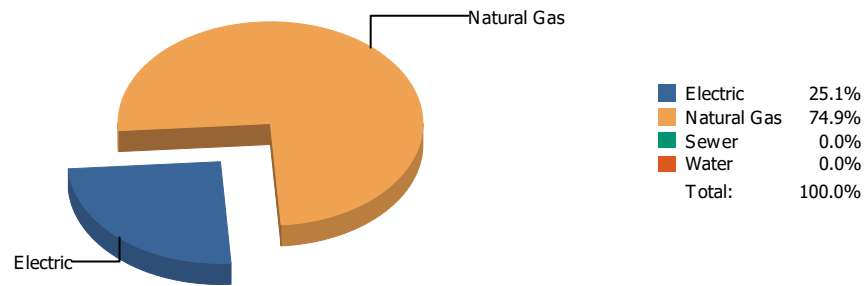


Cost

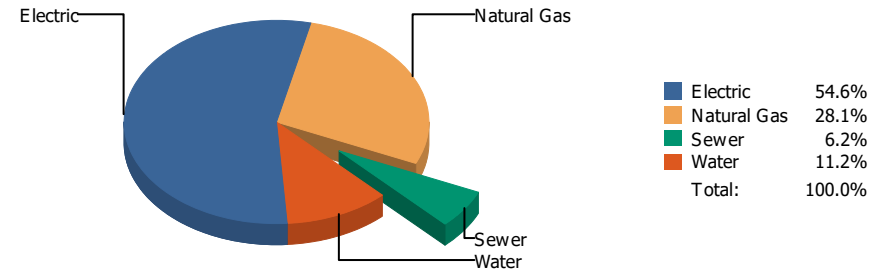


Commodity	Common Use	Energy Use	Energy Use / Area	Total Cost	Cost / Unit	Cost / Area
Place: [ADDRESS] ADDRESS 001 [BUILDING]						
Area: 266,968 SqFt						
Billing Period: Feb 2021						
ELECTRIC	121,377.00 kWh	414,138 KBtu	1.551 KBtu/SqFt	\$12,624.30	\$0.104 /kWh	\$0.047 /SqFt
NATURALGAS	8,886.00 CCF	915,258 KBtu	3.428 KBtu/SqFt	\$5,780.75	\$0.651 /CCF	\$0.021 /SqFt
SEWER	1,341.00 CCF			\$3,490.47	\$2.603 /CCF	\$0.013 /SqFt
WATER	1,113.00 CCF			\$3,216.14	\$2.890 /CCF	\$0.012 /SqFt
Totals:		1,329,396 KBtu	4.980 KBtu/SqFt	\$25,111.66		

Energy

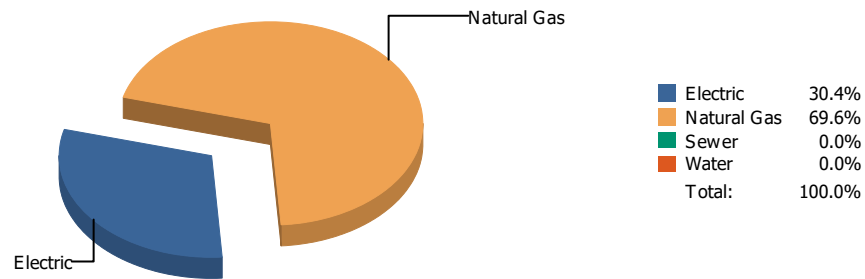


Cost

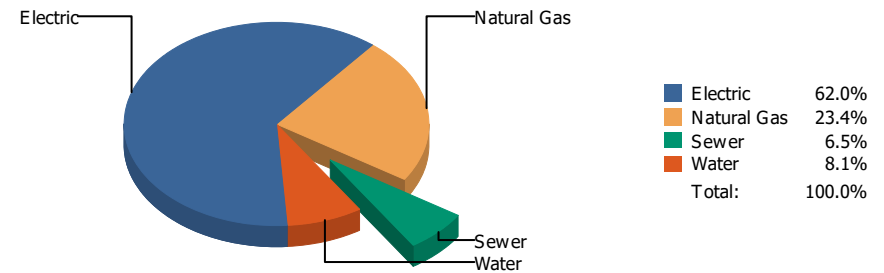


Commodity	Common Use	Energy Use	Energy Use / Area	Total Cost	Cost / Unit	Cost / Area
Place: [AOY] AOY 103 [BUILDING]						
Area: 105,486 SqFt						
Billing Period: Feb 2021						
ELECTRIC	43,215.00 kWh	147,450 KBtu	1.398 KBtu/SqFt	\$4,801.70	\$0.111 /kWh	\$0.045 /SqFt
NATURALGAS	4,283.00 CCF	441,149 KBtu	4.182 KBtu/SqFt	\$2,466.03	\$0.576 /CCF	\$0.023 /SqFt
SEWER	44.00 CCF			\$541.37	\$12.304 /CCF	\$0.005 /SqFt
WATER	106.00 CCF			\$980.78	\$9.253 /CCF	\$0.009 /SqFt
Totals:		588,599 KBtu	5.580 KBtu/SqFt	\$8,789.88		

Energy

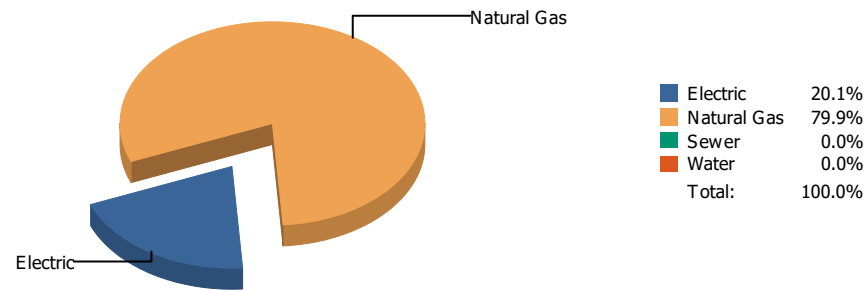


Cost

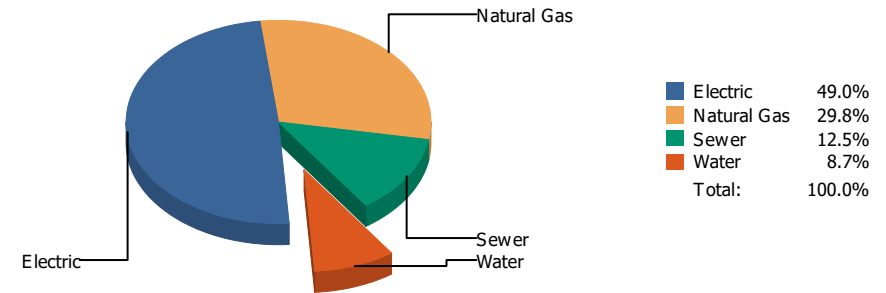


Commodity	Common Use	Energy Use	Energy Use / Area	Total Cost	Cost / Unit	Cost / Area
Place: [ARMENDARIZ_1] ARMENDARIZ MIDDLE SCHOOL [BUILDING]						
Area: 133,779 SqFt						
Billing Period: Feb 2021						
ELECTRIC	64,500.00 kWh	220,074 KBtu	1.645 KBtu/SqFt	\$6,931.98	\$0.107 /kWh	\$0.052 /SqFt
NATURALGAS	4,901.00 CCF	504,803 KBtu	3.773 KBtu/SqFt	\$2,614.88	\$0.534 /CCF	\$0.020 /SqFt
SEWER	170.00 CCF			\$727.31	\$4.278 /CCF	\$0.005 /SqFt
WATER	219.00 CCF			\$904.68	\$4.131 /CCF	\$0.007 /SqFt
Totals:		724,877 KBtu	5.418 KBtu/SqFt	\$11,178.85		

Energy

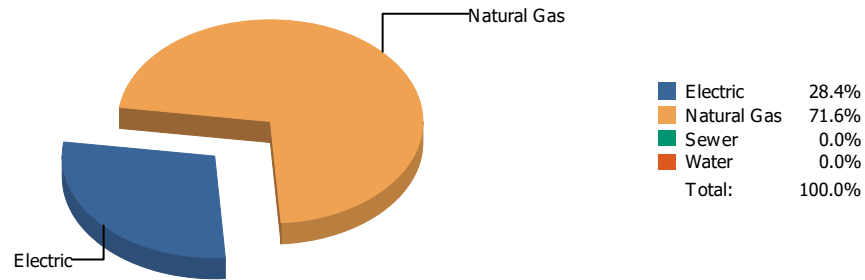


Cost

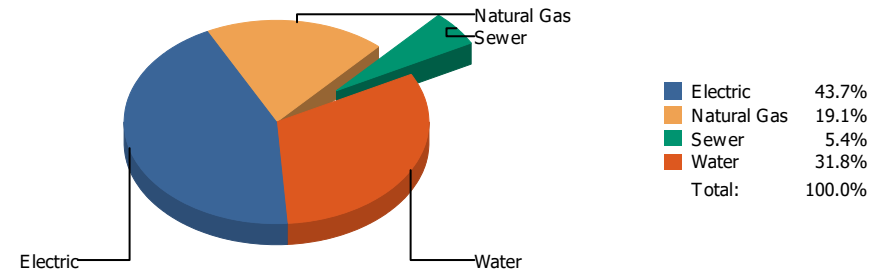


Commodity	Common Use	Energy Use	Energy Use / Area	Total Cost	Cost / Unit	Cost / Area
Place: [AUSTIN] AUSTIN 002 [BUILDING]						
Area: 269,216 SqFt						
Billing Period: Feb 2021						
ELECTRIC	76,090.00 kWh	259,619 KBtu	0.964 KBtu/SqFt	\$9,098.15	\$0.120 /kWh	\$0.033 /SqFt
NATURALGAS	10,042.00 CCF	1,034,326 KBtu	3.842 KBtu/SqFt	\$5,523.01	\$0.550 /CCF	\$0.020 /SqFt
SEWER	641.00 CCF			\$2,316.32	\$3.614 /CCF	\$0.009 /SqFt
WATER	135.00 CCF			\$1,614.17	\$11.957 /CCF	\$0.006 /SqFt
Totals:		1,293,945 KBtu	4.806 KBtu/SqFt	\$18,551.65		

Energy

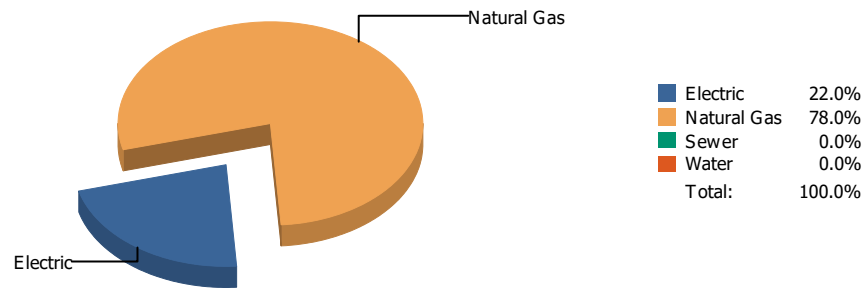


Cost

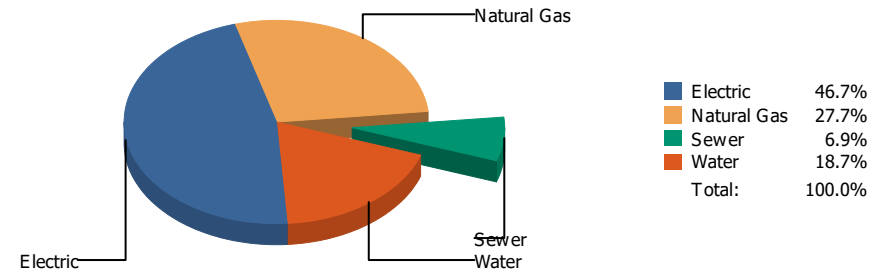


Commodity	Common Use	Energy Use	Energy Use / Area	Total Cost	Cost / Unit	Cost / Area
Place: [BARRON ELEMENTARY] Barron Elementary 165 [BUILDING]						
Area: 87,818 SqFt						
Billing Period: Feb 2021						
ELECTRIC	50,421.00 kWh	172,036 KBtu	1.959 KBtu/SqFt	\$5,571.86	\$0.111 /kWh	\$0.063 /SqFt
NATURALGAS	4,216.00 CCF	434,248 KBtu	4.945 KBtu/SqFt	\$2,436.62	\$0.578 /CCF	\$0.028 /SqFt
SEWER	131.00 CCF			\$682.57	\$5.210 /CCF	\$0.008 /SqFt
WATER	461.00 CCF			\$4,045.99	\$8.777 /CCF	\$0.046 /SqFt
Totals:		606,284 KBtu	6.904 KBtu/SqFt	\$12,737.04		

Energy

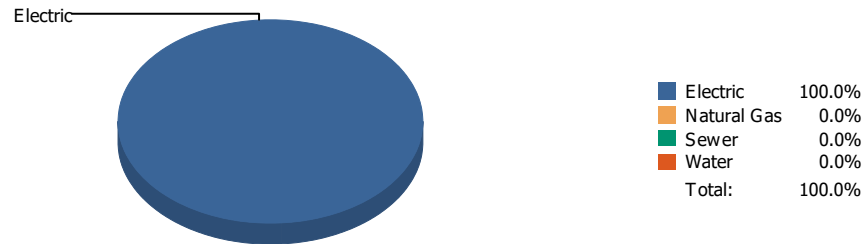


Cost

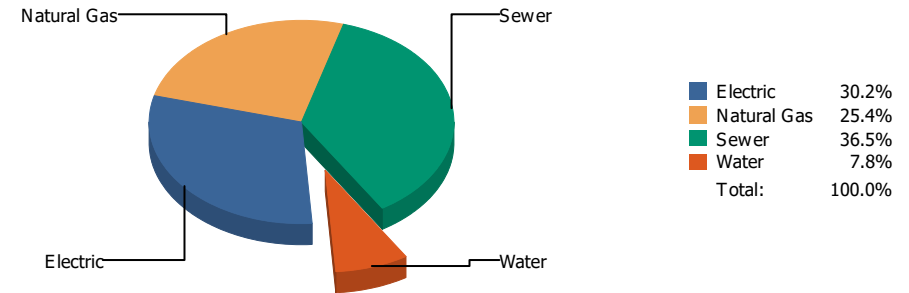


Commodity	Common Use	Energy Use	Energy Use / Area	Total Cost	Cost / Unit	Cost / Area
Place: [BASSETT] BASSETT 049 [BUILDING] Area: 174,250 SqFt Billing Period: Feb 2021						
ELECTRIC	45,400.00 kWh	154,905 KBtu	0.889 KBtu/SqFt	\$5,048.65	\$0.111 /kWh	\$0.029 /SqFt
NATURALGAS	5,322.00 CCF	548,166 KBtu	3.146 KBtu/SqFt	\$2,998.29	\$0.563 /CCF	\$0.017 /SqFt
SEWER	237.00 CCF			\$745.72	\$3.146 /CCF	\$0.004 /SqFt
WATER	512.00 CCF			\$2,016.28	\$3.938 /CCF	\$0.012 /SqFt
Totals:		703,071 KBtu	4.035 KBtu/SqFt	\$10,808.94		

Energy



Cost



Commodity	Common Use	Energy Use	Energy Use / Area	Total Cost	Cost / Unit	Cost / Area
Place: [BEALL] BEALL 104 [BUILDING] Area: 74,454 SqFt Billing Period: Feb 2021						
ELECTRIC	1,596.00 kWh	5,446 KBtu	0.073 KBtu/SqFt	\$193.55	\$0.121 /kWh	\$0.003 /SqFt
NATURALGAS	0.00 CCF	0 KBtu	0.000 KBtu/SqFt	\$162.96	\$0.000 /CCF	\$0.002 /SqFt
SEWER	0.00 CCF			\$233.80	\$0.000 /CCF	\$0.003 /SqFt
WATER	0.00 CCF			\$50.25	\$0.000 /CCF	\$0.001 /SqFt
Totals:		5,446 KBtu	0.073 KBtu/SqFt	\$640.56		

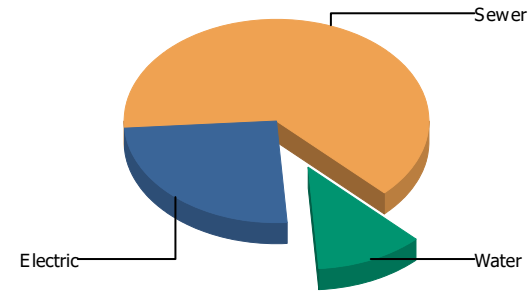
Energy

Electric



Electric 100.0%
 Sewer 0.0%
 Water 0.0%
 Total: 100.0%

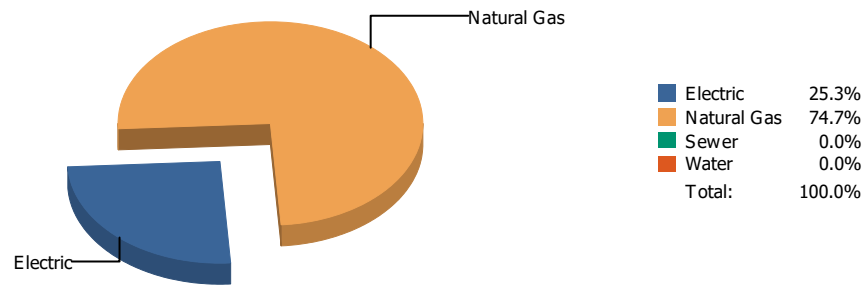
Cost



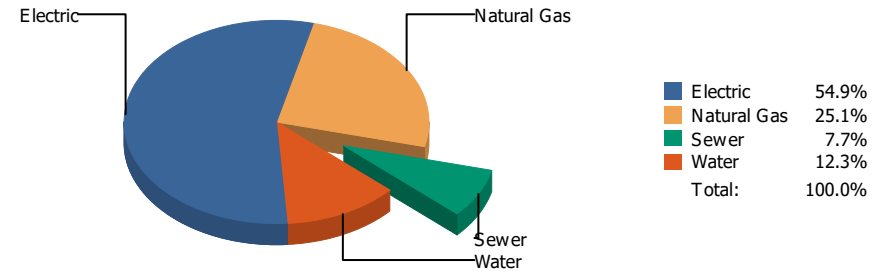
Electric 25.1%
 Sewer 63.5%
 Water 11.4%
 Total: 100.0%

Commodity	Common Use	Energy Use	Energy Use / Area	Total Cost	Cost / Unit	Cost / Area
Place: [BLISS] BLISS 105 [BUILDING] Area: 78,820 SqFt Billing Period: Feb 2021						
ELECTRIC	22,874.00 kWh	78,046 KBtu	0.990 KBtu/SqFt	\$2,546.05	\$0.111 /kWh	\$0.032 /SqFt
SEWER	2,876.00 CCF			\$6,445.96	\$2.241 /CCF	\$0.082 /SqFt
WATER	394.00 CCF			\$1,161.63	\$2.948 /CCF	\$0.015 /SqFt
Totals:		78,046 KBtu	0.990 KBtu/SqFt	\$10,153.64		

Energy

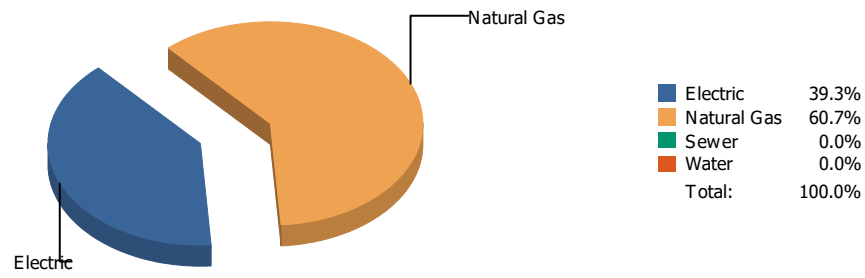


Cost

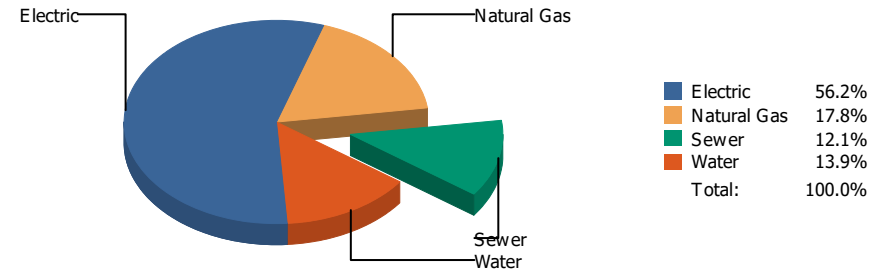


Commodity	Common Use	Energy Use	Energy Use / Area	Total Cost	Cost / Unit	Cost / Area
Place: [BOND_2] BOND 160 [BUILDING]						
Area: 89,988 SqFt						
Billing Period: Feb 2021						
ELECTRIC	26,247.00 kWh	89,555 KBtu	0.995 KBtu/SqFt	\$3,558.83	\$0.136 /kWh	\$0.039 /SqFt
NATURALGAS	2,573.00 CCF	265,019 KBtu	2.945 KBtu/SqFt	\$1,626.63	\$0.632 /CCF	\$0.018 /SqFt
SEWER	73.00 CCF			\$497.25	\$6.812 /CCF	\$0.005 /SqFt
WATER	173.00 CCF			\$795.93	\$4.601 /CCF	\$0.009 /SqFt
Totals:		354,574 KBtu	3.940 KBtu/SqFt	\$6,478.64		

Energy

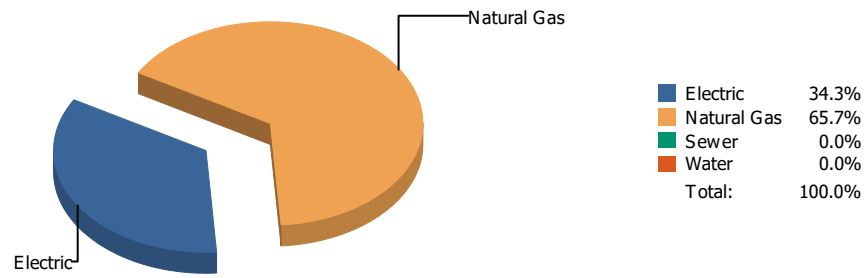


Cost

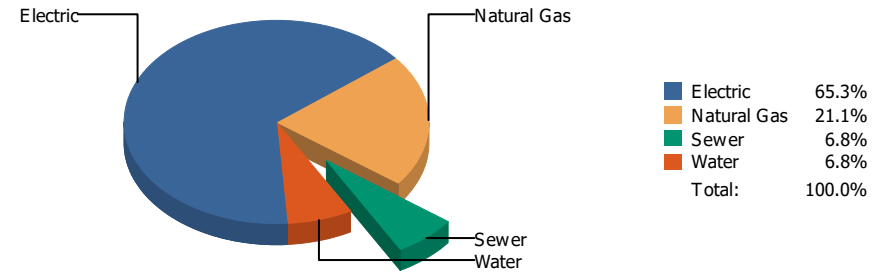


Commodity	Common Use	Energy Use	Energy Use / Area	Total Cost	Cost / Unit	Cost / Area
Place: [BONHAM] BONHAM 106 [BUILDING] Area: 53,522 SqFt Billing Period: Feb 2021						
ELECTRIC	34,993.00 kWh	119,396 KBtu	2.231 KBtu/SqFt	\$3,346.35	\$0.096 /kWh	\$0.062 /SqFt
NATURALGAS	1,787.00 CCF	184,061 KBtu	3.439 KBtu/SqFt	\$1,062.12	\$0.594 /CCF	\$0.020 /SqFt
SEWER	238.00 CCF			\$721.08	\$3.030 /CCF	\$0.013 /SqFt
WATER	245.00 CCF			\$828.88	\$3.383 /CCF	\$0.015 /SqFt
Totals:		303,457 KBtu	5.670 KBtu/SqFt	\$5,958.43		

Energy

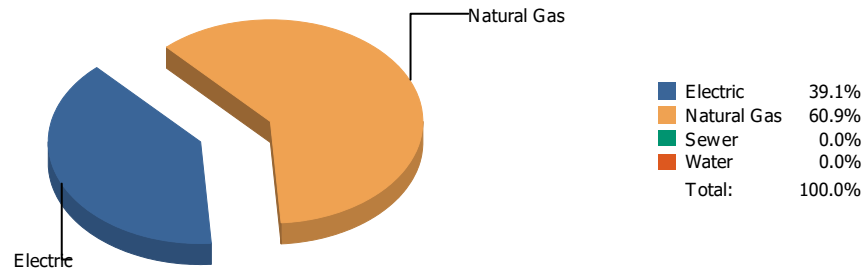


Cost

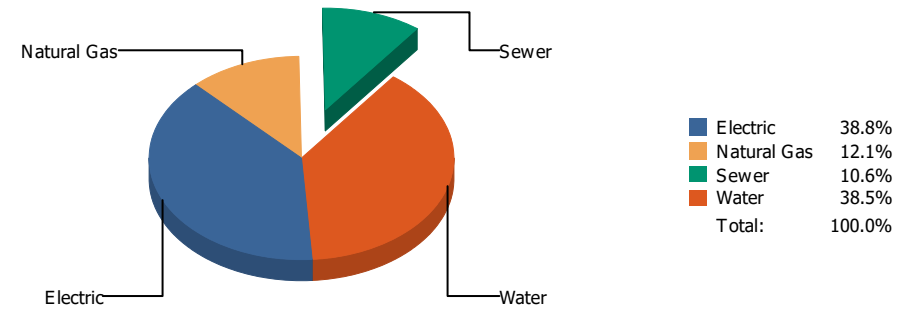


Commodity	Common Use	Energy Use	Energy Use / Area	Total Cost	Cost / Unit	Cost / Area
Place: [BOWIE] BOWIE 003 [BUILDING] Area: 282,931 SqFt Billing Period: Feb 2021						
ELECTRIC	153,254.98 kWh	522,906 KBtu	1.848 KBtu/SqFt	\$16,010.29	\$0.104 /kWh	\$0.056 /SqFt
NATURALGAS	9,716.00 CCF	1,000,748 KBtu	3.537 KBtu/SqFt	\$5,177.88	\$0.533 /CCF	\$0.018 /SqFt
SEWER	450.00 CCF			\$1,671.68	\$3.715 /CCF	\$0.006 /SqFt
WATER	401.00 CCF			\$1,675.75	\$4.179 /CCF	\$0.006 /SqFt
Totals:		1,523,654 KBtu	5.385 KBtu/SqFt	\$24,535.60		

Energy

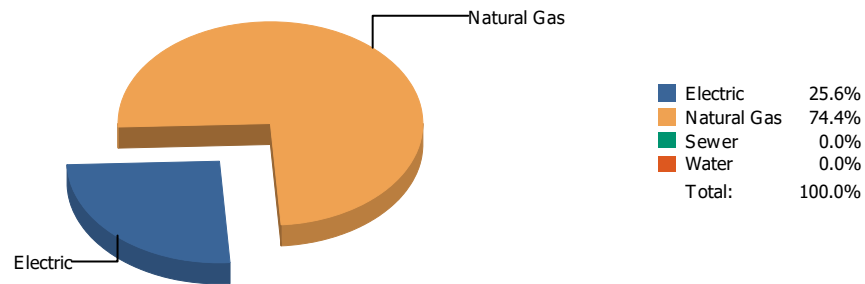


Cost

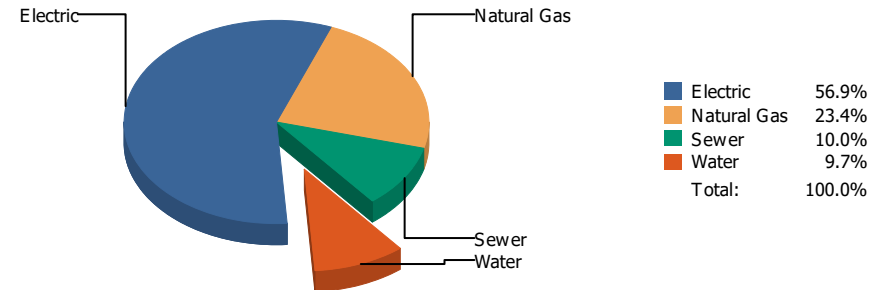


Commodity	Common Use	Energy Use	Energy Use / Area	Total Cost	Cost / Unit	Cost / Area
Place: [BRADLEY] BRADLEY 158 [BUILDING]						
Area: 59,142 SqFt						
Billing Period: Feb 2021						
ELECTRIC	47,720.00 kWh	162,821 KBtu	2.753 KBtu/SqFt	\$4,493.14	\$0.094 /kWh	\$0.076 /SqFt
NATURALGAS	2,466.00 CCF	253,998 KBtu	4.295 KBtu/SqFt	\$1,402.02	\$0.569 /CCF	\$0.024 /SqFt
SEWER	234.00 CCF			\$1,225.66	\$5.238 /CCF	\$0.021 /SqFt
WATER	648.00 CCF			\$4,461.80	\$6.885 /CCF	\$0.075 /SqFt
Totals:		416,819 KBtu	7.048 KBtu/SqFt	\$11,582.62		

Energy

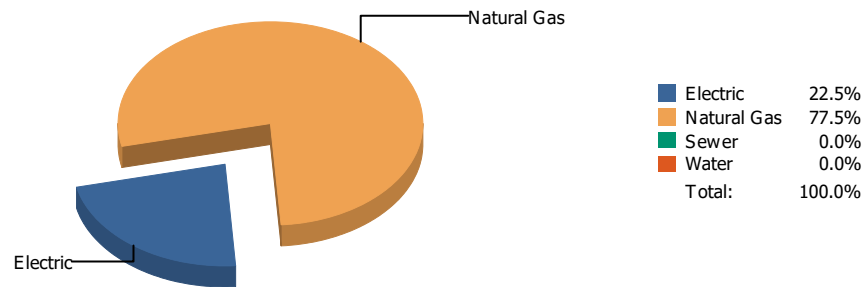


Cost

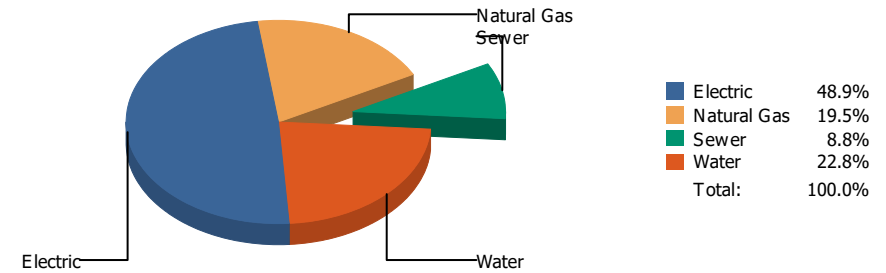


Commodity	Common Use	Energy Use	Energy Use / Area	Total Cost	Cost / Unit	Cost / Area
Place: [BROWN] BROWN MIDDLE SCHOOL 056 [BUILDING]						
Area: 173,263 SqFt						
Billing Period: Feb 2021						
ELECTRIC	64,000.00 kWh	218,368 KBtu	1.260 KBtu/SqFt	\$7,876.38	\$0.123 /kWh	\$0.045 /SqFt
NATURALGAS	6,162.00 CCF	634,686 KBtu	3.663 KBtu/SqFt	\$3,237.23	\$0.525 /CCF	\$0.019 /SqFt
SEWER	473.00 CCF			\$1,381.79	\$2.921 /CCF	\$0.008 /SqFt
WATER	389.00 CCF			\$1,338.50	\$3.441 /CCF	\$0.008 /SqFt
Totals:		853,054 KBtu	4.923 KBtu/SqFt	\$13,833.90		

Energy

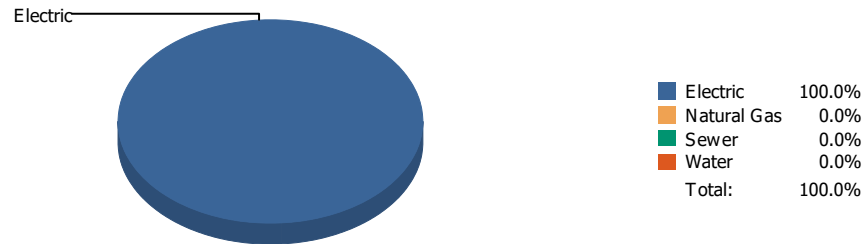


Cost

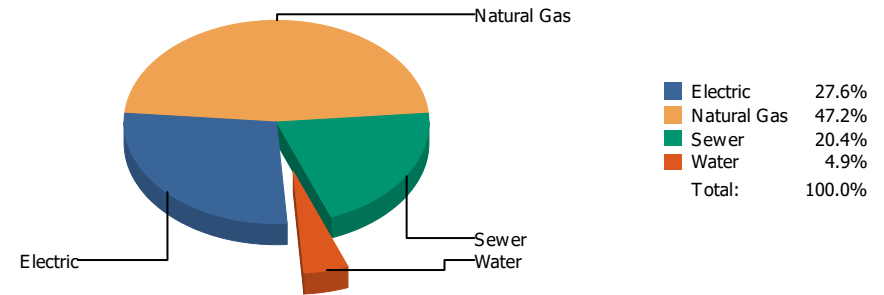


Commodity	Common Use	Energy Use	Energy Use / Area	Total Cost	Cost / Unit	Cost / Area
Place: [BURGES] BURGES 004 [BUILDING]						
Area: 241,219 SqFt						
Billing Period: Feb 2021						
ELECTRIC	45,002.00 kWh	153,547 KBtu	0.637 KBtu/SqFt	\$7,646.20	\$0.170 /kWh	\$0.031 /SqFt
NATURALGAS	5,122.00 CCF	527,566 KBtu	2.187 KBtu/SqFt	\$3,052.06	\$0.596 /CCF	\$0.013 /SqFt
SEWER	267.00 CCF			\$1,368.27	\$5.125 /CCF	\$0.006 /SqFt
WATER	417.00 CCF			\$3,562.82	\$8.544 /CCF	\$0.015 /SqFt
Totals:		681,113 KBtu	2.824 KBtu/SqFt	\$15,629.35		

Energy

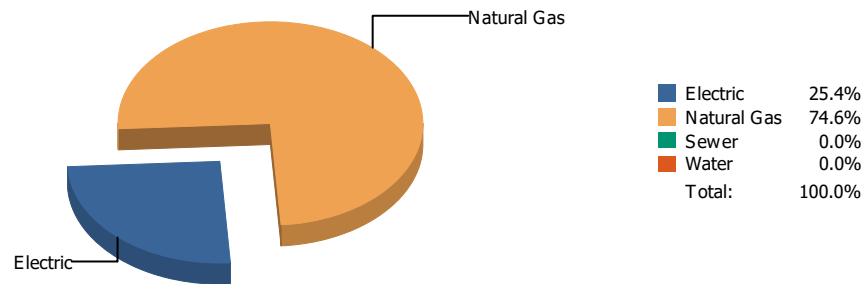


Cost

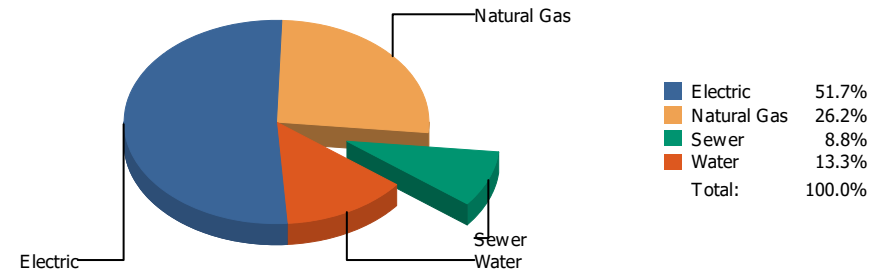


Commodity	Common Use	Energy Use	Energy Use / Area	Total Cost	Cost / Unit	Cost / Area
Place: [BURLESON] BURLESON 107 [BUILDING]						
Area: 73,772 SqFt						
Billing Period: Feb 2021						
ELECTRIC	2,481.00 kWh	8,465 KBtu	0.115 KBtu/SqFt	\$286.05	\$0.115 /kWh	\$0.004 /SqFt
NATURALGAS	0.00 CCF	0 KBtu	0.000 KBtu/SqFt	\$488.88	\$0.000 /CCF	\$0.007 /SqFt
SEWER	0.00 CCF			\$211.54	\$0.000 /CCF	\$0.003 /SqFt
WATER	0.00 CCF			\$50.34	\$0.000 /CCF	\$0.001 /SqFt
Totals:		8,465 KBtu	0.115 KBtu/SqFt	\$1,036.81		

Energy

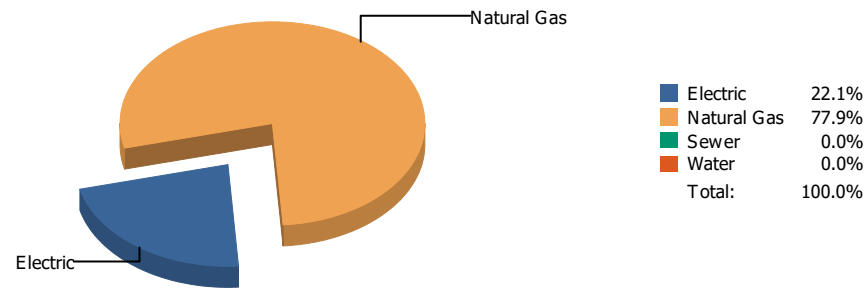


Cost

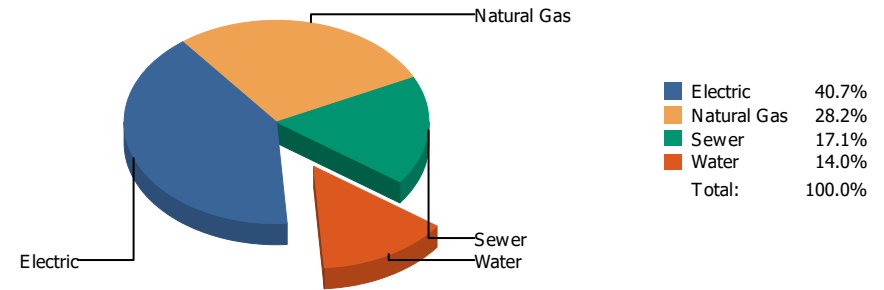


Commodity	Common Use	Energy Use	Energy Use / Area	Total Cost	Cost / Unit	Cost / Area
Place: [BURNET] BURNET 108 [BUILDING]						
Area: 50,520 SqFt						
Billing Period: Feb 2021						
ELECTRIC	20,171.00 kWh	68,823 KBtu	1.362 KBtu/SqFt	\$2,613.17	\$0.130 /kWh	\$0.052 /SqFt
NATURALGAS	1,965.00 CCF	202,395 KBtu	4.006 KBtu/SqFt	\$1,326.38	\$0.675 /CCF	\$0.026 /SqFt
SEWER	109.00 CCF			\$446.98	\$4.101 /CCF	\$0.009 /SqFt
WATER	176.00 CCF			\$672.11	\$3.819 /CCF	\$0.013 /SqFt
Totals:		271,218 KBtu	5.369 KBtu/SqFt	\$5,058.64		

Energy

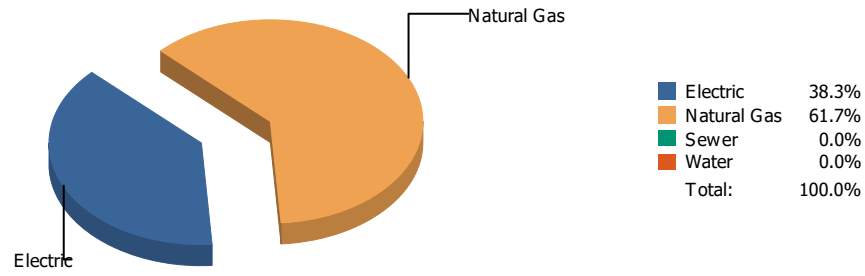


Cost

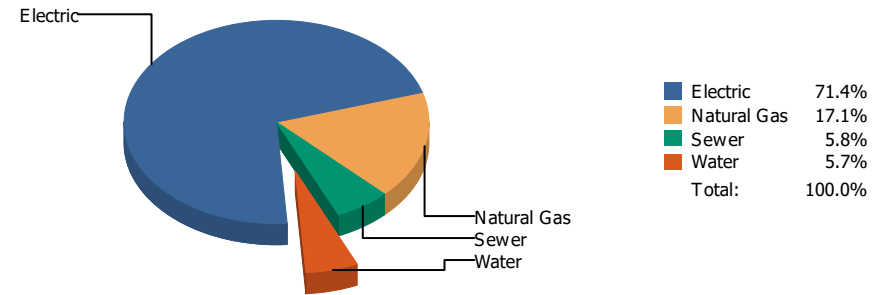


Commodity	Common Use	Energy Use	Energy Use / Area	Total Cost	Cost / Unit	Cost / Area
Place: [CANYON-HILLS] CANYON HILLS 043 [BUILDING] Area: 133,149 SqFt Billing Period: Feb 2021						
ELECTRIC	31,040.00 kWh	105,908 KBtu	0.795 KBtu/SqFt	\$3,097.68	\$0.100 /kWh	\$0.023 /SqFt
NATURALGAS	3,620.00 CCF	372,860 KBtu	2.800 KBtu/SqFt	\$2,150.71	\$0.594 /CCF	\$0.016 /SqFt
SEWER	269.00 CCF			\$1,301.26	\$4.837 /CCF	\$0.010 /SqFt
WATER	123.00 CCF			\$1,066.67	\$8.672 /CCF	\$0.008 /SqFt
Totals:		478,768 KBtu	3.596 KBtu/SqFt	\$7,616.32		

Energy

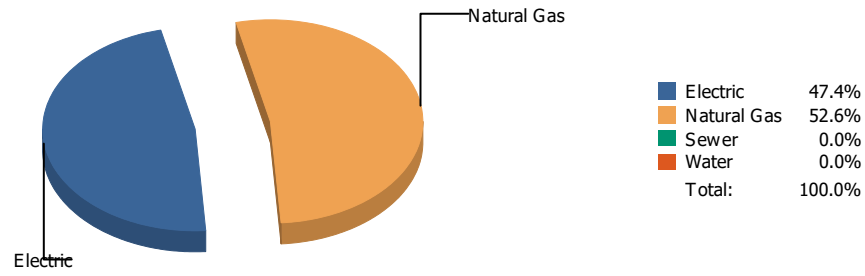


Cost

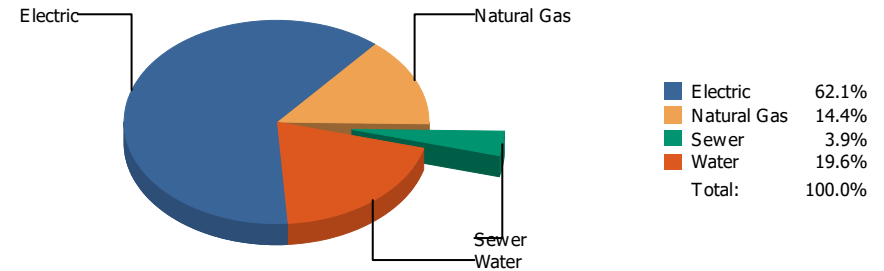


Commodity	Common Use	Energy Use	Energy Use / Area	Total Cost	Cost / Unit	Cost / Area
Place: [CAREER] CAREER AND TECHNOLOGY [BUILDING]						
Area: 146,485 SqFt						
Billing Period: Feb 2021						
ELECTRIC	58,700.00 kWh	200,284 KBtu	1.367 KBtu/SqFt	\$7,241.81	\$0.123 /kWh	\$0.049 /SqFt
NATURALGAS	3,132.00 CCF	322,596 KBtu	2.202 KBtu/SqFt	\$1,733.61	\$0.554 /CCF	\$0.012 /SqFt
SEWER	125.00 CCF			\$587.86	\$4.703 /CCF	\$0.004 /SqFt
WATER	96.00 CCF			\$575.94	\$5.999 /CCF	\$0.004 /SqFt
Totals:		522,880 KBtu	3.570 KBtu/SqFt	\$10,139.22		

Energy



Cost



Commodity	Common Use	Energy Use	Energy Use / Area	Total Cost	Cost / Unit	Cost / Area
Place: [CENTRAL_OFFICE_STANTON] CENTRAL OFFICE STANTON [BUILDING]						
Area: 0 SqFt						
Billing Period: Feb 2021						
ELECTRIC	66,688.00 kWh	227,539 KBtu		\$5,842.54	\$0.088 /kWh	
NATURALGAS	2,451.00 CCF	252,453 KBtu		\$1,355.36	\$0.553 /CCF	
SEWER	2.00 CCF			\$364.43	\$182.215 /CCF	
WATER	176.00 CCF			\$1,846.29	\$10.490 /CCF	
Totals:		479,992 KBtu		\$9,408.62		

Energy

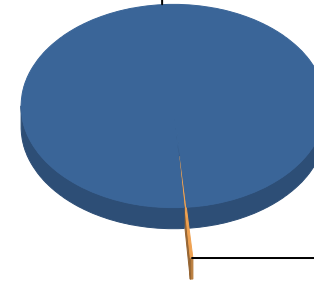
Electric



■ Electric 100.0%
 ■ Water 0.0%
 Total: 100.0%

Cost

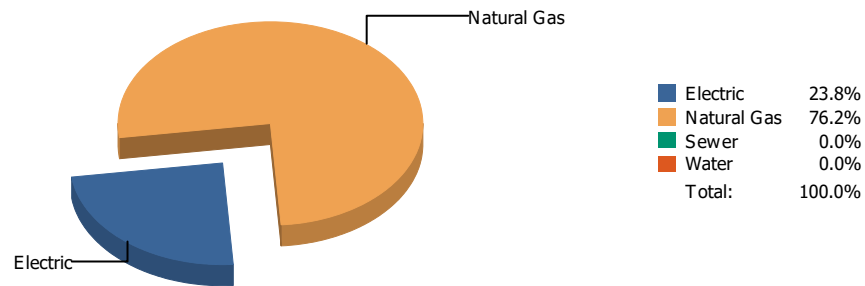
Electric



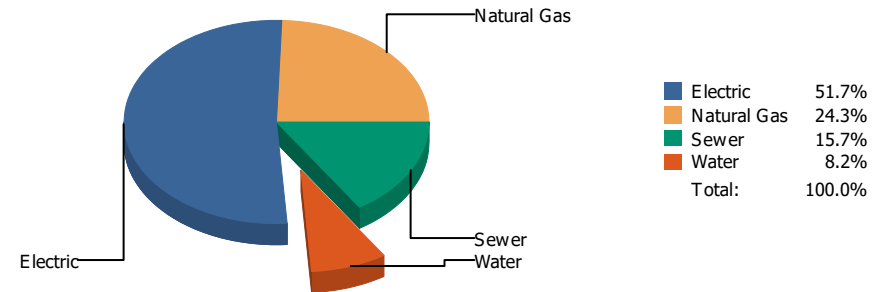
■ Electric 99.7%
 ■ Water 0.3%
 Total: 100.0%

Commodity	Common Use	Energy Use	Energy Use / Area	Total Cost	Cost / Unit	Cost / Area
Place: [CHAPIN] CHAPIN 012 [BUILDING]						
Area: 273,727 SqFt						
Billing Period: Feb 2021						
ELECTRIC	216,945.00 kWh	740,216 KBtu	2.704 KBtu/SqFt	\$20,354.59	\$0.094 /kWh	\$0.074 /SqFt
WATER	0.00 CCF			\$71.40	\$0.000 /CCF	\$0.000 /SqFt
Totals:		740,216 KBtu	2.704 KBtu/SqFt	\$20,425.99		

Energy

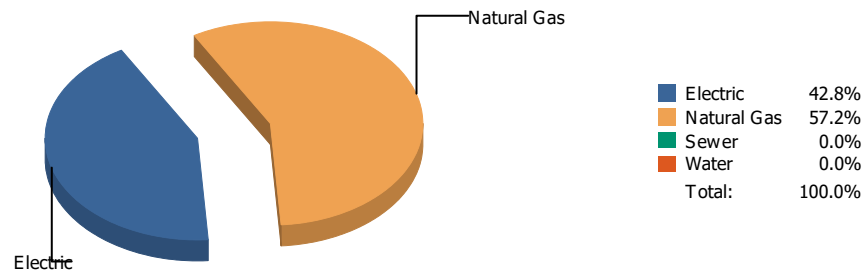


Cost

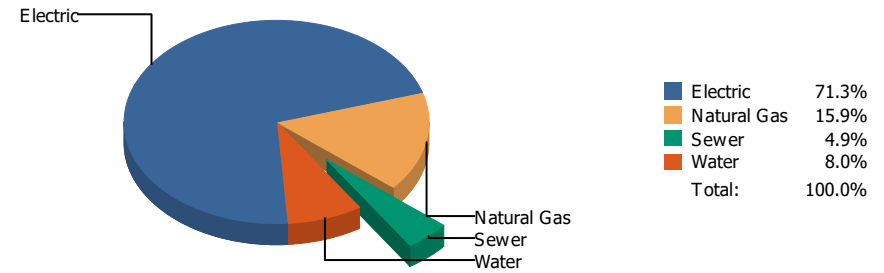


Commodity	Common Use	Energy Use	Energy Use / Area	Total Cost	Cost / Unit	Cost / Area
Place: [CHARLES] H.E. CHARLES 045 [BUILDING] Area: 107,867 SqFt Billing Period: Feb 2021						
ELECTRIC	44,563.00 kWh	152,049 KBtu	1.410 KBtu/SqFt	\$5,722.67	\$0.128 /kWh	\$0.053 /SqFt
NATURALGAS	4,716.00 CCF	485,748 KBtu	4.503 KBtu/SqFt	\$2,691.98	\$0.571 /CCF	\$0.025 /SqFt
SEWER	638.00 CCF			\$1,738.19	\$2.724 /CCF	\$0.016 /SqFt
WATER	215.00 CCF			\$905.81	\$4.213 /CCF	\$0.008 /SqFt
Totals:		637,797 KBtu	5.913 KBtu/SqFt	\$11,058.65		

Energy

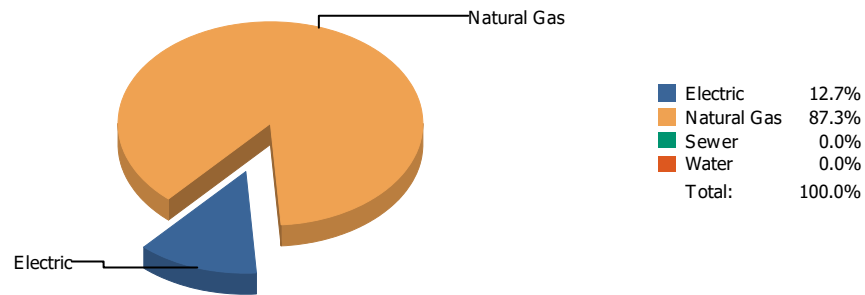


Cost

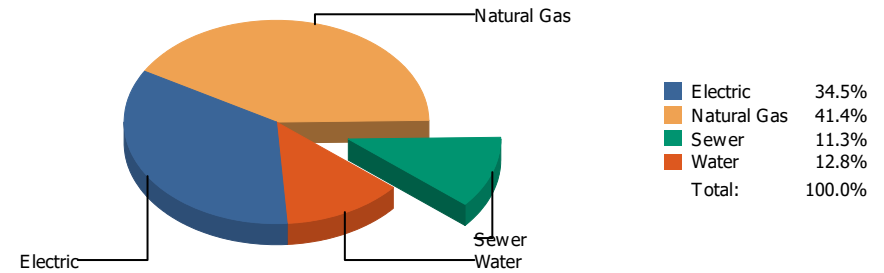


Commodity	Common Use	Energy Use	Energy Use / Area	Total Cost	Cost / Unit	Cost / Area
Place: [CIELO-VISTA] CIELO VISTA 151 [BUILDING]						
Area: 66,034 SqFt						
Billing Period: Feb 2021						
ELECTRIC	39,080.00 kWh	133,341 KBtu	2.019 KBtu/SqFt	\$5,418.27	\$0.139 /kWh	\$0.082 /SqFt
NATURALGAS	1,728.00 CCF	177,984 KBtu	2.695 KBtu/SqFt	\$1,206.55	\$0.698 /CCF	\$0.018 /SqFt
SEWER	64.00 CCF			\$372.04	\$5.813 /CCF	\$0.006 /SqFt
WATER	81.00 CCF			\$605.69	\$7.478 /CCF	\$0.009 /SqFt
Totals:		311,325 KBtu	4.715 KBtu/SqFt	\$7,602.55		

Energy

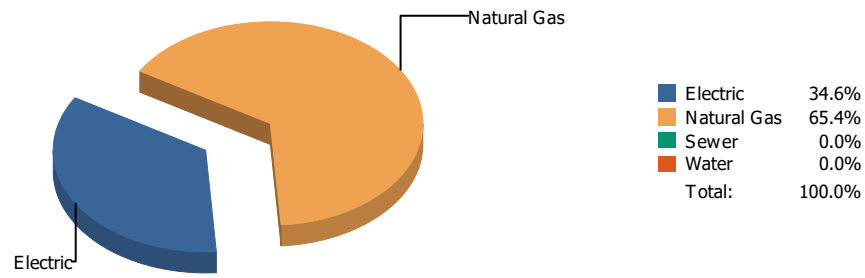


Cost

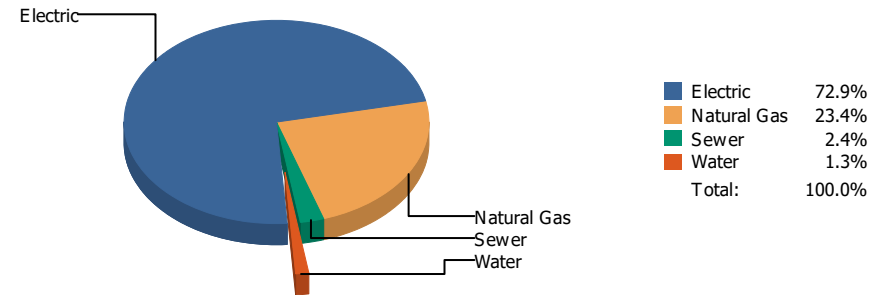


Commodity	Common Use	Energy Use	Energy Use / Area	Total Cost	Cost / Unit	Cost / Area
Place: [CLARDY] CLARDY 109 [BUILDING]						
Area: 70,700 SqFt						
Billing Period: Feb 2021						
ELECTRIC	19,751.00 kWh	67,390 KBtu	0.953 KBtu/SqFt	\$2,150.85	\$0.109 /kWh	\$0.030 /SqFt
NATURALGAS	4,495.00 CCF	462,985 KBtu	6.549 KBtu/SqFt	\$2,582.19	\$0.574 /CCF	\$0.036 /SqFt
SEWER	169.00 CCF			\$704.61	\$4.169 /CCF	\$0.010 /SqFt
WATER	189.00 CCF			\$797.83	\$4.221 /CCF	\$0.011 /SqFt
Totals:		530,375 KBtu	7.502 KBtu/SqFt	\$6,235.48		

Energy

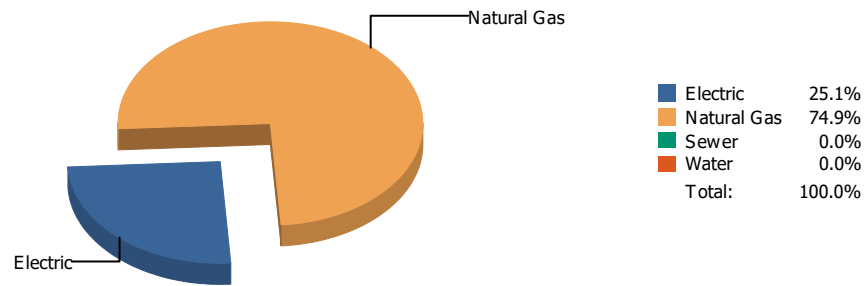


Cost

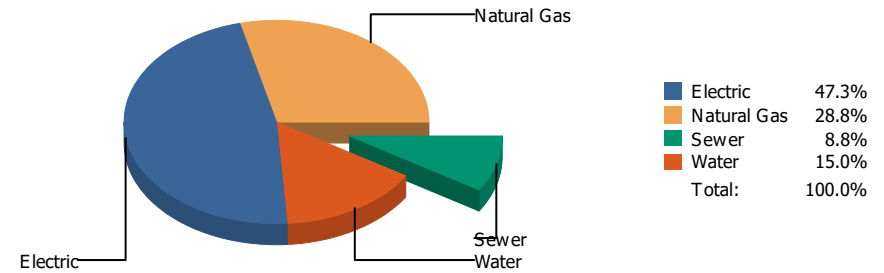


Commodity	Common Use	Energy Use	Energy Use / Area	Total Cost	Cost / Unit	Cost / Area
Place: [CLEDENIN] CLEDENIN 149 [BUILDING] Area: 62,721 SqFt Billing Period: Feb 2021						
ELECTRIC	28,509.00 kWh	97,273 KBtu	1.551 KBtu/SqFt	\$3,315.01	\$0.116 /kWh	\$0.053 /SqFt
NATURALGAS	1,786.00 CCF	183,958 KBtu	2.933 KBtu/SqFt	\$1,063.30	\$0.595 /CCF	\$0.017 /SqFt
SEWER	2.00 CCF			\$110.09	\$55.045 /CCF	\$0.002 /SqFt
WATER	0.00 CCF			\$60.87	\$0.000 /CCF	\$0.001 /SqFt
Totals:		281,231 KBtu	4.484 KBtu/SqFt	\$4,549.27		

Energy

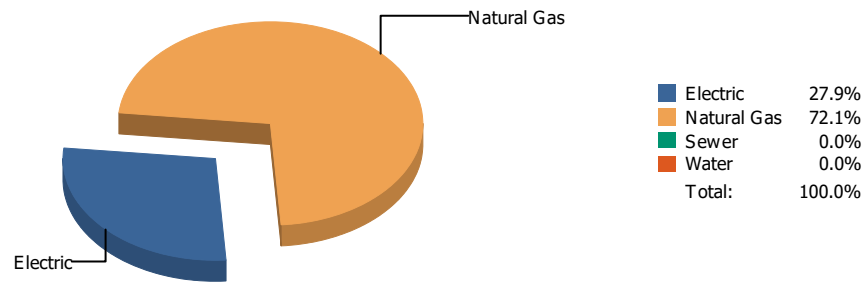


Cost

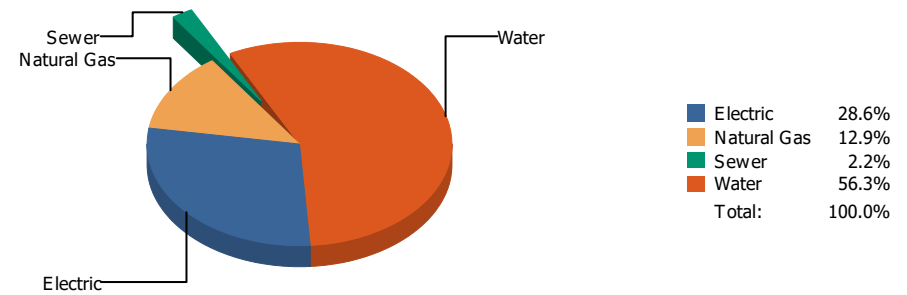


Commodity	Common Use	Energy Use	Energy Use / Area	Total Cost	Cost / Unit	Cost / Area
Place: [COLDWELL] COLDWELL 110 [BUILDING]						
Area: 67,310 SqFt						
Billing Period: Feb 2021						
ELECTRIC	23,485.00 kWh	80,131 KBtu	1.190 KBtu/SqFt	\$2,460.18	\$0.105 /kWh	\$0.037 /SqFt
NATURALGAS	2,316.00 CCF	238,548 KBtu	3.544 KBtu/SqFt	\$1,498.78	\$0.647 /CCF	\$0.022 /SqFt
SEWER	74.00 CCF			\$455.44	\$6.155 /CCF	\$0.007 /SqFt
WATER	72.00 CCF			\$781.80	\$10.858 /CCF	\$0.011 /SqFt
Totals:		318,679 KBtu	4.734 KBtu/SqFt	\$5,196.20		

Energy

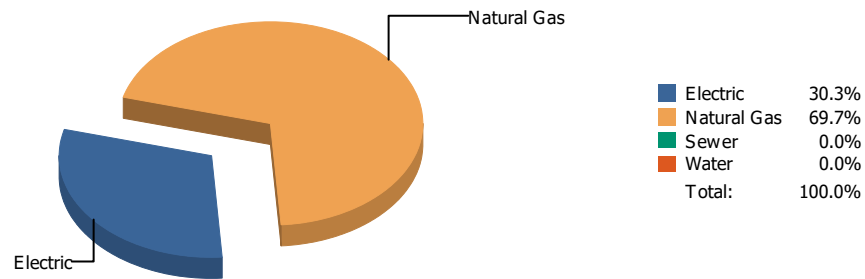


Cost

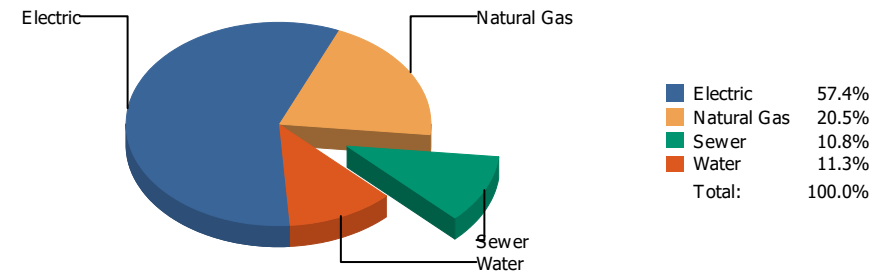


Commodity	Common Use	Energy Use	Energy Use / Area	Total Cost	Cost / Unit	Cost / Area
Place: [COLLINS] COLLINS 142 [BUILDING] Area: 81,245 SqFt Billing Period: Feb 2021						
ELECTRIC	62,425.00 kWh	212,994 KBtu	2.622 KBtu/SqFt	\$6,685.44	\$0.107 /kWh	\$0.082 /SqFt
NATURALGAS	5,341.00 CCF	550,123 KBtu	6.771 KBtu/SqFt	\$3,007.74	\$0.563 /CCF	\$0.037 /SqFt
SEWER	126.00 CCF			\$505.96	\$4.016 /CCF	\$0.006 /SqFt
WATER	1,665.00 CCF			\$13,152.59	\$7.899 /CCF	\$0.162 /SqFt
Totals:		763,117 KBtu	9.393 KBtu/SqFt	\$23,351.73		

Energy

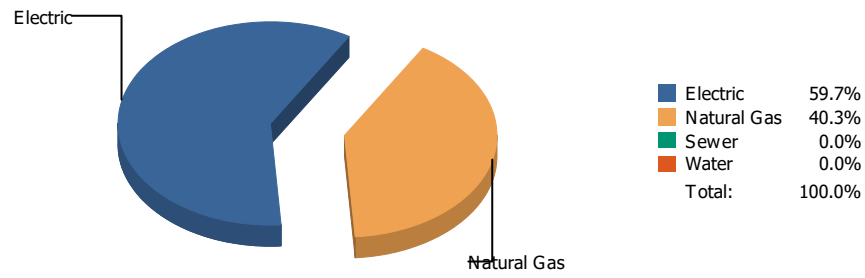


Cost

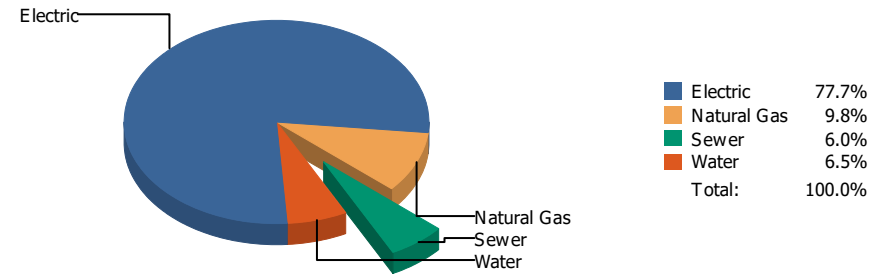


Commodity	Common Use	Energy Use	Energy Use / Area	Total Cost	Cost / Unit	Cost / Area
Place: [COOLEY] COOLEY 111 [BUILDING] Area: 95,590 SqFt Billing Period: Feb 2021						
ELECTRIC	46,400.00 kWh	158,317 KBtu	1.656 KBtu/SqFt	\$5,878.11	\$0.127 /kWh	\$0.061 /SqFt
NATURALGAS	3,530.00 CCF	363,590 KBtu	3.804 KBtu/SqFt	\$2,102.41	\$0.596 /CCF	\$0.022 /SqFt
SEWER	204.00 CCF			\$1,103.89	\$5.411 /CCF	\$0.011 /SqFt
WATER	224.00 CCF			\$1,160.25	\$5.180 /CCF	\$0.012 /SqFt
Totals:		521,907 KBtu	5.460 KBtu/SqFt	\$10,244.66		

Energy

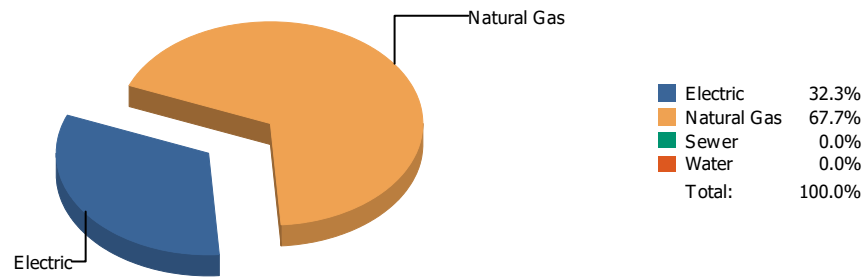


Cost

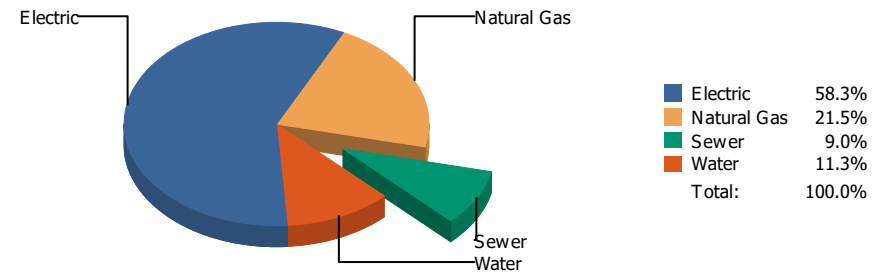


Commodity	Common Use	Energy Use	Energy Use / Area	Total Cost	Cost / Unit	Cost / Area
Place: [CORONADO] CORONADO 005 [BUILDING]						
Area: 406,757 SqFt						
Billing Period: Feb 2021						
ELECTRIC	209,380.00 kWh	714,405 KBtu	1.756 KBtu/SqFt	\$22,645.27	\$0.108 /kWh	\$0.055 /SqFt
NATURALGAS	4,675.00 CCF	481,525 KBtu	1.184 KBtu/SqFt	\$2,859.13	\$0.612 /CCF	\$0.007 /SqFt
SEWER	571.00 CCF			\$1,750.75	\$3.066 /CCF	\$0.004 /SqFt
WATER	609.00 CCF			\$1,897.03	\$3.115 /CCF	\$0.004 /SqFt
Totals:		1,195,930 KBtu	2.940 KBtu/SqFt	\$29,152.18		

Energy

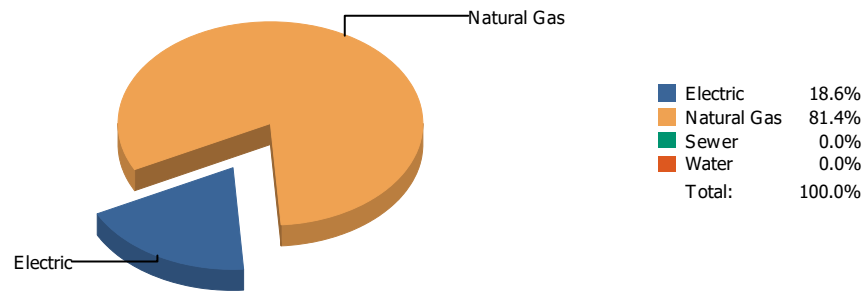


Cost

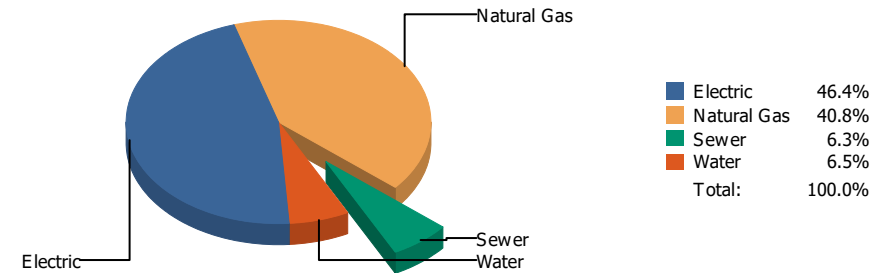


Commodity	Common Use	Energy Use	Energy Use / Area	Total Cost	Cost / Unit	Cost / Area
Place: [CROCKETT_1] CROCKETT 112 [BUILDING]						
Area: 92,585 SqFt						
Billing Period: Feb 2021						
ELECTRIC	38,536.00 kWh	131,485 KBtu	1.420 KBtu/SqFt	\$4,081.65	\$0.106 /kWh	\$0.044 /SqFt
NATURALGAS	2,672.00 CCF	275,216 KBtu	2.973 KBtu/SqFt	\$1,504.61	\$0.563 /CCF	\$0.016 /SqFt
SEWER	144.00 CCF			\$628.35	\$4.364 /CCF	\$0.007 /SqFt
WATER	121.00 CCF			\$789.82	\$6.527 /CCF	\$0.008 /SqFt
Totals:		406,701 KBtu	4.393 KBtu/SqFt	\$7,004.43		

Energy

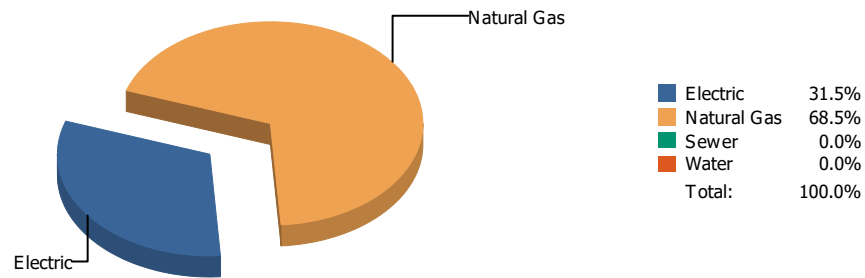


Cost

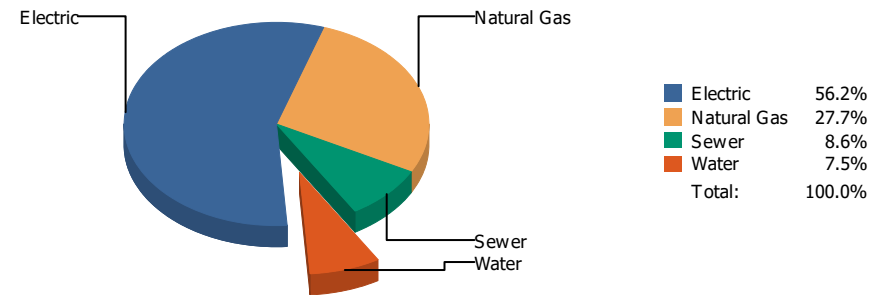


Commodity	Common Use	Energy Use	Energy Use / Area	Total Cost	Cost / Unit	Cost / Area
Place: [CROSBY] CROSBY 113 [BUILDING]						
Area: 83,100 SqFt						
Billing Period: Feb 2021						
ELECTRIC	27,060.00 kWh	92,329 KBtu	1.111 KBtu/SqFt	\$2,614.73	\$0.097 /kWh	\$0.031 /SqFt
NATURALGAS	3,928.00 CCF	404,584 KBtu	4.869 KBtu/SqFt	\$2,299.82	\$0.585 /CCF	\$0.028 /SqFt
SEWER	66.00 CCF			\$354.10	\$5.365 /CCF	\$0.004 /SqFt
WATER	55.00 CCF			\$365.15	\$6.639 /CCF	\$0.004 /SqFt
Totals:		496,913 KBtu	5.980 KBtu/SqFt	\$5,633.80		

Energy



Cost



Commodity	Common Use	Energy Use	Energy Use / Area	Total Cost	Cost / Unit	Cost / Area
Place: [DELTA_OPERATIONS_CENTER_] Delta Operations Center [BUILDING]						
Area: 0 SqFt						
Billing Period: Feb 2021						
ELECTRIC	48,000.00 kWh	163,776 KBtu		\$3,324.85	\$0.069 /kWh	
NATURALGAS	3,458.00 CCF	356,174 KBtu		\$1,639.25	\$0.474 /CCF	
SEWER	0.00 CCF			\$510.28	\$0.000 /CCF	
WATER	64.00 CCF			\$445.62	\$6.963 /CCF	
Totals:		519,950 KBtu		\$5,920.00		

Energy

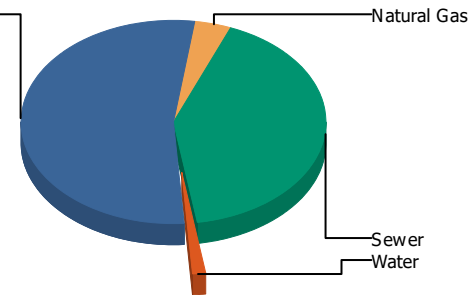
Electric



Electric	100.0%
Natural Gas	0.0%
Sewer	0.0%
Water	0.0%
Total:	100.0%

Cost

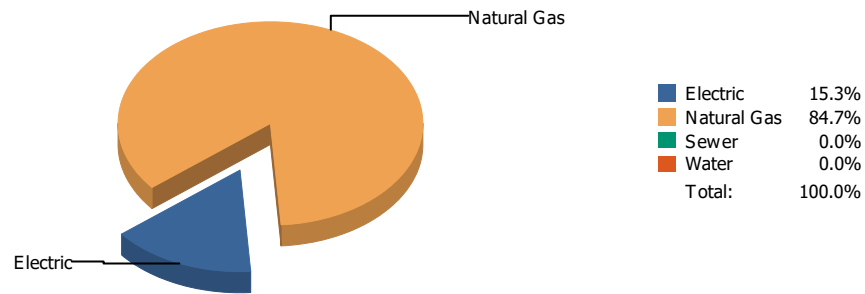
Electric



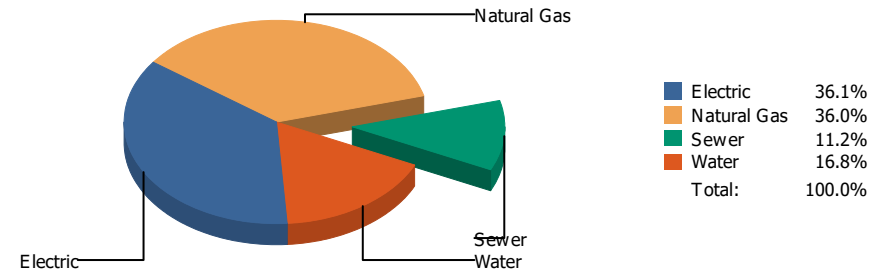
Electric	53.3%
Natural Gas	4.1%
Sewer	41.4%
Water	1.3%
Total:	100.0%

Commodity	Common Use	Energy Use	Energy Use / Area	Total Cost	Cost / Unit	Cost / Area
Place: [DONHASKINSPK8] DON HASKINS PK-8 051 [BUILDING]						
Area: 163,678 SqFt						
Billing Period: Feb 2021						
ELECTRIC	20,729.00 kWh	70,727 KBtu	0.432 KBtu/SqFt	\$2,122.63	\$0.102 /kWh	\$0.013 /SqFt
NATURALGAS	0.00 CCF	0 KBtu	0.000 KBtu/SqFt	\$162.96	\$0.000 /CCF	\$0.001 /SqFt
SEWER	115.00 CCF			\$1,649.07	\$14.340 /CCF	\$0.010 /SqFt
WATER	0.00 CCF			\$50.25	\$0.000 /CCF	\$0.000 /SqFt
Totals:		70,727 KBtu	0.432 KBtu/SqFt	\$3,984.91		

Energy

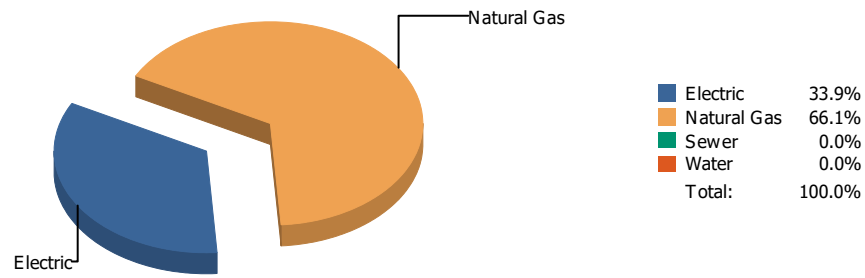


Cost

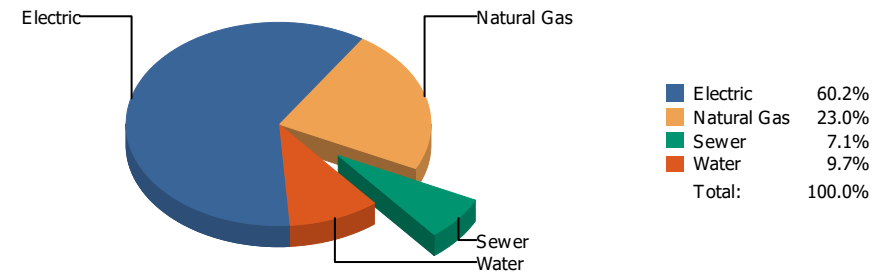


Commodity	Common Use	Energy Use	Energy Use / Area	Total Cost	Cost / Unit	Cost / Area
Place: [DOUGLASS] DOUGLASS 114 [BUILDING]						
Area: 86,903 SqFt						
Billing Period: Feb 2021						
ELECTRIC	16,638.00 kWh	56,769 KBtu	0.653 KBtu/SqFt	\$1,863.22	\$0.112 /kWh	\$0.021 /SqFt
NATURALGAS	3,053.00 CCF	314,459 KBtu	3.619 KBtu/SqFt	\$1,859.06	\$0.609 /CCF	\$0.021 /SqFt
SEWER	132.00 CCF			\$576.80	\$4.370 /CCF	\$0.006 /SqFt
WATER	242.00 CCF			\$869.31	\$3.592 /CCF	\$0.010 /SqFt
Totals:		371,228 KBtu	4.272 KBtu/SqFt	\$5,168.39		

Energy

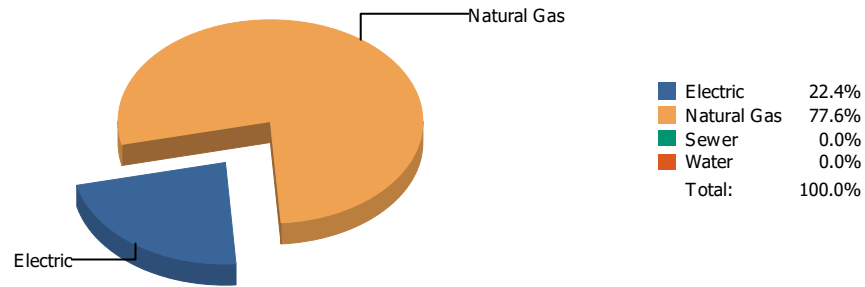


Cost

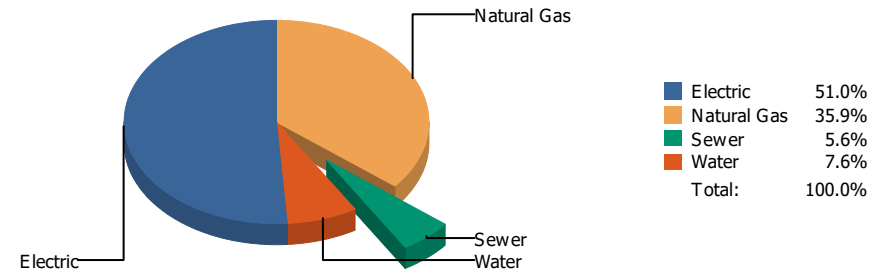


Commodity	Common Use	Energy Use	Energy Use / Area	Total Cost	Cost / Unit	Cost / Area
Place: [DOWELL] DOWELL 115 [BUILDING] Area: 55,801 SqFt Billing Period: Feb 2021						
ELECTRIC	19,272.00 kWh	65,756 KBtu	1.178 KBtu/SqFt	\$2,223.52	\$0.115 /kWh	\$0.040 /SqFt
NATURALGAS	1,244.00 CCF	128,132 KBtu	2.296 KBtu/SqFt	\$849.40	\$0.683 /CCF	\$0.015 /SqFt
SEWER	82.00 CCF			\$261.18	\$3.185 /CCF	\$0.005 /SqFt
WATER	108.00 CCF			\$357.88	\$3.314 /CCF	\$0.006 /SqFt
Totals:		193,888 KBtu	3.475 KBtu/SqFt	\$3,691.98		

Energy

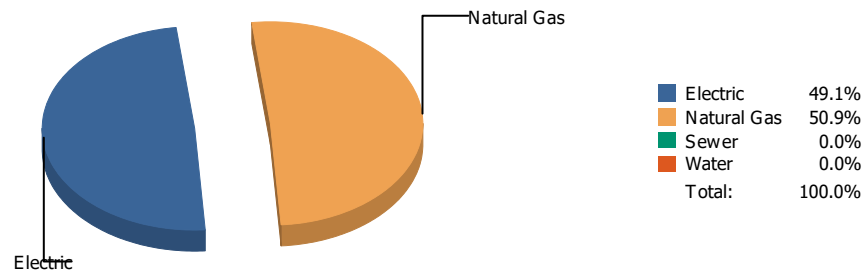


Cost

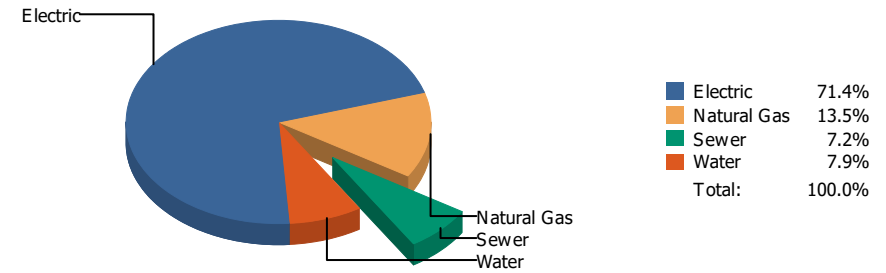


Commodity	Common Use	Energy Use	Energy Use / Area	Total Cost	Cost / Unit	Cost / Area
Place: [DRHORNEDOMIDDLESCHOOL_1] DR. HORNEDO MIDDLE SCHOOL 058 [BUILDING]						
Area: 184,871 SqFt						
Billing Period: Feb 2021						
ELECTRIC	68,800.00 kWh	234,746 KBtu	1.270 KBtu/SqFt	\$5,829.14	\$0.085 /kWh	\$0.032 /SqFt
NATURALGAS	7,905.00 CCF	814,215 KBtu	4.404 KBtu/SqFt	\$4,103.82	\$0.519 /CCF	\$0.022 /SqFt
SEWER	128.00 CCF			\$636.59	\$4.973 /CCF	\$0.003 /SqFt
WATER	126.00 CCF			\$864.24	\$6.859 /CCF	\$0.005 /SqFt
Totals:		1,048,961 KBtu	5.674 KBtu/SqFt	\$11,433.79		

Energy

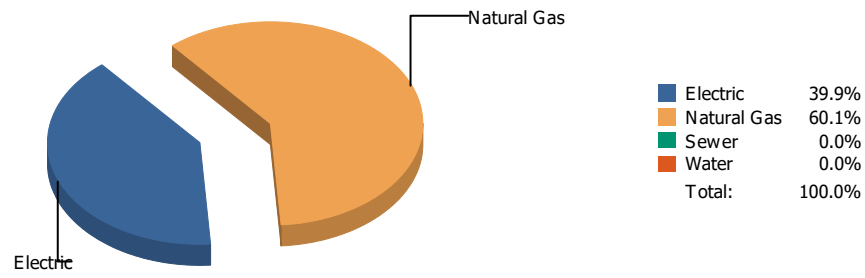


Cost

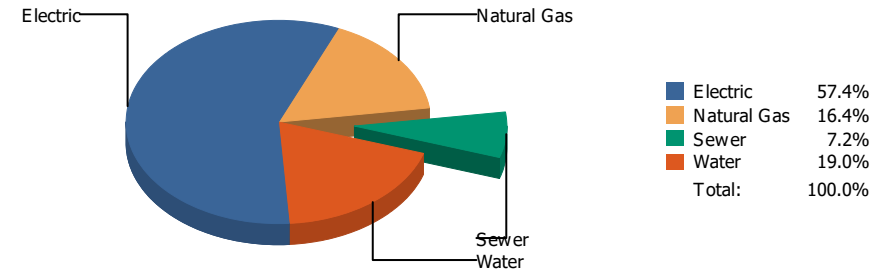


Commodity	Common Use	Energy Use	Energy Use / Area	Total Cost	Cost / Unit	Cost / Area
Place: [ED-CENTER] ED CENTER 919 [BUILDING]						
Area: 220,243 SqFt						
Billing Period: Feb 2021						
ELECTRIC	132,702.00 kWh	452,779 KBtu	2.056 KBtu/SqFt	\$12,874.28	\$0.097 /kWh	\$0.058 /SqFt
NATURALGAS	4,554.00 CCF	469,062 KBtu	2.130 KBtu/SqFt	\$2,437.80	\$0.535 /CCF	\$0.011 /SqFt
SEWER	355.00 CCF			\$1,296.20	\$3.651 /CCF	\$0.006 /SqFt
WATER	376.00 CCF			\$1,425.74	\$3.792 /CCF	\$0.006 /SqFt
Totals:		921,841 KBtu	4.186 KBtu/SqFt	\$18,034.02		

Energy



Cost



Commodity	Common Use	Energy Use	Energy Use / Area	Total Cost	Cost / Unit	Cost / Area
Place: [EL-PASO-HIGH] EL PASO HIGH 006 [BUILDING]						
Area: 236,062 SqFt						
Billing Period: Feb 2021						
ELECTRIC	100,850.00 kWh	344,100 KBtu	1.458 KBtu/SqFt	\$12,307.38	\$0.122 /kWh	\$0.051 /SqFt
NATURALGAS	5,034.00 CCF	518,502 KBtu	2.196 KBtu/SqFt	\$3,516.62	\$0.699 /CCF	\$0.015 /SqFt
SEWER	395.00 CCF			\$1,552.88	\$3.931 /CCF	\$0.006 /SqFt
WATER	663.00 CCF			\$4,076.20	\$6.148 /CCF	\$0.017 /SqFt
Totals:		862,602 KBtu	3.654 KBtu/SqFt	\$21,453.08		

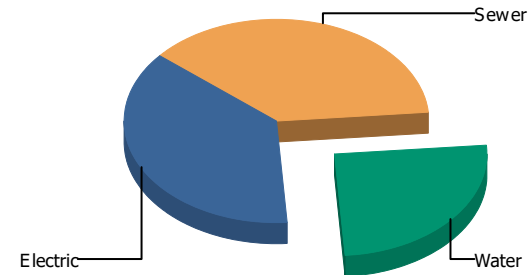
Energy

Electric



Electric 100.0%
 Sewer 0.0%
 Water 0.0%
 Total: 100.0%

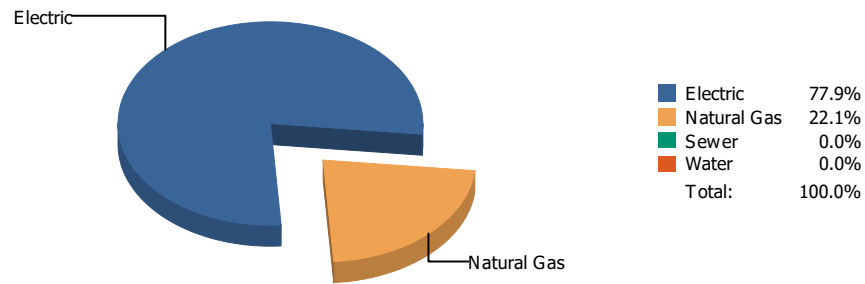
Cost



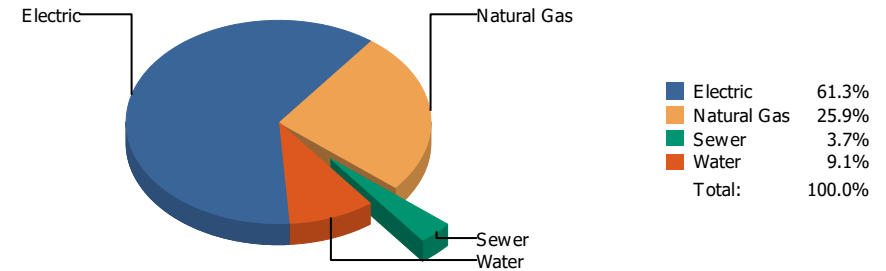
Electric 37.2%
 Sewer 37.5%
 Water 25.3%
 Total: 100.0%

Commodity	Common Use	Energy Use	Energy Use / Area	Total Cost	Cost / Unit	Cost / Area
Place: [FANNIN] FANNIN 116 [BUILDING]						
Area: 73,291 SqFt						
Billing Period: Feb 2021						
ELECTRIC	6,945.00 kWh	23,696 KBtu	0.323 KBtu/SqFt	\$541.02	\$0.078 /kWh	\$0.007 /SqFt
SEWER	95.00 CCF			\$544.77	\$5.734 /CCF	\$0.007 /SqFt
WATER	24.00 CCF			\$367.55	\$15.315 /CCF	\$0.005 /SqFt
Totals:		23,696 KBtu	0.323 KBtu/SqFt	\$1,453.34		

Energy

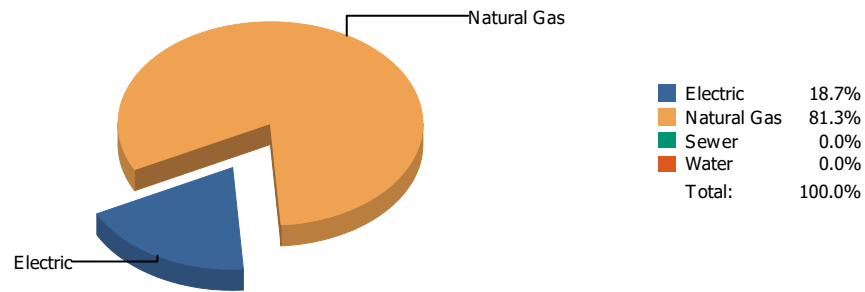


Cost

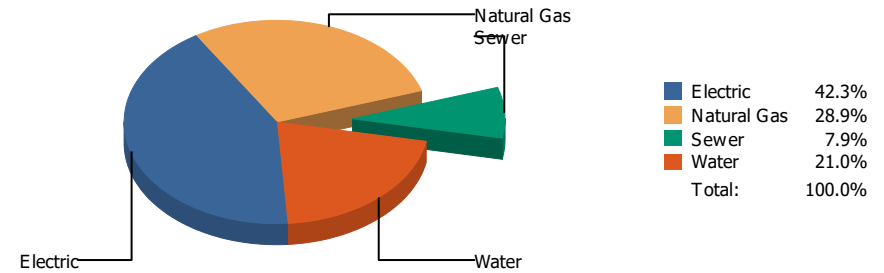


Commodity	Common Use	Energy Use	Energy Use / Area	Total Cost	Cost / Unit	Cost / Area
Place: [FRANKLIN] FRANKLIN HIGH SCHOOL 010 [BUILDING]						
Area: 329,377 SqFt						
Billing Period: Feb 2021						
ELECTRIC	147,472.00 kWh	503,174 KBtu	1.528 KBtu/SqFt	\$15,771.48	\$0.107 /kWh	\$0.048 /SqFt
NATURALGAS	1,389.00 CCF	143,067 KBtu	0.434 KBtu/SqFt	\$6,676.68	\$4.807 /CCF	\$0.020 /SqFt
SEWER	272.00 CCF			\$947.63	\$3.484 /CCF	\$0.003 /SqFt
WATER	607.00 CCF			\$2,348.22	\$3.869 /CCF	\$0.007 /SqFt
Totals:		646,241 KBtu	1.962 KBtu/SqFt	\$25,744.01		

Energy

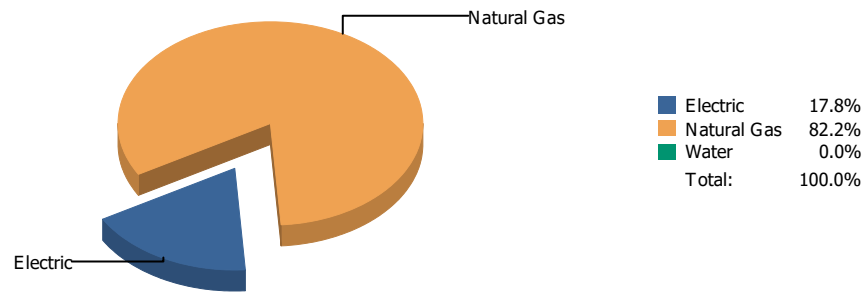


Cost

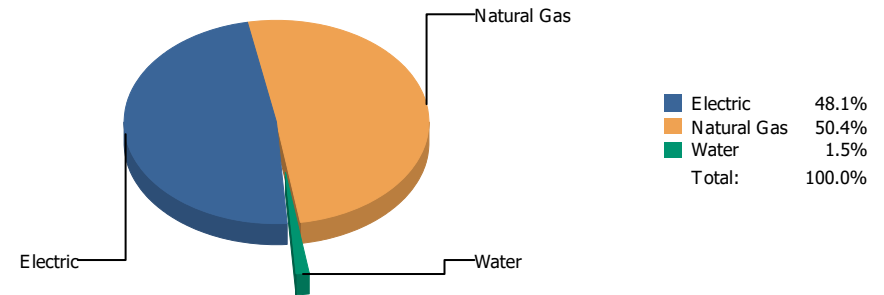


Commodity	Common Use	Energy Use	Energy Use / Area	Total Cost	Cost / Unit	Cost / Area
Place: [FRANKLIN9THGRADECENTER_2] FRANKLIN 9TH GRADE CENTER 053 [BUILDING]						
Area: 193,158 SqFt						
Billing Period: Feb 2021						
ELECTRIC	41,720.00 kWh	142,349 KBtu	0.737 KBtu/SqFt	\$4,634.09	\$0.111 /kWh	\$0.024 /SqFt
NATURALGAS	6,001.00 CCF	618,103 KBtu	3.200 KBtu/SqFt	\$3,162.80	\$0.527 /CCF	\$0.016 /SqFt
SEWER	234.00 CCF			\$865.55	\$3.699 /CCF	\$0.004 /SqFt
WATER	934.00 CCF			\$2,298.13	\$2.461 /CCF	\$0.012 /SqFt
Totals:		760,452 KBtu	3.937 KBtu/SqFt	\$10,960.57		

Energy

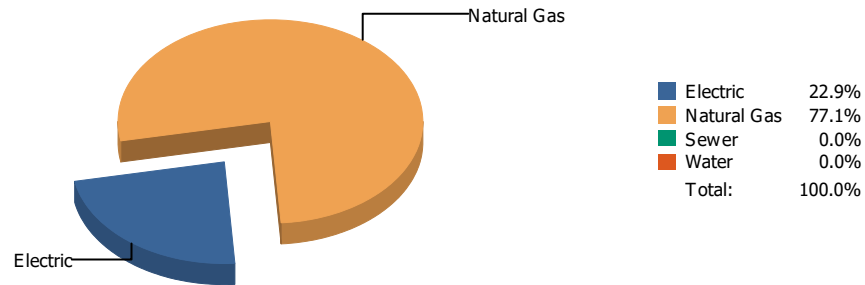


Cost

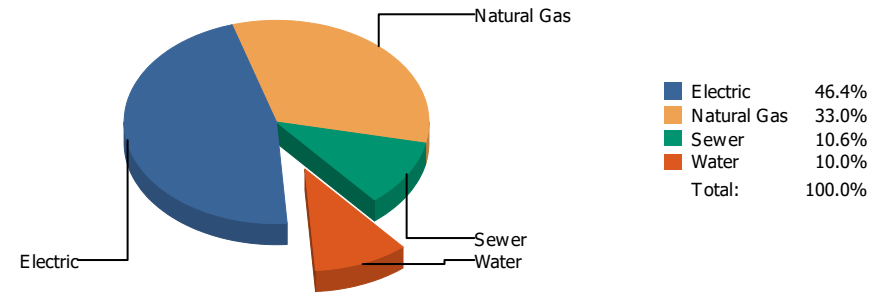


Commodity	Common Use	Energy Use	Energy Use / Area	Total Cost	Cost / Unit	Cost / Area
Place: [GAMBLE] JAMES GAMBLE WAREHOUSE [BUILDING]						
Area: 53,241 SqFt						
Billing Period: Feb 2021						
ELECTRIC	23,800.00 kWh	81,206 KBtu	1.525 KBtu/SqFt	\$1,901.60	\$0.080 /kWh	\$0.036 /SqFt
NATURALGAS	3,651.00 CCF	376,053 KBtu	7.063 KBtu/SqFt	\$1,992.47	\$0.546 /CCF	\$0.037 /SqFt
WATER	0.00 CCF			\$59.49	\$0.000 /CCF	\$0.001 /SqFt
Totals:		457,259 KBtu	8.588 KBtu/SqFt	\$3,953.56		

Energy

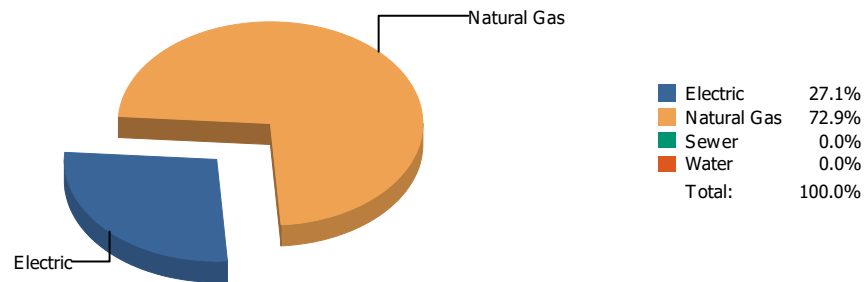


Cost

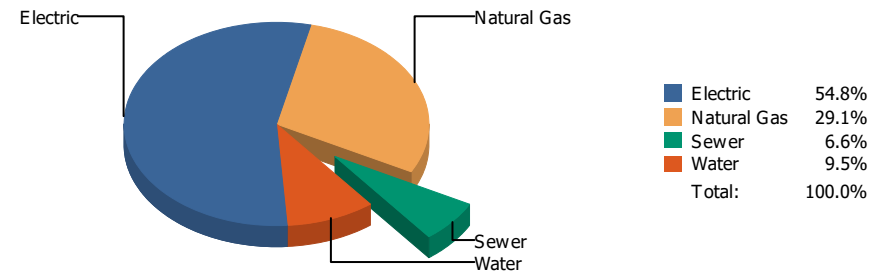


Commodity	Common Use	Energy Use	Energy Use / Area	Total Cost	Cost / Unit	Cost / Area
Place: [GREEN] GREEN ELEMENTARY SCHOOL 162 [BUILDING]						
Area: 88,156 SqFt						
Billing Period: Feb 2021						
ELECTRIC	32,100.00 kWh	109,525 KBtu	1.242 KBtu/SqFt	\$2,987.24	\$0.093 /kWh	\$0.034 /SqFt
NATURALGAS	3,574.00 CCF	368,122 KBtu	4.176 KBtu/SqFt	\$2,125.79	\$0.595 /CCF	\$0.024 /SqFt
SEWER	100.00 CCF			\$681.88	\$6.819 /CCF	\$0.008 /SqFt
WATER	82.00 CCF			\$642.22	\$7.832 /CCF	\$0.007 /SqFt
Totals:		477,647 KBtu	5.418 KBtu/SqFt	\$6,437.13		

Energy

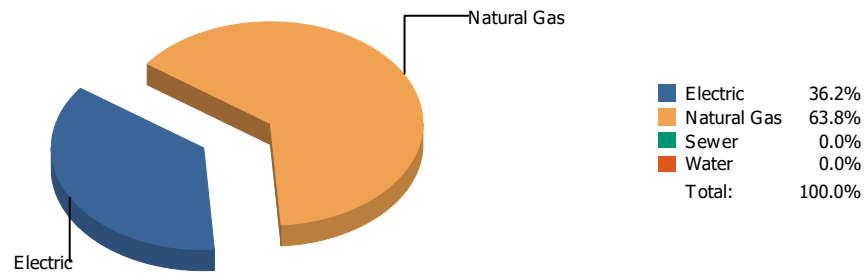


Cost

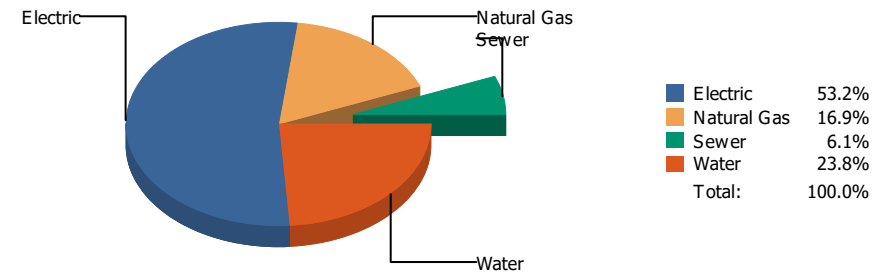


Commodity	Common Use	Energy Use	Energy Use / Area	Total Cost	Cost / Unit	Cost / Area
Place: [GUERRERO] ROSA GUERRERO ELEMENTARY 163 [BUILDING]						
Area: 88,641 SqFt						
Billing Period: Feb 2021						
ELECTRIC	46,460.00 kWh	158,522 KBtu	1.788 KBtu/SqFt	\$4,519.53	\$0.097 /kWh	\$0.051 /SqFt
NATURALGAS	4,135.00 CCF	425,905 KBtu	4.805 KBtu/SqFt	\$2,402.83	\$0.581 /CCF	\$0.027 /SqFt
SEWER	93.00 CCF			\$540.45	\$5.811 /CCF	\$0.006 /SqFt
WATER	42.00 CCF			\$786.70	\$18.731 /CCF	\$0.009 /SqFt
Totals:		584,427 KBtu	6.593 KBtu/SqFt	\$8,249.51		

Energy

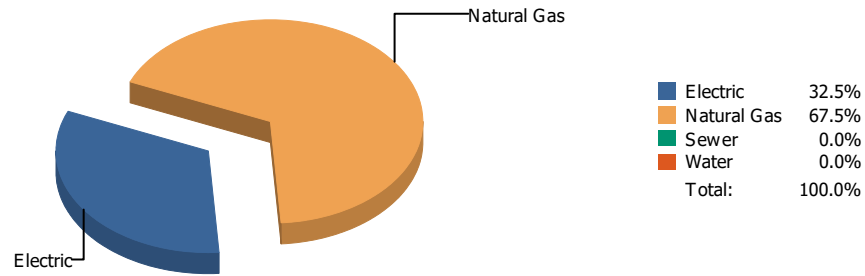


Cost

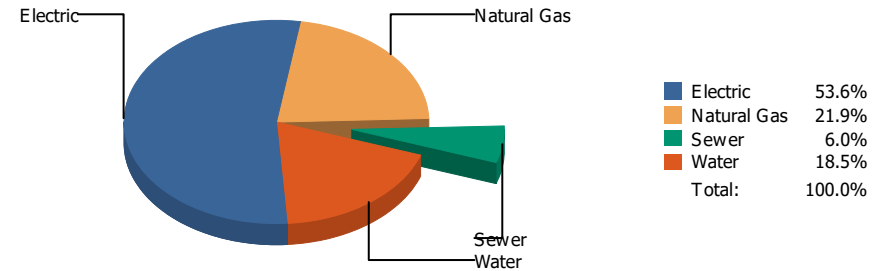


Commodity	Common Use	Energy Use	Energy Use / Area	Total Cost	Cost / Unit	Cost / Area
Place: [GUILLEN] GUILLEN 044 [BUILDING] Area: 223,773 SqFt Billing Period: Feb 2021						
ELECTRIC	58,895.00 kWh	200,950 KBtu	0.898 KBtu/SqFt	\$6,452.71	\$0.110 /kWh	\$0.029 /SqFt
NATURALGAS	3,441.00 CCF	354,423 KBtu	1.584 KBtu/SqFt	\$2,047.43	\$0.595 /CCF	\$0.009 /SqFt
SEWER	187.00 CCF			\$743.49	\$3.976 /CCF	\$0.003 /SqFt
WATER	460.00 CCF			\$2,892.73	\$6.289 /CCF	\$0.013 /SqFt
Totals:		555,373 KBtu	2.482 KBtu/SqFt	\$12,136.36		

Energy

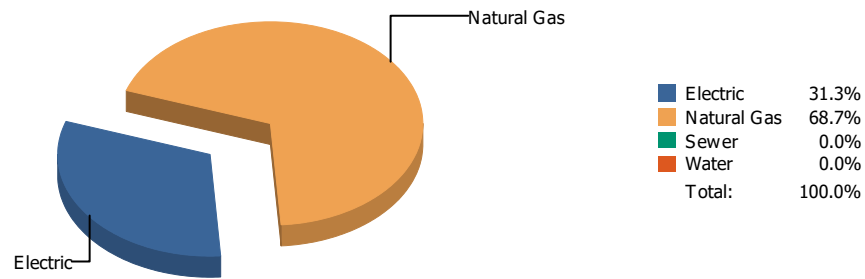


Cost

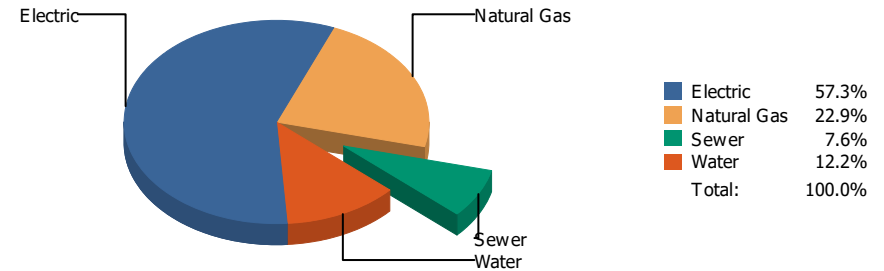


Commodity	Common Use	Energy Use	Energy Use / Area	Total Cost	Cost / Unit	Cost / Area
Place: [HART] HART 118 [BUILDING] Area: 63,357 SqFt Billing Period: Feb 2021						
ELECTRIC	37,440.00 kWh	127,745 KBtu	2.016 KBtu/SqFt	\$3,556.66	\$0.095 /kWh	\$0.056 /SqFt
NATURALGAS	2,575.00 CCF	265,225 KBtu	4.186 KBtu/SqFt	\$1,454.04	\$0.565 /CCF	\$0.023 /SqFt
SEWER	77.00 CCF			\$400.12	\$5.196 /CCF	\$0.006 /SqFt
WATER	178.00 CCF			\$1,230.81	\$6.915 /CCF	\$0.019 /SqFt
Totals:		392,970 KBtu	6.202 KBtu/SqFt	\$6,641.63		

Energy

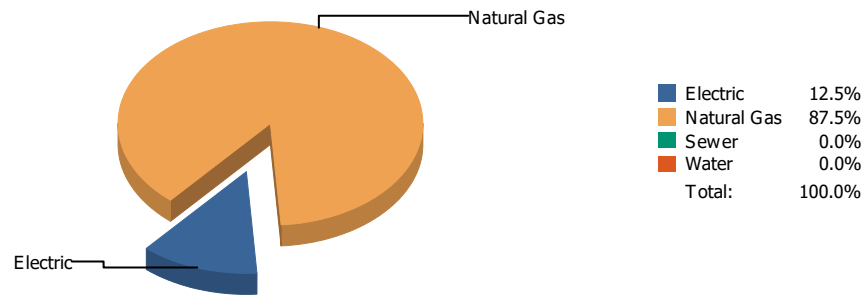


Cost

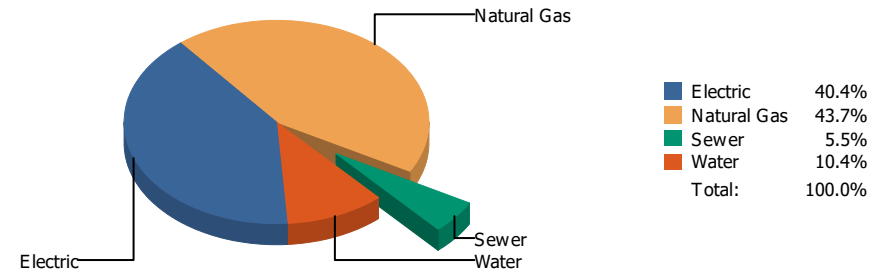


Commodity	Common Use	Energy Use	Energy Use / Area	Total Cost	Cost / Unit	Cost / Area
Place: [HAWKINS] HAWKINS 119 [BUILDING] Area: 57,207 SqFt Billing Period: Feb 2021						
ELECTRIC	27,829.00 kWh	94,953 KBtu	1.660 KBtu/SqFt	\$2,951.19	\$0.106 /kWh	\$0.051 /SqFt
NATURALGAS	2,023.00 CCF	208,369 KBtu	3.642 KBtu/SqFt	\$1,179.48	\$0.583 /CCF	\$0.021 /SqFt
SEWER	84.00 CCF			\$392.98	\$4.678 /CCF	\$0.007 /SqFt
WATER	141.00 CCF			\$631.18	\$4.476 /CCF	\$0.011 /SqFt
Totals:		303,322 KBtu	5.302 KBtu/SqFt	\$5,154.83		

Energy

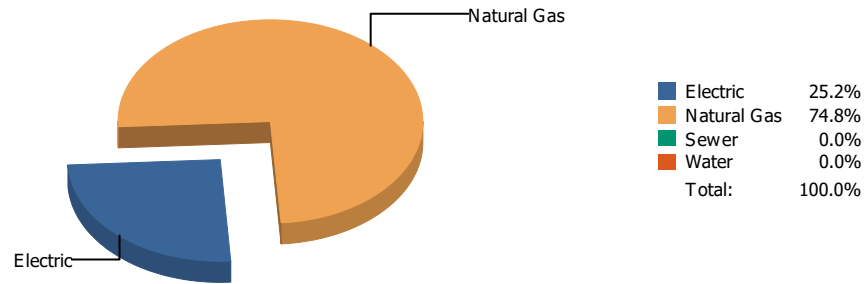


Cost

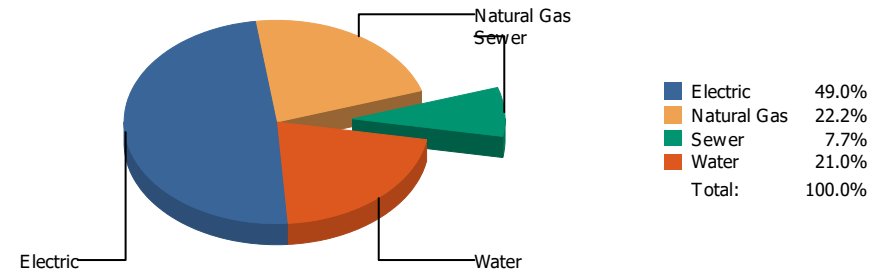


Commodity	Common Use	Energy Use	Energy Use / Area	Total Cost	Cost / Unit	Cost / Area
Place: [HENDERSO] HENDERSON 041 [BUILDING]						
Area: 145,254 SqFt						
Billing Period: Feb 2021						
ELECTRIC	31,419.00 kWh	107,202 KBtu	0.738 KBtu/SqFt	\$3,411.39	\$0.109 /kWh	\$0.023 /SqFt
NATURALGAS	7,311.00 CCF	753,033 KBtu	5.184 KBtu/SqFt	\$3,696.72	\$0.506 /CCF	\$0.025 /SqFt
SEWER	166.00 CCF			\$464.33	\$2.797 /CCF	\$0.003 /SqFt
WATER	192.00 CCF			\$880.99	\$4.588 /CCF	\$0.006 /SqFt
Totals:		860,235 KBtu	5.922 KBtu/SqFt	\$8,453.43		

Energy



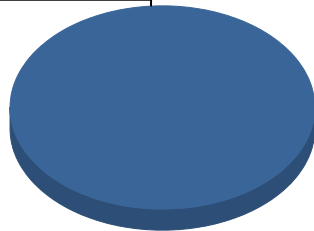
Cost



Commodity	Common Use	Energy Use	Energy Use / Area	Total Cost	Cost / Unit	Cost / Area
Place: [HERRERA_1] HERRERA ELEMENTARY 174 [BUILDING]						
Area: 86,275 SqFt						
Billing Period: Feb 2021						
ELECTRIC	33,400.00 kWh	113,961 KBtu	1.321 KBtu/SqFt	\$3,988.70	\$0.119 /kWh	\$0.046 /SqFt
NATURALGAS	3,290.00 CCF	338,870 KBtu	3.928 KBtu/SqFt	\$1,809.38	\$0.550 /CCF	\$0.021 /SqFt
SEWER	124.00 CCF			\$627.95	\$5.064 /CCF	\$0.007 /SqFt
WATER	275.00 CCF			\$1,711.81	\$6.225 /CCF	\$0.020 /SqFt
Totals:		452,831 KBtu	5.249 KBtu/SqFt	\$8,137.84		

Energy

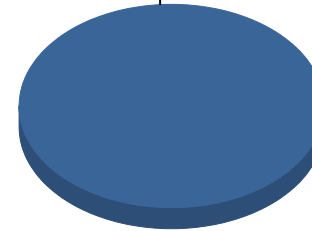
Electric



■ Electric 100.0%
Total: 100.0%

Cost

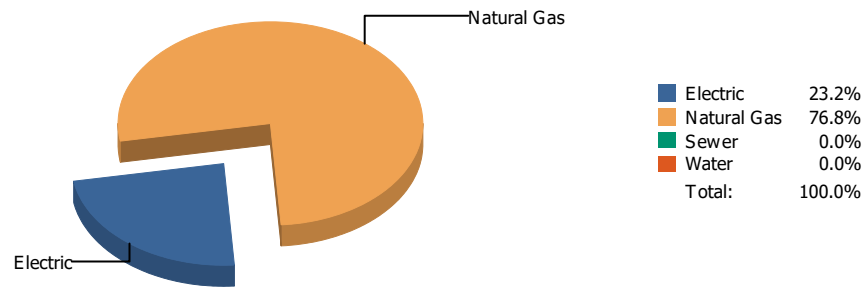
Electric



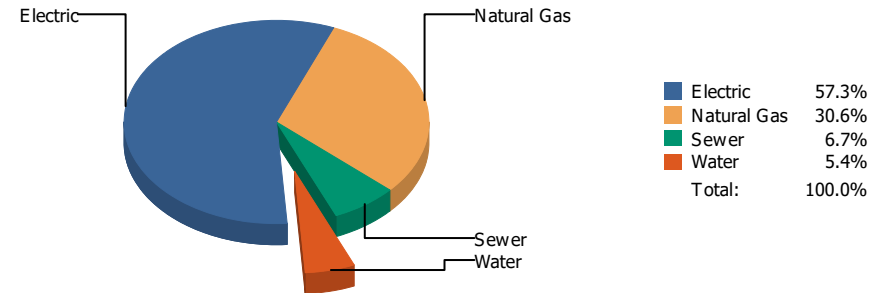
■ Electric 100.0%
Total: 100.0%

Commodity	Common Use	Energy Use	Energy Use / Area	Total Cost	Cost / Unit	Cost / Area
Place: [HIGHLAND] HIGHLAND/ANNEX 120 [BUILDING]						
Area: 33,705 SqFt						
Billing Period: Feb 2021						
ELECTRIC	27,720.00 kWh	94,581 KBtu	2.806 KBtu/SqFt	\$1,462.25	\$0.053 /kWh	\$0.043 /SqFt
Totals:		94,581 KBtu	2.806 KBtu/SqFt	\$1,462.25		

Energy

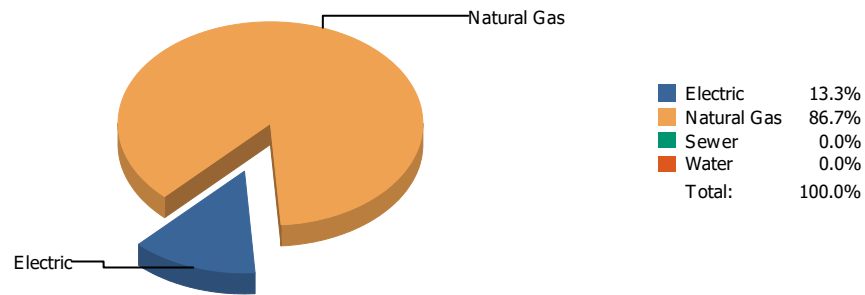


Cost

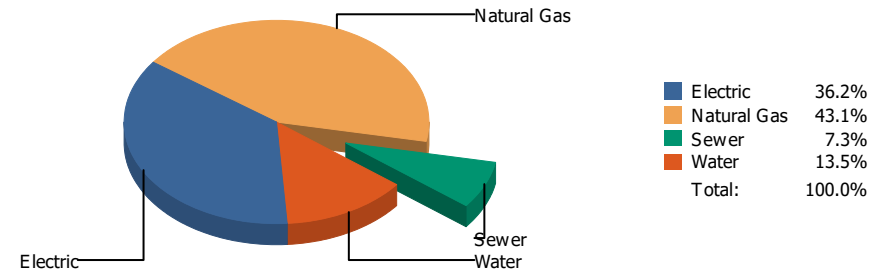


Commodity	Common Use	Energy Use	Energy Use / Area	Total Cost	Cost / Unit	Cost / Area
Place: [HILLSIDE] HILLSIDE 121 [BUILDING] Area: 80,656 SqFt Billing Period: Feb 2021						
ELECTRIC	37,820.00 kWh	129,042 KBtu	1.600 KBtu/SqFt	\$4,825.55	\$0.128 /kWh	\$0.060 /SqFt
NATURALGAS	4,140.00 CCF	426,420 KBtu	5.287 KBtu/SqFt	\$2,573.53	\$0.622 /CCF	\$0.032 /SqFt
SEWER	106.00 CCF			\$568.53	\$5.363 /CCF	\$0.007 /SqFt
WATER	82.00 CCF			\$455.95	\$5.560 /CCF	\$0.006 /SqFt
Totals:		555,462 KBtu	6.887 KBtu/SqFt	\$8,423.56		

Energy

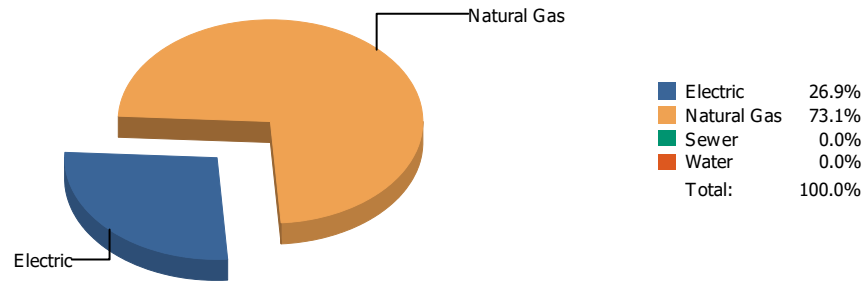


Cost

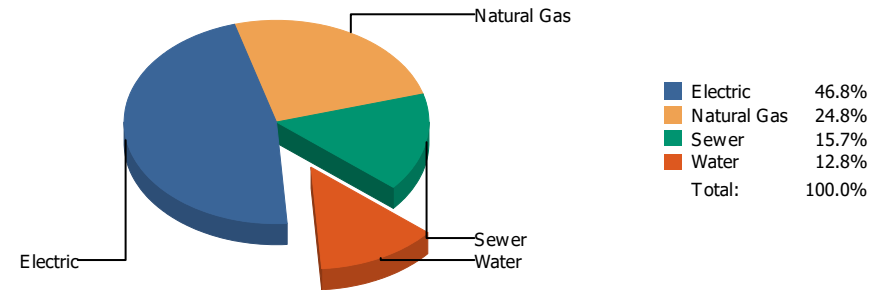


Commodity	Common Use	Energy Use	Energy Use / Area	Total Cost	Cost / Unit	Cost / Area
Place: [HOUSTON] HOUSTON 122 [BUILDING] Area: 84,178 SqFt Billing Period: Feb 2021						
ELECTRIC	19,200.00 kWh	65,510 KBtu	0.778 KBtu/SqFt	\$2,024.32	\$0.105 /kWh	\$0.024 /SqFt
NATURALGAS	4,147.00 CCF	427,141 KBtu	5.074 KBtu/SqFt	\$2,413.02	\$0.582 /CCF	\$0.029 /SqFt
SEWER	32.00 CCF			\$408.69	\$12.772 /CCF	\$0.005 /SqFt
WATER	100.00 CCF			\$753.24	\$7.532 /CCF	\$0.009 /SqFt
Totals:		492,651 KBtu	5.852 KBtu/SqFt	\$5,599.27		

Energy

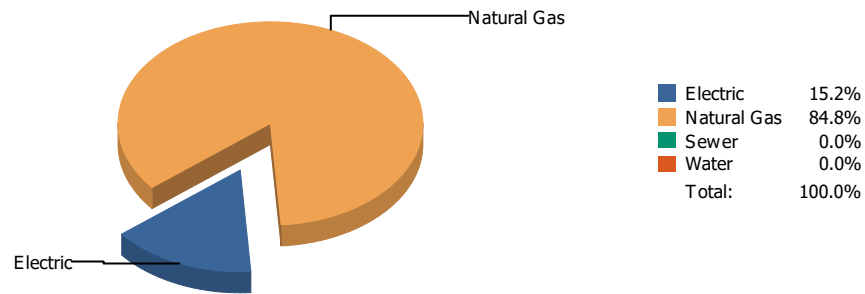


Cost

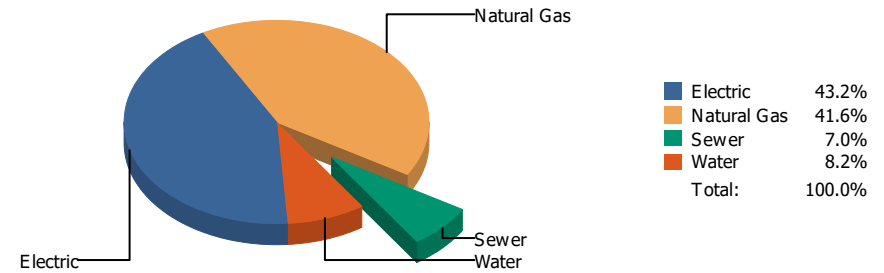


Commodity	Common Use	Energy Use	Energy Use / Area	Total Cost	Cost / Unit	Cost / Area
Place: [HUGHEY] HUGHEY 123 [BUILDING] Area: 74,815 SqFt Billing Period: Feb 2021						
ELECTRIC	28,910.00 kWh	98,641 KBtu	1.318 KBtu/SqFt	\$3,081.93	\$0.107 /kWh	\$0.041 /SqFt
NATURALGAS	2,598.00 CCF	267,594 KBtu	3.577 KBtu/SqFt	\$1,633.50	\$0.629 /CCF	\$0.022 /SqFt
SEWER	273.00 CCF			\$1,035.02	\$3.791 /CCF	\$0.014 /SqFt
WATER	142.00 CCF			\$841.03	\$5.923 /CCF	\$0.011 /SqFt
Totals:		366,235 KBtu	4.895 KBtu/SqFt	\$6,591.48		

Energy

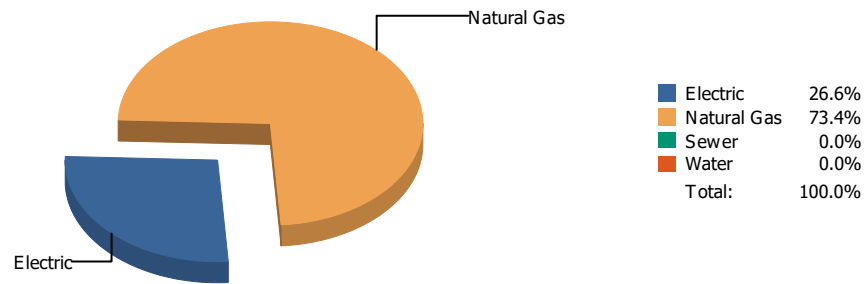


Cost

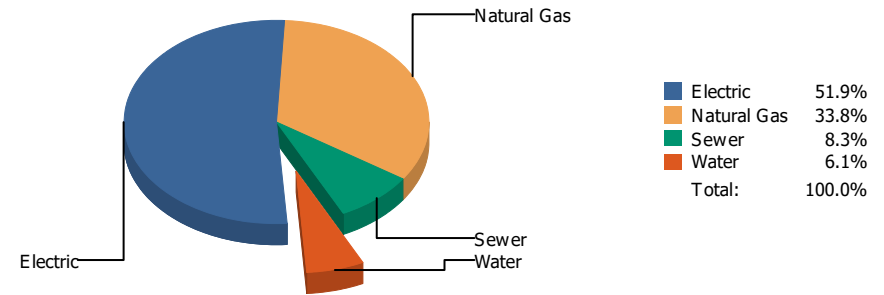


Commodity	Common Use	Energy Use	Energy Use / Area	Total Cost	Cost / Unit	Cost / Area
Place: [IRVIN] IRVIN 008 [BUILDING]						
Area: 303,804 SqFt						
Billing Period: Feb 2021						
ELECTRIC	82,253.00 kWh	280,647 KBtu	0.924 KBtu/SqFt	\$8,573.28	\$0.104 /kWh	\$0.028 /SqFt
NATURALGAS	15,184.00 CCF	1,563,952 KBtu	5.148 KBtu/SqFt	\$8,257.95	\$0.544 /CCF	\$0.027 /SqFt
SEWER	537.00 CCF			\$1,393.72	\$2.595 /CCF	\$0.005 /SqFt
WATER	596.00 CCF			\$1,636.33	\$2.746 /CCF	\$0.005 /SqFt
Totals:		1,844,599 KBtu	6.072 KBtu/SqFt	\$19,861.28		

Energy

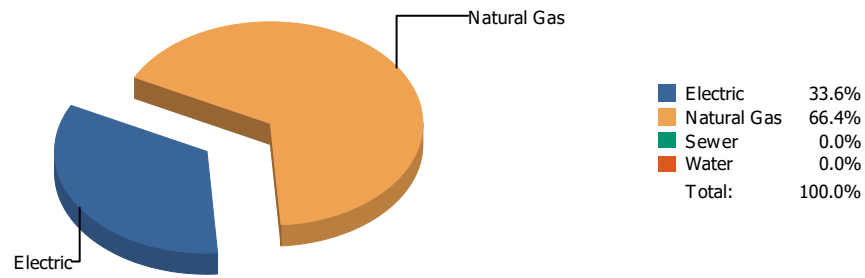


Cost

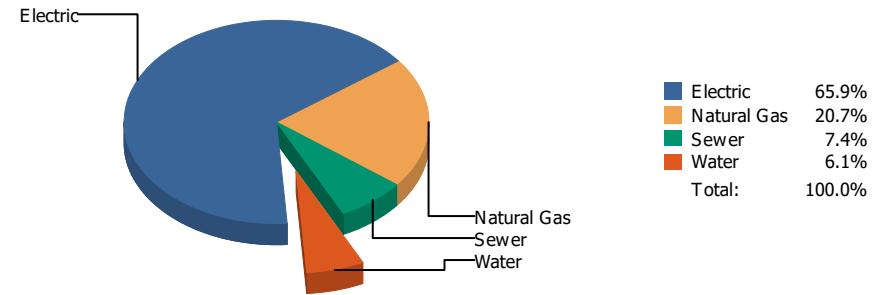


Commodity	Common Use	Energy Use	Energy Use / Area	Total Cost	Cost / Unit	Cost / Area
Place: [JEFFERSN] JEFFERSON 009 [BUILDING]						
Area: 257,708 SqFt						
Billing Period: Feb 2021						
ELECTRIC	85,949.00 kWh	293,258 KBtu	1.138 KBtu/SqFt	\$7,912.58	\$0.092 /kWh	\$0.030 /SqFt
NATURALGAS	7,852.00 CCF	808,756 KBtu	3.138 KBtu/SqFt	\$5,146.48	\$0.655 /CCF	\$0.020 /SqFt
SEWER	313.00 CCF			\$1,261.60	\$4.031 /CCF	\$0.005 /SqFt
WATER	109.00 CCF			\$922.53	\$8.464 /CCF	\$0.003 /SqFt
Totals:		1,102,014 KBtu	4.276 KBtu/SqFt	\$15,243.19		

Energy

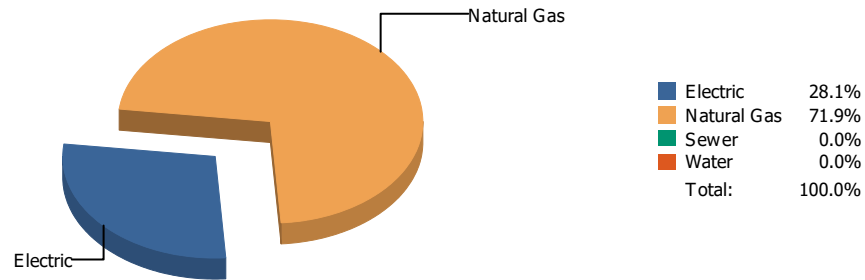


Cost

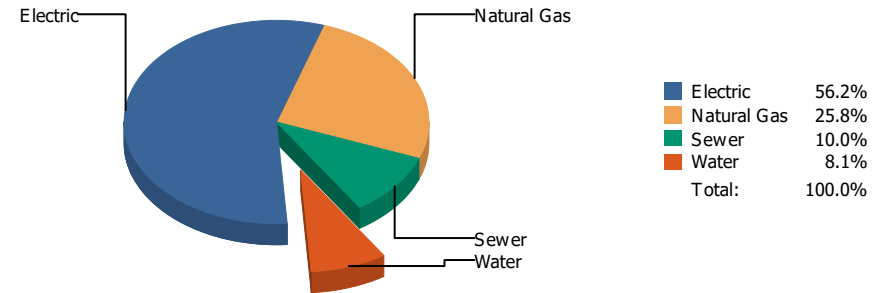


Commodity	Common Use	Energy Use	Energy Use / Area	Total Cost	Cost / Unit	Cost / Area
Place: [JOHNSON] L.B. JOHNSON 155 [BUILDING]						
Area: 87,993 SqFt						
Billing Period: Feb 2021						
ELECTRIC	31,600.00 kWh	107,819 KBtu	1.225 KBtu/SqFt	\$3,833.10	\$0.121 /kWh	\$0.043 /SqFt
NATURALGAS	2,068.00 CCF	213,004 KBtu	2.421 KBtu/SqFt	\$1,203.77	\$0.582 /CCF	\$0.014 /SqFt
SEWER	91.00 CCF			\$430.36	\$4.729 /CCF	\$0.005 /SqFt
WATER	50.00 CCF			\$353.23	\$7.065 /CCF	\$0.004 /SqFt
Totals:		320,823 KBtu	3.646 KBtu/SqFt	\$5,820.46		

Energy

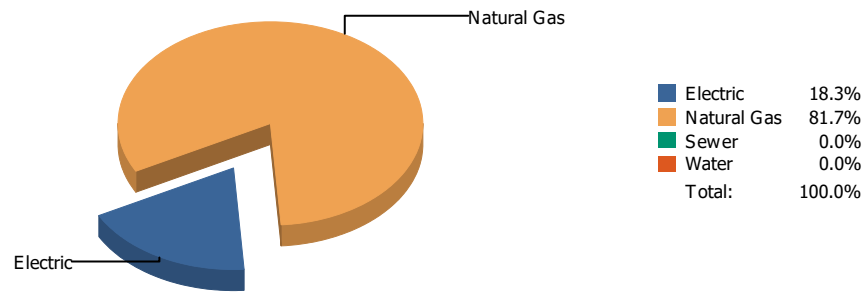


Cost

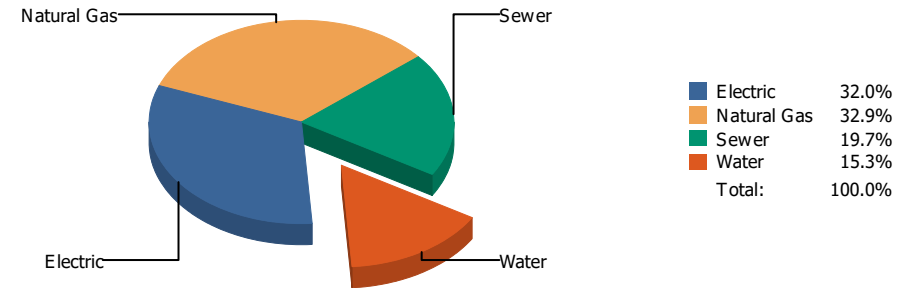


Commodity	Common Use	Energy Use	Energy Use / Area	Total Cost	Cost / Unit	Cost / Area
Place: [KOHLBERG] KOHLBERG ELEMENTARY [BUILDING]						
Area: 99,884 SqFt						
Billing Period: Feb 2021						
ELECTRIC	50,980.00 kWh	173,944 KBtu	1.741 KBtu/SqFt	\$5,426.14	\$0.106 /kWh	\$0.054 /SqFt
NATURALGAS	4,328.00 CCF	445,784 KBtu	4.463 KBtu/SqFt	\$2,489.24	\$0.575 /CCF	\$0.025 /SqFt
SEWER	300.00 CCF			\$965.86	\$3.220 /CCF	\$0.010 /SqFt
WATER	208.00 CCF			\$781.15	\$3.756 /CCF	\$0.008 /SqFt
Totals:		619,728 KBtu	6.204 KBtu/SqFt	\$9,662.39		

Energy

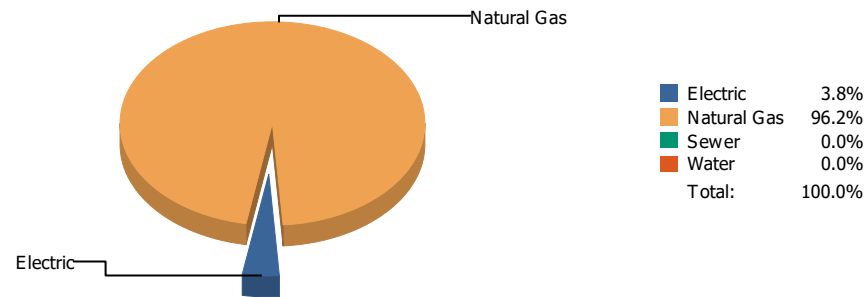


Cost

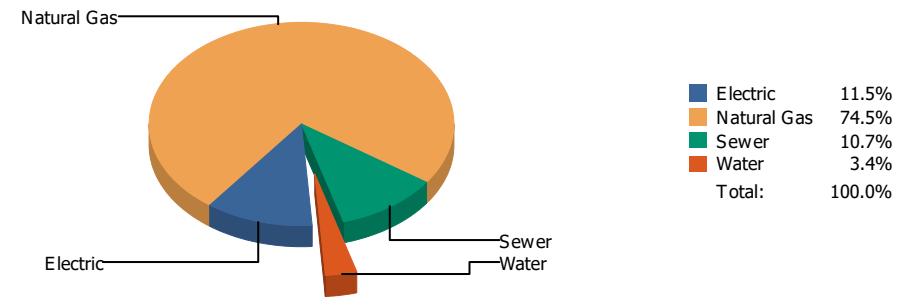


Commodity	Common Use	Energy Use	Energy Use / Area	Total Cost	Cost / Unit	Cost / Area
Place: [LAMAR] LAMAR 125 [BUILDING] Area: 76,252 SqFt Billing Period: Feb 2021						
ELECTRIC	13,800.00 kWh	47,086 KBtu	0.618 KBtu/SqFt	\$1,483.81	\$0.108 /kWh	\$0.019 /SqFt
NATURALGAS	2,036.00 CCF	209,708 KBtu	2.750 KBtu/SqFt	\$1,523.35	\$0.748 /CCF	\$0.020 /SqFt
SEWER	157.00 CCF			\$912.49	\$5.812 /CCF	\$0.012 /SqFt
WATER	90.00 CCF			\$710.48	\$7.894 /CCF	\$0.009 /SqFt
Totals:		256,794 KBtu	3.368 KBtu/SqFt	\$4,630.13		

Energy

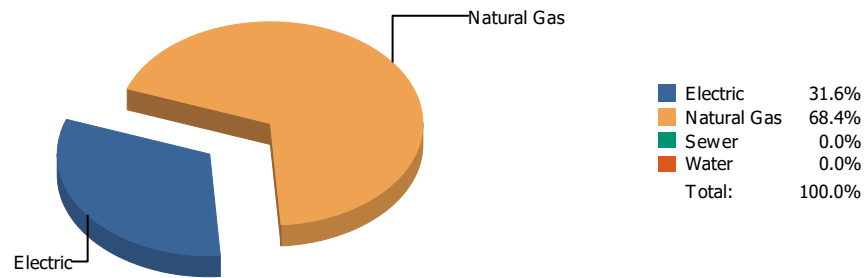


Cost

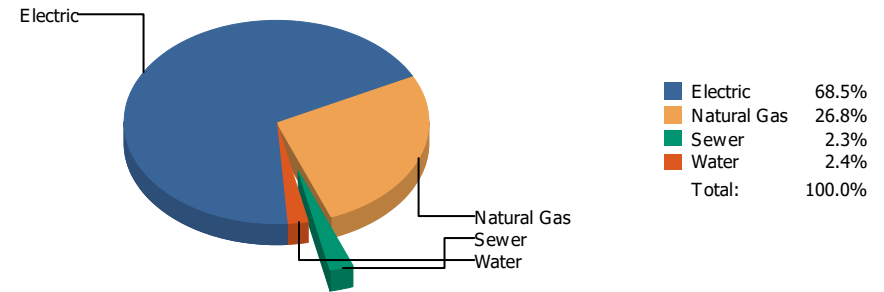


Commodity	Common Use	Energy Use	Energy Use / Area	Total Cost	Cost / Unit	Cost / Area
Place: [LIVE-MAT] LIVE MATERIAL CENTER 929 [BUILDING]						
Area: 2,483 SqFt						
Billing Period: Feb 2021						
ELECTRIC	284.00 kWh	969 KBtu	0.390 KBtu/SqFt	\$69.36	\$0.244 /kWh	\$0.028 /SqFt
NATURALGAS	240.00 CCF	24,720 KBtu	9.956 KBtu/SqFt	\$450.38	\$1.877 /CCF	\$0.181 /SqFt
SEWER	14.00 CCF			\$64.58	\$4.613 /CCF	\$0.026 /SqFt
WATER	0.00 CCF			\$20.34	\$0.000 /CCF	\$0.008 /SqFt
Totals:		25,689 KBtu	10.346 KBtu/SqFt	\$604.66		

Energy

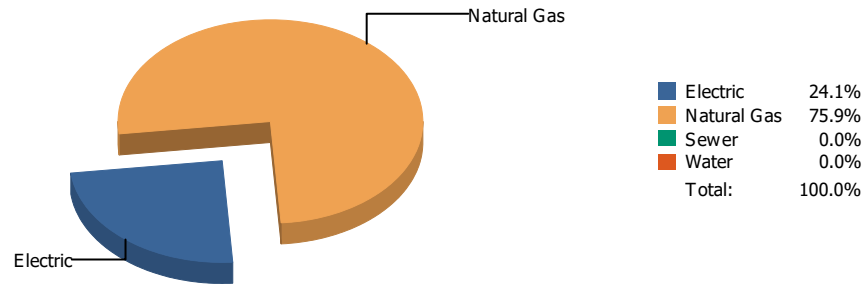


Cost

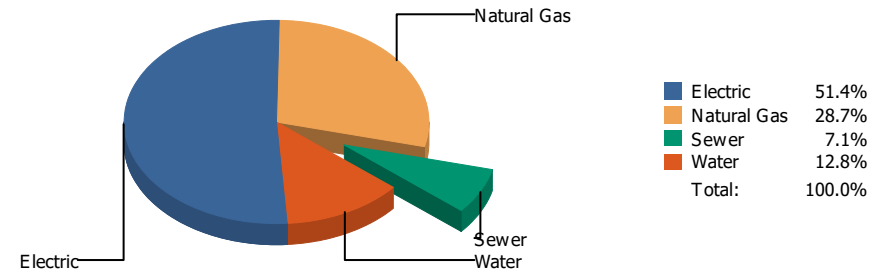


Commodity	Common Use	Energy Use	Energy Use / Area	Total Cost	Cost / Unit	Cost / Area
Place: [LOGAN] LOGAN 128 [BUILDING] Area: 72,248 SqFt Billing Period: Feb 2021						
ELECTRIC	38,000.00 kWh	129,656 KBtu	1.795 KBtu/SqFt	\$3,914.56	\$0.103 /kWh	\$0.054 /SqFt
NATURALGAS	2,723.00 CCF	280,469 KBtu	3.882 KBtu/SqFt	\$1,530.03	\$0.562 /CCF	\$0.021 /SqFt
SEWER	12.00 CCF			\$131.69	\$10.974 /CCF	\$0.002 /SqFt
WATER	7.00 CCF			\$134.40	\$19.200 /CCF	\$0.002 /SqFt
Totals:		410,125 KBtu	5.677 KBtu/SqFt	\$5,710.68		

Energy

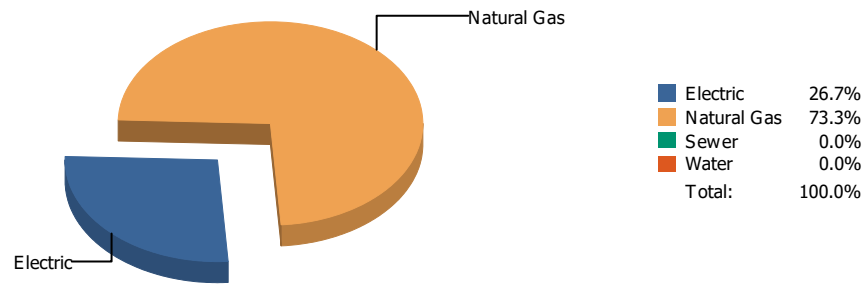


Cost

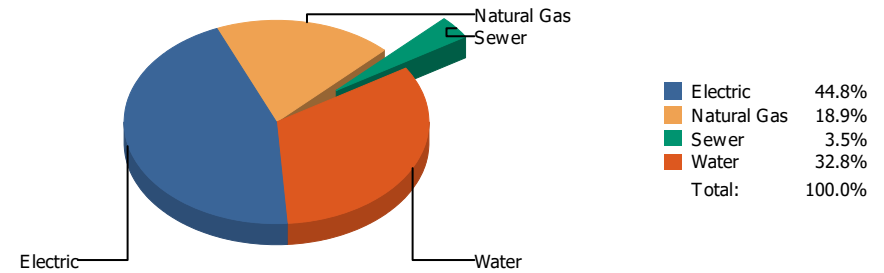


Commodity	Common Use	Energy Use	Energy Use / Area	Total Cost	Cost / Unit	Cost / Area
Place: [LUNDY_2] LUNDY 177 [BUILDING]						
Area: 112,731 SqFt						
Billing Period: Feb 2021						
ELECTRIC	44,200.00 kWh	150,810 KBtu	1.338 KBtu/SqFt	\$4,718.85	\$0.107 /kWh	\$0.042 /SqFt
NATURALGAS	4,614.00 CCF	475,242 KBtu	4.216 KBtu/SqFt	\$2,636.80	\$0.571 /CCF	\$0.023 /SqFt
SEWER	136.00 CCF			\$653.87	\$4.808 /CCF	\$0.006 /SqFt
WATER	162.00 CCF			\$1,178.17	\$7.273 /CCF	\$0.010 /SqFt
Totals:		626,052 KBtu	5.554 KBtu/SqFt	\$9,187.69		

Energy

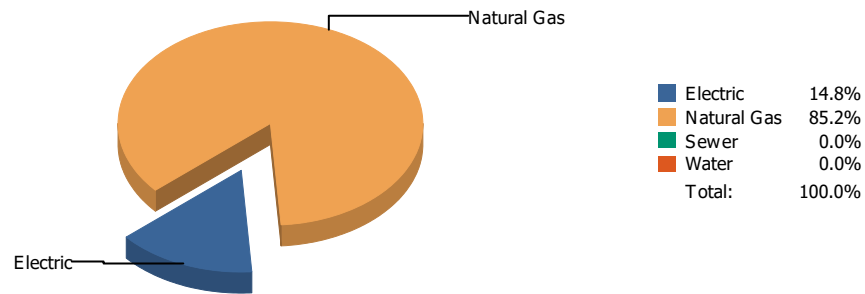


Cost

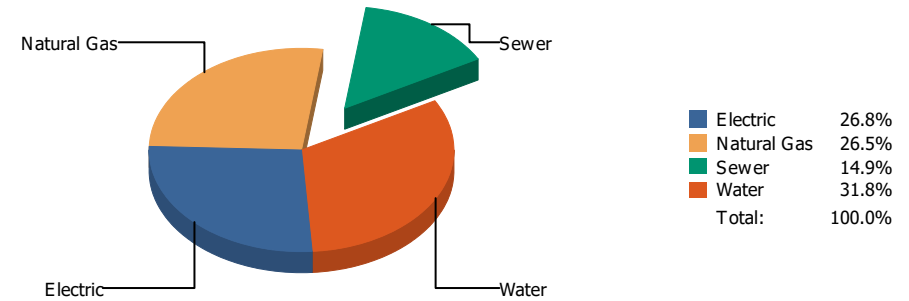


Commodity	Common Use	Energy Use	Energy Use / Area	Total Cost	Cost / Unit	Cost / Area
Place: [MAC] MACARTHUR 129 [BUILDING]						
Area: 143,341 SqFt						
Billing Period: Feb 2021						
ELECTRIC	66,800.00 kWh	227,922 KBtu	1.590 KBtu/SqFt	\$7,596.08	\$0.114 /kWh	\$0.053 /SqFt
NATURALGAS	6,080.00 CCF	626,240 KBtu	4.369 KBtu/SqFt	\$3,196.47	\$0.526 /CCF	\$0.022 /SqFt
SEWER	167.00 CCF			\$594.52	\$3.560 /CCF	\$0.004 /SqFt
WATER	918.00 CCF			\$5,555.69	\$6.052 /CCF	\$0.039 /SqFt
Totals:		854,162 KBtu	5.959 KBtu/SqFt	\$16,942.76		

Energy

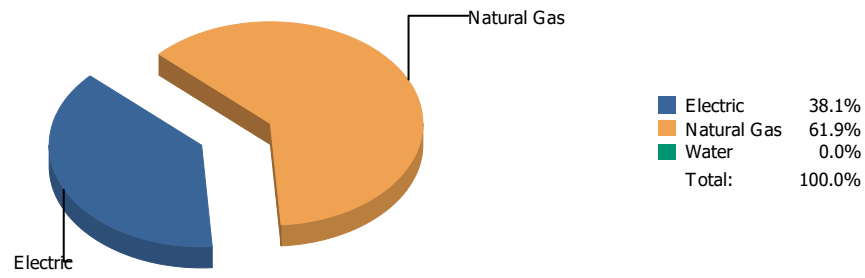


Cost

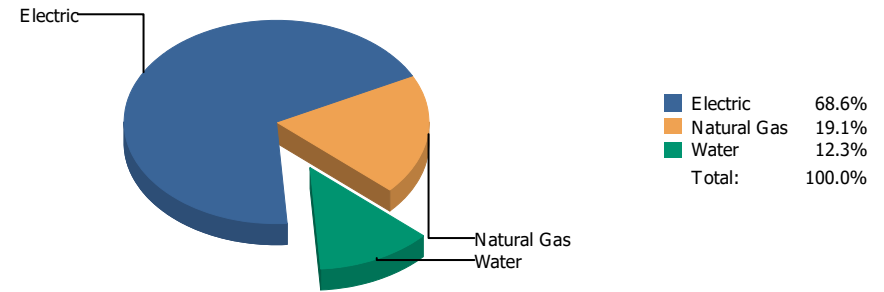


Commodity	Common Use	Energy Use	Energy Use / Area	Total Cost	Cost / Unit	Cost / Area
Place: [MAGOFFIN] MAGOFFIN 047 [BUILDING]						
Area: 76,378 SqFt						
Billing Period: Feb 2021						
ELECTRIC	5,720.00 kWh	19,517 KBtu	0.256 KBtu/SqFt	\$727.94	\$0.127 /kWh	\$0.009 /SqFt
NATURALGAS	1,095.00 CCF	112,785 KBtu	1.477 KBtu/SqFt	\$719.27	\$0.657 /CCF	\$0.009 /SqFt
SEWER	21.00 CCF			\$405.47	\$19.308 /CCF	\$0.005 /SqFt
WATER	47.00 CCF			\$864.95	\$18.403 /CCF	\$0.011 /SqFt
Totals:		132,302 KBtu	1.732 KBtu/SqFt	\$2,717.63		

Energy

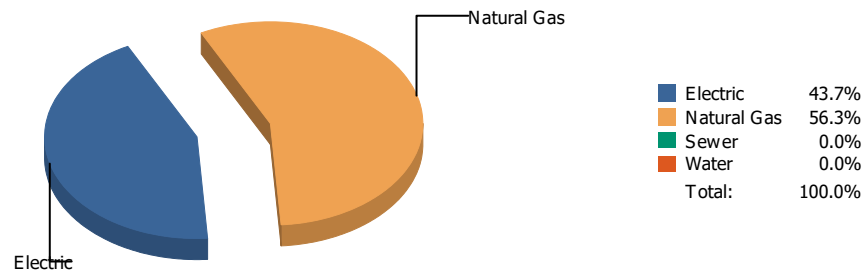


Cost

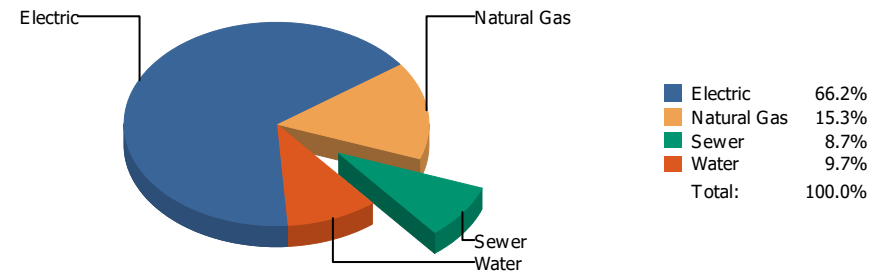


Commodity	Common Use	Energy Use	Energy Use / Area	Total Cost	Cost / Unit	Cost / Area
Place: [MAGOFFINNEWMIDDLESCHOOL] MAGOFFIN NEW MIDDLE SCHOOL [BUILDING]						
Area: 116,136 SqFt						
Billing Period: Feb 2021						
ELECTRIC	63,400.00 kWh	216,321 KBtu	1.863 KBtu/SqFt	\$6,712.45	\$0.106 /kWh	\$0.058 /SqFt
NATURALGAS	3,406.00 CCF	350,818 KBtu	3.021 KBtu/SqFt	\$1,870.24	\$0.549 /CCF	\$0.016 /SqFt
WATER	144.00 CCF			\$1,204.08	\$8.362 /CCF	\$0.010 /SqFt
Totals:		567,139 KBtu	4.883 KBtu/SqFt	\$9,786.77		

Energy



Cost



Commodity	Common Use	Energy Use	Energy Use / Area	Total Cost	Cost / Unit	Cost / Area
Place: [MAXINE] MAXINE SILVA HEALTH MAGNET 011 [BUILDING]						
Area: 80,909 SqFt						
Billing Period: Feb 2021						
ELECTRIC	42,000.00 kWh	143,304 KBtu	1.771 KBtu/SqFt	\$4,612.18	\$0.110 /kWh	\$0.057 /SqFt
NATURALGAS	1,793.00 CCF	184,679 KBtu	2.283 KBtu/SqFt	\$1,065.12	\$0.594 /CCF	\$0.013 /SqFt
SEWER	173.00 CCF			\$607.48	\$3.511 /CCF	\$0.008 /SqFt
WATER	173.00 CCF			\$677.98	\$3.919 /CCF	\$0.008 /SqFt
Totals:		327,983 KBtu	4.054 KBtu/SqFt	\$6,962.76		

Energy

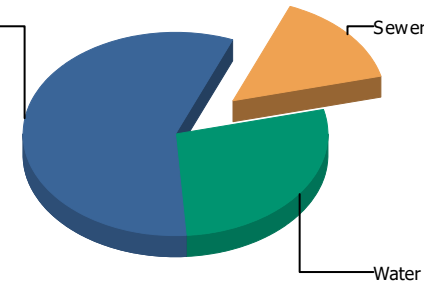
Natural Gas



Natural Gas	100.0%
Sewer	0.0%
Water	0.0%
Total:	100.0%

Cost

Natural Gas



Natural Gas	57.2%
Sewer	15.0%
Water	27.8%
Total:	100.0%

Commodity	Common Use	Energy Use	Energy Use / Area	Total Cost	Cost / Unit	Cost / Area
Place: [MESITA] MESITA 130 [BUILDING]						
Area: 100,583 SqFt						
Billing Period: Feb 2021						
NATURALGAS	3,734.00 CCF	384,602 KBtu	3.824 KBtu/SqFt	\$2,197.42	\$0.588 /CCF	\$0.022 /SqFt
SEWER	99.00 CCF			\$573.95	\$5.797 /CCF	\$0.006 /SqFt
WATER	102.00 CCF			\$1,067.74	\$10.468 /CCF	\$0.010 /SqFt
Totals:		384,602 KBtu	3.824 KBtu/SqFt	\$3,839.11		

Energy

Electric

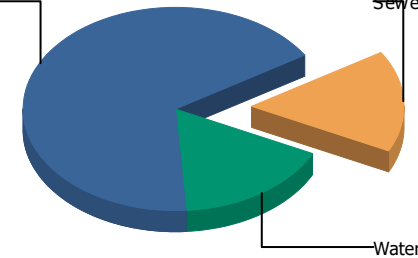


Electric 100.0%
Sewer 0.0%
Water 0.0%
Total: 100.0%

Cost

Electric

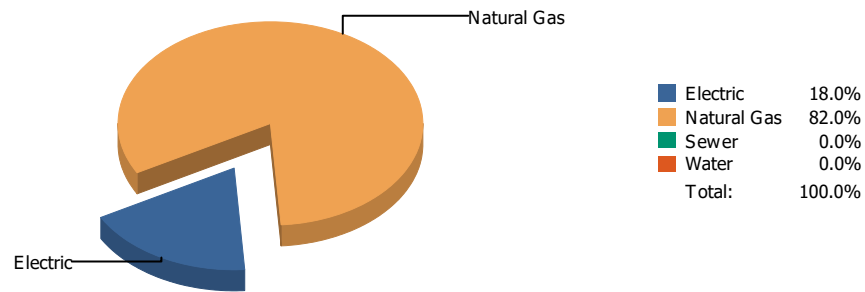
Sewer



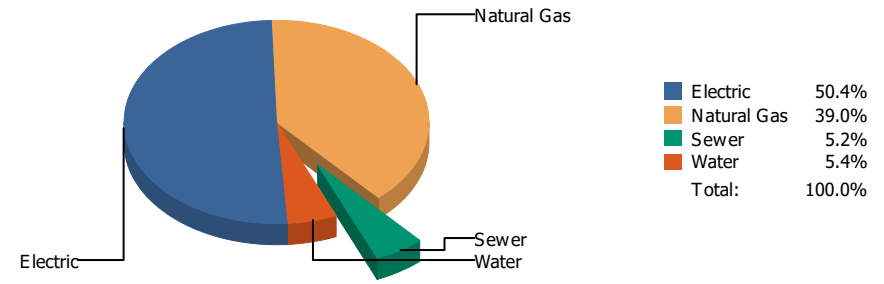
Electric 67.3%
Sewer 15.9%
Water 16.8%
Total: 100.0%

Commodity	Common Use	Energy Use	Energy Use / Area	Total Cost	Cost / Unit	Cost / Area
Place: [MILAM] MILAM 131 [BUILDING]						
Area: 63,641 SqFt						
Billing Period: Feb 2021						
ELECTRIC	15,120.00 kWh	51,589 KBtu	0.811 KBtu/SqFt	\$1,784.18	\$0.118 /kWh	\$0.028 /SqFt
SEWER	87.00 CCF			\$421.72	\$4.847 /CCF	\$0.007 /SqFt
WATER	89.00 CCF			\$444.88	\$4.999 /CCF	\$0.007 /SqFt
Totals:		51,589 KBtu	0.811 KBtu/SqFt	\$2,650.78		

Energy

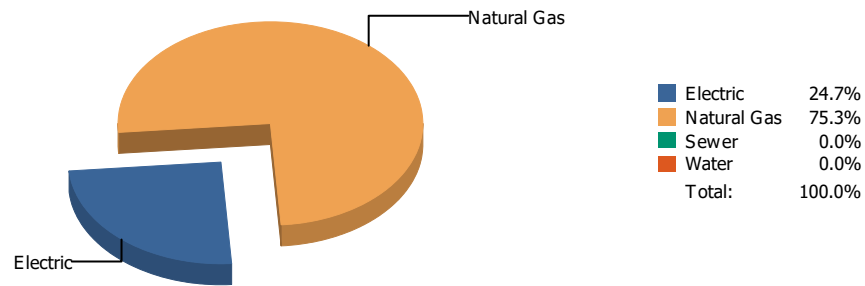


Cost

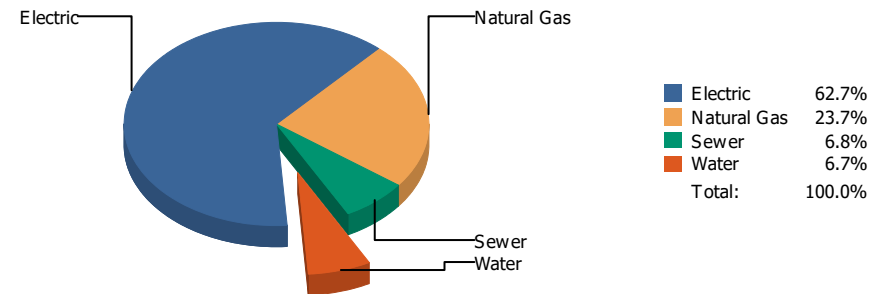


Commodity	Common Use	Energy Use	Energy Use / Area	Total Cost	Cost / Unit	Cost / Area
Place: [MOREHEAD] MOREHEAD 046 [BUILDING]						
Area: 119,353 SqFt						
Billing Period: Feb 2021						
ELECTRIC	51,854.00 kWh	176,926 KBtu	1.482 KBtu/SqFt	\$5,249.33	\$0.101 /kWh	\$0.044 /SqFt
NATURALGAS	7,804.00 CCF	803,812 KBtu	6.735 KBtu/SqFt	\$4,060.84	\$0.520 /CCF	\$0.034 /SqFt
SEWER	83.00 CCF			\$539.39	\$6.499 /CCF	\$0.005 /SqFt
WATER	68.00 CCF			\$560.36	\$8.241 /CCF	\$0.005 /SqFt
Totals:		980,738 KBtu	8.217 KBtu/SqFt	\$10,409.92		

Energy

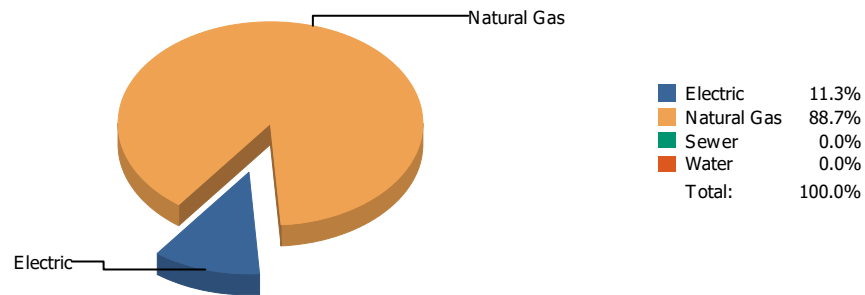


Cost

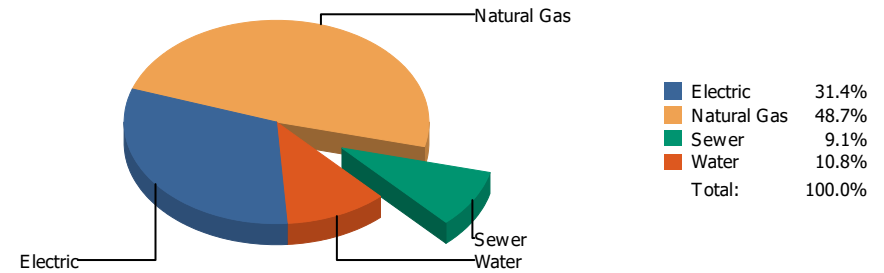


Commodity	Common Use	Energy Use	Energy Use / Area	Total Cost	Cost / Unit	Cost / Area
Place: [MOYE_2] HR MOYE [BUILDING]						
Area: 93,197 SqFt						
Billing Period: Feb 2021						
ELECTRIC	33,840.00 kWh	115,462 KBtu	1.239 KBtu/SqFt	\$4,962.91	\$0.147 /kWh	\$0.053 /SqFt
NATURALGAS	3,412.00 CCF	351,436 KBtu	3.771 KBtu/SqFt	\$1,873.20	\$0.549 /CCF	\$0.020 /SqFt
SEWER	83.00 CCF			\$539.39	\$6.499 /CCF	\$0.006 /SqFt
WATER	46.00 CCF			\$533.83	\$11.605 /CCF	\$0.006 /SqFt
Totals:		466,898 KBtu	5.010 KBtu/SqFt	\$7,909.33		

Energy



Cost



Commodity	Common Use	Energy Use	Energy Use / Area	Total Cost	Cost / Unit	Cost / Area
Place: [MULTI-MEDIACENTER] MULTI-MEDIA CENTER [BUILDING]						
Area: 27,633 SqFt						
Billing Period: Feb 2021						
ELECTRIC	9,811.00 kWh	33,475 KBtu	1.211 KBtu/SqFt	\$929.61	\$0.095 /kWh	\$0.034 /SqFt
NATURALGAS	2,547.00 CCF	262,341 KBtu	9.494 KBtu/SqFt	\$1,439.98	\$0.565 /CCF	\$0.052 /SqFt
SEWER	75.00 CCF			\$267.77	\$3.570 /CCF	\$0.010 /SqFt
WATER	86.00 CCF			\$320.05	\$3.722 /CCF	\$0.012 /SqFt
Totals:		295,816 KBtu	10.705 KBtu/SqFt	\$2,957.41		

Energy

Electric

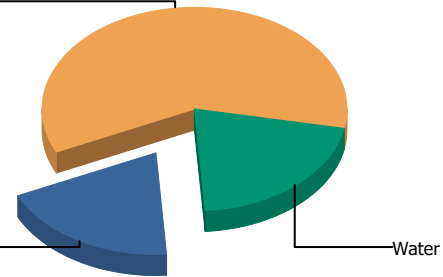


Electric 100.0%
 Sewer 0.0%
 Water 0.0%
 Total: 100.0%

Cost

Sewer

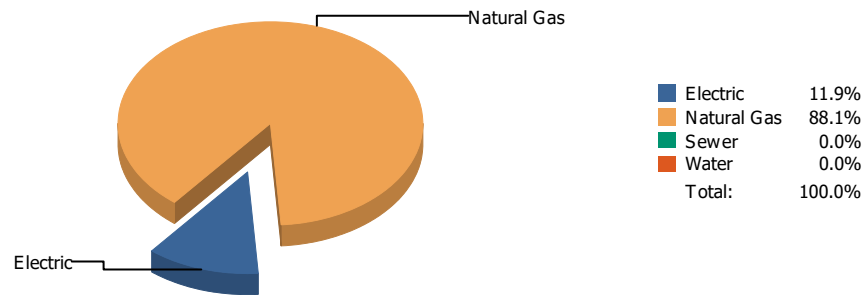
Electric



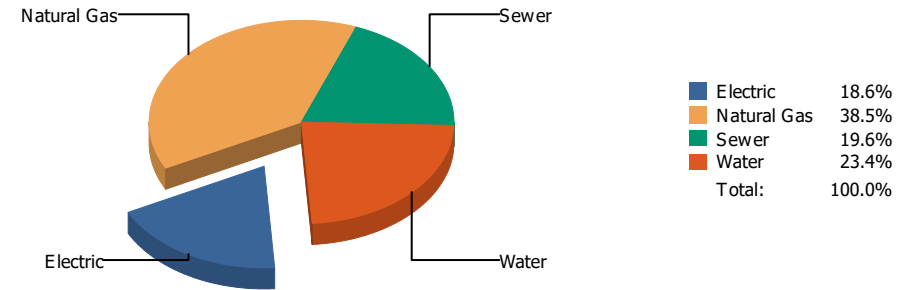
Electric 19.1%
 Sewer 60.1%
 Water 20.8%
 Total: 100.0%

Commodity	Common Use	Energy Use	Energy Use / Area	Total Cost	Cost / Unit	Cost / Area
Place: [NE-AREA-OFFICES] N.E. AREA OFFICES 882 [BUILDING]						
Area: 7,328 SqFt						
Billing Period: Feb 2021						
ELECTRIC	80.00 kWh	273 KBtu	0.037 KBtu/SqFt	\$28.71	\$0.359 /kWh	\$0.004 /SqFt
SEWER	0.00 CCF			\$90.28	\$0.000 /CCF	\$0.012 /SqFt
WATER	0.00 CCF			\$31.28	\$0.000 /CCF	\$0.004 /SqFt
Totals:		273 KBtu	0.037 KBtu/SqFt	\$150.27		

Energy

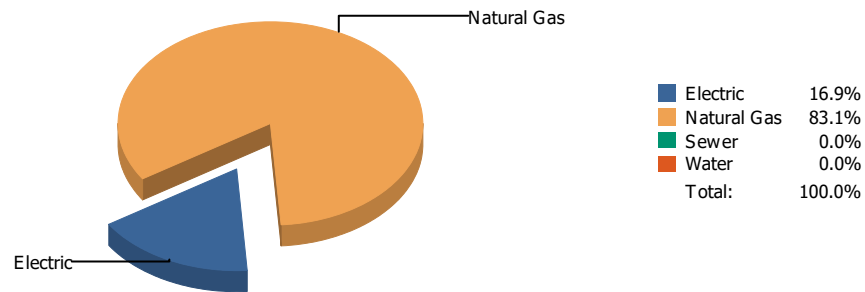


Cost

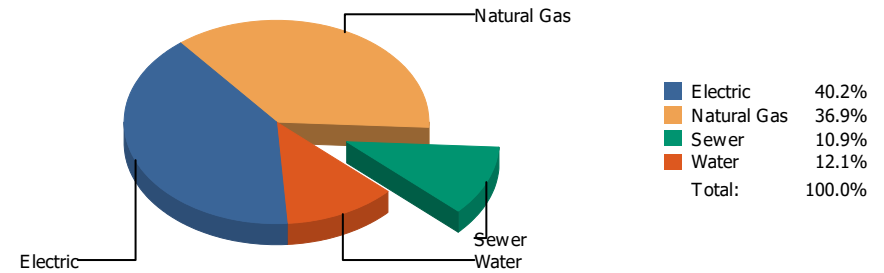


Commodity	Common Use	Energy Use	Energy Use / Area	Total Cost	Cost / Unit	Cost / Area
Place: [NETTRANSPORTATION] N.E. TRANSPORTATION 826 [BUILDING]						
Area: 5,995 SqFt						
Billing Period: Feb 2021						
ELECTRIC	5,805.00 kWh	19,807 KBtu	3.304 KBtu/SqFt	\$426.62	\$0.073 /kWh	\$0.071 /SqFt
NATURALGAS	1,424.00 CCF	146,672 KBtu	24.466 KBtu/SqFt	\$883.00	\$0.620 /CCF	\$0.147 /SqFt
SEWER	41.00 CCF			\$448.67	\$10.943 /CCF	\$0.075 /SqFt
WATER	73.00 CCF			\$536.41	\$7.348 /CCF	\$0.089 /SqFt
Totals:		166,479 KBtu	27.770 KBtu/SqFt	\$2,294.70		

Energy

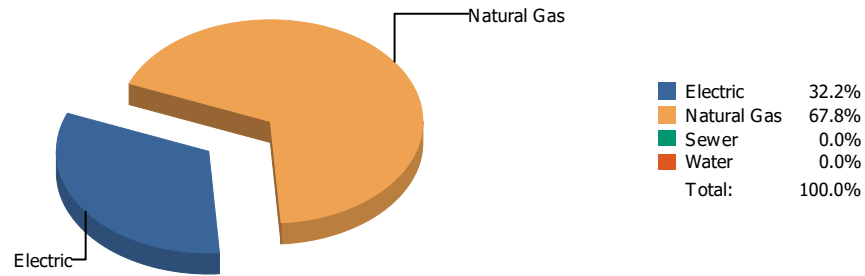


Cost

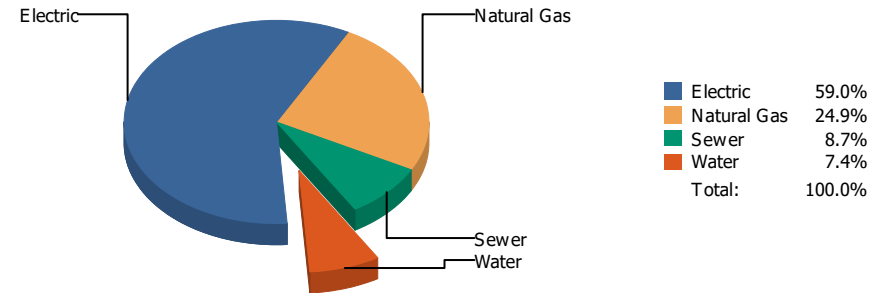


Commodity	Common Use	Energy Use	Energy Use / Area	Total Cost	Cost / Unit	Cost / Area
Place: [NEWMAN] NEWMAN ELEMENTARY 133 [BUILDING]						
Area: 73,291 SqFt						
Billing Period: Feb 2021						
ELECTRIC	21,722.00 kWh	74,115 KBtu	1.011 KBtu/SqFt	\$2,472.60	\$0.114 /kWh	\$0.034 /SqFt
NATURALGAS	3,545.00 CCF	365,135 KBtu	4.982 KBtu/SqFt	\$2,272.10	\$0.641 /CCF	\$0.031 /SqFt
SEWER	222.00 CCF			\$669.35	\$3.015 /CCF	\$0.009 /SqFt
WATER	227.00 CCF			\$743.72	\$3.276 /CCF	\$0.010 /SqFt
Totals:		439,250 KBtu	5.993 KBtu/SqFt	\$6,157.77		

Energy

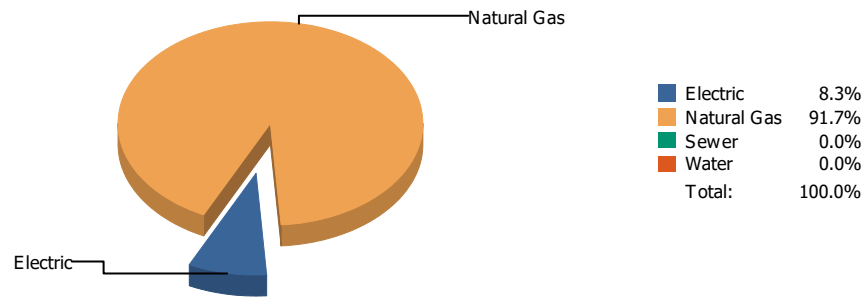


Cost

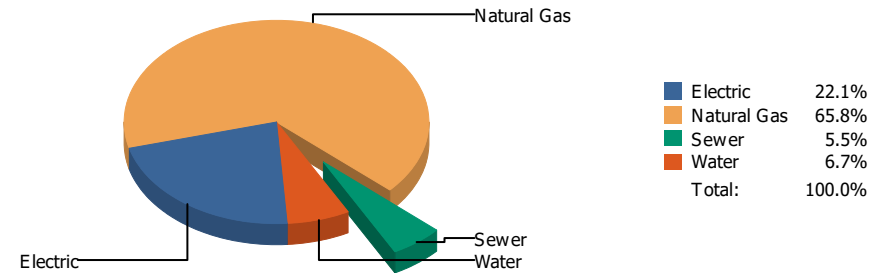


Commodity	Common Use	Energy Use	Energy Use / Area	Total Cost	Cost / Unit	Cost / Area
Place: [NIXON] L.A. NIXON 161 [BUILDING] Area: 76,873 SqFt Billing Period: Feb 2021						
ELECTRIC	37,520.00 kWh	128,018 KBtu	1.665 KBtu/SqFt	\$3,891.49	\$0.104 /kWh	\$0.051 /SqFt
NATURALGAS	2,612.00 CCF	269,036 KBtu	3.500 KBtu/SqFt	\$1,645.35	\$0.630 /CCF	\$0.021 /SqFt
SEWER	70.00 CCF			\$574.83	\$8.212 /CCF	\$0.007 /SqFt
WATER	63.00 CCF			\$487.86	\$7.744 /CCF	\$0.006 /SqFt
Totals:		397,054 KBtu	5.165 KBtu/SqFt	\$6,599.53		

Energy

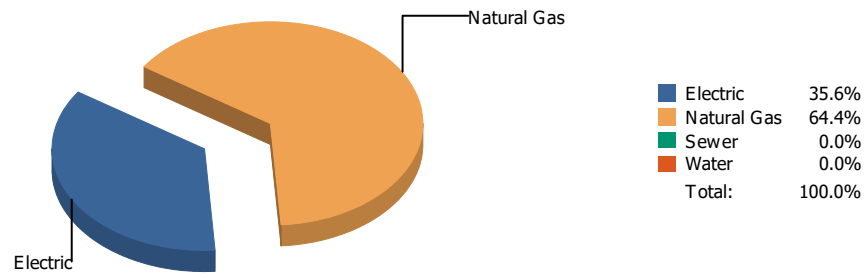


Cost

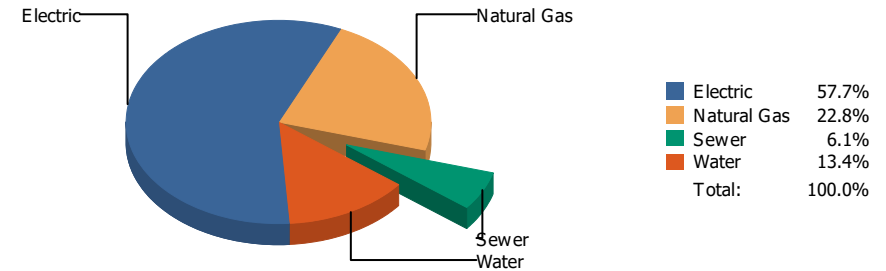


Commodity	Common Use	Energy Use	Energy Use / Area	Total Cost	Cost / Unit	Cost / Area
Place: [OCC-CTR] OCCUPATIONAL CTR. [BUILDING]						
Area: 11,845 SqFt						
Billing Period: Feb 2021						
ELECTRIC	5,300.00 kWh	18,084 KBtu	1.527 KBtu/SqFt	\$383.39	\$0.072 /kWh	\$0.032 /SqFt
NATURALGAS	1,948.00 CCF	200,644 KBtu	16.939 KBtu/SqFt	\$1,142.19	\$0.586 /CCF	\$0.096 /SqFt
SEWER	5.00 CCF			\$94.86	\$18.972 /CCF	\$0.008 /SqFt
WATER	6.00 CCF			\$116.45	\$19.408 /CCF	\$0.010 /SqFt
Totals:		218,728 KBtu	18.466 KBtu/SqFt	\$1,736.89		

Energy

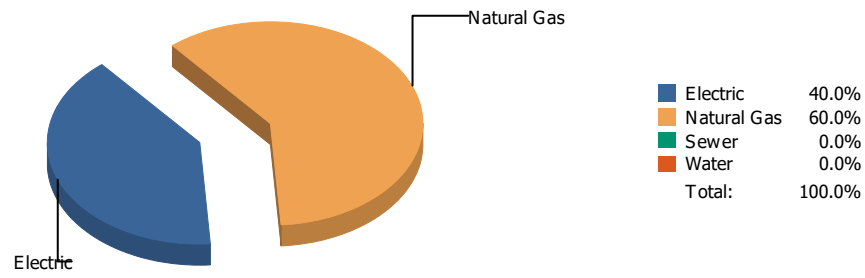


Cost

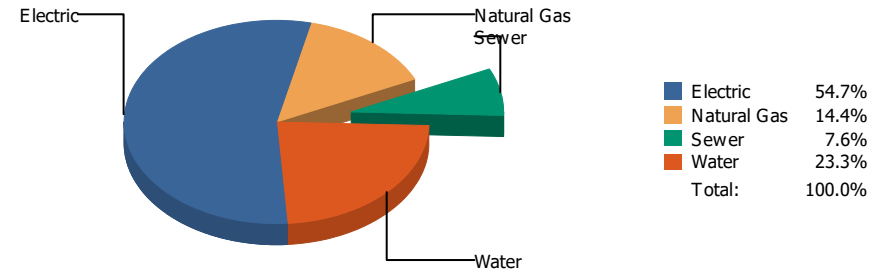


Commodity	Common Use	Energy Use	Energy Use / Area	Total Cost	Cost / Unit	Cost / Area
Place: [PARK] PARK 134 [BUILDING] Area: 63,609 SqFt Billing Period: Feb 2021						
ELECTRIC	39,614.00 kWh	135,163 KBtu	2.125 KBtu/SqFt	\$3,881.26	\$0.098 /kWh	\$0.061 /SqFt
NATURALGAS	2,378.00 CCF	244,934 KBtu	3.851 KBtu/SqFt	\$1,532.10	\$0.644 /CCF	\$0.024 /SqFt
SEWER	54.00 CCF			\$412.24	\$7.634 /CCF	\$0.006 /SqFt
WATER	184.00 CCF			\$900.90	\$4.896 /CCF	\$0.014 /SqFt
Totals:		380,097 KBtu	5.976 KBtu/SqFt	\$6,726.50		

Energy

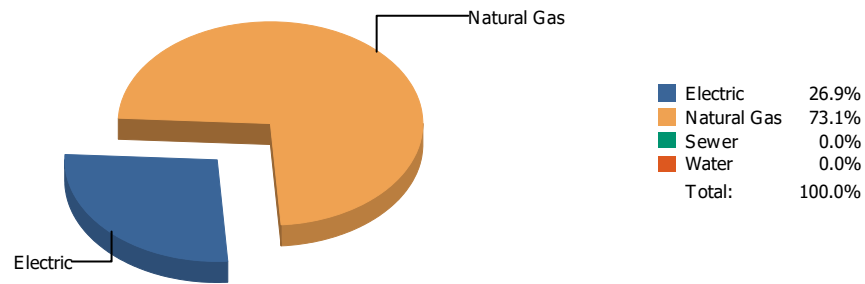


Cost

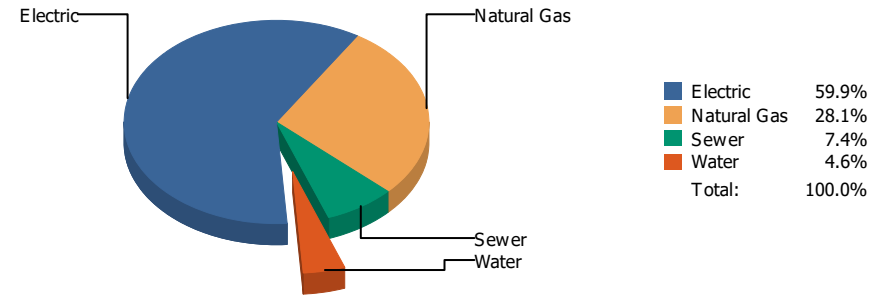


Commodity	Common Use	Energy Use	Energy Use / Area	Total Cost	Cost / Unit	Cost / Area
Place: [PAUL-MORENO_1] PAUL MORENO 167 [BUILDING]						
Area: 87,824 SqFt						
Billing Period: Feb 2021						
ELECTRIC	37,800.00 kWh	128,974 KBtu	1.469 KBtu/SqFt	\$4,829.91	\$0.128 /kWh	\$0.055 /SqFt
NATURALGAS	1,876.00 CCF	193,228 KBtu	2.200 KBtu/SqFt	\$1,276.35	\$0.680 /CCF	\$0.015 /SqFt
SEWER	164.00 CCF			\$672.10	\$4.098 /CCF	\$0.008 /SqFt
WATER	244.00 CCF			\$2,054.76	\$8.421 /CCF	\$0.023 /SqFt
Totals:		322,202 KBtu	3.669 KBtu/SqFt	\$8,833.12		

Energy

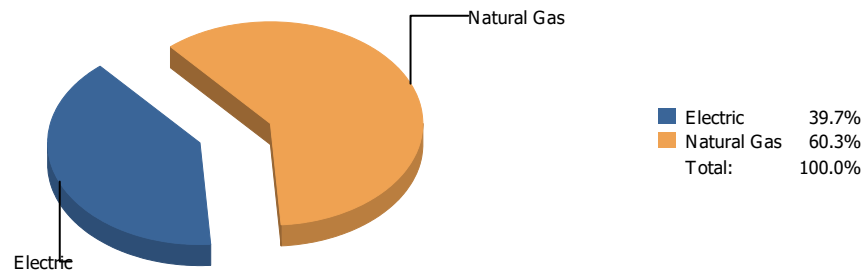


Cost

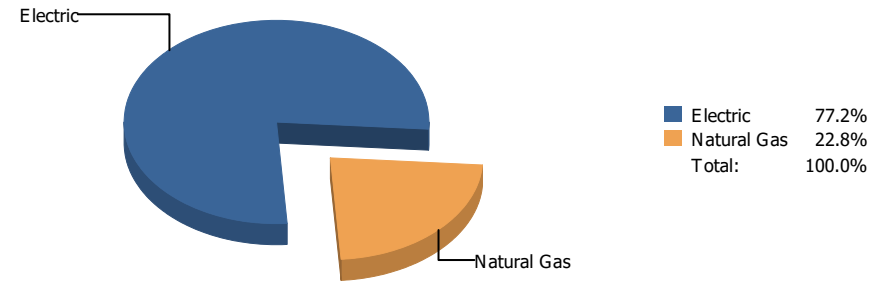


Commodity	Common Use	Energy Use	Energy Use / Area	Total Cost	Cost / Unit	Cost / Area
Place: [POLK] POLK 159 [BUILDING] Area: 67,321 SqFt Billing Period: Feb 2021						
ELECTRIC	39,120.00 kWh	133,477 KBtu	1.983 KBtu/SqFt	\$4,489.98	\$0.115 /kWh	\$0.067 /SqFt
NATURALGAS	3,528.00 CCF	363,384 KBtu	5.398 KBtu/SqFt	\$2,104.72	\$0.597 /CCF	\$0.031 /SqFt
SEWER	150.00 CCF			\$557.80	\$3.719 /CCF	\$0.008 /SqFt
WATER	45.00 CCF			\$341.48	\$7.588 /CCF	\$0.005 /SqFt
Totals:		496,861 KBtu	7.380 KBtu/SqFt	\$7,493.98		

Energy

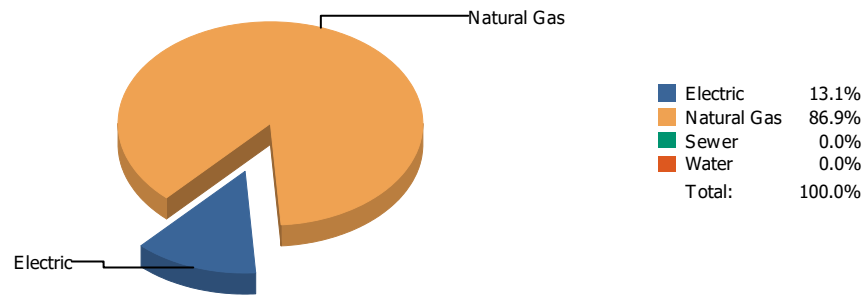


Cost

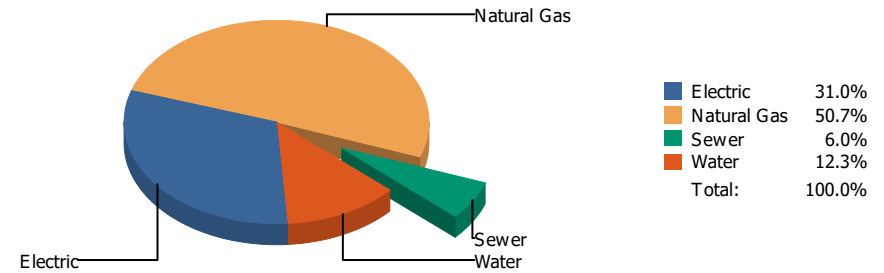


Commodity	Common Use	Energy Use	Energy Use / Area	Total Cost	Cost / Unit	Cost / Area
Place: [POWELL_2] POWELL 175 [BUILDING]						
Area: 79,770 SqFt						
Billing Period: Feb 2021						
ELECTRIC	40,800.00 kWh	139,210 KBtu	1.745 KBtu/SqFt	\$4,045.46	\$0.099 /kWh	\$0.051 /SqFt
NATURALGAS	2,050.00 CCF	211,150 KBtu	2.647 KBtu/SqFt	\$1,194.81	\$0.583 /CCF	\$0.015 /SqFt
Totals:		350,360 KBtu	4.392 KBtu/SqFt	\$5,240.27		

Energy

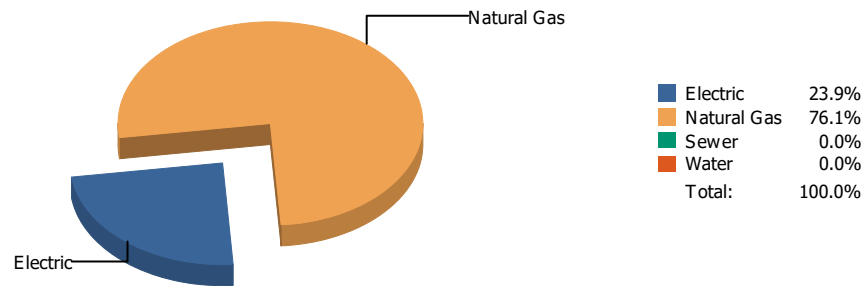


Cost

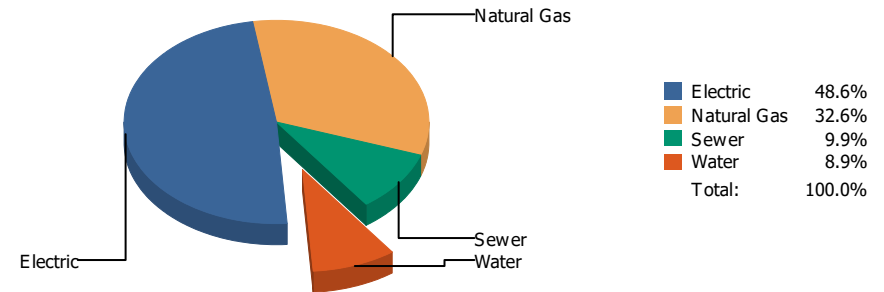


Commodity	Common Use	Energy Use	Energy Use / Area	Total Cost	Cost / Unit	Cost / Area
Place: [PROFESSIONAL-DEV] EPISD PROF DEVELOPMENT CENTER931 [BUILDING]						
Area: 18,400 SqFt						
Billing Period: Feb 2021						
ELECTRIC	8,280.00 kWh	28,251 KBtu	1.535 KBtu/SqFt	\$662.51	\$0.080 /kWh	\$0.036 /SqFt
NATURALGAS	1,827.00 CCF	188,181 KBtu	10.227 KBtu/SqFt	\$1,082.03	\$0.592 /CCF	\$0.059 /SqFt
SEWER	20.00 CCF			\$127.26	\$6.363 /CCF	\$0.007 /SqFt
WATER	63.00 CCF			\$262.66	\$4.169 /CCF	\$0.014 /SqFt
Totals:		216,432 KBtu	11.763 KBtu/SqFt	\$2,134.46		

Energy

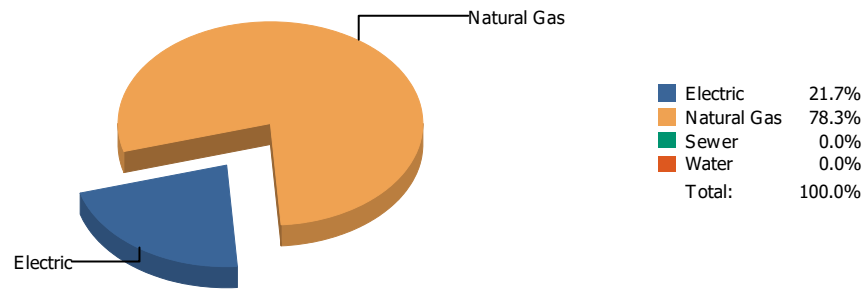


Cost

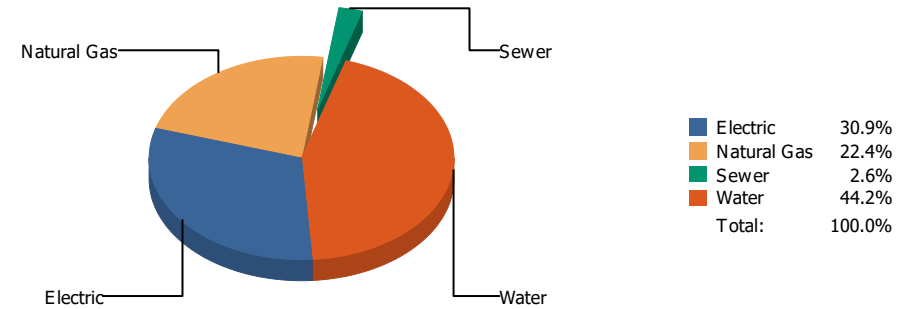


Commodity	Common Use	Energy Use	Energy Use / Area	Total Cost	Cost / Unit	Cost / Area
Place: [PUTNAM] PUTNAM 135 [BUILDING] Area: 61,978 SqFt Billing Period: Feb 2021						
ELECTRIC	24,784.00 kWh	84,563 KBtu	1.364 KBtu/SqFt	\$2,461.06	\$0.099 /kWh	\$0.040 /SqFt
NATURALGAS	2,620.00 CCF	269,860 KBtu	4.354 KBtu/SqFt	\$1,652.06	\$0.631 /CCF	\$0.027 /SqFt
SEWER	123.00 CCF			\$499.33	\$4.060 /CCF	\$0.008 /SqFt
WATER	114.00 CCF			\$448.88	\$3.938 /CCF	\$0.007 /SqFt
Totals:		354,423 KBtu	5.719 KBtu/SqFt	\$5,061.33		

Energy

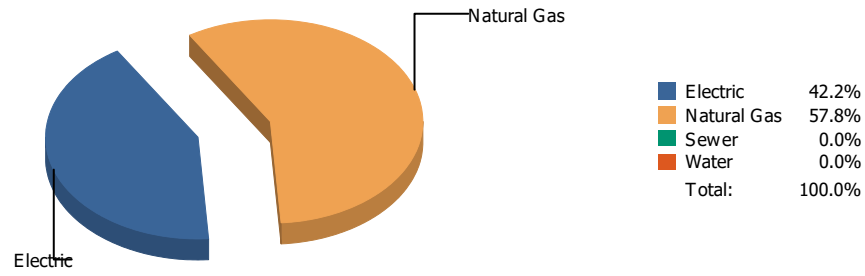


Cost

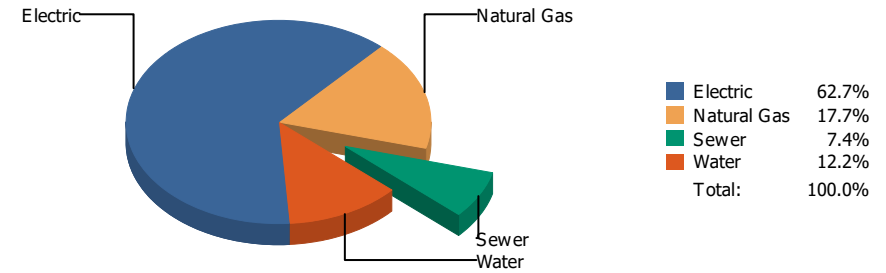


Commodity	Common Use	Energy Use	Energy Use / Area	Total Cost	Cost / Unit	Cost / Area
Place: [RICHARDS] RICHARDSON [BUILDING]						
Area: 115,872 SqFt						
Billing Period: Feb 2021						
ELECTRIC	62,400.00 kWh	212,909 KBtu	1.837 KBtu/SqFt	\$5,369.63	\$0.086 /kWh	\$0.046 /SqFt
NATURALGAS	7,463.00 CCF	768,689 KBtu	6.634 KBtu/SqFt	\$3,891.01	\$0.521 /CCF	\$0.034 /SqFt
SEWER	102.00 CCF			\$454.12	\$4.452 /CCF	\$0.004 /SqFt
WATER	933.00 CCF			\$7,686.63	\$8.239 /CCF	\$0.066 /SqFt
Totals:		981,598 KBtu	8.471 KBtu/SqFt	\$17,401.39		

Energy

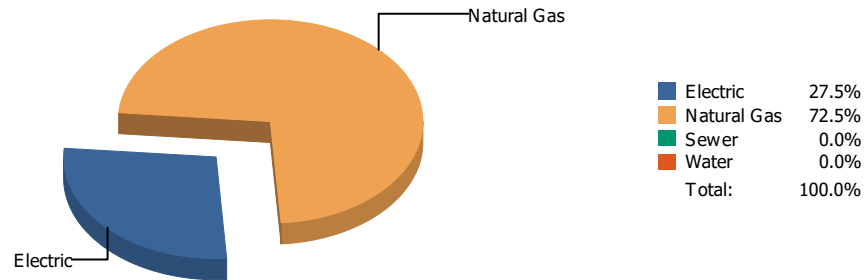


Cost

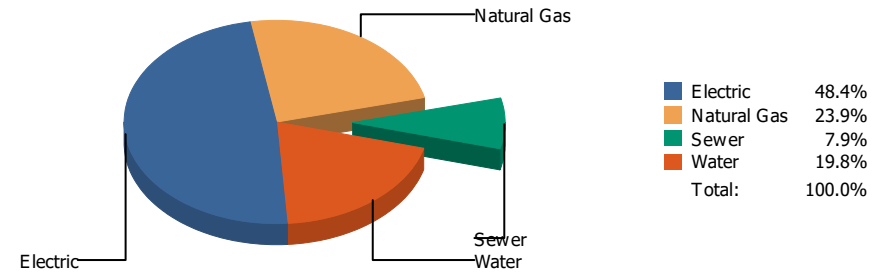


Commodity	Common Use	Energy Use	Energy Use / Area	Total Cost	Cost / Unit	Cost / Area
Place: [RIVERA] RIVERA 156 [BUILDING] Area: 77,562 SqFt Billing Period: Feb 2021						
ELECTRIC	42,197.00 kWh	143,976 KBtu	1.856 KBtu/SqFt	\$4,584.47	\$0.109 /kWh	\$0.059 /SqFt
NATURALGAS	1,918.00 CCF	197,554 KBtu	2.547 KBtu/SqFt	\$1,295.94	\$0.676 /CCF	\$0.017 /SqFt
SEWER	95.00 CCF			\$544.77	\$5.734 /CCF	\$0.007 /SqFt
WATER	115.00 CCF			\$891.52	\$7.752 /CCF	\$0.011 /SqFt
Totals:		341,530 KBtu	4.403 KBtu/SqFt	\$7,316.70		

Energy

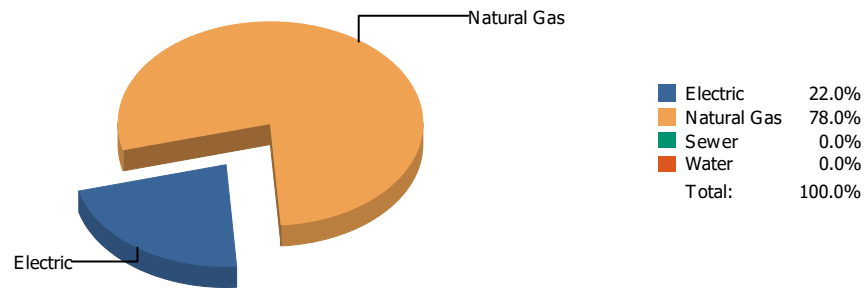


Cost

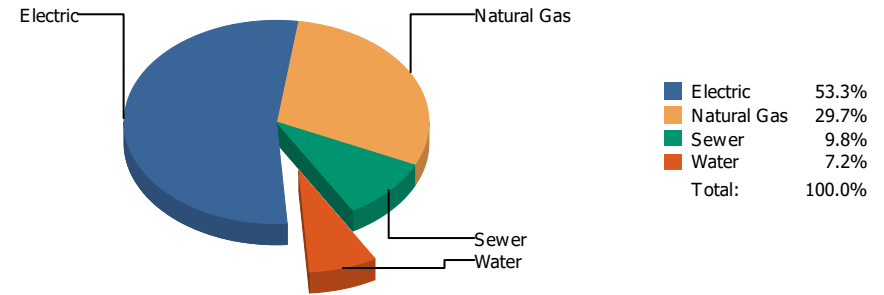


Commodity	Common Use	Energy Use	Energy Use / Area	Total Cost	Cost / Unit	Cost / Area
Place: [ROBERTS] ROBERTS 136 [BUILDING]						
Area: 81,457 SqFt						
Billing Period: Feb 2021						
ELECTRIC	35,140.00 kWh	119,898 KBtu	1.472 KBtu/SqFt	\$3,439.58	\$0.098 /kWh	\$0.042 /SqFt
NATURALGAS	3,064.00 CCF	315,592 KBtu	3.874 KBtu/SqFt	\$1,697.03	\$0.554 /CCF	\$0.021 /SqFt
SEWER	152.00 CCF			\$562.12	\$3.698 /CCF	\$0.007 /SqFt
WATER	355.00 CCF			\$1,404.03	\$3.955 /CCF	\$0.017 /SqFt
Totals:		435,490 KBtu	5.346 KBtu/SqFt	\$7,102.76		

Energy

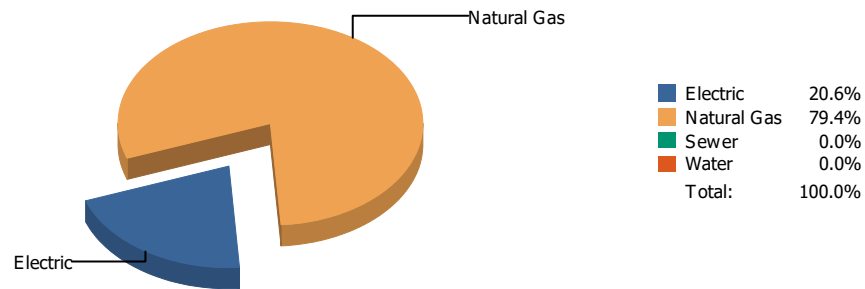


Cost

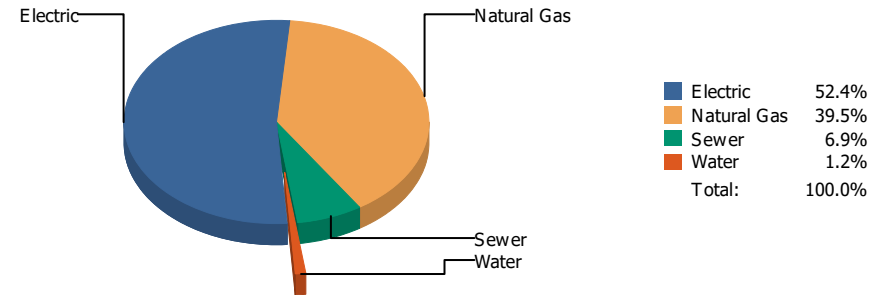


Commodity	Common Use	Energy Use	Energy Use / Area	Total Cost	Cost / Unit	Cost / Area
Place: [ROSS] ROSS 042 [BUILDING] Area: 131,497 SqFt Billing Period: Feb 2021						
ELECTRIC	40,855.00 kWh	139,397 KBtu	1.060 KBtu/SqFt	\$4,582.81	\$0.112 /kWh	\$0.035 /SqFt
NATURALGAS	4,789.00 CCF	493,267 KBtu	3.751 KBtu/SqFt	\$2,554.64	\$0.533 /CCF	\$0.019 /SqFt
SEWER	282.00 CCF			\$842.92	\$2.989 /CCF	\$0.006 /SqFt
WATER	165.00 CCF			\$623.48	\$3.779 /CCF	\$0.005 /SqFt
Totals:		632,664 KBtu	4.811 KBtu/SqFt	\$8,603.85		

Energy

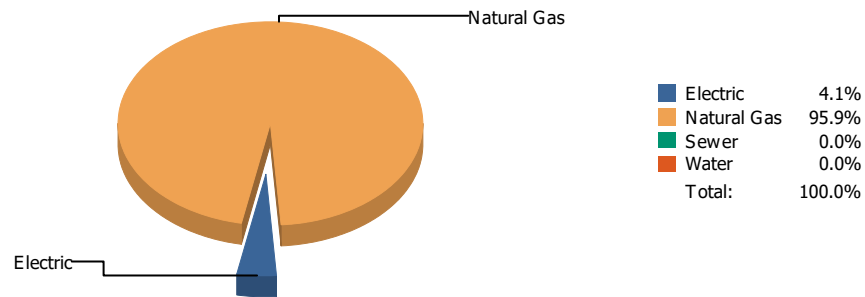


Cost

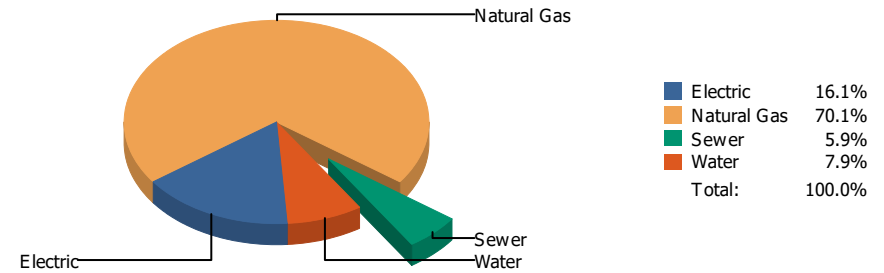


Commodity	Common Use	Energy Use	Energy Use / Area	Total Cost	Cost / Unit	Cost / Area
Place: [RUSK] RUSK 138 [BUILDING] Area: 67,240 SqFt Billing Period: Feb 2021						
ELECTRIC	23,197.00 kWh	79,148 KBtu	1.177 KBtu/SqFt	\$2,418.93	\$0.104 /kWh	\$0.036 /SqFt
NATURALGAS	2,966.00 CCF	305,498 KBtu	4.543 KBtu/SqFt	\$1,824.78	\$0.615 /CCF	\$0.027 /SqFt
SEWER	50.00 CCF			\$319.54	\$6.391 /CCF	\$0.005 /SqFt
WATER	2.00 CCF			\$55.04	\$27.520 /CCF	\$0.001 /SqFt
Totals:		384,646 KBtu	5.720 KBtu/SqFt	\$4,618.29		

Energy



Cost



Commodity	Common Use	Energy Use	Energy Use / Area	Total Cost	Cost / Unit	Cost / Area
Place: [SAN-JAC] SAN JACINTO 139 [BUILDING]						
Area: 29,589 SqFt						
Billing Period: Feb 2021						
ELECTRIC	3,800.00 kWh	12,966 KBtu	0.438 KBtu/SqFt	\$372.78	\$0.098 /kWh	\$0.013 /SqFt
NATURALGAS	2,911.00 CCF	299,833 KBtu	10.133 KBtu/SqFt	\$1,620.82	\$0.557 /CCF	\$0.055 /SqFt
SEWER	14.00 CCF			\$136.01	\$9.715 /CCF	\$0.005 /SqFt
WATER	28.00 CCF			\$183.75	\$6.563 /CCF	\$0.006 /SqFt
Totals:		312,799 KBtu	10.571 KBtu/SqFt	\$2,313.36		

Energy

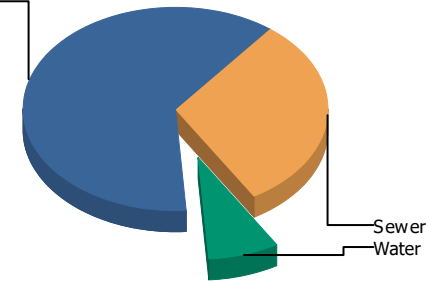
Electric



Electric 100.0%
 Sewer 0.0%
 Water 0.0%
 Total: 100.0%

Cost

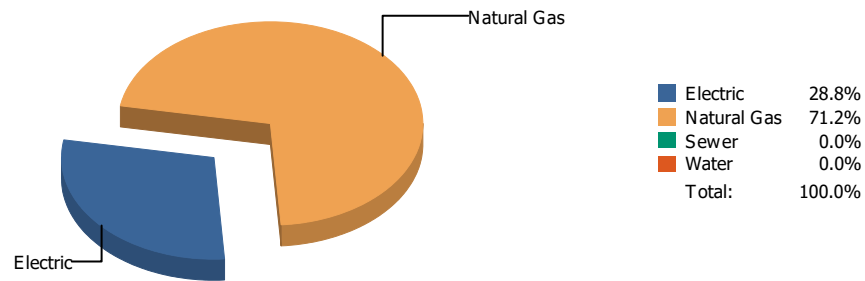
Electric



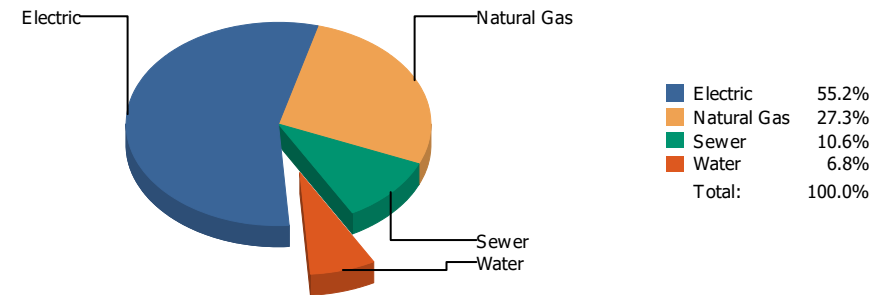
Electric 61.5%
 Sewer 31.1%
 Water 7.4%
 Total: 100.0%

Commodity	Common Use	Energy Use	Energy Use / Area	Total Cost	Cost / Unit	Cost / Area
Place: [SCHUSTER] SCHUSTER 140 [BUILDING]						
Area: 34,371 SqFt						
Billing Period: Feb 2021						
ELECTRIC	160.00 kWh	546 KBtu	0.016 KBtu/SqFt	\$209.44	\$1.309 /kWh	\$0.006 /SqFt
SEWER	0.00 CCF			\$105.77	\$0.000 /CCF	\$0.003 /SqFt
WATER	0.00 CCF			\$25.17	\$0.000 /CCF	\$0.001 /SqFt
Totals:		546 KBtu	0.016 KBtu/SqFt	\$340.38		

Energy

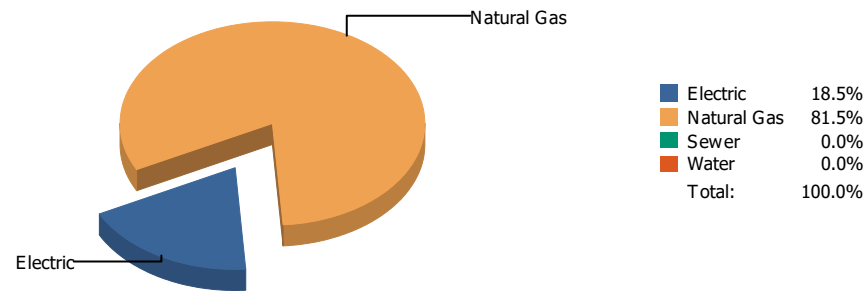


Cost

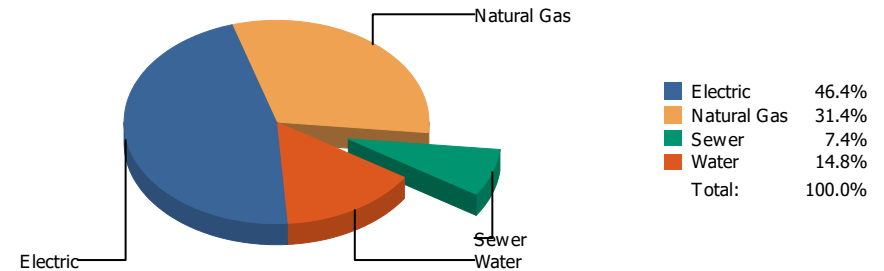


Commodity	Common Use	Energy Use	Energy Use / Area	Total Cost	Cost / Unit	Cost / Area
Place: [STANTON] STANTON 141 [BUILDING] Area: 75,957 SqFt Billing Period: Feb 2021						
ELECTRIC	23,971.00 kWh	81,789 KBtu	1.077 KBtu/SqFt	\$2,671.00	\$0.111 /kWh	\$0.035 /SqFt
NATURALGAS	1,962.00 CCF	202,086 KBtu	2.661 KBtu/SqFt	\$1,320.92	\$0.673 /CCF	\$0.017 /SqFt
SEWER	149.00 CCF			\$511.67	\$3.434 /CCF	\$0.007 /SqFt
WATER	57.00 CCF			\$330.81	\$5.804 /CCF	\$0.004 /SqFt
Totals:		283,875 KBtu	3.737 KBtu/SqFt	\$4,834.40		

Energy

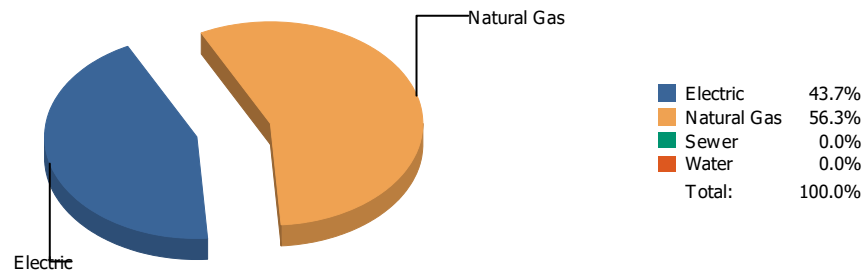


Cost

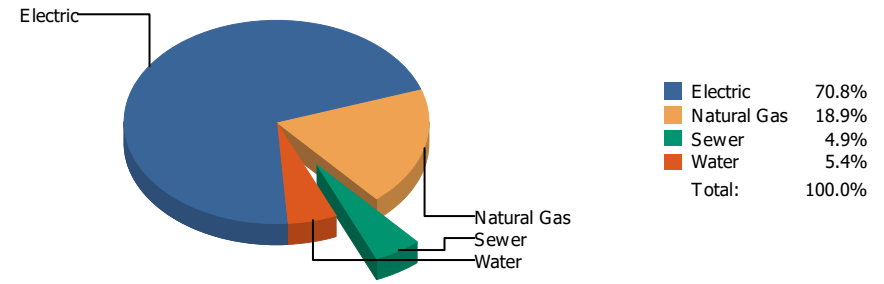


Commodity	Common Use	Energy Use	Energy Use / Area	Total Cost	Cost / Unit	Cost / Area
Place: [SUNRISEMOUNT] SUNRISE MOUNTAIN ELEMENTARY 150 [BUILDING]						
Area: 78,368 SqFt						
Billing Period: Feb 2021						
ELECTRIC	30,210.00 kWh	103,077 KBtu	1.315 KBtu/SqFt	\$3,505.83	\$0.116 /kWh	\$0.045 /SqFt
NATURALGAS	4,404.00 CCF	453,612 KBtu	5.788 KBtu/SqFt	\$2,367.32	\$0.538 /CCF	\$0.030 /SqFt
SEWER	54.00 CCF			\$560.81	\$10.385 /CCF	\$0.007 /SqFt
WATER	118.00 CCF			\$1,114.84	\$9.448 /CCF	\$0.014 /SqFt
Totals:		556,689 KBtu	7.104 KBtu/SqFt	\$7,548.80		

Energy

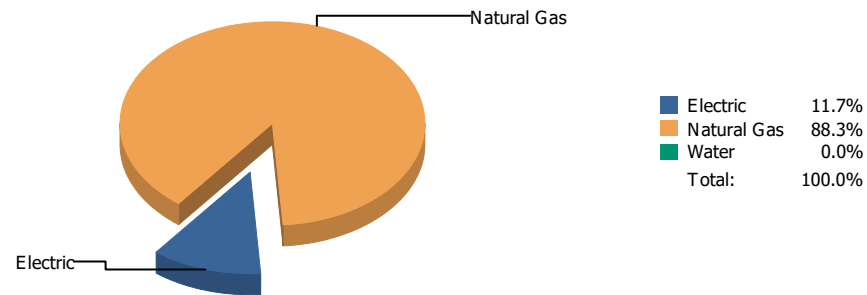


Cost

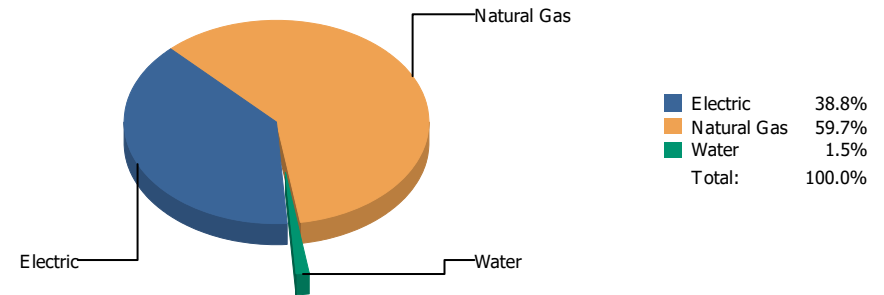


Commodity	Common Use	Energy Use	Energy Use / Area	Total Cost	Cost / Unit	Cost / Area
Place: [SUNSET-HIGH_1] SUNSET HIGH SCHOOL [BUILDING]						
Area: 33,263 SqFt						
Billing Period: Feb 2021						
ELECTRIC	25,440.00 kWh	86,801 KBtu	2.610 KBtu/SqFt	\$2,677.57	\$0.105 /kWh	\$0.080 /SqFt
NATURALGAS	1,084.00 CCF	111,652 KBtu	3.357 KBtu/SqFt	\$713.84	\$0.659 /CCF	\$0.021 /SqFt
SEWER	37.00 CCF			\$185.69	\$5.019 /CCF	\$0.006 /SqFt
WATER	36.00 CCF			\$202.55	\$5.626 /CCF	\$0.006 /SqFt
Totals:		198,453 KBtu	5.966 KBtu/SqFt	\$3,779.65		

Energy

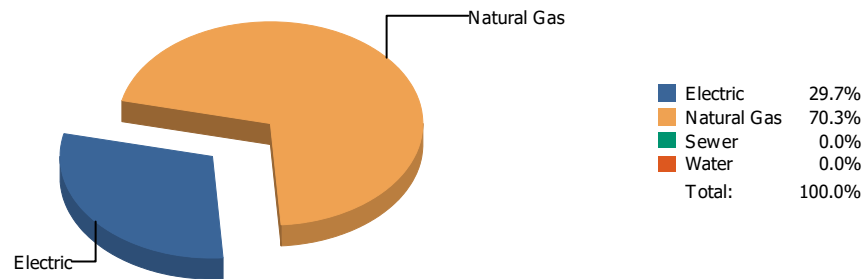


Cost

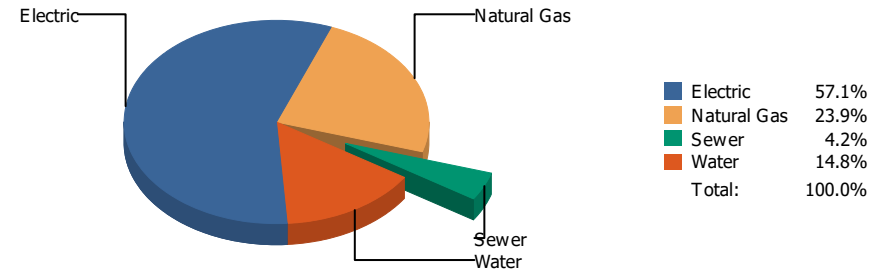


Commodity	Common Use	Energy Use	Energy Use / Area	Total Cost	Cost / Unit	Cost / Area
Place: [TERRACE] TERRACE HILLS 048 [BUILDING] Area: 138,021 SqFt Billing Period: Feb 2021						
ELECTRIC	16,350.00 kWh	55,786 KBtu	0.404 KBtu/SqFt	\$1,546.20	\$0.095 /kWh	\$0.011 /SqFt
NATURALGAS	4,082.00 CCF	420,446 KBtu	3.046 KBtu/SqFt	\$2,380.78	\$0.583 /CCF	\$0.017 /SqFt
WATER	0.00 CCF			\$59.49	\$0.000 /CCF	\$0.000 /SqFt
Totals:		476,232 KBtu	3.450 KBtu/SqFt	\$3,986.47		

Energy

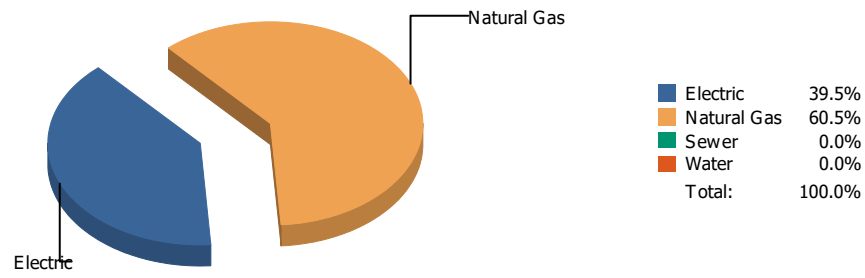


Cost

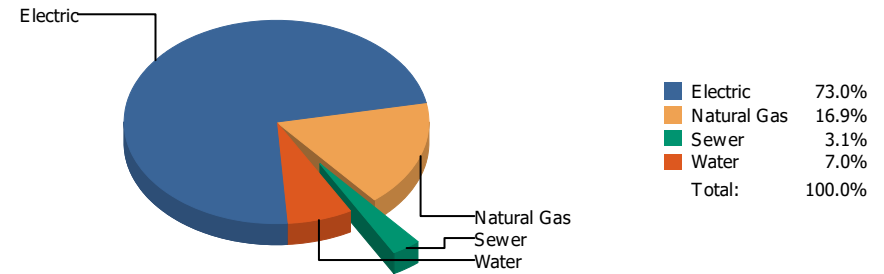


Commodity	Common Use	Energy Use	Energy Use / Area	Total Cost	Cost / Unit	Cost / Area
Place: [TIPPENELEMENTARY] TIPPIN ELEMENTARY 168 [BUILDING]						
Area: 88,360 SqFt						
Billing Period: Feb 2021						
ELECTRIC	55,800.00 kWh	190,390 KBtu	2.155 KBtu/SqFt	\$5,603.61	\$0.100 /kWh	\$0.063 /SqFt
NATURALGAS	4,366.00 CCF	449,698 KBtu	5.089 KBtu/SqFt	\$2,344.42	\$0.537 /CCF	\$0.027 /SqFt
SEWER	85.00 CCF			\$417.40	\$4.911 /CCF	\$0.005 /SqFt
WATER	181.00 CCF			\$1,456.48	\$8.047 /CCF	\$0.016 /SqFt
Totals:		640,088 KBtu	7.244 KBtu/SqFt	\$9,821.91		

Energy

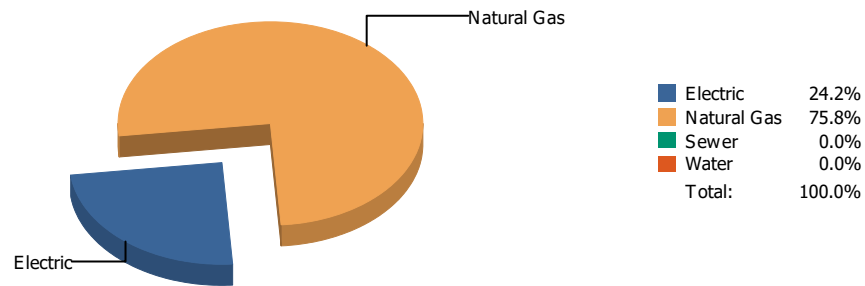


Cost

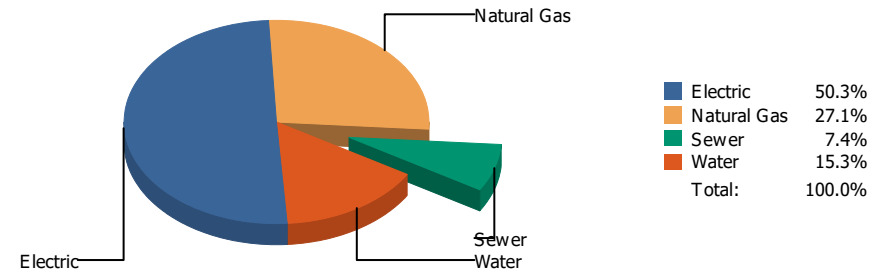


Commodity	Common Use	Energy Use	Energy Use / Area	Total Cost	Cost / Unit	Cost / Area
Place: [TOMLEA_2] TOM LEA 178 [BUILDING]						
Area: 88,828 SqFt						
Billing Period: Feb 2021						
ELECTRIC	76,200.00 kWh	259,994 KBtu	2.927 KBtu/SqFt	\$9,059.27	\$0.119 /kWh	\$0.102 /SqFt
NATURALGAS	3,869.00 CCF	398,507 KBtu	4.486 KBtu/SqFt	\$2,100.85	\$0.543 /CCF	\$0.024 /SqFt
SEWER	72.00 CCF			\$389.32	\$5.407 /CCF	\$0.004 /SqFt
WATER	140.00 CCF			\$866.96	\$6.193 /CCF	\$0.010 /SqFt
Totals:		658,501 KBtu	7.413 KBtu/SqFt	\$12,416.40		

Energy

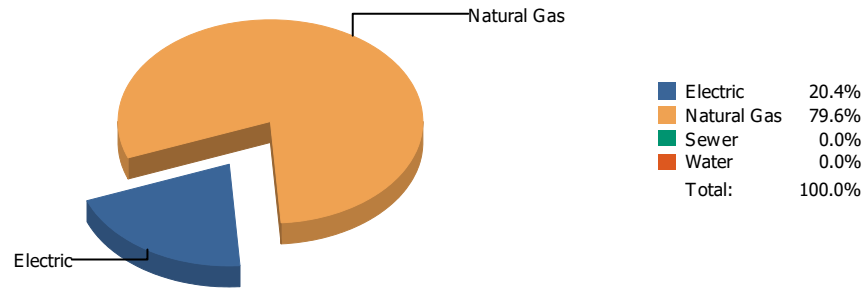


Cost

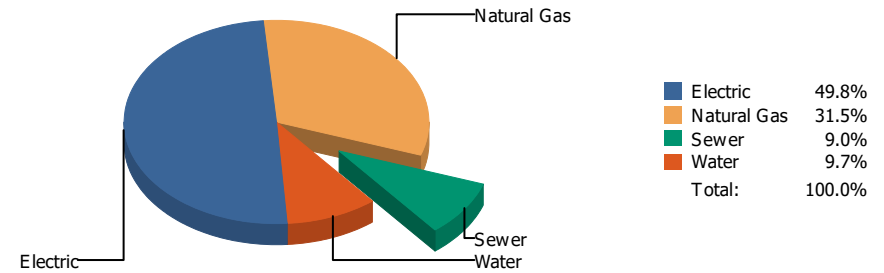


Commodity	Common Use	Energy Use	Energy Use / Area	Total Cost	Cost / Unit	Cost / Area
Place: [TRAVIS] TRAVIS 143 [BUILDING] Area: 78,925 SqFt Billing Period: Feb 2021						
ELECTRIC	20,283.00 kWh	69,206 KBtu	0.877 KBtu/SqFt	\$2,270.01	\$0.112 /kWh	\$0.029 /SqFt
NATURALGAS	2,106.00 CCF	216,918 KBtu	2.748 KBtu/SqFt	\$1,222.69	\$0.581 /CCF	\$0.015 /SqFt
SEWER	66.00 CCF			\$332.39	\$5.036 /CCF	\$0.004 /SqFt
WATER	104.00 CCF			\$691.81	\$6.652 /CCF	\$0.009 /SqFt
Totals:		286,124 KBtu	3.625 KBtu/SqFt	\$4,516.90		

Energy

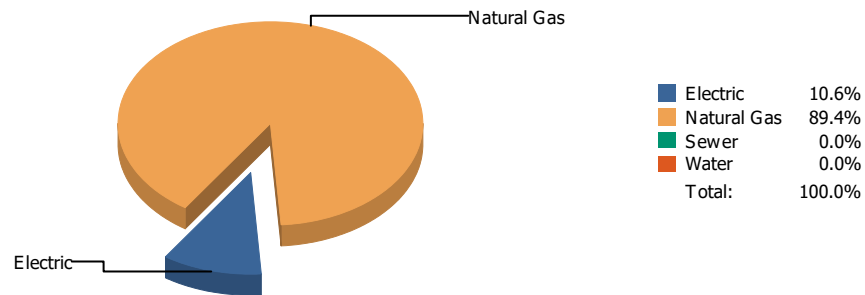


Cost

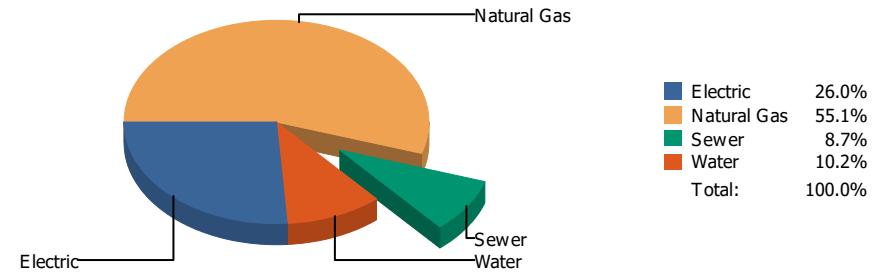


Commodity	Common Use	Energy Use	Energy Use / Area	Total Cost	Cost / Unit	Cost / Area
Place: [VILAS] VILAS 144 [BUILDING] Area: 66,992 SqFt Billing Period: Feb 2021						
ELECTRIC	24,422.00 kWh	83,328 KBtu	1.244 KBtu/SqFt	\$3,306.84	\$0.135 /kWh	\$0.049 /SqFt
NATURALGAS	3,164.00 CCF	325,892 KBtu	4.865 KBtu/SqFt	\$2,093.01	\$0.662 /CCF	\$0.031 /SqFt
SEWER	82.00 CCF			\$600.20	\$7.320 /CCF	\$0.009 /SqFt
WATER	101.00 CCF			\$645.44	\$6.390 /CCF	\$0.010 /SqFt
Totals:		409,220 KBtu	6.108 KBtu/SqFt	\$6,645.49		

Energy



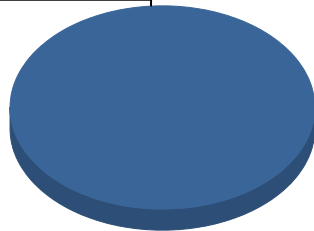
Cost



Commodity	Common Use	Energy Use	Energy Use / Area	Total Cost	Cost / Unit	Cost / Area
Place: [WAINWRIG] WAINWRIGHT 145 [BUILDING] Area: 38,227 SqFt Billing Period: Feb 2021						
ELECTRIC	8,017.00 kWh	27,354 KBtu	0.716 KBtu/SqFt	\$691.12	\$0.086 /kWh	\$0.018 /SqFt
NATURALGAS	2,247.00 CCF	231,441 KBtu	6.054 KBtu/SqFt	\$1,466.66	\$0.653 /CCF	\$0.038 /SqFt
SEWER	9.00 CCF			\$230.98	\$25.664 /CCF	\$0.006 /SqFt
WATER	15.00 CCF			\$271.15	\$18.077 /CCF	\$0.007 /SqFt
Totals:		258,795 KBtu	6.770 KBtu/SqFt	\$2,659.91		

Energy

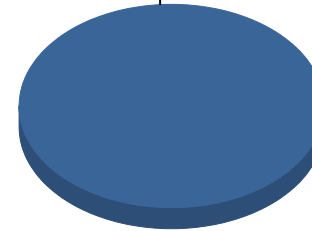
Electric



■ Electric 100.0%
Total: 100.0%

Cost

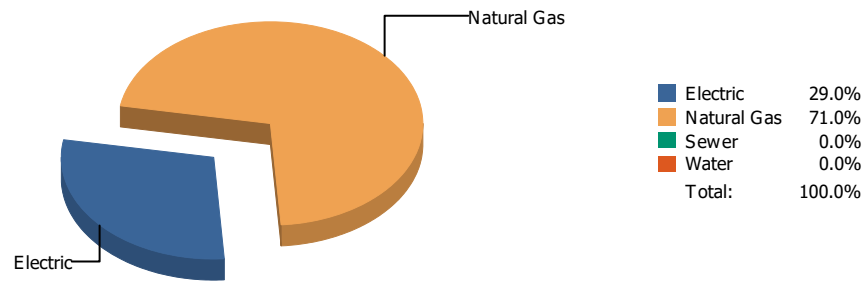
Electric



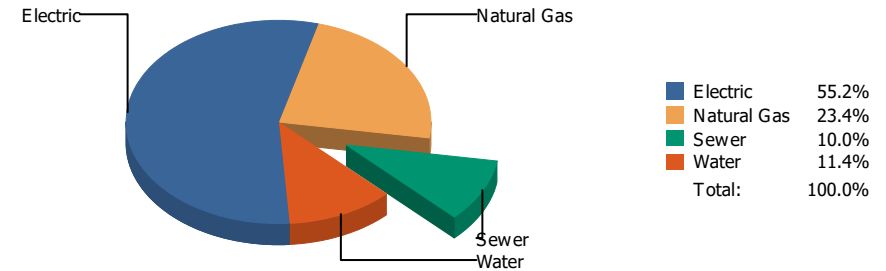
■ Electric 100.0%
Total: 100.0%

Commodity	Common Use	Energy Use	Energy Use / Area	Total Cost	Cost / Unit	Cost / Area
Place: [WESTSIDE] WESTSIDE TRANSPORTATION 951 [BUILDING]						
Area: 4,040 SqFt						
Billing Period: Feb 2021						
ELECTRIC	2,551.00 kWh	8,704 KBtu	2.154 KBtu/SqFt	\$288.13	\$0.113 /kWh	\$0.071 /SqFt
Totals:		8,704 KBtu	2.154 KBtu/SqFt	\$288.13		

Energy

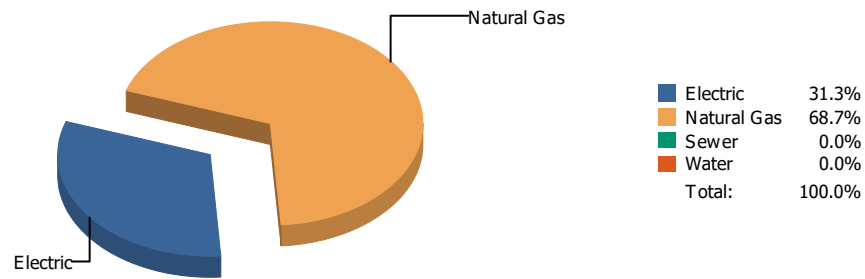


Cost

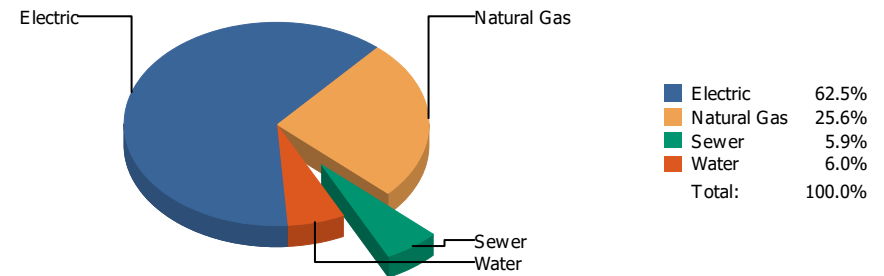


Commodity	Common Use	Energy Use	Energy Use / Area	Total Cost	Cost / Unit	Cost / Area
Place: [W-HILLS] WESTERN HILLS 146 [BUILDING] Area: 77,753 SqFt Billing Period: Feb 2021						
ELECTRIC	26,760.00 kWh	91,305 KBtu	1.174 KBtu/SqFt	\$2,965.68	\$0.111 /kWh	\$0.038 /SqFt
NATURALGAS	2,175.00 CCF	224,025 KBtu	2.881 KBtu/SqFt	\$1,257.05	\$0.578 /CCF	\$0.016 /SqFt
SEWER	81.00 CCF			\$535.07	\$6.606 /CCF	\$0.007 /SqFt
WATER	42.00 CCF			\$612.68	\$14.588 /CCF	\$0.008 /SqFt
Totals:		315,330 KBtu	4.056 KBtu/SqFt	\$5,370.48		

Energy

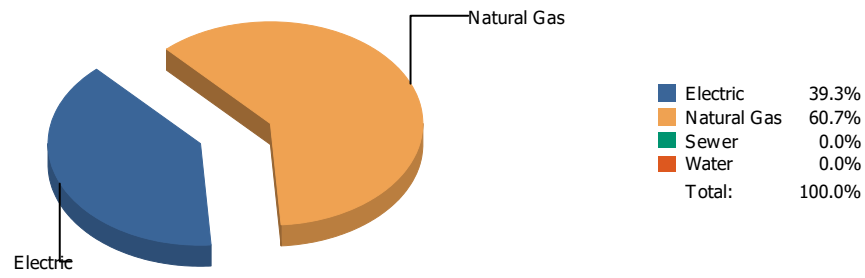


Cost

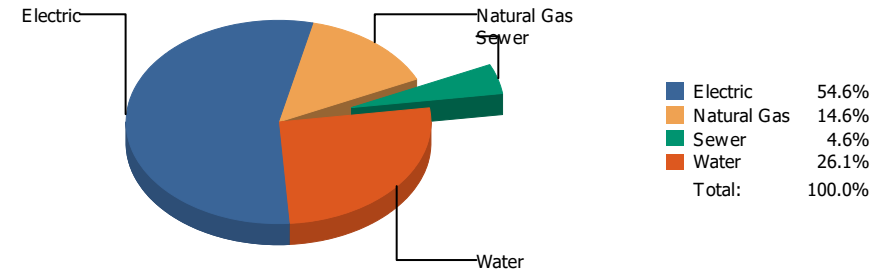


Commodity	Common Use	Energy Use	Energy Use / Area	Total Cost	Cost / Unit	Cost / Area
Place: [WHITAKER] WHITAKER 153 [BUILDING]						
Area: 89,458 SqFt						
Billing Period: Feb 2021						
ELECTRIC	48,600.00 kWh	165,823 KBtu	1.854 KBtu/SqFt	\$4,729.05	\$0.097 /kWh	\$0.053 /SqFt
NATURALGAS	3,541.00 CCF	364,723 KBtu	4.077 KBtu/SqFt	\$1,937.47	\$0.547 /CCF	\$0.022 /SqFt
SEWER	48.00 CCF			\$443.25	\$9.234 /CCF	\$0.005 /SqFt
WATER	31.00 CCF			\$457.75	\$14.766 /CCF	\$0.005 /SqFt
Totals:		530,546 KBtu	5.931 KBtu/SqFt	\$7,567.52		

Energy

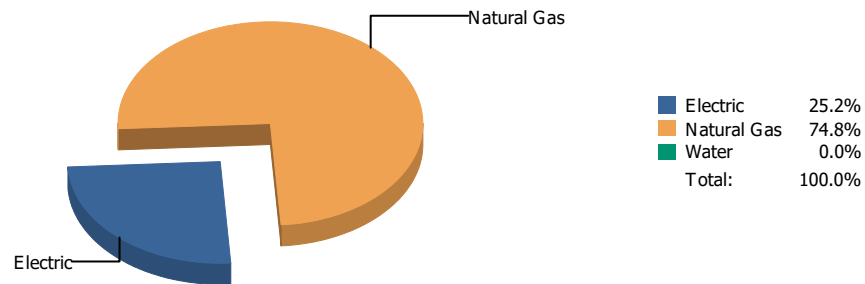


Cost

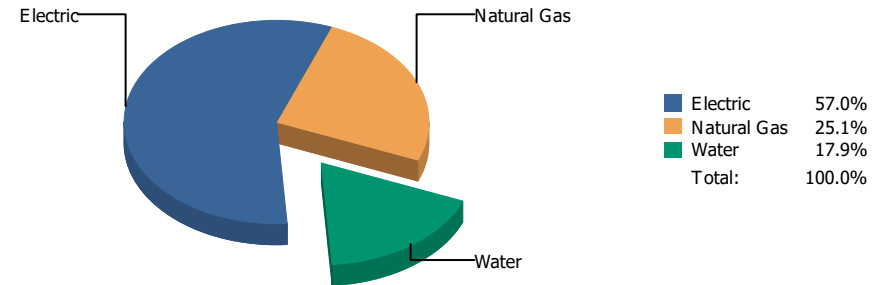


Commodity	Common Use	Energy Use	Energy Use / Area	Total Cost	Cost / Unit	Cost / Area
Place: [WHITE] ZACH WHITE ELEMENTARY NEW-1997 [BUILDING]						
Area: 92,458 SqFt						
Billing Period: Feb 2021						
ELECTRIC	34,200.00 kWh	116,690 KBtu	1.262 KBtu/SqFt	\$4,568.04	\$0.134 /kWh	\$0.049 /SqFt
NATURALGAS	1,752.00 CCF	180,456 KBtu	1.952 KBtu/SqFt	\$1,218.05	\$0.695 /CCF	\$0.013 /SqFt
SEWER	82.00 CCF			\$388.66	\$4.740 /CCF	\$0.004 /SqFt
WATER	337.00 CCF			\$2,186.30	\$6.488 /CCF	\$0.023 /SqFt
Totals:		297,146 KBtu	3.214 KBtu/SqFt	\$8,361.05		

Energy

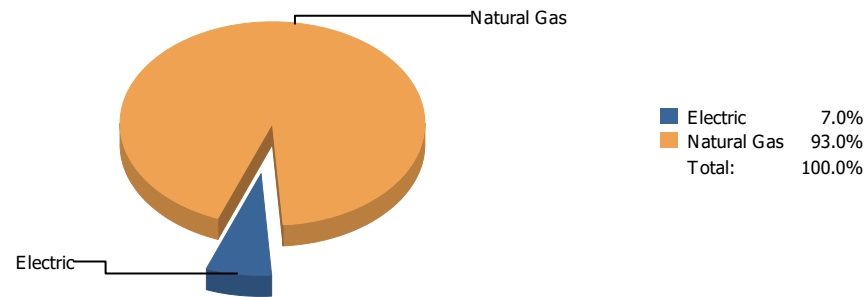


Cost

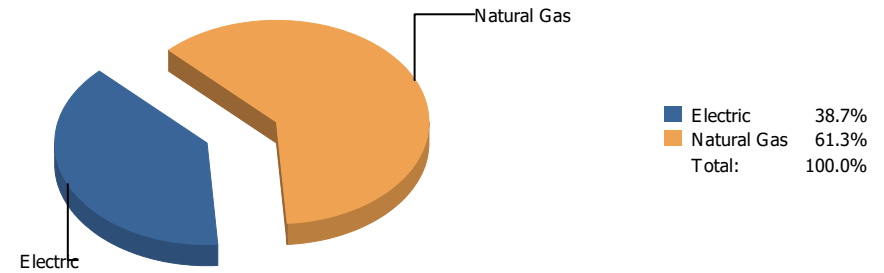


Commodity	Common Use	Energy Use	Energy Use / Area	Total Cost	Cost / Unit	Cost / Area
Place: [WIGGS] WIGGS 052 [BUILDING] Area: 110,689 SqFt Billing Period: Feb 2021						
ELECTRIC	27,800.00 kWh	94,854 KBtu	0.857 KBtu/SqFt	\$3,491.03	\$0.126 /kWh	\$0.032 /SqFt
NATURALGAS	2,736.00 CCF	281,808 KBtu	2.546 KBtu/SqFt	\$1,536.50	\$0.562 /CCF	\$0.014 /SqFt
WATER	142.00 CCF			\$1,094.20	\$7.706 /CCF	\$0.010 /SqFt
Totals:		376,662 KBtu	3.403 KBtu/SqFt	\$6,121.73		

Energy

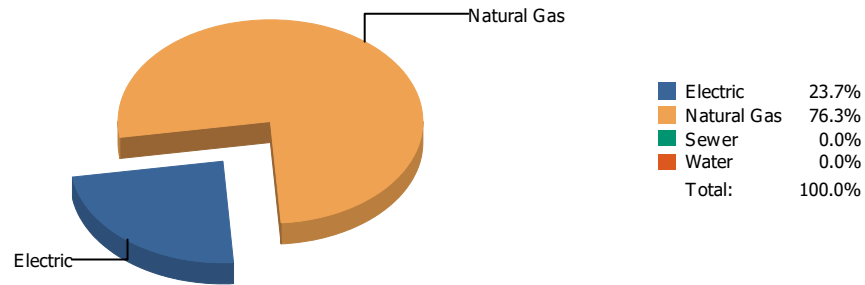


Cost

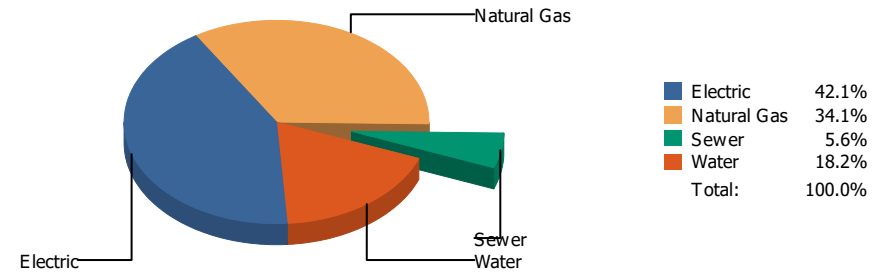


Commodity	Common Use	Energy Use	Energy Use / Area	Total Cost	Cost / Unit	Cost / Area
Place: [ZANEGREYWAREHOUSE] ZANE GREY WAREHOUSE [BUILDING]						
Area: 0 SqFt						
Billing Period: Feb 2021						
ELECTRIC	728.00 kWh	2,484 KBtu		\$207.13	\$0.285 /kWh	
NATURALGAS	319.00 CCF	32,857 KBtu		\$328.51	\$1.030 /CCF	
Totals:		35,341 KBtu		\$535.64		

Energy



Cost



Commodity	Common Use	Energy Use	Energy Use / Area	Total Cost	Cost / Unit	Cost / Area
Place: [ZAVALA] ZAVALA 148 [BUILDING]						
Area: 53,356 SqFt						
Billing Period: Feb 2021						
ELECTRIC	18,094.00 kWh	61,737 KBtu	1.157 KBtu/SqFt	\$1,456.90	\$0.081 /kWh	\$0.027 /SqFt
NATURALGAS	1,934.00 CCF	199,202 KBtu	3.733 KBtu/SqFt	\$1,180.89	\$0.611 /CCF	\$0.022 /SqFt
SEWER	40.00 CCF			\$192.17	\$4.804 /CCF	\$0.004 /SqFt
WATER	73.00 CCF			\$628.61	\$8.611 /CCF	\$0.012 /SqFt
Totals:		260,939 KBtu	4.891 KBtu/SqFt	\$3,458.57		