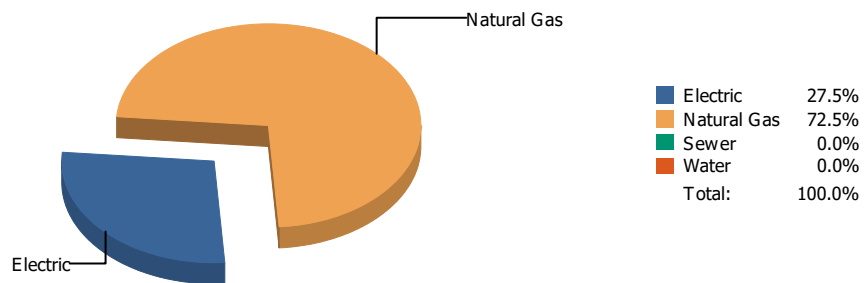
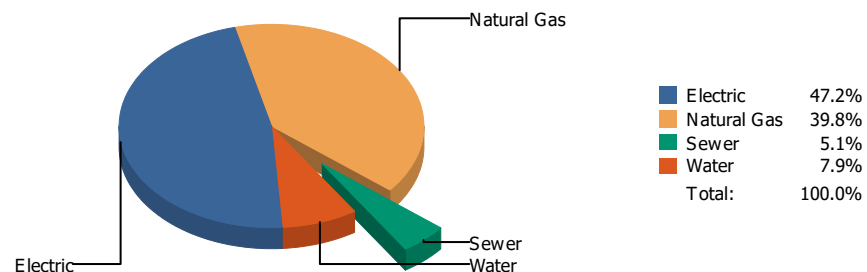


Energy



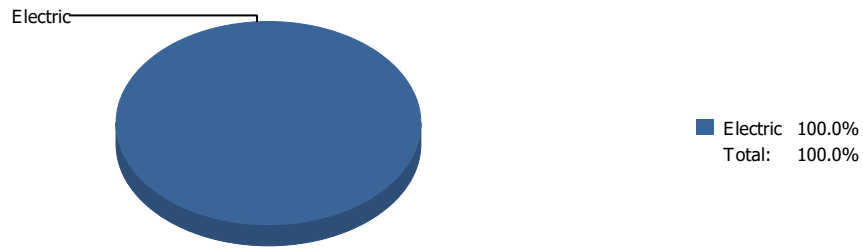
Cost



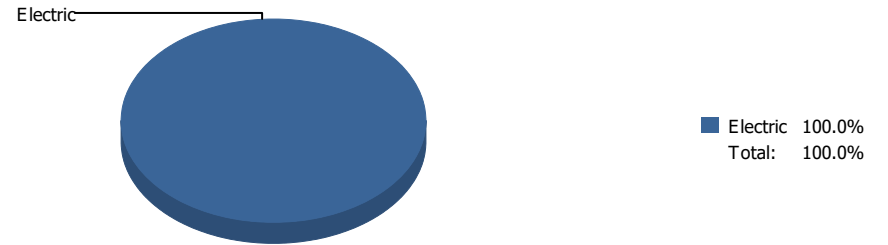
Commodity	Common Use	Energy Use	Energy Use / Area	Total Cost	Cost / Unit	Cost / Area
Place Summary Report						
Area: 10,184,015 SqFt						
Billing Period: Jan 2023						
ELECTRIC	4,270,268.00 kWh	14,570,154 KBtu	1.353 KBtu/SqFt	\$624,336.57	\$0.146 /kWh	\$0.058 /SqFt
NATURALGAS	373,317.00 CCF	38,451,651 KBtu	3.644 KBtu/SqFt	\$526,702.97	\$1.411 /CCF	\$0.050 /SqFt
SEWER	13,152.00 CCF			\$67,892.85	\$5.162 /CCF	\$0.006 /SqFt
WATER	19,016.00 CCF			\$105,193.13	\$5.532 /CCF	\$0.010 /SqFt
Totals:		53,021,805 KBtu	4.997 KBtu/SqFt	\$1,324,125.52		

* Please note per area calculations only include buildings with a floor area greater than 0.

Energy

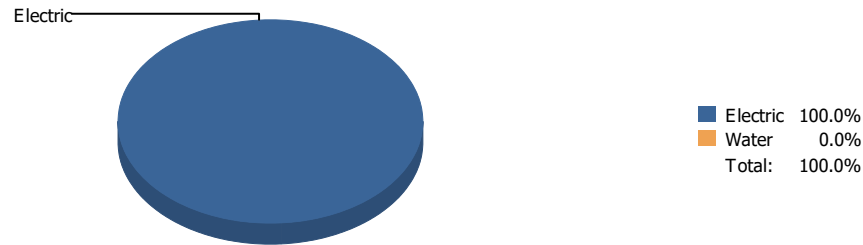


Cost

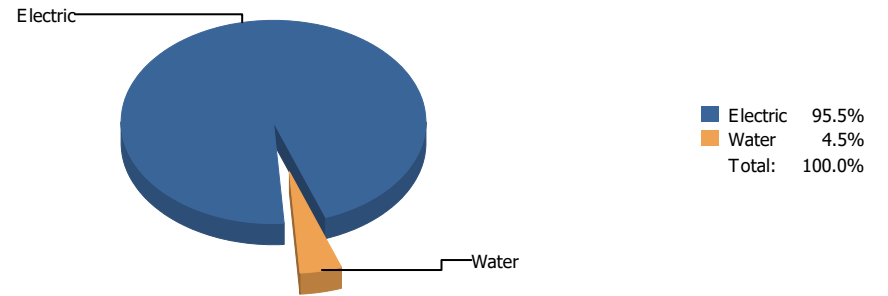


Commodity	Common Use	Energy Use	Energy Use / Area	Total Cost	Cost / Unit	Cost / Area
Place: [ALAMO] ALAMO 101 [BUILDING]						
Area: 58,978 SqFt						
Billing Period: Jan 2023						
ELECTRIC	3,600.00 kWh	12,283 KBtu	0.208 KBtu/SqFt	\$447.49	\$0.124 /kWh	\$0.008 /SqFt
Totals:		12,283 KBtu	0.208 KBtu/SqFt	\$447.49		

Energy

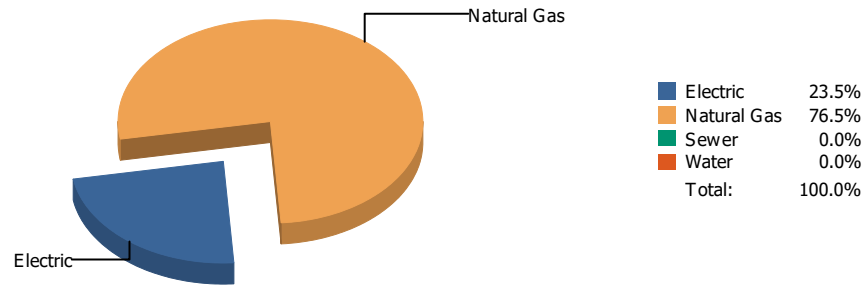


Cost

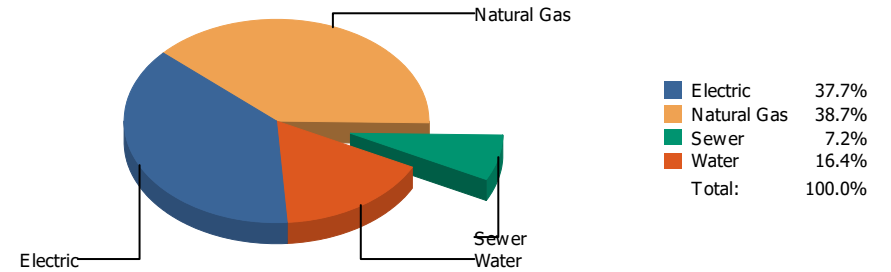


Commodity	Common Use	Energy Use	Energy Use / Area	Total Cost	Cost / Unit	Cost / Area
Place: [ALTA] ALTA VISTA 102 [BUILDING]						
Area: 68,463 SqFt						
Billing Period: Jan 2023						
ELECTRIC	6,000.00 kWh	20,472 KBtu	0.299 KBtu/SqFt	\$612.06	\$0.102 /kWh	\$0.009 /SqFt
WATER	0.00 CCF			\$28.61	\$0.000 /CCF	\$0.000 /SqFt
Totals:		20,472 KBtu	0.299 KBtu/SqFt	\$640.67		

Energy

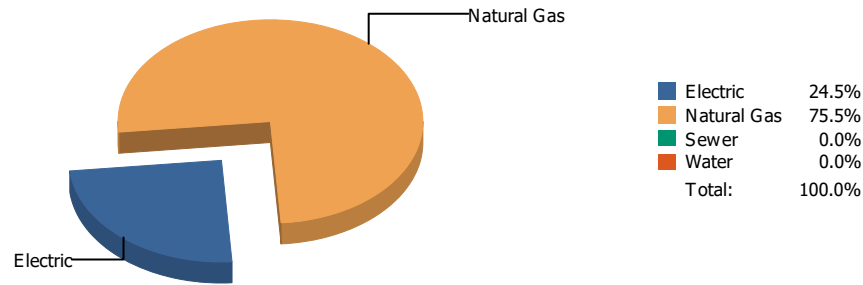


Cost

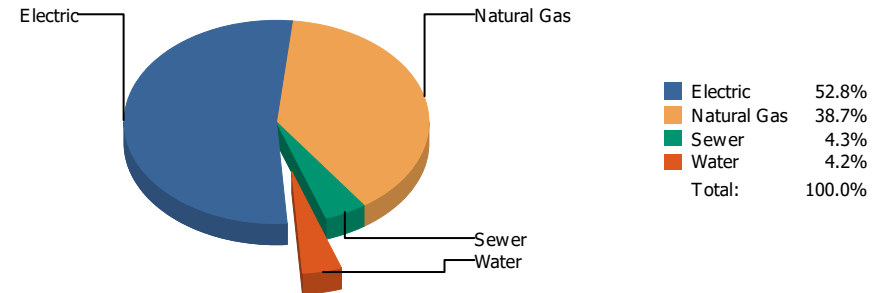


Commodity	Common Use	Energy Use	Energy Use / Area	Total Cost	Cost / Unit	Cost / Area
Place: [ADDRESS] ADDRESS 001 [BUILDING]						
Area: 266,968 SqFt						
Billing Period: Jan 2023						
ELECTRIC	113,448.00 kWh	387,085 KBtu	1.450 KBtu/SqFt	\$17,809.06	\$0.157 /kWh	\$0.066 /SqFt
NATURALGAS	12,261.00 CCF	1,262,883 KBtu	4.730 KBtu/SqFt	\$18,260.51	\$1.489 /CCF	\$0.068 /SqFt
SEWER	933.00 CCF			\$3,422.77	\$3.669 /CCF	\$0.013 /SqFt
WATER	1,861.00 CCF			\$7,732.38	\$4.155 /CCF	\$0.029 /SqFt
Totals:		1,649,968 KBtu	6.180 KBtu/SqFt	\$47,224.72		

Energy

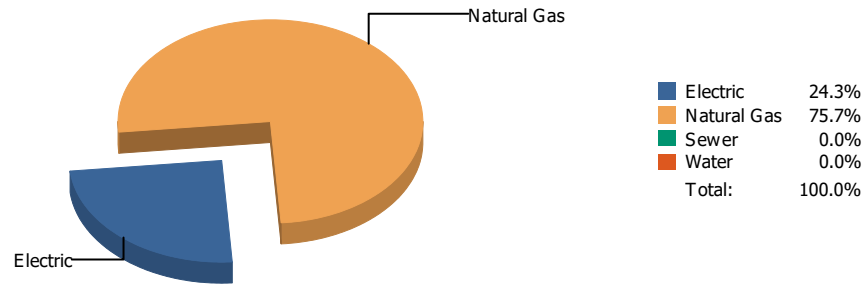


Cost

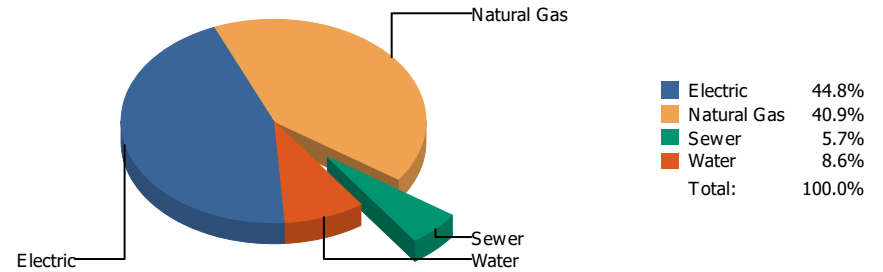


Commodity	Common Use	Energy Use	Energy Use / Area	Total Cost	Cost / Unit	Cost / Area
Place: [AOY] AOY 103 [BUILDING]						
Area: 105,486 SqFt						
Billing Period: Jan 2023						
ELECTRIC	38,078.00 kWh	129,922 KBtu	1.232 KBtu/SqFt	\$7,477.55	\$0.196 /kWh	\$0.071 /SqFt
NATURALGAS	3,890.00 CCF	400,670 KBtu	3.798 KBtu/SqFt	\$5,482.85	\$1.409 /CCF	\$0.052 /SqFt
SEWER	39.00 CCF			\$609.06	\$15.617 /CCF	\$0.006 /SqFt
WATER	28.00 CCF			\$597.93	\$21.355 /CCF	\$0.005 /SqFt
Totals:		530,592 KBtu	5.030 KBtu/SqFt	\$14,167.39		

Energy

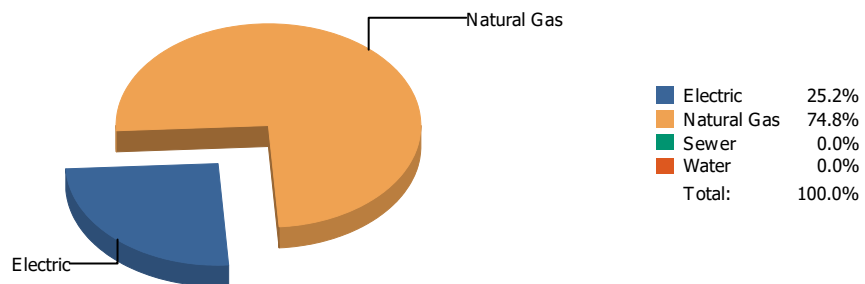


Cost

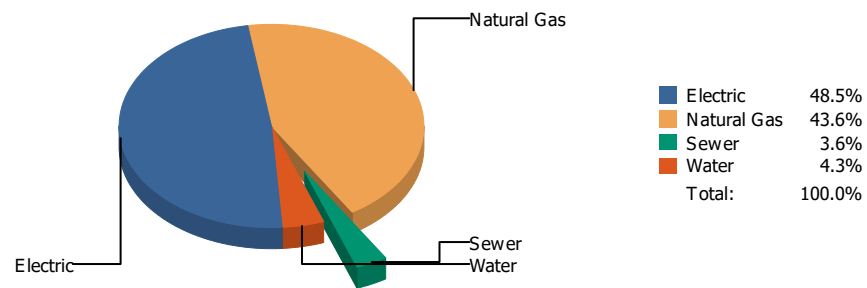


Commodity	Common Use	Energy Use	Energy Use / Area	Total Cost	Cost / Unit	Cost / Area
Place: [AUSTIN] AUSTIN 002 [BUILDING]						
Area: 269,216 SqFt						
Billing Period: Jan 2023						
ELECTRIC	106,063.00 kWh	361,887 KBtu	1.344 KBtu/SqFt	\$16,270.97	\$0.153 /kWh	\$0.060 /SqFt
NATURALGAS	10,918.00 CCF	1,124,554 KBtu	4.177 KBtu/SqFt	\$14,840.59	\$1.359 /CCF	\$0.055 /SqFt
SEWER	348.00 CCF			\$2,062.40	\$5.926 /CCF	\$0.008 /SqFt
WATER	557.00 CCF			\$3,105.04	\$5.575 /CCF	\$0.011 /SqFt
Totals:		1,486,441 KBtu	5.521 KBtu/SqFt	\$36,279.00		

Energy

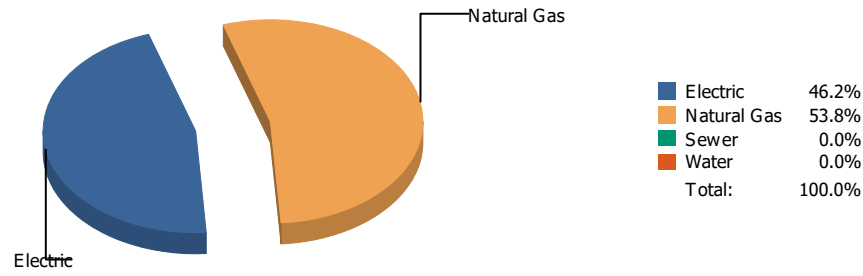


Cost

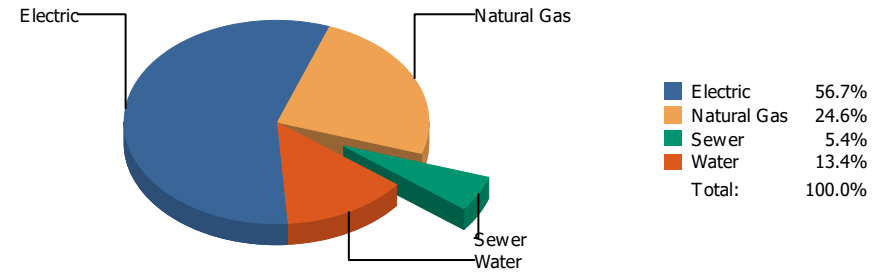


Commodity	Common Use	Energy Use	Energy Use / Area	Total Cost	Cost / Unit	Cost / Area
Place: [BARRONELEMENTARY] BARRON ELEMENTARY 165 [BUILDING]						
Area: 87,818 SqFt						
Billing Period: Jan 2023						
ELECTRIC	51,465.00 kWh	175,599 KBtu	2.000 KBtu/SqFt	\$7,545.87	\$0.147 /kWh	\$0.086 /SqFt
NATURALGAS	5,057.00 CCF	520,871 KBtu	5.931 KBtu/SqFt	\$6,773.13	\$1.339 /CCF	\$0.077 /SqFt
SEWER	39.00 CCF			\$557.70	\$14.300 /CCF	\$0.006 /SqFt
WATER	44.00 CCF			\$669.75	\$15.222 /CCF	\$0.007 /SqFt
Totals:		696,470 KBtu	7.931 KBtu/SqFt	\$15,546.45		

Energy



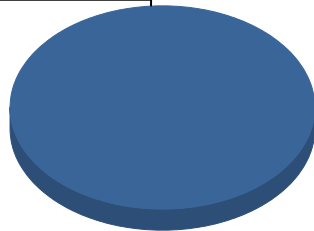
Cost



Commodity	Common Use	Energy Use	Energy Use / Area	Total Cost	Cost / Unit	Cost / Area
Place: [BASSETT] BASSETT 049 [BUILDING]						
Area: 174,250 SqFt						
Billing Period: Jan 2023						
ELECTRIC	126,850.00 kWh	432,812 KBtu	2.484 KBtu/SqFt	\$16,165.25	\$0.127 /kWh	\$0.093 /SqFt
NATURALGAS	4,895.00 CCF	504,185 KBtu	2.893 KBtu/SqFt	\$7,016.46	\$1.433 /CCF	\$0.040 /SqFt
SEWER	508.00 CCF			\$1,534.40	\$3.020 /CCF	\$0.009 /SqFt
WATER	1,082.00 CCF			\$3,817.14	\$3.528 /CCF	\$0.022 /SqFt
Totals:		936,997 KBtu	5.377 KBtu/SqFt	\$28,533.25		

Energy

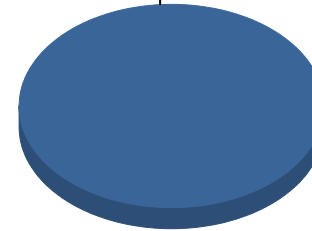
Electric



■ Electric 100.0%
Total: 100.0%

Cost

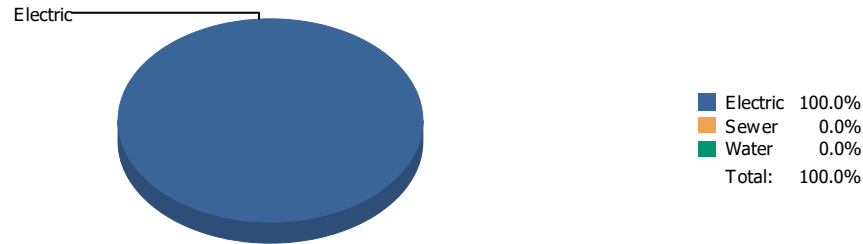
Electric



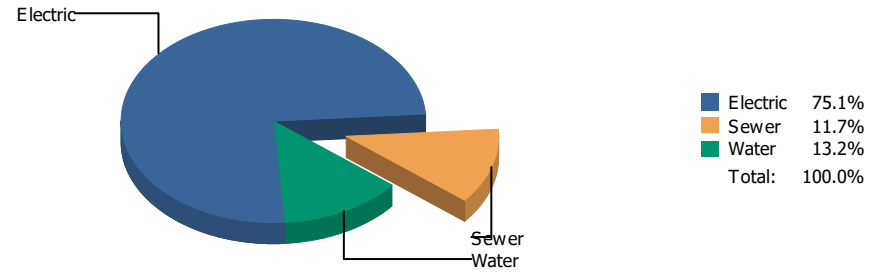
■ Electric 100.0%
Total: 100.0%

Commodity	Common Use	Energy Use	Energy Use / Area	Total Cost	Cost / Unit	Cost / Area
Place: [BEALL] BEALL 104 [BUILDING]						
Area: 74,454 SqFt						
Billing Period: Jan 2023						
ELECTRIC	1,290.00 kWh	4,401 KBtu	0.059 KBtu/SqFt	\$224.35	\$0.174 /kWh	\$0.003 /SqFt
Totals:		4,401 KBtu	0.059 KBtu/SqFt	\$224.35		

Energy

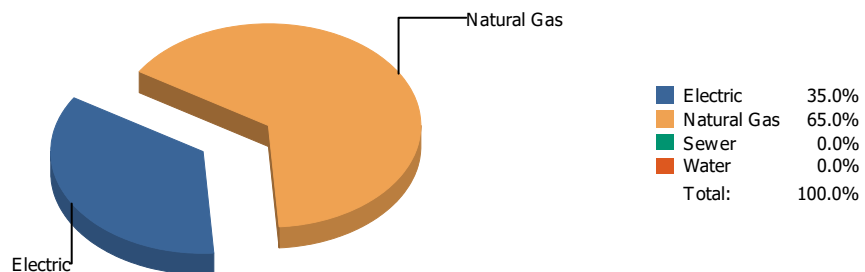


Cost

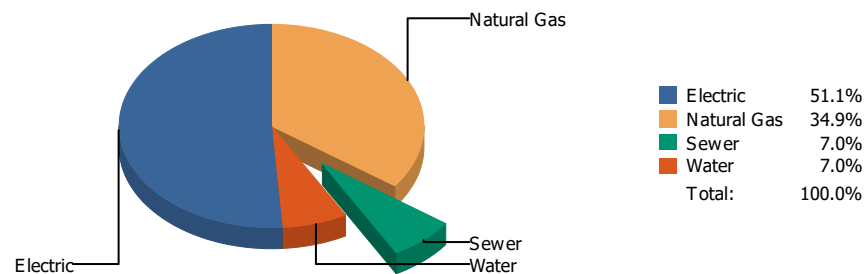


Commodity	Common Use	Energy Use	Energy Use / Area	Total Cost	Cost / Unit	Cost / Area
Place: [BLISS] BLISS 105 [BUILDING]						
Area: 78,820 SqFt						
Billing Period: Jan 2023						
ELECTRIC	21,361.00 kWh	72,884 KBtu	0.925 KBtu/SqFt	\$3,229.58	\$0.151 /kWh	\$0.041 /SqFt
SEWER	94.00 CCF			\$503.54	\$5.357 /CCF	\$0.006 /SqFt
WATER	116.00 CCF			\$566.01	\$4.879 /CCF	\$0.007 /SqFt
Totals:		72,884 KBtu	0.925 KBtu/SqFt	\$4,299.13		

Energy

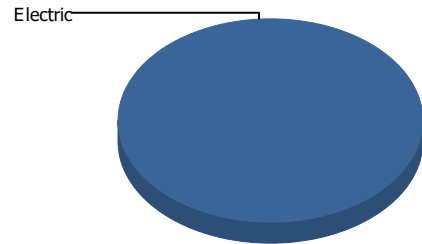


Cost



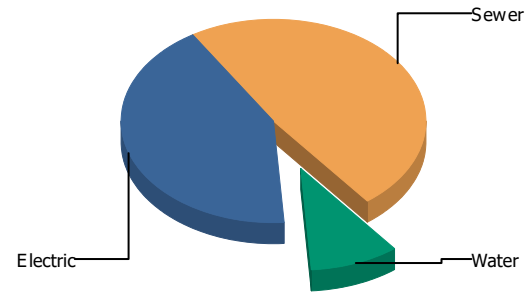
Commodity	Common Use	Energy Use	Energy Use / Area	Total Cost	Cost / Unit	Cost / Area
Place: [BOBBY_JOE_HILL] BOBBY JOE HILL 059 [BUILDING]						
Area: 0 SqFt						
Billing Period: Jan 2023						
ELECTRIC	52,318.00 kWh	178,509 KBtu		\$7,158.46	\$0.137 /kWh	
NATURALGAS	3,221.00 CCF	331,763 KBtu		\$4,894.79	\$1.520 /CCF	
SEWER	118.00 CCF			\$978.36	\$8.291 /CCF	
WATER	139.00 CCF			\$987.41	\$7.104 /CCF	
Totals:		510,272 KBtu		\$14,019.02		

Energy



■ Electric 100.0%
 ■ Sewer 0.0%
 ■ Water 0.0%
 Total: 100.0%

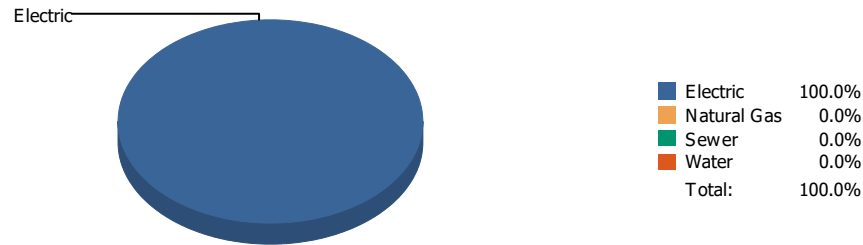
Cost



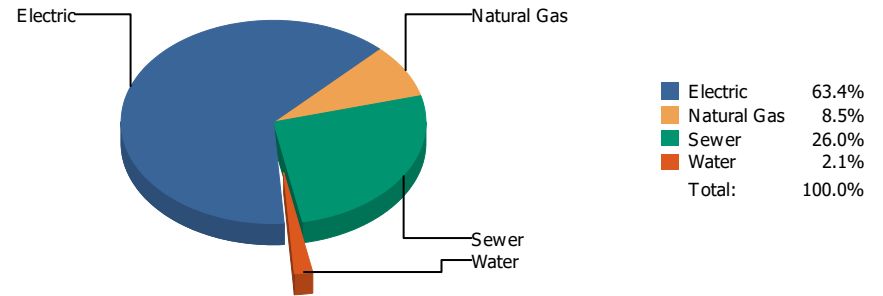
■ Electric 42.2%
 ■ Sewer 48.4%
 ■ Water 9.4%
 Total: 100.0%

Commodity	Common Use	Energy Use	Energy Use / Area	Total Cost	Cost / Unit	Cost / Area
Place: [BOND_2] BOND 160 [BUILDING]						
Area: 89,988 SqFt						
Billing Period: Jan 2023						
ELECTRIC	3,537.00 kWh	12,068 KBtu	0.134 KBtu/SqFt	\$553.62	\$0.157 /kWh	\$0.006 /SqFt
SEWER	98.00 CCF			\$635.42	\$6.484 /CCF	\$0.007 /SqFt
WATER	0.00 CCF			\$123.54	\$0.000 /CCF	\$0.001 /SqFt
Totals:		12,068 KBtu	0.134 KBtu/SqFt	\$1,312.58		

Energy

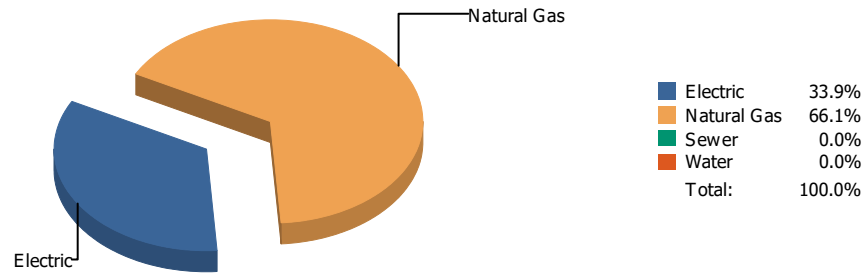


Cost

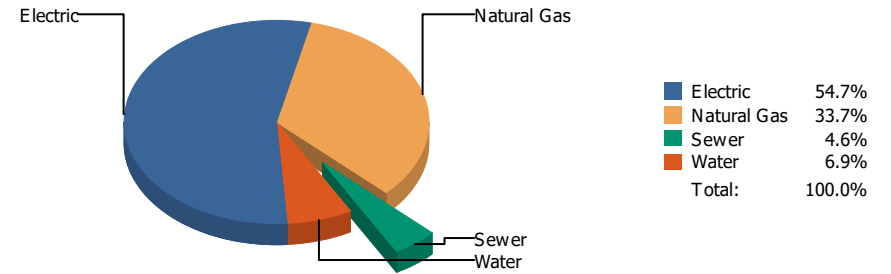


Commodity	Common Use	Energy Use	Energy Use / Area	Total Cost	Cost / Unit	Cost / Area
Place: [BONHAM] BONHAM 106 [BUILDING]						
Area: 53,522 SqFt						
Billing Period: Jan 2023						
ELECTRIC	9,996.00 kWh	34,106 KBtu	0.637 KBtu/SqFt	\$1,577.10	\$0.158 /kWh	\$0.029 /SqFt
NATURALGAS	0.00 CCF	0 KBtu	0.000 KBtu/SqFt	\$210.50	\$0.000 /CCF	\$0.004 /SqFt
SEWER	172.00 CCF			\$647.09	\$3.762 /CCF	\$0.012 /SqFt
WATER	0.00 CCF			\$51.24	\$0.000 /CCF	\$0.001 /SqFt
Totals:		34,106 KBtu	0.637 KBtu/SqFt	\$2,485.93		

Energy

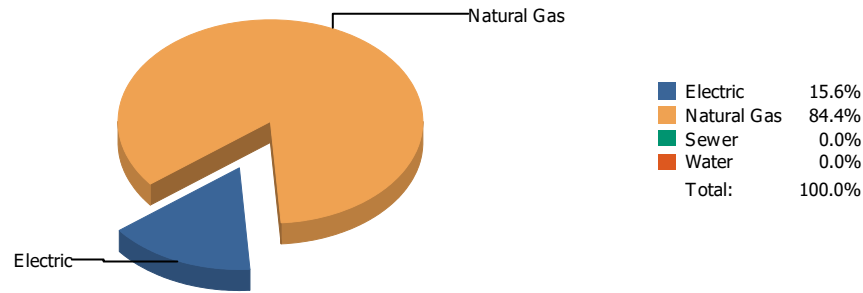


Cost

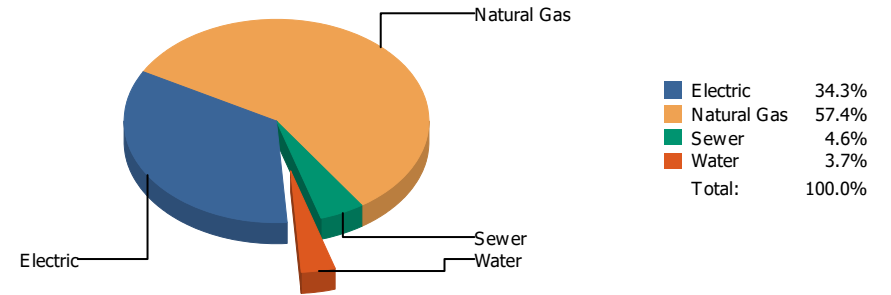


Commodity	Common Use	Energy Use	Energy Use / Area	Total Cost	Cost / Unit	Cost / Area
Place: [BOWIE] BOWIE 003 [BUILDING]						
Area: 282,931 SqFt						
Billing Period: Jan 2023						
ELECTRIC	146,295.00 kWh	499,159 KBtu	1.764 KBtu/SqFt	\$20,594.93	\$0.141 /kWh	\$0.073 /SqFt
NATURALGAS	9,434.00 CCF	971,702 KBtu	3.434 KBtu/SqFt	\$12,685.19	\$1.345 /CCF	\$0.045 /SqFt
SEWER	377.00 CCF			\$1,745.19	\$4.629 /CCF	\$0.006 /SqFt
WATER	764.00 CCF			\$2,609.69	\$3.416 /CCF	\$0.009 /SqFt
Totals:		1,470,861 KBtu	5.199 KBtu/SqFt	\$37,635.00		

Energy

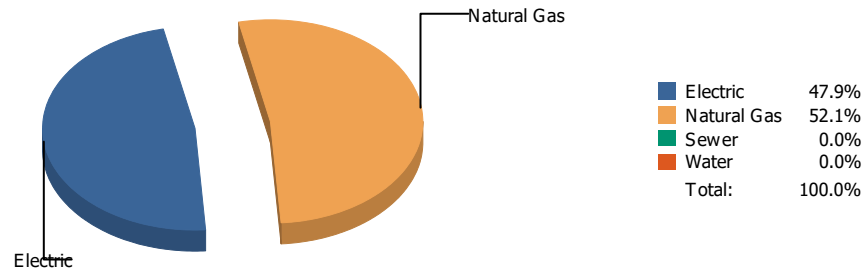


Cost

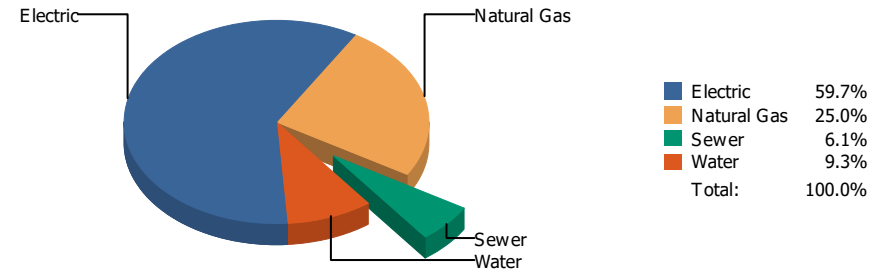


Commodity	Common Use	Energy Use	Energy Use / Area	Total Cost	Cost / Unit	Cost / Area
Place: [BROWN] BROWN MIDDLE SCHOOL 056 [BUILDING]						
Area: 173,263 SqFt						
Billing Period: Jan 2023						
ELECTRIC	55,200.00 kWh	188,342 KBtu	1.087 KBtu/SqFt	\$7,806.28	\$0.141 /kWh	\$0.045 /SqFt
NATURALGAS	9,890.00 CCF	1,018,670 KBtu	5.879 KBtu/SqFt	\$13,063.23	\$1.321 /CCF	\$0.075 /SqFt
SEWER	254.00 CCF			\$1,047.52	\$4.124 /CCF	\$0.006 /SqFt
WATER	142.00 CCF			\$843.84	\$5.943 /CCF	\$0.005 /SqFt
Totals:		1,207,012 KBtu	6.966 KBtu/SqFt	\$22,760.87		

Energy



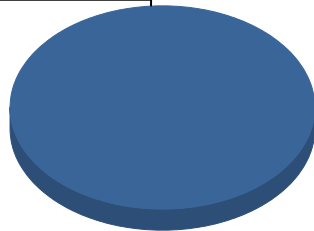
Cost



Commodity	Common Use	Energy Use	Energy Use / Area	Total Cost	Cost / Unit	Cost / Area
Place: [BURGES] BURGESS 004 [BUILDING]						
Area: 241,219 SqFt						
Billing Period: Jan 2023						
ELECTRIC	102,092.00 kWh	348,338 KBtu	1.444 KBtu/SqFt	\$14,550.82	\$0.143 /kWh	\$0.060 /SqFt
NATURALGAS	3,684.00 CCF	379,452 KBtu	1.573 KBtu/SqFt	\$6,086.20	\$1.652 /CCF	\$0.025 /SqFt
SEWER	187.00 CCF			\$1,474.87	\$7.887 /CCF	\$0.006 /SqFt
WATER	209.00 CCF			\$2,263.09	\$10.828 /CCF	\$0.009 /SqFt
Totals:		727,790 KBtu	3.017 KBtu/SqFt	\$24,374.98		

Energy

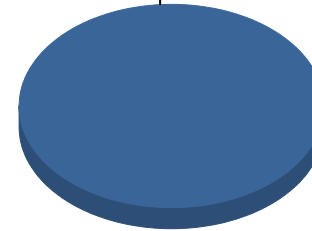
Electric



■ Electric 100.0%
Total: 100.0%

Cost

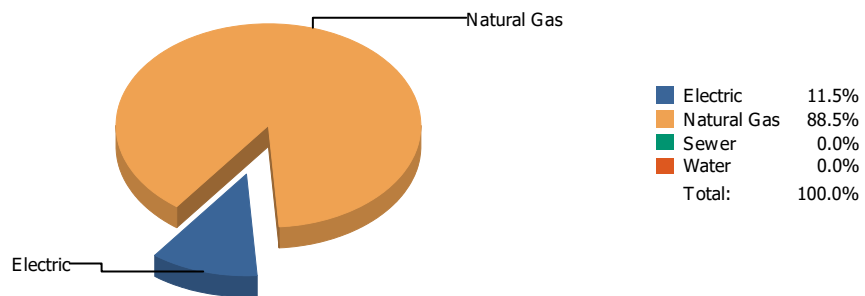
Electric



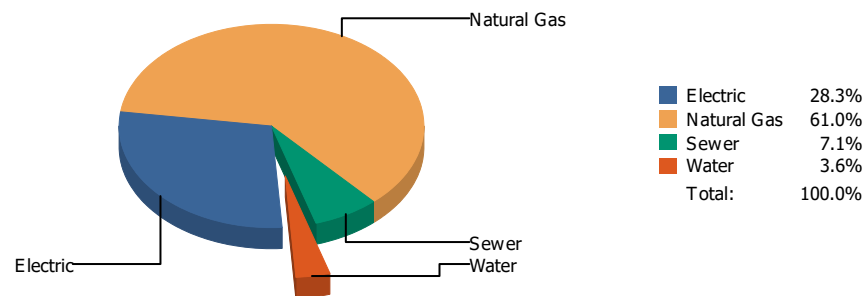
■ Electric 100.0%
Total: 100.0%

Commodity	Common Use	Energy Use	Energy Use / Area	Total Cost	Cost / Unit	Cost / Area
Place: [BURLESON] BURLESON 107 [BUILDING]						
Area: 73,772 SqFt						
Billing Period: Jan 2023						
ELECTRIC	2,958.00 kWh	10,093 KBtu	0.137 KBtu/SqFt	\$452.94	\$0.153 /kWh	\$0.006 /SqFt
Totals:		10,093 KBtu	0.137 KBtu/SqFt	\$452.94		

Energy

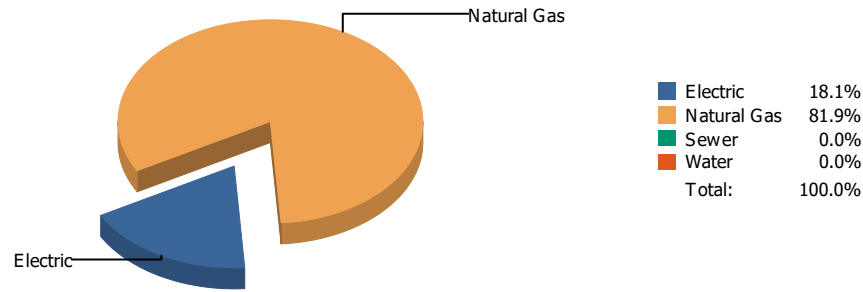


Cost

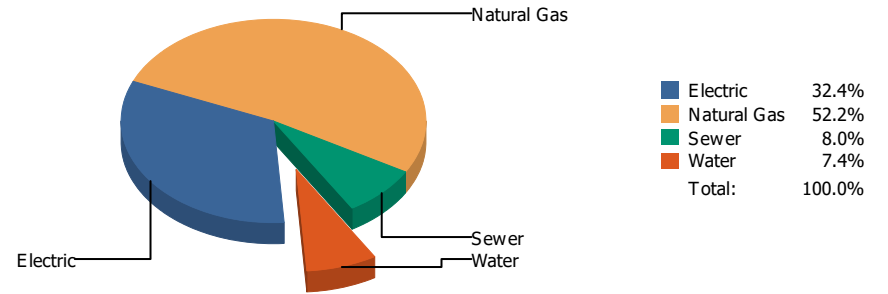


Commodity	Common Use	Energy Use	Energy Use / Area	Total Cost	Cost / Unit	Cost / Area
Place: [BURNET] BURNET 108 [BUILDING]						
Area: 50,520 SqFt						
Billing Period: Jan 2023						
ELECTRIC	11,015.00 kWh	37,583 KBtu	0.744 KBtu/SqFt	\$1,889.11	\$0.172 /kWh	\$0.037 /SqFt
NATURALGAS	2,801.00 CCF	288,503 KBtu	5.711 KBtu/SqFt	\$4,070.17	\$1.453 /CCF	\$0.080 /SqFt
SEWER	92.00 CCF			\$472.92	\$5.140 /CCF	\$0.009 /SqFt
WATER	30.00 CCF			\$237.72	\$7.924 /CCF	\$0.005 /SqFt
Totals:		326,086 KBtu	6.455 KBtu/SqFt	\$6,669.92		

Energy

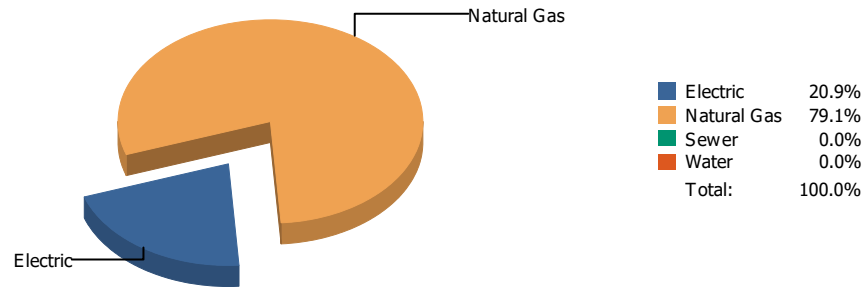


Cost

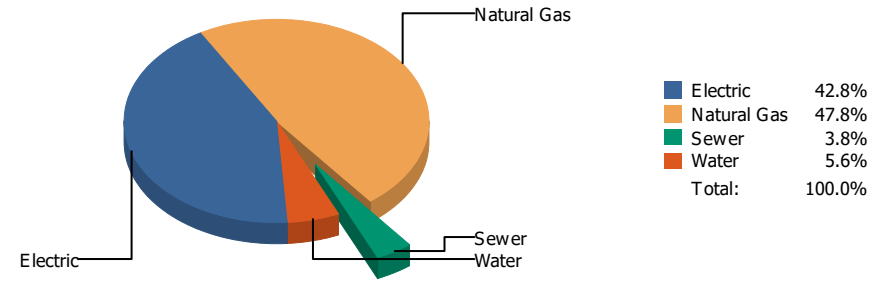


Commodity	Common Use	Energy Use	Energy Use / Area	Total Cost	Cost / Unit	Cost / Area
Place: [CANYON-HILLS] CANYON HILLS 043 [BUILDING]						
Area: 133,149 SqFt						
Billing Period: Jan 2023						
ELECTRIC	33,930.00 kWh	115,769 KBtu	0.869 KBtu/SqFt	\$4,375.66	\$0.129 /kWh	\$0.033 /SqFt
NATURALGAS	5,098.00 CCF	525,094 KBtu	3.944 KBtu/SqFt	\$7,047.30	\$1.382 /CCF	\$0.053 /SqFt
SEWER	102.00 CCF			\$1,084.10	\$10.628 /CCF	\$0.008 /SqFt
WATER	53.00 CCF			\$1,003.43	\$18.933 /CCF	\$0.007 /SqFt
Totals:		640,863 KBtu	4.813 KBtu/SqFt	\$13,510.49		

Energy

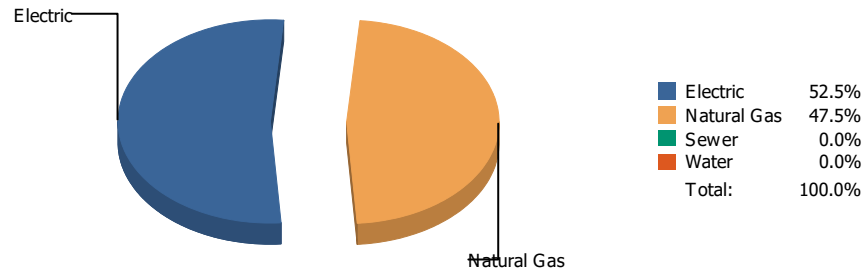


Cost

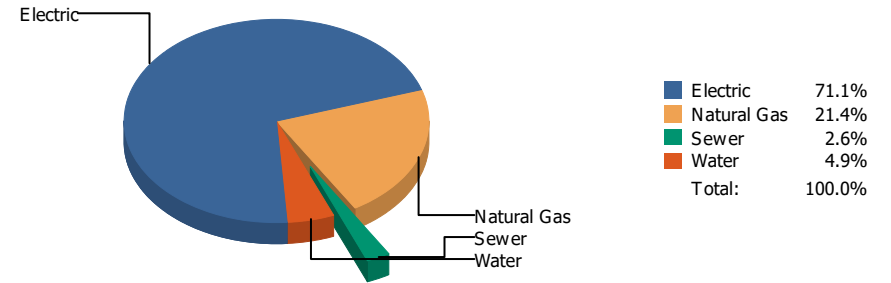


Commodity	Common Use	Energy Use	Energy Use / Area	Total Cost	Cost / Unit	Cost / Area
Place: [CAREER] CAREER AND TECHNOLOGY [BUILDING]						
Area: 146,485 SqFt						
Billing Period: Jan 2023						
ELECTRIC	41,039.00 kWh	140,025 KBtu	0.956 KBtu/SqFt	\$6,176.17	\$0.150 /kWh	\$0.042 /SqFt
NATURALGAS	5,160.00 CCF	531,480 KBtu	3.628 KBtu/SqFt	\$6,906.59	\$1.338 /CCF	\$0.047 /SqFt
SEWER	76.00 CCF			\$555.61	\$7.311 /CCF	\$0.004 /SqFt
WATER	122.00 CCF			\$802.23	\$6.576 /CCF	\$0.005 /SqFt
Totals:		671,505 KBtu	4.584 KBtu/SqFt	\$14,440.60		

Energy

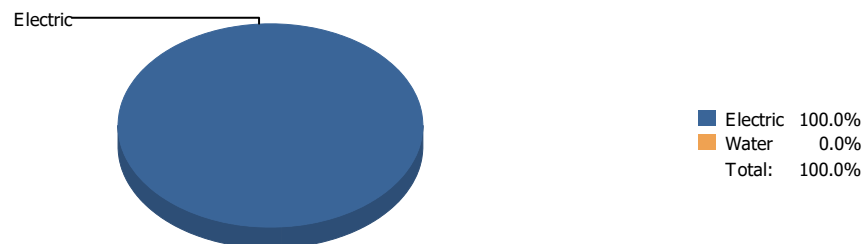


Cost

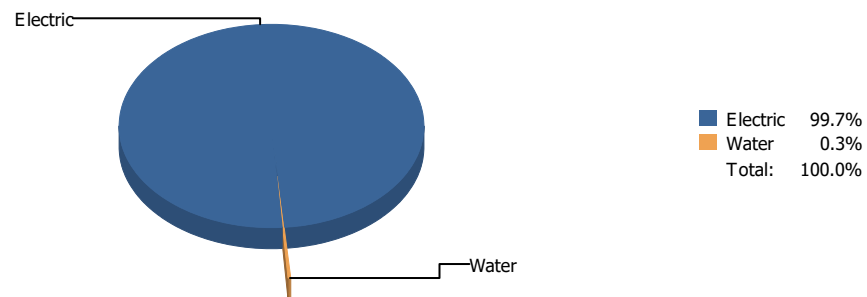


Commodity	Common Use	Energy Use	Energy Use / Area	Total Cost	Cost / Unit	Cost / Area
Place: [CENTRAL_OFFICE_STANTON] CENTRAL OFFICE STANTON [BUILDING]						
Area: 131,287 SqFt						
Billing Period: Jan 2023						
ELECTRIC	94,212.00 kWh	321,451 KBtu	2.448 KBtu/SqFt	\$13,673.87	\$0.145 /kWh	\$0.104 /SqFt
NATURALGAS	2,823.00 CCF	290,769 KBtu	2.215 KBtu/SqFt	\$4,113.66	\$1.457 /CCF	\$0.031 /SqFt
SEWER	32.00 CCF			\$494.74	\$15.461 /CCF	\$0.004 /SqFt
WATER	37.00 CCF			\$948.35	\$25.631 /CCF	\$0.007 /SqFt
Totals:		612,220 KBtu	4.663 KBtu/SqFt	\$19,230.62		

Energy

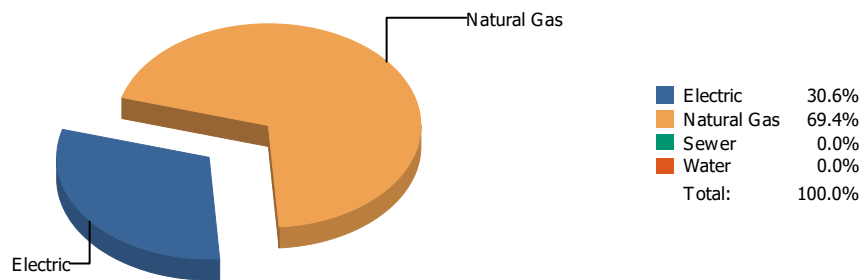


Cost

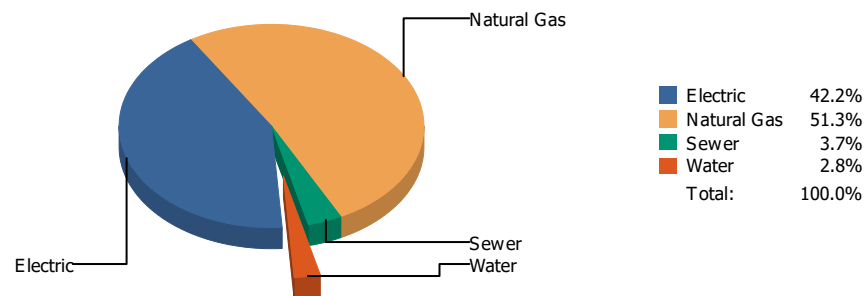


Commodity	Common Use	Energy Use	Energy Use / Area	Total Cost	Cost / Unit	Cost / Area
Place: [CHAPIN] CHAPIN 012 [BUILDING]						
Area: 273,727 SqFt						
Billing Period: Jan 2023						
ELECTRIC	243,152.00 kWh	829,635 KBtu	3.031 KBtu/SqFt	\$29,321.96	\$0.121 /kWh	\$0.107 /SqFt
WATER	0.00 CCF			\$79.38	\$0.000 /CCF	\$0.000 /SqFt
Totals:		829,635 KBtu	3.031 KBtu/SqFt	\$29,401.34		

Energy

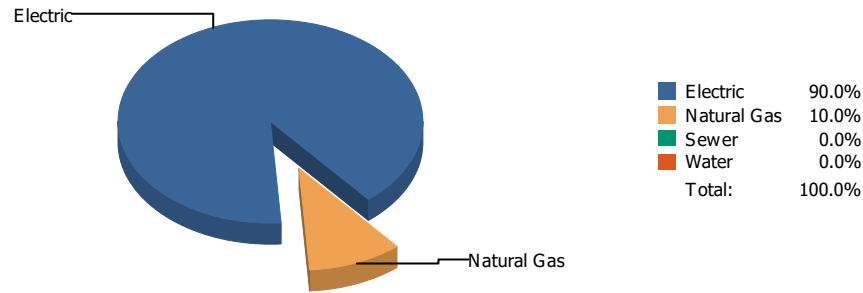


Cost

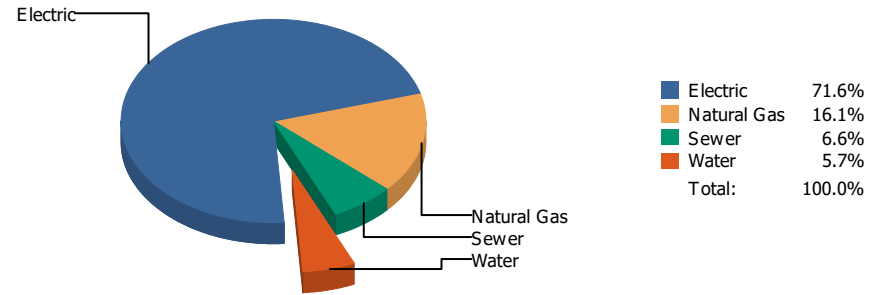


Commodity	Common Use	Energy Use	Energy Use / Area	Total Cost	Cost / Unit	Cost / Area
Place: [CHARLES] H.E. CHARLES 045 [BUILDING]						
Area: 107,867 SqFt						
Billing Period: Jan 2023						
ELECTRIC	82,170.00 kWh	280,364 KBtu	2.599 KBtu/SqFt	\$6,941.67	\$0.084 /kWh	\$0.064 /SqFt
NATURALGAS	6,165.00 CCF	634,995 KBtu	5.887 KBtu/SqFt	\$8,427.89	\$1.367 /CCF	\$0.078 /SqFt
SEWER	77.00 CCF			\$606.79	\$7.880 /CCF	\$0.006 /SqFt
WATER	5.00 CCF			\$458.45	\$91.690 /CCF	\$0.004 /SqFt
Totals:		915,359 KBtu	8.486 KBtu/SqFt	\$16,434.80		

Energy

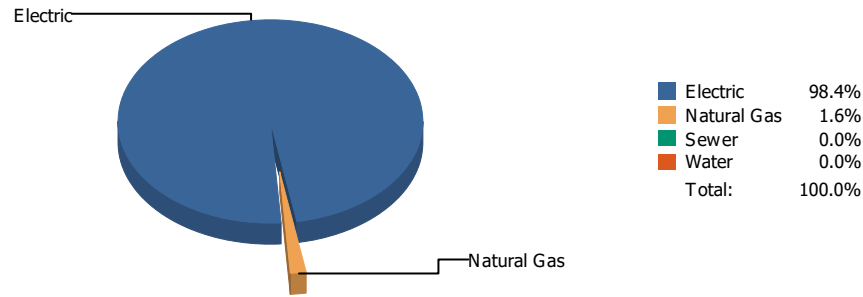


Cost

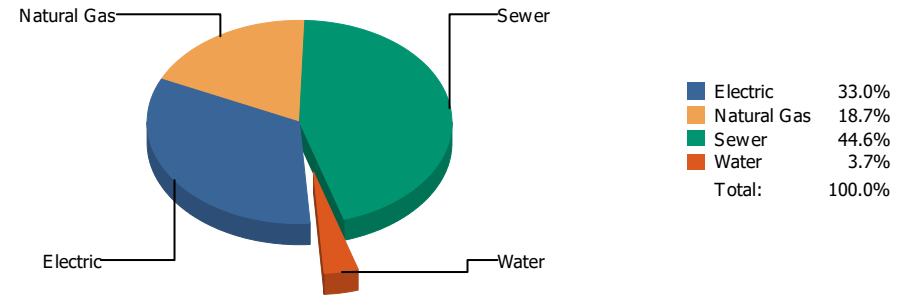


Commodity	Common Use	Energy Use	Energy Use / Area	Total Cost	Cost / Unit	Cost / Area
Place: [CIELO-VISTA] CIELO VISTA 151 [BUILDING]						
Area: 66,034 SqFt						
Billing Period: Jan 2023						
ELECTRIC	25,220.00 kWh	86,051 KBtu	1.303 KBtu/SqFt	\$4,963.11	\$0.197 /kWh	\$0.075 /SqFt
NATURALGAS	93.00 CCF	9,579 KBtu	0.145 KBtu/SqFt	\$1,113.28	\$11.971 /CCF	\$0.017 /SqFt
SEWER	76.00 CCF			\$458.72	\$6.036 /CCF	\$0.007 /SqFt
WATER	24.00 CCF			\$393.94	\$16.414 /CCF	\$0.006 /SqFt
Totals:		95,630 KBtu	1.448 KBtu/SqFt	\$6,929.05		

Energy

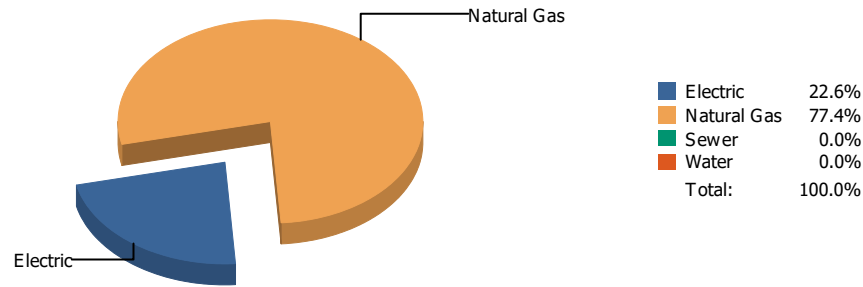


Cost

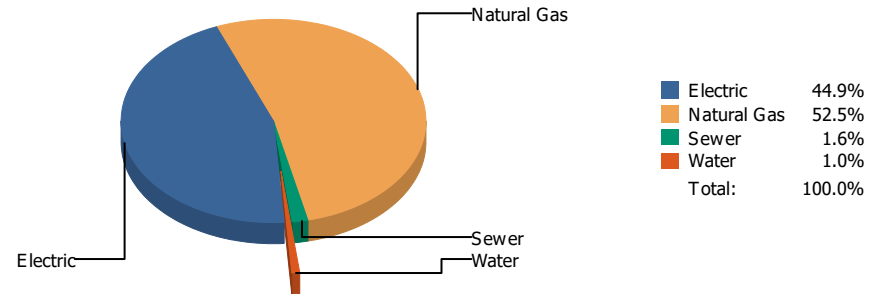


Commodity	Common Use	Energy Use	Energy Use / Area	Total Cost	Cost / Unit	Cost / Area
Place: [CLARDY] CLARDY 109 [BUILDING]						
Area: 70,700 SqFt						
Billing Period: Jan 2023						
ELECTRIC	5,412.00 kWh	18,466 KBtu	0.261 KBtu/SqFt	\$751.86	\$0.139 /kWh	\$0.010 /SqFt
NATURALGAS	3.00 CCF	309 KBtu	0.004 KBtu/SqFt	\$424.95	\$141.650 /CCF	\$0.006 /SqFt
SEWER	251.00 CCF			\$1,016.39	\$4.049 /CCF	\$0.014 /SqFt
WATER	0.00 CCF			\$83.85	\$0.000 /CCF	\$0.001 /SqFt
Totals:		18,775 KBtu	0.266 KBtu/SqFt	\$2,277.05		

Energy

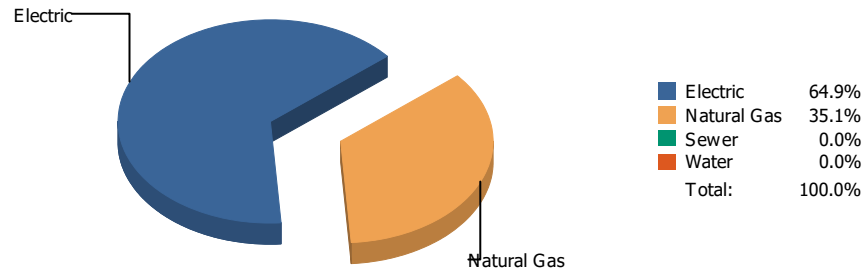


Cost

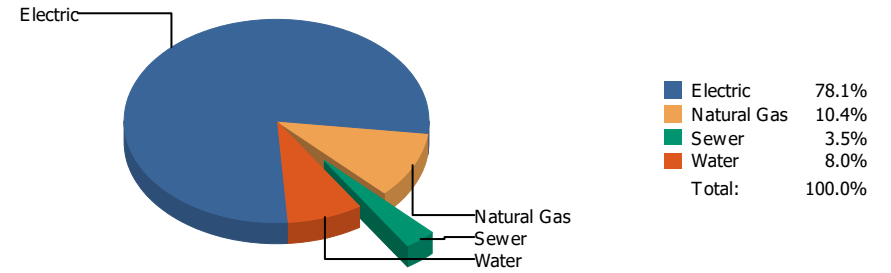


Commodity	Common Use	Energy Use	Energy Use / Area	Total Cost	Cost / Unit	Cost / Area
Place: [CLENDENIN] CLENDENIN 149 [BUILDING]						
Area: 62,721 SqFt						
Billing Period: Jan 2023						
ELECTRIC	25,367.00 kWh	86,552 KBtu	1.380 KBtu/SqFt	\$3,389.88	\$0.134 /kWh	\$0.054 /SqFt
NATURALGAS	2,878.00 CCF	296,434 KBtu	4.726 KBtu/SqFt	\$3,958.28	\$1.375 /CCF	\$0.063 /SqFt
SEWER	1.00 CCF			\$124.41	\$124.410 /CCF	\$0.002 /SqFt
WATER	2.00 CCF			\$72.91	\$36.455 /CCF	\$0.001 /SqFt
Totals:		382,986 KBtu	6.106 KBtu/SqFt	\$7,545.48		

Energy

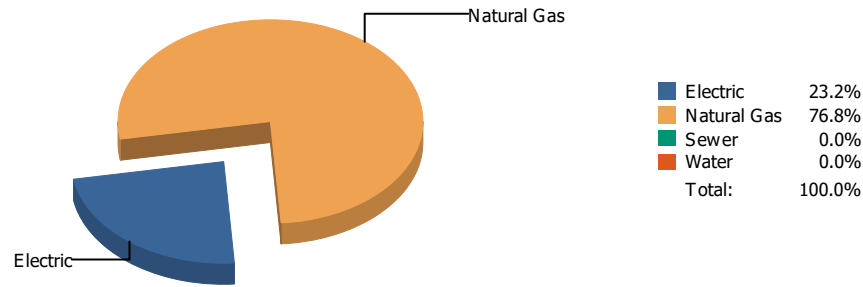


Cost

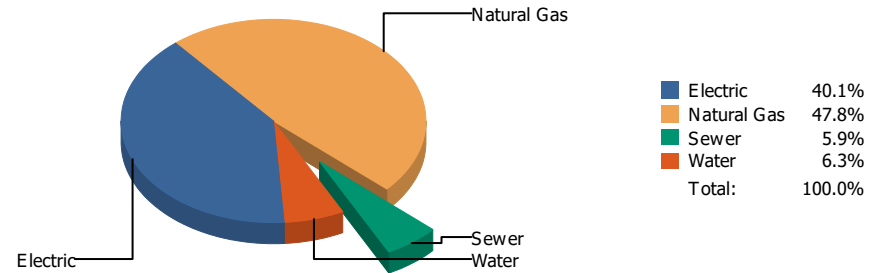


Commodity	Common Use	Energy Use	Energy Use / Area	Total Cost	Cost / Unit	Cost / Area
Place: [COACH_ARCHIE_DURAN] COACH ARCHIE DURAN [BUILDING]						
Area: 0 SqFt						
Billing Period: Jan 2023						
ELECTRIC	66,600.00 kWh	227,239 KBtu		\$11,778.51	\$0.177 /kWh	
NATURALGAS	1,192.00 CCF	122,776 KBtu		\$1,571.52	\$1.318 /CCF	
SEWER	47.00 CCF			\$532.09	\$11.321 /CCF	
WATER	134.00 CCF			\$1,199.65	\$8.953 /CCF	
Totals:		350,015 KBtu		\$15,081.77		

Energy

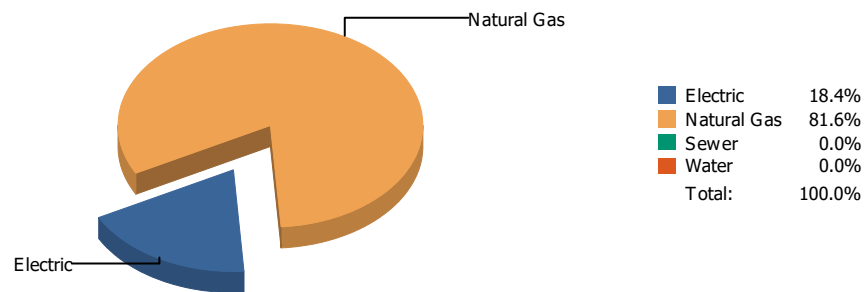


Cost

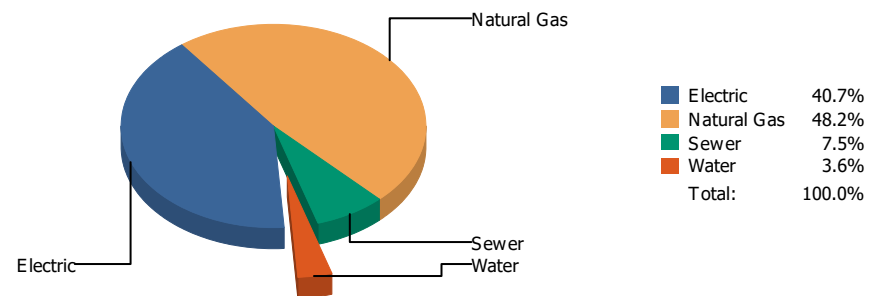


Commodity	Common Use	Energy Use	Energy Use / Area	Total Cost	Cost / Unit	Cost / Area
Place: [COLDWELL] COLDWELL 110 [BUILDING]						
Area: 67,310 SqFt						
Billing Period: Jan 2023						
ELECTRIC	23,390.00 kWh	79,807 KBtu	1.186 KBtu/SqFt	\$3,150.52	\$0.135 /kWh	\$0.047 /SqFt
NATURALGAS	2,558.00 CCF	263,474 KBtu	3.914 KBtu/SqFt	\$3,754.94	\$1.468 /CCF	\$0.056 /SqFt
SEWER	49.00 CCF			\$462.74	\$9.444 /CCF	\$0.007 /SqFt
WATER	44.00 CCF			\$493.27	\$11.211 /CCF	\$0.007 /SqFt
Totals:		343,281 KBtu	5.100 KBtu/SqFt	\$7,861.47		

Energy

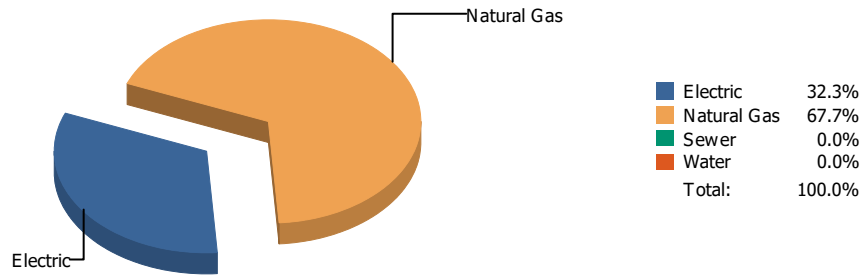


Cost

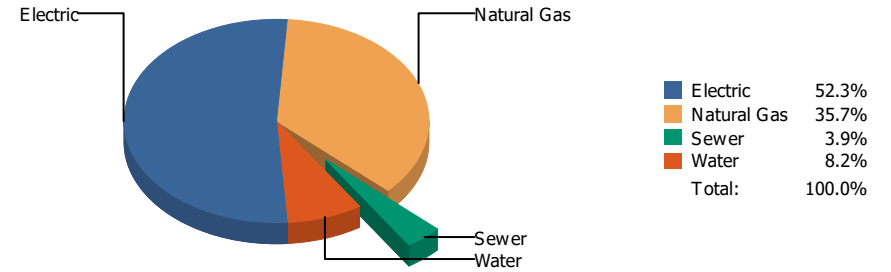


Commodity	Common Use	Energy Use	Energy Use / Area	Total Cost	Cost / Unit	Cost / Area
Place: [COOLEY] COOLEY 111 [BUILDING]						
Area: 95,590 SqFt						
Billing Period: Jan 2023						
ELECTRIC	40,000.00 kWh	136,480 KBtu	1.428 KBtu/SqFt	\$6,811.05	\$0.170 /kWh	\$0.071 /SqFt
NATURALGAS	5,872.00 CCF	604,816 KBtu	6.327 KBtu/SqFt	\$8,067.25	\$1.374 /CCF	\$0.084 /SqFt
SEWER	212.00 CCF			\$1,260.01	\$5.943 /CCF	\$0.013 /SqFt
WATER	48.00 CCF			\$598.21	\$12.463 /CCF	\$0.006 /SqFt
Totals:		741,296 KBtu	7.755 KBtu/SqFt	\$16,736.52		

Energy

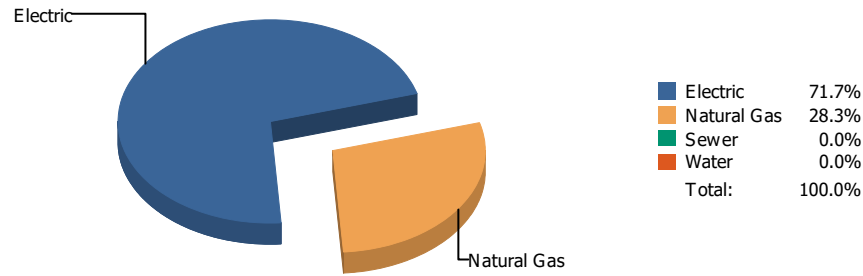


Cost

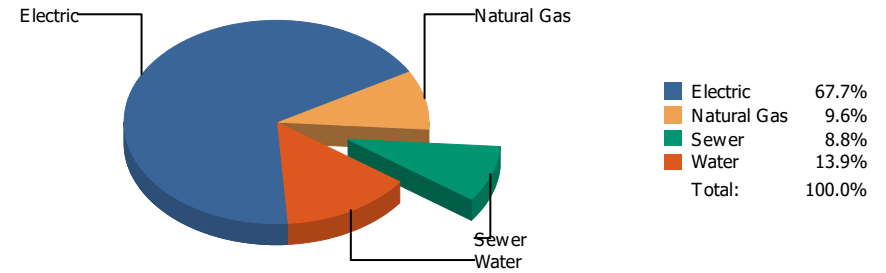


Commodity	Common Use	Energy Use	Energy Use / Area	Total Cost	Cost / Unit	Cost / Area
Place: [CORONADO] CORONADO 005 [BUILDING]						
Area: 406,757 SqFt						
Billing Period: Jan 2023						
ELECTRIC	184,119.00 kWh	628,214 KBtu	1.544 KBtu/SqFt	\$29,537.26	\$0.160 /kWh	\$0.071 /SqFt
NATURALGAS	12,766.00 CCF	1,314,898 KBtu	3.233 KBtu/SqFt	\$20,160.92	\$1.579 /CCF	\$0.049 /SqFt
SEWER	652.00 CCF			\$2,219.83	\$3.405 /CCF	\$0.005 /SqFt
WATER	1,549.00 CCF			\$4,610.45	\$2.976 /CCF	\$0.011 /SqFt
Totals:		1,943,112 KBtu	4.777 KBtu/SqFt	\$56,528.46		

Energy

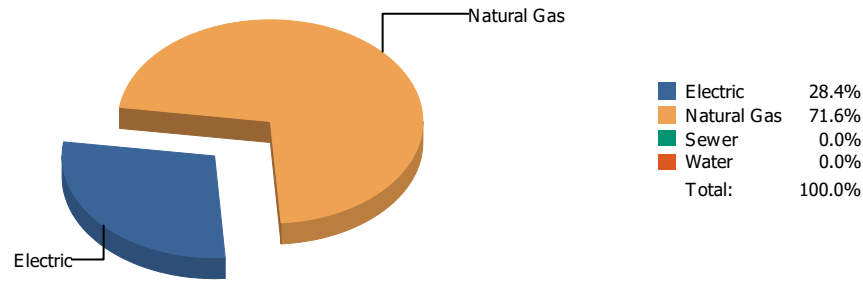


Cost

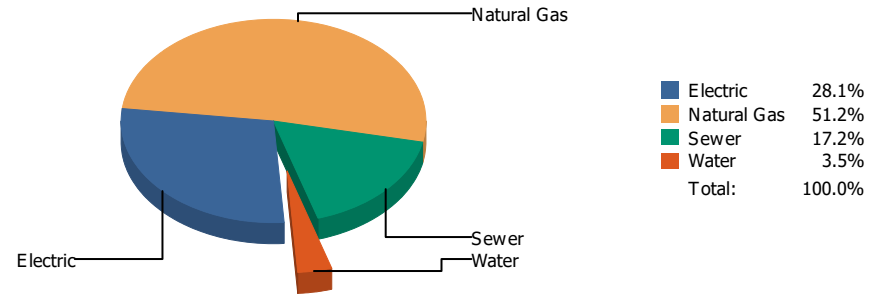


Commodity	Common Use	Energy Use	Energy Use / Area	Total Cost	Cost / Unit	Cost / Area
Place: [CROCKETT_1] CROCKETT 112 [BUILDING]						
Area: 92,585 SqFt						
Billing Period: Jan 2023						
ELECTRIC	29,399.00 kWh	100,309 KBtu	1.083 KBtu/SqFt	\$5,077.17	\$0.173 /kWh	\$0.055 /SqFt
NATURALGAS	385.00 CCF	39,655 KBtu	0.428 KBtu/SqFt	\$718.24	\$1.866 /CCF	\$0.008 /SqFt
SEWER	119.00 CCF			\$662.07	\$5.564 /CCF	\$0.007 /SqFt
WATER	163.00 CCF			\$1,041.64	\$6.390 /CCF	\$0.011 /SqFt
Totals:		139,964 KBtu	1.512 KBtu/SqFt	\$7,499.12		

Energy

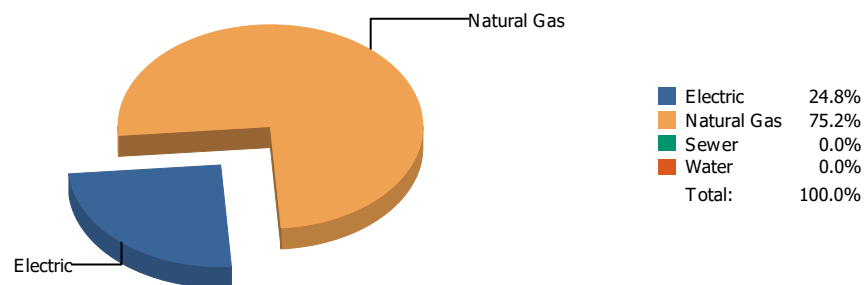


Cost

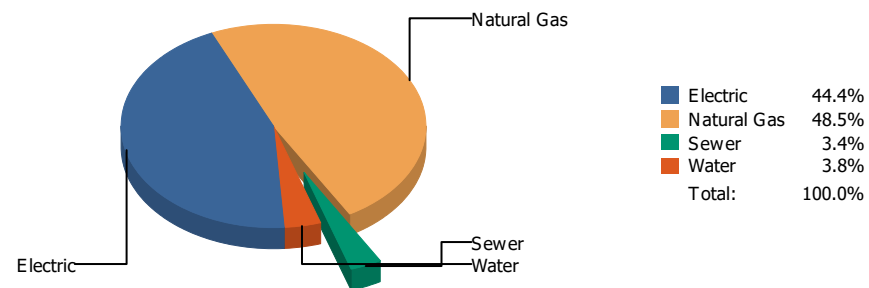


Commodity	Common Use	Energy Use	Energy Use / Area	Total Cost	Cost / Unit	Cost / Area
Place: [CROSBY] CROSBY 113 [BUILDING]						
Area: 83,100 SqFt						
Billing Period: Jan 2023						
ELECTRIC	3,600.00 kWh	12,283 KBtu	0.148 KBtu/SqFt	\$447.49	\$0.124 /kWh	\$0.005 /SqFt
NATURALGAS	300.00 CCF	30,900 KBtu	0.372 KBtu/SqFt	\$816.11	\$2.720 /CCF	\$0.010 /SqFt
SEWER	12.00 CCF			\$273.72	\$22.810 /CCF	\$0.003 /SqFt
WATER	0.00 CCF			\$55.96	\$0.000 /CCF	\$0.001 /SqFt
Totals:		43,183 KBtu	0.520 KBtu/SqFt	\$1,593.28		

Energy

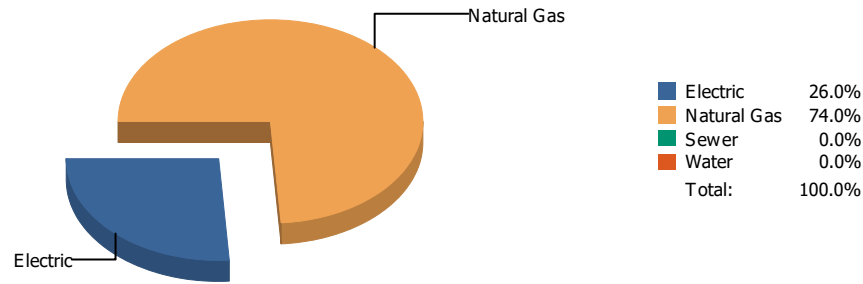


Cost

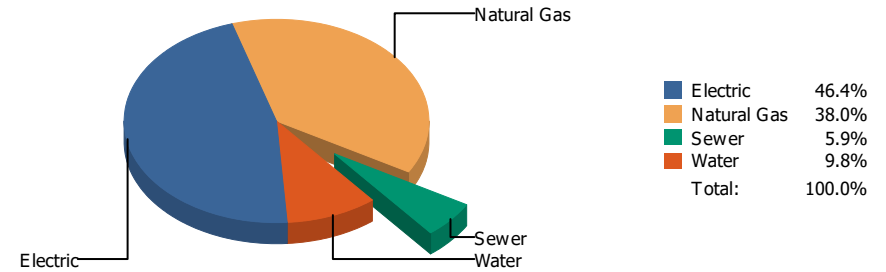


Commodity	Common Use	Energy Use	Energy Use / Area	Total Cost	Cost / Unit	Cost / Area
Place: [DELTA_OPERATIONS_CENTER_] DELTA OPERATIONS CENTER [BUILDING]						
Area: 0 SqFt						
Billing Period: Jan 2023						
ELECTRIC	44,240.00 kWh	150,947 KBtu		\$5,150.86	\$0.116 /kWh	
NATURALGAS	4,432.00 CCF	456,496 KBtu		\$5,629.78	\$1.270 /CCF	
SEWER	48.00 CCF			\$389.00	\$8.104 /CCF	
WATER	42.00 CCF			\$438.27	\$10.435 /CCF	
Totals:		607,443 KBtu		\$11,607.91		

Energy

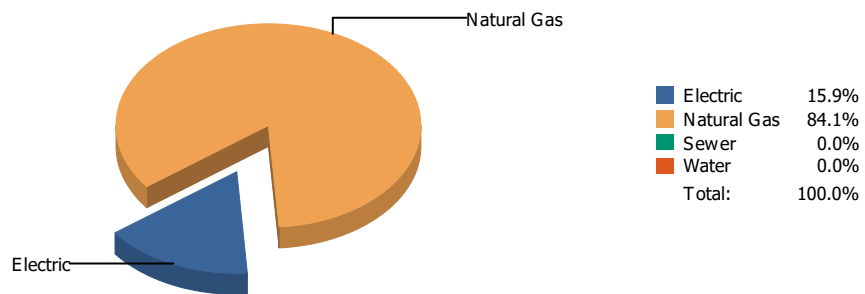


Cost

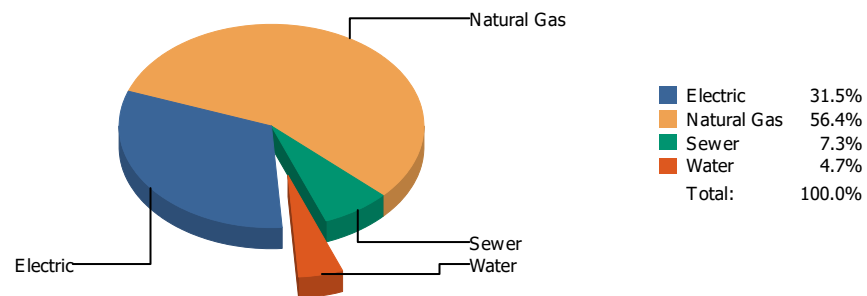


Commodity	Common Use	Energy Use	Energy Use / Area	Total Cost	Cost / Unit	Cost / Area
Place: [DONHASKINSPK8] DON HASKINS PK-8 051 [BUILDING]						
Area: 163,678 SqFt						
Billing Period: Jan 2023						
ELECTRIC	88,785.00 kWh	302,934 KBtu	1.851 KBtu/SqFt	\$13,513.00	\$0.152 /kWh	\$0.082 /SqFt
NATURALGAS	8,363.00 CCF	861,389 KBtu	5.263 KBtu/SqFt	\$11,080.43	\$1.325 /CCF	\$0.068 /SqFt
SEWER	319.00 CCF			\$1,706.66	\$5.350 /CCF	\$0.010 /SqFt
WATER	545.00 CCF			\$2,847.90	\$5.226 /CCF	\$0.017 /SqFt
Totals:		1,164,323 KBtu	7.114 KBtu/SqFt	\$29,147.99		

Energy

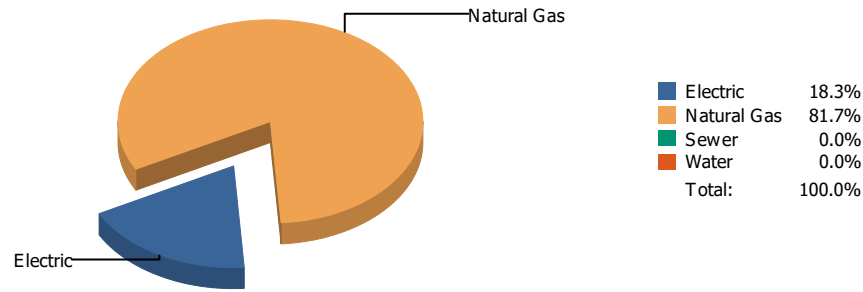


Cost

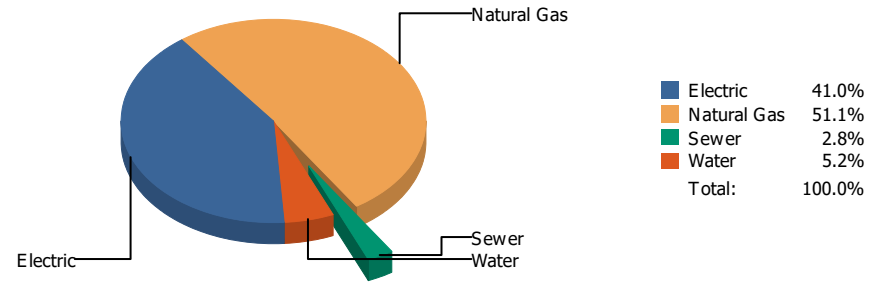


Commodity	Common Use	Energy Use	Energy Use / Area	Total Cost	Cost / Unit	Cost / Area
Place: [DOUGLASS] DOUGLASS 114 [BUILDING]						
Area: 86,903 SqFt						
Billing Period: Jan 2023						
ELECTRIC	23,192.00 kWh	79,131 KBtu	0.911 KBtu/SqFt	\$3,197.00	\$0.138 /kWh	\$0.037 /SqFt
NATURALGAS	4,068.00 CCF	419,004 KBtu	4.822 KBtu/SqFt	\$5,718.33	\$1.406 /CCF	\$0.066 /SqFt
SEWER	162.00 CCF			\$739.58	\$4.565 /CCF	\$0.008 /SqFt
WATER	77.00 CCF			\$478.49	\$6.214 /CCF	\$0.005 /SqFt
Totals:		498,135 KBtu	5.732 KBtu/SqFt	\$10,133.40		

Energy

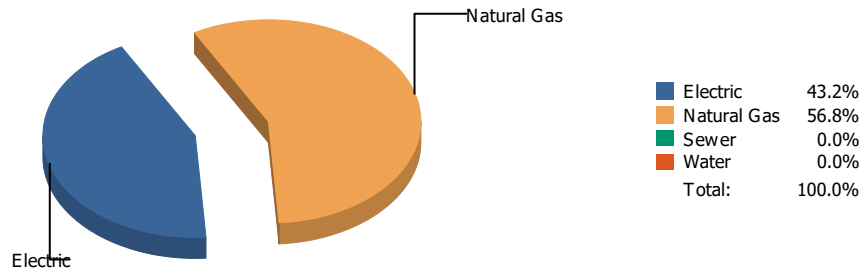


Cost

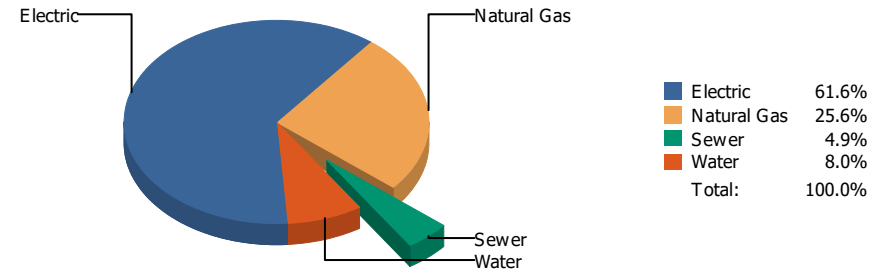


Commodity	Common Use	Energy Use	Energy Use / Area	Total Cost	Cost / Unit	Cost / Area
Place: [DRHORNEDOMIDDLESCHOOL_1] DR. HORNEDO MIDDLE SCHOOL 058 [BUILDING]						
Area: 184,871 SqFt						
Billing Period: Jan 2023						
ELECTRIC	68,400.00 kWh	233,381 KBtu	1.262 KBtu/SqFt	\$10,727.47	\$0.157 /kWh	\$0.058 /SqFt
NATURALGAS	10,141.00 CCF	1,044,523 KBtu	5.650 KBtu/SqFt	\$13,389.15	\$1.320 /CCF	\$0.072 /SqFt
SEWER	123.00 CCF			\$721.33	\$5.864 /CCF	\$0.004 /SqFt
WATER	270.00 CCF			\$1,357.54	\$5.028 /CCF	\$0.007 /SqFt
Totals:		1,277,904 KBtu	6.912 KBtu/SqFt	\$26,195.49		

Energy



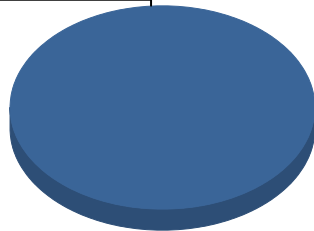
Cost



Commodity	Common Use	Energy Use	Energy Use / Area	Total Cost	Cost / Unit	Cost / Area
Place: [EL-PASO-HIGH] EL PASO HIGH 006 [BUILDING]						
Area: 236,062 SqFt						
Billing Period: Jan 2023						
ELECTRIC	120,054.00 kWh	409,624 KBtu	1.735 KBtu/SqFt	\$20,504.48	\$0.171 /kWh	\$0.086 /SqFt
NATURALGAS	5,234.00 CCF	539,102 KBtu	2.284 KBtu/SqFt	\$8,517.28	\$1.627 /CCF	\$0.036 /SqFt
SEWER	270.00 CCF			\$1,624.34	\$6.016 /CCF	\$0.007 /SqFt
WATER	457.00 CCF			\$2,651.99	\$5.803 /CCF	\$0.011 /SqFt
Totals:		948,726 KBtu	4.019 KBtu/SqFt	\$33,298.09		

Energy

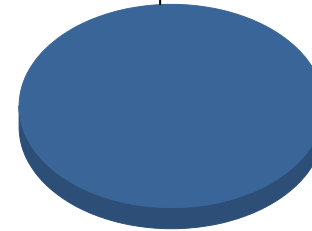
Electric



■ Electric 100.0%
Total: 100.0%

Cost

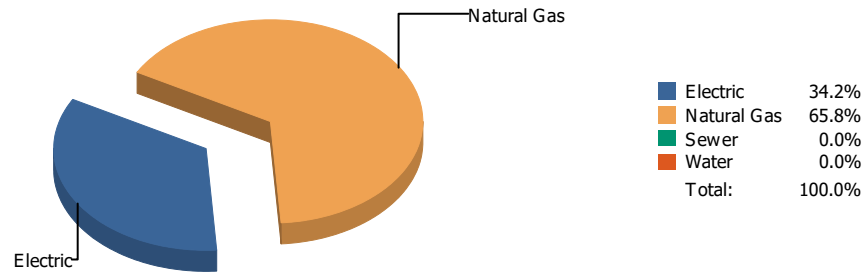
Electric



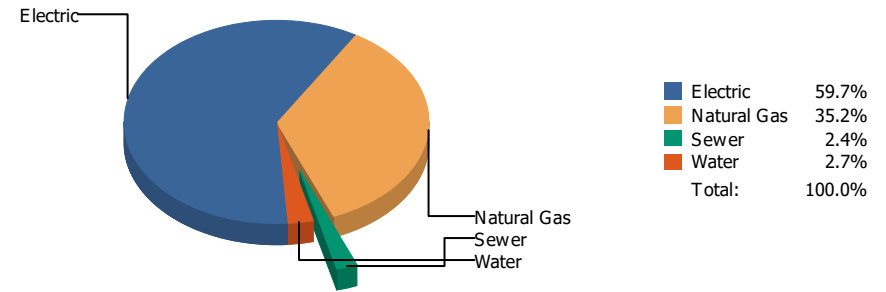
■ Electric 100.0%
Total: 100.0%

Commodity	Common Use	Energy Use	Energy Use / Area	Total Cost	Cost / Unit	Cost / Area
Place: [FANNIN] FANNIN 116 [BUILDING]						
Area: 73,291 SqFt						
Billing Period: Jan 2023						
ELECTRIC	5,500.00 kWh	18,766 KBtu	0.256 KBtu/SqFt	\$637.12	\$0.116 /kWh	\$0.009 /SqFt
Totals:		18,766 KBtu	0.256 KBtu/SqFt	\$637.12		

Energy

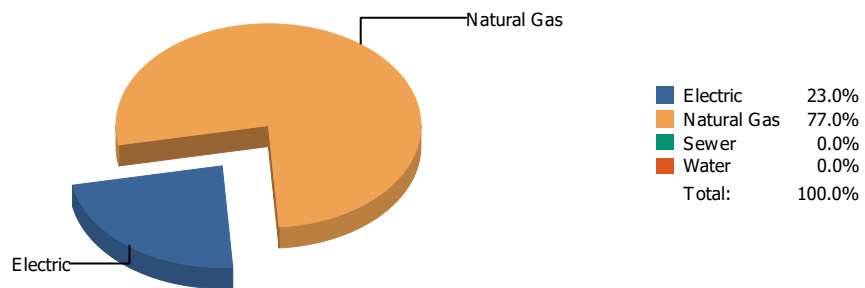


Cost

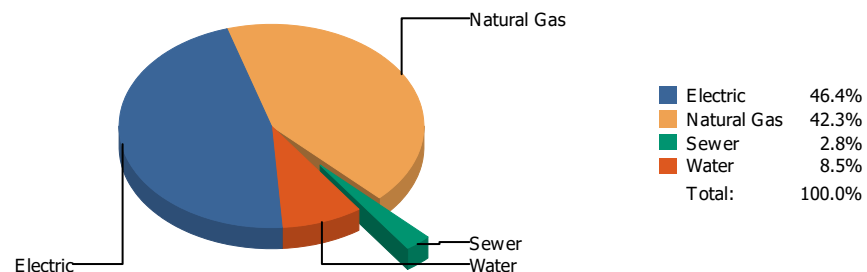


Commodity	Common Use	Energy Use	Energy Use / Area	Total Cost	Cost / Unit	Cost / Area
Place: [FRANKLIN] FRANKLIN HIGH SCHOOL 010 [BUILDING]						
Area: 329,377 SqFt						
Billing Period: Jan 2023						
ELECTRIC	161,099.00 kWh	549,670 KBtu	1.669 KBtu/SqFt	\$23,307.38	\$0.145 /kWh	\$0.071 /SqFt
NATURALGAS	10,249.00 CCF	1,055,647 KBtu	3.205 KBtu/SqFt	\$13,742.54	\$1.341 /CCF	\$0.042 /SqFt
SEWER	207.00 CCF			\$930.49	\$4.495 /CCF	\$0.003 /SqFt
WATER	215.00 CCF			\$1,035.10	\$4.814 /CCF	\$0.003 /SqFt
Totals:		1,605,317 KBtu	4.874 KBtu/SqFt	\$39,015.51		

Energy

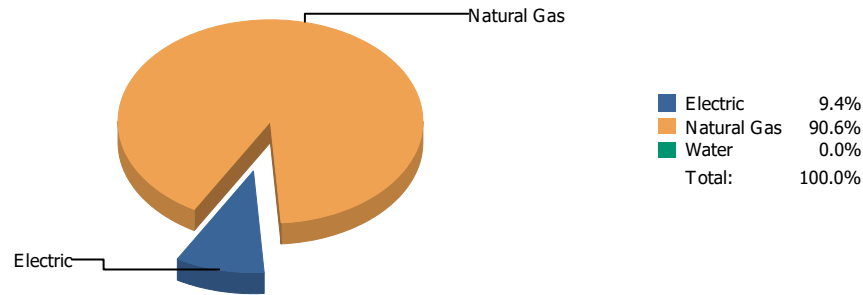


Cost

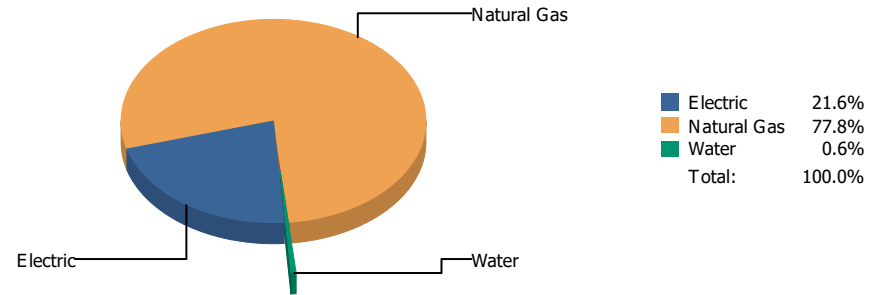


Commodity	Common Use	Energy Use	Energy Use / Area	Total Cost	Cost / Unit	Cost / Area
Place: [FRANKLIN9THGRADECENTER_2] FRANKLIN 9TH GRADE CENTER 053 [BUILDING]						
Area: 193,158 SqFt						
Billing Period: Jan 2023						
ELECTRIC	65,032.00 kWh	221,889 KBtu	1.149 KBtu/SqFt	\$10,531.05	\$0.162 /kWh	\$0.054 /SqFt
NATURALGAS	7,213.00 CCF	742,939 KBtu	3.846 KBtu/SqFt	\$9,587.21	\$1.329 /CCF	\$0.050 /SqFt
SEWER	90.00 CCF			\$639.16	\$7.102 /CCF	\$0.003 /SqFt
WATER	606.00 CCF			\$1,930.52	\$3.186 /CCF	\$0.010 /SqFt
Totals:		964,828 KBtu	4.995 KBtu/SqFt	\$22,687.94		

Energy

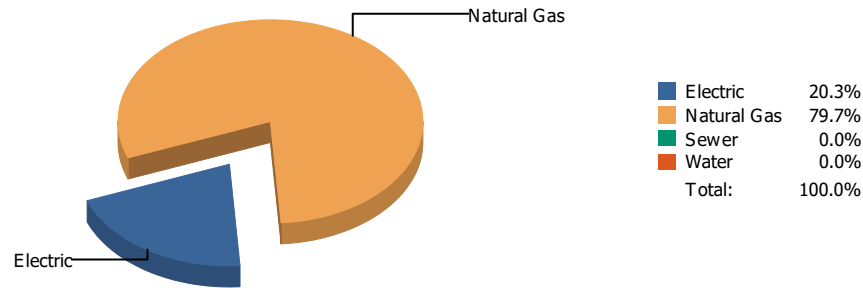


Cost

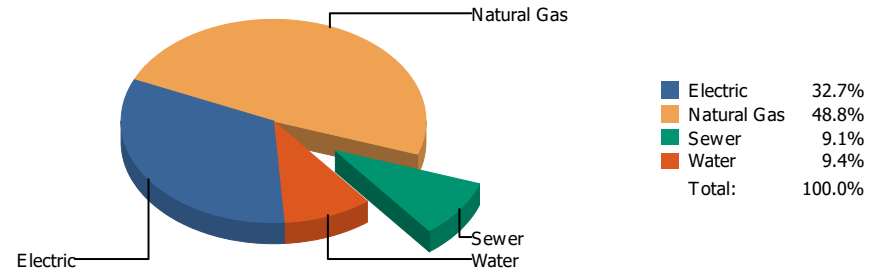


Commodity	Common Use	Energy Use	Energy Use / Area	Total Cost	Cost / Unit	Cost / Area
Place: [GAMBLE] JAMES GAMBLE WAREHOUSE [BUILDING]						
Area: 53,241 SqFt						
Billing Period: Jan 2023						
ELECTRIC	16,800.00 kWh	57,322 KBtu	1.077 KBtu/SqFt	\$2,357.29	\$0.140 /kWh	\$0.044 /SqFt
NATURALGAS	5,384.00 CCF	554,552 KBtu	10.416 KBtu/SqFt	\$8,491.81	\$1.577 /CCF	\$0.159 /SqFt
WATER	0.00 CCF			\$66.14	\$0.000 /CCF	\$0.001 /SqFt
Totals:		611,874 KBtu	11.493 KBtu/SqFt	\$10,915.24		

Energy

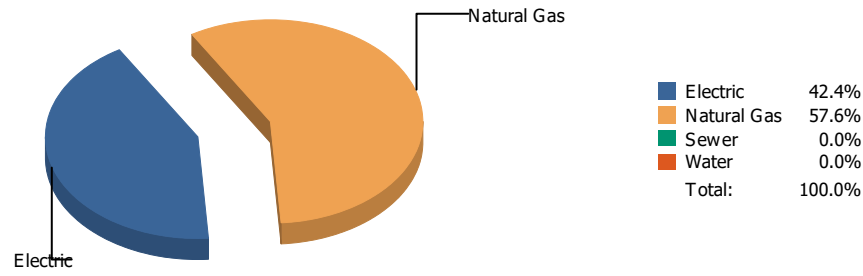


Cost

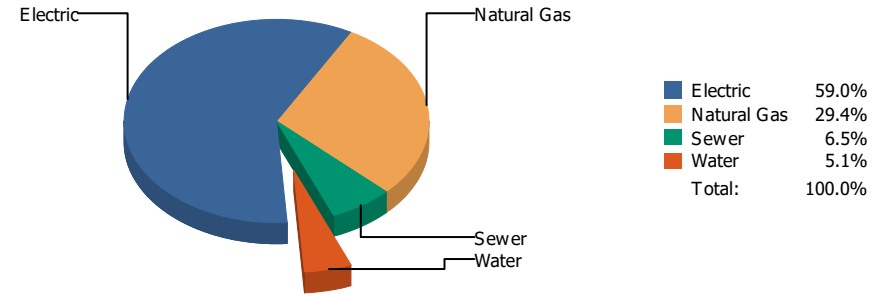


Commodity	Common Use	Energy Use	Energy Use / Area	Total Cost	Cost / Unit	Cost / Area
Place: [GREEN] GREEN ELEMENTARY SCHOOL 162 [BUILDING]						
Area: 88,156 SqFt						
Billing Period: Jan 2023						
ELECTRIC	21,000.00 kWh	71,652 KBtu	0.813 KBtu/SqFt	\$2,663.80	\$0.127 /kWh	\$0.030 /SqFt
NATURALGAS	2,724.00 CCF	280,572 KBtu	3.183 KBtu/SqFt	\$3,979.93	\$1.461 /CCF	\$0.045 /SqFt
SEWER	81.00 CCF			\$738.67	\$9.119 /CCF	\$0.008 /SqFt
WATER	103.00 CCF			\$769.64	\$7.472 /CCF	\$0.009 /SqFt
Totals:		352,224 KBtu	3.995 KBtu/SqFt	\$8,152.04		

Energy

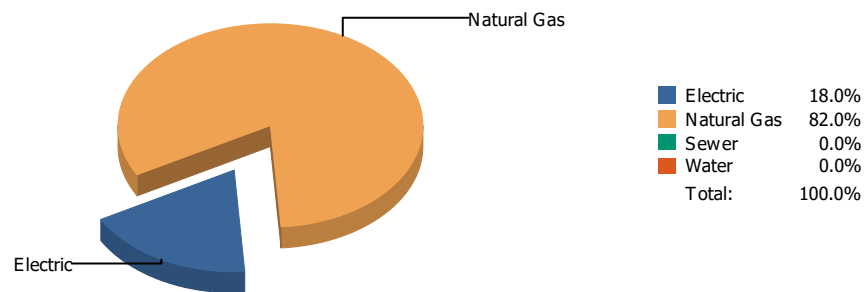


Cost

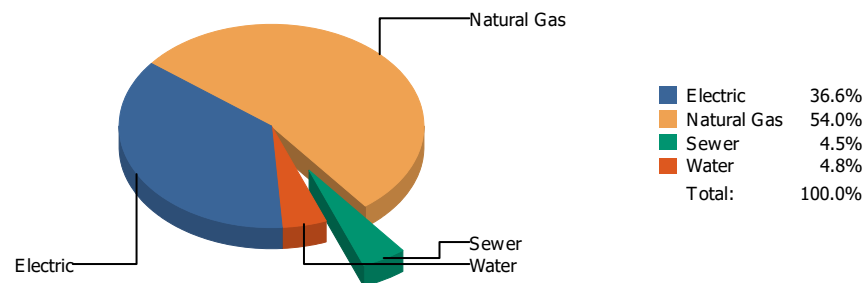


Commodity	Common Use	Energy Use	Energy Use / Area	Total Cost	Cost / Unit	Cost / Area
Place: [GUERRERO] ROSA GUERRERO ELEMENTARY 163 [BUILDING]						
Area: 88,641 SqFt						
Billing Period: Jan 2023						
ELECTRIC	31,860.00 kWh	108,706 KBtu	1.226 KBtu/SqFt	\$4,619.27	\$0.145 /kWh	\$0.052 /SqFt
NATURALGAS	1,432.00 CCF	147,496 KBtu	1.664 KBtu/SqFt	\$2,299.84	\$1.606 /CCF	\$0.026 /SqFt
SEWER	47.00 CCF			\$508.43	\$10.818 /CCF	\$0.006 /SqFt
WATER	41.00 CCF			\$397.49	\$9.695 /CCF	\$0.004 /SqFt
Totals:		256,202 KBtu	2.890 KBtu/SqFt	\$7,825.03		

Energy

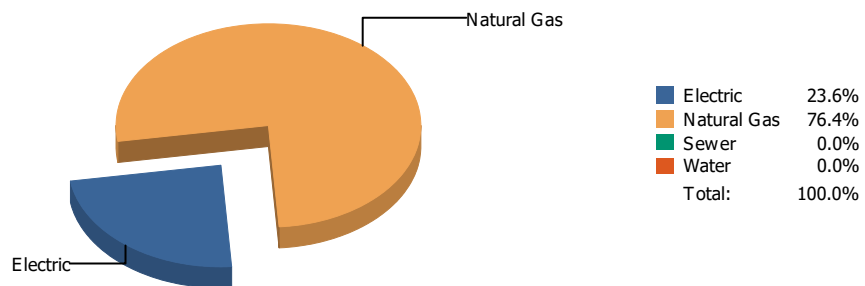


Cost

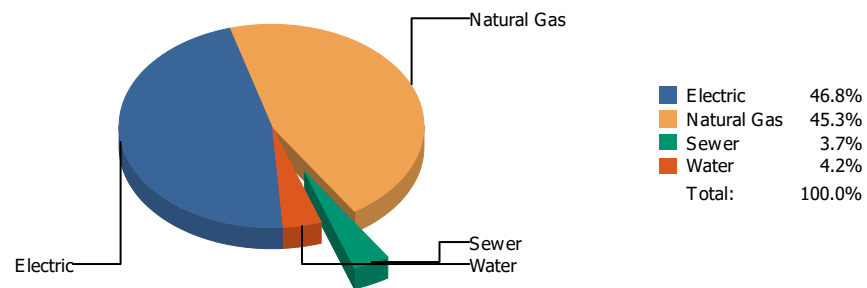


Commodity	Common Use	Energy Use	Energy Use / Area	Total Cost	Cost / Unit	Cost / Area
Place: [GUILLEN] GUILLEN 044 [BUILDING]						
Area: 223,773 SqFt						
Billing Period: Jan 2023						
ELECTRIC	38,316.00 kWh	130,734 KBtu	0.584 KBtu/SqFt	\$5,377.62	\$0.140 /kWh	\$0.024 /SqFt
NATURALGAS	5,767.00 CCF	594,001 KBtu	2.654 KBtu/SqFt	\$7,930.84	\$1.375 /CCF	\$0.035 /SqFt
SEWER	108.00 CCF			\$660.32	\$6.114 /CCF	\$0.003 /SqFt
WATER	151.00 CCF			\$708.95	\$4.695 /CCF	\$0.003 /SqFt
Totals:		724,735 KBtu	3.239 KBtu/SqFt	\$14,677.73		

Energy

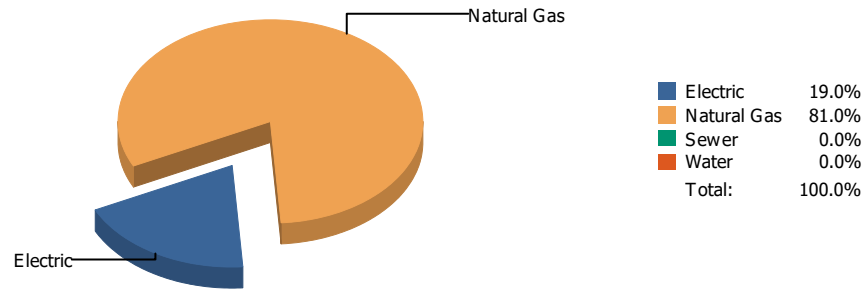


Cost

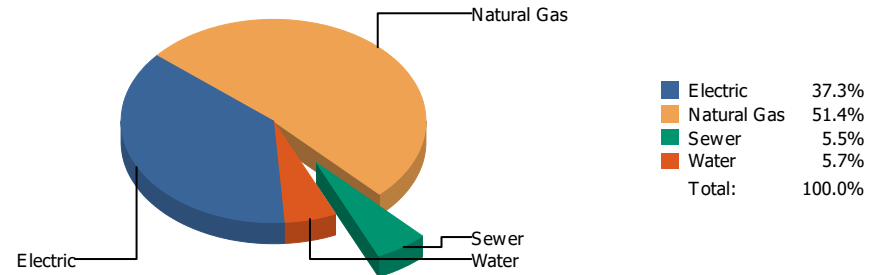


Commodity	Common Use	Energy Use	Energy Use / Area	Total Cost	Cost / Unit	Cost / Area
Place: [HART] HART 118 [BUILDING]						
Area: 63,357 SqFt						
Billing Period: Jan 2023						
ELECTRIC	36,360.00 kWh	124,060 KBtu	1.958 KBtu/SqFt	\$5,449.50	\$0.150 /kWh	\$0.086 /SqFt
NATURALGAS	3,890.00 CCF	400,670 KBtu	6.324 KBtu/SqFt	\$5,272.52	\$1.355 /CCF	\$0.083 /SqFt
SEWER	65.00 CCF			\$431.33	\$6.636 /CCF	\$0.007 /SqFt
WATER	62.00 CCF			\$492.20	\$7.939 /CCF	\$0.008 /SqFt
Totals:		524,730 KBtu	8.282 KBtu/SqFt	\$11,645.55		

Energy

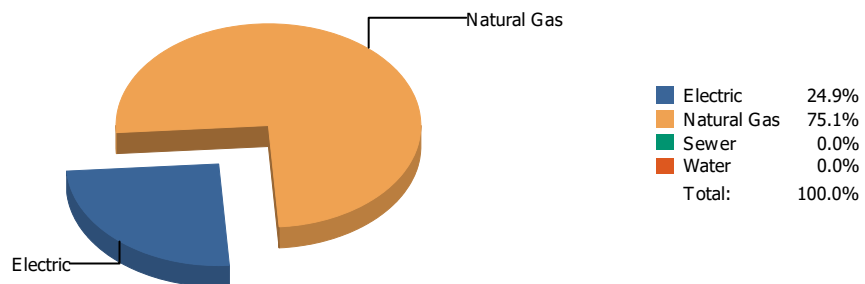


Cost

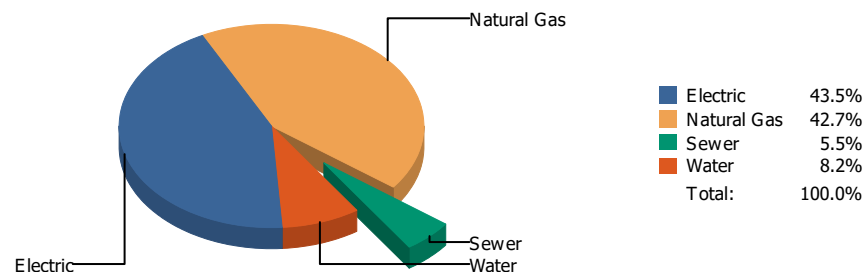


Commodity	Common Use	Energy Use	Energy Use / Area	Total Cost	Cost / Unit	Cost / Area
Place: [HAWKINS] HAWKINS 119 [BUILDING]						
Area: 57,207 SqFt						
Billing Period: Jan 2023						
ELECTRIC	19,514.00 kWh	66,582 KBtu	1.164 KBtu/SqFt	\$2,763.73	\$0.142 /kWh	\$0.048 /SqFt
NATURALGAS	2,763.00 CCF	284,589 KBtu	4.975 KBtu/SqFt	\$3,809.56	\$1.379 /CCF	\$0.067 /SqFt
SEWER	67.00 CCF			\$410.67	\$6.129 /CCF	\$0.007 /SqFt
WATER	50.00 CCF			\$421.26	\$8.425 /CCF	\$0.007 /SqFt
Totals:		351,171 KBtu	6.139 KBtu/SqFt	\$7,405.22		

Energy



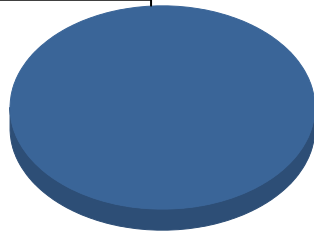
Cost



Commodity	Common Use	Energy Use	Energy Use / Area	Total Cost	Cost / Unit	Cost / Area
Place: [HERRERA_1] HERRERA ELEMENTARY 174 [BUILDING]						
Area: 86,275 SqFt						
Billing Period: Jan 2023						
ELECTRIC	38,600.00 kWh	131,703 KBtu	1.527 KBtu/SqFt	\$5,335.68	\$0.138 /kWh	\$0.062 /SqFt
NATURALGAS	3,863.00 CCF	397,889 KBtu	4.612 KBtu/SqFt	\$5,237.31	\$1.356 /CCF	\$0.061 /SqFt
SEWER	105.00 CCF			\$676.51	\$6.443 /CCF	\$0.008 /SqFt
WATER	129.00 CCF			\$1,005.36	\$7.793 /CCF	\$0.012 /SqFt
Totals:		529,592 KBtu	6.138 KBtu/SqFt	\$12,254.86		

Energy

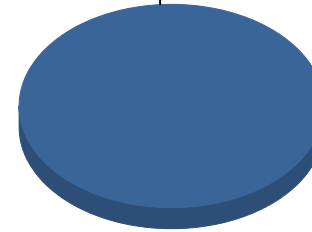
Electric



■ Electric 100.0%
Total: 100.0%

Cost

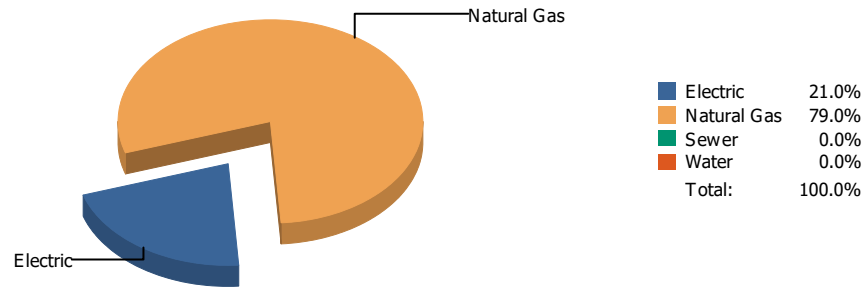
Electric



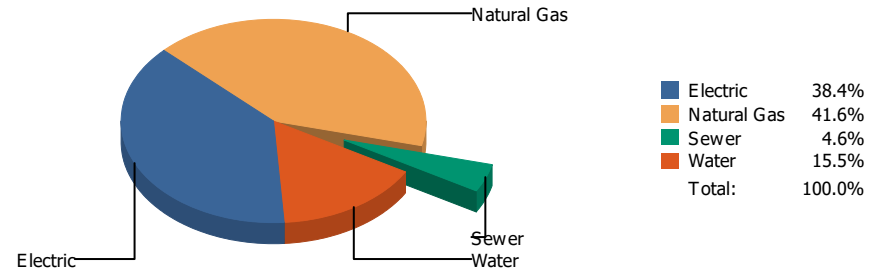
■ Electric 100.0%
Total: 100.0%

Commodity	Common Use	Energy Use	Energy Use / Area	Total Cost	Cost / Unit	Cost / Area
Place: [HIGHLAND] HIGHLAND/ANNEX 120 [BUILDING]						
Area: 33,705 SqFt						
Billing Period: Jan 2023						
ELECTRIC	30,520.00 kWh	104,134 KBtu	3.090 KBtu/SqFt	\$3,009.82	\$0.099 /kWh	\$0.089 /SqFt
Totals:		104,134 KBtu	3.090 KBtu/SqFt	\$3,009.82		

Energy

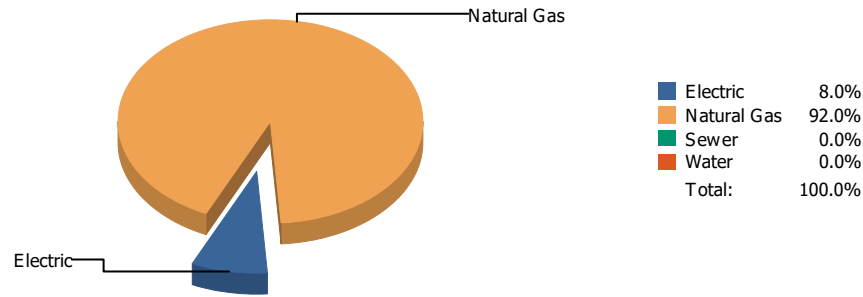


Cost

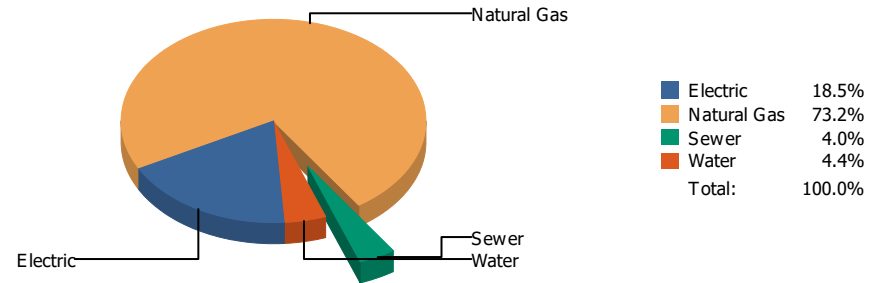


Commodity	Common Use	Energy Use	Energy Use / Area	Total Cost	Cost / Unit	Cost / Area
Place: [HILLSIDE] HILLSIDE 121 [BUILDING]						
Area: 80,656 SqFt						
Billing Period: Jan 2023						
ELECTRIC	34,172.00 kWh	116,595 KBtu	1.446 KBtu/SqFt	\$5,721.48	\$0.167 /kWh	\$0.071 /SqFt
NATURALGAS	4,265.00 CCF	439,295 KBtu	5.447 KBtu/SqFt	\$6,196.19	\$1.453 /CCF	\$0.077 /SqFt
SEWER	117.00 CCF			\$682.73	\$5.835 /CCF	\$0.008 /SqFt
WATER	402.00 CCF			\$2,309.65	\$5.745 /CCF	\$0.029 /SqFt
Totals:		555,890 KBtu	6.892 KBtu/SqFt	\$14,910.05		

Energy

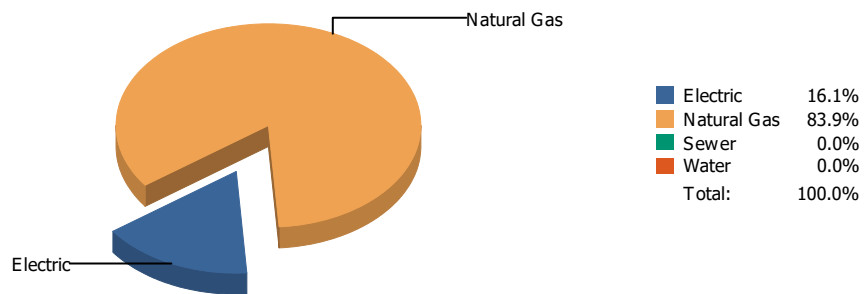


Cost

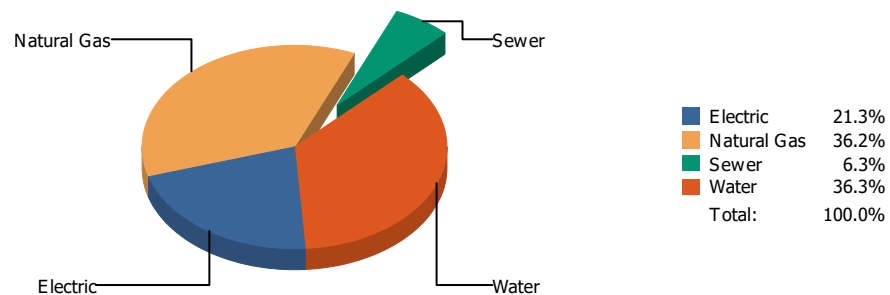


Commodity	Common Use	Energy Use	Energy Use / Area	Total Cost	Cost / Unit	Cost / Area
Place: [HOUSTON] HOUSTON 122 [BUILDING]						
Area: 84,178 SqFt						
Billing Period: Jan 2023						
ELECTRIC	15,600.00 kWh	53,227 KBtu	0.632 KBtu/SqFt	\$2,056.62	\$0.132 /kWh	\$0.024 /SqFt
NATURALGAS	5,946.00 CCF	612,438 KBtu	7.276 KBtu/SqFt	\$8,146.19	\$1.370 /CCF	\$0.097 /SqFt
SEWER	23.00 CCF			\$448.67	\$19.507 /CCF	\$0.005 /SqFt
WATER	30.00 CCF			\$484.74	\$16.158 /CCF	\$0.006 /SqFt
Totals:		665,665 KBtu	7.908 KBtu/SqFt	\$11,136.22		

Energy

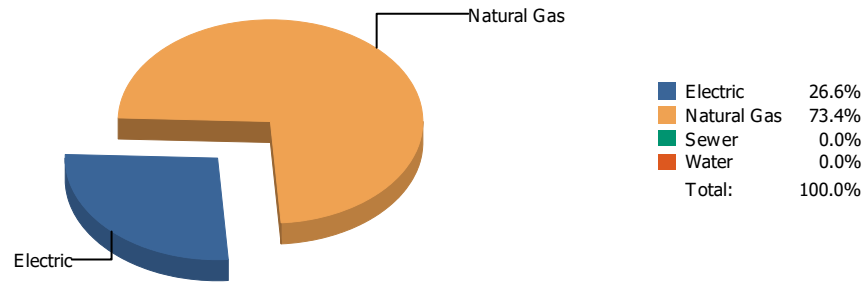


Cost

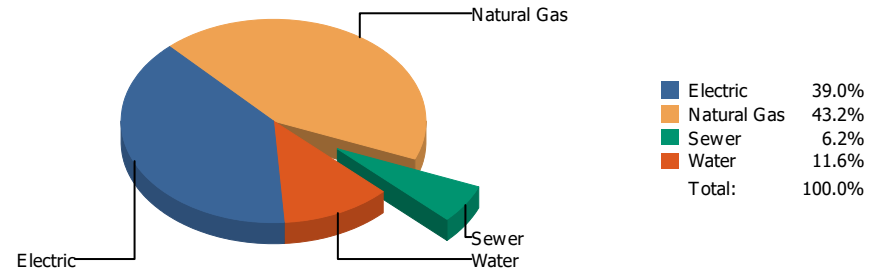


Commodity	Common Use	Energy Use	Energy Use / Area	Total Cost	Cost / Unit	Cost / Area
Place: [HUGHEY] HUGHEY 123 [BUILDING]						
Area: 74,815 SqFt						
Billing Period: Jan 2023						
ELECTRIC	16,889.00 kWh	57,625 KBtu	0.770 KBtu/SqFt	\$2,638.79	\$0.156 /kWh	\$0.035 /SqFt
NATURALGAS	2,913.00 CCF	300,039 KBtu	4.010 KBtu/SqFt	\$4,482.31	\$1.539 /CCF	\$0.060 /SqFt
SEWER	107.00 CCF			\$779.75	\$7.287 /CCF	\$0.010 /SqFt
WATER	596.00 CCF			\$4,497.52	\$7.546 /CCF	\$0.060 /SqFt
Totals:		357,664 KBtu	4.781 KBtu/SqFt	\$12,398.37		

Energy

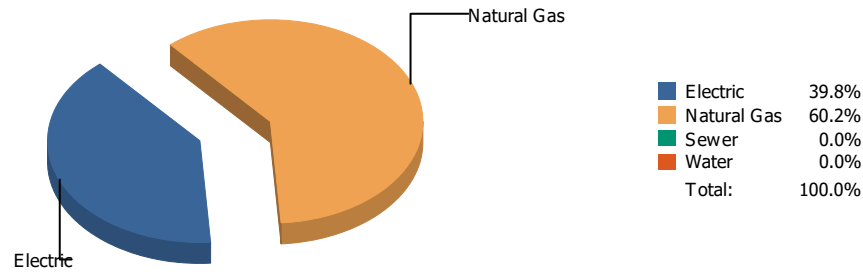


Cost

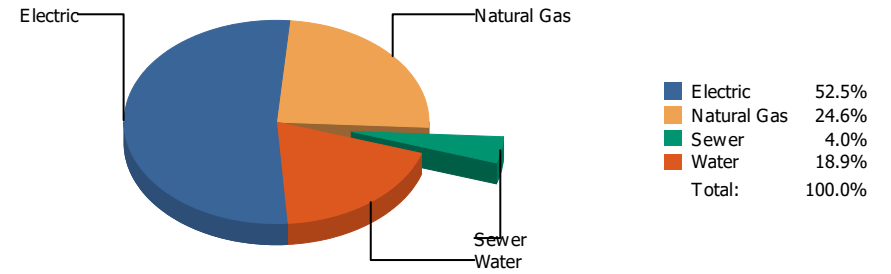


Commodity	Common Use	Energy Use	Energy Use / Area	Total Cost	Cost / Unit	Cost / Area
Place: [IRVIN] IRVIN 008 [BUILDING]						
Area: 303,804 SqFt						
Billing Period: Jan 2023						
ELECTRIC	126,977.00 kWh	433,246 KBtu	1.426 KBtu/SqFt	\$15,570.16	\$0.123 /kWh	\$0.051 /SqFt
NATURALGAS	11,600.00 CCF	1,194,800 KBtu	3.933 KBtu/SqFt	\$17,210.25	\$1.484 /CCF	\$0.056 /SqFt
SEWER	887.00 CCF			\$2,478.11	\$2.794 /CCF	\$0.008 /SqFt
WATER	1,243.00 CCF			\$4,619.07	\$3.716 /CCF	\$0.015 /SqFt
Totals:		1,628,046 KBtu	5.359 KBtu/SqFt	\$39,877.59		

Energy

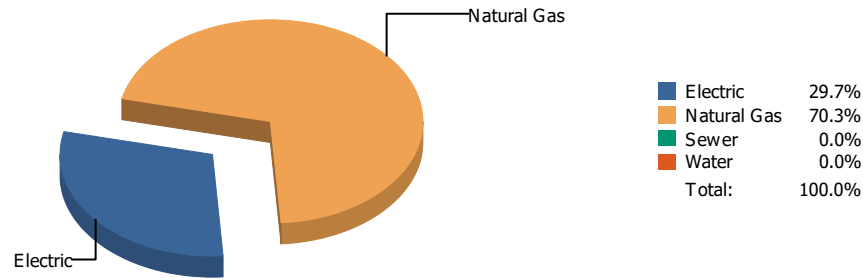


Cost

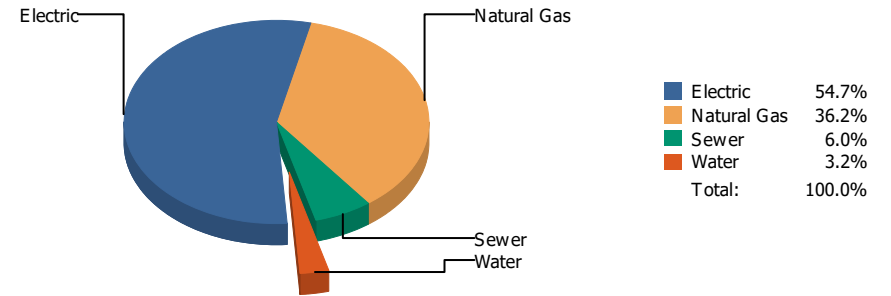


Commodity	Common Use	Energy Use	Energy Use / Area	Total Cost	Cost / Unit	Cost / Area
Place: [J_V_TINAJERO] J. V. TINAJERO 000 [ORGANIZATION]						
* Area Missing						
Billing Period: Jan 2023						
ELECTRIC	64,440.00 kWh	219,869 KBtu		\$8,806.25	\$0.137 /kWh	
NATURALGAS	3,224.00 CCF	332,072 KBtu		\$4,125.64	\$1.280 /CCF	
SEWER	57.00 CCF			\$678.91	\$11.911 /CCF	
WATER	407.00 CCF			\$3,170.90	\$7.791 /CCF	
Totals:		551,941 KBtu		\$16,781.70		

Energy

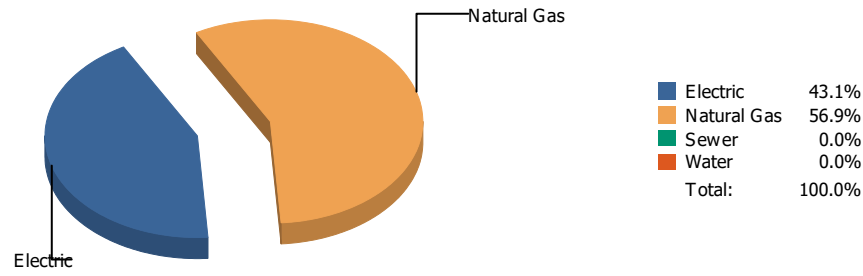


Cost

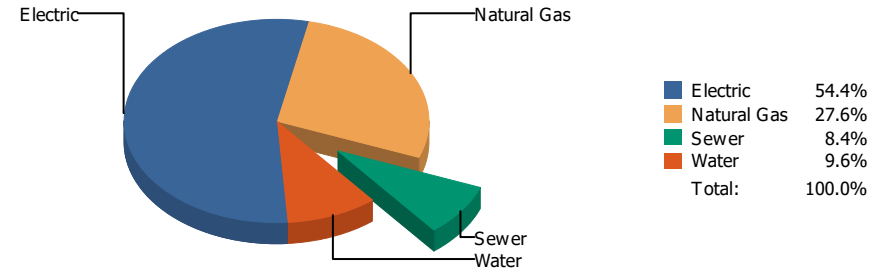


Commodity	Common Use	Energy Use	Energy Use / Area	Total Cost	Cost / Unit	Cost / Area
Place: [JEFFERSN] JEFFERSON 009 [BUILDING]						
Area: 257,708 SqFt						
Billing Period: Jan 2023						
ELECTRIC	87,232.00 kWh	297,636 KBtu	1.155 KBtu/SqFt	\$15,083.70	\$0.173 /kWh	\$0.058 /SqFt
NATURALGAS	6,826.00 CCF	703,078 KBtu	2.728 KBtu/SqFt	\$9,969.50	\$1.461 /CCF	\$0.038 /SqFt
SEWER	457.00 CCF			\$1,645.40	\$3.600 /CCF	\$0.006 /SqFt
WATER	135.00 CCF			\$870.88	\$6.451 /CCF	\$0.003 /SqFt
Totals:		1,000,714 KBtu	3.883 KBtu/SqFt	\$27,569.48		

Energy

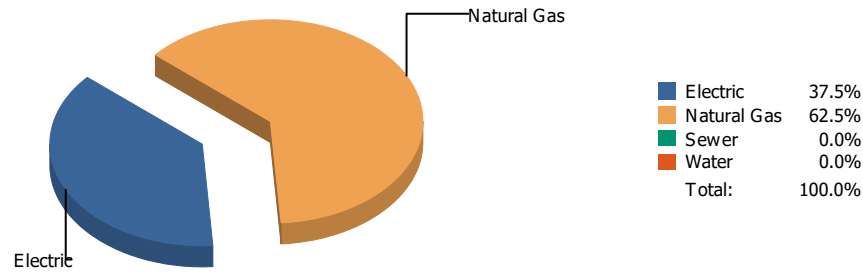


Cost

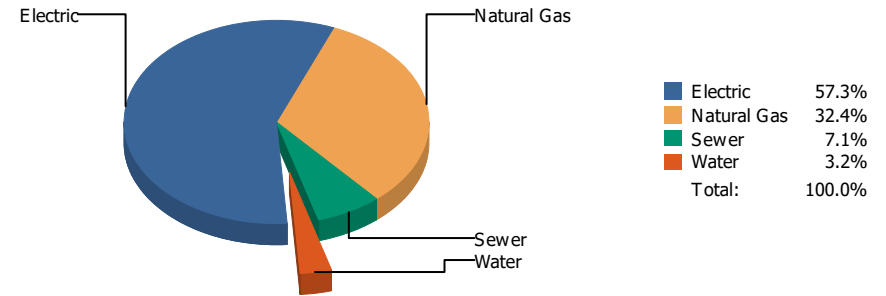


Commodity	Common Use	Energy Use	Energy Use / Area	Total Cost	Cost / Unit	Cost / Area
Place: [JOHNSON] L.B. JOHNSON 155 [BUILDING]						
Area: 87,993 SqFt						
Billing Period: Jan 2023						
ELECTRIC	22,250.00 kWh	75,917 KBtu	0.863 KBtu/SqFt	\$2,929.55	\$0.132 /kWh	\$0.033 /SqFt
NATURALGAS	975.00 CCF	100,425 KBtu	1.141 KBtu/SqFt	\$1,487.29	\$1.525 /CCF	\$0.017 /SqFt
SEWER	73.00 CCF			\$451.25	\$6.182 /CCF	\$0.005 /SqFt
WATER	98.00 CCF			\$518.85	\$5.294 /CCF	\$0.006 /SqFt
Totals:		176,342 KBtu	2.004 KBtu/SqFt	\$5,386.94		

Energy

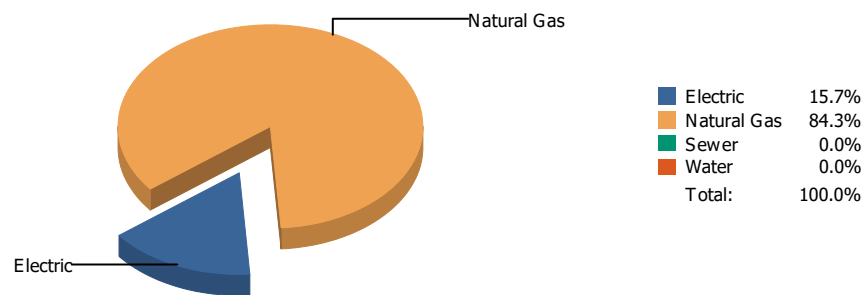


Cost

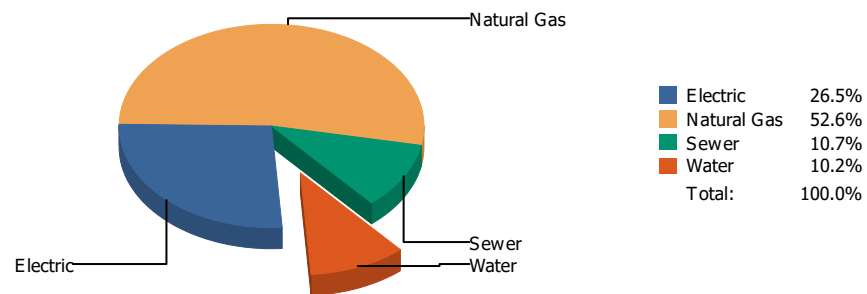


Commodity	Common Use	Energy Use	Energy Use / Area	Total Cost	Cost / Unit	Cost / Area
Place: [KOHLBERG] KOHLBERG ELEMENTARY [BUILDING]						
Area: 99,884 SqFt						
Billing Period: Jan 2023						
ELECTRIC	48,080.00 kWh	164,049 KBtu	1.642 KBtu/SqFt	\$6,862.78	\$0.143 /kWh	\$0.069 /SqFt
NATURALGAS	2,655.00 CCF	273,465 KBtu	2.738 KBtu/SqFt	\$3,886.34	\$1.464 /CCF	\$0.039 /SqFt
SEWER	195.00 CCF			\$851.92	\$4.369 /CCF	\$0.008 /SqFt
WATER	23.00 CCF			\$385.30	\$16.752 /CCF	\$0.004 /SqFt
Totals:		437,514 KBtu	4.380 KBtu/SqFt	\$11,986.34		

Energy

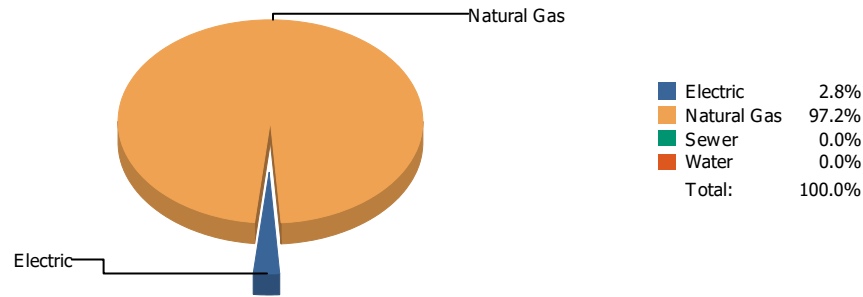


Cost

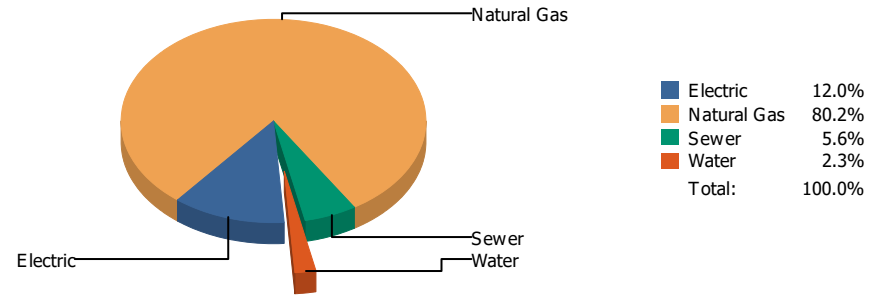


Commodity	Common Use	Energy Use	Energy Use / Area	Total Cost	Cost / Unit	Cost / Area
Place: [LAMAR] LAMAR 125 [BUILDING]						
Area: 76,252 SqFt						
Billing Period: Jan 2023						
ELECTRIC	15,600.00 kWh	53,227 KBtu	0.698 KBtu/SqFt	\$2,137.26	\$0.137 /kWh	\$0.028 /SqFt
NATURALGAS	2,779.00 CCF	286,237 KBtu	3.754 KBtu/SqFt	\$4,252.09	\$1.530 /CCF	\$0.056 /SqFt
SEWER	83.00 CCF			\$867.55	\$10.452 /CCF	\$0.011 /SqFt
WATER	103.00 CCF			\$822.02	\$7.981 /CCF	\$0.011 /SqFt
Totals:		339,464 KBtu	4.452 KBtu/SqFt	\$8,078.92		

Energy

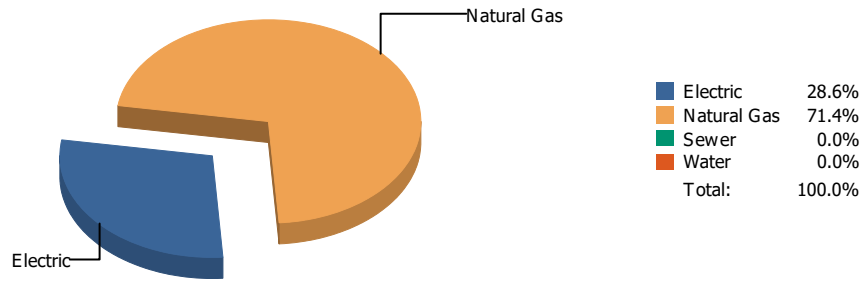


Cost

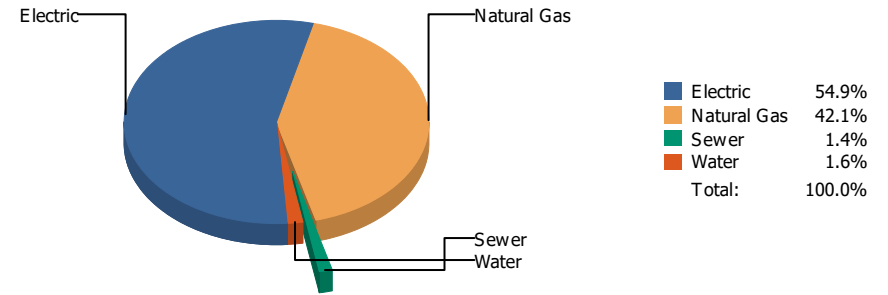


Commodity	Common Use	Energy Use	Energy Use / Area	Total Cost	Cost / Unit	Cost / Area
Place: [LIVE-MAT] LIVE MATERIAL CENTER 929 [BUILDING]						
Area: 2,483 SqFt						
Billing Period: Jan 2023						
ELECTRIC	121.00 kWh	413 KBtu	0.166 KBtu/SqFt	\$90.39	\$0.747 /kWh	\$0.036 /SqFt
NATURALGAS	140.00 CCF	14,420 KBtu	5.807 KBtu/SqFt	\$605.81	\$4.327 /CCF	\$0.244 /SqFt
SEWER	1.00 CCF			\$42.07	\$42.070 /CCF	\$0.017 /SqFt
WATER	0.00 CCF			\$17.40	\$0.000 /CCF	\$0.007 /SqFt
Totals:		14,833 KBtu	5.974 KBtu/SqFt	\$755.67		

Energy

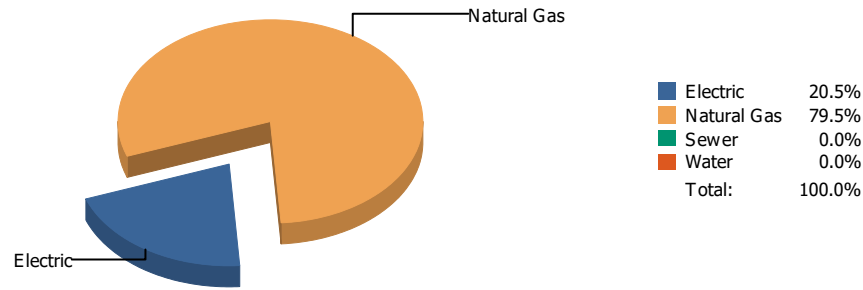


Cost

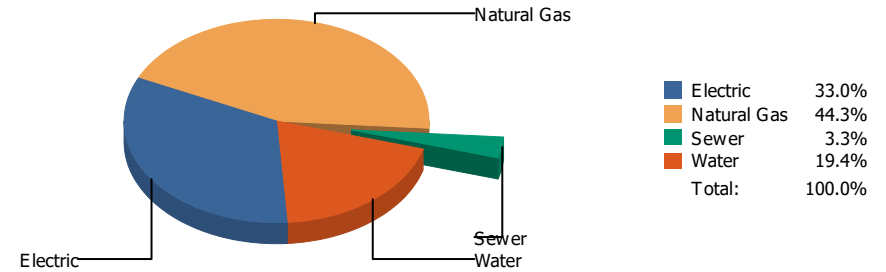


Commodity	Common Use	Energy Use	Energy Use / Area	Total Cost	Cost / Unit	Cost / Area
Place: [LOGAN] LOGAN 128 [BUILDING]						
Area: 72,248 SqFt						
Billing Period: Jan 2023						
ELECTRIC	37,000.00 kWh	126,244 KBtu	1.747 KBtu/SqFt	\$5,458.61	\$0.148 /kWh	\$0.076 /SqFt
NATURALGAS	3,060.00 CCF	315,180 KBtu	4.362 KBtu/SqFt	\$4,185.81	\$1.368 /CCF	\$0.058 /SqFt
SEWER	8.00 CCF			\$141.84	\$17.730 /CCF	\$0.002 /SqFt
WATER	11.00 CCF			\$159.96	\$14.542 /CCF	\$0.002 /SqFt
Totals:		441,424 KBtu	6.110 KBtu/SqFt	\$9,946.22		

Energy

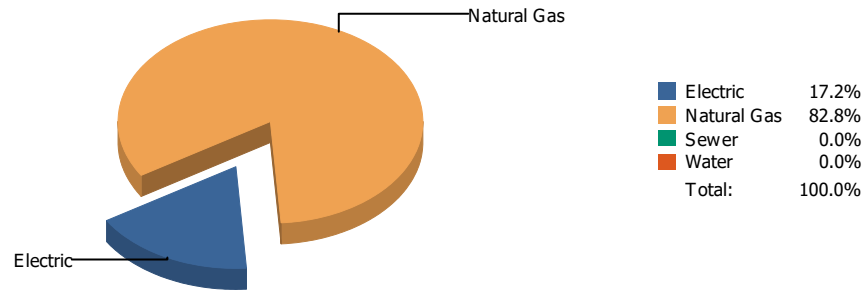


Cost

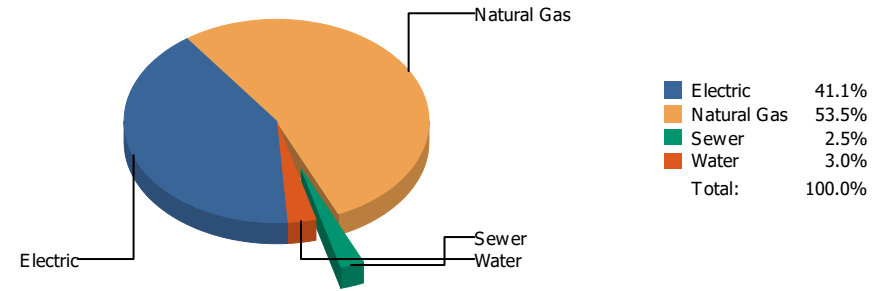


Commodity	Common Use	Energy Use	Energy Use / Area	Total Cost	Cost / Unit	Cost / Area
Place: [LUNDY_2] LUNDY 177 [BUILDING]						
Area: 112,731 SqFt						
Billing Period: Jan 2023						
ELECTRIC	48,400.00 kWh	165,141 KBtu	1.465 KBtu/SqFt	\$6,368.89	\$0.132 /kWh	\$0.056 /SqFt
NATURALGAS	6,229.00 CCF	641,587 KBtu	5.691 KBtu/SqFt	\$8,530.73	\$1.370 /CCF	\$0.076 /SqFt
SEWER	87.00 CCF			\$631.69	\$7.261 /CCF	\$0.006 /SqFt
WATER	633.00 CCF			\$3,747.10	\$5.920 /CCF	\$0.033 /SqFt
Totals:		806,728 KBtu	7.156 KBtu/SqFt	\$19,278.41		

Energy

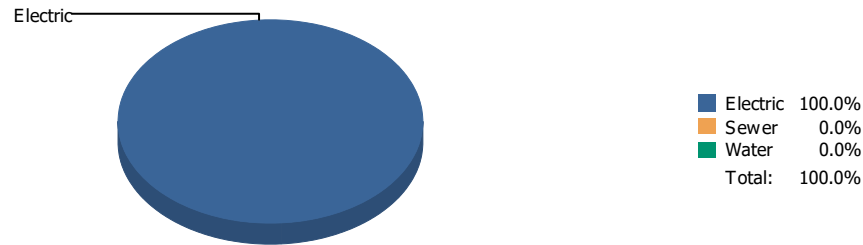


Cost

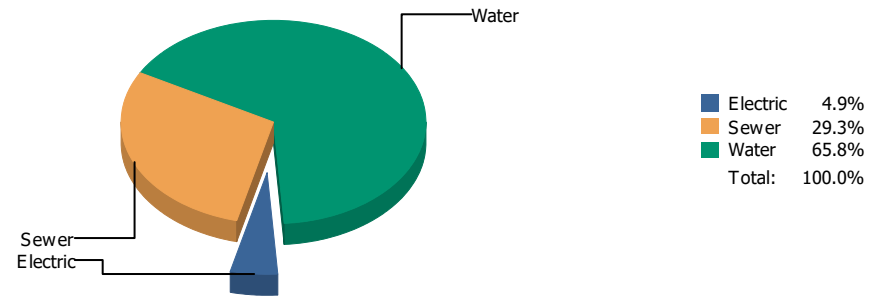


Commodity	Common Use	Energy Use	Energy Use / Area	Total Cost	Cost / Unit	Cost / Area
Place: [MAC] MACARTHUR 129 [BUILDING]						
Area: 143,341 SqFt						
Billing Period: Jan 2023						
ELECTRIC	54,400.00 kWh	185,613 KBtu	1.295 KBtu/SqFt	\$8,786.37	\$0.162 /kWh	\$0.061 /SqFt
NATURALGAS	8,652.00 CCF	891,156 KBtu	6.217 KBtu/SqFt	\$11,430.84	\$1.321 /CCF	\$0.080 /SqFt
SEWER	103.00 CCF			\$525.95	\$5.106 /CCF	\$0.004 /SqFt
WATER	131.00 CCF			\$633.29	\$4.834 /CCF	\$0.004 /SqFt
Totals:		1,076,769 KBtu	7.512 KBtu/SqFt	\$21,376.45		

Energy

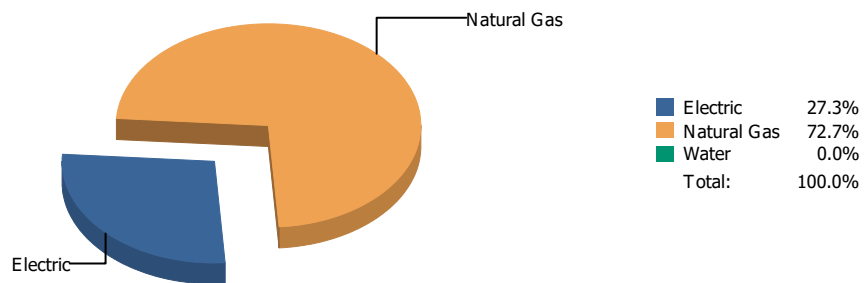


Cost

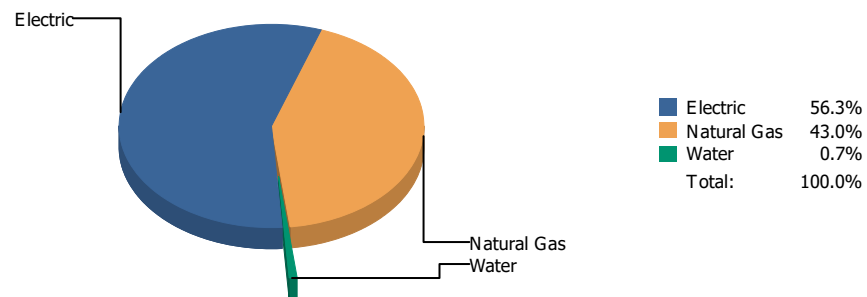


Commodity	Common Use	Energy Use	Energy Use / Area	Total Cost	Cost / Unit	Cost / Area
Place: [MAGOFFIN] MAGOFFIN CUSTODIAL 047 [BUILDING]						
Area: 76,378 SqFt						
Billing Period: Jan 2023						
ELECTRIC	275.00 kWh	938 KBtu	0.012 KBtu/SqFt	\$78.10	\$0.284 /kWh	\$0.001 /SqFt
SEWER	21.00 CCF			\$467.35	\$22.255 /CCF	\$0.006 /SqFt
WATER	75.00 CCF			\$1,050.07	\$14.001 /CCF	\$0.014 /SqFt
Totals:		938 KBtu	0.012 KBtu/SqFt	\$1,595.52		

Energy

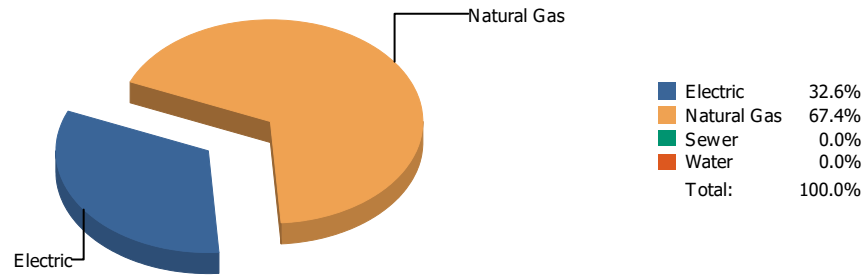


Cost

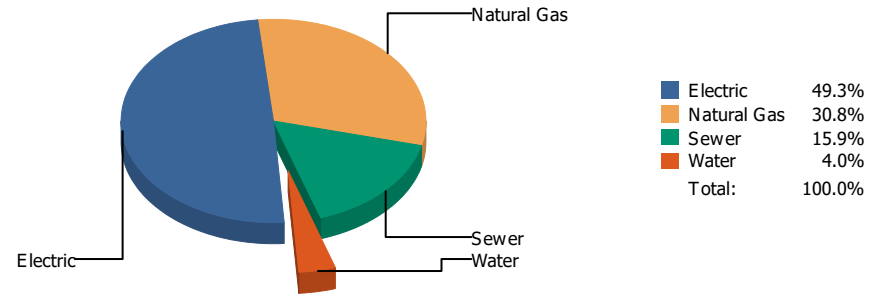


Commodity	Common Use	Energy Use	Energy Use / Area	Total Cost	Cost / Unit	Cost / Area
Place: [MAGOFFINNEWMIDDLESCHOOL] MAGOFFIN MIDDLE SCHOOL [BUILDING]						
Area: 116,136 SqFt						
Billing Period: Jan 2023						
ELECTRIC	60,800.00 kWh	207,450 KBtu	1.786 KBtu/SqFt	\$9,704.76	\$0.160 /kWh	\$0.084 /SqFt
NATURALGAS	5,371.00 CCF	553,213 KBtu	4.763 KBtu/SqFt	\$7,400.34	\$1.378 /CCF	\$0.064 /SqFt
WATER	0.00 CCF			\$123.09	\$0.000 /CCF	\$0.001 /SqFt
Totals:		760,663 KBtu	6.550 KBtu/SqFt	\$17,228.19		

Energy

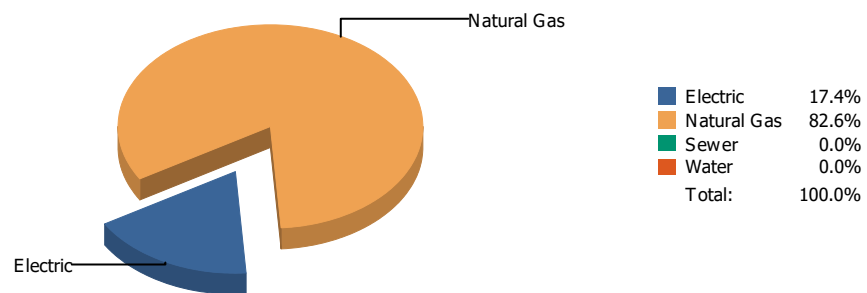


Cost

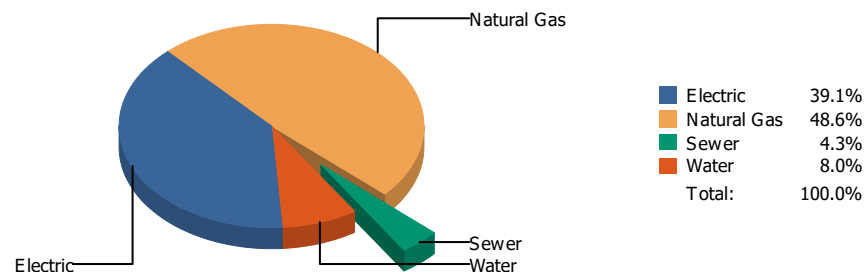


Commodity	Common Use	Energy Use	Energy Use / Area	Total Cost	Cost / Unit	Cost / Area
Place: [MAXINE] MAXINE SILVA HEALTH MAGNET 011 [BUILDING]						
Area: 80,909 SqFt						
Billing Period: Jan 2023						
ELECTRIC	36,600.00 kWh	124,879 KBtu	1.543 KBtu/SqFt	\$5,578.26	\$0.152 /kWh	\$0.069 /SqFt
NATURALGAS	2,512.00 CCF	258,736 KBtu	3.198 KBtu/SqFt	\$3,483.04	\$1.387 /CCF	\$0.043 /SqFt
SEWER	616.00 CCF			\$1,803.32	\$2.927 /CCF	\$0.022 /SqFt
WATER	56.00 CCF			\$448.50	\$8.009 /CCF	\$0.005 /SqFt
Totals:		383,615 KBtu	4.741 KBtu/SqFt	\$11,313.12		

Energy



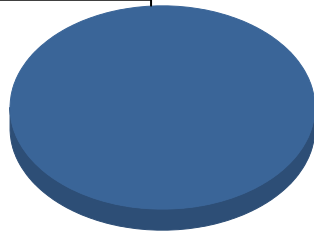
Cost



Commodity	Common Use	Energy Use	Energy Use / Area	Total Cost	Cost / Unit	Cost / Area
Place: [MESITA] MESITA 130 [BUILDING]						
Area: 100,583 SqFt						
Billing Period: Jan 2023						
ELECTRIC	33,840.00 kWh	115,462 KBtu	1.148 KBtu/SqFt	\$5,875.89	\$0.174 /kWh	\$0.058 /SqFt
NATURALGAS	5,308.00 CCF	546,724 KBtu	5.436 KBtu/SqFt	\$7,308.84	\$1.377 /CCF	\$0.073 /SqFt
SEWER	94.00 CCF			\$649.12	\$6.906 /CCF	\$0.006 /SqFt
WATER	240.00 CCF			\$1,199.43	\$4.998 /CCF	\$0.012 /SqFt
Totals:		662,186 KBtu	6.583 KBtu/SqFt	\$15,033.28		

Energy

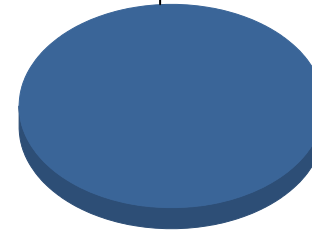
Electric



■ Electric 100.0%
Total: 100.0%

Cost

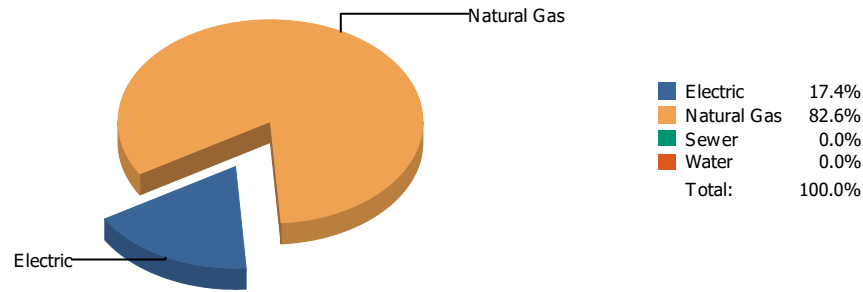
Electric



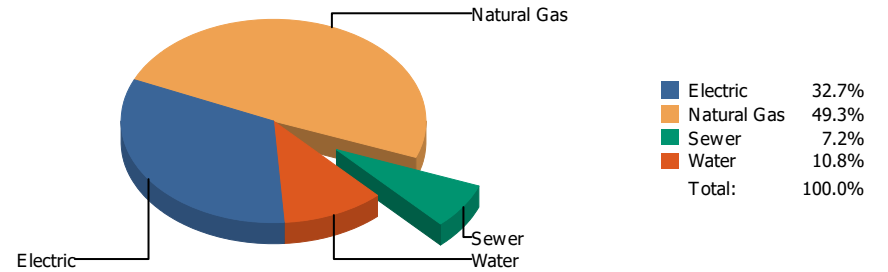
■ Electric 100.0%
Total: 100.0%

Commodity	Common Use	Energy Use	Energy Use / Area	Total Cost	Cost / Unit	Cost / Area
Place: [MILAM] MILAM 131 [BUILDING]						
Area: 63,641 SqFt						
Billing Period: Jan 2023						
ELECTRIC	10,920.00 kWh	37,259 KBtu	0.585 KBtu/SqFt	\$1,775.00	\$0.163 /kWh	\$0.028 /SqFt
Totals:		37,259 KBtu	0.585 KBtu/SqFt	\$1,775.00		

Energy

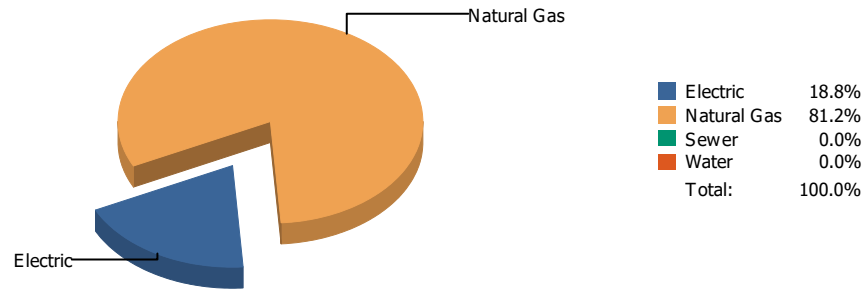


Cost

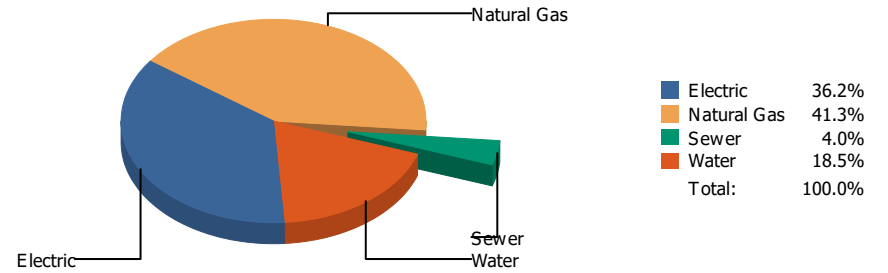


Commodity	Common Use	Energy Use	Energy Use / Area	Total Cost	Cost / Unit	Cost / Area
Place: [MOREHEAD] MOREHEAD 046 [BUILDING]						
Area: 119,353 SqFt						
Billing Period: Jan 2023						
ELECTRIC	41,822.00 kWh	142,697 KBtu	1.196 KBtu/SqFt	\$5,969.08	\$0.143 /kWh	\$0.050 /SqFt
NATURALGAS	6,582.00 CCF	677,946 KBtu	5.680 KBtu/SqFt	\$8,989.11	\$1.366 /CCF	\$0.075 /SqFt
SEWER	191.00 CCF			\$1,305.71	\$6.836 /CCF	\$0.011 /SqFt
WATER	410.00 CCF			\$1,968.13	\$4.800 /CCF	\$0.016 /SqFt
Totals:		820,643 KBtu	6.876 KBtu/SqFt	\$18,232.03		

Energy

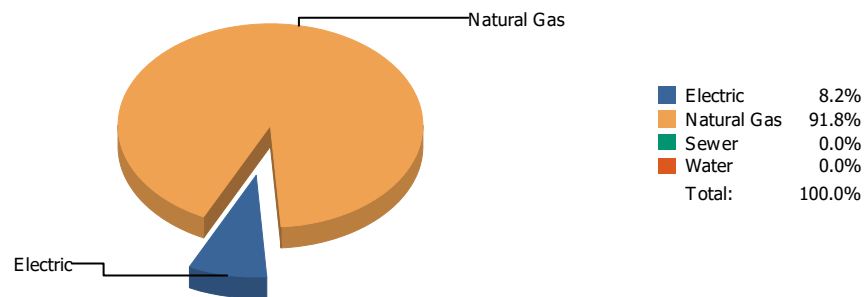


Cost

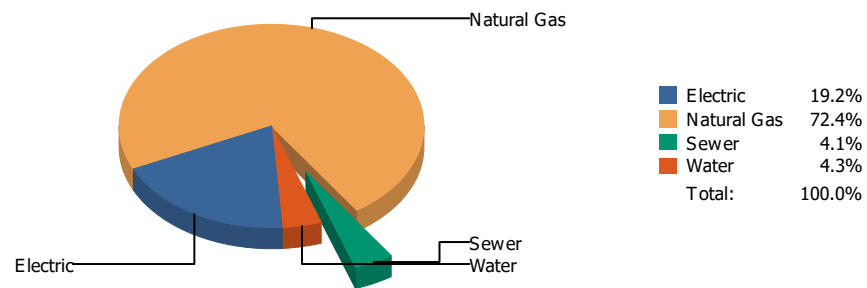


Commodity	Common Use	Energy Use	Energy Use / Area	Total Cost	Cost / Unit	Cost / Area
Place: [MOYE_2] MOYE [BUILDING]						
Area: 93,197 SqFt						
Billing Period: Jan 2023						
ELECTRIC	27,240.00 kWh	92,943 KBtu	0.997 KBtu/SqFt	\$4,611.84	\$0.169 /kWh	\$0.049 /SqFt
NATURALGAS	3,897.00 CCF	401,391 KBtu	4.307 KBtu/SqFt	\$5,270.23	\$1.352 /CCF	\$0.057 /SqFt
SEWER	39.00 CCF			\$512.17	\$13.133 /CCF	\$0.005 /SqFt
WATER	569.00 CCF			\$2,357.17	\$4.143 /CCF	\$0.025 /SqFt
Totals:		494,334 KBtu	5.304 KBtu/SqFt	\$12,751.41		

Energy



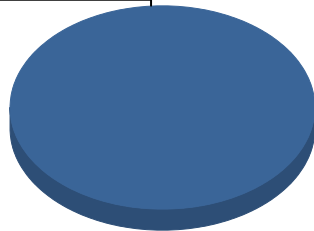
Cost



Commodity	Common Use	Energy Use	Energy Use / Area	Total Cost	Cost / Unit	Cost / Area
Place: [MULTI-MEDIACENTER] MULTI-MEDIA CENTER [BUILDING]						
Area: 27,633 SqFt						
Billing Period: Jan 2023						
ELECTRIC	9,105.00 kWh	31,066 KBtu	1.124 KBtu/SqFt	\$1,215.29	\$0.133 /kWh	\$0.044 /SqFt
NATURALGAS	3,367.00 CCF	346,801 KBtu	12.550 KBtu/SqFt	\$4,593.23	\$1.364 /CCF	\$0.166 /SqFt
SEWER	55.00 CCF			\$258.87	\$4.707 /CCF	\$0.009 /SqFt
WATER	54.00 CCF			\$272.62	\$5.049 /CCF	\$0.010 /SqFt
Totals:		377,867 KBtu	13.674 KBtu/SqFt	\$6,340.01		

Energy

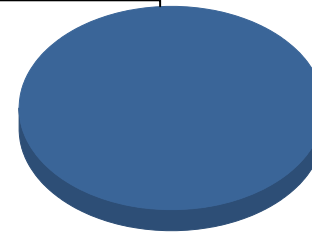
Electric



■ Electric 100.0%
Total: 100.0%

Cost

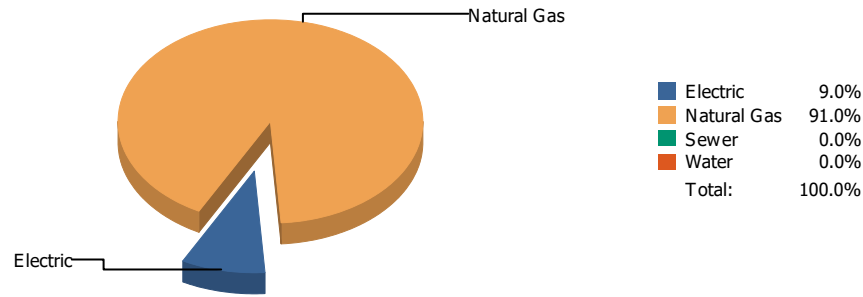
Electric



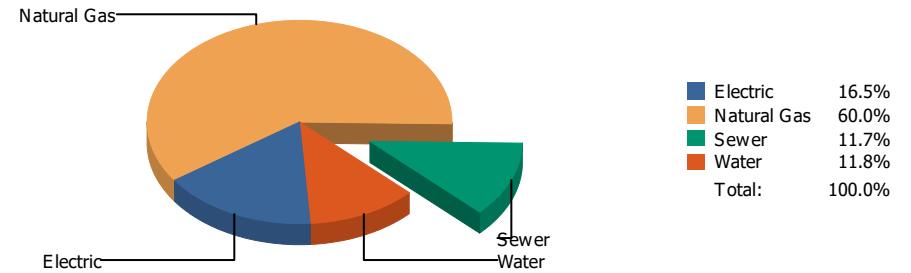
■ Electric 100.0%
Total: 100.0%

Commodity	Common Use	Energy Use	Energy Use / Area	Total Cost	Cost / Unit	Cost / Area
Place: [NE-AREA-OFFICES] N.E. AREA OFFICES 882 [BUILDING]						
Area: 7,328 SqFt						
Billing Period: Jan 2023						
ELECTRIC	80.00 kWh	273 KBtu	0.037 KBtu/SqFt	\$47.63	\$0.595 /kWh	\$0.006 /SqFt
Totals:		273 KBtu	0.037 KBtu/SqFt	\$47.63		

Energy

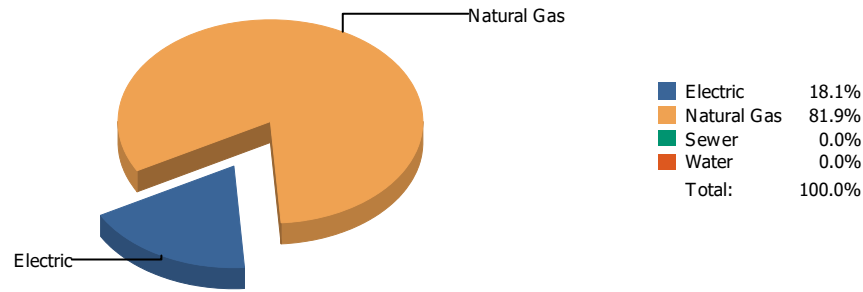


Cost

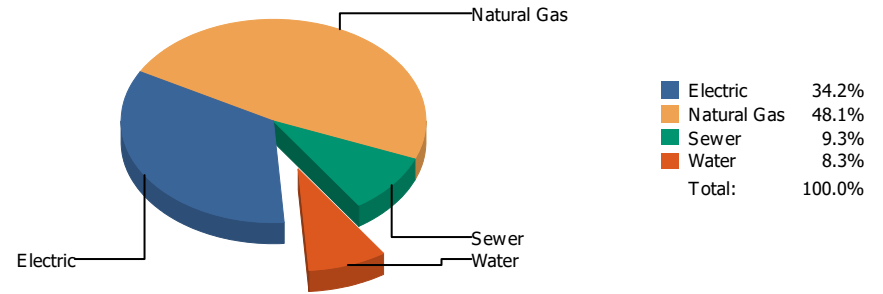


Commodity	Common Use	Energy Use	Energy Use / Area	Total Cost	Cost / Unit	Cost / Area
Place: [NETTRANSPORTATION] N.E. TRANSPORTATION 826 [BUILDING]						
Area: 5,995 SqFt						
Billing Period: Jan 2023						
ELECTRIC	5,206.00 kWh	17,763 KBtu	2.963 KBtu/SqFt	\$680.15	\$0.131 /kWh	\$0.113 /SqFt
NATURALGAS	1,744.00 CCF	179,632 KBtu	29.964 KBtu/SqFt	\$2,480.79	\$1.422 /CCF	\$0.414 /SqFt
SEWER	28.00 CCF			\$484.78	\$17.314 /CCF	\$0.081 /SqFt
WATER	31.00 CCF			\$486.88	\$15.706 /CCF	\$0.081 /SqFt
Totals:		197,395 KBtu	32.927 KBtu/SqFt	\$4,132.60		

Energy

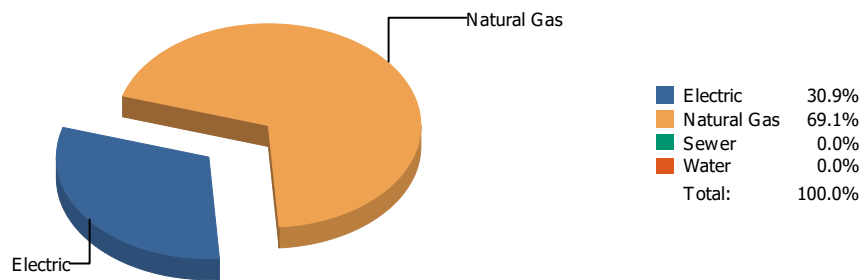


Cost

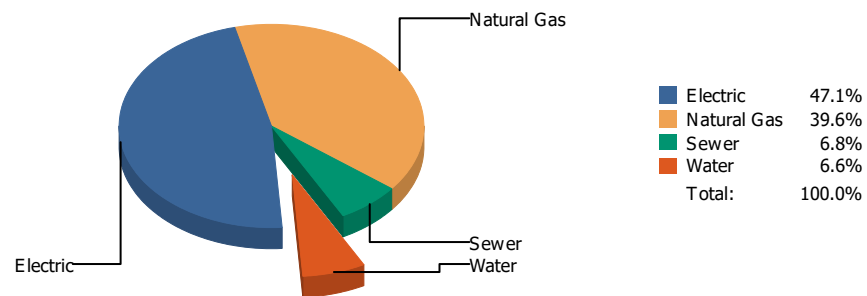


Commodity	Common Use	Energy Use	Energy Use / Area	Total Cost	Cost / Unit	Cost / Area
Place: [NEWMAN] NEWMAN ELEMENTARY 133 [BUILDING]						
Area: 73,291 SqFt						
Billing Period: Jan 2023						
ELECTRIC	20,446.00 kWh	69,762 KBtu	0.952 KBtu/SqFt	\$3,280.48	\$0.160 /kWh	\$0.045 /SqFt
NATURALGAS	3,055.00 CCF	314,665 KBtu	4.293 KBtu/SqFt	\$4,613.29	\$1.510 /CCF	\$0.063 /SqFt
SEWER	271.00 CCF			\$893.60	\$3.297 /CCF	\$0.012 /SqFt
WATER	215.00 CCF			\$797.08	\$3.707 /CCF	\$0.011 /SqFt
Totals:		384,427 KBtu	5.245 KBtu/SqFt	\$9,584.45		

Energy

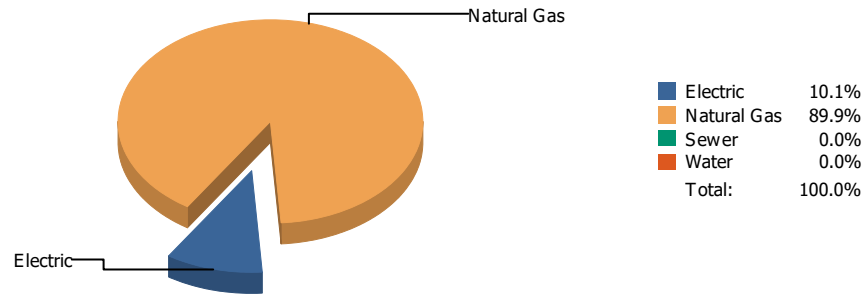


Cost

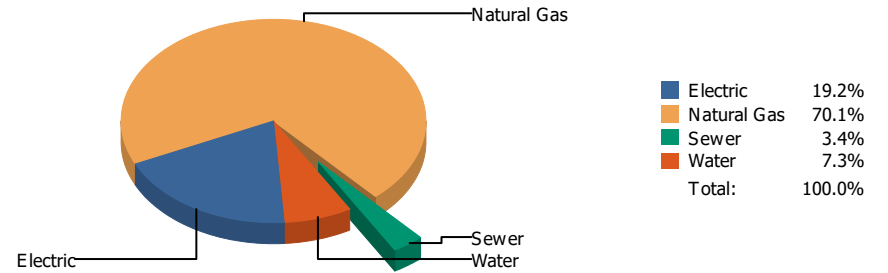


Commodity	Common Use	Energy Use	Energy Use / Area	Total Cost	Cost / Unit	Cost / Area
Place: [NIXON] L.A. NIXON 161 [BUILDING]						
Area: 76,873 SqFt						
Billing Period: Jan 2023						
ELECTRIC	37,440.00 kWh	127,745 KBtu	1.662 KBtu/SqFt	\$4,811.27	\$0.129 /kWh	\$0.063 /SqFt
NATURALGAS	2,779.00 CCF	286,237 KBtu	3.724 KBtu/SqFt	\$4,039.52	\$1.454 /CCF	\$0.053 /SqFt
SEWER	81.00 CCF			\$689.98	\$8.518 /CCF	\$0.009 /SqFt
WATER	72.00 CCF			\$669.60	\$9.300 /CCF	\$0.009 /SqFt
Totals:		413,982 KBtu	5.385 KBtu/SqFt	\$10,210.37		

Energy

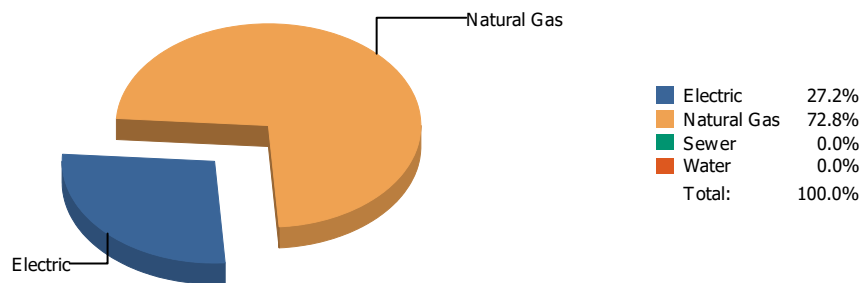


Cost

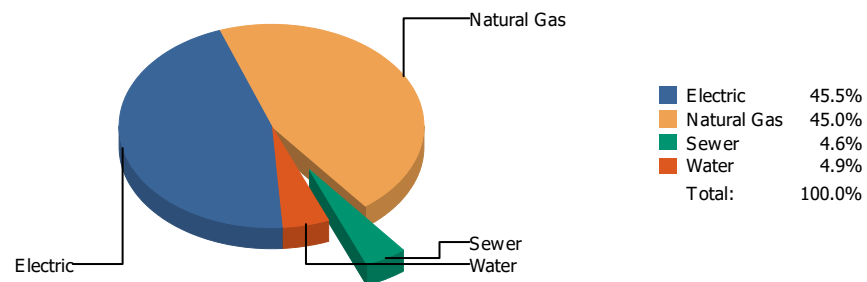


Commodity	Common Use	Energy Use	Energy Use / Area	Total Cost	Cost / Unit	Cost / Area
Place: [OCC-CTR] OCCUPATIONAL CTR. [BUILDING]						
Area: 11,845 SqFt						
Billing Period: Jan 2023						
ELECTRIC	5,200.00 kWh	17,742 KBtu	1.498 KBtu/SqFt	\$604.24	\$0.116 /kWh	\$0.051 /SqFt
NATURALGAS	1,525.00 CCF	157,075 KBtu	13.261 KBtu/SqFt	\$2,201.42	\$1.444 /CCF	\$0.186 /SqFt
SEWER	4.00 CCF			\$106.85	\$26.713 /CCF	\$0.009 /SqFt
WATER	49.00 CCF			\$227.99	\$4.653 /CCF	\$0.019 /SqFt
Totals:		174,817 KBtu	14.759 KBtu/SqFt	\$3,140.50		

Energy

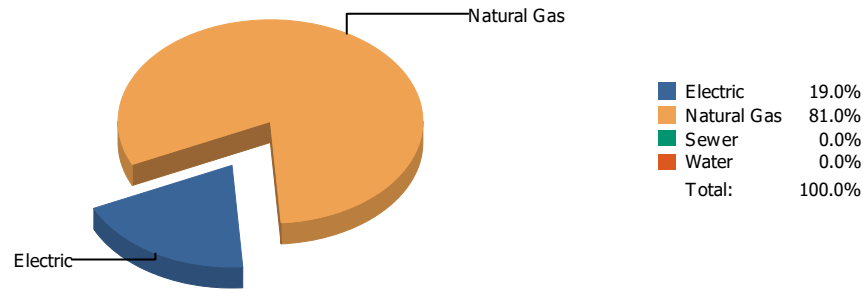


Cost

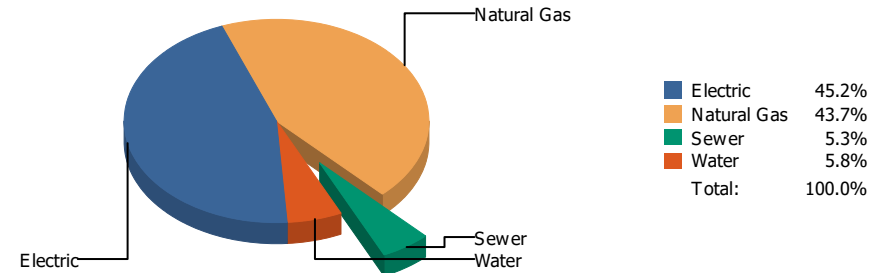


Commodity	Common Use	Energy Use	Energy Use / Area	Total Cost	Cost / Unit	Cost / Area
Place: [PARK] PARK 134 [BUILDING]						
Area: 63,609 SqFt						
Billing Period: Jan 2023						
ELECTRIC	41,915.00 kWh	143,014 KBtu	2.248 KBtu/SqFt	\$5,303.66	\$0.127 /kWh	\$0.083 /SqFt
NATURALGAS	3,712.00 CCF	382,336 KBtu	6.011 KBtu/SqFt	\$5,252.02	\$1.415 /CCF	\$0.082 /SqFt
SEWER	77.00 CCF			\$532.46	\$6.915 /CCF	\$0.008 /SqFt
WATER	86.00 CCF			\$575.33	\$6.690 /CCF	\$0.009 /SqFt
Totals:		525,350 KBtu	8.259 KBtu/SqFt	\$11,663.47		

Energy

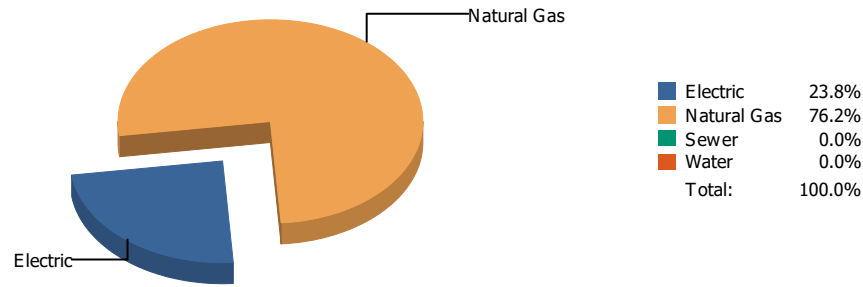


Cost

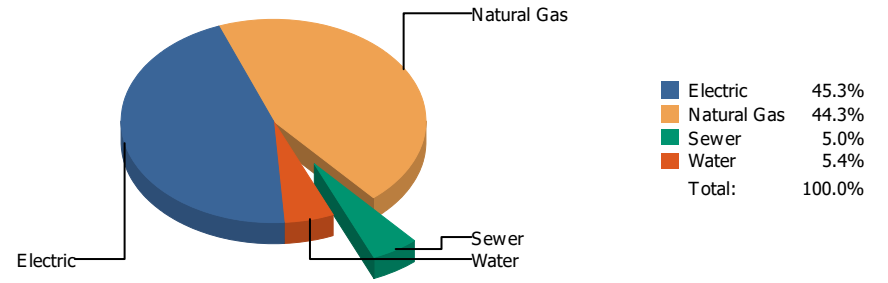


Commodity	Common Use	Energy Use	Energy Use / Area	Total Cost	Cost / Unit	Cost / Area
Place: [PAUL-MORENO_1] PAUL MORENO 167 [BUILDING]						
Area: 87,824 SqFt						
Billing Period: Jan 2023						
ELECTRIC	23,800.00 kWh	81,206 KBtu	0.925 KBtu/SqFt	\$4,949.20	\$0.208 /kWh	\$0.056 /SqFt
NATURALGAS	3,353.00 CCF	345,359 KBtu	3.932 KBtu/SqFt	\$4,783.88	\$1.427 /CCF	\$0.054 /SqFt
SEWER	84.00 CCF			\$575.53	\$6.852 /CCF	\$0.007 /SqFt
WATER	74.00 CCF			\$639.98	\$8.648 /CCF	\$0.007 /SqFt
Totals:		426,565 KBtu	4.857 KBtu/SqFt	\$10,948.59		

Energy

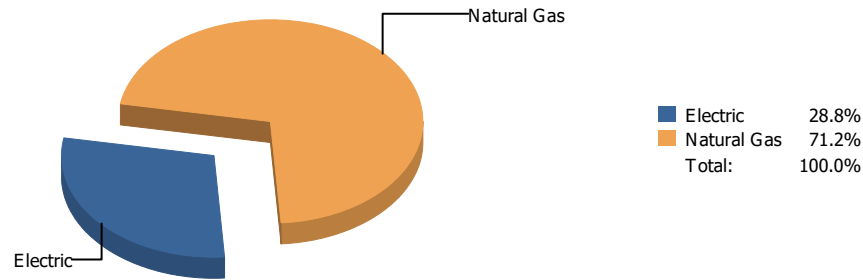


Cost

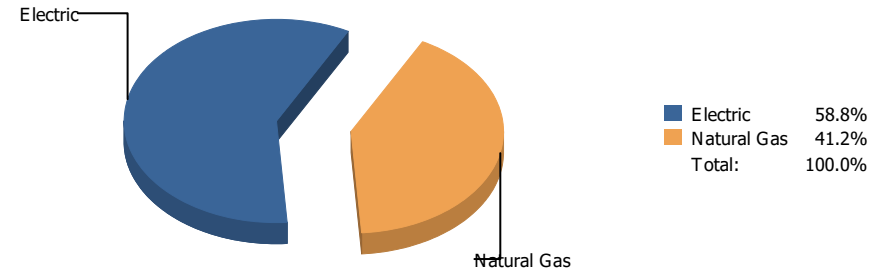


Commodity	Common Use	Energy Use	Energy Use / Area	Total Cost	Cost / Unit	Cost / Area
Place: [POLK] POLK 159 [BUILDING]						
Area: 67,321 SqFt						
Billing Period: Jan 2023						
ELECTRIC	37,860.00 kWh	129,178 KBtu	1.919 KBtu/SqFt	\$5,773.07	\$0.152 /kWh	\$0.086 /SqFt
NATURALGAS	4,009.00 CCF	412,927 KBtu	6.134 KBtu/SqFt	\$5,648.12	\$1.409 /CCF	\$0.084 /SqFt
SEWER	149.00 CCF			\$640.49	\$4.299 /CCF	\$0.010 /SqFt
WATER	162.00 CCF			\$686.53	\$4.238 /CCF	\$0.010 /SqFt
Totals:		542,105 KBtu	8.053 KBtu/SqFt	\$12,748.21		

Energy

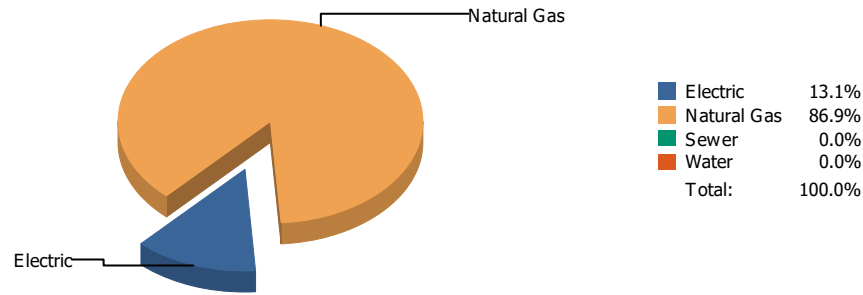


Cost

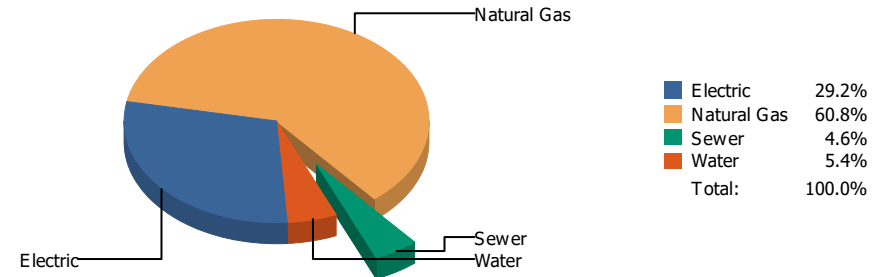


Commodity	Common Use	Energy Use	Energy Use / Area	Total Cost	Cost / Unit	Cost / Area
Place: [POWELL_2] POWELL		175 [BUILDING]				
Area: 79,770 SqFt						
Billing Period: Jan 2023						
ELECTRIC	34,560.00 kWh	117,919 KBtu	1.478 KBtu/SqFt	\$5,550.96	\$0.161 /kWh	\$0.070 /SqFt
NATURALGAS	2,830.00 CCF	291,490 KBtu	3.654 KBtu/SqFt	\$3,887.80	\$1.374 /CCF	\$0.049 /SqFt
Totals:		409,409 KBtu	5.132 KBtu/SqFt	\$9,438.76		

Energy

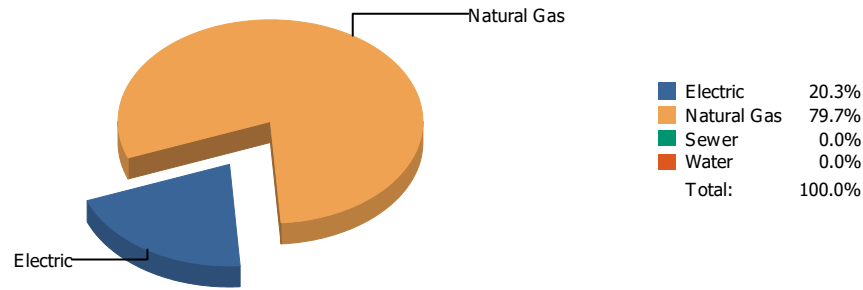


Cost

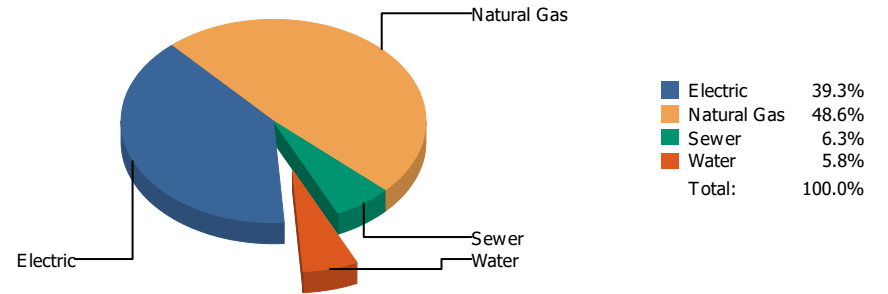


Commodity	Common Use	Energy Use	Energy Use / Area	Total Cost	Cost / Unit	Cost / Area
Place: [PROFESSIONAL-DEV] EPISD PROF DEVELOPMENT CENTER931 [BUILDING]						
Area: 18,400 SqFt						
Billing Period: Jan 2023						
ELECTRIC	5,280.00 kWh	18,015 KBtu	0.979 KBtu/SqFt	\$830.83	\$0.157 /kWh	\$0.045 /SqFt
NATURALGAS	1,161.00 CCF	119,583 KBtu	6.499 KBtu/SqFt	\$1,728.79	\$1.489 /CCF	\$0.094 /SqFt
SEWER	14.00 CCF			\$131.75	\$9.411 /CCF	\$0.007 /SqFt
WATER	10.00 CCF			\$153.62	\$15.362 /CCF	\$0.008 /SqFt
Totals:		137,598 KBtu	7.478 KBtu/SqFt	\$2,844.99		

Energy

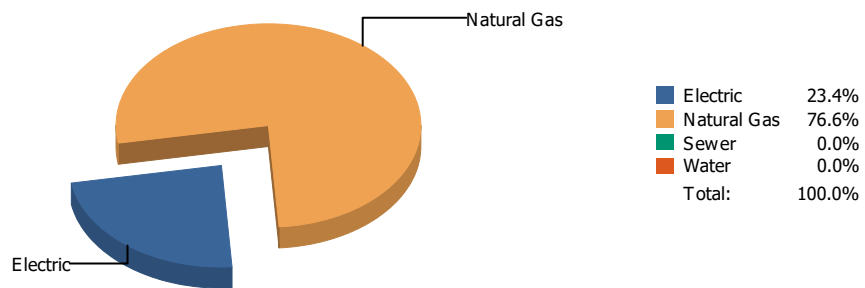


Cost

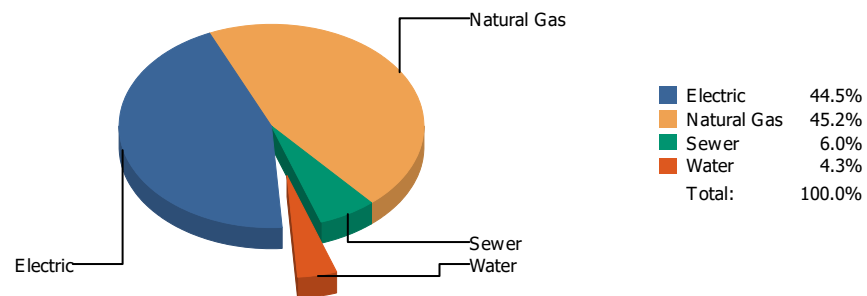


Commodity	Common Use	Energy Use	Energy Use / Area	Total Cost	Cost / Unit	Cost / Area
Place: [PUTNAM] PUTNAM 135 [BUILDING]						
Area: 61,978 SqFt						
Billing Period: Jan 2023						
ELECTRIC	19,798.00 kWh	67,551 KBtu	1.090 KBtu/SqFt	\$3,066.80	\$0.155 /kWh	\$0.049 /SqFt
NATURALGAS	2,575.00 CCF	265,225 KBtu	4.279 KBtu/SqFt	\$3,786.08	\$1.470 /CCF	\$0.061 /SqFt
SEWER	90.00 CCF			\$488.44	\$5.427 /CCF	\$0.008 /SqFt
WATER	96.00 CCF			\$452.72	\$4.716 /CCF	\$0.007 /SqFt
Totals:		332,776 KBtu	5.369 KBtu/SqFt	\$7,794.04		

Energy

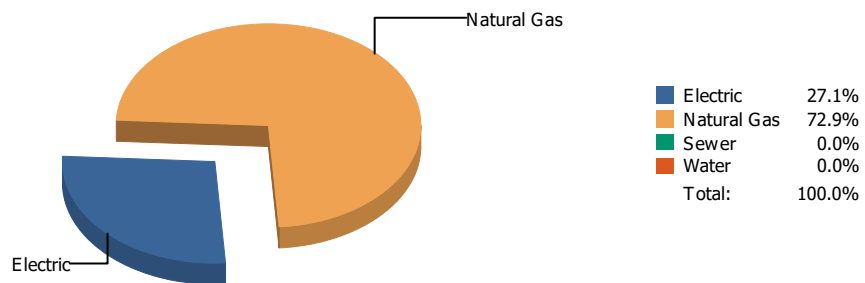


Cost

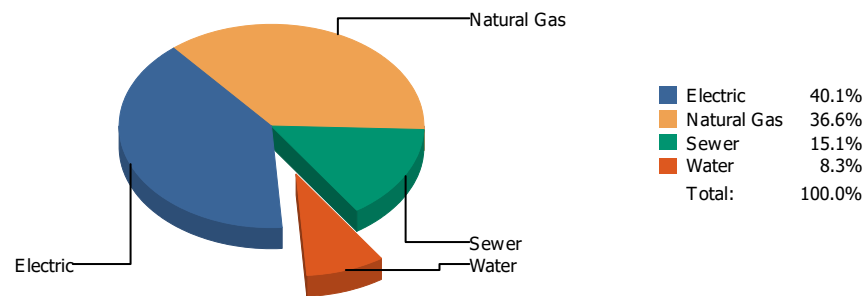


Commodity	Common Use	Energy Use	Energy Use / Area	Total Cost	Cost / Unit	Cost / Area
Place: [RICHARDS] RICHARDSON [BUILDING]						
Area: 115,872 SqFt						
Billing Period: Jan 2023						
ELECTRIC	54,900.00 kWh	187,319 KBtu	1.617 KBtu/SqFt	\$7,808.39	\$0.142 /kWh	\$0.067 /SqFt
NATURALGAS	5,956.00 CCF	613,468 KBtu	5.294 KBtu/SqFt	\$7,937.88	\$1.333 /CCF	\$0.069 /SqFt
SEWER	314.00 CCF			\$1,051.34	\$3.348 /CCF	\$0.009 /SqFt
WATER	136.00 CCF			\$753.66	\$5.542 /CCF	\$0.006 /SqFt
Totals:		800,787 KBtu	6.911 KBtu/SqFt	\$17,551.27		

Energy



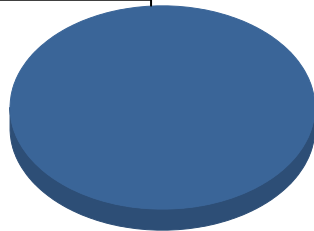
Cost



Commodity	Common Use	Energy Use	Energy Use / Area	Total Cost	Cost / Unit	Cost / Area
Place: [RIVERA] RIVERA 156 [BUILDING]						
Area: 77,562 SqFt						
Billing Period: Jan 2023						
ELECTRIC	28,337.00 kWh	96,686 KBtu	1.247 KBtu/SqFt	\$4,087.13	\$0.144 /kWh	\$0.053 /SqFt
NATURALGAS	2,531.00 CCF	260,693 KBtu	3.361 KBtu/SqFt	\$3,725.53	\$1.472 /CCF	\$0.048 /SqFt
SEWER	459.00 CCF			\$1,534.31	\$3.343 /CCF	\$0.020 /SqFt
WATER	75.00 CCF			\$843.56	\$11.247 /CCF	\$0.011 /SqFt
Totals:		357,379 KBtu	4.608 KBtu/SqFt	\$10,190.53		

Energy

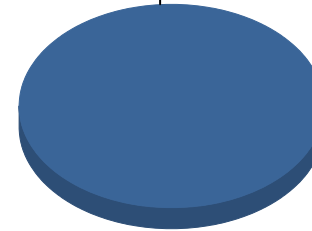
Electric



■ Electric 100.0%
Total: 100.0%

Cost

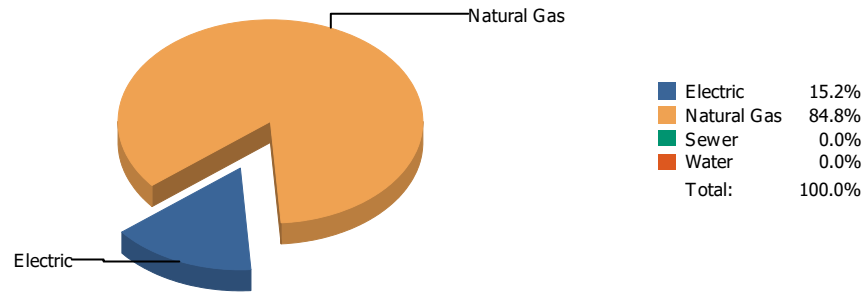
Electric



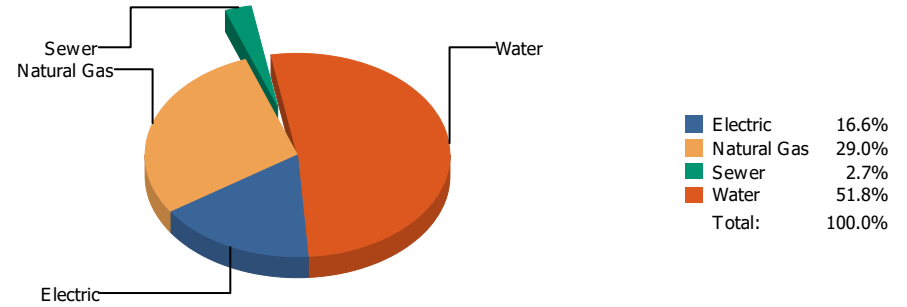
■ Electric 100.0%
Total: 100.0%

Commodity	Common Use	Energy Use	Energy Use / Area	Total Cost	Cost / Unit	Cost / Area
Place: [ROBERTS] ROBERTS 136 [BUILDING]						
Area: 81,457 SqFt						
Billing Period: Jan 2023						
ELECTRIC	7,200.00 kWh	24,566 KBtu	0.302 KBtu/SqFt	\$701.76	\$0.097 /kWh	\$0.009 /SqFt
Totals:		24,566 KBtu	0.302 KBtu/SqFt	\$701.76		

Energy

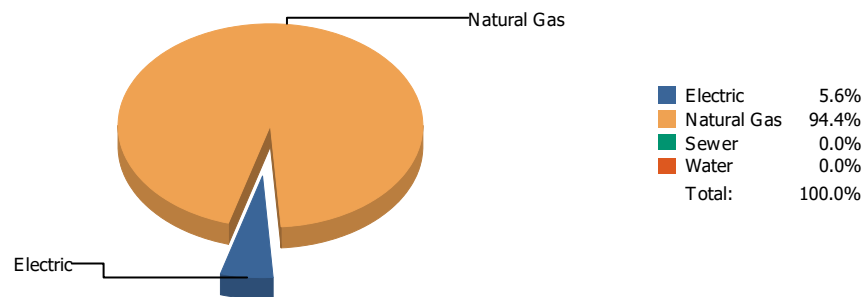


Cost

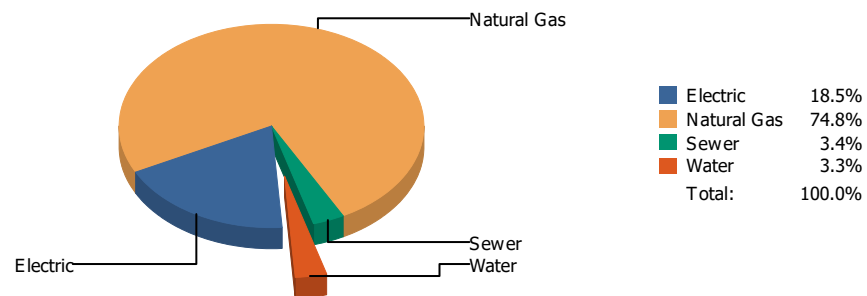


Commodity	Common Use	Energy Use	Energy Use / Area	Total Cost	Cost / Unit	Cost / Area
Place: [RUSK] RUSK 138 [BUILDING]						
Area: 67,240 SqFt						
Billing Period: Jan 2023						
ELECTRIC	15,299.00 kWh	52,200 KBtu	0.776 KBtu/SqFt	\$2,357.69	\$0.154 /kWh	\$0.035 /SqFt
NATURALGAS	2,838.00 CCF	292,314 KBtu	4.347 KBtu/SqFt	\$4,123.85	\$1.453 /CCF	\$0.061 /SqFt
SEWER	54.00 CCF			\$378.30	\$7.006 /CCF	\$0.006 /SqFt
WATER	886.00 CCF			\$7,361.58	\$8.309 /CCF	\$0.109 /SqFt
Totals:		344,514 KBtu	5.124 KBtu/SqFt	\$14,221.42		

Energy



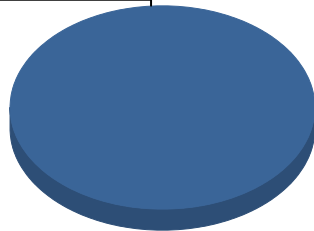
Cost



Commodity	Common Use	Energy Use	Energy Use / Area	Total Cost	Cost / Unit	Cost / Area
Place: [SAN-JAC] SAN JACINTO 139 [BUILDING]						
Area: 29,589 SqFt						
Billing Period: Jan 2023						
ELECTRIC	4,300.00 kWh	14,672 KBtu	0.496 KBtu/SqFt	\$832.36	\$0.194 /kWh	\$0.028 /SqFt
NATURALGAS	2,418.00 CCF	249,054 KBtu	8.417 KBtu/SqFt	\$3,361.46	\$1.390 /CCF	\$0.114 /SqFt
SEWER	12.00 CCF			\$151.80	\$12.650 /CCF	\$0.005 /SqFt
WATER	6.00 CCF			\$146.86	\$24.477 /CCF	\$0.005 /SqFt
Totals:		263,726 KBtu	8.913 KBtu/SqFt	\$4,492.48		

Energy

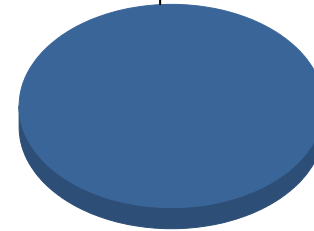
Electric



■ Electric 100.0%
Total: 100.0%

Cost

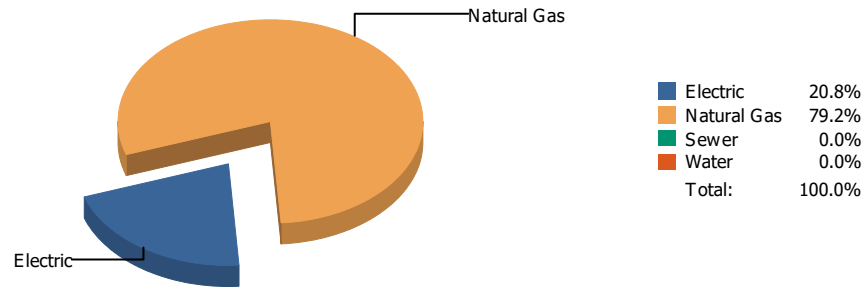
Electric



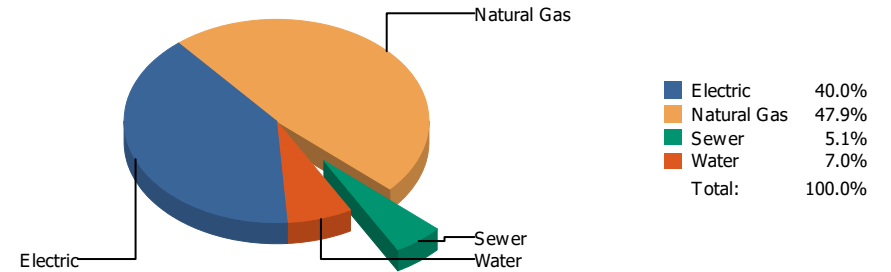
■ Electric 100.0%
Total: 100.0%

Commodity	Common Use	Energy Use	Energy Use / Area	Total Cost	Cost / Unit	Cost / Area
Place: [SCHUSTER] SCHUSTER 140 [BUILDING]						
Area: 34,371 SqFt						
Billing Period: Jan 2023						
ELECTRIC	160.00 kWh	546 KBtu	0.016 KBtu/SqFt	\$288.56	\$1.804 /kWh	\$0.008 /SqFt
Totals:		546 KBtu	0.016 KBtu/SqFt	\$288.56		

Energy

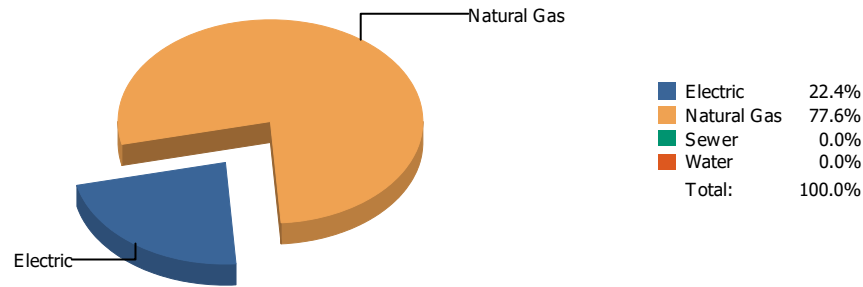


Cost

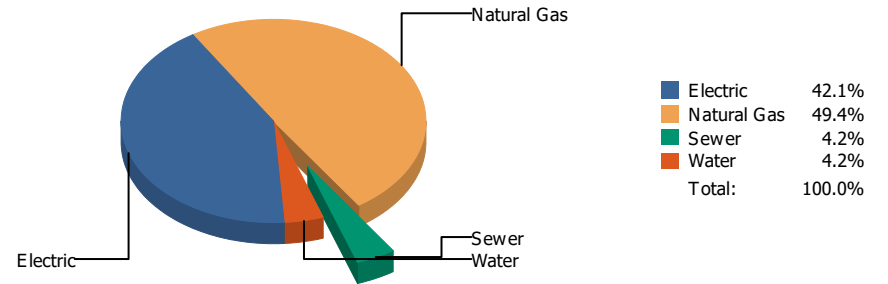


Commodity	Common Use	Energy Use	Energy Use / Area	Total Cost	Cost / Unit	Cost / Area
Place: [STANTON] STANTON 141 [BUILDING]						
Area: 75,957 SqFt						
Billing Period: Jan 2023						
ELECTRIC	19,823.00 kWh	67,636 KBtu	0.890 KBtu/SqFt	\$3,060.70	\$0.154 /kWh	\$0.040 /SqFt
NATURALGAS	2,494.00 CCF	256,882 KBtu	3.382 KBtu/SqFt	\$3,671.24	\$1.472 /CCF	\$0.048 /SqFt
SEWER	69.00 CCF			\$390.62	\$5.661 /CCF	\$0.005 /SqFt
WATER	116.00 CCF			\$537.11	\$4.630 /CCF	\$0.007 /SqFt
Totals:		324,518 KBtu	4.272 KBtu/SqFt	\$7,659.67		

Energy

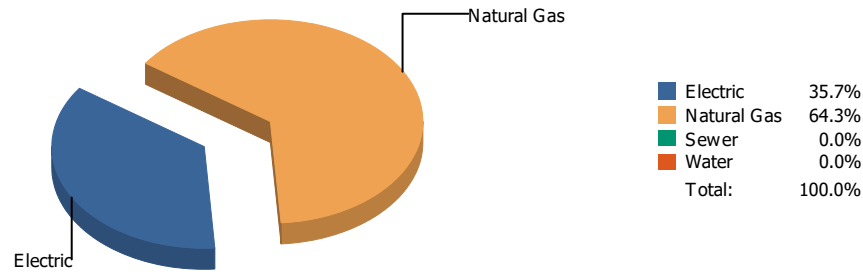


Cost

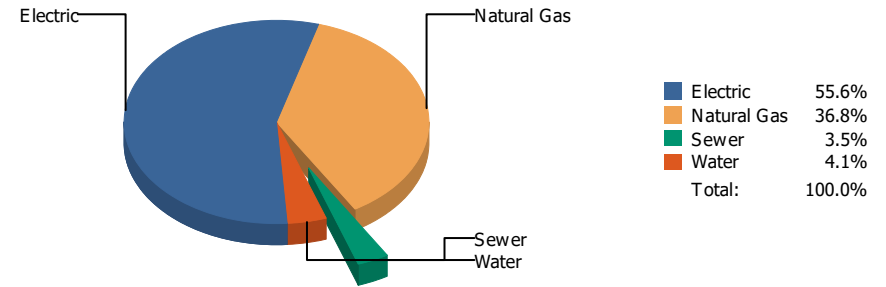


Commodity	Common Use	Energy Use	Energy Use / Area	Total Cost	Cost / Unit	Cost / Area
Place: [SUNRISEMOUNT] SUNRISE MOUNTAIN ELEMENTARY 150 [BUILDING]						
Area: 78,368 SqFt						
Billing Period: Jan 2023						
ELECTRIC	37,690.00 kWh	128,598 KBtu	1.641 KBtu/SqFt	\$4,976.54	\$0.132 /kWh	\$0.063 /SqFt
NATURALGAS	4,334.00 CCF	446,402 KBtu	5.696 KBtu/SqFt	\$5,836.41	\$1.347 /CCF	\$0.074 /SqFt
SEWER	53.00 CCF			\$498.34	\$9.403 /CCF	\$0.006 /SqFt
WATER	50.00 CCF			\$499.75	\$9.995 /CCF	\$0.006 /SqFt
Totals:		575,000 KBtu	7.337 KBtu/SqFt	\$11,811.04		

Energy

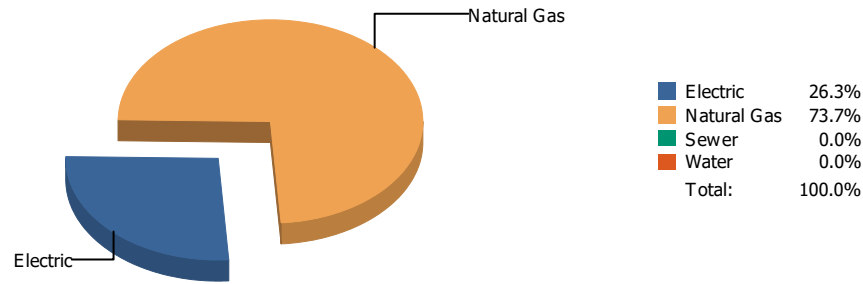


Cost

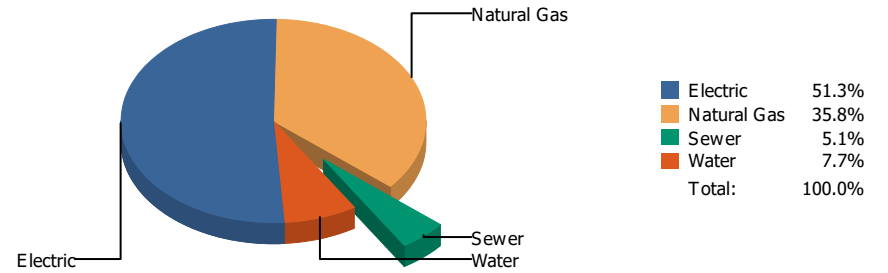


Commodity	Common Use	Energy Use	Energy Use / Area	Total Cost	Cost / Unit	Cost / Area
Place: [SUNSET-HIGH_1] TECHNOLOGY SERVICES [BUILDING]						
Area: 33,263 SqFt						
Billing Period: Jan 2023						
ELECTRIC	25,160.00 kWh	85,846 KBtu	2.581 KBtu/SqFt	\$3,265.95	\$0.130 /kWh	\$0.098 /SqFt
NATURALGAS	1,498.00 CCF	154,294 KBtu	4.639 KBtu/SqFt	\$2,161.66	\$1.443 /CCF	\$0.065 /SqFt
SEWER	34.00 CCF			\$206.58	\$6.076 /CCF	\$0.006 /SqFt
WATER	41.00 CCF			\$238.56	\$5.819 /CCF	\$0.007 /SqFt
Totals:		240,140 KBtu	7.219 KBtu/SqFt	\$5,872.75		

Energy

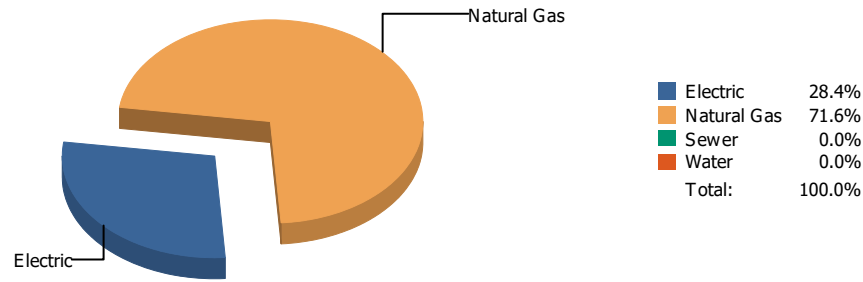


Cost

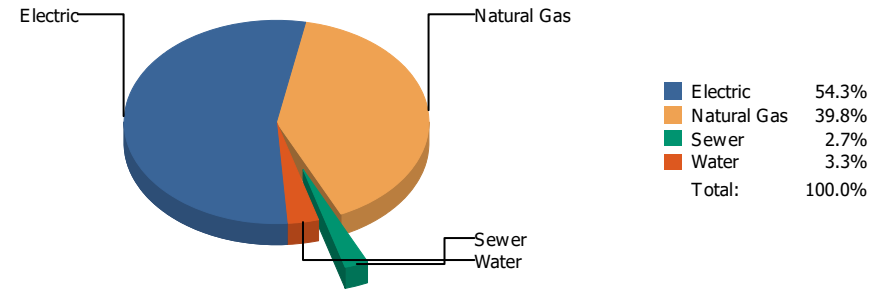


Commodity	Common Use	Energy Use	Energy Use / Area	Total Cost	Cost / Unit	Cost / Area
Place: [TIPPENELEMENTARY] TIPPIN ELEMENTARY 168 [BUILDING]						
Area: 88,360 SqFt						
Billing Period: Jan 2023						
ELECTRIC	47,520.00 kWh	162,138 KBtu	1.835 KBtu/SqFt	\$8,513.53	\$0.179 /kWh	\$0.096 /SqFt
NATURALGAS	4,408.00 CCF	454,024 KBtu	5.138 KBtu/SqFt	\$5,945.53	\$1.349 /CCF	\$0.067 /SqFt
SEWER	234.00 CCF			\$852.14	\$3.642 /CCF	\$0.010 /SqFt
WATER	243.00 CCF			\$1,286.13	\$5.293 /CCF	\$0.014 /SqFt
Totals:		616,162 KBtu	6.973 KBtu/SqFt	\$16,597.33		

Energy

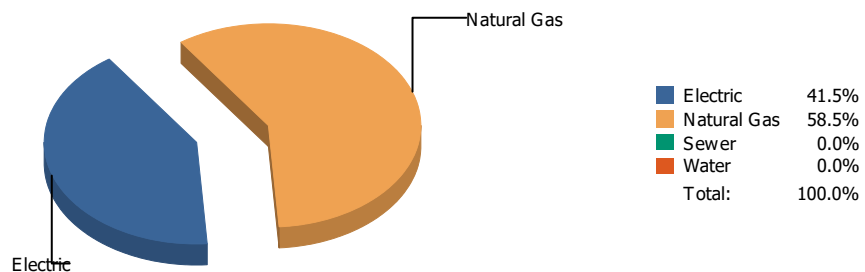


Cost

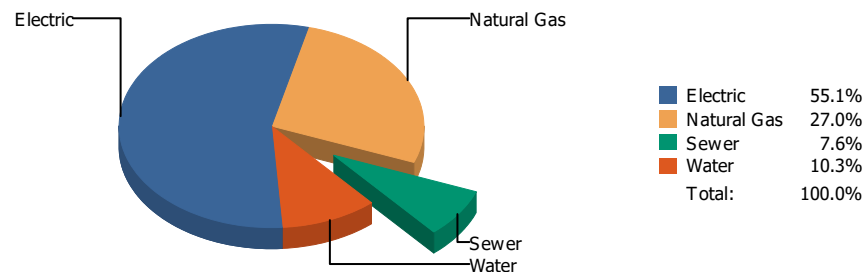


Commodity	Common Use	Energy Use	Energy Use / Area	Total Cost	Cost / Unit	Cost / Area
Place: [TOMLEA_2] TOM LEA 178 [BUILDING]						
Area: 88,828 SqFt						
Billing Period: Jan 2023						
ELECTRIC	64,160.00 kWh	218,914 KBtu	2.464 KBtu/SqFt	\$9,786.48	\$0.153 /kWh	\$0.110 /SqFt
NATURALGAS	5,369.00 CCF	553,007 KBtu	6.226 KBtu/SqFt	\$7,177.40	\$1.337 /CCF	\$0.081 /SqFt
SEWER	84.00 CCF			\$478.64	\$5.698 /CCF	\$0.005 /SqFt
WATER	98.00 CCF			\$586.52	\$5.985 /CCF	\$0.007 /SqFt
Totals:		771,921 KBtu	8.690 KBtu/SqFt	\$18,029.04		

Energy

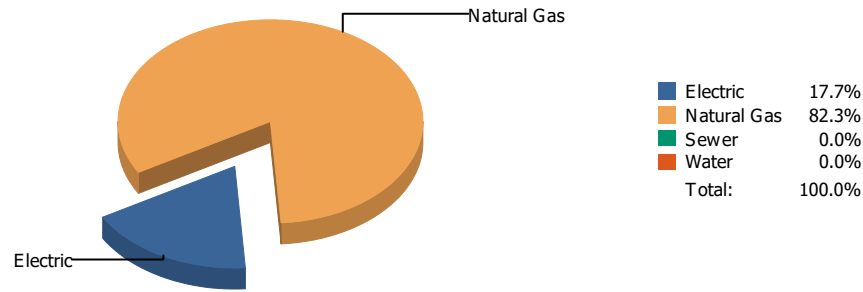


Cost

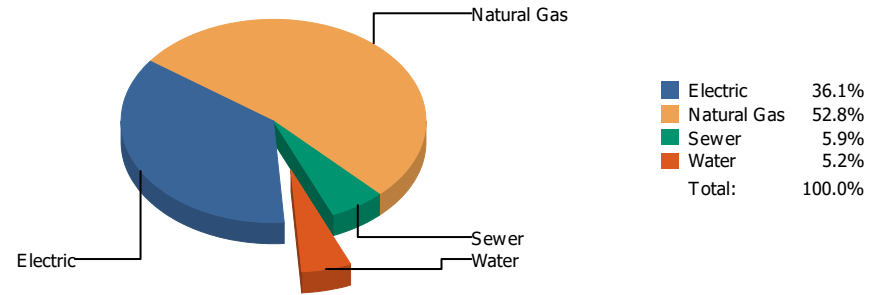


Commodity	Common Use	Energy Use	Energy Use / Area	Total Cost	Cost / Unit	Cost / Area
Place: [TORRES] TORRES 158 [BUILDING]						
Area: 59,142 SqFt						
Billing Period: Jan 2023						
ELECTRIC	48,480.00 kWh	165,414 KBtu	2.797 KBtu/SqFt	\$6,584.43	\$0.136 /kWh	\$0.111 /SqFt
NATURALGAS	2,268.00 CCF	233,604 KBtu	3.950 KBtu/SqFt	\$3,219.60	\$1.420 /CCF	\$0.054 /SqFt
SEWER	31.00 CCF			\$907.31	\$29.268 /CCF	\$0.015 /SqFt
WATER	110.00 CCF			\$1,233.33	\$11.212 /CCF	\$0.021 /SqFt
Totals:		399,018 KBtu	6.747 KBtu/SqFt	\$11,944.67		

Energy

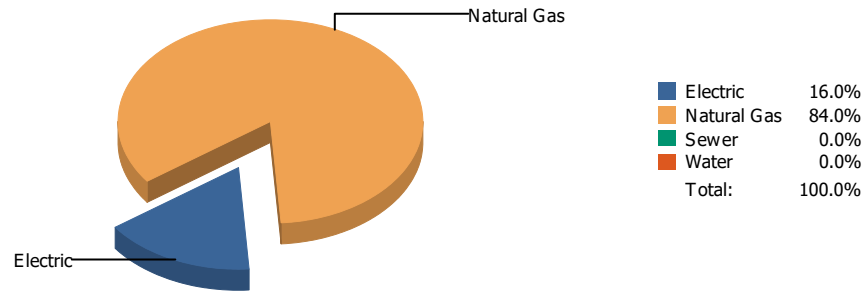


Cost

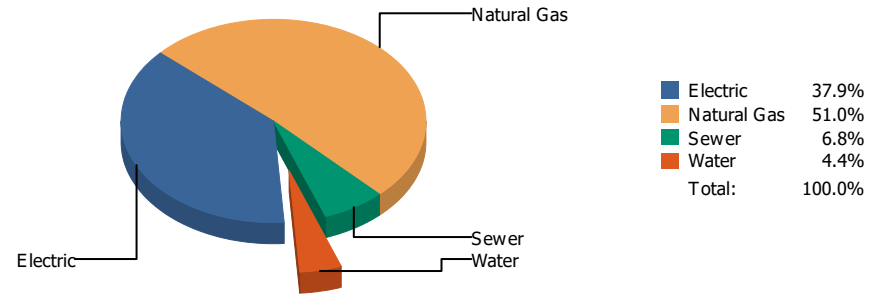


Commodity	Common Use	Energy Use	Energy Use / Area	Total Cost	Cost / Unit	Cost / Area
Place: [TRAVIS] TRAVIS 143 [BUILDING]						
Area: 78,925 SqFt						
Billing Period: Jan 2023						
ELECTRIC	14,403.00 kWh	49,143 KBtu	0.623 KBtu/SqFt	\$2,117.18	\$0.147 /kWh	\$0.027 /SqFt
NATURALGAS	2,211.00 CCF	227,733 KBtu	2.885 KBtu/SqFt	\$3,092.25	\$1.399 /CCF	\$0.039 /SqFt
SEWER	52.00 CCF			\$348.29	\$6.698 /CCF	\$0.004 /SqFt
WATER	63.00 CCF			\$304.03	\$4.826 /CCF	\$0.004 /SqFt
Totals:		276,876 KBtu	3.508 KBtu/SqFt	\$5,861.75		

Energy

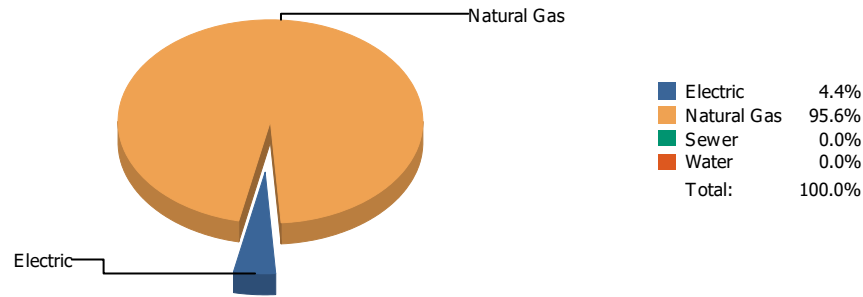


Cost

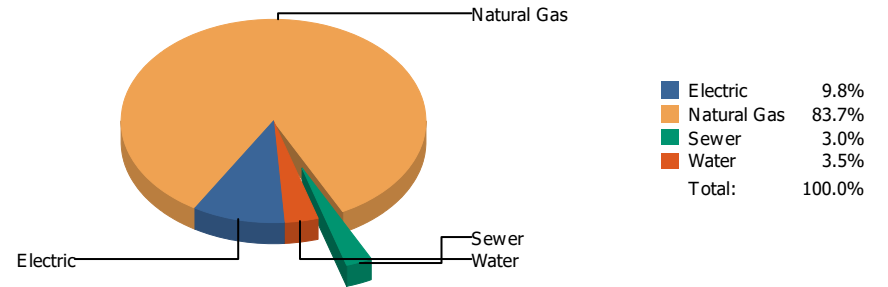


Commodity	Common Use	Energy Use	Energy Use / Area	Total Cost	Cost / Unit	Cost / Area
Place: [VILAS] VILAS 144 [BUILDING]						
Area: 66,992 SqFt						
Billing Period: Jan 2023						
ELECTRIC	19,361.00 kWh	66,060 KBtu	0.986 KBtu/SqFt	\$3,722.83	\$0.192 /kWh	\$0.055 /SqFt
NATURALGAS	3,363.00 CCF	346,389 KBtu	5.171 KBtu/SqFt	\$5,017.97	\$1.492 /CCF	\$0.075 /SqFt
SEWER	71.00 CCF			\$664.47	\$9.359 /CCF	\$0.010 /SqFt
WATER	42.00 CCF			\$428.28	\$10.197 /CCF	\$0.006 /SqFt
Totals:		412,449 KBtu	6.157 KBtu/SqFt	\$9,833.55		

Energy

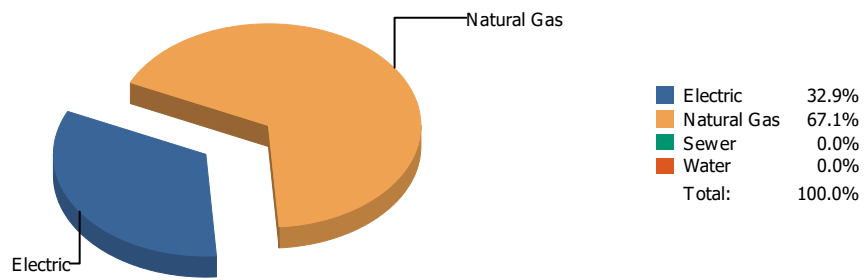


Cost

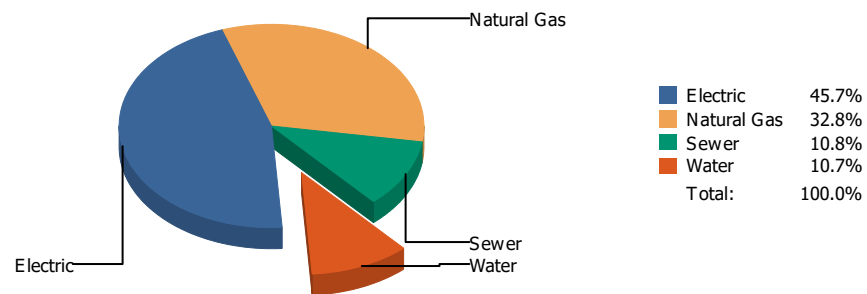


Commodity	Common Use	Energy Use	Energy Use / Area	Total Cost	Cost / Unit	Cost / Area
Place: [WAINWRIG] WAINWRIGHT 145 [BUILDING]						
Area: 38,227 SqFt						
Billing Period: Jan 2023						
ELECTRIC	7,474.00 kWh	25,501 KBtu	0.667 KBtu/SqFt	\$858.11	\$0.115 /kWh	\$0.022 /SqFt
NATURALGAS	5,327.00 CCF	548,681 KBtu	14.353 KBtu/SqFt	\$7,341.09	\$1.378 /CCF	\$0.192 /SqFt
SEWER	6.00 CCF			\$258.78	\$43.130 /CCF	\$0.007 /SqFt
WATER	18.00 CCF			\$309.44	\$17.191 /CCF	\$0.008 /SqFt
Totals:		574,182 KBtu	15.020 KBtu/SqFt	\$8,767.42		

Energy



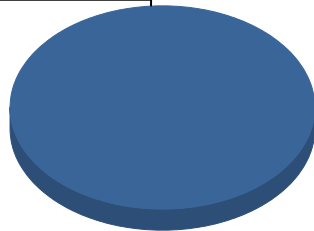
Cost



Commodity	Common Use	Energy Use	Energy Use / Area	Total Cost	Cost / Unit	Cost / Area
Place: [WALLY-HARTLEY-PK-8] WALLY HARTLEY PK-8 042 [BUILDING]						
Area: 131,497 SqFt						
Billing Period: Jan 2023						
ELECTRIC	81,914.00 kWh	279,491 KBtu	2.125 KBtu/SqFt	\$10,460.36	\$0.128 /kWh	\$0.079 /SqFt
NATURALGAS	5,528.00 CCF	569,384 KBtu	4.330 KBtu/SqFt	\$7,509.61	\$1.358 /CCF	\$0.057 /SqFt
SEWER	719.00 CCF			\$2,474.85	\$3.442 /CCF	\$0.019 /SqFt
WATER	654.00 CCF			\$2,447.37	\$3.742 /CCF	\$0.019 /SqFt
Totals:		848,875 KBtu	6.455 KBtu/SqFt	\$22,892.19		

Energy

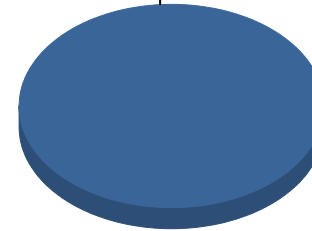
Electric



■ Electric 100.0%
Total: 100.0%

Cost

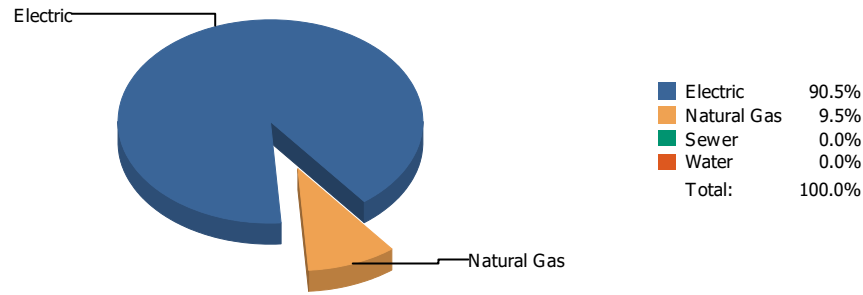
Electric



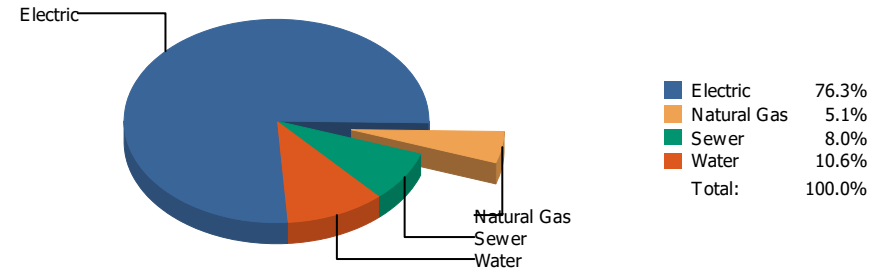
■ Electric 100.0%
Total: 100.0%

Commodity	Common Use	Energy Use	Energy Use / Area	Total Cost	Cost / Unit	Cost / Area
Place: [WESTSIDE] WESTSIDE TRANSPORTATION 951 [BUILDING]						
Area: 4,040 SqFt						
Billing Period: Jan 2023						
ELECTRIC	2,361.00 kWh	8,056 KBtu	1.994 KBtu/SqFt	\$369.44	\$0.156 /kWh	\$0.091 /SqFt
Totals:		8,056 KBtu	1.994 KBtu/SqFt	\$369.44		

Energy

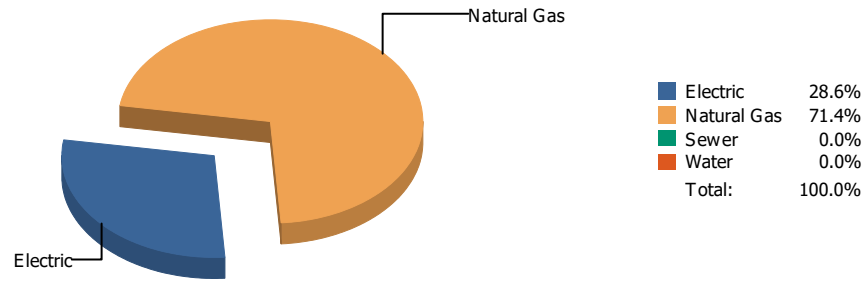


Cost

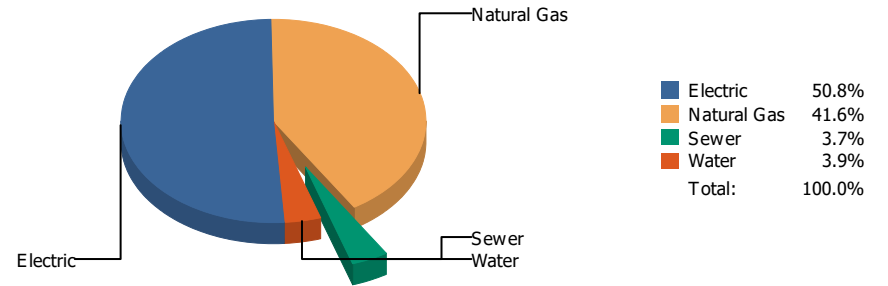


Commodity	Common Use	Energy Use	Energy Use / Area	Total Cost	Cost / Unit	Cost / Area
Place: [W-HILLS] WESTERN HILLS 146 [BUILDING]						
Area: 77,753 SqFt						
Billing Period: Jan 2023						
ELECTRIC	25,200.00 kWh	85,982 KBtu	1.106 KBtu/SqFt	\$4,932.63	\$0.196 /kWh	\$0.063 /SqFt
NATURALGAS	88.00 CCF	9,064 KBtu	0.117 KBtu/SqFt	\$326.65	\$3.712 /CCF	\$0.004 /SqFt
SEWER	41.00 CCF			\$517.15	\$12.613 /CCF	\$0.007 /SqFt
WATER	101.00 CCF			\$686.39	\$6.796 /CCF	\$0.009 /SqFt
Totals:		95,046 KBtu	1.222 KBtu/SqFt	\$6,462.82		

Energy

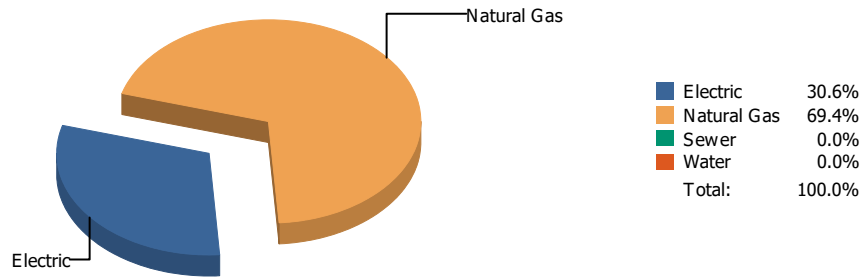


Cost

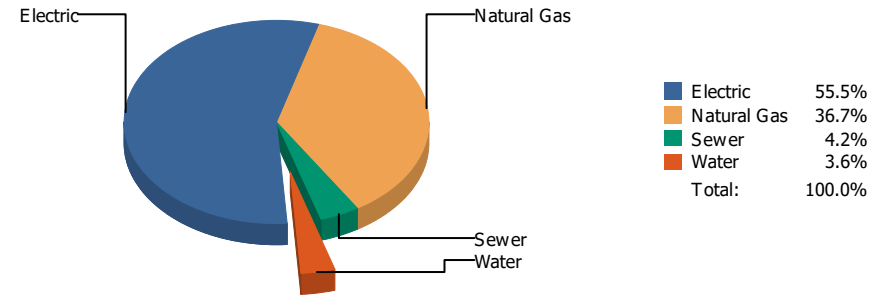


Commodity	Common Use	Energy Use	Energy Use / Area	Total Cost	Cost / Unit	Cost / Area
Place: [WHITAKER] WHITAKER 153 [BUILDING]						
Area: 89,458 SqFt						
Billing Period: Jan 2023						
ELECTRIC	47,760.00 kWh	162,957 KBtu	1.822 KBtu/SqFt	\$6,511.84	\$0.136 /kWh	\$0.073 /SqFt
NATURALGAS	3,945.00 CCF	406,335 KBtu	4.542 KBtu/SqFt	\$5,332.43	\$1.352 /CCF	\$0.060 /SqFt
SEWER	33.00 CCF			\$473.57	\$14.351 /CCF	\$0.005 /SqFt
WATER	31.00 CCF			\$506.54	\$16.340 /CCF	\$0.006 /SqFt
Totals:		569,292 KBtu	6.364 KBtu/SqFt	\$12,824.38		

Energy

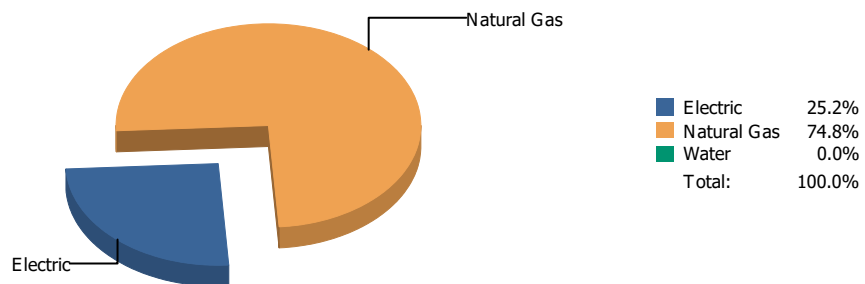


Cost

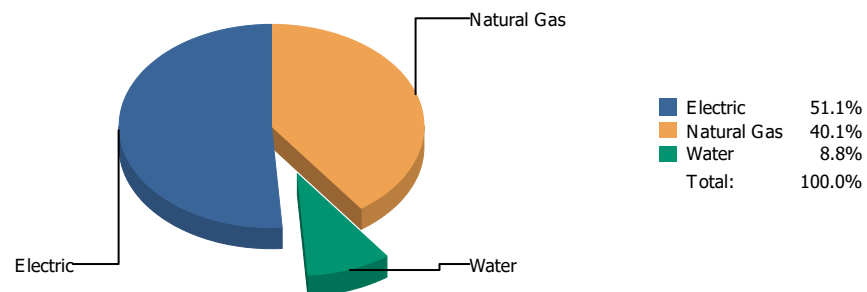


Commodity	Common Use	Energy Use	Energy Use / Area	Total Cost	Cost / Unit	Cost / Area
Place: [WHITE] ZACH WHITE ELEMENTARY NEW-1997 [BUILDING]						
Area: 92,458 SqFt						
Billing Period: Jan 2023						
ELECTRIC	34,500.00 kWh	117,714 KBtu	1.273 KBtu/SqFt	\$5,734.16	\$0.166 /kWh	\$0.062 /SqFt
NATURALGAS	2,587.00 CCF	266,461 KBtu	2.882 KBtu/SqFt	\$3,798.03	\$1.468 /CCF	\$0.041 /SqFt
SEWER	77.00 CCF			\$435.57	\$5.657 /CCF	\$0.005 /SqFt
WATER	54.00 CCF			\$368.27	\$6.820 /CCF	\$0.004 /SqFt
Totals:		384,175 KBtu	4.155 KBtu/SqFt	\$10,336.03		

Energy

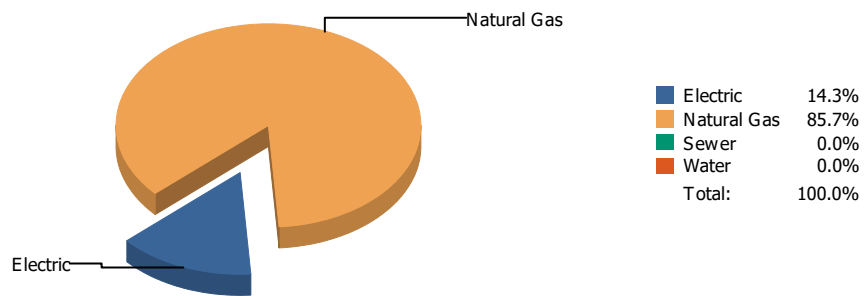


Cost

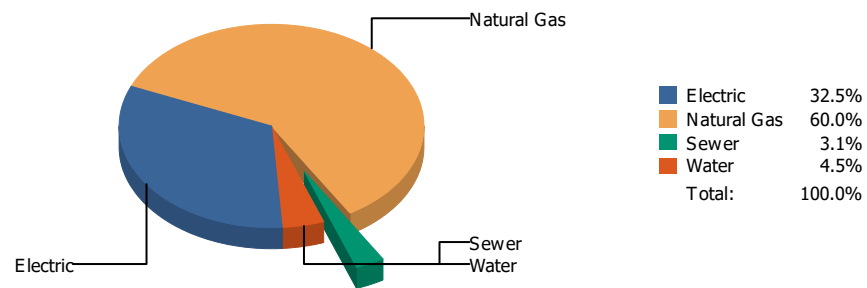


Commodity	Common Use	Energy Use	Energy Use / Area	Total Cost	Cost / Unit	Cost / Area
Place: [WIGGS] WIGGS 052 [BUILDING]						
Area: 110,689 SqFt						
Billing Period: Jan 2023						
ELECTRIC	28,440.00 kWh	97,037 KBtu	0.877 KBtu/SqFt	\$4,894.73	\$0.172 /kWh	\$0.044 /SqFt
NATURALGAS	2,798.00 CCF	288,194 KBtu	2.604 KBtu/SqFt	\$3,846.36	\$1.375 /CCF	\$0.035 /SqFt
WATER	133.00 CCF			\$840.57	\$6.320 /CCF	\$0.008 /SqFt
Totals:		385,231 KBtu	3.480 KBtu/SqFt	\$9,581.66		

Energy

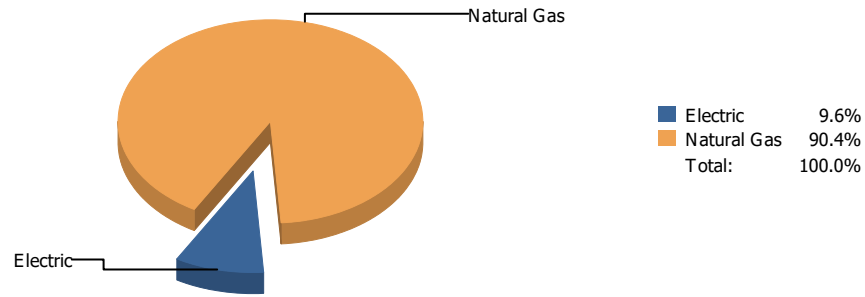


Cost

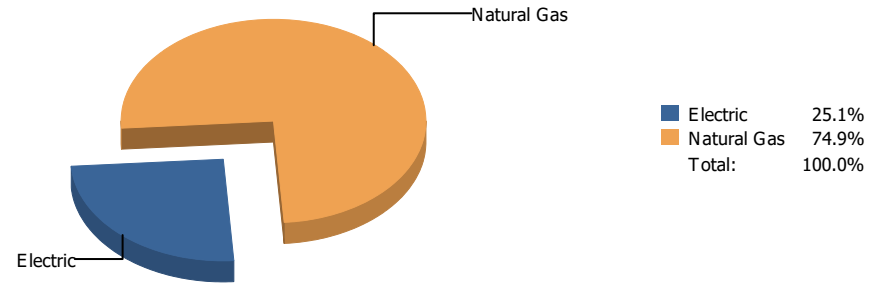


Commodity	Common Use	Energy Use	Energy Use / Area	Total Cost	Cost / Unit	Cost / Area
Place: [YOUNG/WOMENS/ACADEMY/1] YOUNG WOMENS ACADEMY [BUILDING]						
Area: 133,779 SqFt						
Billing Period: Jan 2023						
ELECTRIC	50,500.00 kWh	172,306 KBtu	1.288 KBtu/SqFt	\$7,140.42	\$0.141 /kWh	\$0.053 /SqFt
NATURALGAS	10,001.00 CCF	1,030,103 KBtu	7.700 KBtu/SqFt	\$13,178.64	\$1.318 /CCF	\$0.099 /SqFt
SEWER	106.00 CCF			\$679.00	\$6.406 /CCF	\$0.005 /SqFt
WATER	209.00 CCF			\$981.87	\$4.698 /CCF	\$0.007 /SqFt
Totals:		1,202,409 KBtu	8.988 KBtu/SqFt	\$21,979.93		

Energy

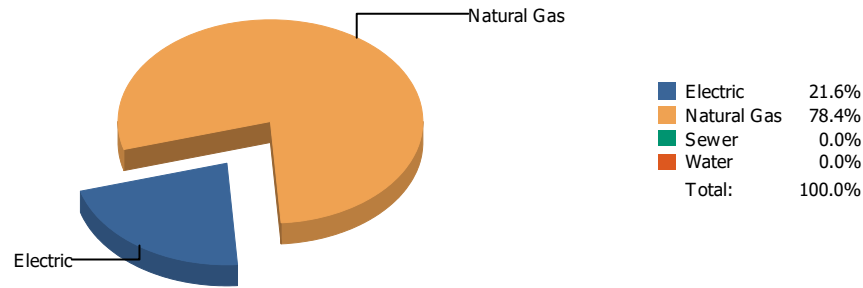


Cost

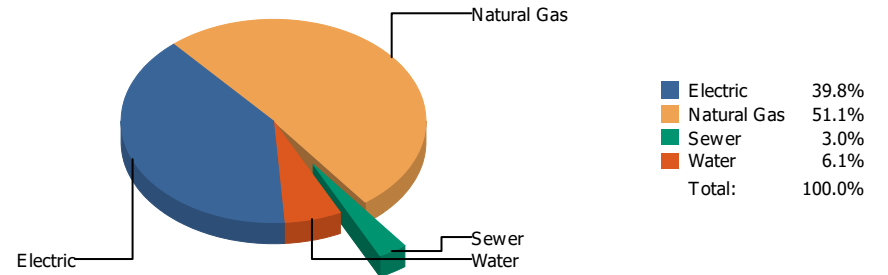


Commodity	Common Use	Energy Use	Energy Use / Area	Total Cost	Cost / Unit	Cost / Area
Place: [ZANEGREYWAREHOUSE] ZANE GREY WAREHOUSE [BUILDING]						
Area: 0 SqFt						
Billing Period: Jan 2023						
ELECTRIC	3,163.00 kWh	10,792 KBtu		\$507.22	\$0.160 /kWh	
NATURALGAS	991.00 CCF	102,073 KBtu		\$1,511.13	\$1.525 /CCF	
Totals:		112,865 KBtu		\$2,018.35		

Energy



Cost



Commodity	Common Use	Energy Use	Energy Use / Area	Total Cost	Cost / Unit	Cost / Area
Place: [ZAVALA] ZAVALA 148 [BUILDING]						
Area: 53,356 SqFt						
Billing Period: Jan 2023						
ELECTRIC	20,367.00 kWh	69,492 KBtu	1.302 KBtu/SqFt	\$2,700.08	\$0.133 /kWh	\$0.051 /SqFt
NATURALGAS	2,453.00 CCF	252,659 KBtu	4.735 KBtu/SqFt	\$3,461.68	\$1.411 /CCF	\$0.065 /SqFt
SEWER	34.00 CCF			\$206.58	\$6.076 /CCF	\$0.004 /SqFt
WATER	38.00 CCF			\$411.93	\$10.840 /CCF	\$0.008 /SqFt
Totals:		322,151 KBtu	6.038 KBtu/SqFt	\$6,780.27		

Requested by: eagarci2

Client version:

Report version: 9

Filters: Meters in Building Name: Not one of ZACH WHITE MODULAR SCHOOL 147;START SCHOOL EARLY 1 DAY VALUE;STADIUM RATE CHANGES;SKY PARK IB1;SKY PARK I 200;SKY PARK;ROOSEVELT 137;REMCON COTTAGES;PARKDALE COTTAGES 957;NORTHEAST BOOK DEPOSITORY 814;NEW COMPUTERS SINCE JUNE 1990;Lighting;HERCULES COTTAGES 141A;CANYON HILLS PORTABLES;Butterfield Trail Warehouse;BRANON COTTAGES 955 ;BLUE FLAME BLDG.;BARCELONA COTTAGES;ALL REFUNDS AND REBATES; ; Bill is Void Equals 0; Account is Active Equals 1; Bill is from External Vendor Equals 1; ; Billing Period Equals Jan 2023

Record count: 0