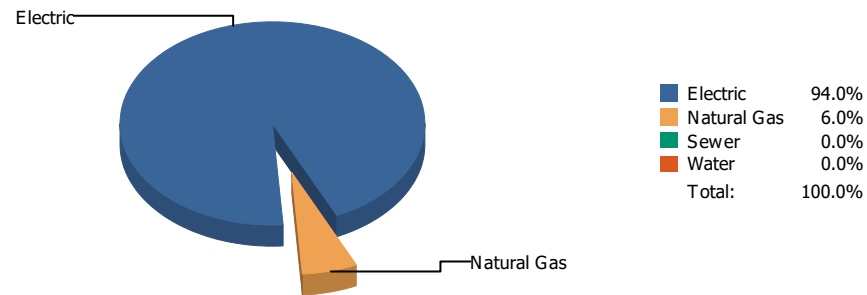
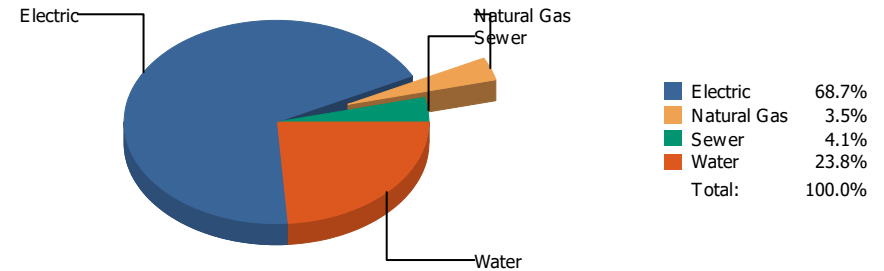


Energy



Cost

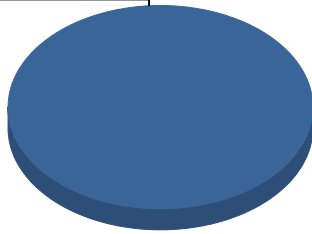


Commodity	Common Use	Energy Use	Energy Use / Area	Total Cost	Cost / Unit	Cost / Area
Place Summary Report						
Area: 10,184,015 SqFt						
Billing Period: Aug 2022						
ELECTRIC	6,828,536.00 kWh	23,298,965 KBtu	2.156 KBtu/SqFt	\$1,130,303.61	\$0.166 /kWh	\$0.106 /SqFt
NATURALGAS	14,354.00 CCF	1,478,462 KBtu	0.145 KBtu/SqFt	\$57,479.98	\$4.004 /CCF	\$0.006 /SqFt
SEWER	12,971.00 CCF			\$67,003.44	\$5.166 /CCF	\$0.006 /SqFt
WATER	71,871.00 CCF			\$390,880.89	\$5.439 /CCF	\$0.037 /SqFt
Totals:		24,777,427 KBtu	2.300 KBtu/SqFt	\$1,645,667.92		

* Please note per area calculations only include buildings with a floor area greater than 0.

Energy

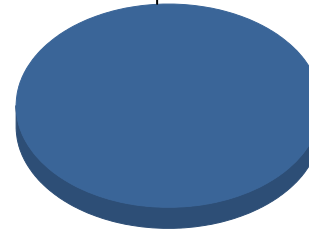
Electric



■ Electric 100.0%
Total: 100.0%

Cost

Electric

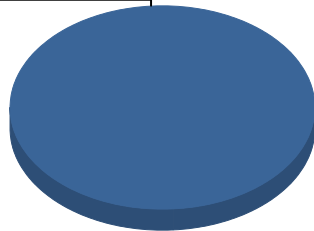


■ Electric 100.0%
Total: 100.0%

Commodity	Common Use	Energy Use	Energy Use / Area	Total Cost	Cost / Unit	Cost / Area
Place: [ALAMO] ALAMO 101 [BUILDING] Area: 58,978 SqFt Billing Period: Aug 2022						
ELECTRIC	3,600.00 kWh	12,283 KBtu	0.208 KBtu/SqFt	\$501.34	\$0.139 /kWh	\$0.009 /SqFt
Totals:		12,283 KBtu	0.208 KBtu/SqFt	\$501.34		

Energy

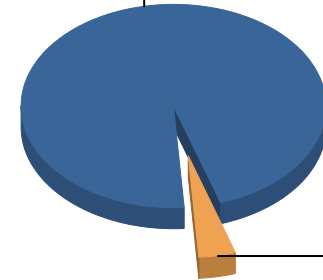
Electric



■ Electric 100.0%
 ■ Water 0.0%
 Total: 100.0%

Cost

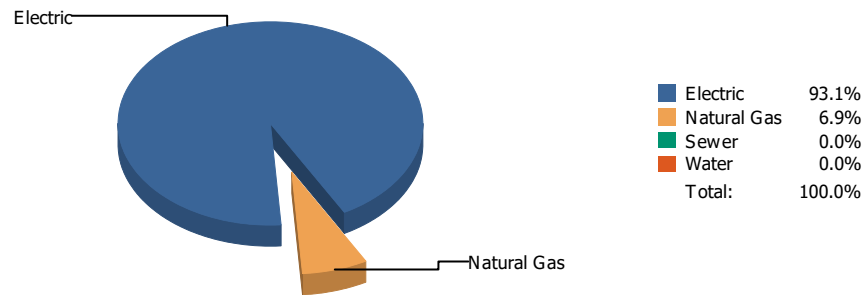
Electric



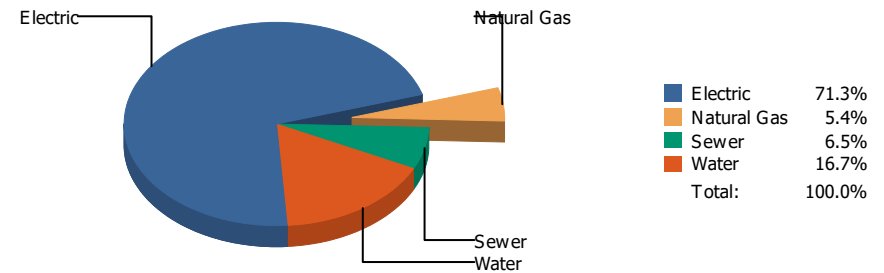
■ Electric 96.0%
 ■ Water 4.0%
 Total: 100.0%

Commodity	Common Use	Energy Use	Energy Use / Area	Total Cost	Cost / Unit	Cost / Area
Place: [ALTA] ALTA VISTA 102 [BUILDING]						
Area: 68,463 SqFt						
Billing Period: Aug 2022						
ELECTRIC	6,000.00 kWh	20,472 KBtu	0.299 KBtu/SqFt	\$688.66	\$0.115 /kWh	\$0.010 /SqFt
WATER	0.00 CCF			\$28.61	\$0.000 /CCF	\$0.000 /SqFt
Totals:		20,472 KBtu	0.299 KBtu/SqFt	\$717.27		

Energy

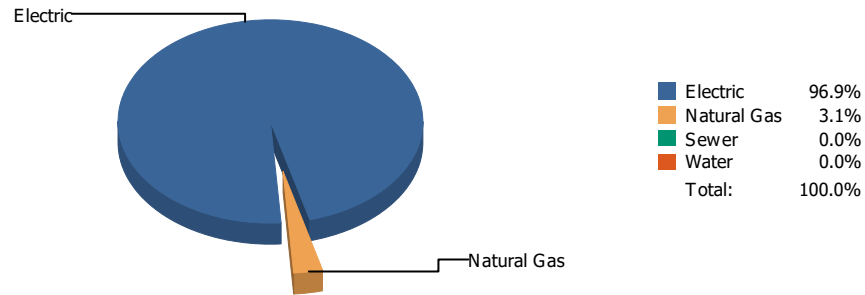


Cost

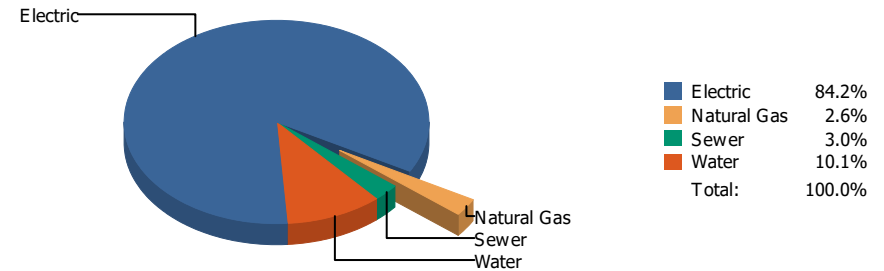


Commodity	Common Use	Energy Use	Energy Use / Area	Total Cost	Cost / Unit	Cost / Area
Place: [ADDRESS] ADDRESS 001 [BUILDING]						
Area: 266,968 SqFt						
Billing Period: Aug 2022						
ELECTRIC	179,720.00 kWh	613,205 KBtu	2.297 KBtu/SqFt	\$37,568.21	\$0.209 /kWh	\$0.140 /SqFt
NATURALGAS	438.00 CCF	45,114 KBtu	0.169 KBtu/SqFt	\$2,863.77	\$6.538 /CCF	\$0.010 /SqFt
SEWER	933.00 CCF			\$3,422.77	\$3.669 /CCF	\$0.013 /SqFt
WATER	2,128.00 CCF			\$8,814.98	\$4.142 /CCF	\$0.033 /SqFt
Totals:		658,319 KBtu	2.466 KBtu/SqFt	\$52,669.73		

Energy

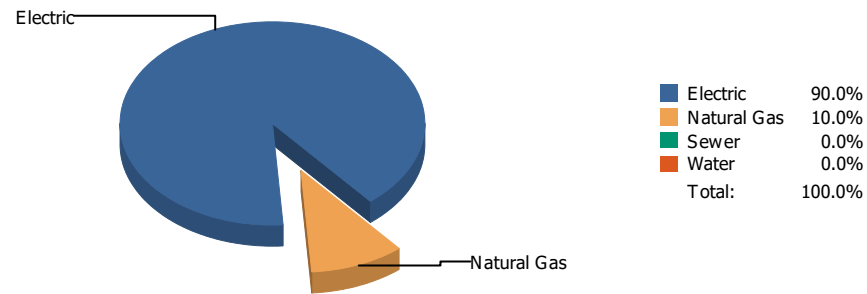


Cost

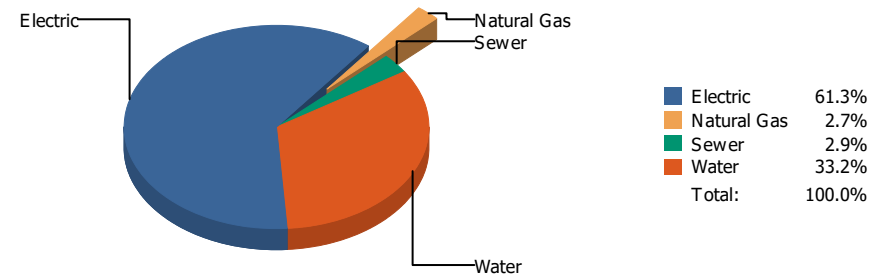


Commodity	Common Use	Energy Use	Energy Use / Area	Total Cost	Cost / Unit	Cost / Area
Place: [AOY] AOY 103 [BUILDING]						
Area: 105,486 SqFt						
Billing Period: Aug 2022						
ELECTRIC	84,895.00 kWh	289,662 KBtu	2.746 KBtu/SqFt	\$17,049.42	\$0.201 /kWh	\$0.162 /SqFt
NATURALGAS	89.00 CCF	9,167 KBtu	0.087 KBtu/SqFt	\$532.23	\$5.980 /CCF	\$0.005 /SqFt
SEWER	39.00 CCF			\$609.06	\$15.617 /CCF	\$0.006 /SqFt
WATER	271.00 CCF			\$2,053.12	\$7.576 /CCF	\$0.019 /SqFt
Totals:		298,829 KBtu	2.833 KBtu/SqFt	\$20,243.83		

Energy

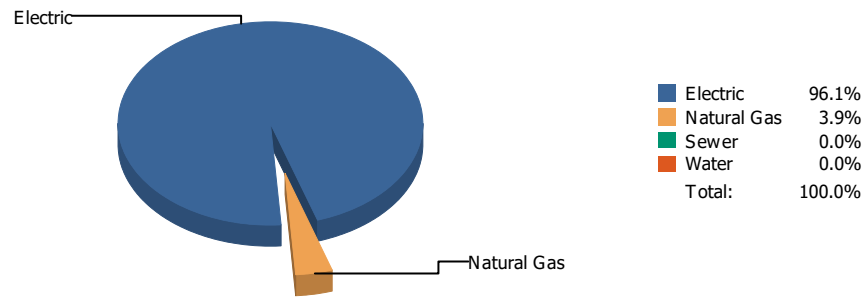


Cost

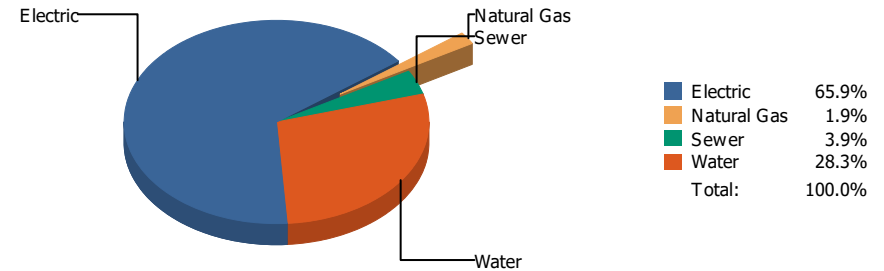


Commodity	Common Use	Energy Use	Energy Use / Area	Total Cost	Cost / Unit	Cost / Area
Place: [ARMENDARIZ_1] ARMENDARIZ MIDDLE SCHOOL [BUILDING]						
Area: 133,779 SqFt						
Billing Period: Aug 2022						
ELECTRIC	92,500.00 kWh	315,610 KBtu	2.359 KBtu/SqFt	\$14,510.01	\$0.157 /kWh	\$0.108 /SqFt
NATURALGAS	342.00 CCF	35,226 KBtu	0.263 KBtu/SqFt	\$637.92	\$1.865 /CCF	\$0.005 /SqFt
SEWER	106.00 CCF			\$679.00	\$6.406 /CCF	\$0.005 /SqFt
WATER	1,583.00 CCF			\$7,849.48	\$4.959 /CCF	\$0.059 /SqFt
Totals:		350,836 KBtu	2.623 KBtu/SqFt	\$23,676.41		

Energy

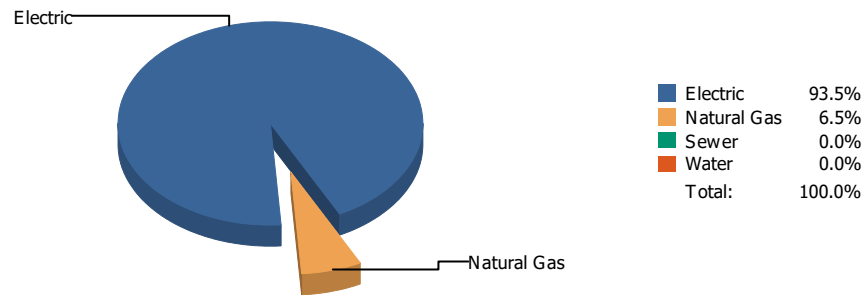


Cost

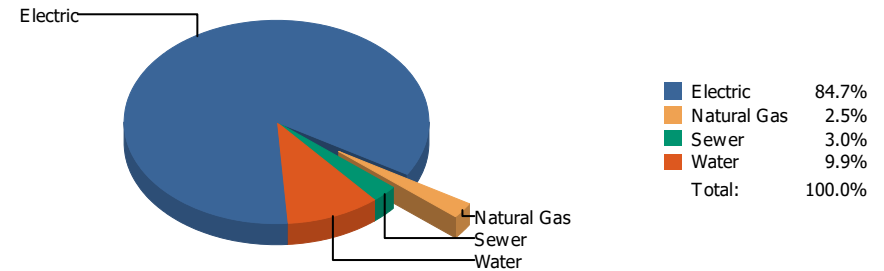


Commodity	Common Use	Energy Use	Energy Use / Area	Total Cost	Cost / Unit	Cost / Area
Place: [AUSTIN] AUSTIN 002 [BUILDING]						
Area: 269,216 SqFt						
Billing Period: Aug 2022						
ELECTRIC	201,253.00 kWh	686,675 KBtu	2.551 KBtu/SqFt	\$34,431.58	\$0.171 /kWh	\$0.128 /SqFt
NATURALGAS	272.00 CCF	28,016 KBtu	0.104 KBtu/SqFt	\$971.41	\$3.571 /CCF	\$0.003 /SqFt
SEWER	348.00 CCF			\$2,062.40	\$5.926 /CCF	\$0.008 /SqFt
WATER	2,117.00 CCF			\$14,755.86	\$6.970 /CCF	\$0.054 /SqFt
Totals:		714,691 KBtu	2.655 KBtu/SqFt	\$52,221.25		

Energy

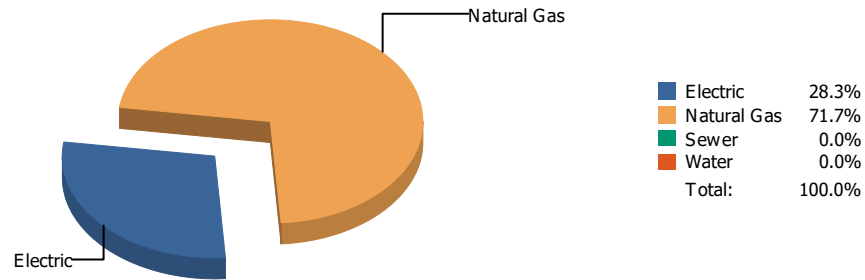


Cost

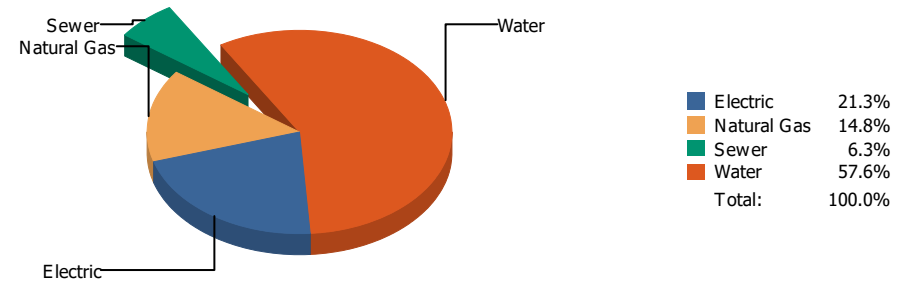


Commodity	Common Use	Energy Use	Energy Use / Area	Total Cost	Cost / Unit	Cost / Area
Place: [BARRONELEMENTARY] BARRON ELEMENTARY 165 [BUILDING]						
Area: 87,818 SqFt						
Billing Period: Aug 2022						
ELECTRIC	88,908.00 kWh	303,354 KBtu	3.454 KBtu/SqFt	\$15,865.66	\$0.178 /kWh	\$0.181 /SqFt
NATURALGAS	204.00 CCF	21,012 KBtu	0.239 KBtu/SqFt	\$465.44	\$2.282 /CCF	\$0.005 /SqFt
SEWER	39.00 CCF			\$557.70	\$14.300 /CCF	\$0.006 /SqFt
WATER	349.00 CCF			\$1,847.97	\$5.295 /CCF	\$0.021 /SqFt
Totals:		324,366 KBtu	3.694 KBtu/SqFt	\$18,736.77		

Energy



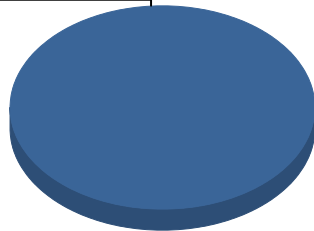
Cost



Commodity	Common Use	Energy Use	Energy Use / Area	Total Cost	Cost / Unit	Cost / Area
Place: [BASSETT] BASSETT 049 [BUILDING]						
Area: 174,250 SqFt						
Billing Period: Aug 2022						
ELECTRIC	30,900.00 kWh	105,431 KBtu	0.605 KBtu/SqFt	\$5,187.95	\$0.168 /kWh	\$0.030 /SqFt
NATURALGAS	2,590.00 CCF	266,770 KBtu	1.531 KBtu/SqFt	\$3,612.82	\$1.395 /CCF	\$0.021 /SqFt
SEWER	508.00 CCF			\$1,534.40	\$3.020 /CCF	\$0.009 /SqFt
WATER	2,312.00 CCF			\$14,023.00	\$6.065 /CCF	\$0.080 /SqFt
Totals:		372,201 KBtu	2.136 KBtu/SqFt	\$24,358.17		

Energy

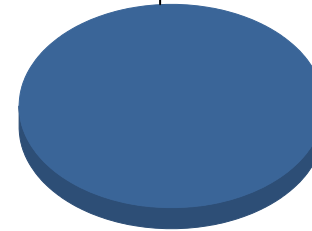
Electric



■ Electric 100.0%
Total: 100.0%

Cost

Electric

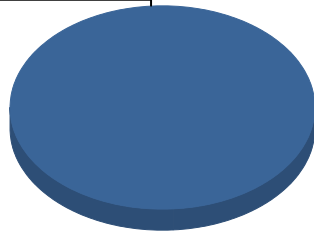


■ Electric 100.0%
Total: 100.0%

Commodity	Common Use	Energy Use	Energy Use / Area	Total Cost	Cost / Unit	Cost / Area
Place: [BEALL] BEALL 104 [BUILDING] Area: 74,454 SqFt Billing Period: Aug 2022						
ELECTRIC	1,095.00 kWh	3,736 KBtu	0.050 KBtu/SqFt	\$200.74	\$0.183 /kWh	\$0.003 /SqFt
Totals:		3,736 KBtu	0.050 KBtu/SqFt	\$200.74		

Energy

Electric



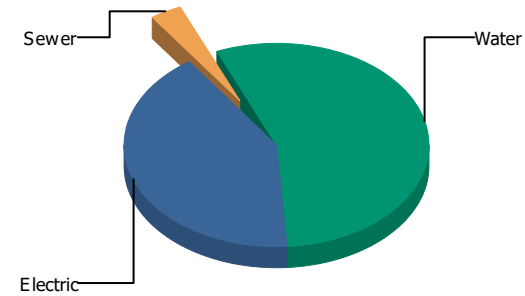
Electric 100.0%
 Sewer 0.0%
 Water 0.0%
 Total: 100.0%

Cost

Sewer

Water

Electric

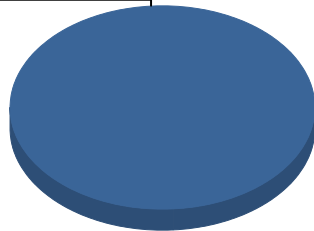


Electric 41.4%
 Sewer 3.3%
 Water 55.3%
 Total: 100.0%

Commodity	Common Use	Energy Use	Energy Use / Area	Total Cost	Cost / Unit	Cost / Area
Place: [BLISS] BLISS 105 [BUILDING] Area: 78,820 SqFt Billing Period: Aug 2022						
ELECTRIC	35,997.00 kWh	122,822 KBtu	1.558 KBtu/SqFt	\$6,341.79	\$0.176 /kWh	\$0.080 /SqFt
SEWER	94.00 CCF			\$503.54	\$5.357 /CCF	\$0.006 /SqFt
WATER	1,069.00 CCF			\$8,459.31	\$7.913 /CCF	\$0.107 /SqFt
Totals:		122,822 KBtu	1.558 KBtu/SqFt	\$15,304.64		

Energy

Electric



Electric	100.0%
Natural Gas	0.0%
Sewer	0.0%
Water	0.0%
Total:	100.0%

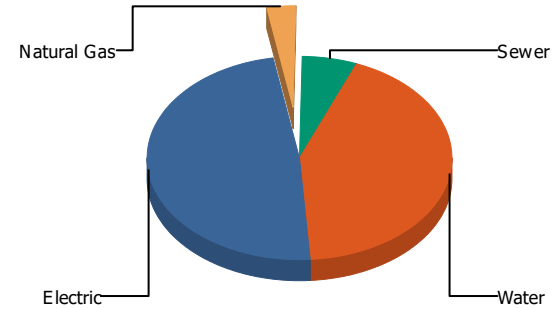
Cost

Natural Gas

Sewer

Electric

Water

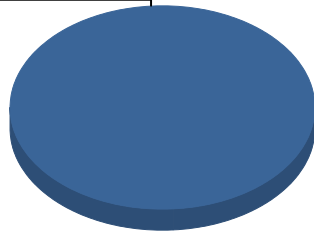


Electric	48.3%
Natural Gas	3.0%
Sewer	6.0%
Water	42.7%
Total:	100.0%

Commodity	Common Use	Energy Use	Energy Use / Area	Total Cost	Cost / Unit	Cost / Area
Place: [BOBBY_JOE_HILL] BOBBY JOE HILL 059 [BUILDING]						
Area: 0 SqFt						
Billing Period: Aug 2022						
ELECTRIC	146,242.00 kWh	498,978 KBtu		\$7,811.90	\$0.053 /kWh	
NATURALGAS	0.00 CCF	0 KBtu		\$489.36	\$0.000 /CCF	
SEWER	118.00 CCF			\$978.36	\$8.291 /CCF	
WATER	1,861.00 CCF			\$6,906.64	\$3.711 /CCF	
Totals:		498,978 KBtu		\$16,186.26		

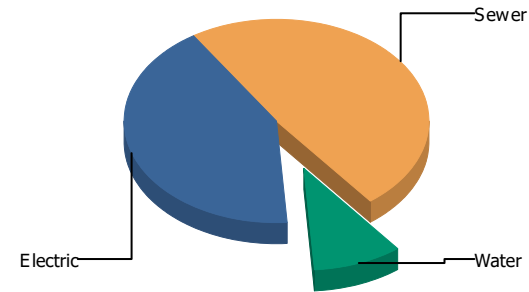
Energy

Electric



Electric 100.0%
 Sewer 0.0%
 Water 0.0%
 Total: 100.0%

Cost

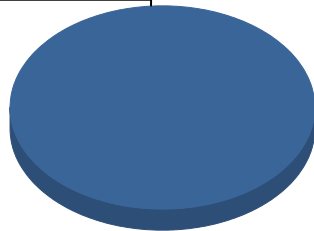


Electric 42.0%
 Sewer 48.6%
 Water 9.4%
 Total: 100.0%

Commodity	Common Use	Energy Use	Energy Use / Area	Total Cost	Cost / Unit	Cost / Area
Place: [BOND_2] BOND 160 [BUILDING] Area: 89,988 SqFt Billing Period: Aug 2022						
ELECTRIC	3,281.00 kWh	11,195 KBtu	0.124 KBtu/SqFt	\$548.92	\$0.167 /kWh	\$0.006 /SqFt
SEWER	98.00 CCF			\$635.42	\$6.484 /CCF	\$0.007 /SqFt
WATER	0.00 CCF			\$123.54	\$0.000 /CCF	\$0.001 /SqFt
Totals:		11,195 KBtu	0.124 KBtu/SqFt	\$1,307.88		

Energy

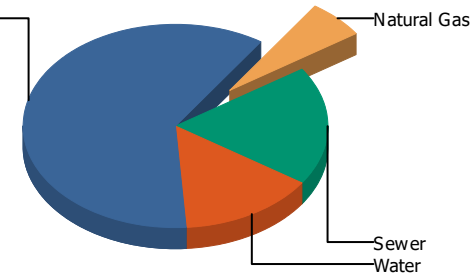
Electric



Electric	100.0%
Natural Gas	0.0%
Sewer	0.0%
Water	0.0%
Total:	100.0%

Cost

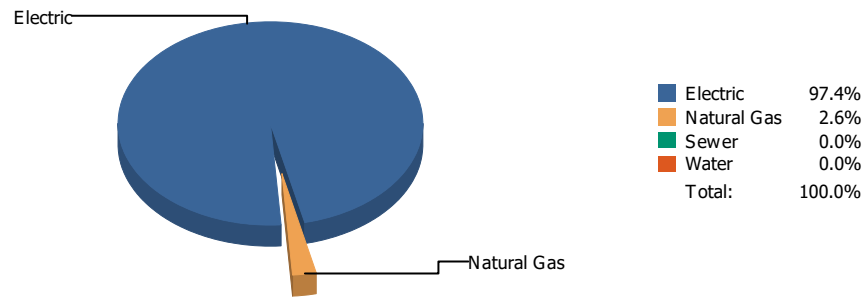
Electric



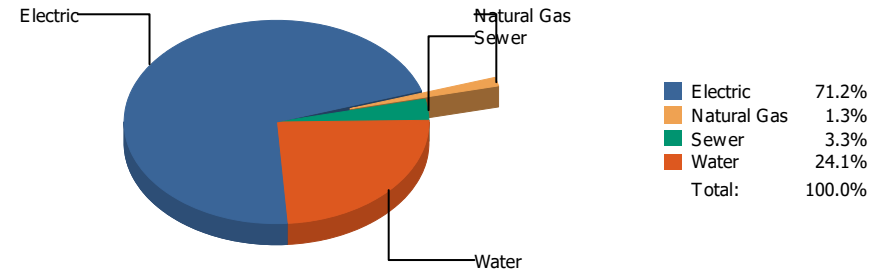
Electric	60.7%
Natural Gas	6.1%
Sewer	18.8%
Water	14.4%
Total:	100.0%

Commodity	Common Use	Energy Use	Energy Use / Area	Total Cost	Cost / Unit	Cost / Area
Place: [BONHAM] BONHAM 106 [BUILDING]						
Area: 53,522 SqFt						
Billing Period: Aug 2022						
ELECTRIC	10,817.00 kWh	36,908 KBtu	0.690 KBtu/SqFt	\$2,086.10	\$0.193 /kWh	\$0.039 /SqFt
NATURALGAS	0.00 CCF	0 KBtu	0.000 KBtu/SqFt	\$210.50	\$0.000 /CCF	\$0.004 /SqFt
SEWER	172.00 CCF			\$647.09	\$3.762 /CCF	\$0.012 /SqFt
WATER	130.00 CCF			\$495.00	\$3.808 /CCF	\$0.009 /SqFt
Totals:		36,908 KBtu	0.690 KBtu/SqFt	\$3,438.69		

Energy

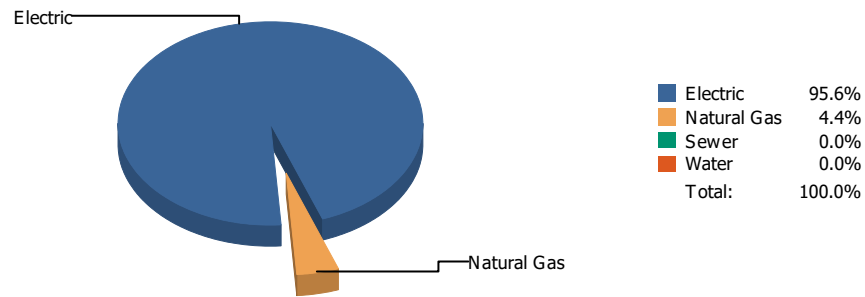


Cost

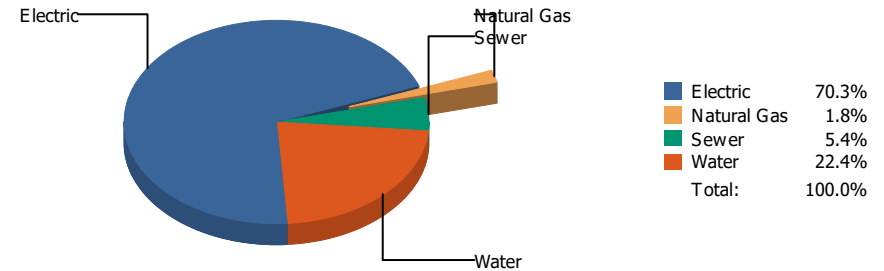


Commodity	Common Use	Energy Use	Energy Use / Area	Total Cost	Cost / Unit	Cost / Area
Place: [BOWIE] BOWIE 003 [BUILDING]						
Area: 282,931 SqFt						
Billing Period: Aug 2022						
ELECTRIC	235,878.00 kWh	804,816 KBtu	2.845 KBtu/SqFt	\$37,193.24	\$0.158 /kWh	\$0.131 /SqFt
NATURALGAS	210.00 CCF	21,630 KBtu	0.076 KBtu/SqFt	\$683.45	\$3.255 /CCF	\$0.002 /SqFt
SEWER	377.00 CCF			\$1,745.19	\$4.629 /CCF	\$0.006 /SqFt
WATER	3,186.00 CCF			\$12,585.51	\$3.950 /CCF	\$0.044 /SqFt
Totals:		826,446 KBtu	2.921 KBtu/SqFt	\$52,207.39		

Energy

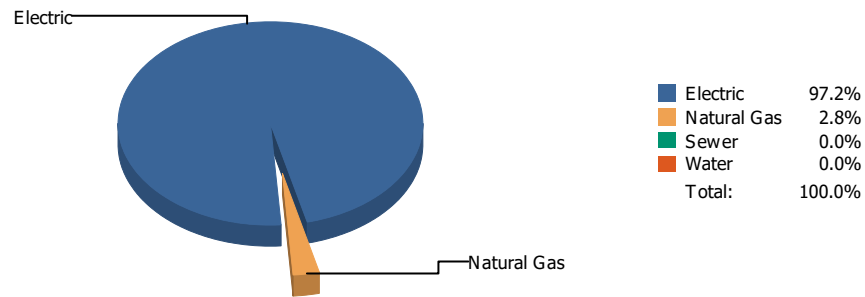


Cost

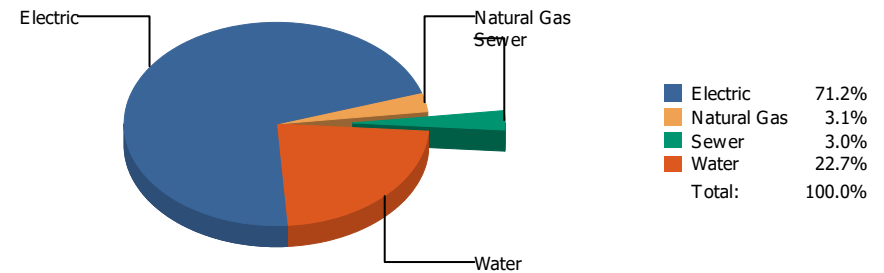


Commodity	Common Use	Energy Use	Energy Use / Area	Total Cost	Cost / Unit	Cost / Area
Place: [BROWN] BROWN MIDDLE SCHOOL 056 [BUILDING]						
Area: 173,263 SqFt						
Billing Period: Aug 2022						
ELECTRIC	74,400.00 kWh	253,853 KBtu	1.465 KBtu/SqFt	\$13,573.41	\$0.182 /kWh	\$0.078 /SqFt
NATURALGAS	114.00 CCF	11,742 KBtu	0.068 KBtu/SqFt	\$352.96	\$3.096 /CCF	\$0.002 /SqFt
SEWER	254.00 CCF			\$1,047.52	\$4.124 /CCF	\$0.006 /SqFt
WATER	818.00 CCF			\$4,329.64	\$5.293 /CCF	\$0.025 /SqFt
Totals:		265,595 KBtu	1.533 KBtu/SqFt	\$19,303.53		

Energy



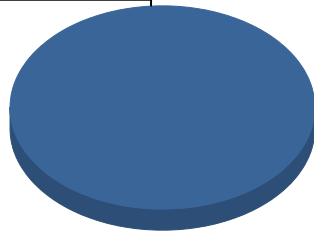
Cost



Commodity	Common Use	Energy Use	Energy Use / Area	Total Cost	Cost / Unit	Cost / Area
Place: [BURGES] BURGES 004 [BUILDING]						
Area: 241,219 SqFt						
Billing Period: Aug 2022						
ELECTRIC	199,791.00 kWh	681,687 KBtu	2.826 KBtu/SqFt	\$34,601.89	\$0.173 /kWh	\$0.143 /SqFt
NATURALGAS	191.00 CCF	19,673 KBtu	0.082 KBtu/SqFt	\$1,502.88	\$7.868 /CCF	\$0.006 /SqFt
SEWER	187.00 CCF			\$1,474.87	\$7.887 /CCF	\$0.006 /SqFt
WATER	1,670.00 CCF			\$11,041.09	\$6.611 /CCF	\$0.045 /SqFt
Totals:		701,360 KBtu	2.908 KBtu/SqFt	\$48,620.73		

Energy

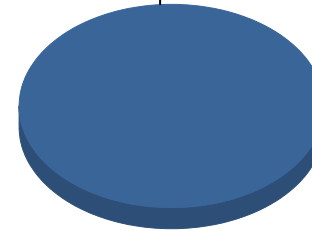
Electric



■ Electric 100.0%
Total: 100.0%

Cost

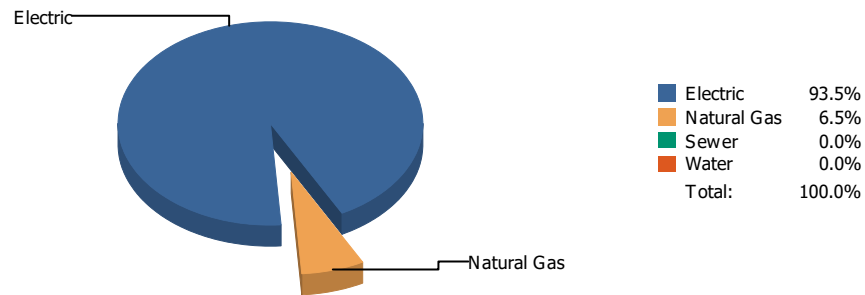
Electric



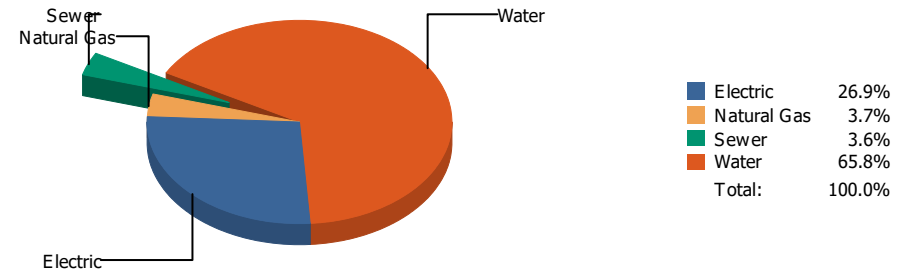
■ Electric 100.0%
Total: 100.0%

Commodity	Common Use	Energy Use	Energy Use / Area	Total Cost	Cost / Unit	Cost / Area
Place: [BURLESON] BURLESON 107 [BUILDING]						
Area: 73,772 SqFt						
Billing Period: Aug 2022						
ELECTRIC	1,605.00 kWh	5,476 KBtu	0.074 KBtu/SqFt	\$287.64	\$0.179 /kWh	\$0.004 /SqFt
Totals:		5,476 KBtu	0.074 KBtu/SqFt	\$287.64		

Energy

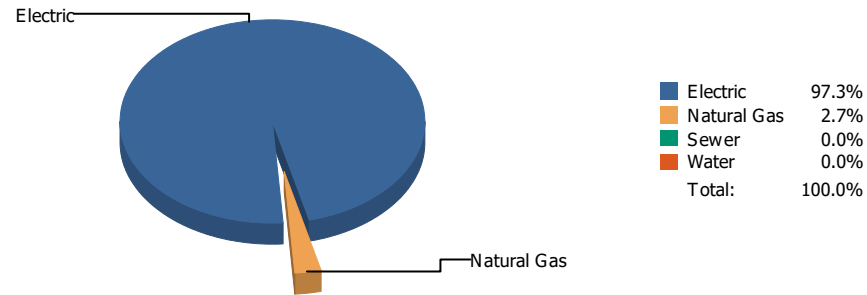


Cost

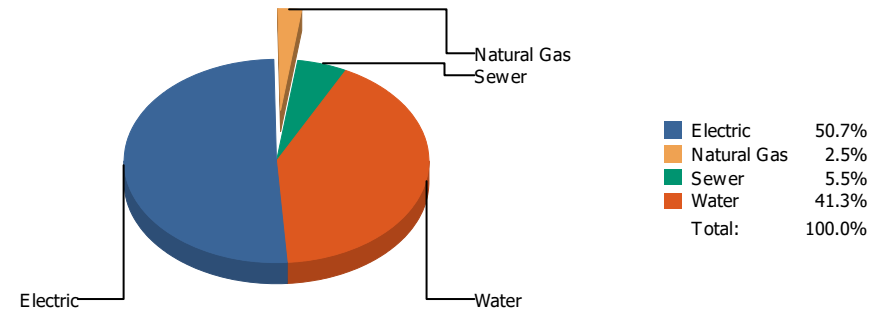


Commodity	Common Use	Energy Use	Energy Use / Area	Total Cost	Cost / Unit	Cost / Area
Place: [BURNET] BURNET 108 [BUILDING]						
Area: 50,520 SqFt						
Billing Period: Aug 2022						
ELECTRIC	19,438.00 kWh	66,322 KBtu	1.313 KBtu/SqFt	\$3,483.85	\$0.179 /kWh	\$0.069 /SqFt
NATURALGAS	45.00 CCF	4,635 KBtu	0.092 KBtu/SqFt	\$477.24	\$10.605 /CCF	\$0.009 /SqFt
SEWER	92.00 CCF			\$472.92	\$5.140 /CCF	\$0.009 /SqFt
WATER	1,073.00 CCF			\$8,536.78	\$7.956 /CCF	\$0.169 /SqFt
Totals:		70,957 KBtu	1.405 KBtu/SqFt	\$12,970.79		

Energy

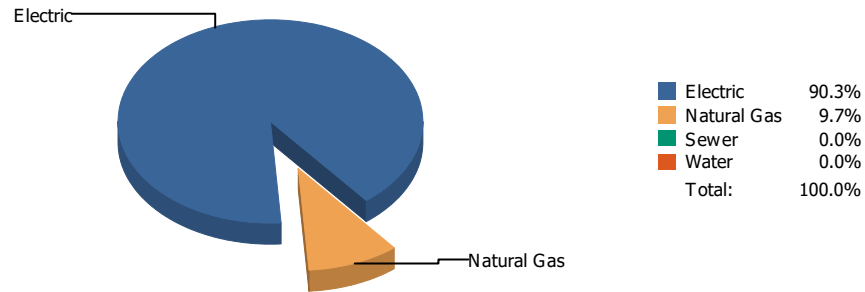


Cost

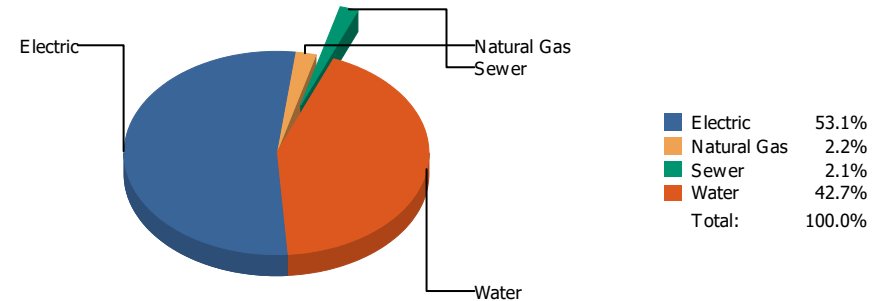


Commodity	Common Use	Energy Use	Energy Use / Area	Total Cost	Cost / Unit	Cost / Area
Place: [CANYON-HILLS] CANYON HILLS 043 [BUILDING]						
Area: 133,149 SqFt						
Billing Period: Aug 2022						
ELECTRIC	58,160.00 kWh	198,442 KBtu	1.490 KBtu/SqFt	\$9,958.70	\$0.171 /kWh	\$0.075 /SqFt
NATURALGAS	54.00 CCF	5,562 KBtu	0.042 KBtu/SqFt	\$488.93	\$9.054 /CCF	\$0.004 /SqFt
SEWER	102.00 CCF			\$1,084.10	\$10.628 /CCF	\$0.008 /SqFt
WATER	1,032.00 CCF			\$8,106.17	\$7.855 /CCF	\$0.061 /SqFt
Totals:		204,004 KBtu	1.532 KBtu/SqFt	\$19,637.90		

Energy

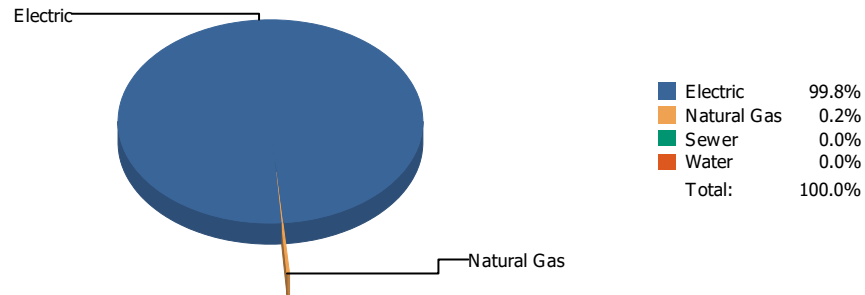


Cost

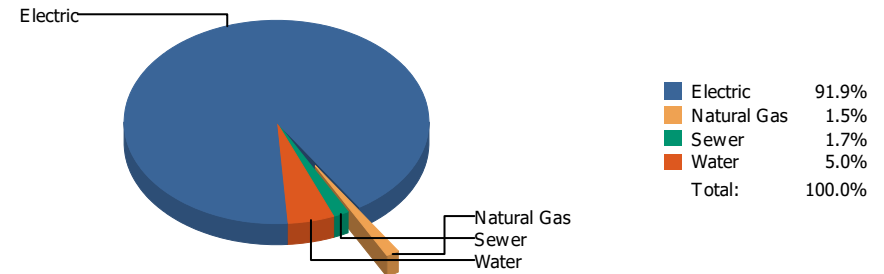


Commodity	Common Use	Energy Use	Energy Use / Area	Total Cost	Cost / Unit	Cost / Area
Place: [CAREER] CAREER AND TECHNOLOGY [BUILDING]						
Area: 146,485 SqFt						
Billing Period: Aug 2022						
ELECTRIC	79,175.00 kWh	270,145 KBtu	1.844 KBtu/SqFt	\$13,897.91	\$0.176 /kWh	\$0.095 /SqFt
NATURALGAS	282.00 CCF	29,046 KBtu	0.198 KBtu/SqFt	\$563.34	\$1.998 /CCF	\$0.004 /SqFt
SEWER	76.00 CCF			\$555.61	\$7.311 /CCF	\$0.004 /SqFt
WATER	1,410.00 CCF			\$11,175.27	\$7.926 /CCF	\$0.076 /SqFt
Totals:		299,191 KBtu	2.042 KBtu/SqFt	\$26,192.13		

Energy



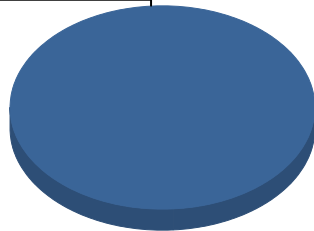
Cost



Commodity	Common Use	Energy Use	Energy Use / Area	Total Cost	Cost / Unit	Cost / Area
Place: [CENTRAL_OFFICE_STANTON] CENTRAL OFFICE STANTON [BUILDING]						
Area: 131,287 SqFt						
Billing Period: Aug 2022						
ELECTRIC	168,928.00 kWh	576,382 KBtu	4.390 KBtu/SqFt	\$27,455.91	\$0.163 /kWh	\$0.209 /SqFt
NATURALGAS	12.00 CCF	1,236 KBtu	0.009 KBtu/SqFt	\$436.00	\$36.333 /CCF	\$0.003 /SqFt
SEWER	32.00 CCF			\$494.74	\$15.461 /CCF	\$0.004 /SqFt
WATER	98.00 CCF			\$1,493.49	\$15.240 /CCF	\$0.011 /SqFt
Totals:		577,618 KBtu	4.400 KBtu/SqFt	\$29,880.14		

Energy

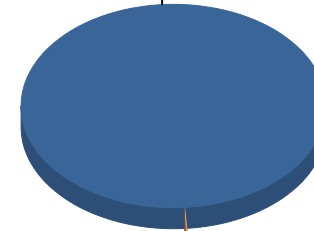
Electric



■ Electric 100.0%
 ■ Water 0.0%
 Total: 100.0%

Cost

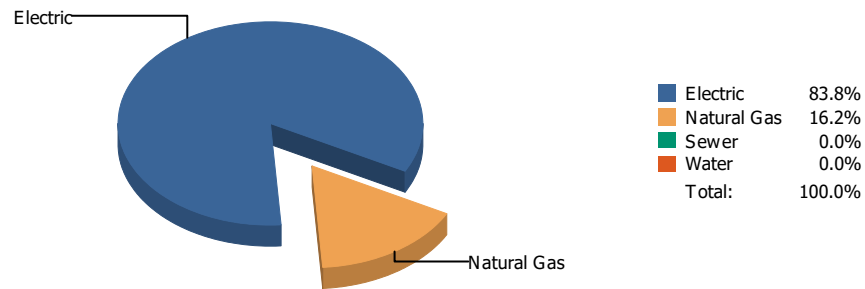
Electric



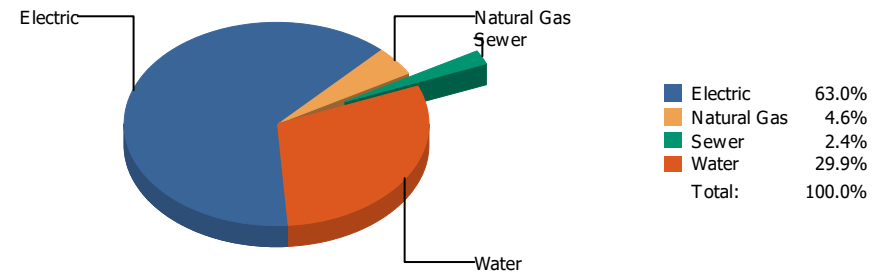
■ Electric 99.9%
 ■ Water 0.1%
 Total: 100.0%

Commodity	Common Use	Energy Use	Energy Use / Area	Total Cost	Cost / Unit	Cost / Area
Place: [CHAPIN] CHAPIN 012 [BUILDING]						
Area: 273,727 SqFt						
Billing Period: Aug 2022						
ELECTRIC	355,966.00 kWh	1,214,556 KBtu	4.437 KBtu/SqFt	\$56,560.35	\$0.159 /kWh	\$0.207 /SqFt
WATER	0.00 CCF			\$79.38	\$0.000 /CCF	\$0.000 /SqFt
Totals:		1,214,556 KBtu	4.437 KBtu/SqFt	\$56,639.73		

Energy

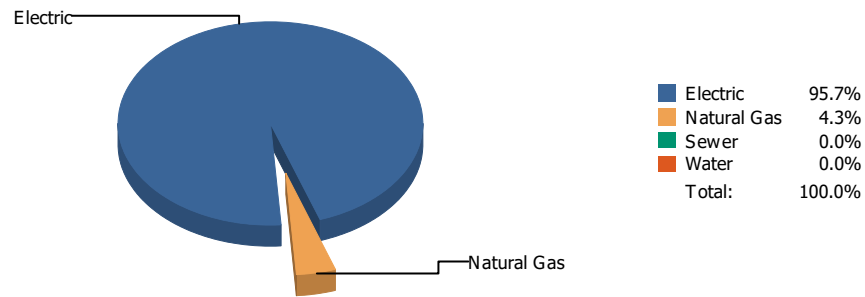


Cost

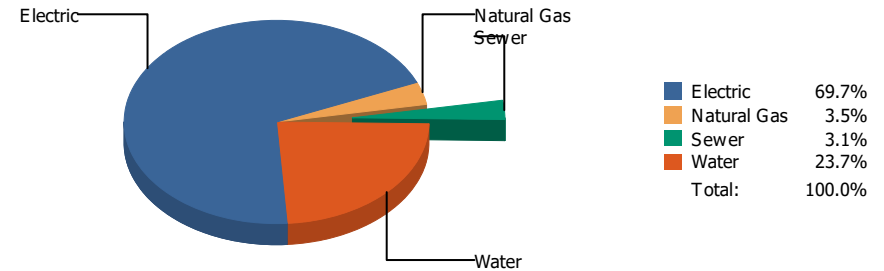


Commodity	Common Use	Energy Use	Energy Use / Area	Total Cost	Cost / Unit	Cost / Area
Place: [CHARLES] H.E. CHARLES 045 [BUILDING]						
Area: 107,867 SqFt						
Billing Period: Aug 2022						
ELECTRIC	91,523.00 kWh	312,276 KBtu	2.895 KBtu/SqFt	\$15,618.03	\$0.171 /kWh	\$0.145 /SqFt
NATURALGAS	586.00 CCF	60,358 KBtu	0.560 KBtu/SqFt	\$1,151.50	\$1.965 /CCF	\$0.011 /SqFt
SEWER	77.00 CCF			\$606.79	\$7.880 /CCF	\$0.006 /SqFt
WATER	993.00 CCF			\$7,416.29	\$7.469 /CCF	\$0.069 /SqFt
Totals:		372,634 KBtu	3.455 KBtu/SqFt	\$24,792.61		

Energy

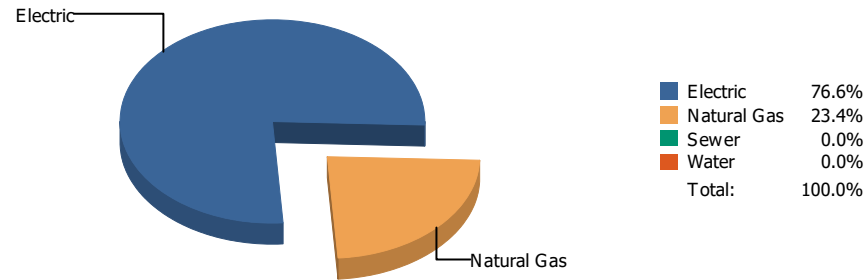


Cost

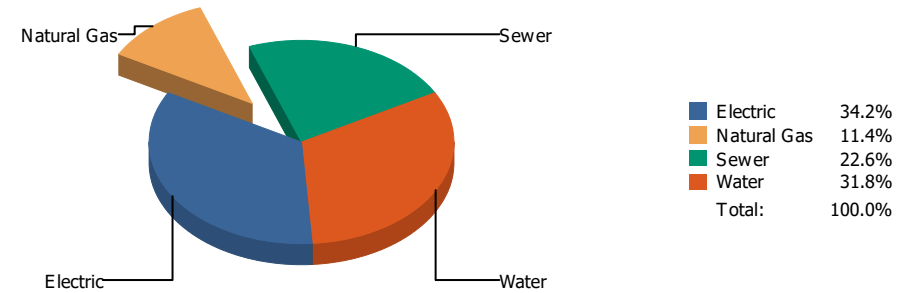


Commodity	Common Use	Energy Use	Energy Use / Area	Total Cost	Cost / Unit	Cost / Area
Place: [CIELO-VISTA] CIELO VISTA 151 [BUILDING] Area: 66,034 SqFt Billing Period: Aug 2022						
ELECTRIC	57,720.00 kWh	196,941 KBtu	2.982 KBtu/SqFt	\$10,444.66	\$0.181 /kWh	\$0.158 /SqFt
NATURALGAS	85.00 CCF	8,755 KBtu	0.133 KBtu/SqFt	\$527.22	\$6.203 /CCF	\$0.008 /SqFt
SEWER	76.00 CCF			\$458.72	\$6.036 /CCF	\$0.007 /SqFt
WATER	789.00 CCF			\$3,544.40	\$4.492 /CCF	\$0.054 /SqFt
Totals:		205,696 KBtu	3.115 KBtu/SqFt	\$14,975.00		

Energy

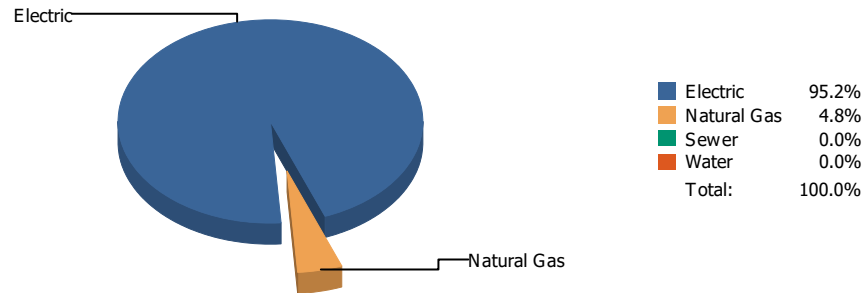


Cost

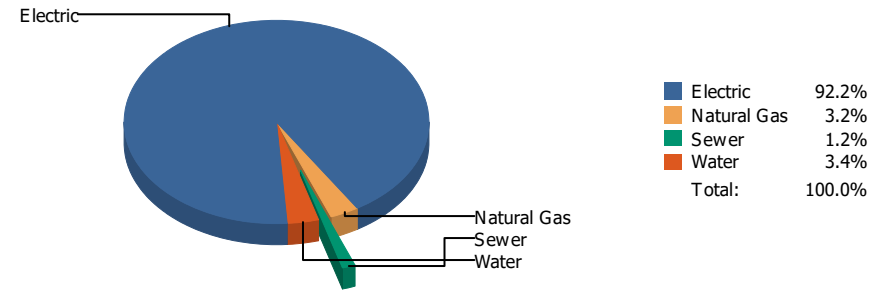


Commodity	Common Use	Energy Use	Energy Use / Area	Total Cost	Cost / Unit	Cost / Area
Place: [CLARDY] CLARDY 109 [BUILDING]						
Area: 70,700 SqFt						
Billing Period: Aug 2022						
ELECTRIC	7,411.00 kWh	25,286 KBtu	0.358 KBtu/SqFt	\$1,539.52	\$0.208 /kWh	\$0.022 /SqFt
NATURALGAS	75.00 CCF	7,725 KBtu	0.109 KBtu/SqFt	\$514.73	\$6.863 /CCF	\$0.007 /SqFt
SEWER	251.00 CCF			\$1,016.39	\$4.049 /CCF	\$0.014 /SqFt
WATER	397.00 CCF			\$1,433.37	\$3.611 /CCF	\$0.020 /SqFt
Totals:		33,011 KBtu	0.467 KBtu/SqFt	\$4,504.01		

Energy

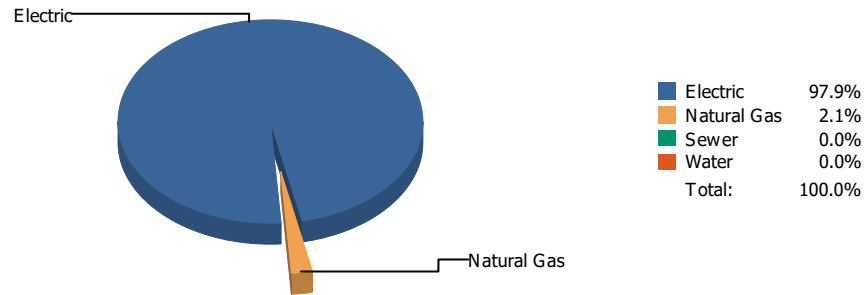


Cost

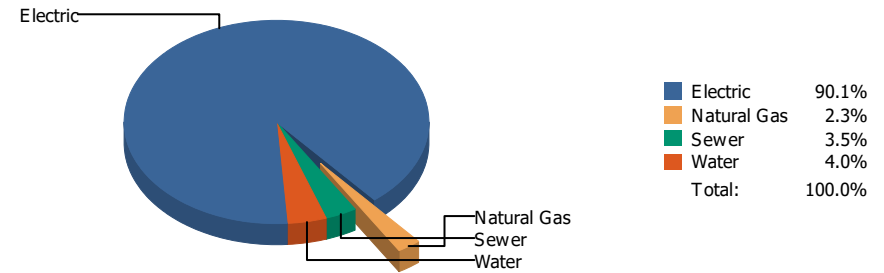


Commodity	Common Use	Energy Use	Energy Use / Area	Total Cost	Cost / Unit	Cost / Area
Place: [CLEDENIN] CLEDENIN 149 [BUILDING]						
Area: 62,721 SqFt						
Billing Period: Aug 2022						
ELECTRIC	51,538.00 kWh	175,848 KBtu	2.804 KBtu/SqFt	\$9,230.59	\$0.179 /kWh	\$0.147 /SqFt
NATURALGAS	86.00 CCF	8,858 KBtu	0.141 KBtu/SqFt	\$317.98	\$3.697 /CCF	\$0.005 /SqFt
SEWER	1.00 CCF			\$124.41	\$124.410 /CCF	\$0.002 /SqFt
WATER	63.00 CCF			\$335.89	\$5.332 /CCF	\$0.005 /SqFt
Totals:		184,706 KBtu	2.945 KBtu/SqFt	\$10,008.87		

Energy

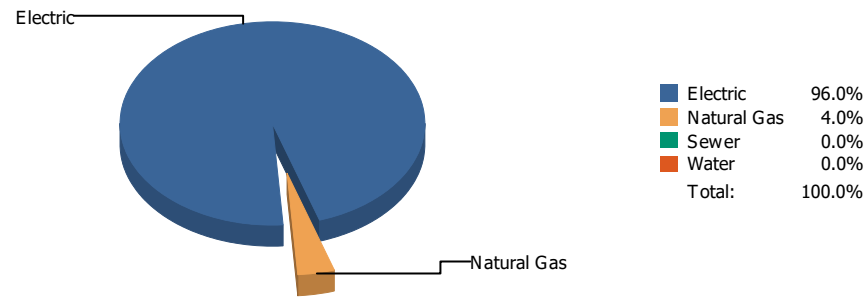


Cost

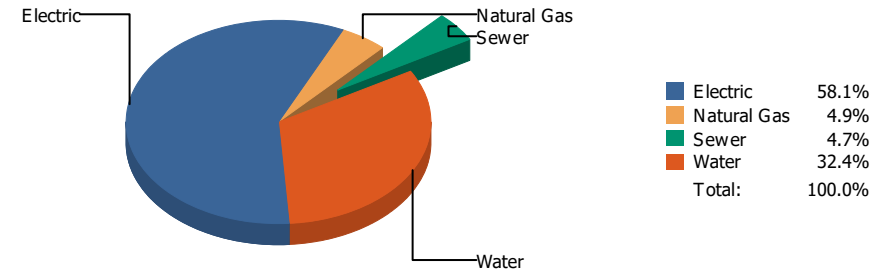


Commodity	Common Use	Energy Use	Energy Use / Area	Total Cost	Cost / Unit	Cost / Area
Place: [COACH_ARCHIE_DURAN] COACH ARCHIE DURAN [BUILDING]						
Area: 0 SqFt						
Billing Period: Aug 2022						
ELECTRIC	78,400.00 kWh	267,501 KBtu		\$13,623.76	\$0.174 /kWh	
NATURALGAS	57.00 CCF	5,871 KBtu		\$348.09	\$6.107 /CCF	
SEWER	47.00 CCF			\$532.09	\$11.321 /CCF	
WATER	63.00 CCF			\$610.41	\$9.689 /CCF	
Totals:		273,372 KBtu		\$15,114.35		

Energy

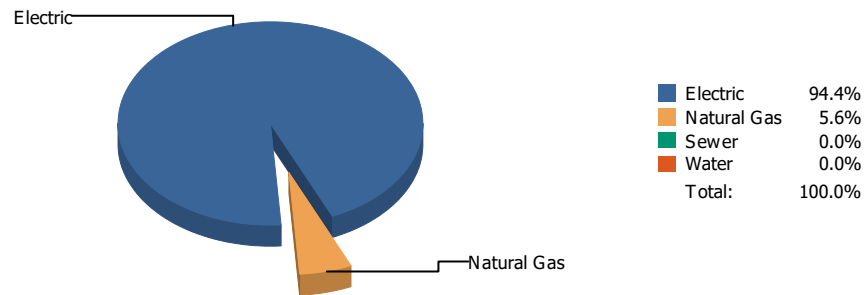


Cost

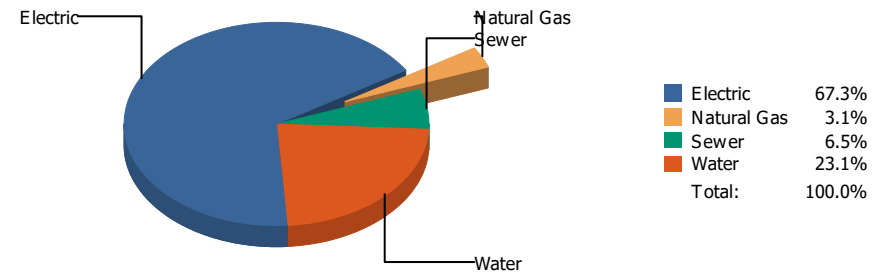


Commodity	Common Use	Energy Use	Energy Use / Area	Total Cost	Cost / Unit	Cost / Area
Place: [COLDWELL] COLDWELL 110 [BUILDING]						
Area: 67,310 SqFt						
Billing Period: Aug 2022						
ELECTRIC	35,130.00 kWh	119,864 KBtu	1.781 KBtu/SqFt	\$5,715.72	\$0.163 /kWh	\$0.085 /SqFt
NATURALGAS	48.00 CCF	4,944 KBtu	0.073 KBtu/SqFt	\$480.66	\$10.014 /CCF	\$0.007 /SqFt
SEWER	49.00 CCF			\$462.74	\$9.444 /CCF	\$0.007 /SqFt
WATER	796.00 CCF			\$3,185.74	\$4.002 /CCF	\$0.047 /SqFt
Totals:		124,808 KBtu	1.854 KBtu/SqFt	\$9,844.86		

Energy

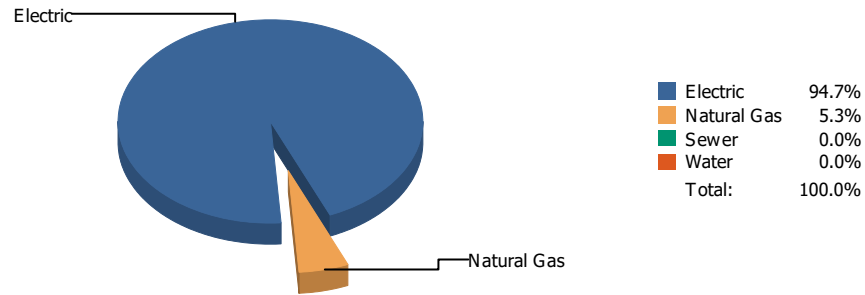


Cost

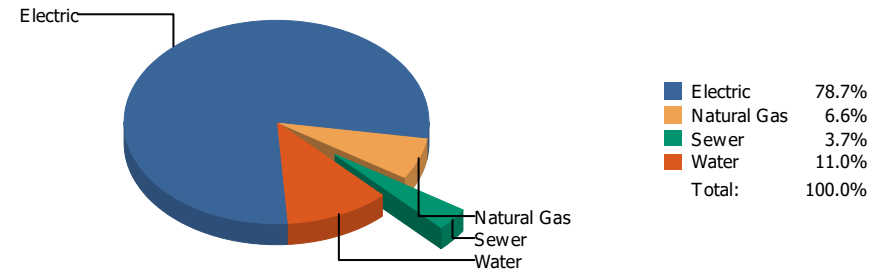


Commodity	Common Use	Energy Use	Energy Use / Area	Total Cost	Cost / Unit	Cost / Area
Place: [COOLEY] COOLEY 111 [BUILDING]						
Area: 95,590 SqFt						
Billing Period: Aug 2022						
ELECTRIC	75,600.00 kWh	257,947 KBtu	2.698 KBtu/SqFt	\$13,095.77	\$0.173 /kWh	\$0.137 /SqFt
NATURALGAS	149.00 CCF	15,347 KBtu	0.161 KBtu/SqFt	\$607.23	\$4.075 /CCF	\$0.006 /SqFt
SEWER	212.00 CCF			\$1,260.01	\$5.943 /CCF	\$0.013 /SqFt
WATER	715.00 CCF			\$4,492.28	\$6.283 /CCF	\$0.047 /SqFt
Totals:		273,294 KBtu	2.859 KBtu/SqFt	\$19,455.29		

Energy



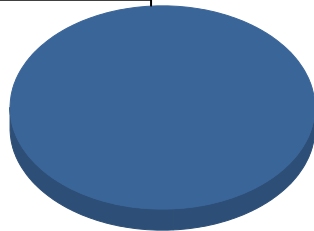
Cost



Commodity	Common Use	Energy Use	Energy Use / Area	Total Cost	Cost / Unit	Cost / Area
Place: [CORONADO] CORONADO 005 [BUILDING]						
Area: 406,757 SqFt						
Billing Period: Aug 2022						
ELECTRIC	249,938.00 kWh	852,788 KBtu	2.097 KBtu/SqFt	\$47,437.03	\$0.190 /kWh	\$0.116 /SqFt
NATURALGAS	467.00 CCF	48,101 KBtu	0.118 KBtu/SqFt	\$3,952.85	\$8.464 /CCF	\$0.009 /SqFt
SEWER	652.00 CCF			\$2,219.83	\$3.405 /CCF	\$0.005 /SqFt
WATER	2,350.00 CCF			\$6,628.04	\$2.820 /CCF	\$0.016 /SqFt
Totals:		900,889 KBtu	2.215 KBtu/SqFt	\$60,237.75		

Energy

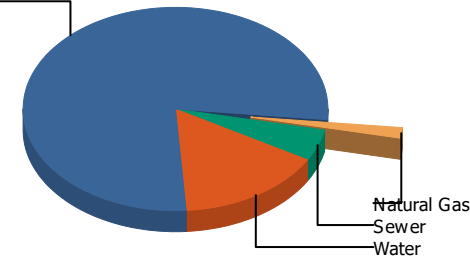
Electric



Electric	100.0%
Natural Gas	0.0%
Sewer	0.0%
Water	0.0%
Total:	100.0%

Cost

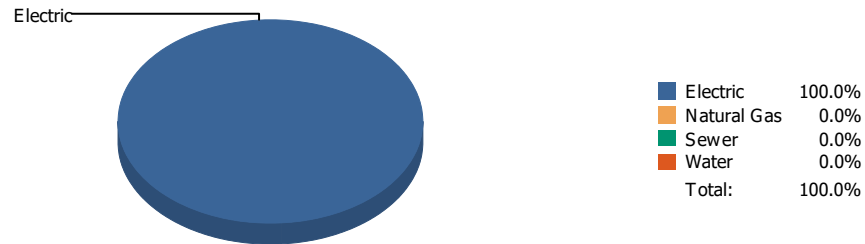
Electric



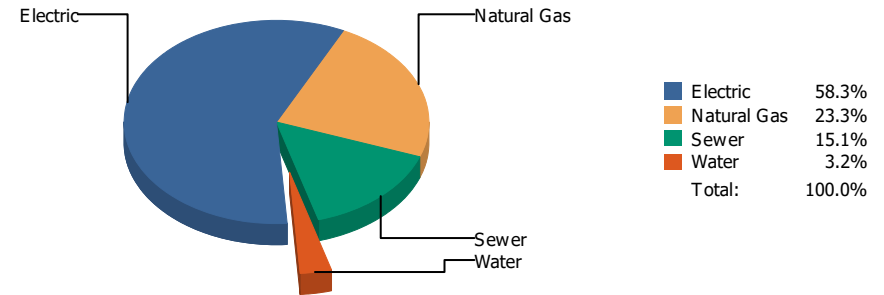
Electric	77.8%
Natural Gas	1.6%
Sewer	5.1%
Water	15.4%
Total:	100.0%

Commodity	Common Use	Energy Use	Energy Use / Area	Total Cost	Cost / Unit	Cost / Area
Place: [CROCKETT_1] CROCKETT 112 [BUILDING]						
Area: 92,585 SqFt						
Billing Period: Aug 2022						
ELECTRIC	55,288.00 kWh	188,643 KBtu	2.038 KBtu/SqFt	\$10,081.77	\$0.182 /kWh	\$0.109 /SqFt
NATURALGAS	0.00 CCF	0 KBtu	0.000 KBtu/SqFt	\$210.50	\$0.000 /CCF	\$0.002 /SqFt
SEWER	119.00 CCF			\$662.07	\$5.564 /CCF	\$0.007 /SqFt
WATER	352.00 CCF			\$2,001.56	\$5.686 /CCF	\$0.021 /SqFt
Totals:		188,643 KBtu	2.038 KBtu/SqFt	\$12,955.90		

Energy

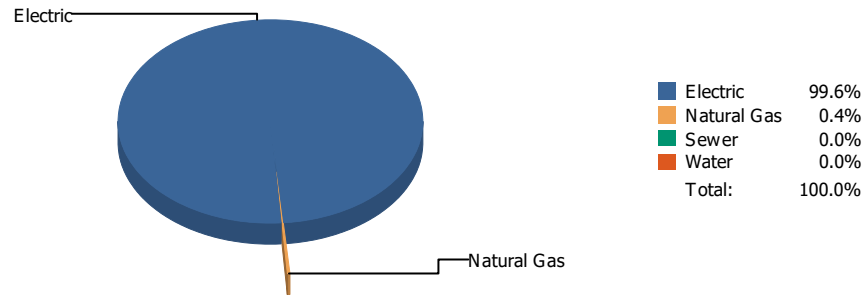


Cost

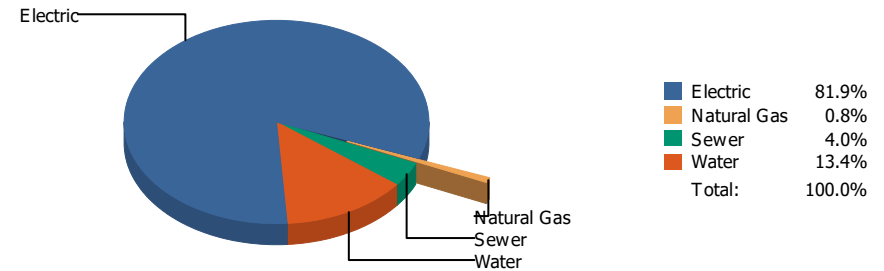


Commodity	Common Use	Energy Use	Energy Use / Area	Total Cost	Cost / Unit	Cost / Area
Place: [CROSBY] CROSBY 113 [BUILDING]						
Area: 83,100 SqFt						
Billing Period: Aug 2022						
ELECTRIC	7,320.00 kWh	24,976 KBtu	0.301 KBtu/SqFt	\$1,053.54	\$0.144 /kWh	\$0.013 /SqFt
NATURALGAS	0.00 CCF	0 KBtu	0.000 KBtu/SqFt	\$421.00	\$0.000 /CCF	\$0.005 /SqFt
SEWER	12.00 CCF			\$273.72	\$22.810 /CCF	\$0.003 /SqFt
WATER	1.00 CCF			\$58.58	\$58.580 /CCF	\$0.001 /SqFt
Totals:		24,976 KBtu	0.301 KBtu/SqFt	\$1,806.84		

Energy

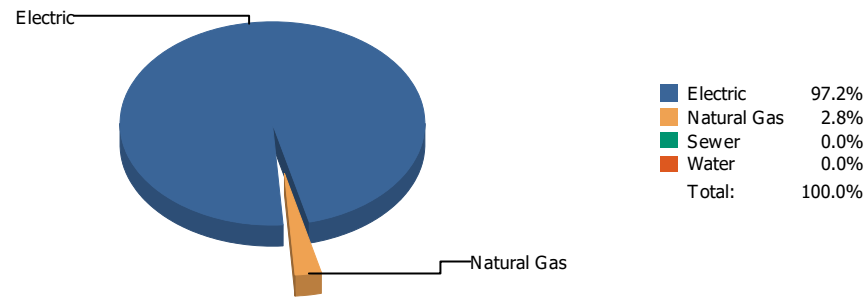


Cost

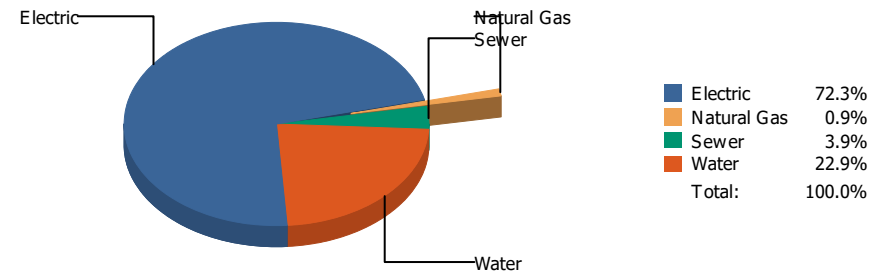


Commodity	Common Use	Energy Use	Energy Use / Area	Total Cost	Cost / Unit	Cost / Area
Place: [DELTA_OPERATIONS_CENTER_] DELTA OPERATIONS CENTER [BUILDING]						
Area: 0 SqFt						
Billing Period: Aug 2022						
ELECTRIC	63,040.00 kWh	215,092 KBtu		\$8,020.99	\$0.127 /kWh	
NATURALGAS	8.00 CCF	824 KBtu		\$78.31	\$9.789 /CCF	
SEWER	48.00 CCF			\$389.00	\$8.104 /CCF	
WATER	250.00 CCF			\$1,309.01	\$5.236 /CCF	
Totals:		215,916 KBtu		\$9,797.31		

Energy

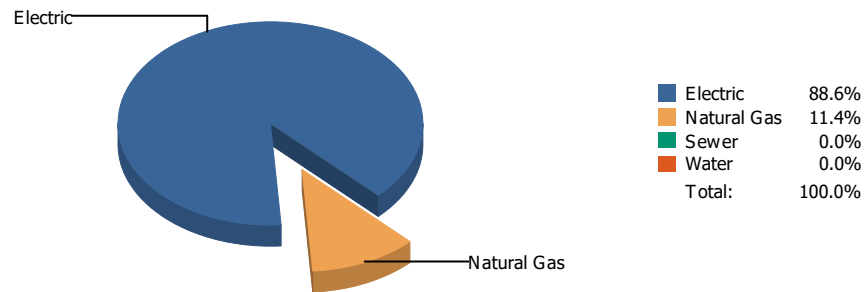


Cost

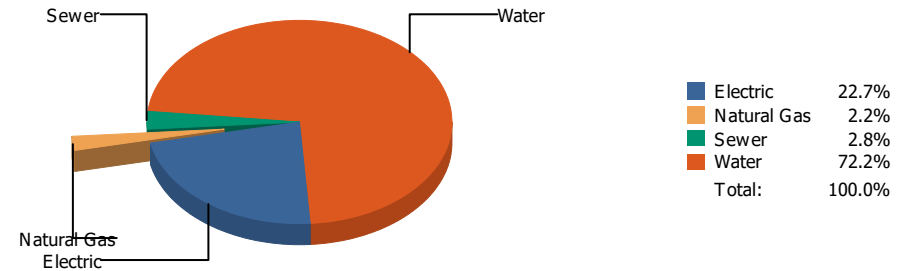


Commodity	Common Use	Energy Use	Energy Use / Area	Total Cost	Cost / Unit	Cost / Area
Place: [DONHASKINSPK8] DON HASKINS PK-8 051 [BUILDING]						
Area: 163,678 SqFt						
Billing Period: Aug 2022						
ELECTRIC	154,858.00 kWh	528,375 KBtu	3.228 KBtu/SqFt	\$32,036.93	\$0.207 /kWh	\$0.196 /SqFt
NATURALGAS	148.00 CCF	15,244 KBtu	0.093 KBtu/SqFt	\$395.45	\$2.672 /CCF	\$0.002 /SqFt
SEWER	319.00 CCF			\$1,706.66	\$5.350 /CCF	\$0.010 /SqFt
WATER	1,614.00 CCF			\$10,149.86	\$6.289 /CCF	\$0.062 /SqFt
Totals:		543,619 KBtu	3.321 KBtu/SqFt	\$44,288.90		

Energy

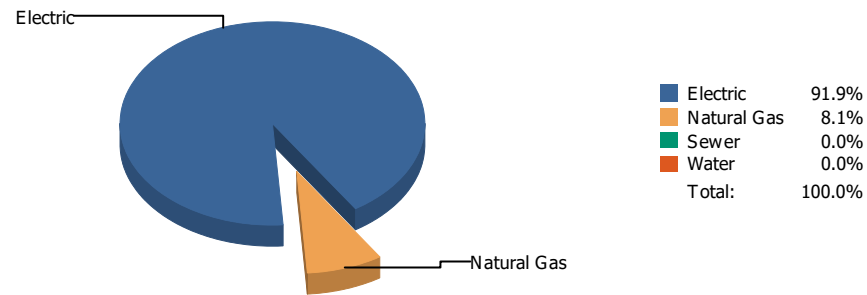


Cost

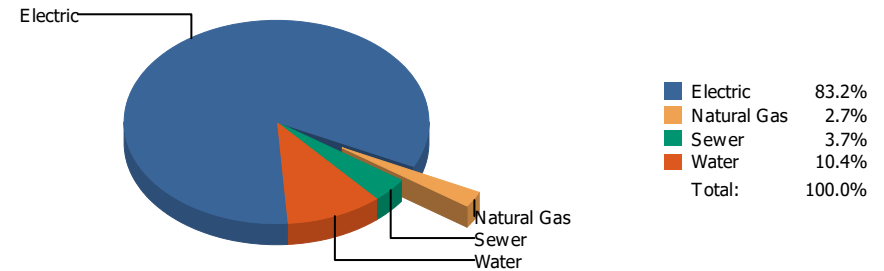


Commodity	Common Use	Energy Use	Energy Use / Area	Total Cost	Cost / Unit	Cost / Area
Place: [DOUGLASS] DOUGLASS 114 [BUILDING]						
Area: 86,903 SqFt						
Billing Period: Aug 2022						
ELECTRIC	29,450.00 kWh	100,483 KBtu	1.156 KBtu/SqFt	\$5,920.94	\$0.201 /kWh	\$0.068 /SqFt
NATURALGAS	126.00 CCF	12,978 KBtu	0.149 KBtu/SqFt	\$578.46	\$4.591 /CCF	\$0.007 /SqFt
SEWER	162.00 CCF			\$739.58	\$4.565 /CCF	\$0.008 /SqFt
WATER	2,349.00 CCF			\$18,805.11	\$8.006 /CCF	\$0.216 /SqFt
Totals:		113,461 KBtu	1.306 KBtu/SqFt	\$26,044.09		

Energy

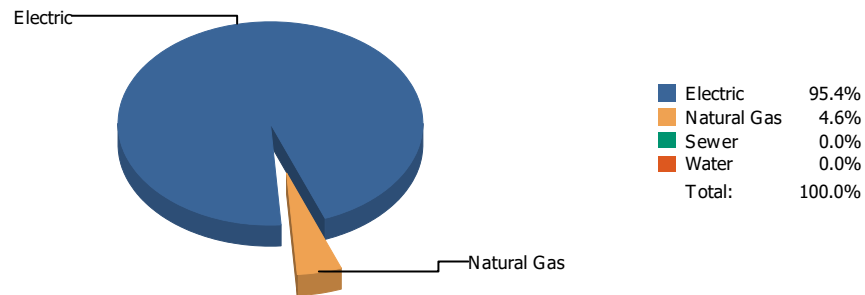


Cost

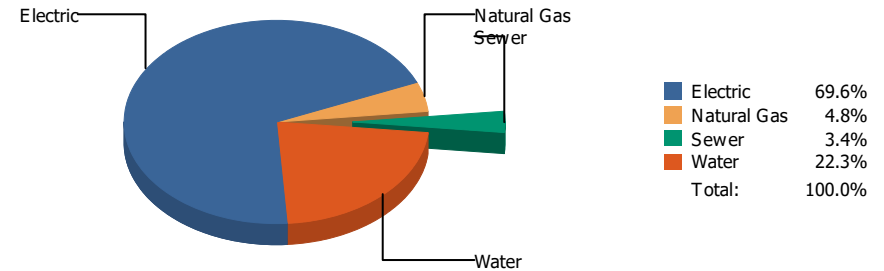


Commodity	Common Use	Energy Use	Energy Use / Area	Total Cost	Cost / Unit	Cost / Area
Place: [DRHORNEDOMIDDLESCHOOL_1] DR. HORNEDO MIDDLE SCHOOL 058 [BUILDING]						
Area: 184,871 SqFt						
Billing Period: Aug 2022						
ELECTRIC	85,000.00 kWh	290,020 KBtu	1.569 KBtu/SqFt	\$16,244.02	\$0.191 /kWh	\$0.088 /SqFt
NATURALGAS	249.00 CCF	25,647 KBtu	0.139 KBtu/SqFt	\$521.68	\$2.095 /CCF	\$0.003 /SqFt
SEWER	123.00 CCF			\$721.33	\$5.864 /CCF	\$0.004 /SqFt
WATER	378.00 CCF			\$2,027.14	\$5.363 /CCF	\$0.011 /SqFt
Totals:		315,667 KBtu	1.707 KBtu/SqFt	\$19,514.17		

Energy



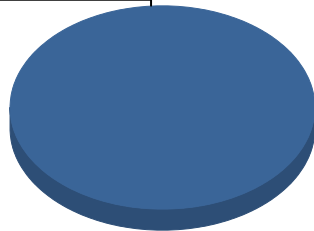
Cost



Commodity	Common Use	Energy Use	Energy Use / Area	Total Cost	Cost / Unit	Cost / Area
Place: [EL-PASO-HIGH] EL PASO HIGH 006 [BUILDING] Area: 236,062 SqFt Billing Period: Aug 2022						
ELECTRIC	209,082.00 kWh	713,388 KBtu	3.022 KBtu/SqFt	\$33,755.86	\$0.161 /kWh	\$0.142 /SqFt
NATURALGAS	333.00 CCF	34,299 KBtu	0.145 KBtu/SqFt	\$2,310.82	\$6.939 /CCF	\$0.009 /SqFt
SEWER	270.00 CCF			\$1,624.34	\$6.016 /CCF	\$0.007 /SqFt
WATER	1,899.00 CCF			\$10,790.26	\$5.682 /CCF	\$0.045 /SqFt
Totals:		747,687 KBtu	3.167 KBtu/SqFt	\$48,481.28		

Energy

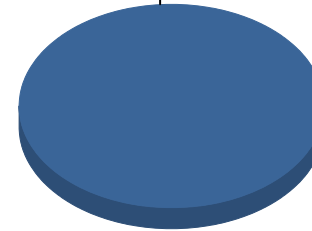
Electric



■ Electric 100.0%
Total: 100.0%

Cost

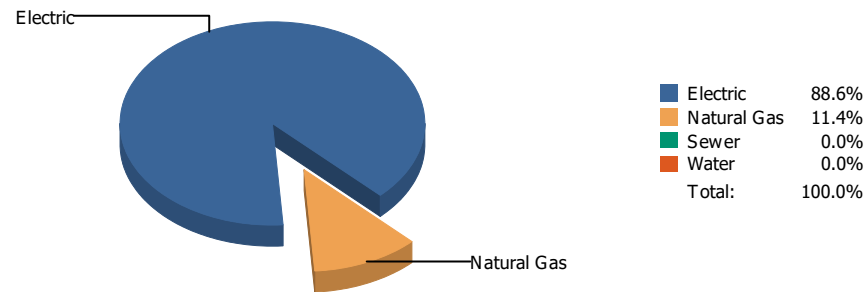
Electric



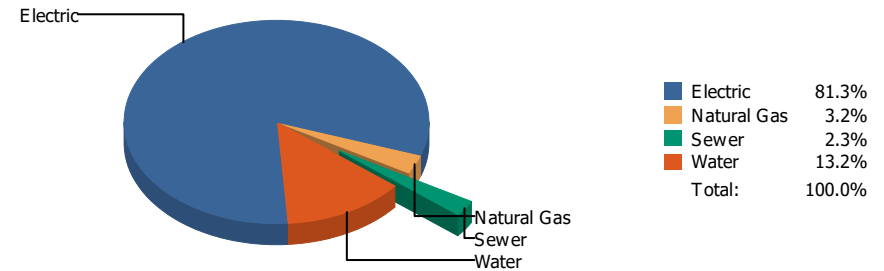
■ Electric 100.0%
Total: 100.0%

Commodity	Common Use	Energy Use	Energy Use / Area	Total Cost	Cost / Unit	Cost / Area
Place: [FANNIN] FANNIN 116 [BUILDING]						
Area: 73,291 SqFt						
Billing Period: Aug 2022						
ELECTRIC	3,750.00 kWh	12,795 KBtu	0.175 KBtu/SqFt	\$567.42	\$0.151 /kWh	\$0.008 /SqFt
Totals:		12,795 KBtu	0.175 KBtu/SqFt	\$567.42		

Energy

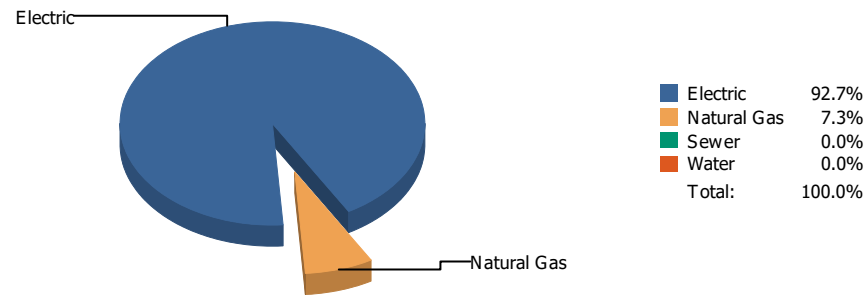


Cost

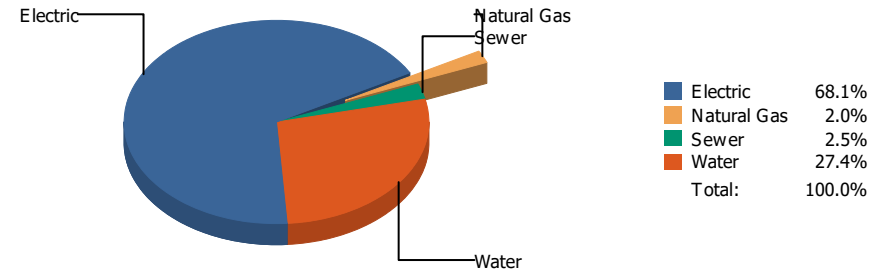


Commodity	Common Use	Energy Use	Energy Use / Area	Total Cost	Cost / Unit	Cost / Area
Place: [FRANKLIN] FRANKLIN HIGH SCHOOL 010 [BUILDING]						
Area: 329,377 SqFt						
Billing Period: Aug 2022						
ELECTRIC	169,407.00 kWh	578,017 KBtu	1.755 KBtu/SqFt	\$33,068.59	\$0.195 /kWh	\$0.100 /SqFt
NATURALGAS	723.00 CCF	74,469 KBtu	0.226 KBtu/SqFt	\$1,322.07	\$1.829 /CCF	\$0.004 /SqFt
SEWER	207.00 CCF			\$930.49	\$4.495 /CCF	\$0.003 /SqFt
WATER	864.00 CCF			\$5,362.24	\$6.206 /CCF	\$0.016 /SqFt
Totals:		652,486 KBtu	1.981 KBtu/SqFt	\$40,683.39		

Energy

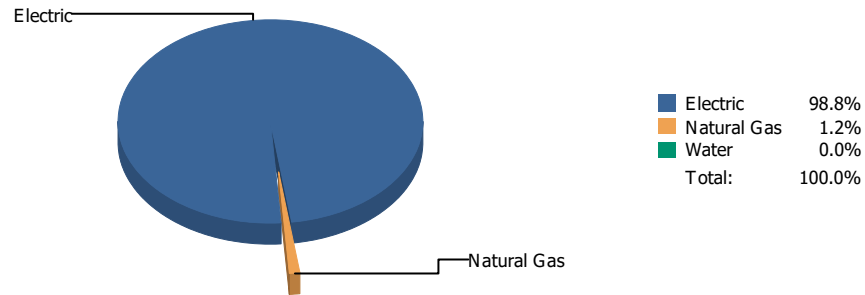


Cost

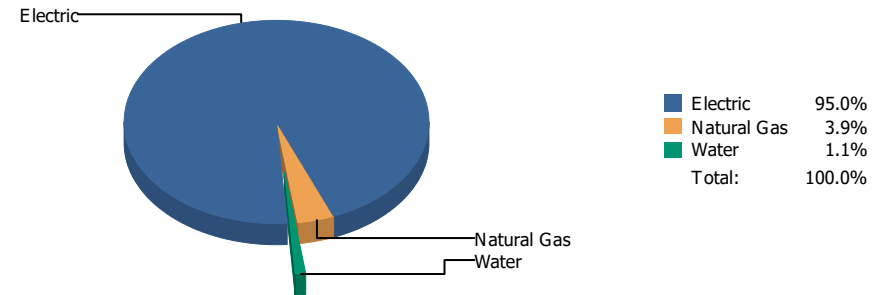


Commodity	Common Use	Energy Use	Energy Use / Area	Total Cost	Cost / Unit	Cost / Area
Place: [FRANKLIN9THGRADECENTER_2] FRANKLIN 9TH GRADE CENTER 053 [BUILDING]						
Area: 193,158 SqFt						
Billing Period: Aug 2022						
ELECTRIC	97,946.00 kWh	334,192 KBtu	1.730 KBtu/SqFt	\$17,540.66	\$0.179 /kWh	\$0.091 /SqFt
NATURALGAS	254.00 CCF	26,162 KBtu	0.135 KBtu/SqFt	\$527.93	\$2.078 /CCF	\$0.003 /SqFt
SEWER	90.00 CCF			\$639.16	\$7.102 /CCF	\$0.003 /SqFt
WATER	2,519.00 CCF			\$7,054.18	\$2.800 /CCF	\$0.036 /SqFt
Totals:		360,354 KBtu	1.866 KBtu/SqFt	\$25,761.93		

Energy

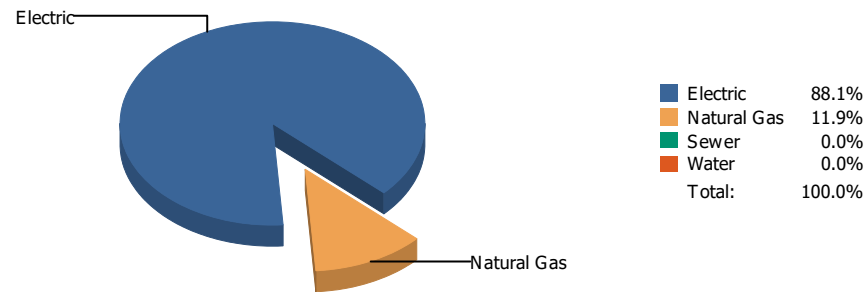


Cost

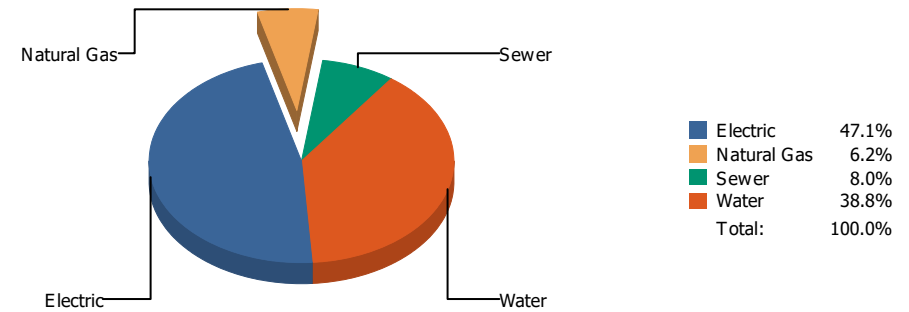


Commodity	Common Use	Energy Use	Energy Use / Area	Total Cost	Cost / Unit	Cost / Area
Place: [GAMBLE] JAMES GAMBLE WAREHOUSE [BUILDING]						
Area: 53,241 SqFt						
Billing Period: Aug 2022						
ELECTRIC	34,200.00 kWh	116,690 KBtu	2.192 KBtu/SqFt	\$5,573.92	\$0.163 /kWh	\$0.105 /SqFt
NATURALGAS	14.00 CCF	1,442 KBtu	0.027 KBtu/SqFt	\$227.53	\$16.252 /CCF	\$0.004 /SqFt
WATER	0.00 CCF			\$66.14	\$0.000 /CCF	\$0.001 /SqFt
Totals:		118,132 KBtu	2.219 KBtu/SqFt	\$5,867.59		

Energy

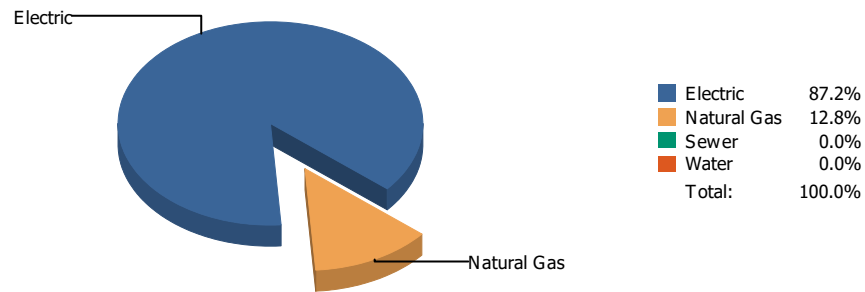


Cost

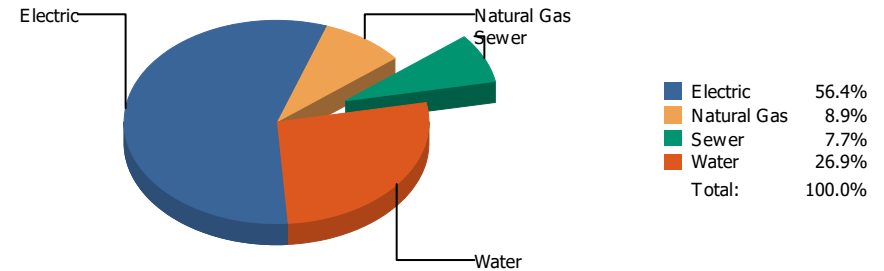


Commodity	Common Use	Energy Use	Energy Use / Area	Total Cost	Cost / Unit	Cost / Area
Place: [GREEN] GREEN ELEMENTARY SCHOOL 162 [BUILDING]						
Area: 88,156 SqFt						
Billing Period: Aug 2022						
ELECTRIC	26,700.00 kWh	91,100 KBtu	1.033 KBtu/SqFt	\$4,351.51	\$0.163 /kWh	\$0.049 /SqFt
NATURALGAS	120.00 CCF	12,360 KBtu	0.140 KBtu/SqFt	\$571.00	\$4.758 /CCF	\$0.006 /SqFt
SEWER	81.00 CCF			\$738.67	\$9.119 /CCF	\$0.008 /SqFt
WATER	550.00 CCF			\$3,586.50	\$6.521 /CCF	\$0.041 /SqFt
Totals:		103,460 KBtu	1.174 KBtu/SqFt	\$9,247.68		

Energy

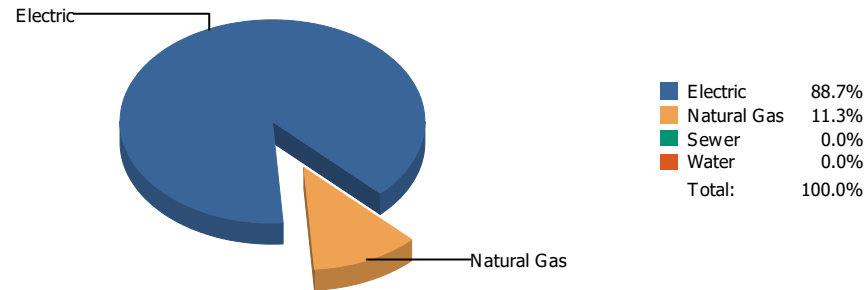


Cost

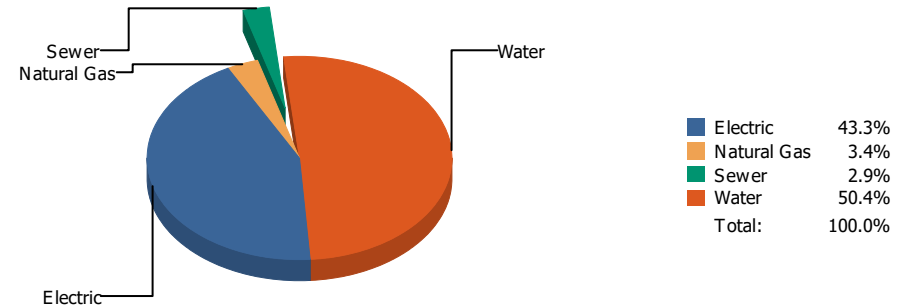


Commodity	Common Use	Energy Use	Energy Use / Area	Total Cost	Cost / Unit	Cost / Area
Place: [GUERRERO] ROSA GUERRERO ELEMENTARY 163 [BUILDING]						
Area: 88,641 SqFt						
Billing Period: Aug 2022						
ELECTRIC	27,780.00 kWh	94,785 KBtu	1.069 KBtu/SqFt	\$3,722.25	\$0.134 /kWh	\$0.042 /SqFt
NATURALGAS	135.00 CCF	13,905 KBtu	0.157 KBtu/SqFt	\$589.76	\$4.369 /CCF	\$0.007 /SqFt
SEWER	47.00 CCF			\$508.43	\$10.818 /CCF	\$0.006 /SqFt
WATER	325.00 CCF			\$1,774.76	\$5.461 /CCF	\$0.020 /SqFt
Totals:		108,690 KBtu	1.226 KBtu/SqFt	\$6,595.20		

Energy

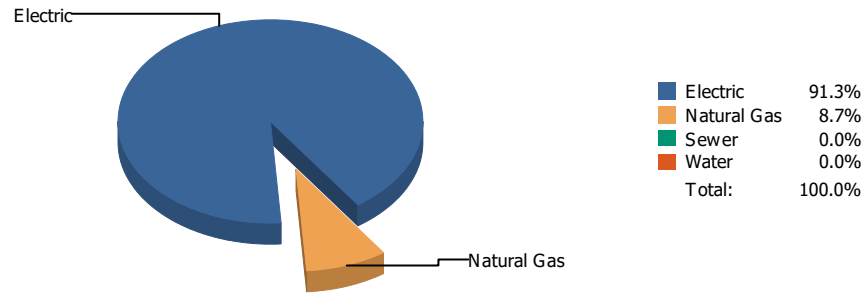


Cost

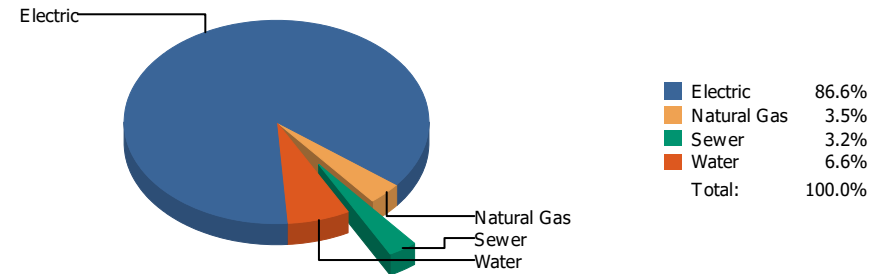


Commodity	Common Use	Energy Use	Energy Use / Area	Total Cost	Cost / Unit	Cost / Area
Place: [GUILLEN] GUILLEN 044 [BUILDING] Area: 223,773 SqFt Billing Period: Aug 2022						
ELECTRIC	63,353.00 kWh	216,160 KBtu	0.966 KBtu/SqFt	\$9,707.25	\$0.153 /kWh	\$0.043 /SqFt
NATURALGAS	268.00 CCF	27,604 KBtu	0.123 KBtu/SqFt	\$755.91	\$2.821 /CCF	\$0.003 /SqFt
SEWER	108.00 CCF			\$660.32	\$6.114 /CCF	\$0.003 /SqFt
WATER	1,926.00 CCF			\$11,317.51	\$5.876 /CCF	\$0.050 /SqFt
Totals:		243,764 KBtu	1.089 KBtu/SqFt	\$22,440.99		

Energy

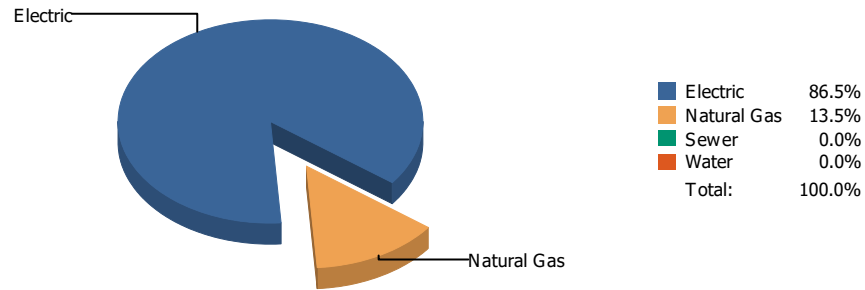


Cost

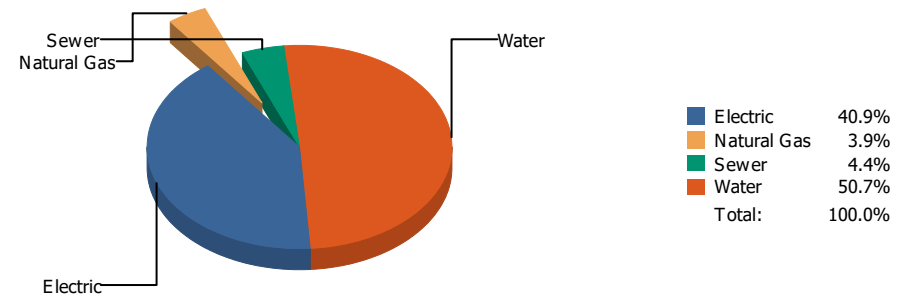


Commodity	Common Use	Energy Use	Energy Use / Area	Total Cost	Cost / Unit	Cost / Area
Place: [HART] HART 118 [BUILDING] Area: 63,357 SqFt Billing Period: Aug 2022						
ELECTRIC	65,760.00 kWh	224,373 KBtu	3.541 KBtu/SqFt	\$11,503.59	\$0.175 /kWh	\$0.182 /SqFt
NATURALGAS	207.00 CCF	21,321 KBtu	0.337 KBtu/SqFt	\$469.60	\$2.269 /CCF	\$0.007 /SqFt
SEWER	65.00 CCF			\$431.33	\$6.636 /CCF	\$0.007 /SqFt
WATER	113.00 CCF			\$875.76	\$7.750 /CCF	\$0.014 /SqFt
Totals:		245,694 KBtu	3.878 KBtu/SqFt	\$13,280.28		

Energy

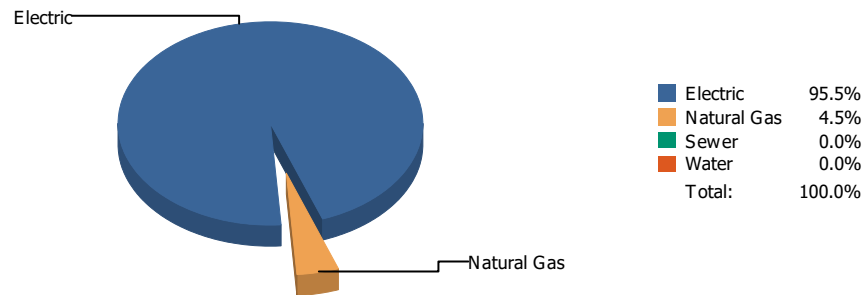


Cost

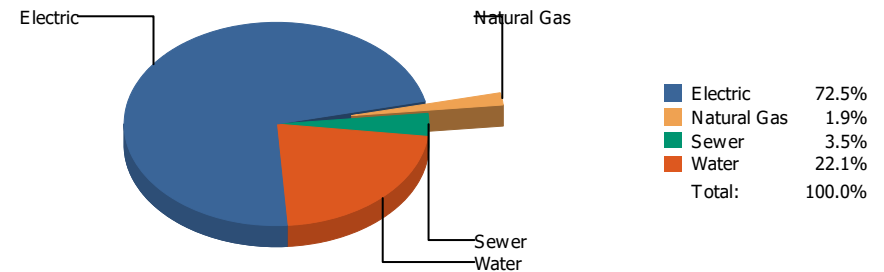


Commodity	Common Use	Energy Use	Energy Use / Area	Total Cost	Cost / Unit	Cost / Area
Place: [HAWKINS] HAWKINS 119 [BUILDING]						
Area: 57,207 SqFt						
Billing Period: Aug 2022						
ELECTRIC	23,989.00 kWh	81,850 KBtu	1.431 KBtu/SqFt	\$3,799.11	\$0.158 /kWh	\$0.066 /SqFt
NATURALGAS	124.00 CCF	12,772 KBtu	0.223 KBtu/SqFt	\$365.63	\$2.949 /CCF	\$0.006 /SqFt
SEWER	67.00 CCF			\$410.67	\$6.129 /CCF	\$0.007 /SqFt
WATER	874.00 CCF			\$4,703.76	\$5.382 /CCF	\$0.082 /SqFt
Totals:		94,622 KBtu	1.654 KBtu/SqFt	\$9,279.17		

Energy



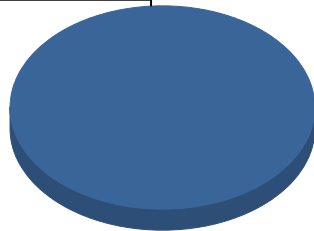
Cost



Commodity	Common Use	Energy Use	Energy Use / Area	Total Cost	Cost / Unit	Cost / Area
Place: [HERRERA_1] HERRERA ELEMENTARY 174 [BUILDING]						
Area: 86,275 SqFt						
Billing Period: Aug 2022						
ELECTRIC	75,800.00 kWh	258,630 KBtu	2.998 KBtu/SqFt	\$13,944.55	\$0.184 /kWh	\$0.162 /SqFt
NATURALGAS	117.00 CCF	12,051 KBtu	0.140 KBtu/SqFt	\$356.71	\$3.049 /CCF	\$0.004 /SqFt
SEWER	105.00 CCF			\$676.51	\$6.443 /CCF	\$0.008 /SqFt
WATER	719.00 CCF			\$4,244.50	\$5.903 /CCF	\$0.049 /SqFt
Totals:		270,681 KBtu	3.137 KBtu/SqFt	\$19,222.27		

Energy

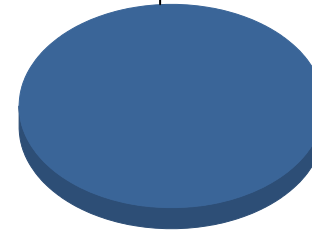
Electric



■ Electric 100.0%
Total: 100.0%

Cost

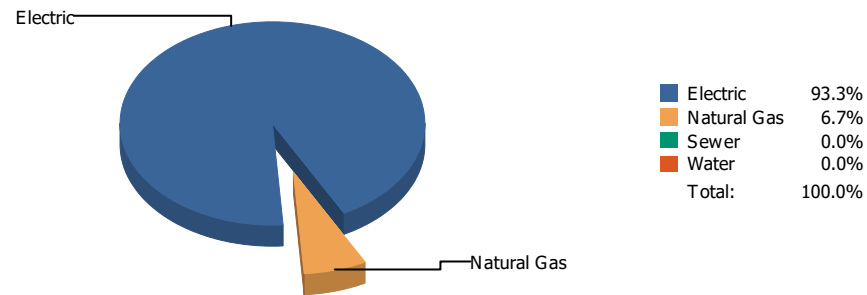
Electric



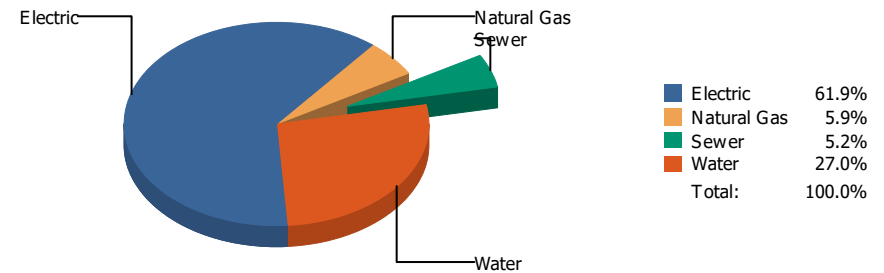
■ Electric 100.0%
Total: 100.0%

Commodity	Common Use	Energy Use	Energy Use / Area	Total Cost	Cost / Unit	Cost / Area
Place: [HIGHLAND] HIGHLAND/ANNEX 120 [BUILDING]						
Area: 33,705 SqFt						
Billing Period: Aug 2022						
ELECTRIC	32,360.00 kWh	110,412 KBtu	3.276 KBtu/SqFt	\$3,828.68	\$0.118 /kWh	\$0.114 /SqFt
Totals:		110,412 KBtu	3.276 KBtu/SqFt	\$3,828.68		

Energy

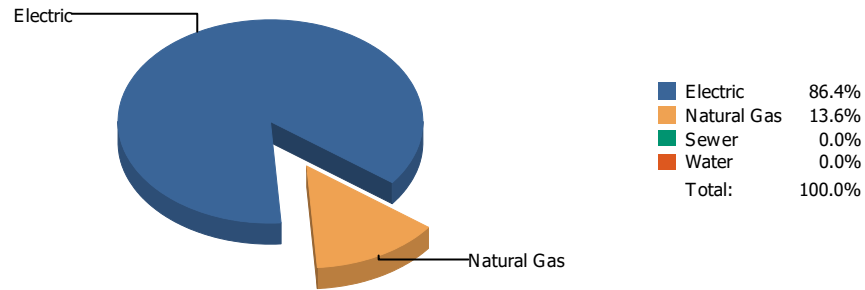


Cost

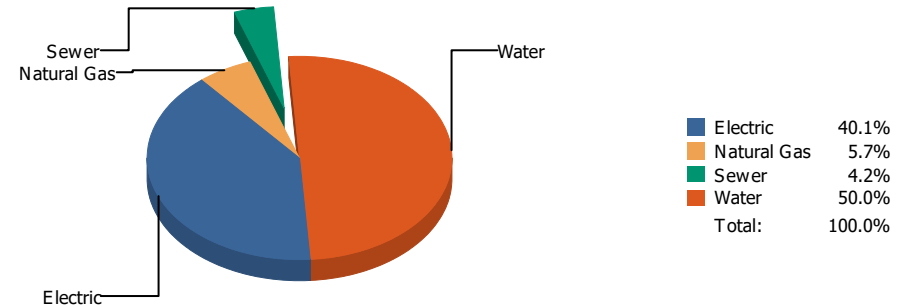


Commodity	Common Use	Energy Use	Energy Use / Area	Total Cost	Cost / Unit	Cost / Area
Place: [HILLSIDE] HILLSIDE 121 [BUILDING] Area: 80,656 SqFt Billing Period: Aug 2022						
ELECTRIC	50,066.00 kWh	170,825 KBtu	2.118 KBtu/SqFt	\$8,117.91	\$0.162 /kWh	\$0.101 /SqFt
NATURALGAS	119.00 CCF	12,257 KBtu	0.152 KBtu/SqFt	\$780.79	\$6.561 /CCF	\$0.010 /SqFt
SEWER	117.00 CCF			\$682.73	\$5.835 /CCF	\$0.008 /SqFt
WATER	540.00 CCF			\$3,541.89	\$6.559 /CCF	\$0.044 /SqFt
Totals:		183,082 KBtu	2.270 KBtu/SqFt	\$13,123.32		

Energy

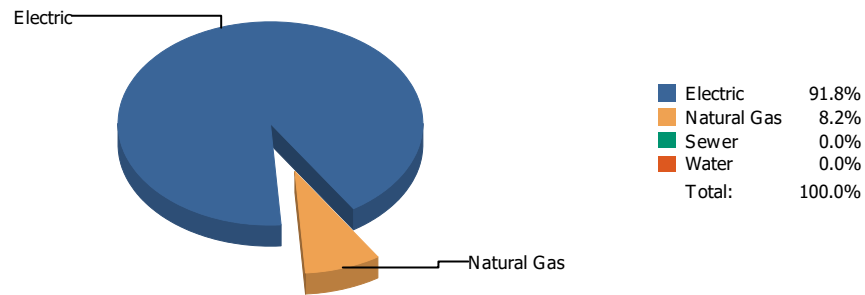


Cost

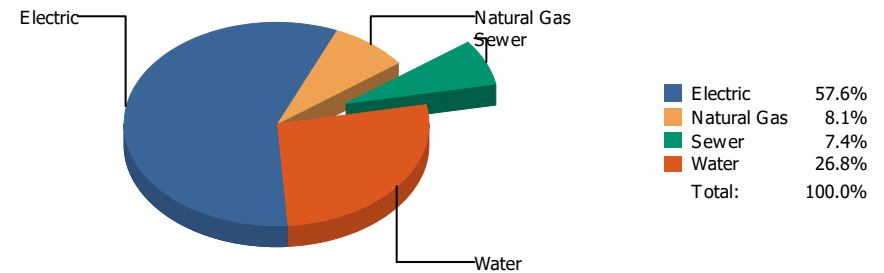


Commodity	Common Use	Energy Use	Energy Use / Area	Total Cost	Cost / Unit	Cost / Area
Place: [HOUSTON] HOUSTON 122 [BUILDING]						
Area: 84,178 SqFt						
Billing Period: Aug 2022						
ELECTRIC	28,800.00 kWh	98,266 KBtu	1.167 KBtu/SqFt	\$4,277.36	\$0.149 /kWh	\$0.051 /SqFt
NATURALGAS	150.00 CCF	15,450 KBtu	0.184 KBtu/SqFt	\$608.45	\$4.056 /CCF	\$0.007 /SqFt
SEWER	23.00 CCF			\$448.67	\$19.507 /CCF	\$0.005 /SqFt
WATER	1,027.00 CCF			\$5,338.22	\$5.198 /CCF	\$0.063 /SqFt
Totals:		113,716 KBtu	1.351 KBtu/SqFt	\$10,672.70		

Energy

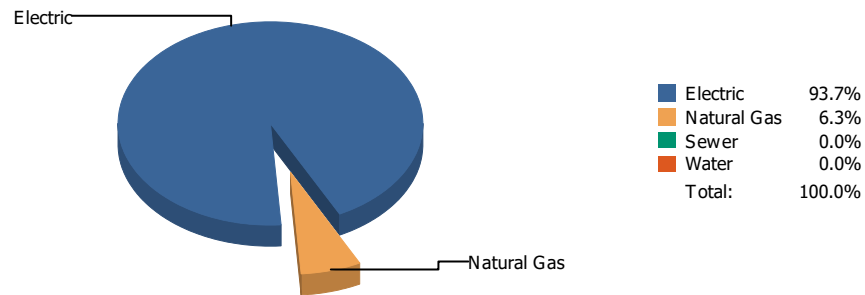


Cost

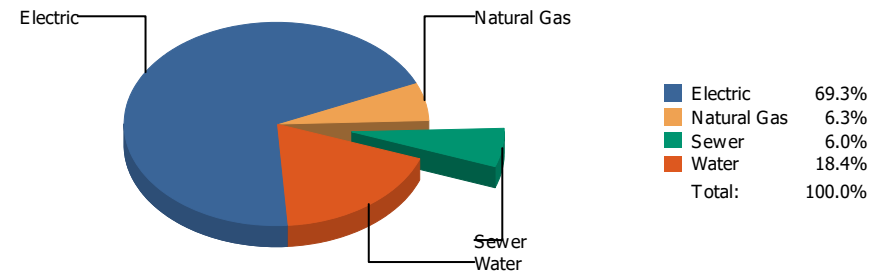


Commodity	Common Use	Energy Use	Energy Use / Area	Total Cost	Cost / Unit	Cost / Area
Place: [HUGHEY] HUGHEY 123 [BUILDING] Area: 74,815 SqFt Billing Period: Aug 2022						
ELECTRIC	29,838.00 kWh	101,807 KBtu	1.361 KBtu/SqFt	\$6,079.83	\$0.204 /kWh	\$0.081 /SqFt
NATURALGAS	88.00 CCF	9,064 KBtu	0.121 KBtu/SqFt	\$857.53	\$9.745 /CCF	\$0.011 /SqFt
SEWER	107.00 CCF			\$779.75	\$7.287 /CCF	\$0.010 /SqFt
WATER	402.00 CCF			\$2,831.92	\$7.045 /CCF	\$0.038 /SqFt
Totals:		110,871 KBtu	1.482 KBtu/SqFt	\$10,549.03		

Energy



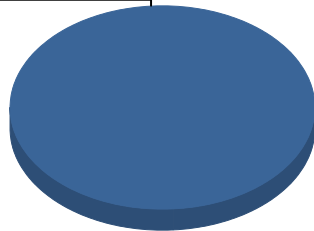
Cost



Commodity	Common Use	Energy Use	Energy Use / Area	Total Cost	Cost / Unit	Cost / Area
Place: [IRVIN] IRVIN 008 [BUILDING] Area: 303,804 SqFt Billing Period: Aug 2022						
ELECTRIC	178,602.00 kWh	609,390 KBtu	2.006 KBtu/SqFt	\$28,811.65	\$0.161 /kWh	\$0.094 /SqFt
NATURALGAS	397.00 CCF	40,891 KBtu	0.135 KBtu/SqFt	\$2,602.37	\$6.555 /CCF	\$0.008 /SqFt
SEWER	887.00 CCF			\$2,478.11	\$2.794 /CCF	\$0.008 /SqFt
WATER	1,923.00 CCF			\$7,664.41	\$3.986 /CCF	\$0.025 /SqFt
Totals:		650,281 KBtu	2.140 KBtu/SqFt	\$41,556.54		

Energy

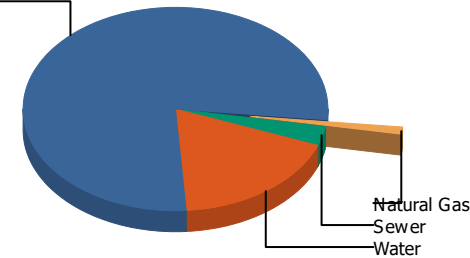
Electric



Electric	100.0%
Natural Gas	0.0%
Sewer	0.0%
Water	0.0%
Total:	100.0%

Cost

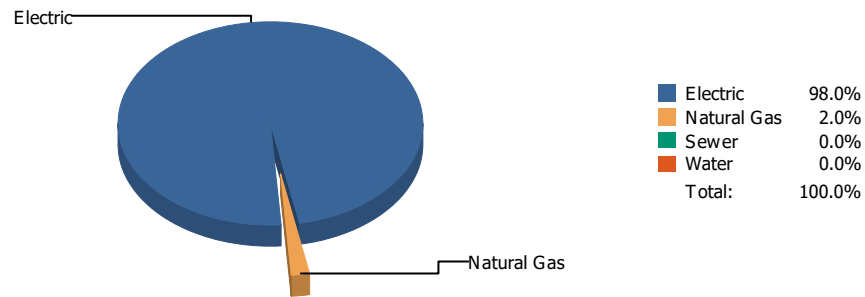
Electric



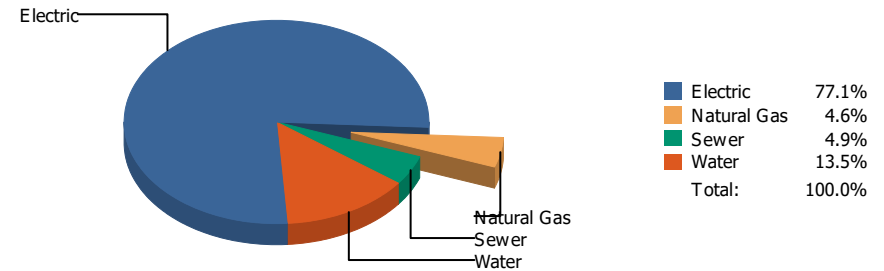
Electric	77.9%
Natural Gas	1.1%
Sewer	2.8%
Water	18.2%
Total:	100.0%

Commodity	Common Use	Energy Use	Energy Use / Area	Total Cost	Cost / Unit	Cost / Area
Place: [J_V_TINAJERO] J. V. TINAJERO 000 [ORGANIZATION]						
* Area Missing						
Billing Period: Aug 2022						
ELECTRIC	105,297.00 kWh	359,273 KBtu		\$19,008.47	\$0.181 /kWh	
NATURALGAS	0.00 CCF	0 KBtu		\$278.86	\$0.000 /CCF	
SEWER	57.00 CCF			\$678.91	\$11.911 /CCF	
WATER	862.00 CCF			\$4,440.64	\$5.152 /CCF	
Totals:		359,273 KBtu		\$24,406.88		

Energy



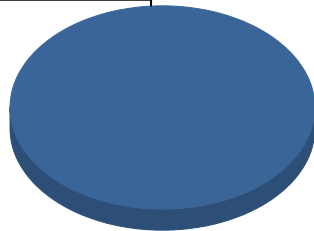
Cost



Commodity	Common Use	Energy Use	Energy Use / Area	Total Cost	Cost / Unit	Cost / Area
Place: [JEFFERSN] JEFFERSON 009 [BUILDING]						
Area: 257,708 SqFt						
Billing Period: Aug 2022						
ELECTRIC	351,138.00 kWh	1,198,083 KBtu	4.649 KBtu/SqFt	\$28,428.48	\$0.081 /kWh	\$0.110 /SqFt
NATURALGAS	240.00 CCF	24,720 KBtu	0.096 KBtu/SqFt	\$1,679.61	\$6.998 /CCF	\$0.006 /SqFt
SEWER	472.00 CCF			\$1,804.67	\$3.823 /CCF	\$0.007 /SqFt
WATER	928.00 CCF			\$4,977.22	\$5.363 /CCF	\$0.019 /SqFt
Totals:		1,222,803 KBtu	4.745 KBtu/SqFt	\$36,889.98		

Energy

Electric



Electric	100.0%
Natural Gas	0.0%
Sewer	0.0%
Water	0.0%
Total:	100.0%

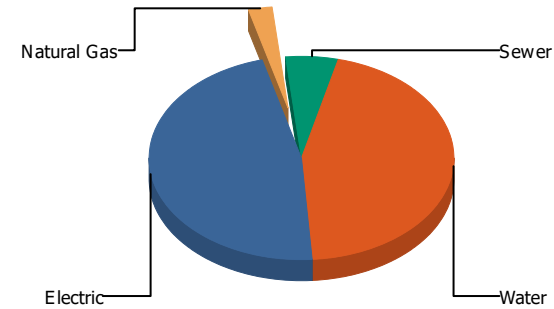
Cost

Natural Gas

Sewer

Electric

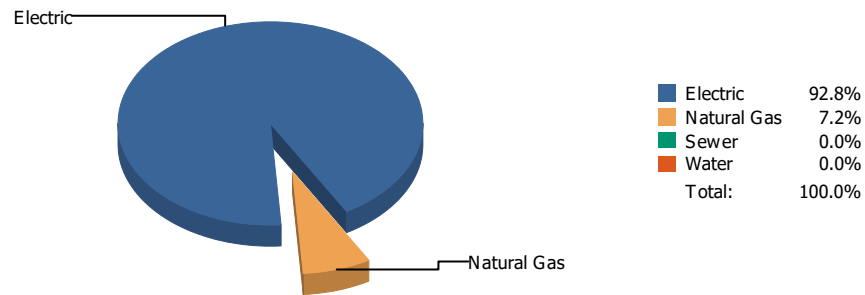
Water



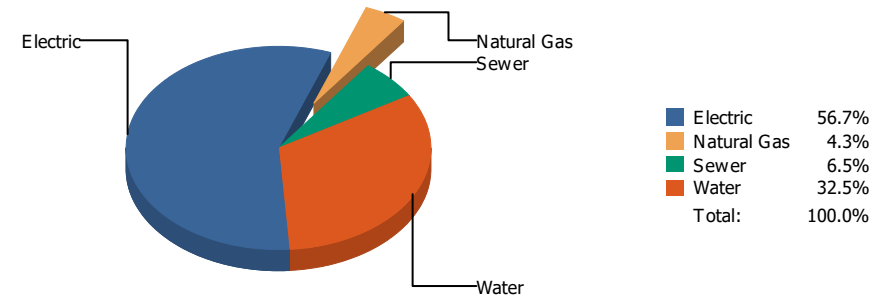
Electric	47.0%
Natural Gas	2.5%
Sewer	5.4%
Water	45.1%
Total:	100.0%

Commodity	Common Use	Energy Use	Energy Use / Area	Total Cost	Cost / Unit	Cost / Area
Place: [JOHNSON] L.B. JOHNSON 155 [BUILDING]						
Area: 87,993 SqFt						
Billing Period: Aug 2022						
ELECTRIC	24,350.00 kWh	83,082 KBtu	0.944 KBtu/SqFt	\$3,936.15	\$0.162 /kWh	\$0.045 /SqFt
NATURALGAS	0.00 CCF	0 KBtu	0.000 KBtu/SqFt	\$210.50	\$0.000 /CCF	\$0.002 /SqFt
SEWER	73.00 CCF			\$451.25	\$6.182 /CCF	\$0.005 /SqFt
WATER	541.00 CCF			\$3,774.74	\$6.977 /CCF	\$0.043 /SqFt
Totals:		83,082 KBtu	0.944 KBtu/SqFt	\$8,372.64		

Energy

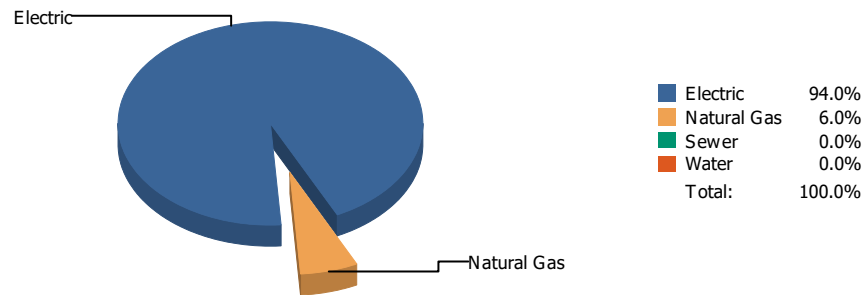


Cost

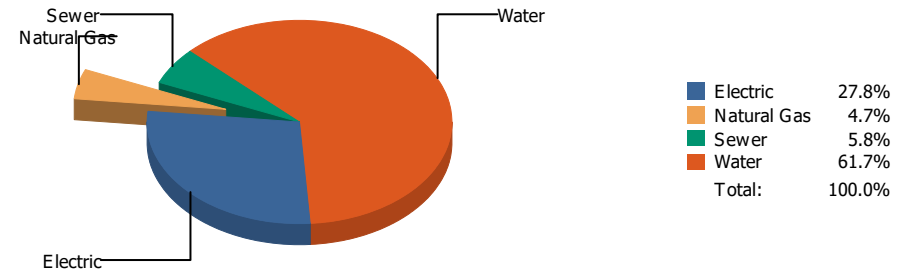


Commodity	Common Use	Energy Use	Energy Use / Area	Total Cost	Cost / Unit	Cost / Area
Place: [KOHLBERG] KOHLBERG ELEMENTARY [BUILDING]						
Area: 99,884 SqFt						
Billing Period: Aug 2022						
ELECTRIC	43,380.00 kWh	148,013 KBtu	1.482 KBtu/SqFt	\$7,373.43	\$0.170 /kWh	\$0.074 /SqFt
NATURALGAS	111.00 CCF	11,433 KBtu	0.114 KBtu/SqFt	\$559.69	\$5.042 /CCF	\$0.006 /SqFt
SEWER	195.00 CCF			\$851.92	\$4.369 /CCF	\$0.008 /SqFt
WATER	735.00 CCF			\$4,225.68	\$5.749 /CCF	\$0.042 /SqFt
Totals:		159,446 KBtu	1.596 KBtu/SqFt	\$13,010.72		

Energy



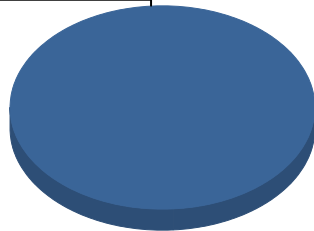
Cost



Commodity	Common Use	Energy Use	Energy Use / Area	Total Cost	Cost / Unit	Cost / Area
Place: [LAMAR] LAMAR 125 [BUILDING] Area: 76,252 SqFt Billing Period: Aug 2022						
ELECTRIC	27,900.00 kWh	95,195 KBtu	1.248 KBtu/SqFt	\$4,135.70	\$0.148 /kWh	\$0.054 /SqFt
NATURALGAS	59.00 CCF	6,077 KBtu	0.080 KBtu/SqFt	\$705.22	\$11.953 /CCF	\$0.009 /SqFt
SEWER	83.00 CCF			\$867.55	\$10.452 /CCF	\$0.011 /SqFt
WATER	1,273.00 CCF			\$9,179.94	\$7.211 /CCF	\$0.120 /SqFt
Totals:		101,272 KBtu	1.328 KBtu/SqFt	\$14,888.41		

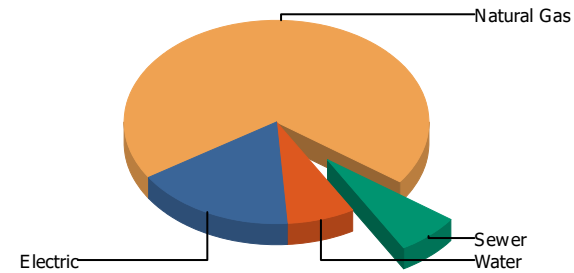
Energy

Electric



Electric	100.0%
Natural Gas	0.0%
Sewer	0.0%
Water	0.0%
Total	100.0%

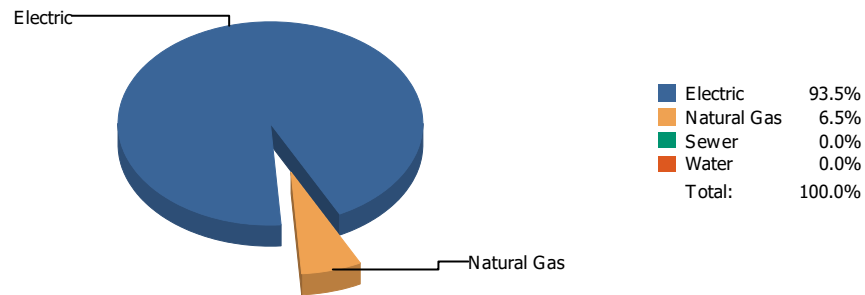
Cost



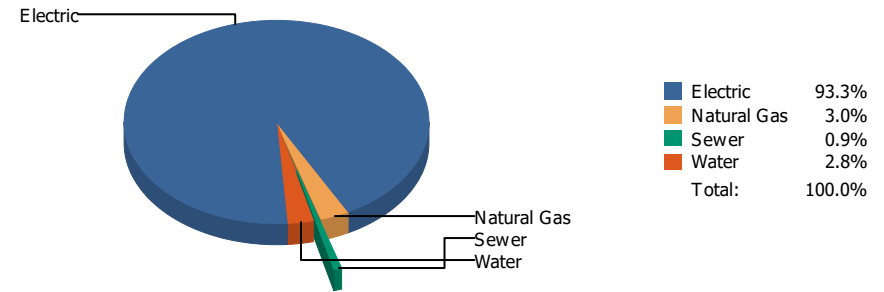
Electric	17.0%
Natural Gas	69.0%
Sewer	6.9%
Water	7.1%
Total	100.0%

Commodity	Common Use	Energy Use	Energy Use / Area	Total Cost	Cost / Unit	Cost / Area
Place: [LIVE-MAT] LIVE MATERIAL CENTER 929 [BUILDING]						
Area: 2,483 SqFt						
Billing Period: Aug 2022						
ELECTRIC	347.00 kWh	1,184 KBtu	0.477 KBtu/SqFt	\$103.82	\$0.299 /kWh	\$0.042 /SqFt
NATURALGAS	0.00 CCF	0 KBtu	0.000 KBtu/SqFt	\$421.00	\$0.000 /CCF	\$0.169 /SqFt
SEWER	1.00 CCF			\$42.07	\$42.070 /CCF	\$0.017 /SqFt
WATER	5.00 CCF			\$43.38	\$8.676 /CCF	\$0.017 /SqFt
Totals:		1,184 KBtu	0.477 KBtu/SqFt	\$610.27		

Energy

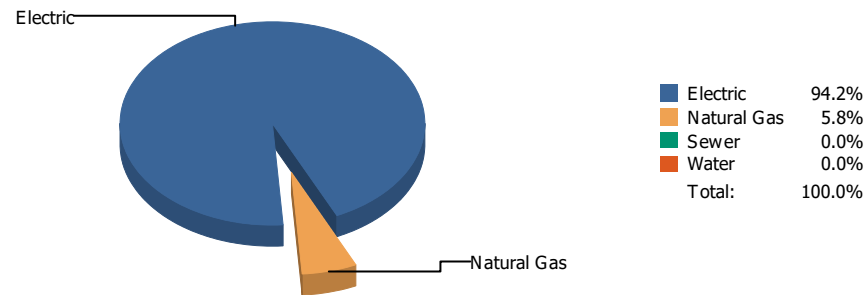


Cost

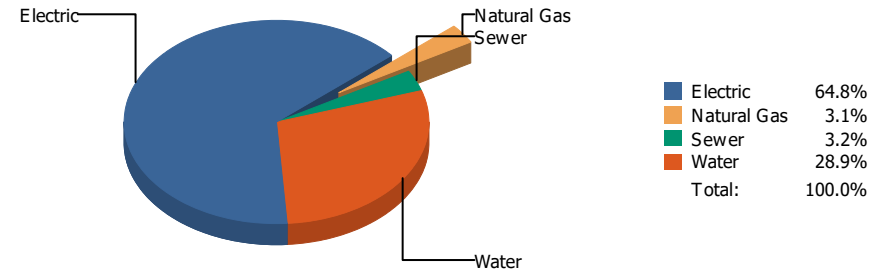


Commodity	Common Use	Energy Use	Energy Use / Area	Total Cost	Cost / Unit	Cost / Area
Place: [LOGAN] LOGAN 128 [BUILDING] Area: 72,248 SqFt Billing Period: Aug 2022						
ELECTRIC	91,800.00 kWh	313,222 KBtu	4.335 KBtu/SqFt	\$14,720.46	\$0.160 /kWh	\$0.204 /SqFt
NATURALGAS	211.00 CCF	21,733 KBtu	0.301 KBtu/SqFt	\$474.72	\$2.250 /CCF	\$0.007 /SqFt
SEWER	8.00 CCF			\$141.84	\$17.730 /CCF	\$0.002 /SqFt
WATER	86.00 CCF			\$438.80	\$5.102 /CCF	\$0.006 /SqFt
Totals:		334,955 KBtu	4.636 KBtu/SqFt	\$15,775.82		

Energy

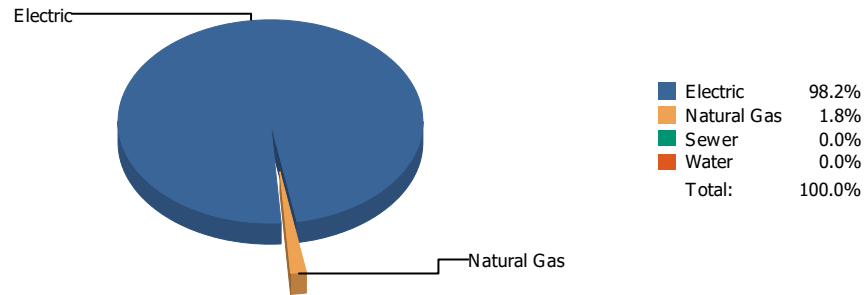


Cost

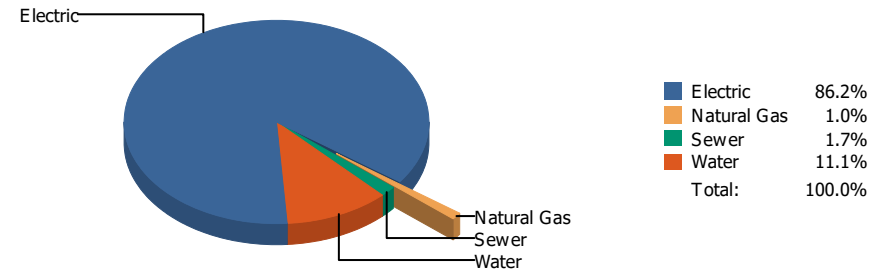


Commodity	Common Use	Energy Use	Energy Use / Area	Total Cost	Cost / Unit	Cost / Area
Place: [LUNDY_2] LUNDY 177 [BUILDING]						
Area: 112,731 SqFt						
Billing Period: Aug 2022						
ELECTRIC	75,600.00 kWh	257,947 KBtu	2.288 KBtu/SqFt	\$12,786.30	\$0.169 /kWh	\$0.113 /SqFt
NATURALGAS	155.00 CCF	15,965 KBtu	0.142 KBtu/SqFt	\$614.69	\$3.966 /CCF	\$0.005 /SqFt
SEWER	87.00 CCF			\$631.69	\$7.261 /CCF	\$0.006 /SqFt
WATER	954.00 CCF			\$5,701.50	\$5.976 /CCF	\$0.050 /SqFt
Totals:		273,912 KBtu	2.430 KBtu/SqFt	\$19,734.18		

Energy



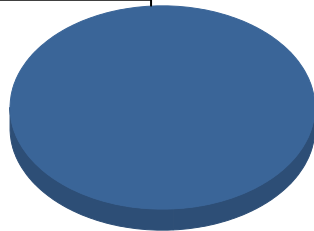
Cost



Commodity	Common Use	Energy Use	Energy Use / Area	Total Cost	Cost / Unit	Cost / Area
Place: [MAC] MACARTHUR 129 [BUILDING]						
Area: 143,341 SqFt						
Billing Period: Aug 2022						
ELECTRIC	153,200.00 kWh	522,718 KBtu	3.647 KBtu/SqFt	\$27,103.26	\$0.177 /kWh	\$0.189 /SqFt
NATURALGAS	92.00 CCF	9,476 KBtu	0.066 KBtu/SqFt	\$325.46	\$3.538 /CCF	\$0.002 /SqFt
SEWER	103.00 CCF			\$525.95	\$5.106 /CCF	\$0.004 /SqFt
WATER	535.00 CCF			\$3,477.53	\$6.500 /CCF	\$0.024 /SqFt
Totals:		532,194 KBtu	3.713 KBtu/SqFt	\$31,432.20		

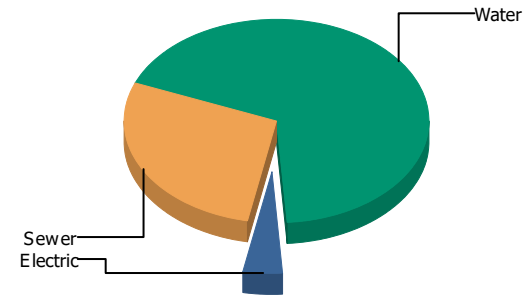
Energy

Electric



Electric 100.0%
 Sewer 0.0%
 Water 0.0%
 Total: 100.0%

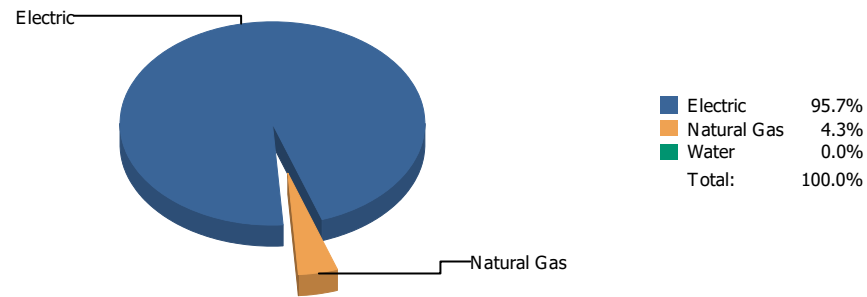
Cost



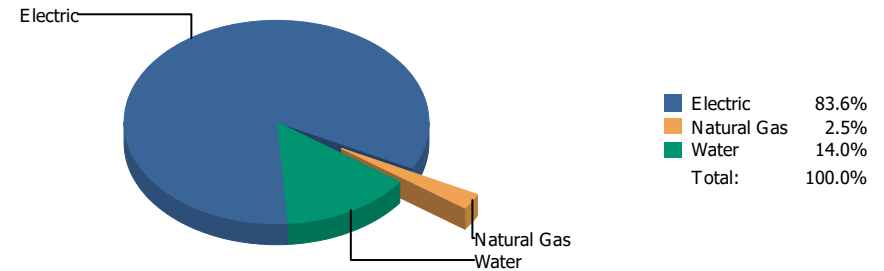
Electric 4.1%
 Sewer 28.0%
 Water 67.9%
 Total: 100.0%

Commodity	Common Use	Energy Use	Energy Use / Area	Total Cost	Cost / Unit	Cost / Area
Place: [MAGOFFIN] MAGOFFIN CUSTODIAL 047 [BUILDING]						
Area: 76,378 SqFt						
Billing Period: Aug 2022						
ELECTRIC	250.00 kWh	853 KBtu	0.011 KBtu/SqFt	\$69.34	\$0.277 /kWh	\$0.001 /SqFt
SEWER	21.00 CCF			\$467.35	\$22.255 /CCF	\$0.006 /SqFt
WATER	107.00 CCF			\$1,135.21	\$10.609 /CCF	\$0.015 /SqFt
Totals:		853 KBtu	0.011 KBtu/SqFt	\$1,671.90		

Energy

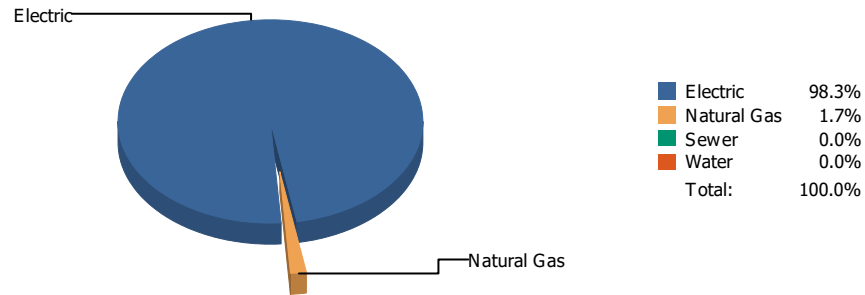


Cost

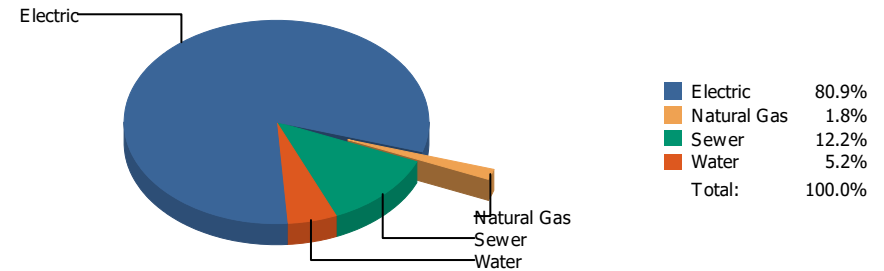


Commodity	Common Use	Energy Use	Energy Use / Area	Total Cost	Cost / Unit	Cost / Area
Place: [MAGOFFINNEWMIDDLESCHOOL] MAGOFFIN MIDDLE SCHOOL [BUILDING]						
Area: 116,136 SqFt						
Billing Period: Aug 2022						
ELECTRIC	151,500.00 kWh	516,918 KBtu	4.451 KBtu/SqFt	\$23,501.15	\$0.155 /kWh	\$0.202 /SqFt
NATURALGAS	223.00 CCF	22,969 KBtu	0.198 KBtu/SqFt	\$699.95	\$3.139 /CCF	\$0.006 /SqFt
WATER	561.00 CCF			\$3,923.55	\$6.994 /CCF	\$0.034 /SqFt
Totals:		539,887 KBtu	4.649 KBtu/SqFt	\$28,124.65		

Energy

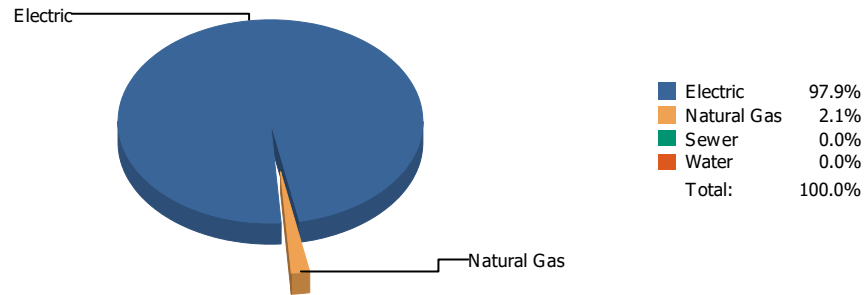


Cost

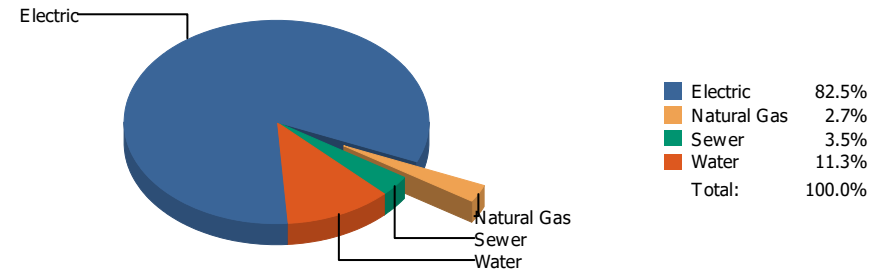


Commodity	Common Use	Energy Use	Energy Use / Area	Total Cost	Cost / Unit	Cost / Area
Place: [MAXINE] MAXINE SILVA HEALTH MAGNET 011 [BUILDING]						
Area: 80,909 SqFt						
Billing Period: Aug 2022						
ELECTRIC	72,000.00 kWh	245,664 KBtu	3.036 KBtu/SqFt	\$11,981.61	\$0.166 /kWh	\$0.148 /SqFt
NATURALGAS	42.00 CCF	4,326 KBtu	0.053 KBtu/SqFt	\$262.98	\$6.261 /CCF	\$0.003 /SqFt
SEWER	616.00 CCF			\$1,803.32	\$2.927 /CCF	\$0.022 /SqFt
WATER	179.00 CCF			\$770.76	\$4.306 /CCF	\$0.009 /SqFt
Totals:		249,990 KBtu	3.090 KBtu/SqFt	\$14,818.67		

Energy



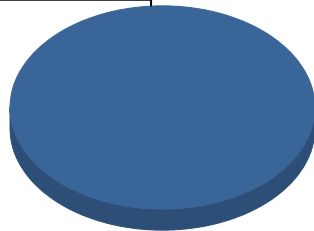
Cost



Commodity	Common Use	Energy Use	Energy Use / Area	Total Cost	Cost / Unit	Cost / Area
Place: [MESITA] MESITA 130 [BUILDING]						
Area: 100,583 SqFt						
Billing Period: Aug 2022						
ELECTRIC	86,280.00 kWh	294,387 KBtu	2.927 KBtu/SqFt	\$15,238.61	\$0.177 /kWh	\$0.152 /SqFt
NATURALGAS	60.00 CCF	6,180 KBtu	0.061 KBtu/SqFt	\$495.99	\$8.267 /CCF	\$0.005 /SqFt
SEWER	94.00 CCF			\$649.12	\$6.906 /CCF	\$0.006 /SqFt
WATER	349.00 CCF			\$2,081.45	\$5.964 /CCF	\$0.021 /SqFt
Totals:		300,567 KBtu	2.988 KBtu/SqFt	\$18,465.17		

Energy

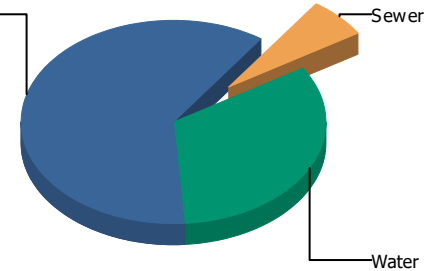
Electric



■ Electric 100.0%
 ■ Sewer 0.0%
 ■ Water 0.0%
 Total: 100.0%

Cost

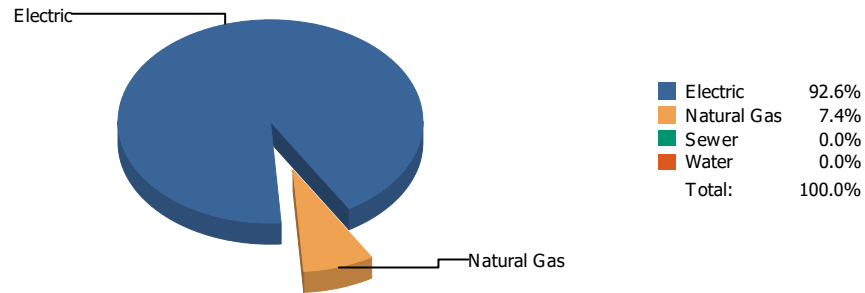
Electric



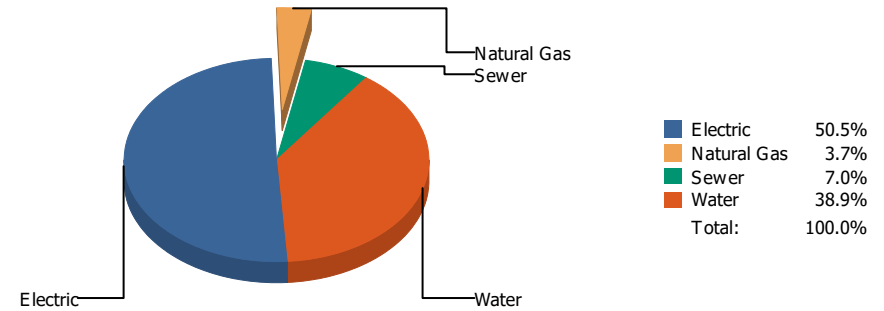
■ Electric 60.9%
 ■ Sewer 6.3%
 ■ Water 32.8%
 Total: 100.0%

Commodity	Common Use	Energy Use	Energy Use / Area	Total Cost	Cost / Unit	Cost / Area
Place: [MILAM] MILAM 131 [BUILDING]						
Area: 63,641 SqFt						
Billing Period: Aug 2022						
ELECTRIC	24,360.00 kWh	83,116 KBtu	1.306 KBtu/SqFt	\$4,478.35	\$0.184 /kWh	\$0.070 /SqFt
SEWER	78.00 CCF			\$463.70	\$5.945 /CCF	\$0.007 /SqFt
WATER	387.00 CCF			\$2,416.79	\$6.245 /CCF	\$0.038 /SqFt
Totals:		83,116 KBtu	1.306 KBtu/SqFt	\$7,358.84		

Energy

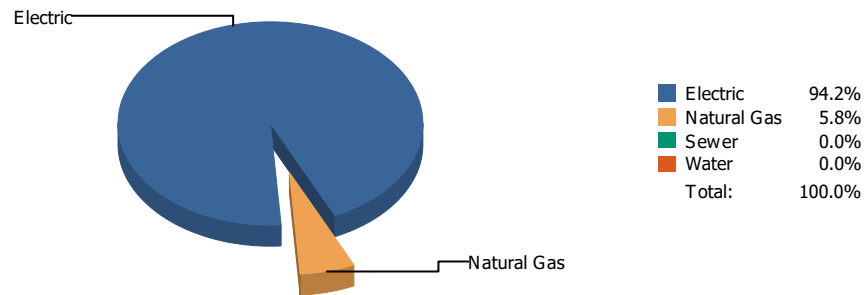


Cost

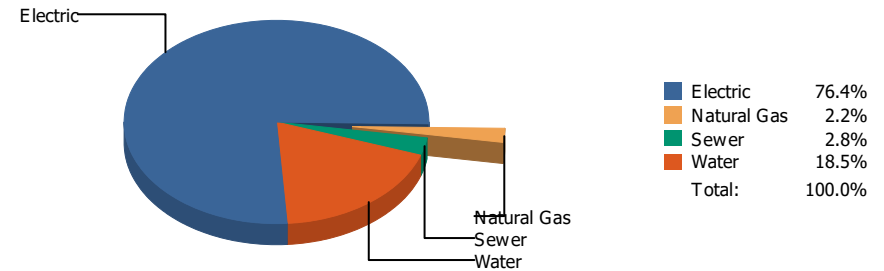


Commodity	Common Use	Energy Use	Energy Use / Area	Total Cost	Cost / Unit	Cost / Area
Place: [MOREHEAD] MOREHEAD 046 [BUILDING]						
Area: 119,353 SqFt						
Billing Period: Aug 2022						
ELECTRIC	25,324.00 kWh	86,405 KBtu	0.724 KBtu/SqFt	\$3,984.25	\$0.157 /kWh	\$0.033 /SqFt
NATURALGAS	67.00 CCF	6,901 KBtu	0.058 KBtu/SqFt	\$294.22	\$4.391 /CCF	\$0.002 /SqFt
SEWER	54.00 CCF			\$549.52	\$10.176 /CCF	\$0.005 /SqFt
WATER	1,103.00 CCF			\$3,067.46	\$2.781 /CCF	\$0.026 /SqFt
Totals:		93,306 KBtu	0.782 KBtu/SqFt	\$7,895.45		

Energy

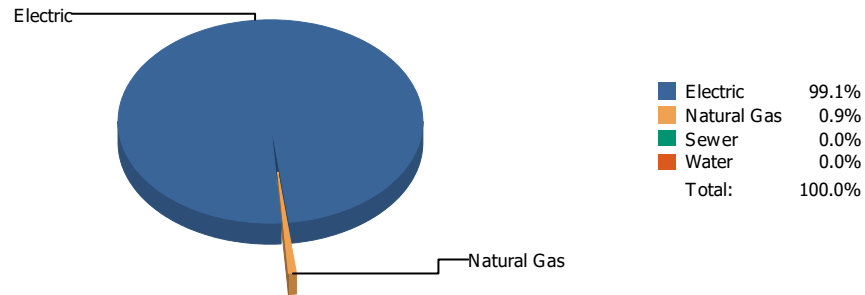


Cost

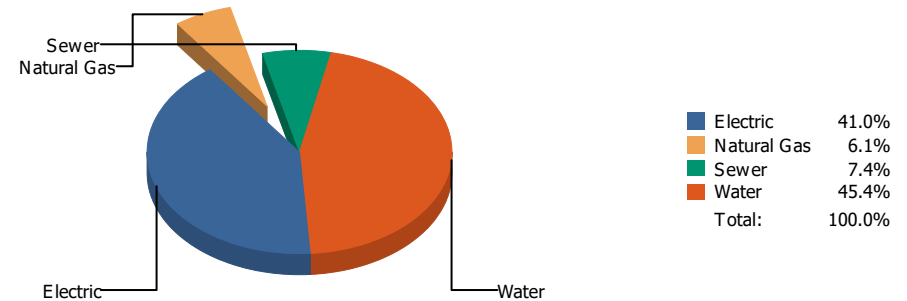


Commodity	Common Use	Energy Use	Energy Use / Area	Total Cost	Cost / Unit	Cost / Area
Place: [MOYE_2] MOYE [BUILDING]						
Area: 93,197 SqFt						
Billing Period: Aug 2022						
ELECTRIC	72,720.00 kWh	248,121 KBtu	2.662 KBtu/SqFt	\$13,775.57	\$0.189 /kWh	\$0.148 /SqFt
NATURALGAS	149.00 CCF	15,347 KBtu	0.165 KBtu/SqFt	\$396.73	\$2.663 /CCF	\$0.004 /SqFt
SEWER	39.00 CCF			\$512.17	\$13.133 /CCF	\$0.005 /SqFt
WATER	878.00 CCF			\$3,342.25	\$3.807 /CCF	\$0.036 /SqFt
Totals:		263,468 KBtu	2.827 KBtu/SqFt	\$18,026.72		

Energy



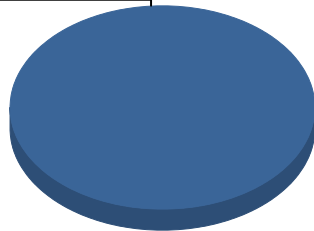
Cost



Commodity	Common Use	Energy Use	Energy Use / Area	Total Cost	Cost / Unit	Cost / Area
Place: [MULTI-MEDIACENTER] MULTI-MEDIA CENTER [BUILDING]						
Area: 27,633 SqFt						
Billing Period: Aug 2022						
ELECTRIC	10,133.00 kWh	34,574 KBtu	1.251 KBtu/SqFt	\$1,437.94	\$0.142 /kWh	\$0.052 /SqFt
NATURALGAS	3.00 CCF	309 KBtu	0.011 KBtu/SqFt	\$214.25	\$71.417 /CCF	\$0.008 /SqFt
SEWER	55.00 CCF			\$258.87	\$4.707 /CCF	\$0.009 /SqFt
WATER	248.00 CCF			\$1,592.08	\$6.420 /CCF	\$0.058 /SqFt
Totals:		34,883 KBtu	1.262 KBtu/SqFt	\$3,503.14		

Energy

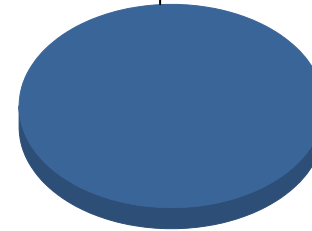
Electric



■ Electric 100.0%
Total: 100.0%

Cost

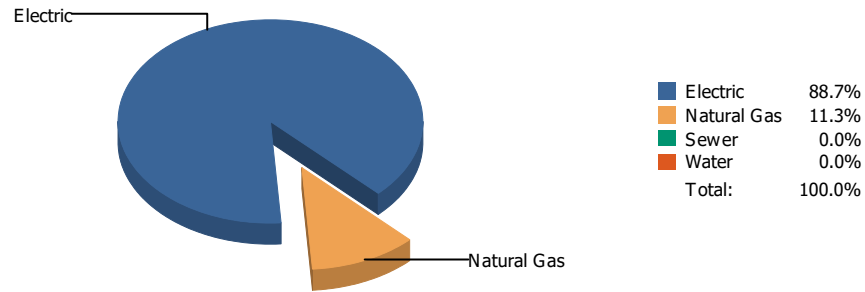
Electric



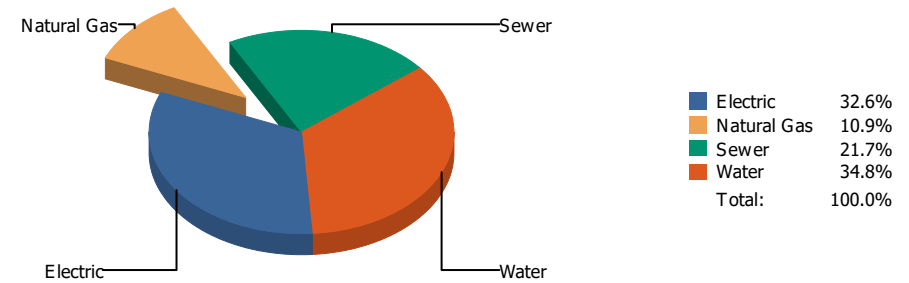
■ Electric 100.0%
Total: 100.0%

Commodity	Common Use	Energy Use	Energy Use / Area	Total Cost	Cost / Unit	Cost / Area
Place: [NE-AREA-OFFICES] N.E. AREA OFFICES 882 [BUILDING]						
Area: 7,328 SqFt						
Billing Period: Aug 2022						
ELECTRIC	120.00 kWh	409 KBtu	0.056 KBtu/SqFt	\$44.29	\$0.369 /kWh	\$0.006 /SqFt
Totals:		409 KBtu	0.056 KBtu/SqFt	\$44.29		

Energy

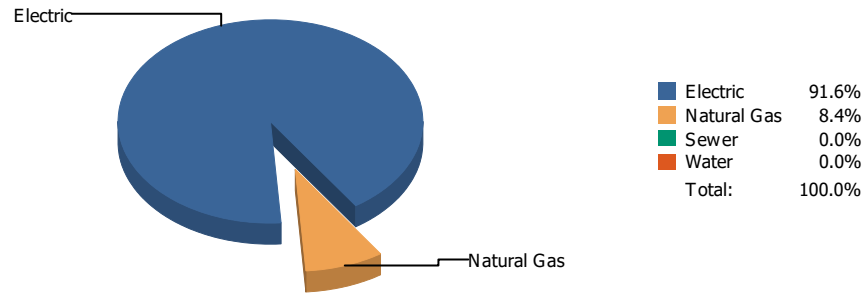


Cost

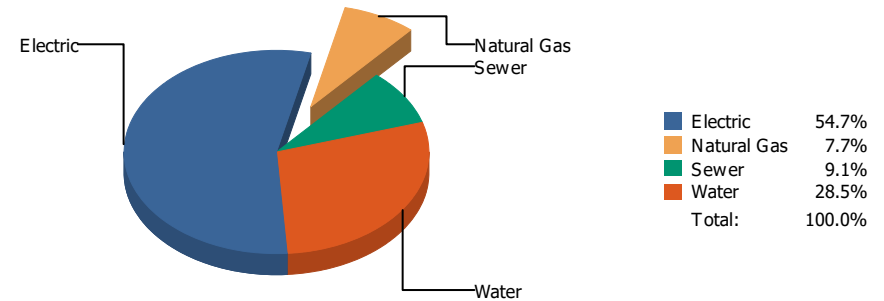


Commodity	Common Use	Energy Use	Energy Use / Area	Total Cost	Cost / Unit	Cost / Area
Place: [NETTRANSPORTATION] N.E. TRANSPORTATION 826 [BUILDING]						
Area: 5,995 SqFt						
Billing Period: Aug 2022						
ELECTRIC	6,148.00 kWh	20,977 KBtu	3.499 KBtu/SqFt	\$727.00	\$0.118 /kWh	\$0.121 /SqFt
NATURALGAS	26.00 CCF	2,678 KBtu	0.447 KBtu/SqFt	\$243.00	\$9.346 /CCF	\$0.041 /SqFt
SEWER	28.00 CCF			\$484.78	\$17.314 /CCF	\$0.081 /SqFt
WATER	142.00 CCF			\$777.70	\$5.477 /CCF	\$0.130 /SqFt
Totals:		23,655 KBtu	3.946 KBtu/SqFt	\$2,232.48		

Energy

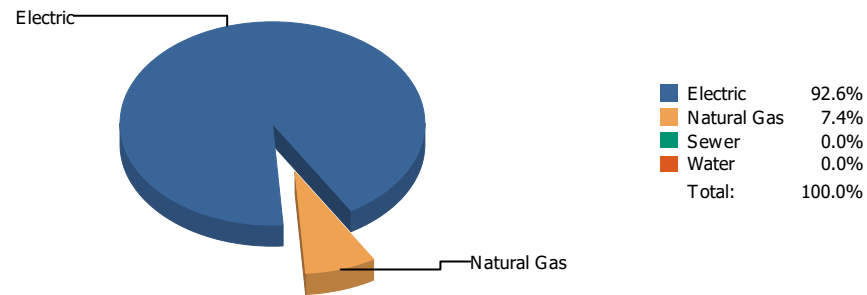


Cost

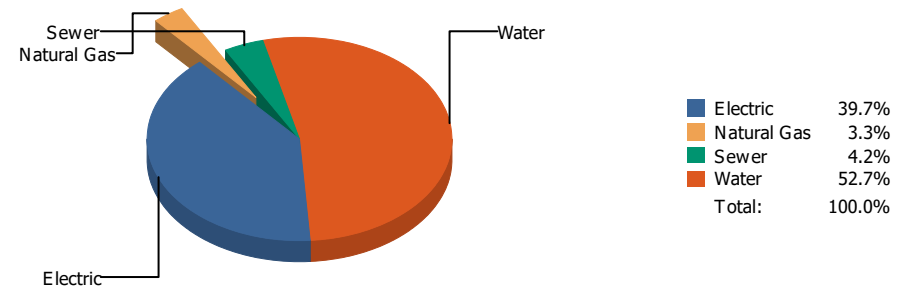


Commodity	Common Use	Energy Use	Energy Use / Area	Total Cost	Cost / Unit	Cost / Area
Place: [NEWMAN] NEWMAN ELEMENTARY 133 [BUILDING]						
Area: 73,291 SqFt						
Billing Period: Aug 2022						
ELECTRIC	31,124.00 kWh	106,195 KBtu	1.449 KBtu/SqFt	\$5,347.39	\$0.172 /kWh	\$0.073 /SqFt
NATURALGAS	94.00 CCF	9,682 KBtu	0.132 KBtu/SqFt	\$748.96	\$7.968 /CCF	\$0.010 /SqFt
SEWER	271.00 CCF			\$893.60	\$3.297 /CCF	\$0.012 /SqFt
WATER	688.00 CCF			\$2,784.59	\$4.047 /CCF	\$0.038 /SqFt
Totals:		115,877 KBtu	1.581 KBtu/SqFt	\$9,774.54		

Energy

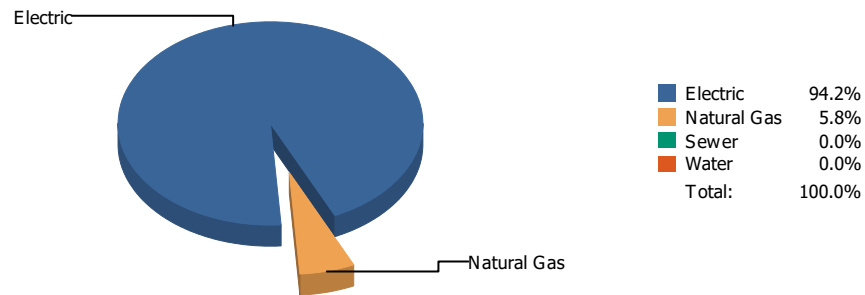


Cost

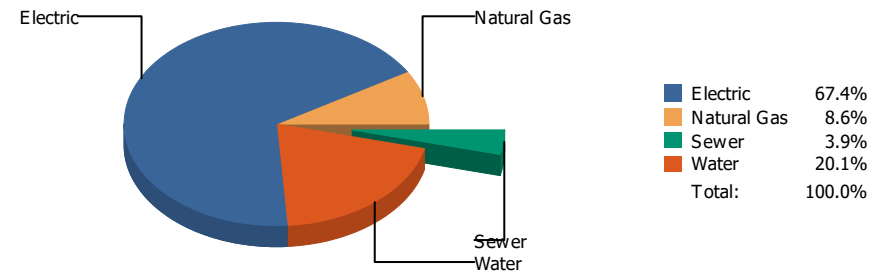


Commodity	Common Use	Energy Use	Energy Use / Area	Total Cost	Cost / Unit	Cost / Area
Place: [NIXON] L.A. NIXON 161 [BUILDING]						
Area: 76,873 SqFt						
Billing Period: Aug 2022						
ELECTRIC	36,760.00 kWh	125,425 KBtu	1.632 KBtu/SqFt	\$6,475.89	\$0.176 /kWh	\$0.084 /SqFt
NATURALGAS	97.00 CCF	9,991 KBtu	0.130 KBtu/SqFt	\$542.22	\$5.590 /CCF	\$0.007 /SqFt
SEWER	81.00 CCF			\$689.98	\$8.518 /CCF	\$0.009 /SqFt
WATER	1,087.00 CCF			\$8,594.30	\$7.906 /CCF	\$0.112 /SqFt
Totals:		135,416 KBtu	1.762 KBtu/SqFt	\$16,302.39		

Energy

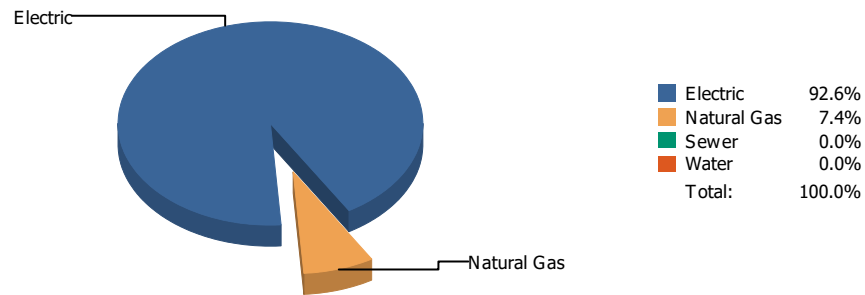


Cost

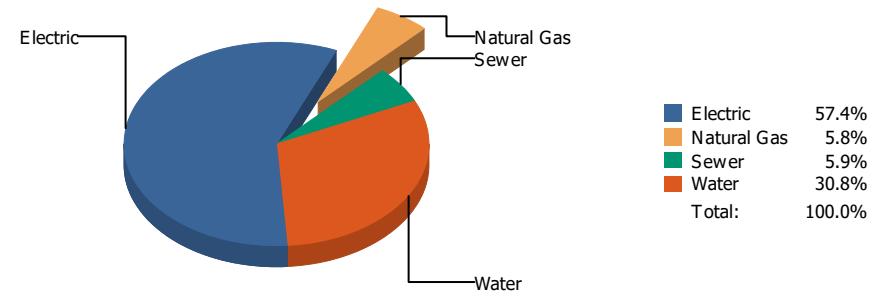


Commodity	Common Use	Energy Use	Energy Use / Area	Total Cost	Cost / Unit	Cost / Area
Place: [OCC-CTR] OCCUPATIONAL CTR. [BUILDING]						
Area: 11,845 SqFt						
Billing Period: Aug 2022						
ELECTRIC	9,400.00 kWh	32,073 KBtu	2.708 KBtu/SqFt	\$1,834.81	\$0.195 /kWh	\$0.155 /SqFt
NATURALGAS	19.00 CCF	1,957 KBtu	0.165 KBtu/SqFt	\$234.25	\$12.329 /CCF	\$0.020 /SqFt
SEWER	4.00 CCF			\$106.85	\$26.713 /CCF	\$0.009 /SqFt
WATER	118.00 CCF			\$546.47	\$4.631 /CCF	\$0.046 /SqFt
Totals:		34,030 KBtu	2.873 KBtu/SqFt	\$2,722.38		

Energy

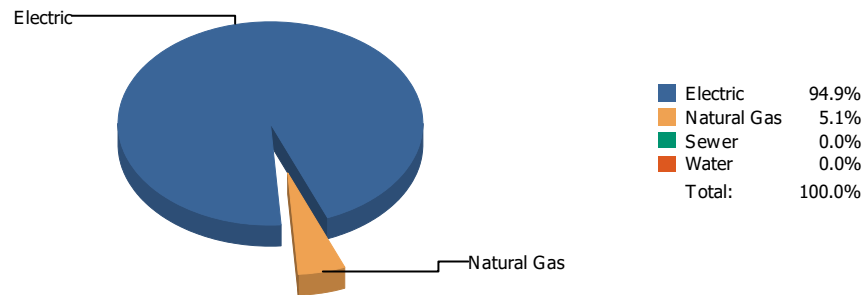


Cost

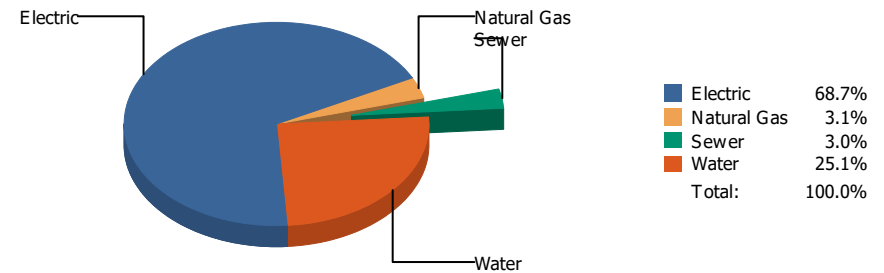


Commodity	Common Use	Energy Use	Energy Use / Area	Total Cost	Cost / Unit	Cost / Area
Place: [PARK] PARK 134 [BUILDING] Area: 63,609 SqFt Billing Period: Aug 2022						
ELECTRIC	29,648.00 kWh	101,159 KBtu	1.590 KBtu/SqFt	\$5,145.70	\$0.174 /kWh	\$0.081 /SqFt
NATURALGAS	79.00 CCF	8,137 KBtu	0.128 KBtu/SqFt	\$519.49	\$6.576 /CCF	\$0.008 /SqFt
SEWER	77.00 CCF			\$532.46	\$6.915 /CCF	\$0.008 /SqFt
WATER	401.00 CCF			\$2,762.15	\$6.888 /CCF	\$0.043 /SqFt
Totals:		109,296 KBtu	1.718 KBtu/SqFt	\$8,959.80		

Energy

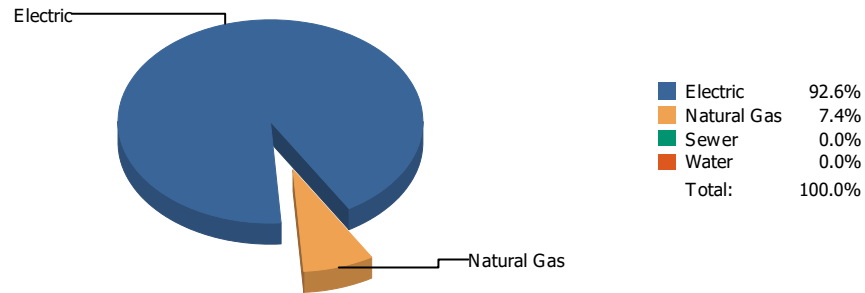


Cost

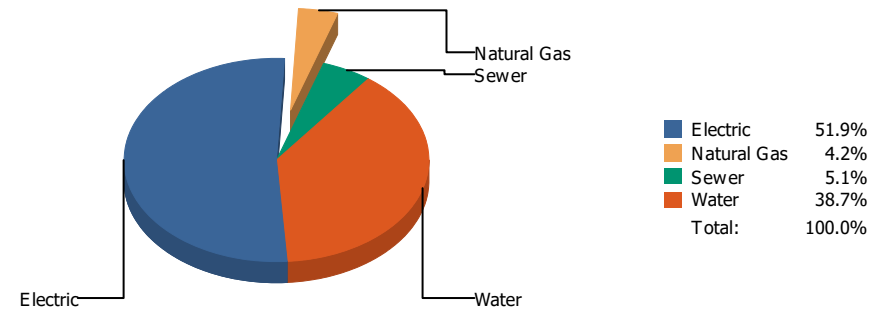


Commodity	Common Use	Energy Use	Energy Use / Area	Total Cost	Cost / Unit	Cost / Area
Place: [PAUL-MORENO_1] PAUL MORENO 167 [BUILDING]						
Area: 87,824 SqFt						
Billing Period: Aug 2022						
ELECTRIC	78,200.00 kWh	266,818 KBtu	3.038 KBtu/SqFt	\$13,036.84	\$0.167 /kWh	\$0.148 /SqFt
NATURALGAS	138.00 CCF	14,214 KBtu	0.162 KBtu/SqFt	\$593.48	\$4.301 /CCF	\$0.007 /SqFt
SEWER	84.00 CCF			\$575.53	\$6.852 /CCF	\$0.007 /SqFt
WATER	1,242.00 CCF			\$4,764.48	\$3.836 /CCF	\$0.054 /SqFt
Totals:		281,032 KBtu	3.200 KBtu/SqFt	\$18,970.33		

Energy

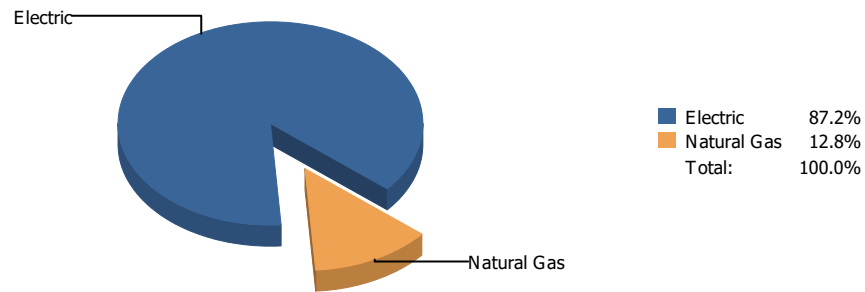


Cost

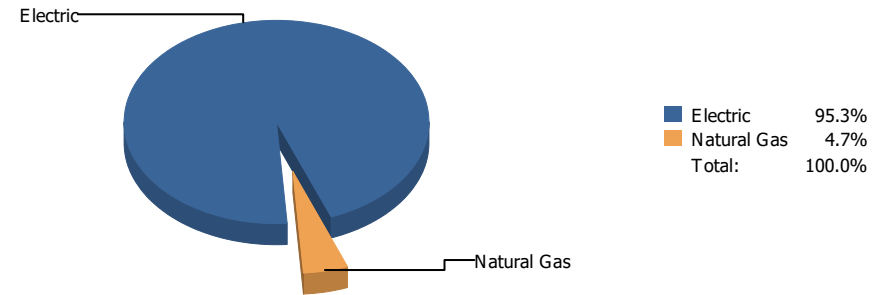


Commodity	Common Use	Energy Use	Energy Use / Area	Total Cost	Cost / Unit	Cost / Area
Place: [POLK] POLK 159 [BUILDING]						
Area: 67,321 SqFt						
Billing Period: Aug 2022						
ELECTRIC	31,360.00 kWh	107,000 KBtu	1.589 KBtu/SqFt	\$6,493.46	\$0.207 /kWh	\$0.096 /SqFt
NATURALGAS	83.00 CCF	8,549 KBtu	0.127 KBtu/SqFt	\$524.71	\$6.322 /CCF	\$0.008 /SqFt
SEWER	149.00 CCF			\$640.49	\$4.299 /CCF	\$0.010 /SqFt
WATER	742.00 CCF			\$4,840.89	\$6.524 /CCF	\$0.072 /SqFt
Totals:		115,549 KBtu	1.716 KBtu/SqFt	\$12,499.55		

Energy

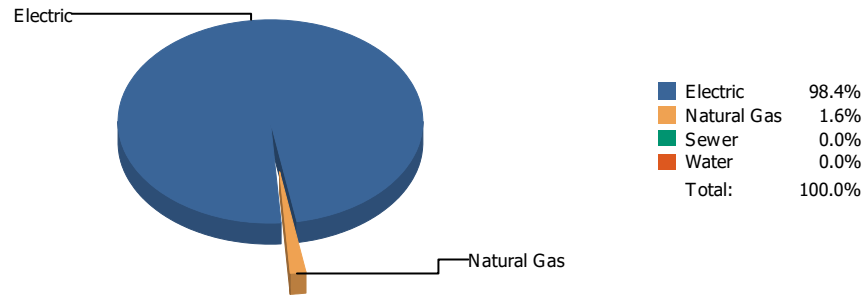


Cost

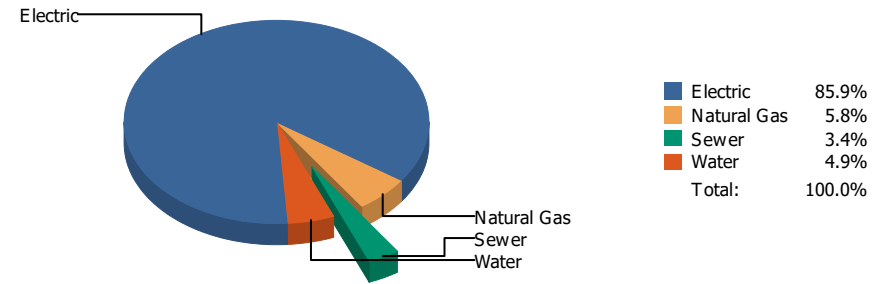


Commodity	Common Use	Energy Use	Energy Use / Area	Total Cost	Cost / Unit	Cost / Area
Place: [POWELL_2] POWELL Area: 79,770 SqFt Billing Period: Aug 2022						
ELECTRIC	85,800.00 kWh	292,750 KBtu	3.670 KBtu/SqFt	\$14,973.43	\$0.175 /kWh	\$0.188 /SqFt
NATURALGAS	417.00 CCF	42,951 KBtu	0.538 KBtu/SqFt	\$731.65	\$1.755 /CCF	\$0.009 /SqFt
Totals:		335,701 KBtu	4.208 KBtu/SqFt	\$15,705.08		

Energy

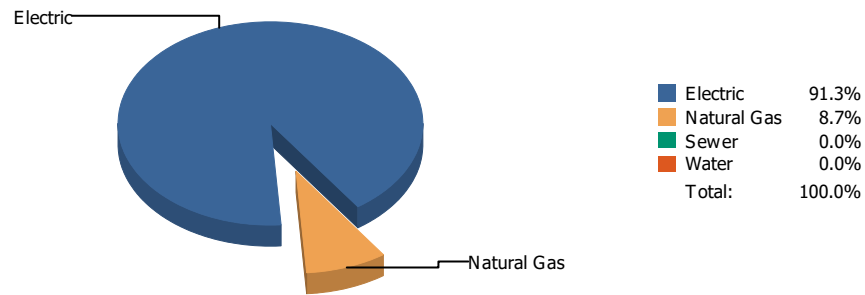


Cost

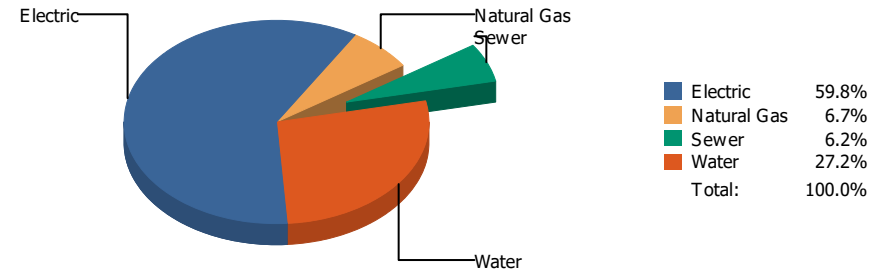


Commodity	Common Use	Energy Use	Energy Use / Area	Total Cost	Cost / Unit	Cost / Area
Place: [PROFESSIONAL-DEV] EPISD PROF DEVELOPMENT CENTER931 [BUILDING]						
Area: 18,400 SqFt						
Billing Period: Aug 2022						
ELECTRIC	18,360.00 kWh	62,644 KBtu	3.405 KBtu/SqFt	\$3,319.71	\$0.181 /kWh	\$0.180 /SqFt
NATURALGAS	10.00 CCF	1,030 KBtu	0.056 KBtu/SqFt	\$223.00	\$22.300 /CCF	\$0.012 /SqFt
SEWER	14.00 CCF			\$131.75	\$9.411 /CCF	\$0.007 /SqFt
WATER	24.00 CCF			\$190.30	\$7.929 /CCF	\$0.010 /SqFt
Totals:		63,674 KBtu	3.461 KBtu/SqFt	\$3,864.76		

Energy

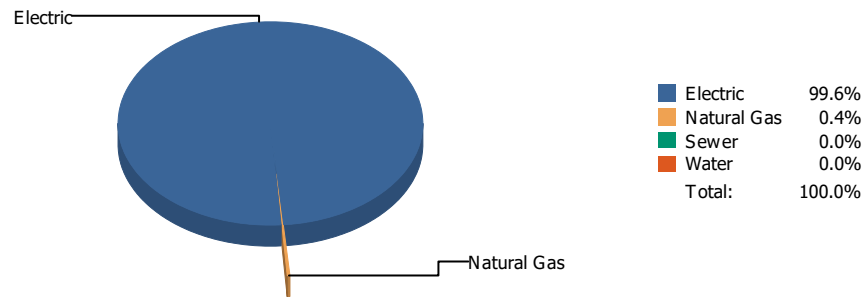


Cost

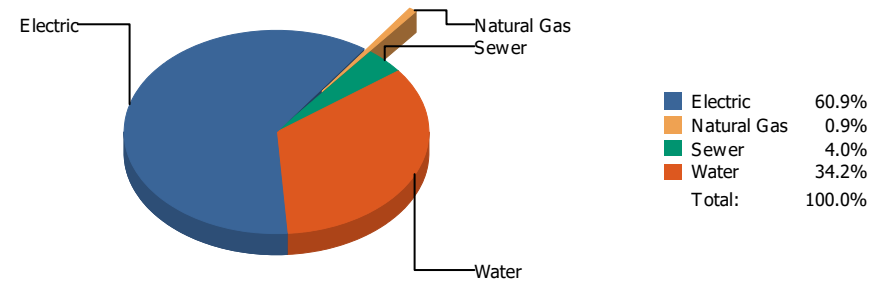


Commodity	Common Use	Energy Use	Energy Use / Area	Total Cost	Cost / Unit	Cost / Area
Place: [PUTNAM] PUTNAM 135 [BUILDING]						
Area: 61,978 SqFt						
Billing Period: Aug 2022						
ELECTRIC	27,351.00 kWh	93,322 KBtu	1.506 KBtu/SqFt	\$4,684.73	\$0.171 /kWh	\$0.075 /SqFt
NATURALGAS	86.00 CCF	8,858 KBtu	0.143 KBtu/SqFt	\$528.48	\$6.145 /CCF	\$0.008 /SqFt
SEWER	90.00 CCF			\$488.44	\$5.427 /CCF	\$0.008 /SqFt
WATER	352.00 CCF			\$2,129.22	\$6.049 /CCF	\$0.034 /SqFt
Totals:		102,180 KBtu	1.649 KBtu/SqFt	\$7,830.87		

Energy

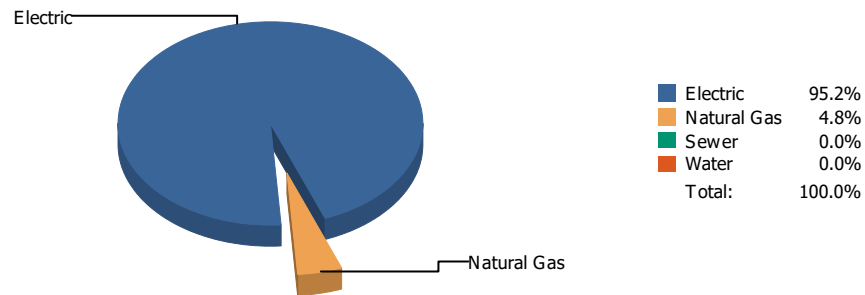


Cost

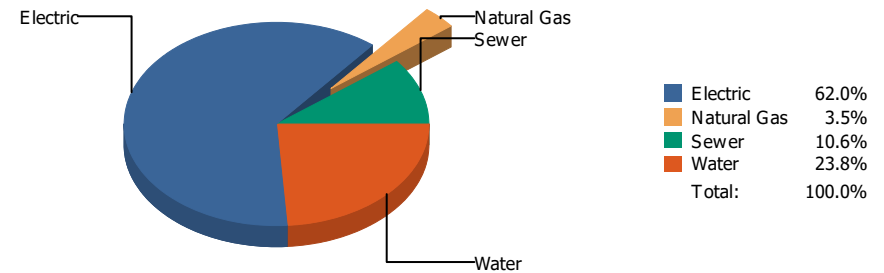


Commodity	Common Use	Energy Use	Energy Use / Area	Total Cost	Cost / Unit	Cost / Area
Place: [RICHARDS] RICHARDSON [BUILDING]						
Area: 115,872 SqFt						
Billing Period: Aug 2022						
ELECTRIC	102,300.00 kWh	349,048 KBtu	3.012 KBtu/SqFt	\$16,012.85	\$0.157 /kWh	\$0.138 /SqFt
NATURALGAS	12.00 CCF	1,236 KBtu	0.011 KBtu/SqFt	\$225.50	\$18.792 /CCF	\$0.002 /SqFt
SEWER	314.00 CCF			\$1,051.34	\$3.348 /CCF	\$0.009 /SqFt
WATER	2,469.00 CCF			\$8,992.91	\$3.642 /CCF	\$0.077 /SqFt
Totals:		350,284 KBtu	3.023 KBtu/SqFt	\$26,282.60		

Energy



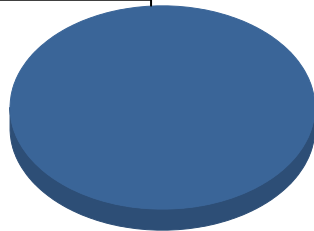
Cost



Commodity	Common Use	Energy Use	Energy Use / Area	Total Cost	Cost / Unit	Cost / Area
Place: [RIVERA] RIVERA 156 [BUILDING]						
Area: 77,562 SqFt						
Billing Period: Aug 2022						
ELECTRIC	41,077.00 kWh	140,155 KBtu	1.807 KBtu/SqFt	\$8,948.26	\$0.218 /kWh	\$0.115 /SqFt
NATURALGAS	68.00 CCF	7,004 KBtu	0.090 KBtu/SqFt	\$505.97	\$7.441 /CCF	\$0.007 /SqFt
SEWER	459.00 CCF			\$1,534.31	\$3.343 /CCF	\$0.020 /SqFt
WATER	519.00 CCF			\$3,434.60	\$6.618 /CCF	\$0.044 /SqFt
Totals:		147,159 KBtu	1.897 KBtu/SqFt	\$14,423.14		

Energy

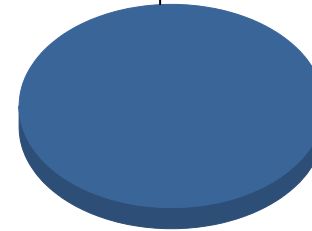
Electric



■ Electric 100.0%
Total: 100.0%

Cost

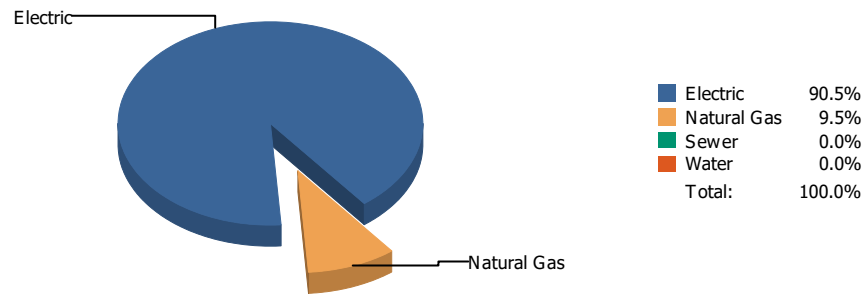
Electric



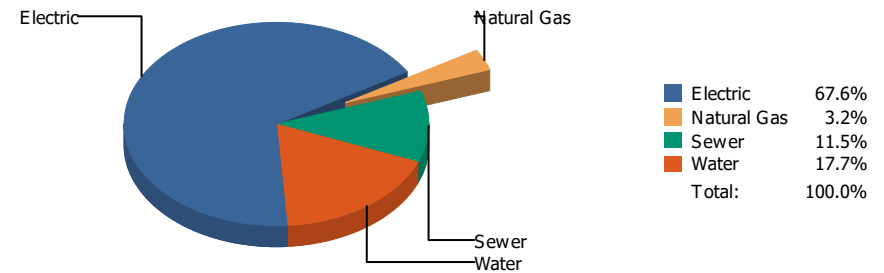
■ Electric 100.0%
Total: 100.0%

Commodity	Common Use	Energy Use	Energy Use / Area	Total Cost	Cost / Unit	Cost / Area
Place: [ROBERTS] ROBERTS 136 [BUILDING] Area: 81,457 SqFt Billing Period: Aug 2022						
ELECTRIC	5,100.00 kWh	17,401 KBtu	0.214 KBtu/SqFt	\$645.60	\$0.127 /kWh	\$0.008 /SqFt
Totals:		17,401 KBtu	0.214 KBtu/SqFt	\$645.60		

Energy

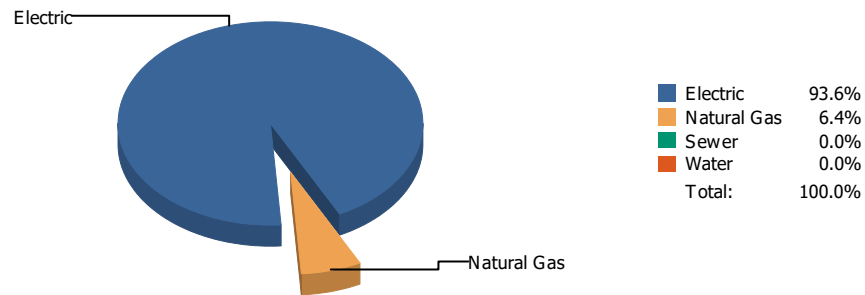


Cost

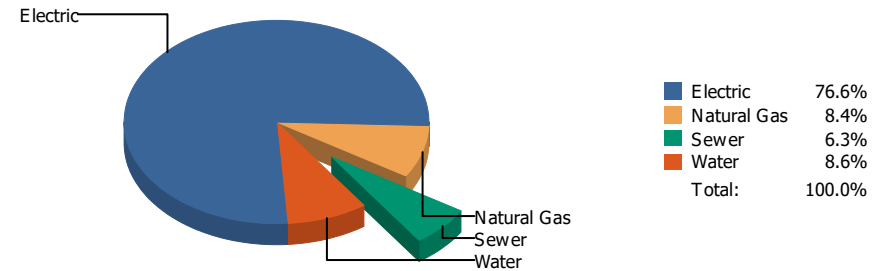


Commodity	Common Use	Energy Use	Energy Use / Area	Total Cost	Cost / Unit	Cost / Area
Place: [ROSS] ROSS 042 [BUILDING] Area: 131,497 SqFt Billing Period: Aug 2022						
ELECTRIC	63,254.00 kWh	215,823 KBtu	1.641 KBtu/SqFt	\$10,125.01	\$0.160 /kWh	\$0.077 /SqFt
NATURALGAS	220.00 CCF	22,660 KBtu	0.172 KBtu/SqFt	\$485.44	\$2.207 /CCF	\$0.004 /SqFt
SEWER	582.00 CCF			\$1,718.66	\$2.953 /CCF	\$0.013 /SqFt
WATER	914.00 CCF			\$2,656.77	\$2.907 /CCF	\$0.020 /SqFt
Totals:		238,483 KBtu	1.814 KBtu/SqFt	\$14,985.88		

Energy



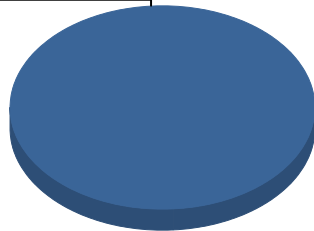
Cost



Commodity	Common Use	Energy Use	Energy Use / Area	Total Cost	Cost / Unit	Cost / Area
Place: [RUSK] RUSK 138 [BUILDING] Area: 67,240 SqFt Billing Period: Aug 2022						
ELECTRIC	28,846.00 kWh	98,423 KBtu	1.464 KBtu/SqFt	\$4,570.15	\$0.158 /kWh	\$0.068 /SqFt
NATURALGAS	65.00 CCF	6,695 KBtu	0.100 KBtu/SqFt	\$502.22	\$7.726 /CCF	\$0.007 /SqFt
SEWER	54.00 CCF			\$378.30	\$7.006 /CCF	\$0.006 /SqFt
WATER	96.00 CCF			\$513.80	\$5.352 /CCF	\$0.008 /SqFt
Totals:		105,118 KBtu	1.563 KBtu/SqFt	\$5,964.47		

Energy

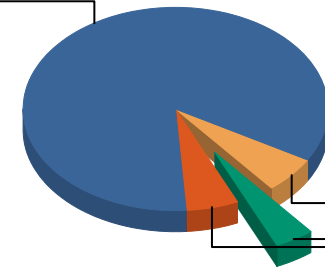
Electric



Electric	100.0%
Natural Gas	0.0%
Sewer	0.0%
Water	0.0%
Total:	100.0%

Cost

Electric

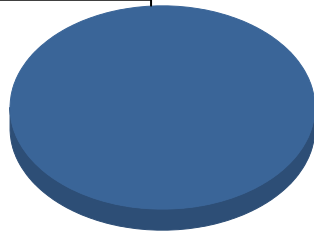


Electric	84.5%
Natural Gas	5.8%
Sewer	4.2%
Water	5.5%
Total:	100.0%

Commodity	Common Use	Energy Use	Energy Use / Area	Total Cost	Cost / Unit	Cost / Area
Place: [SAN-JAC] SAN JACINTO 139 [BUILDING]						
Area: 29,589 SqFt						
Billing Period: Aug 2022						
ELECTRIC	16,100.00 kWh	54,933 KBtu	1.857 KBtu/SqFt	\$3,048.08	\$0.189 /kWh	\$0.103 /SqFt
NATURALGAS	0.00 CCF	0 KBtu	0.000 KBtu/SqFt	\$210.50	\$0.000 /CCF	\$0.007 /SqFt
SEWER	12.00 CCF			\$151.80	\$12.650 /CCF	\$0.005 /SqFt
WATER	25.00 CCF			\$196.64	\$7.866 /CCF	\$0.007 /SqFt
Totals:		54,933 KBtu	1.857 KBtu/SqFt	\$3,607.02		

Energy

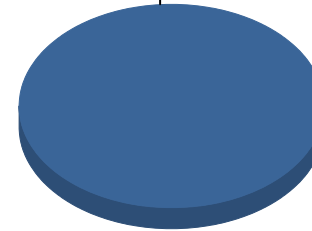
Electric



■ Electric 100.0%
Total: 100.0%

Cost

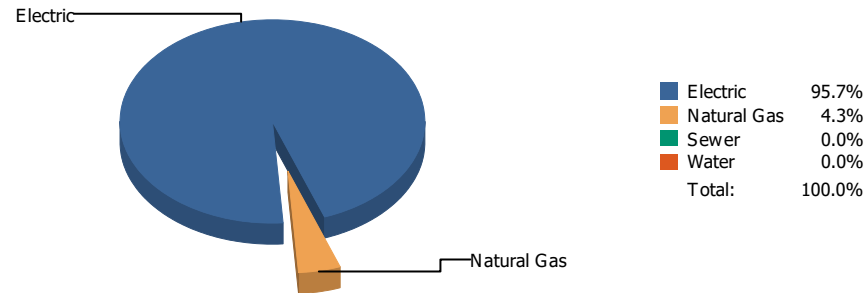
Electric



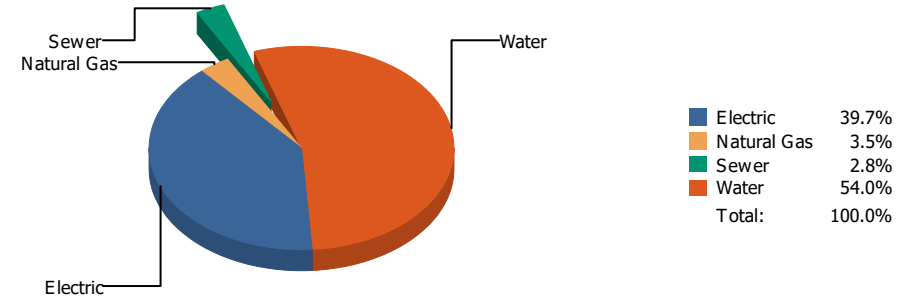
■ Electric 100.0%
Total: 100.0%

Commodity	Common Use	Energy Use	Energy Use / Area	Total Cost	Cost / Unit	Cost / Area
Place: [SCHUSTER] SCHUSTER 140 [BUILDING]						
Area: 34,371 SqFt						
Billing Period: Aug 2022						
ELECTRIC	175.00 kWh	597 KBtu	0.017 KBtu/SqFt	\$329.48	\$1.883 /kWh	\$0.010 /SqFt
Totals:		597 KBtu	0.017 KBtu/SqFt	\$329.48		

Energy



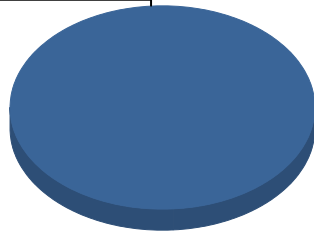
Cost



Commodity	Common Use	Energy Use	Energy Use / Area	Total Cost	Cost / Unit	Cost / Area
Place: [STANTON] STANTON 141 [BUILDING]						
Area: 75,957 SqFt						
Billing Period: Aug 2022						
ELECTRIC	30,131.00 kWh	102,807 KBtu	1.353 KBtu/SqFt	\$5,477.65	\$0.182 /kWh	\$0.072 /SqFt
NATURALGAS	45.00 CCF	4,635 KBtu	0.061 KBtu/SqFt	\$477.24	\$10.605 /CCF	\$0.006 /SqFt
SEWER	69.00 CCF			\$390.62	\$5.661 /CCF	\$0.005 /SqFt
WATER	941.00 CCF			\$7,456.23	\$7.924 /CCF	\$0.098 /SqFt
Totals:		107,442 KBtu	1.415 KBtu/SqFt	\$13,801.74		

Energy

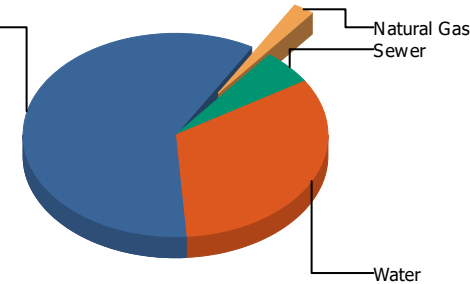
Electric



Electric	100.0%
Natural Gas	0.0%
Sewer	0.0%
Water	0.0%
Total:	100.0%

Cost

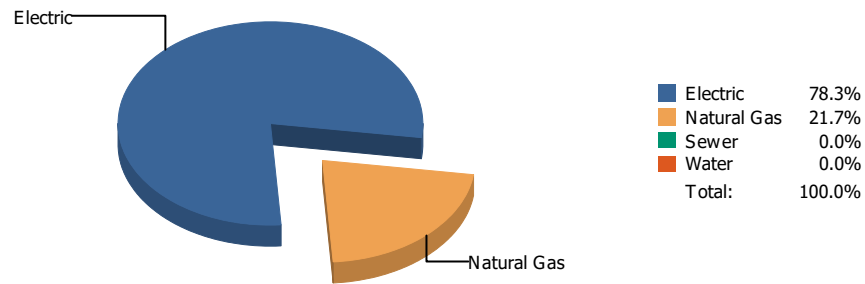
Electric



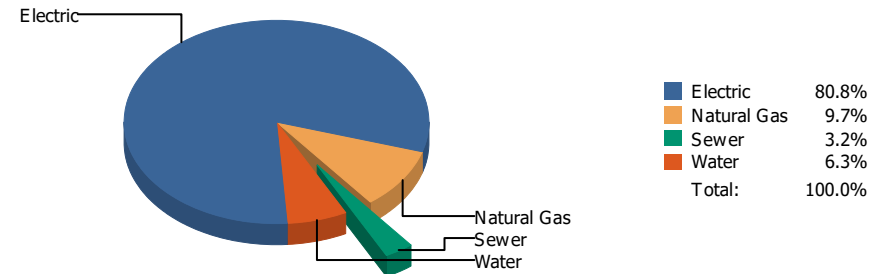
Electric	59.5%
Natural Gas	2.3%
Sewer	5.5%
Water	32.8%
Total:	100.0%

Commodity	Common Use	Energy Use	Energy Use / Area	Total Cost	Cost / Unit	Cost / Area
Place: [SUNRISEMOUNT] SUNRISE MOUNTAIN ELEMENTARY 150 [BUILDING]						
Area: 78,368 SqFt						
Billing Period: Aug 2022						
ELECTRIC	33,880.00 kWh	115,599 KBtu	1.475 KBtu/SqFt	\$5,424.03	\$0.160 /kWh	\$0.069 /SqFt
NATURALGAS	0.00 CCF	0 KBtu	0.000 KBtu/SqFt	\$210.50	\$0.000 /CCF	\$0.003 /SqFt
SEWER	53.00 CCF			\$498.34	\$9.403 /CCF	\$0.006 /SqFt
WATER	626.00 CCF			\$2,986.95	\$4.771 /CCF	\$0.038 /SqFt
Totals:		115,599 KBtu	1.475 KBtu/SqFt	\$9,119.82		

Energy



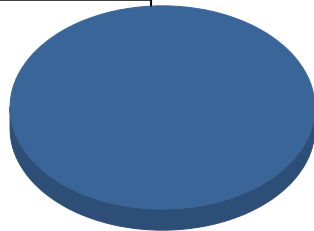
Cost



Commodity	Common Use	Energy Use	Energy Use / Area	Total Cost	Cost / Unit	Cost / Area
Place: [SUNSET-HIGH_1] TECHNOLOGY SERVICES [BUILDING]						
Area: 33,263 SqFt						
Billing Period: Aug 2022						
ELECTRIC	36,720.00 kWh	125,289 KBtu	3.767 KBtu/SqFt	\$5,258.68	\$0.143 /kWh	\$0.158 /SqFt
NATURALGAS	338.00 CCF	34,814 KBtu	1.047 KBtu/SqFt	\$633.25	\$1.874 /CCF	\$0.019 /SqFt
SEWER	34.00 CCF			\$206.58	\$6.076 /CCF	\$0.006 /SqFt
WATER	81.00 CCF			\$407.80	\$5.035 /CCF	\$0.012 /SqFt
Totals:		160,103 KBtu	4.813 KBtu/SqFt	\$6,506.31		

Energy

Natural Gas



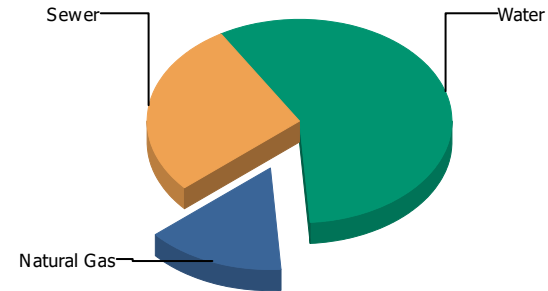
Natural Gas	100.0%
Sewer	0.0%
Water	0.0%
Total:	100.0%

Cost

Sewer

Water

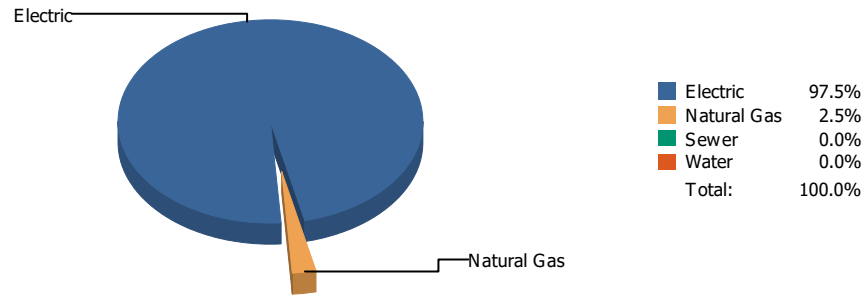
Natural Gas



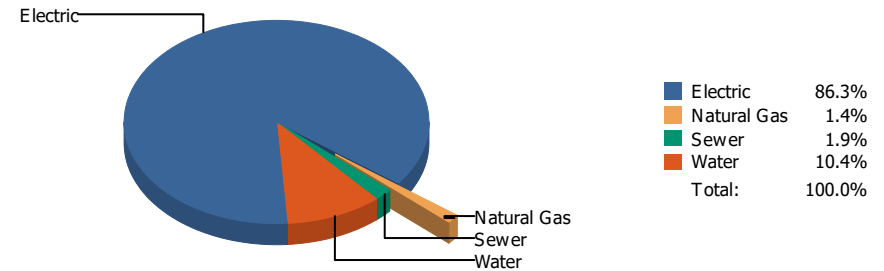
Natural Gas	14.7%
Sewer	27.8%
Water	57.5%
Total:	100.0%

Commodity	Common Use	Energy Use	Energy Use / Area	Total Cost	Cost / Unit	Cost / Area
Place: [TIPPENELEMENTARY] TIPPIN ELEMENTARY 168 [BUILDING]						
Area: 88,360 SqFt						
Billing Period: Aug 2022						
NATURALGAS	192.00 CCF	19,776 KBtu	0.224 KBtu/SqFt	\$450.83	\$2.348 /CCF	\$0.005 /SqFt
SEWER	234.00 CCF			\$852.14	\$3.642 /CCF	\$0.010 /SqFt
WATER	410.00 CCF			\$1,760.72	\$4.294 /CCF	\$0.020 /SqFt
Totals:		19,776 KBtu	0.224 KBtu/SqFt	\$3,063.69		

Energy

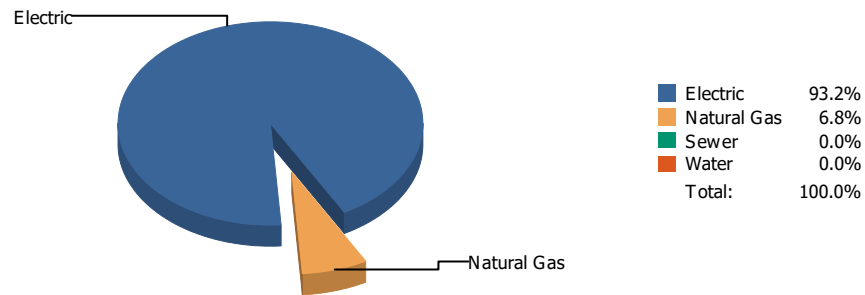


Cost

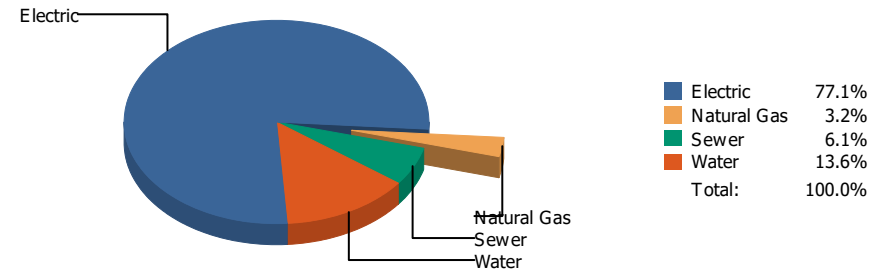


Commodity	Common Use	Energy Use	Energy Use / Area	Total Cost	Cost / Unit	Cost / Area
Place: [TOMLEA_2] TOM LEA 178 [BUILDING]						
Area: 88,828 SqFt						
Billing Period: Aug 2022						
ELECTRIC	121,360.00 kWh	414,080 KBtu	4.662 KBtu/SqFt	\$21,739.20	\$0.179 /kWh	\$0.245 /SqFt
NATURALGAS	104.00 CCF	10,712 KBtu	0.121 KBtu/SqFt	\$340.46	\$3.274 /CCF	\$0.004 /SqFt
SEWER	84.00 CCF			\$478.64	\$5.698 /CCF	\$0.005 /SqFt
WATER	445.00 CCF			\$2,622.70	\$5.894 /CCF	\$0.029 /SqFt
Totals:		424,792 KBtu	4.782 KBtu/SqFt	\$25,181.00		

Energy



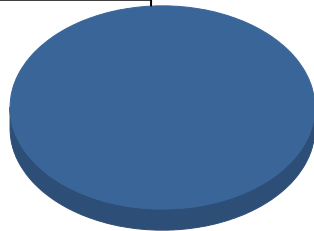
Cost



Commodity	Common Use	Energy Use	Energy Use / Area	Total Cost	Cost / Unit	Cost / Area
Place: [TORRES] TORRES 158 [BUILDING]						
Area: 59,142 SqFt						
Billing Period: Aug 2022						
ELECTRIC	65,960.00 kWh	225,056 KBtu	3.805 KBtu/SqFt	\$11,468.70	\$0.174 /kWh	\$0.194 /SqFt
NATURALGAS	160.00 CCF	16,480 KBtu	0.279 KBtu/SqFt	\$478.82	\$2.993 /CCF	\$0.008 /SqFt
SEWER	31.00 CCF			\$907.31	\$29.268 /CCF	\$0.015 /SqFt
WATER	336.00 CCF			\$2,015.71	\$5.999 /CCF	\$0.034 /SqFt
Totals:		241,536 KBtu	4.084 KBtu/SqFt	\$14,870.54		

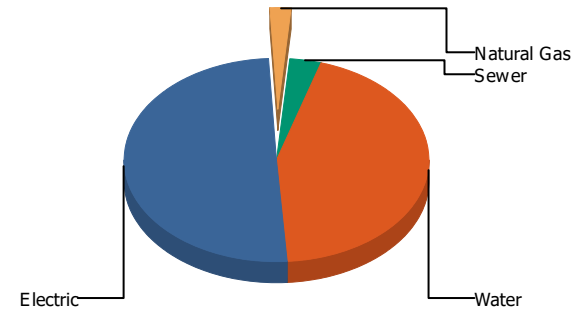
Energy

Electric



Electric	100.0%
Natural Gas	0.0%
Sewer	0.0%
Water	0.0%
Total:	100.0%

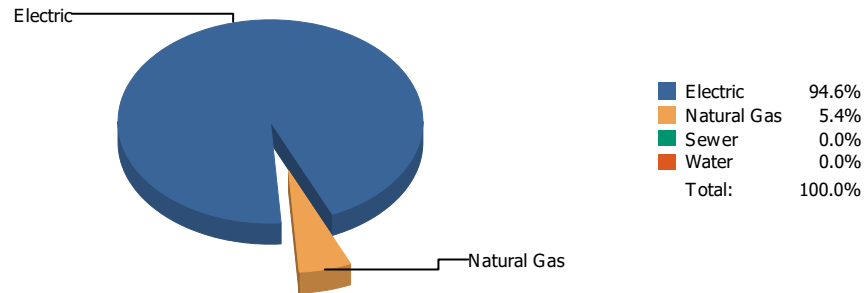
Cost



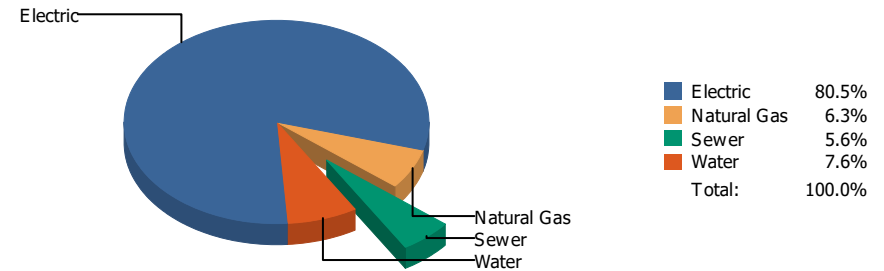
Electric	50.4%
Natural Gas	2.0%
Sewer	3.3%
Water	44.3%
Total:	100.0%

Commodity	Common Use	Energy Use	Energy Use / Area	Total Cost	Cost / Unit	Cost / Area
Place: [TRAVIS] TRAVIS 143 [BUILDING]						
Area: 78,925 SqFt						
Billing Period: Aug 2022						
ELECTRIC	31,695.00 kWh	108,143 KBtu	1.370 KBtu/SqFt	\$5,275.49	\$0.166 /kWh	\$0.067 /SqFt
NATURALGAS	0.00 CCF	0 KBtu	0.000 KBtu/SqFt	\$210.50	\$0.000 /CCF	\$0.003 /SqFt
SEWER	52.00 CCF			\$348.29	\$6.698 /CCF	\$0.004 /SqFt
WATER	837.00 CCF			\$4,634.35	\$5.537 /CCF	\$0.059 /SqFt
Totals:		108,143 KBtu	1.370 KBtu/SqFt	\$10,468.63		

Energy



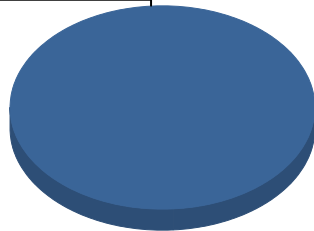
Cost



Commodity	Common Use	Energy Use	Energy Use / Area	Total Cost	Cost / Unit	Cost / Area
Place: [VILAS] VILAS 144 [BUILDING] Area: 66,992 SqFt Billing Period: Aug 2022						
ELECTRIC	49,874.00 kWh	170,170 KBtu	2.540 KBtu/SqFt	\$9,580.39	\$0.192 /kWh	\$0.143 /SqFt
NATURALGAS	95.00 CCF	9,785 KBtu	0.146 KBtu/SqFt	\$750.81	\$7.903 /CCF	\$0.011 /SqFt
SEWER	71.00 CCF			\$664.47	\$9.359 /CCF	\$0.010 /SqFt
WATER	144.00 CCF			\$901.84	\$6.263 /CCF	\$0.013 /SqFt
Totals:		179,955 KBtu	2.686 KBtu/SqFt	\$11,897.51		

Energy

Electric



Electric	100.0%
Natural Gas	0.0%
Sewer	0.0%
Water	0.0%
Total:	100.0%

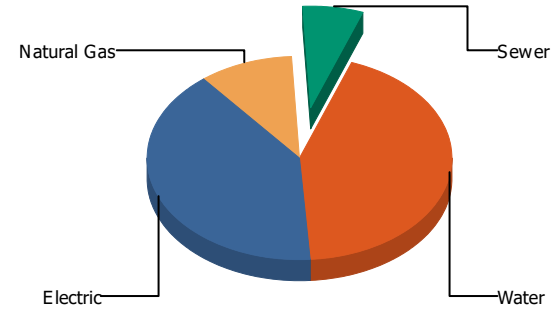
Cost

Natural Gas

Sewer

Electric

Water

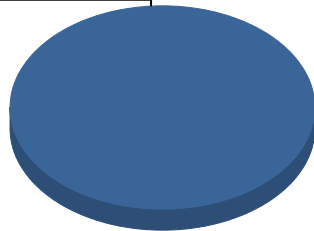


Electric	40.2%
Natural Gas	10.1%
Sewer	6.2%
Water	43.4%
Total:	100.0%

Commodity	Common Use	Energy Use	Energy Use / Area	Total Cost	Cost / Unit	Cost / Area
Place: [WAINWRIG] WAINWRIGHT 145 [BUILDING] Area: 38,227 SqFt Billing Period: Aug 2022						
ELECTRIC	13,516.00 kWh	46,117 KBtu	1.206 KBtu/SqFt	\$1,671.77	\$0.124 /kWh	\$0.044 /SqFt
NATURALGAS	0.00 CCF	0 KBtu	0.000 KBtu/SqFt	\$421.00	\$0.000 /CCF	\$0.011 /SqFt
SEWER	6.00 CCF			\$258.78	\$43.130 /CCF	\$0.007 /SqFt
WATER	253.00 CCF			\$1,805.58	\$7.137 /CCF	\$0.047 /SqFt
Totals:		46,117 KBtu	1.206 KBtu/SqFt	\$4,157.13		

Energy

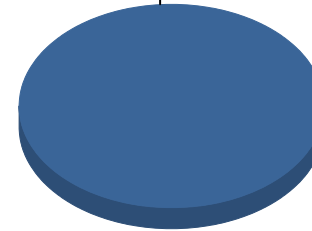
Electric



■ Electric 100.0%
Total: 100.0%

Cost

Electric

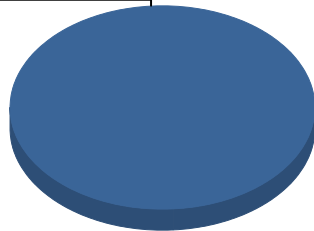


■ Electric 100.0%
Total: 100.0%

Commodity	Common Use	Energy Use	Energy Use / Area	Total Cost	Cost / Unit	Cost / Area
Place: [WESTSIDE] WESTSIDE TRANSPORTATION 951 [BUILDING]						
Area: 4,040 SqFt						
Billing Period: Aug 2022						
ELECTRIC	2,798.00 kWh	9,547 KBtu	2.363 KBtu/SqFt	\$452.94	\$0.162 /kWh	\$0.112 /SqFt
Totals:		9,547 KBtu	2.363 KBtu/SqFt	\$452.94		

Energy

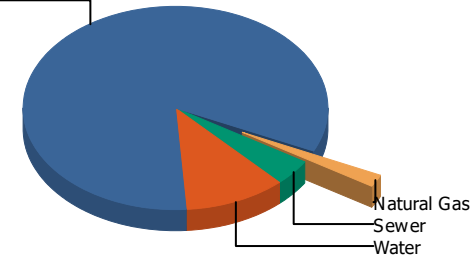
Electric



Electric	100.0%
Natural Gas	0.0%
Sewer	0.0%
Water	0.0%
Total:	100.0%

Cost

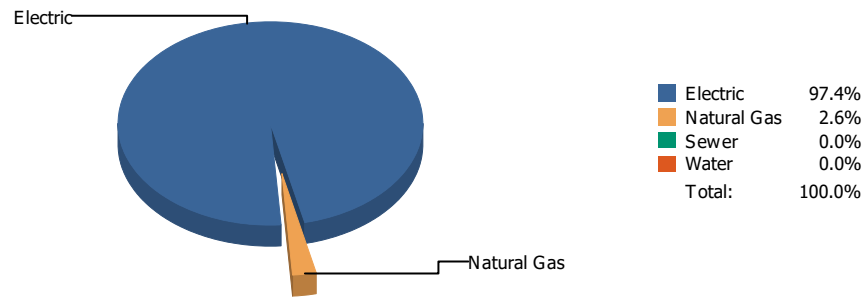
Electric



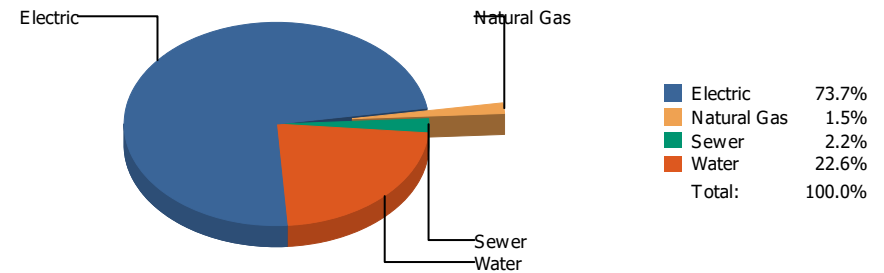
Electric	83.2%
Natural Gas	1.7%
Sewer	4.3%
Water	10.8%
Total:	100.0%

Commodity	Common Use	Energy Use	Energy Use / Area	Total Cost	Cost / Unit	Cost / Area
Place: [W-HILLS] WESTERN HILLS 146 [BUILDING]						
Area: 77,753 SqFt						
Billing Period: Aug 2022						
ELECTRIC	55,080.00 kWh	187,933 KBtu	2.417 KBtu/SqFt	\$10,113.52	\$0.184 /kWh	\$0.130 /SqFt
NATURALGAS	0.00 CCF	0 KBtu	0.000 KBtu/SqFt	\$210.50	\$0.000 /CCF	\$0.003 /SqFt
SEWER	41.00 CCF			\$517.15	\$12.613 /CCF	\$0.007 /SqFt
WATER	354.00 CCF			\$1,315.50	\$3.716 /CCF	\$0.017 /SqFt
Totals:		187,933 KBtu	2.417 KBtu/SqFt	\$12,156.67		

Energy

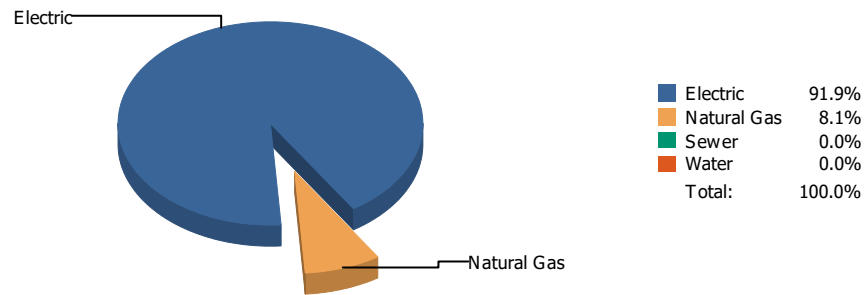


Cost

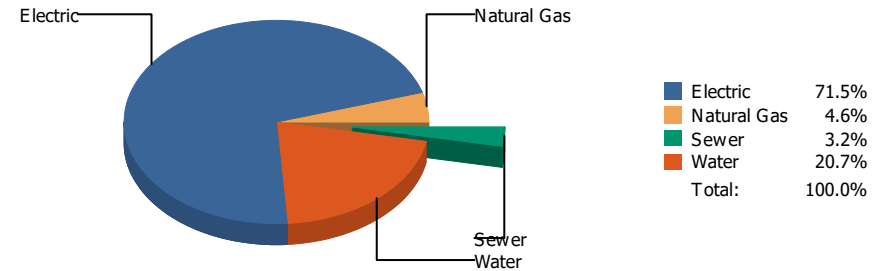


Commodity	Common Use	Energy Use	Energy Use / Area	Total Cost	Cost / Unit	Cost / Area
Place: [WHITAKER] WHITAKER 153 [BUILDING]						
Area: 89,458 SqFt						
Billing Period: Aug 2022						
ELECTRIC	106,560.00 kWh	363,583 KBtu	4.064 KBtu/SqFt	\$16,107.30	\$0.151 /kWh	\$0.180 /SqFt
NATURALGAS	95.00 CCF	9,785 KBtu	0.109 KBtu/SqFt	\$329.21	\$3.465 /CCF	\$0.004 /SqFt
SEWER	33.00 CCF			\$473.57	\$14.351 /CCF	\$0.005 /SqFt
WATER	1,311.00 CCF			\$4,946.27	\$3.773 /CCF	\$0.055 /SqFt
Totals:		373,368 KBtu	4.174 KBtu/SqFt	\$21,856.35		

Energy

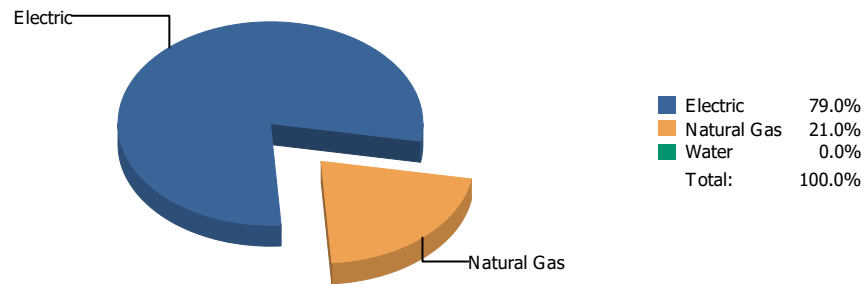


Cost

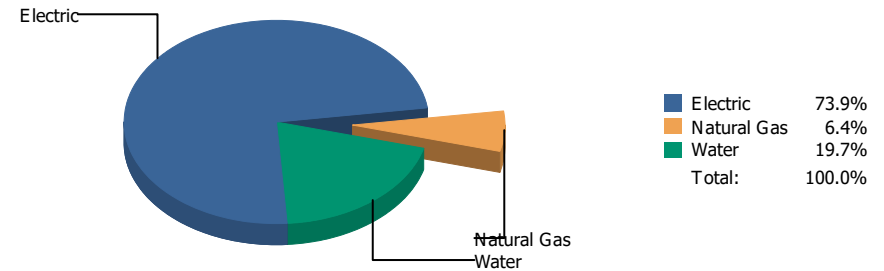


Commodity	Common Use	Energy Use	Energy Use / Area	Total Cost	Cost / Unit	Cost / Area
Place: [WHITE] ZACH WHITE ELEMENTARY NEW-1997 [BUILDING]						
Area: 92,458 SqFt						
Billing Period: Aug 2022						
ELECTRIC	54,900.00 kWh	187,319 KBtu	2.026 KBtu/SqFt	\$9,694.76	\$0.177 /kWh	\$0.105 /SqFt
NATURALGAS	160.00 CCF	16,480 KBtu	0.178 KBtu/SqFt	\$620.44	\$3.878 /CCF	\$0.007 /SqFt
SEWER	77.00 CCF			\$435.57	\$5.657 /CCF	\$0.005 /SqFt
WATER	710.00 CCF			\$2,810.96	\$3.959 /CCF	\$0.030 /SqFt
Totals:		203,799 KBtu	2.204 KBtu/SqFt	\$13,561.73		

Energy

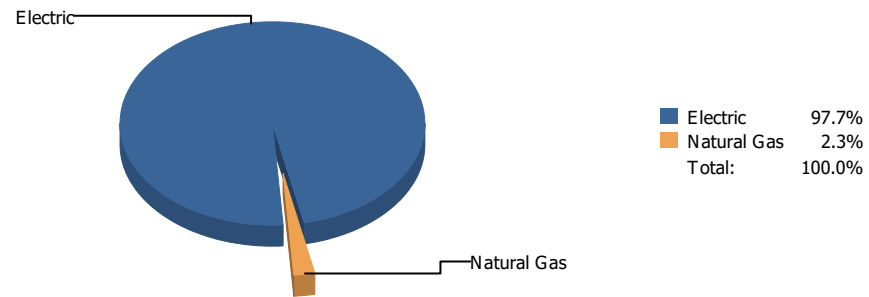


Cost

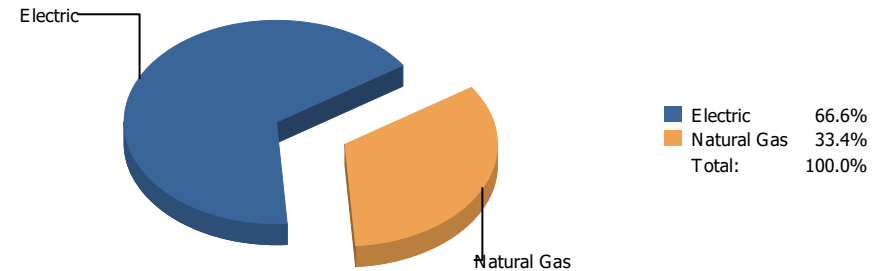


Commodity	Common Use	Energy Use	Energy Use / Area	Total Cost	Cost / Unit	Cost / Area
Place: [WIGGS] WIGGS 052 [BUILDING] Area: 110,689 SqFt Billing Period: Aug 2022						
ELECTRIC	34,320.00 kWh	117,100 KBtu	1.058 KBtu/SqFt	\$6,761.53	\$0.197 /kWh	\$0.061 /SqFt
NATURALGAS	302.00 CCF	31,106 KBtu	0.281 KBtu/SqFt	\$587.91	\$1.947 /CCF	\$0.005 /SqFt
WATER	428.00 CCF			\$1,805.22	\$4.218 /CCF	\$0.016 /SqFt
Totals:		148,206 KBtu	1.339 KBtu/SqFt	\$9,154.66		

Energy

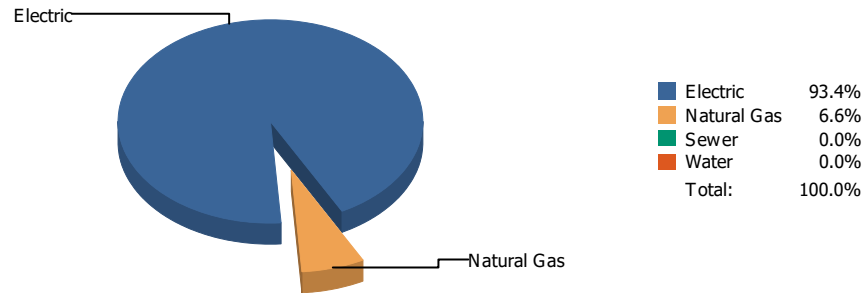


Cost

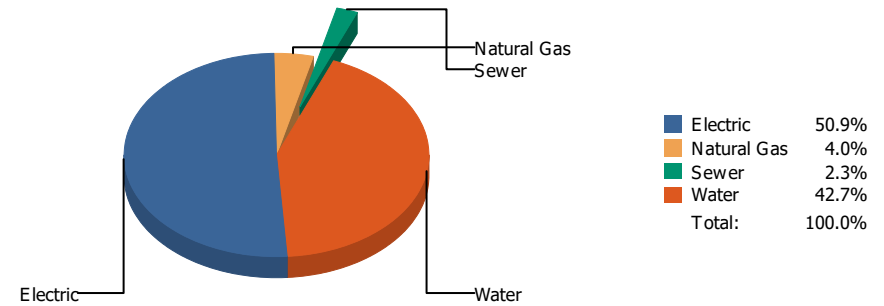


Commodity	Common Use	Energy Use	Energy Use / Area	Total Cost	Cost / Unit	Cost / Area
Place: [ZANEGREYWAREHOUSE] ZANE GREY WAREHOUSE [BUILDING]						
Area: 0 SqFt						
Billing Period: Aug 2022						
ELECTRIC	1,296.00 kWh	4,422 KBtu		\$423.22	\$0.327 /kWh	
NATURALGAS	1.00 CCF	103 KBtu		\$211.91	\$211.910 /CCF	
Totals:		4,525 KBtu		\$635.13		

Energy



Cost



Commodity	Common Use	Energy Use	Energy Use / Area	Total Cost	Cost / Unit	Cost / Area
Place: [ZAVALA] ZAVALA 148 [BUILDING] Area: 53,356 SqFt Billing Period: Aug 2022						
ELECTRIC	25,546.00 kWh	87,163 KBtu	1.634 KBtu/SqFt	\$4,510.27	\$0.177 /kWh	\$0.085 /SqFt
NATURALGAS	60.00 CCF	6,180 KBtu	0.116 KBtu/SqFt	\$353.85	\$5.898 /CCF	\$0.007 /SqFt
SEWER	34.00 CCF			\$206.58	\$6.076 /CCF	\$0.004 /SqFt
WATER	547.00 CCF			\$3,782.69	\$6.915 /CCF	\$0.071 /SqFt
Totals:		93,343 KBtu	1.749 KBtu/SqFt	\$8,853.39		

Requested by: eagarci2

Client version:

Report version: 9

Filters: Meters in Building Name: Not one of ZACH WHITE MODULAR SCHOOL 147;START SCHOOL EARLY 1 DAY VALUE;STADIUM RATE CHANGES;SKY PARK IB1;SKY PARK I 200;SKY PARK;ROOSEVELT 137;REMCON COTTAGES;PARKDALE COTTAGES 957;NORTHEAST BOOK DEPOSITORY 814;NEW COMPUTERS SINCE JUNE 1990;Lighting;HERCULES COTTAGES 141A;CANYON HILLS PORTABLES;Butterfield Trail Warehouse;BRANON COTTAGES 955 ;BLUE FLAME BLDG.;BARCELONA COTTAGES;ALL REFUNDS AND REBATES; ; Bill is Void Equals 0; Account is Active Equals 1; Bill is from External Vendor Equals 1; ; Billing Period Equals Aug 2022

Record count: 0