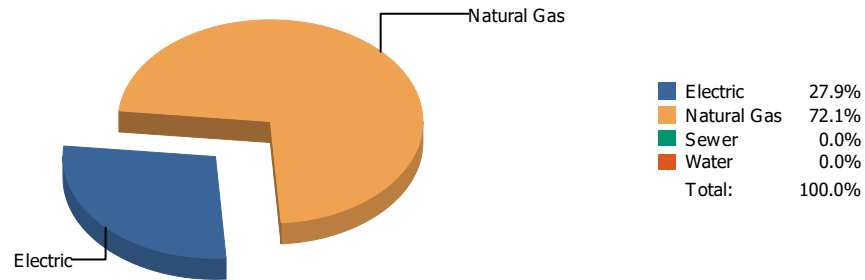
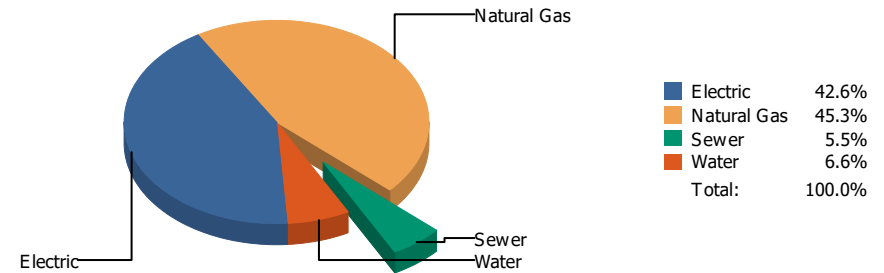


Energy



Cost

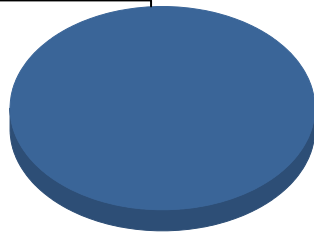


Commodity	Common Use	Energy Use	Energy Use / Area	Total Cost	Cost / Unit	Cost / Area
Place Summary Report						
Area: 10,187,642 SqFt						
Billing Period: Feb 2023						
ELECTRIC	4,628,509.00 kWh	15,792,473 KBtu	1.469 KBtu/SqFt	\$526,589.85	\$0.114 /kWh	\$0.049 /SqFt
NATURALGAS	396,140.00 CCF	40,802,420 KBtu	3.843 KBtu/SqFt	\$559,937.21	\$1.413 /CCF	\$0.053 /SqFt
SEWER	13,166.00 CCF			\$67,961.51	\$5.162 /CCF	\$0.006 /SqFt
WATER	14,023.00 CCF			\$82,149.23	\$5.858 /CCF	\$0.008 /SqFt
Totals:		56,594,893 KBtu	5.312 KBtu/SqFt	\$1,236,637.80		

* Please note per area calculations only include buildings with a floor area greater than 0.

Energy

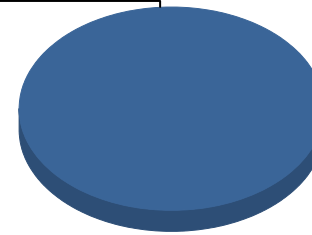
Electric



■ Electric 100.0%
Total: 100.0%

Cost

Electric



■ Electric 100.0%
Total: 100.0%

Commodity	Common Use	Energy Use	Energy Use / Area	Total Cost	Cost / Unit	Cost / Area
Place: [ALAMO] ALAMO 101 [BUILDING] Area: 58,978 SqFt Billing Period: Feb 2023						
ELECTRIC	3,500.00 kWh	11,942 KBtu	0.202 KBtu/SqFt	\$347.23	\$0.099 /kWh	\$0.006 /SqFt
Totals:		11,942 KBtu	0.202 KBtu/SqFt	\$347.23		

Energy

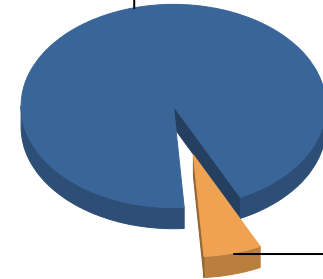
Electric



■ Electric 100.0%
 ■ Water 0.0%
 Total: 100.0%

Cost

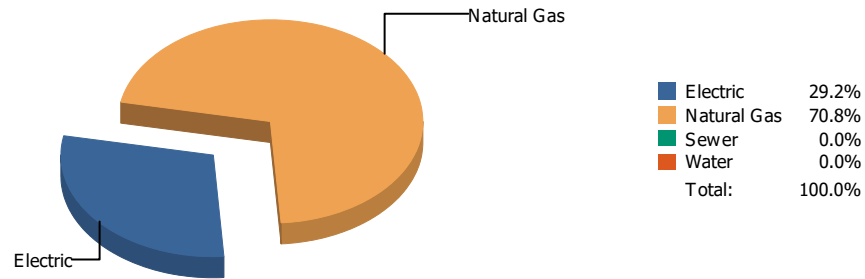
Electric



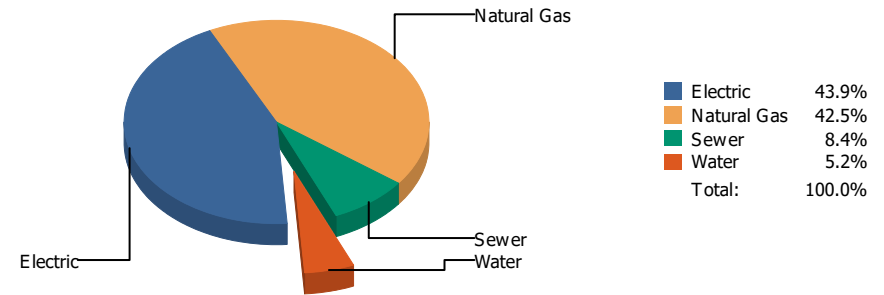
■ Electric 93.8%
 ■ Water 6.2%
 Total: 100.0%

Commodity	Common Use	Energy Use	Energy Use / Area	Total Cost	Cost / Unit	Cost / Area
Place: [ALTA] ALTA VISTA 102 [BUILDING]						
Area: 68,463 SqFt						
Billing Period: Feb 2023						
ELECTRIC	4,350.00 kWh	14,842 KBtu	0.217 KBtu/SqFt	\$435.98	\$0.100 /kWh	\$0.006 /SqFt
WATER	0.00 CCF			\$28.61	\$0.000 /CCF	\$0.000 /SqFt
Totals:		14,842 KBtu	0.217 KBtu/SqFt	\$464.59		

Energy

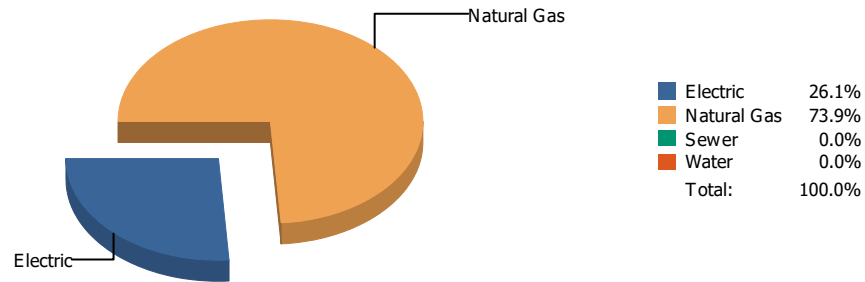


Cost

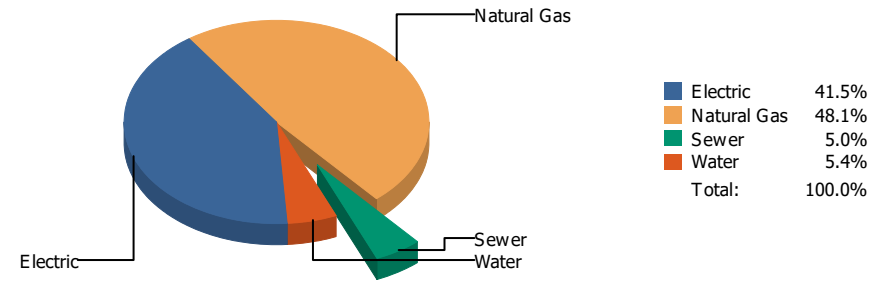


Commodity	Common Use	Energy Use	Energy Use / Area	Total Cost	Cost / Unit	Cost / Area
Place: [ADDRESS] ADDRESS 001 [BUILDING]						
Area: 266,968 SqFt						
Billing Period: Feb 2023						
ELECTRIC	142,878.00 kWh	487,500 KBtu	1.826 KBtu/SqFt	\$17,960.18	\$0.126 /kWh	\$0.067 /SqFt
NATURALGAS	11,474.00 CCF	1,181,822 KBtu	4.427 KBtu/SqFt	\$17,392.02	\$1.516 /CCF	\$0.065 /SqFt
SEWER	933.00 CCF			\$3,422.77	\$3.669 /CCF	\$0.013 /SqFt
WATER	379.00 CCF			\$2,106.08	\$5.557 /CCF	\$0.008 /SqFt
Totals:		1,669,322 KBtu	6.253 KBtu/SqFt	\$40,881.05		

Energy

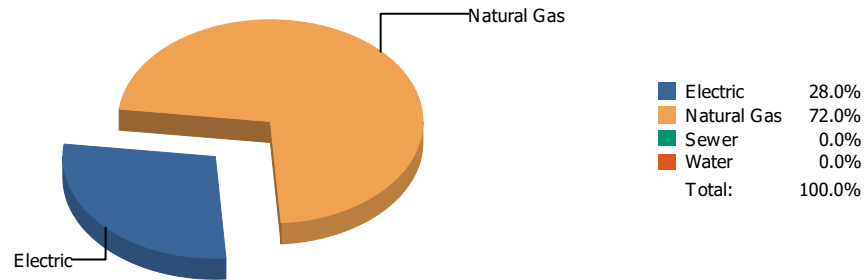


Cost

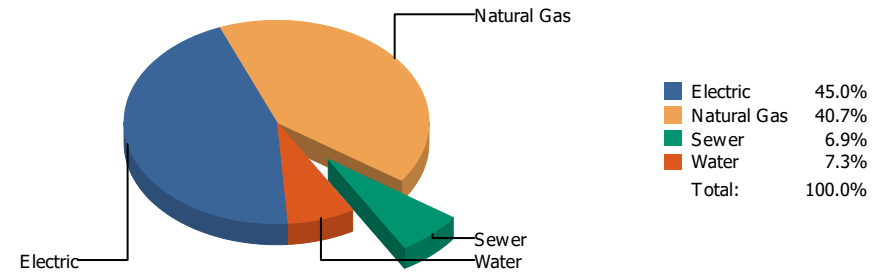


Commodity	Common Use	Energy Use	Energy Use / Area	Total Cost	Cost / Unit	Cost / Area
Place: [AOY] AOY 103 [BUILDING]						
Area: 105,486 SqFt						
Billing Period: Feb 2023						
ELECTRIC	44,436.00 kWh	151,616 KBtu	1.437 KBtu/SqFt	\$5,064.96	\$0.114 /kWh	\$0.048 /SqFt
NATURALGAS	4,158.00 CCF	428,274 KBtu	4.060 KBtu/SqFt	\$5,875.46	\$1.413 /CCF	\$0.056 /SqFt
SEWER	39.00 CCF			\$609.06	\$15.617 /CCF	\$0.006 /SqFt
WATER	52.00 CCF			\$660.81	\$12.708 /CCF	\$0.006 /SqFt
Totals:		579,890 KBtu	5.497 KBtu/SqFt	\$12,210.29		

Energy

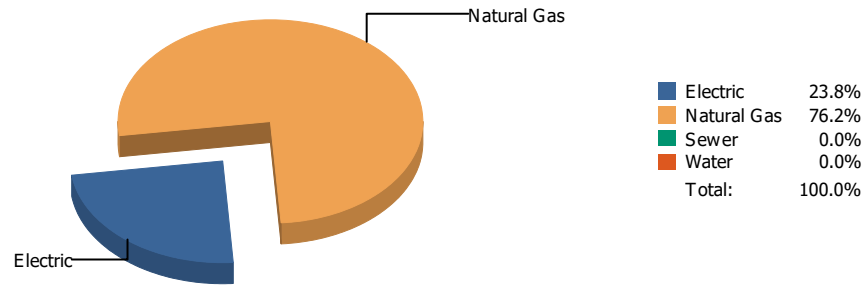


Cost

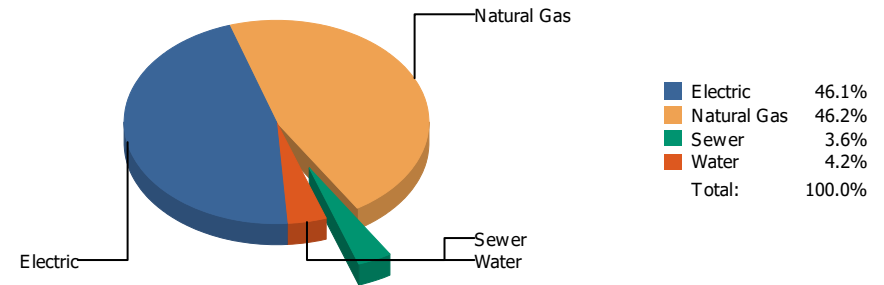


Commodity	Common Use	Energy Use	Energy Use / Area	Total Cost	Cost / Unit	Cost / Area
Place: [AUSTIN] AUSTIN 002 [BUILDING] Area: 269,216 SqFt Billing Period: Feb 2023						
ELECTRIC	102,253.00 kWh	348,887 KBtu	1.296 KBtu/SqFt	\$13,414.82	\$0.131 /kWh	\$0.049 /SqFt
NATURALGAS	8,726.00 CCF	898,778 KBtu	3.339 KBtu/SqFt	\$12,132.74	\$1.390 /CCF	\$0.045 /SqFt
SEWER	348.00 CCF			\$2,062.40	\$5.926 /CCF	\$0.008 /SqFt
WATER	333.00 CCF			\$2,184.56	\$6.560 /CCF	\$0.008 /SqFt
Totals:		1,247,665 KBtu	4.634 KBtu/SqFt	\$29,794.52		

Energy

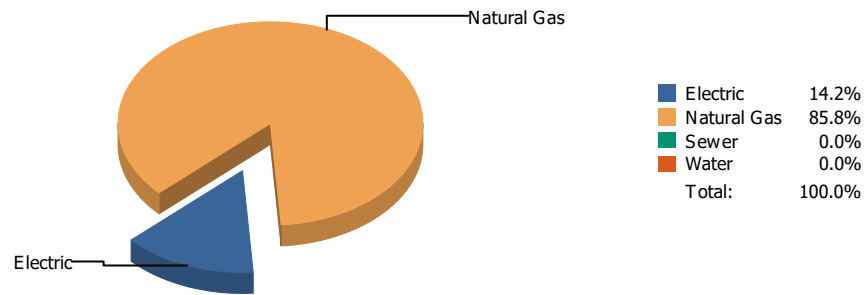


Cost

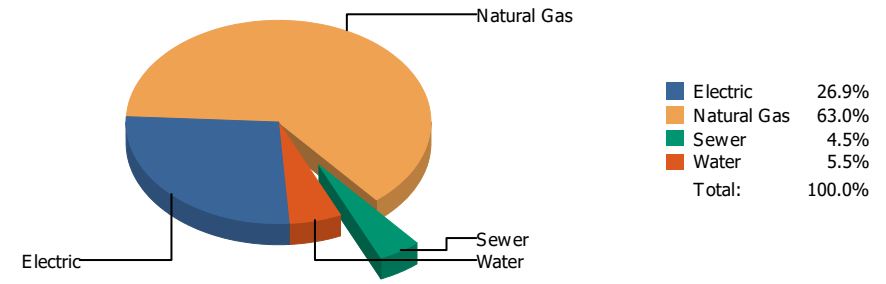


Commodity	Common Use	Energy Use	Energy Use / Area	Total Cost	Cost / Unit	Cost / Area
Place: [BARRONELEMENTARY] BARRON ELEMENTARY 165 [BUILDING]						
Area: 87,818 SqFt						
Billing Period: Feb 2023						
ELECTRIC	50,224.00 kWh	171,364 KBtu	1.951 KBtu/SqFt	\$7,163.89	\$0.143 /kWh	\$0.081 /SqFt
NATURALGAS	5,323.00 CCF	548,269 KBtu	6.243 KBtu/SqFt	\$7,186.10	\$1.350 /CCF	\$0.082 /SqFt
SEWER	39.00 CCF			\$557.70	\$14.300 /CCF	\$0.006 /SqFt
WATER	35.00 CCF			\$646.17	\$18.462 /CCF	\$0.007 /SqFt
Totals:		719,633 KBtu	8.195 KBtu/SqFt	\$15,553.86		

Energy



Cost



Commodity	Common Use	Energy Use	Energy Use / Area	Total Cost	Cost / Unit	Cost / Area
Place: [BASSETT] BASSETT 049 [BUILDING]						
Area: 174,250 SqFt						
Billing Period: Feb 2023						
ELECTRIC	78,000.00 kWh	266,136 KBtu	1.527 KBtu/SqFt	\$9,101.34	\$0.117 /kWh	\$0.052 /SqFt
NATURALGAS	15,663.00 CCF	1,613,289 KBtu	9.258 KBtu/SqFt	\$21,276.80	\$1.358 /CCF	\$0.122 /SqFt
SEWER	508.00 CCF			\$1,534.40	\$3.020 /CCF	\$0.009 /SqFt
WATER	592.00 CCF			\$1,869.00	\$3.157 /CCF	\$0.011 /SqFt
Totals:		1,879,425 KBtu	10.786 KBtu/SqFt	\$33,781.54		

Energy

Electric



■ Electric 100.0%
Total: 100.0%

Cost

Electric



■ Electric 100.0%
Total: 100.0%

Commodity	Common Use	Energy Use	Energy Use / Area	Total Cost	Cost / Unit	Cost / Area
Place: [BEALL] BEALL 104 [BUILDING] Area: 74,454 SqFt Billing Period: Feb 2023						
ELECTRIC	1,617.00 kWh	5,517 KBtu	0.074 KBtu/SqFt	\$219.68	\$0.136 /kWh	\$0.003 /SqFt
Totals:		5,517 KBtu	0.074 KBtu/SqFt	\$219.68		

Energy

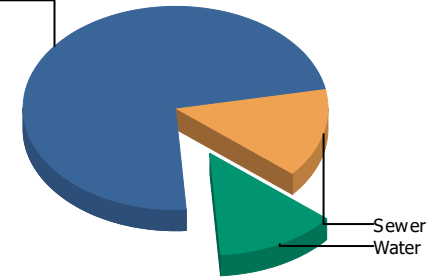
Electric



Electric 100.0%
Sewer 0.0%
Water 0.0%
Total: 100.0%

Cost

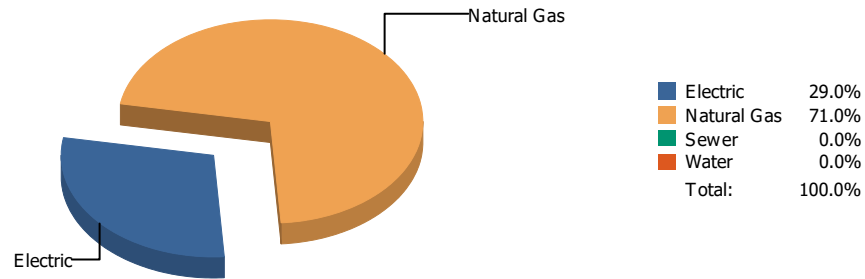
Electric



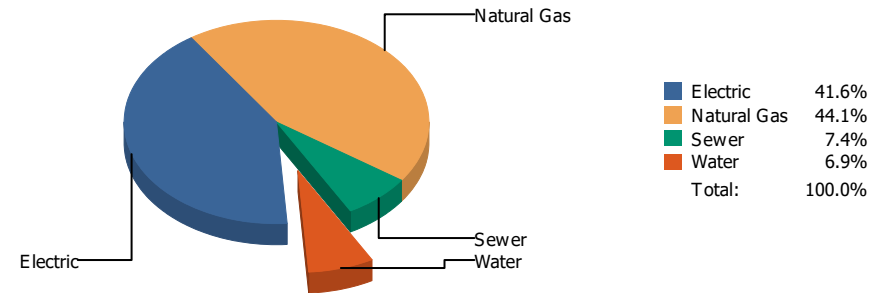
Electric 73.1%
Sewer 14.2%
Water 12.7%
Total: 100.0%

Commodity	Common Use	Energy Use	Energy Use / Area	Total Cost	Cost / Unit	Cost / Area
Place: [BLISS] BLISS 105 [BUILDING]						
Area: 78,820 SqFt						
Billing Period: Feb 2023						
ELECTRIC	21,963.00 kWh	74,938 KBtu	0.951 KBtu/SqFt	\$2,590.21	\$0.118 /kWh	\$0.033 /SqFt
SEWER	94.00 CCF			\$503.54	\$5.357 /CCF	\$0.006 /SqFt
WATER	72.00 CCF			\$450.73	\$6.260 /CCF	\$0.006 /SqFt
Totals:		74,938 KBtu	0.951 KBtu/SqFt	\$3,544.48		

Energy



Cost



Commodity	Common Use	Energy Use	Energy Use / Area	Total Cost	Cost / Unit	Cost / Area
Place: [BOBBY_JOE_HILL] BOBBY JOE HILL 059 [BUILDING]						
Area: 0 SqFt						
Billing Period: Feb 2023						
ELECTRIC	48,318.00 kWh	164,861 KBtu		\$5,521.33	\$0.114 /kWh	
NATURALGAS	3,914.00 CCF	403,142 KBtu		\$5,842.75	\$1.493 /CCF	
SEWER	118.00 CCF			\$978.36	\$8.291 /CCF	
WATER	112.00 CCF			\$916.67	\$8.185 /CCF	
Totals:		568,003 KBtu		\$13,259.11		

Energy

Electric



Electric 100.0%
 Sewer 0.0%
 Water 0.0%
 Total: 100.0%

Cost



Electric 35.1%
 Sewer 45.5%
 Water 19.4%
 Total: 100.0%

Commodity	Common Use	Energy Use	Energy Use / Area	Total Cost	Cost / Unit	Cost / Area
Place: [BOND_2] BOND 160 [BUILDING]						
Area: 89,988 SqFt						
Billing Period: Feb 2023						
ELECTRIC	4,260.00 kWh	14,535 KBtu	0.162 KBtu/SqFt	\$490.33	\$0.115 /kWh	\$0.005 /SqFt
SEWER	98.00 CCF			\$635.42	\$6.484 /CCF	\$0.007 /SqFt
WATER	17.00 CCF			\$271.24	\$15.955 /CCF	\$0.003 /SqFt
Totals:		14,535 KBtu	0.162 KBtu/SqFt	\$1,396.99		

Energy

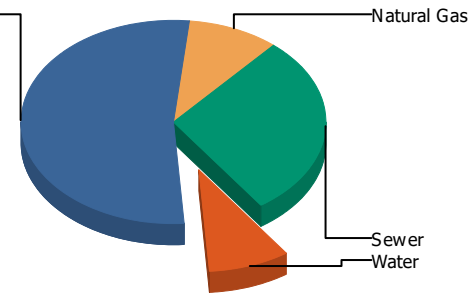
Electric



Electric	100.0%
Natural Gas	0.0%
Sewer	0.0%
Water	0.0%
Total:	100.0%

Cost

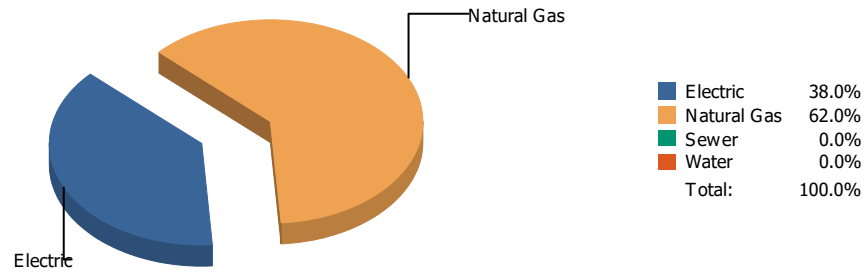
Electric



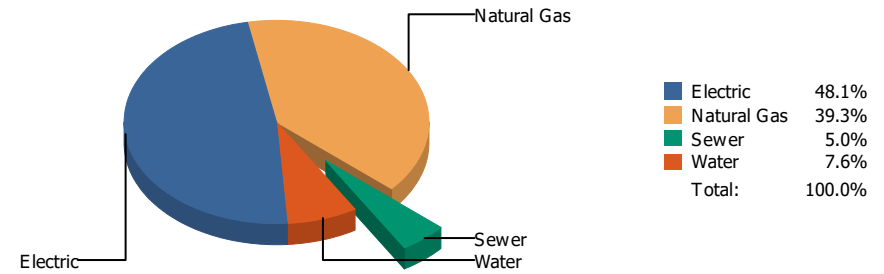
Electric	52.7%
Natural Gas	9.6%
Sewer	29.0%
Water	8.6%
Total:	100.0%

Commodity	Common Use	Energy Use	Energy Use / Area	Total Cost	Cost / Unit	Cost / Area
Place: [BONHAM] BONHAM 106 [BUILDING]						
Area: 53,522 SqFt						
Billing Period: Feb 2023						
ELECTRIC	8,913.00 kWh	30,411 KBtu	0.568 KBtu/SqFt	\$1,175.20	\$0.132 /kWh	\$0.022 /SqFt
NATURALGAS	0.00 CCF	0 KBtu	0.000 KBtu/SqFt	\$215.04	\$0.000 /CCF	\$0.004 /SqFt
SEWER	172.00 CCF			\$647.09	\$3.762 /CCF	\$0.012 /SqFt
WATER	14.00 CCF			\$191.08	\$13.649 /CCF	\$0.004 /SqFt
Totals:		30,411 KBtu	0.568 KBtu/SqFt	\$2,228.41		

Energy

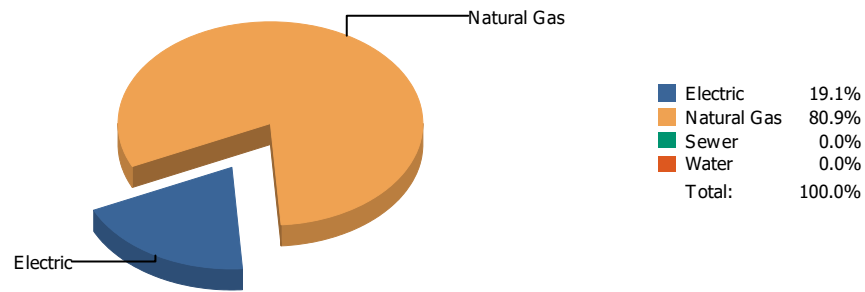


Cost

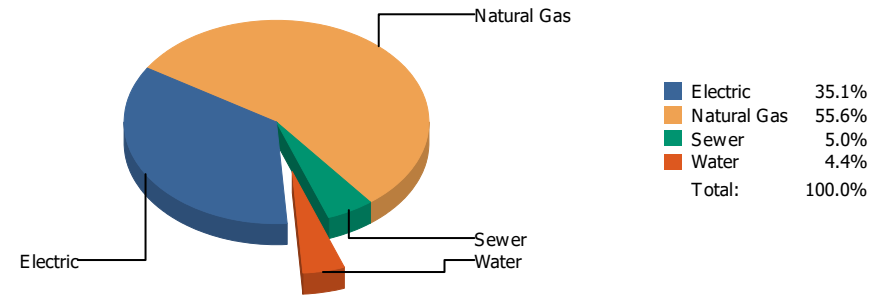


Commodity	Common Use	Energy Use	Energy Use / Area	Total Cost	Cost / Unit	Cost / Area
Place: [BOWIE] BOWIE 003 [BUILDING]						
Area: 282,931 SqFt						
Billing Period: Feb 2023						
ELECTRIC	187,836.00 kWh	640,896 KBtu	2.265 KBtu/SqFt	\$16,827.65	\$0.090 /kWh	\$0.059 /SqFt
NATURALGAS	10,161.00 CCF	1,046,583 KBtu	3.699 KBtu/SqFt	\$13,737.04	\$1.352 /CCF	\$0.049 /SqFt
SEWER	377.00 CCF			\$1,745.19	\$4.629 /CCF	\$0.006 /SqFt
WATER	697.00 CCF			\$2,662.62	\$3.820 /CCF	\$0.009 /SqFt
Totals:		1,687,479 KBtu	5.964 KBtu/SqFt	\$34,972.50		

Energy

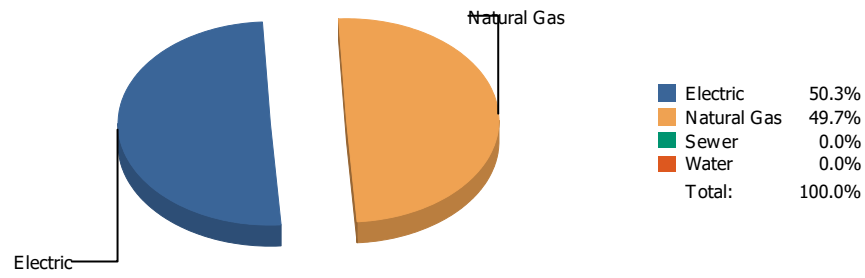


Cost

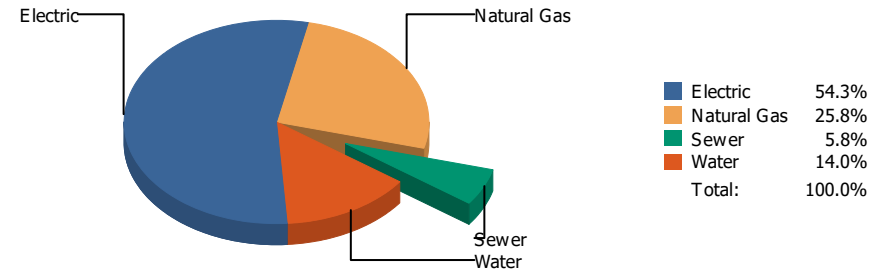


Commodity	Common Use	Energy Use	Energy Use / Area	Total Cost	Cost / Unit	Cost / Area
Place: [BROWN] BROWN MIDDLE SCHOOL 056 [BUILDING]						
Area: 173,263 SqFt						
Billing Period: Feb 2023						
ELECTRIC	62,400.00 kWh	212,909 KBtu	1.229 KBtu/SqFt	\$7,406.09	\$0.119 /kWh	\$0.043 /SqFt
NATURALGAS	8,746.00 CCF	900,838 KBtu	5.199 KBtu/SqFt	\$11,728.97	\$1.341 /CCF	\$0.068 /SqFt
SEWER	254.00 CCF			\$1,047.52	\$4.124 /CCF	\$0.006 /SqFt
WATER	174.00 CCF			\$927.68	\$5.331 /CCF	\$0.005 /SqFt
Totals:		1,113,747 KBtu	6.428 KBtu/SqFt	\$21,110.26		

Energy



Cost



Commodity	Common Use	Energy Use	Energy Use / Area	Total Cost	Cost / Unit	Cost / Area
Place: [BURGES] BURGES 004 [BUILDING]						
Area: 241,219 SqFt						
Billing Period: Feb 2023						
ELECTRIC	121,022.00 kWh	412,927 KBtu	1.712 KBtu/SqFt	\$13,706.83	\$0.113 /kWh	\$0.056 /SqFt
NATURALGAS	3,964.00 CCF	408,292 KBtu	1.693 KBtu/SqFt	\$6,507.99	\$1.642 /CCF	\$0.027 /SqFt
SEWER	187.00 CCF			\$1,474.87	\$7.887 /CCF	\$0.006 /SqFt
WATER	461.00 CCF			\$3,534.55	\$7.667 /CCF	\$0.014 /SqFt
Totals:		821,219 KBtu	3.404 KBtu/SqFt	\$25,224.24		

Energy

Electric



■ Electric 100.0%
Total: 100.0%

Cost

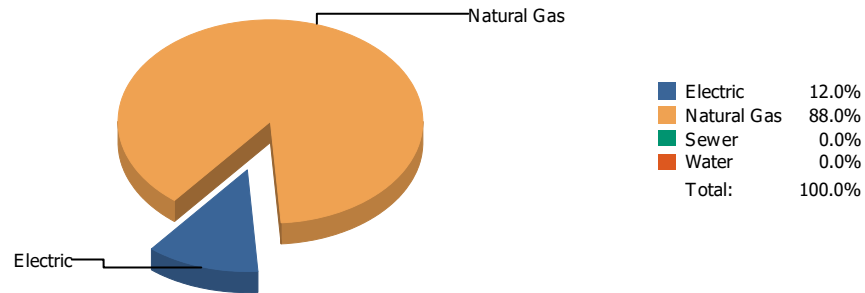
Electric



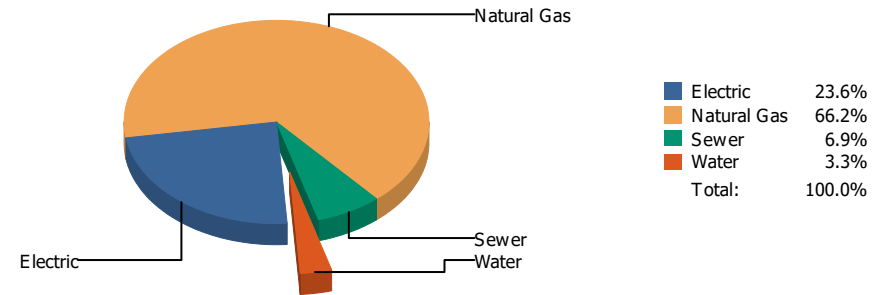
■ Electric 100.0%
Total: 100.0%

Commodity	Common Use	Energy Use	Energy Use / Area	Total Cost	Cost / Unit	Cost / Area
Place: [BURLESON] BURLESON 107 [BUILDING]						
Area: 73,772 SqFt						
Billing Period: Feb 2023						
ELECTRIC	2,584.00 kWh	8,817 KBtu	0.120 KBtu/SqFt	\$332.30	\$0.129 /kWh	\$0.004 /SqFt
Totals:		8,817 KBtu	0.120 KBtu/SqFt	\$332.30		

Energy

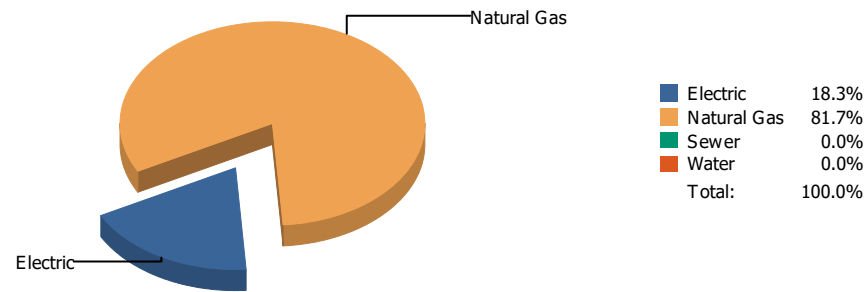


Cost

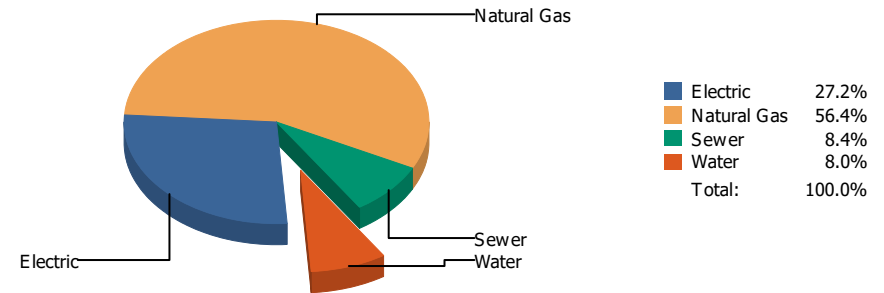


Commodity	Common Use	Energy Use	Energy Use / Area	Total Cost	Cost / Unit	Cost / Area
Place: [BURNET] BURNET 108 [BUILDING]						
Area: 50,520 SqFt						
Billing Period: Feb 2023						
ELECTRIC	12,873.00 kWh	43,923 KBtu	0.869 KBtu/SqFt	\$1,617.51	\$0.126 /kWh	\$0.032 /SqFt
NATURALGAS	3,116.00 CCF	320,948 KBtu	6.353 KBtu/SqFt	\$4,531.57	\$1.454 /CCF	\$0.090 /SqFt
SEWER	92.00 CCF			\$472.92	\$5.140 /CCF	\$0.009 /SqFt
WATER	25.00 CCF			\$224.62	\$8.985 /CCF	\$0.004 /SqFt
Totals:		364,871 KBtu	7.222 KBtu/SqFt	\$6,846.62		

Energy

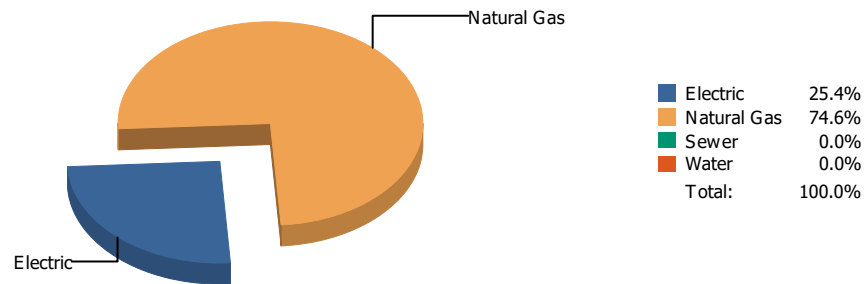


Cost

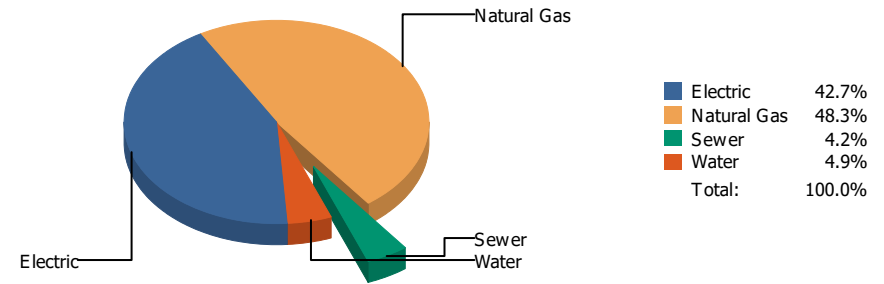


Commodity	Common Use	Energy Use	Energy Use / Area	Total Cost	Cost / Unit	Cost / Area
Place: [CANYON-HILLS] CANYON HILLS 043 [BUILDING]						
Area: 133,149 SqFt						
Billing Period: Feb 2023						
ELECTRIC	35,560.00 kWh	121,331 KBtu	0.911 KBtu/SqFt	\$3,516.24	\$0.099 /kWh	\$0.026 /SqFt
NATURALGAS	5,245.00 CCF	540,235 KBtu	4.057 KBtu/SqFt	\$7,299.37	\$1.392 /CCF	\$0.055 /SqFt
SEWER	102.00 CCF			\$1,084.10	\$10.628 /CCF	\$0.008 /SqFt
WATER	66.00 CCF			\$1,037.49	\$15.720 /CCF	\$0.008 /SqFt
Totals:		661,566 KBtu	4.969 KBtu/SqFt	\$12,937.20		

Energy

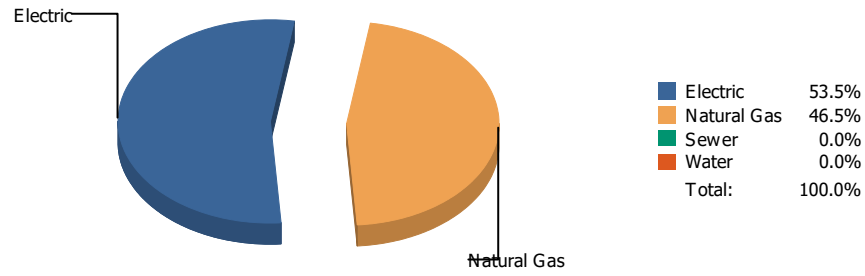


Cost

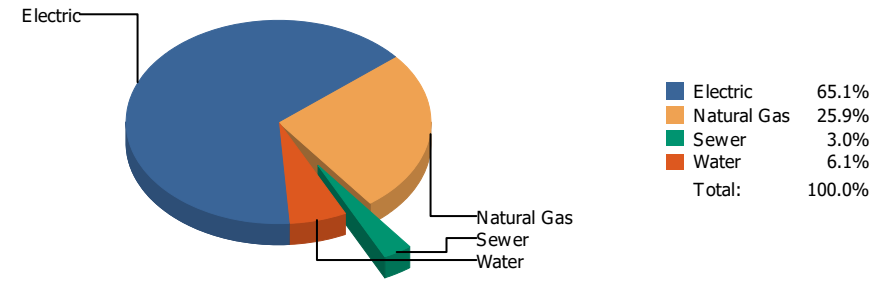


Commodity	Common Use	Energy Use	Energy Use / Area	Total Cost	Cost / Unit	Cost / Area
Place: [CAREER] CAREER AND TECHNOLOGY [BUILDING]						
Area: 146,485 SqFt						
Billing Period: Feb 2023						
ELECTRIC	48,040.00 kWh	163,912 KBtu	1.119 KBtu/SqFt	\$5,633.72	\$0.117 /kWh	\$0.038 /SqFt
NATURALGAS	4,680.00 CCF	482,040 KBtu	3.291 KBtu/SqFt	\$6,376.02	\$1.362 /CCF	\$0.044 /SqFt
SEWER	76.00 CCF			\$555.61	\$7.311 /CCF	\$0.004 /SqFt
WATER	96.00 CCF			\$641.03	\$6.677 /CCF	\$0.004 /SqFt
Totals:		645,952 KBtu	4.410 KBtu/SqFt	\$13,206.38		

Energy



Cost



Commodity	Common Use	Energy Use	Energy Use / Area	Total Cost	Cost / Unit	Cost / Area
Place: [CENTRAL_OFFICE_STANTON] CENTRAL OFFICE STANTON [BUILDING]						
Area: 131,287 SqFt						
Billing Period: Feb 2023						
ELECTRIC	100,971.00 kWh	344,513 KBtu	2.624 KBtu/SqFt	\$10,837.57	\$0.107 /kWh	\$0.082 /SqFt
NATURALGAS	2,904.00 CCF	299,112 KBtu	2.278 KBtu/SqFt	\$4,307.14	\$1.483 /CCF	\$0.033 /SqFt
SEWER	32.00 CCF			\$494.74	\$15.461 /CCF	\$0.004 /SqFt
WATER	56.00 CCF			\$1,012.45	\$18.079 /CCF	\$0.008 /SqFt
Totals:		643,625 KBtu	4.902 KBtu/SqFt	\$16,651.90		

Energy

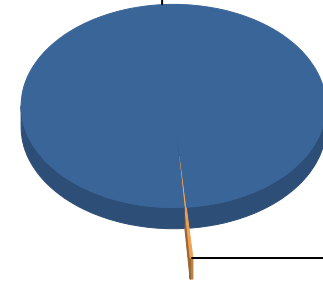
Electric



■ Electric 100.0%
 ■ Water 0.0%
 Total: 100.0%

Cost

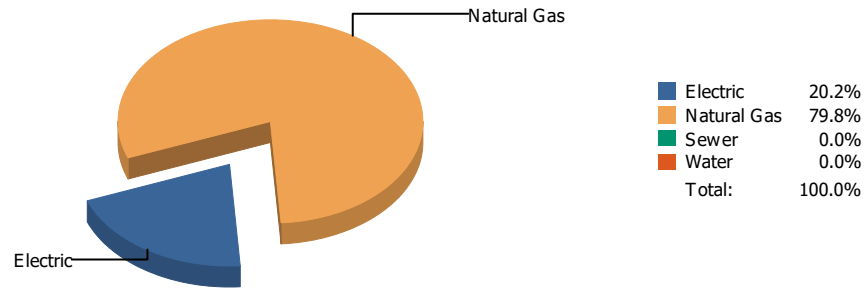
Electric



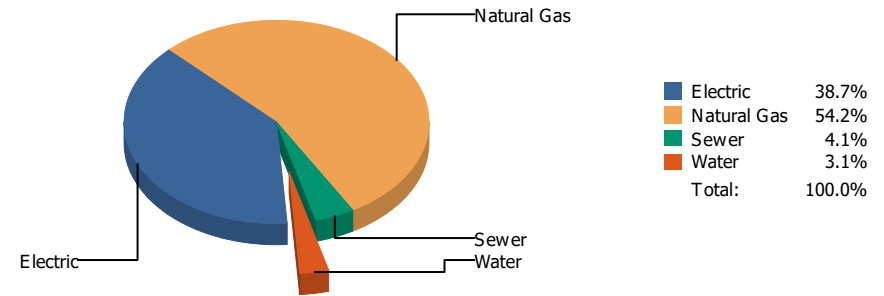
■ Electric 99.7%
 ■ Water 0.3%
 Total: 100.0%

Commodity	Common Use	Energy Use	Energy Use / Area	Total Cost	Cost / Unit	Cost / Area
Place: [CHAPIN] CHAPIN 012 [BUILDING]						
Area: 273,727 SqFt						
Billing Period: Feb 2023						
ELECTRIC	253,402.00 kWh	864,608 KBtu	3.159 KBtu/SqFt	\$25,366.90	\$0.100 /kWh	\$0.093 /SqFt
WATER	0.00 CCF			\$79.38	\$0.000 /CCF	\$0.000 /SqFt
Totals:		864,608 KBtu	3.159 KBtu/SqFt	\$25,446.28		

Energy

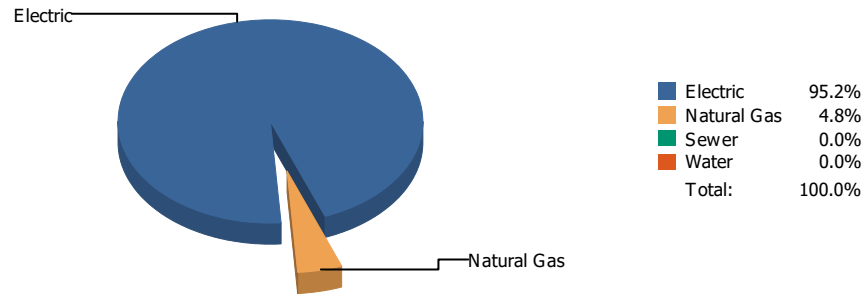


Cost

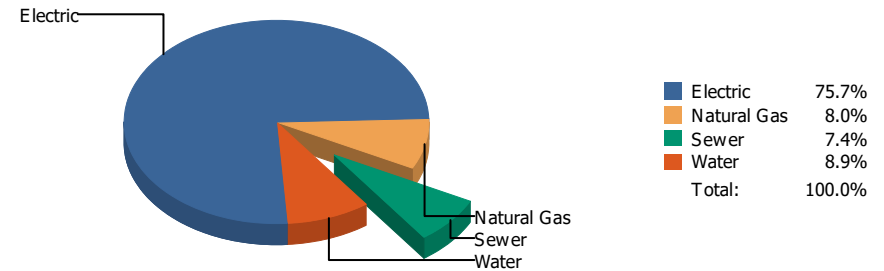


Commodity	Common Use	Energy Use	Energy Use / Area	Total Cost	Cost / Unit	Cost / Area
Place: [CHARLES] H.E. CHARLES 045 [BUILDING]						
Area: 107,867 SqFt						
Billing Period: Feb 2023						
ELECTRIC	44,480.00 kWh	151,766 KBtu	1.407 KBtu/SqFt	\$5,733.60	\$0.129 /kWh	\$0.053 /SqFt
NATURALGAS	5,805.00 CCF	597,915 KBtu	5.543 KBtu/SqFt	\$8,032.40	\$1.384 /CCF	\$0.074 /SqFt
SEWER	77.00 CCF			\$606.79	\$7.880 /CCF	\$0.006 /SqFt
WATER	5.00 CCF			\$458.45	\$91.690 /CCF	\$0.004 /SqFt
Totals:		749,681 KBtu	6.950 KBtu/SqFt	\$14,831.24		

Energy



Cost



Commodity	Common Use	Energy Use	Energy Use / Area	Total Cost	Cost / Unit	Cost / Area
Place: [CIELO-VISTA] CIELO VISTA 151 [BUILDING] Area: 66,034 SqFt Billing Period: Feb 2023						
ELECTRIC	30,680.00 kWh	104,680 KBtu	1.585 KBtu/SqFt	\$4,687.32	\$0.153 /kWh	\$0.071 /SqFt
NATURALGAS	51.00 CCF	5,253 KBtu	0.080 KBtu/SqFt	\$497.22	\$9.749 /CCF	\$0.007 /SqFt
SEWER	76.00 CCF			\$458.72	\$6.036 /CCF	\$0.007 /SqFt
WATER	44.00 CCF			\$552.75	\$12.563 /CCF	\$0.008 /SqFt
Totals:		109,933 KBtu	1.665 KBtu/SqFt	\$6,196.01		

Energy

Electric



Electric	100.0%
Natural Gas	0.0%
Sewer	0.0%
Water	0.0%
Total:	100.0%

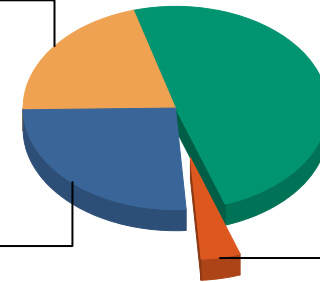
Cost

Natural Gas

Sewer

Electric

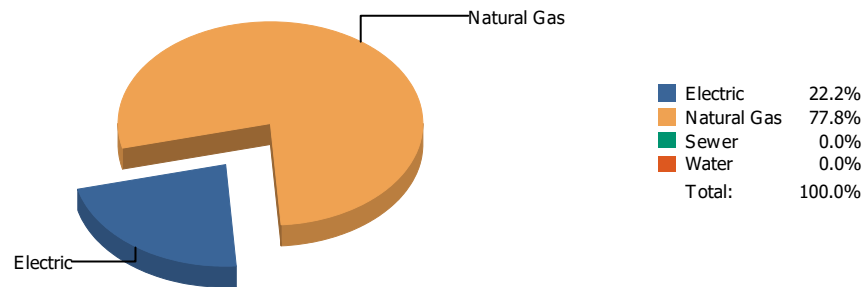
Water



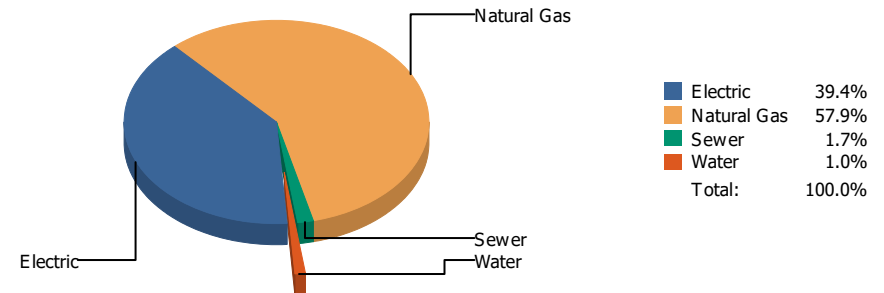
Electric	25.9%
Natural Gas	20.8%
Sewer	49.2%
Water	4.1%
Total:	100.0%

Commodity	Common Use	Energy Use	Energy Use / Area	Total Cost	Cost / Unit	Cost / Area
Place: [CLARDY] CLARDY 109 [BUILDING]						
Area: 70,700 SqFt						
Billing Period: Feb 2023						
ELECTRIC	4,981.00 kWh	16,995 KBtu	0.240 KBtu/SqFt	\$535.93	\$0.108 /kWh	\$0.007 /SqFt
NATURALGAS	0.00 CCF	0 KBtu	0.000 KBtu/SqFt	\$430.08	\$0.000 /CCF	\$0.006 /SqFt
SEWER	251.00 CCF			\$1,016.39	\$4.049 /CCF	\$0.014 /SqFt
WATER	0.00 CCF			\$83.85	\$0.000 /CCF	\$0.001 /SqFt
Totals:		16,995 KBtu	0.240 KBtu/SqFt	\$2,066.25		

Energy

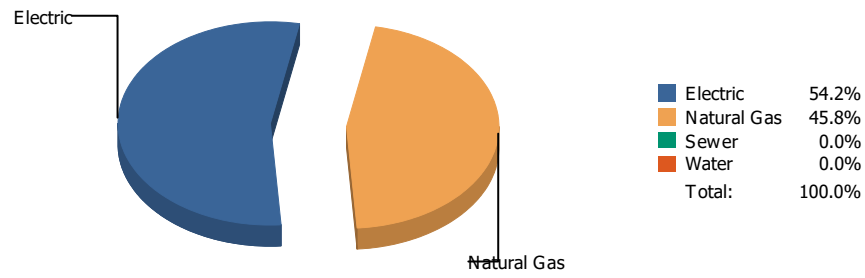


Cost

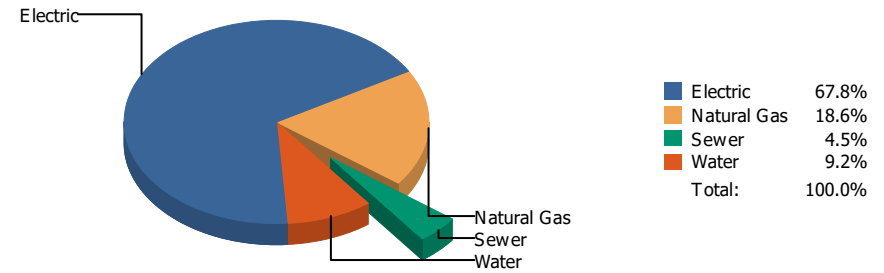


Commodity	Common Use	Energy Use	Energy Use / Area	Total Cost	Cost / Unit	Cost / Area
Place: [CLENDENIN] CLENDENIN 149 [BUILDING] Area: 62,721 SqFt Billing Period: Feb 2023						
ELECTRIC	26,226.00 kWh	89,483 KBtu	1.427 KBtu/SqFt	\$2,873.35	\$0.110 /kWh	\$0.046 /SqFt
NATURALGAS	3,042.00 CCF	313,326 KBtu	4.996 KBtu/SqFt	\$4,219.77	\$1.387 /CCF	\$0.067 /SqFt
SEWER	1.00 CCF			\$124.41	\$124.410 /CCF	\$0.002 /SqFt
WATER	3.00 CCF			\$75.53	\$25.177 /CCF	\$0.001 /SqFt
Totals:		402,809 KBtu	6.422 KBtu/SqFt	\$7,293.06		

Energy

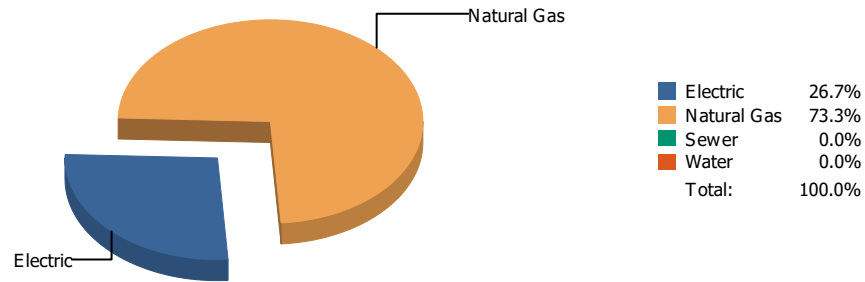


Cost

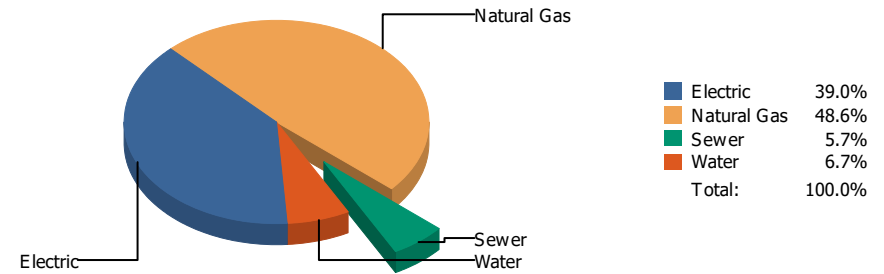


Commodity	Common Use	Energy Use	Energy Use / Area	Total Cost	Cost / Unit	Cost / Area
Place: [COACH_ARCHIE_DURAN] COACH ARCHIE DURAN [BUILDING]						
Area: 0 SqFt						
Billing Period: Feb 2023						
ELECTRIC	59,800.00 kWh	204,038 KBtu		\$8,065.63	\$0.135 /kWh	
NATURALGAS	1,673.00 CCF	172,319 KBtu		\$2,208.58	\$1.320 /CCF	
SEWER	47.00 CCF			\$532.09	\$11.321 /CCF	
WATER	114.00 CCF			\$1,097.13	\$9.624 /CCF	
Totals:		376,357 KBtu		\$11,903.43		

Energy

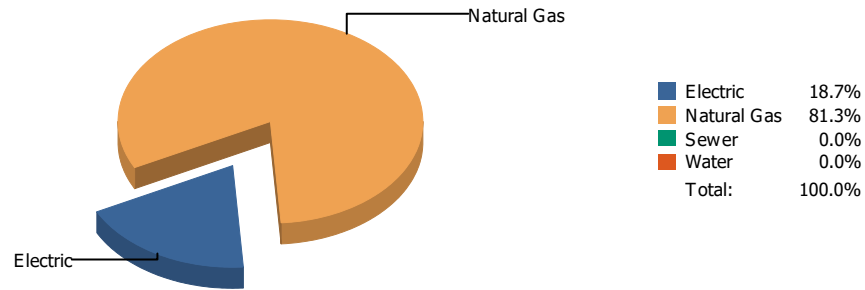


Cost

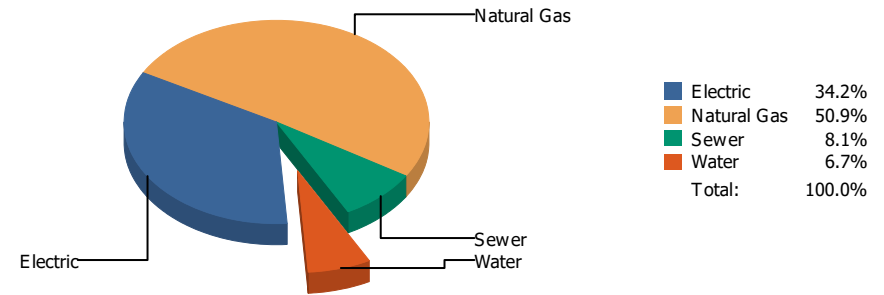


Commodity	Common Use	Energy Use	Energy Use / Area	Total Cost	Cost / Unit	Cost / Area
Place: [COLDWELL] COLDWELL 110 [BUILDING]						
Area: 67,310 SqFt						
Billing Period: Feb 2023						
ELECTRIC	29,446.00 kWh	100,470 KBtu	1.493 KBtu/SqFt	\$3,171.57	\$0.108 /kWh	\$0.047 /SqFt
NATURALGAS	2,677.00 CCF	275,731 KBtu	4.096 KBtu/SqFt	\$3,954.75	\$1.477 /CCF	\$0.059 /SqFt
SEWER	49.00 CCF			\$462.74	\$9.444 /CCF	\$0.007 /SqFt
WATER	65.00 CCF			\$548.29	\$8.435 /CCF	\$0.008 /SqFt
Totals:		376,201 KBtu	5.589 KBtu/SqFt	\$8,137.35		

Energy

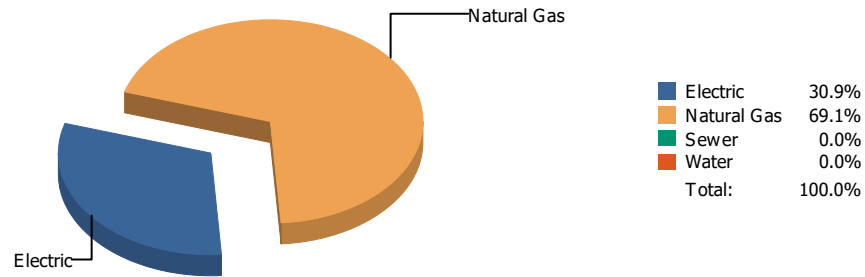


Cost

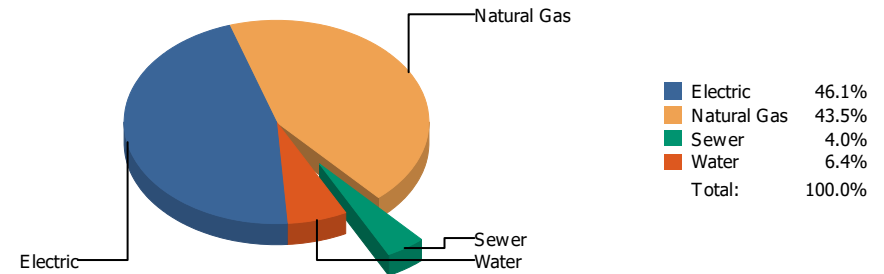


Commodity	Common Use	Energy Use	Energy Use / Area	Total Cost	Cost / Unit	Cost / Area
Place: [COOLEY] COOLEY 111 [BUILDING]						
Area: 95,590 SqFt						
Billing Period: Feb 2023						
ELECTRIC	39,600.00 kWh	135,115 KBtu	1.413 KBtu/SqFt	\$5,297.33	\$0.134 /kWh	\$0.055 /SqFt
NATURALGAS	5,696.00 CCF	586,688 KBtu	6.138 KBtu/SqFt	\$7,889.47	\$1.385 /CCF	\$0.082 /SqFt
SEWER	212.00 CCF			\$1,260.01	\$5.943 /CCF	\$0.013 /SqFt
WATER	178.00 CCF			\$1,041.97	\$5.854 /CCF	\$0.011 /SqFt
Totals:		721,803 KBtu	7.551 KBtu/SqFt	\$15,488.78		

Energy

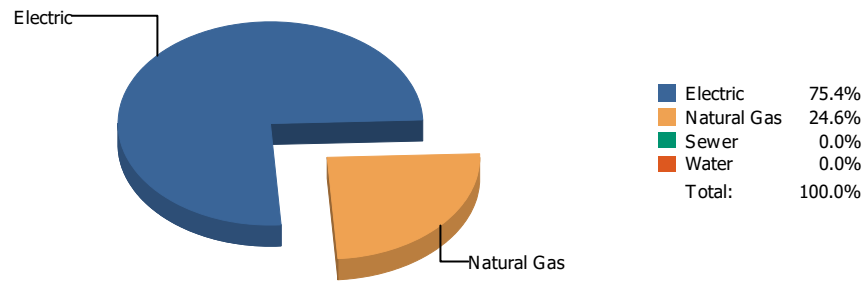


Cost

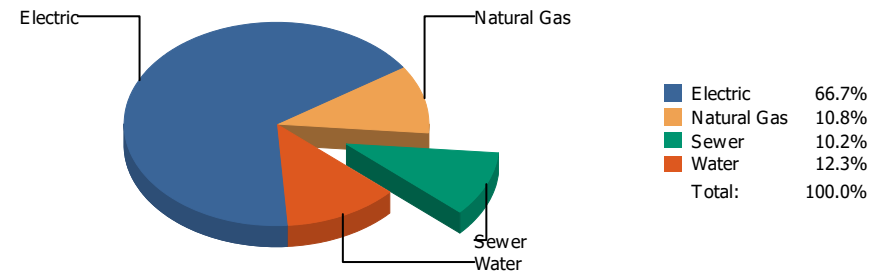


Commodity	Common Use	Energy Use	Energy Use / Area	Total Cost	Cost / Unit	Cost / Area
Place: [CORONADO] CORONADO 005 [BUILDING]						
Area: 406,757 SqFt						
Billing Period: Feb 2023						
ELECTRIC	218,410.00 kWh	745,215 KBtu	1.832 KBtu/SqFt	\$25,750.28	\$0.118 /kWh	\$0.062 /SqFt
NATURALGAS	16,212.00 CCF	1,669,836 KBtu	4.105 KBtu/SqFt	\$24,276.65	\$1.497 /CCF	\$0.059 /SqFt
SEWER	652.00 CCF			\$2,219.83	\$3.405 /CCF	\$0.005 /SqFt
WATER	1,132.00 CCF			\$3,598.41	\$3.179 /CCF	\$0.008 /SqFt
Totals:		2,415,051 KBtu	5.937 KBtu/SqFt	\$55,845.17		

Energy

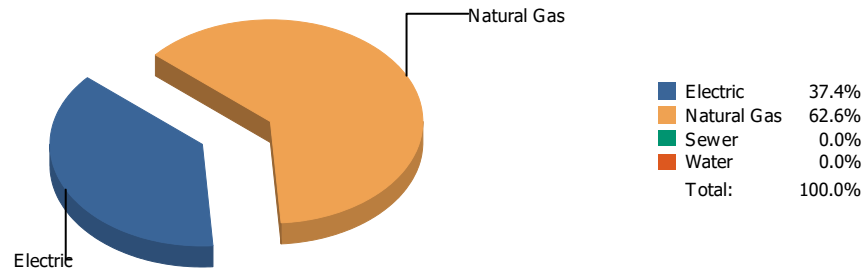


Cost

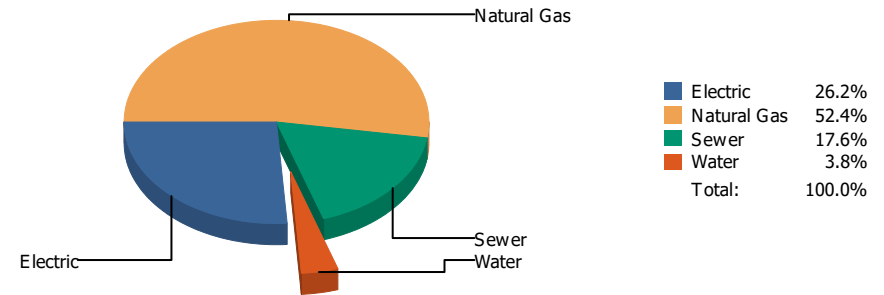


Commodity	Common Use	Energy Use	Energy Use / Area	Total Cost	Cost / Unit	Cost / Area
Place: [CROCKETT_1] CROCKETT 112 [BUILDING]						
Area: 92,585 SqFt						
Billing Period: Feb 2023						
ELECTRIC	34,297.00 kWh	117,021 KBtu	1.264 KBtu/SqFt	\$4,334.91	\$0.126 /kWh	\$0.047 /SqFt
NATURALGAS	370.00 CCF	38,110 KBtu	0.412 KBtu/SqFt	\$701.69	\$1.896 /CCF	\$0.008 /SqFt
SEWER	119.00 CCF			\$662.07	\$5.564 /CCF	\$0.007 /SqFt
WATER	114.00 CCF			\$802.28	\$7.038 /CCF	\$0.008 /SqFt
Totals:		155,131 KBtu	1.676 KBtu/SqFt	\$6,500.95		

Energy

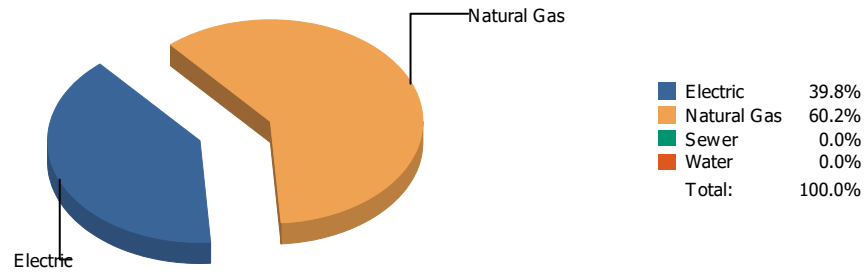


Cost

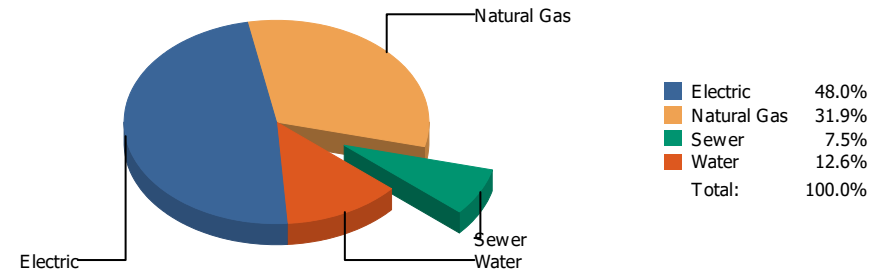


Commodity	Common Use	Energy Use	Energy Use / Area	Total Cost	Cost / Unit	Cost / Area
Place: [CROSBY] CROSBY 113 [BUILDING]						
Area: 83,100 SqFt						
Billing Period: Feb 2023						
ELECTRIC	5,280.00 kWh	18,015 KBtu	0.217 KBtu/SqFt	\$406.40	\$0.077 /kWh	\$0.005 /SqFt
NATURALGAS	293.00 CCF	30,179 KBtu	0.363 KBtu/SqFt	\$813.80	\$2.777 /CCF	\$0.010 /SqFt
SEWER	12.00 CCF			\$273.72	\$22.810 /CCF	\$0.003 /SqFt
WATER	1.00 CCF			\$58.58	\$58.580 /CCF	\$0.001 /SqFt
Totals:		48,194 KBtu	0.580 KBtu/SqFt	\$1,552.50		

Energy

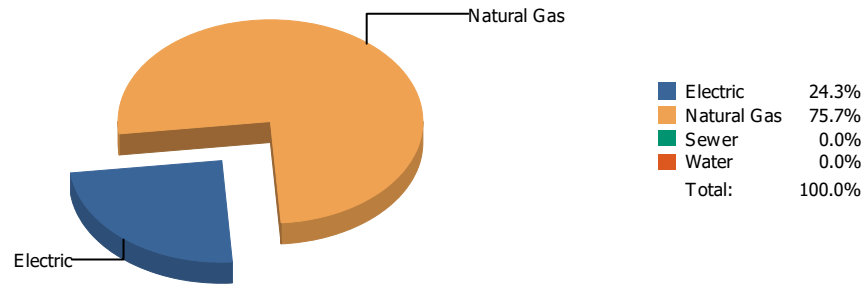


Cost

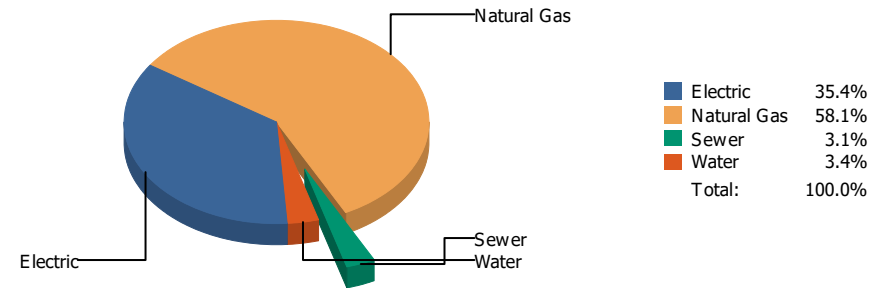


Commodity	Common Use	Energy Use	Energy Use / Area	Total Cost	Cost / Unit	Cost / Area
Place: [DELTA ACADEMY_1] DELTA ACADEMY 025 [BUILDING]						
Area: 3,627 SqFt						
Billing Period: Feb 2023						
ELECTRIC	5,930.00 kWh	20,233 KBtu	5.578 KBtu/SqFt	\$436.40	\$0.074 /kWh	\$0.120 /SqFt
NATURALGAS	297.00 CCF	30,591 KBtu	8.434 KBtu/SqFt	\$290.44	\$0.978 /CCF	\$0.080 /SqFt
SEWER	14.00 CCF			\$68.66	\$4.904 /CCF	\$0.019 /SqFt
WATER	18.00 CCF			\$114.25	\$6.347 /CCF	\$0.031 /SqFt
Totals:		50,824 KBtu	14.013 KBtu/SqFt	\$909.75		

Energy

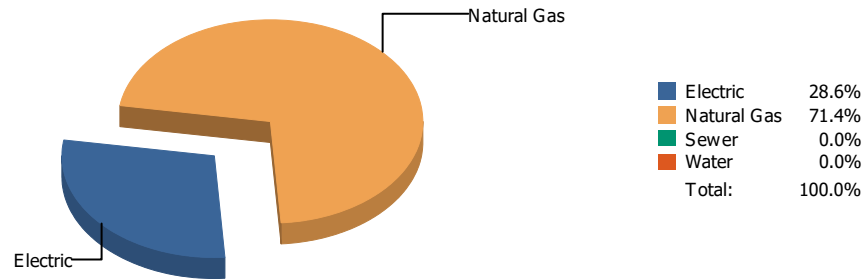


Cost

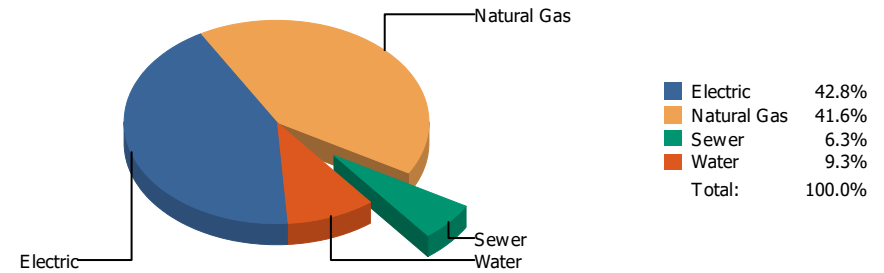


Commodity	Common Use	Energy Use	Energy Use / Area	Total Cost	Cost / Unit	Cost / Area
Place: [DELTA_OPERATIONS_CENTER_] DELTA OPERATIONS CENTER [BUILDING]						
Area: 0 SqFt						
Billing Period: Feb 2023						
ELECTRIC	55,280.00 kWh	188,615 KBtu		\$4,487.95	\$0.081 /kWh	
NATURALGAS	5,718.00 CCF	588,954 KBtu		\$7,353.44	\$1.286 /CCF	
SEWER	48.00 CCF			\$389.00	\$8.104 /CCF	
WATER	40.00 CCF			\$433.03	\$10.826 /CCF	
Totals:		777,569 KBtu		\$12,663.42		

Energy

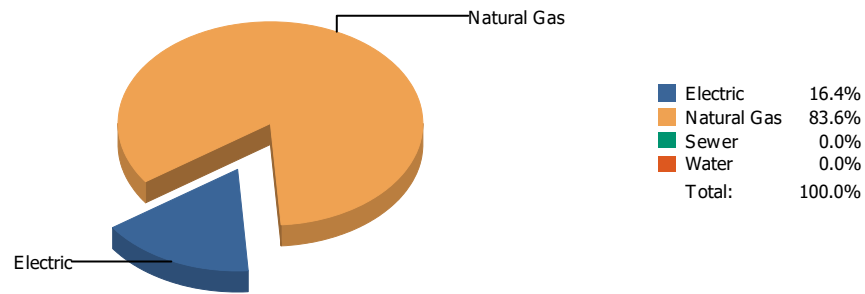


Cost

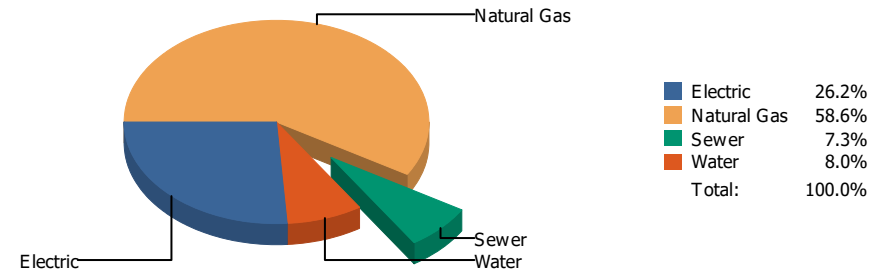


Commodity	Common Use	Energy Use	Energy Use / Area	Total Cost	Cost / Unit	Cost / Area
Place: [DONHASKINSPK8] DON HASKINS PK-8 051 [BUILDING]						
Area: 163,678 SqFt						
Billing Period: Feb 2023						
ELECTRIC	101,649.00 kWh	346,826 KBtu	2.119 KBtu/SqFt	\$11,610.82	\$0.114 /kWh	\$0.071 /SqFt
NATURALGAS	8,419.00 CCF	867,157 KBtu	5.298 KBtu/SqFt	\$11,298.47	\$1.342 /CCF	\$0.069 /SqFt
SEWER	319.00 CCF			\$1,706.66	\$5.350 /CCF	\$0.010 /SqFt
WATER	503.00 CCF			\$2,537.38	\$5.044 /CCF	\$0.015 /SqFt
Totals:		1,213,983 KBtu	7.417 KBtu/SqFt	\$27,153.33		

Energy

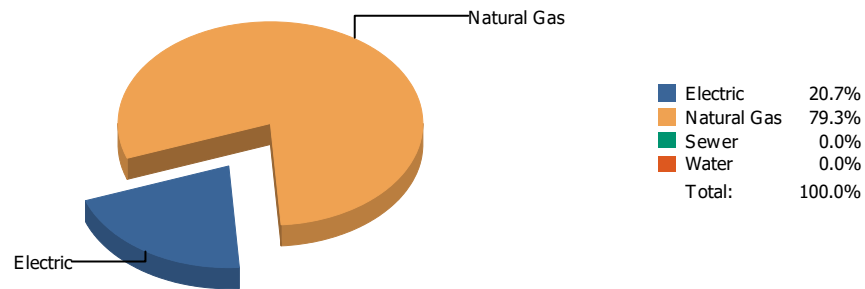


Cost

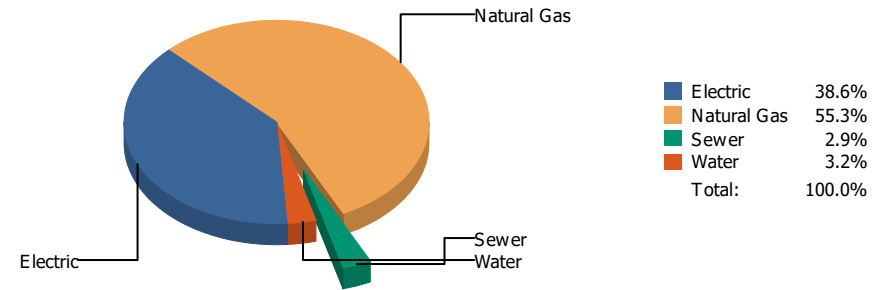


Commodity	Common Use	Energy Use	Energy Use / Area	Total Cost	Cost / Unit	Cost / Area
Place: [DOUGLASS] DOUGLASS 114 [BUILDING]						
Area: 86,903 SqFt						
Billing Period: Feb 2023						
ELECTRIC	25,033.00 kWh	85,413 KBtu	0.983 KBtu/SqFt	\$2,662.96	\$0.106 /kWh	\$0.031 /SqFt
NATURALGAS	4,219.00 CCF	434,557 KBtu	5.000 KBtu/SqFt	\$5,955.35	\$1.412 /CCF	\$0.068 /SqFt
SEWER	162.00 CCF			\$739.58	\$4.565 /CCF	\$0.008 /SqFt
WATER	157.00 CCF			\$809.81	\$5.158 /CCF	\$0.009 /SqFt
Totals:		519,970 KBtu	5.983 KBtu/SqFt	\$10,167.70		

Energy

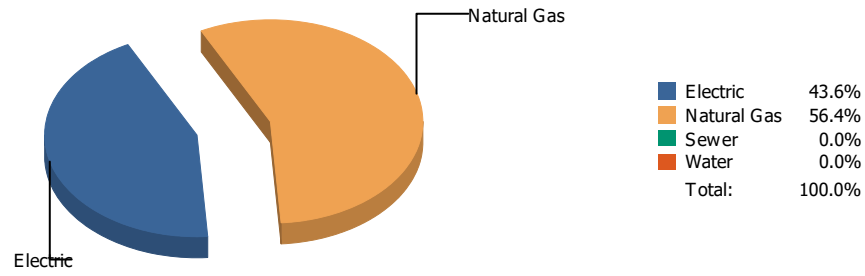


Cost

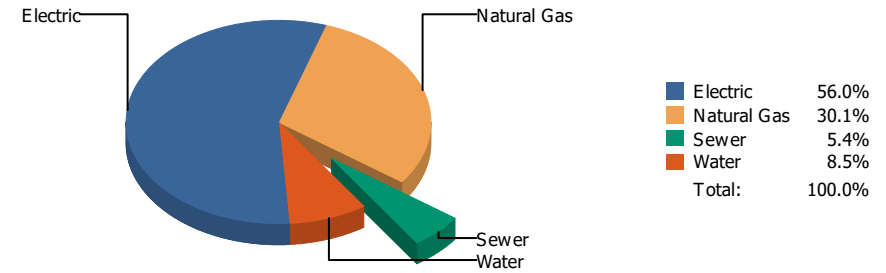


Commodity	Common Use	Energy Use	Energy Use / Area	Total Cost	Cost / Unit	Cost / Area
Place: [DRHORNEDOMIDDLESCHOOL_1] DR. HORNEDO MIDDLE SCHOOL 058 [BUILDING]						
Area: 184,871 SqFt						
Billing Period: Feb 2023						
ELECTRIC	79,800.00 kWh	272,278 KBtu	1.473 KBtu/SqFt	\$9,474.77	\$0.119 /kWh	\$0.051 /SqFt
NATURALGAS	10,156.00 CCF	1,046,068 KBtu	5.658 KBtu/SqFt	\$13,585.20	\$1.338 /CCF	\$0.073 /SqFt
SEWER	123.00 CCF			\$721.33	\$5.864 /CCF	\$0.004 /SqFt
WATER	107.00 CCF			\$780.12	\$7.291 /CCF	\$0.004 /SqFt
Totals:		1,318,346 KBtu	7.131 KBtu/SqFt	\$24,561.42		

Energy



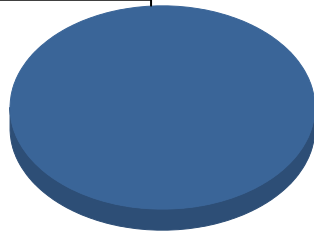
Cost



Commodity	Common Use	Energy Use	Energy Use / Area	Total Cost	Cost / Unit	Cost / Area
Place: [EL-PASO-HIGH] EL PASO HIGH 006 [BUILDING]						
Area: 236,062 SqFt						
Billing Period: Feb 2023						
ELECTRIC	128,583.00 kWh	438,725 KBtu	1.859 KBtu/SqFt	\$16,744.54	\$0.130 /kWh	\$0.070 /SqFt
NATURALGAS	5,517.00 CCF	568,251 KBtu	2.407 KBtu/SqFt	\$8,986.40	\$1.629 /CCF	\$0.038 /SqFt
SEWER	270.00 CCF			\$1,624.34	\$6.016 /CCF	\$0.007 /SqFt
WATER	467.00 CCF			\$2,524.89	\$5.407 /CCF	\$0.010 /SqFt
Totals:		1,006,976 KBtu	4.266 KBtu/SqFt	\$29,880.17		

Energy

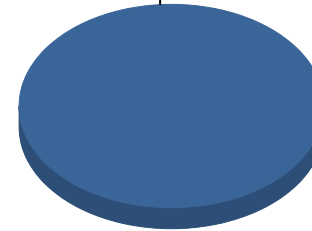
Electric



■ Electric 100.0%
Total: 100.0%

Cost

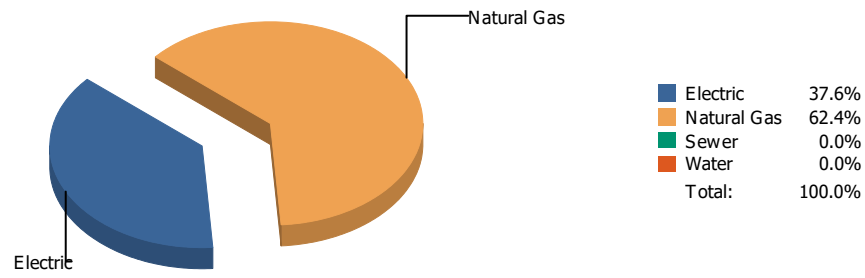
Electric



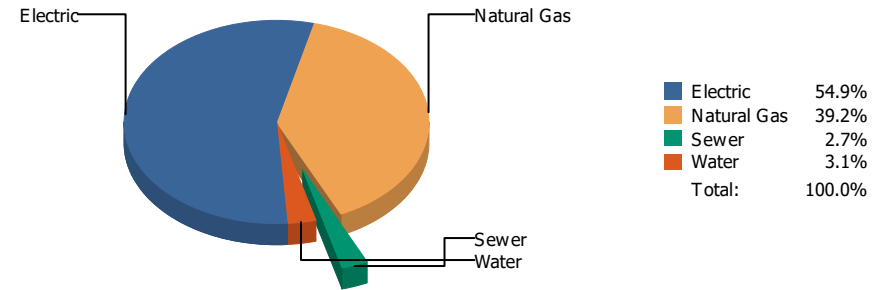
■ Electric 100.0%
Total: 100.0%

Commodity	Common Use	Energy Use	Energy Use / Area	Total Cost	Cost / Unit	Cost / Area
Place: [FANNIN] FANNIN 116 [BUILDING] Area: 73,291 SqFt Billing Period: Feb 2023						
ELECTRIC	5,660.00 kWh	19,312 KBtu	0.263 KBtu/SqFt	\$605.44	\$0.107 /kWh	\$0.008 /SqFt
Totals:		19,312 KBtu	0.263 KBtu/SqFt	\$605.44		

Energy

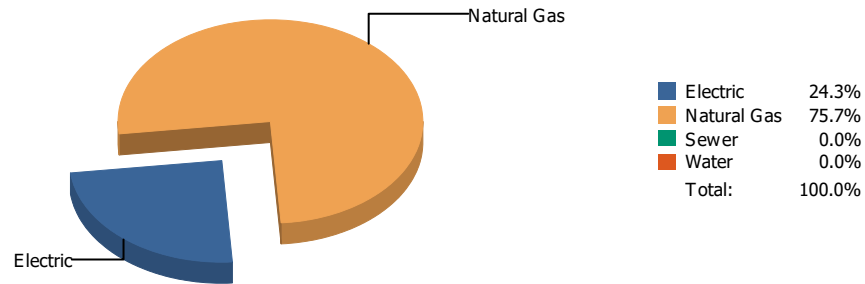


Cost

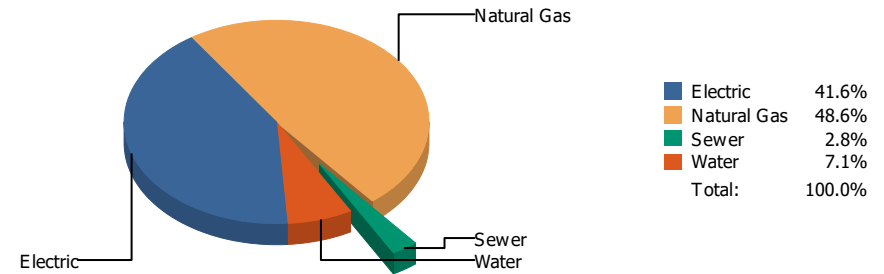


Commodity	Common Use	Energy Use	Energy Use / Area	Total Cost	Cost / Unit	Cost / Area
Place: [FRANKLIN] FRANKLIN HIGH SCHOOL 010 [BUILDING]						
Area: 329,377 SqFt						
Billing Period: Feb 2023						
ELECTRIC	181,472.00 kWh	619,182 KBtu	1.880 KBtu/SqFt	\$19,012.75	\$0.105 /kWh	\$0.058 /SqFt
NATURALGAS	9,986.00 CCF	1,028,558 KBtu	3.123 KBtu/SqFt	\$13,576.02	\$1.360 /CCF	\$0.041 /SqFt
SEWER	207.00 CCF			\$930.49	\$4.495 /CCF	\$0.003 /SqFt
WATER	233.00 CCF			\$1,082.26	\$4.645 /CCF	\$0.003 /SqFt
Totals:		1,647,740 KBtu	5.003 KBtu/SqFt	\$34,601.52		

Energy

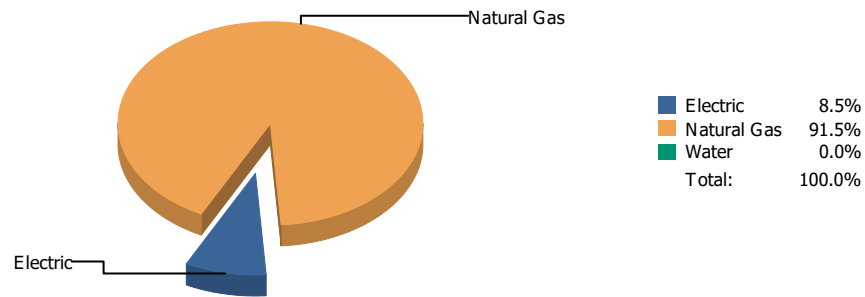


Cost

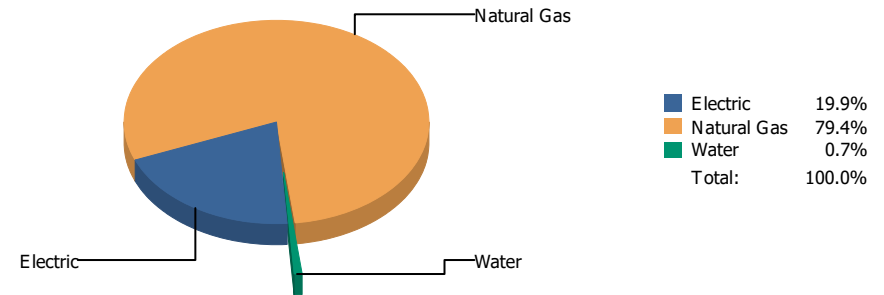


Commodity	Common Use	Energy Use	Energy Use / Area	Total Cost	Cost / Unit	Cost / Area
Place: [FRANKLIN9THGRADECENTER_2] FRANKLIN 9TH GRADE CENTER 053 [BUILDING]						
Area: 193,158 SqFt						
Billing Period: Feb 2023						
ELECTRIC	81,426.00 kWh	277,826 KBtu	1.438 KBtu/SqFt	\$9,673.20	\$0.119 /kWh	\$0.050 /SqFt
NATURALGAS	8,410.00 CCF	866,230 KBtu	4.485 KBtu/SqFt	\$11,286.64	\$1.342 /CCF	\$0.058 /SqFt
SEWER	90.00 CCF			\$639.16	\$7.102 /CCF	\$0.003 /SqFt
WATER	478.00 CCF			\$1,639.16	\$3.429 /CCF	\$0.008 /SqFt
Totals:		1,144,056 KBtu	5.923 KBtu/SqFt	\$23,238.16		

Energy

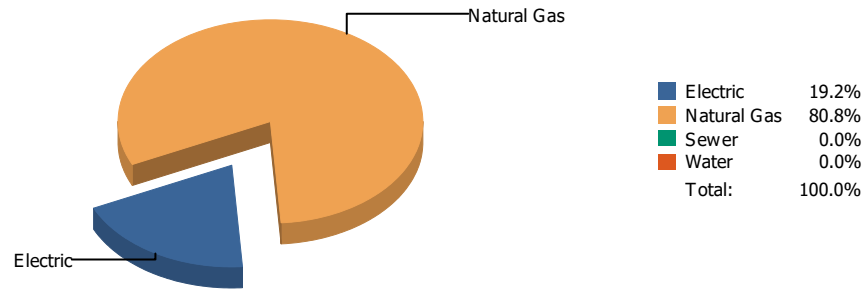


Cost

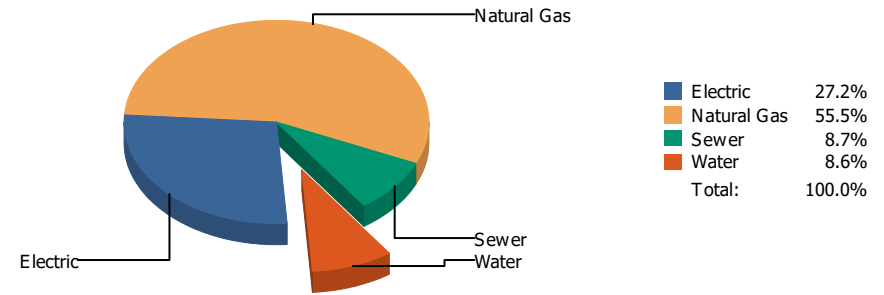


Commodity	Common Use	Energy Use	Energy Use / Area	Total Cost	Cost / Unit	Cost / Area
Place: [GAMBLE] JAMES GAMBLE WAREHOUSE [BUILDING]						
Area: 53,241 SqFt						
Billing Period: Feb 2023						
ELECTRIC	15,400.00 kWh	52,545 KBtu	0.987 KBtu/SqFt	\$1,848.15	\$0.120 /kWh	\$0.035 /SqFt
NATURALGAS	5,472.00 CCF	563,616 KBtu	10.586 KBtu/SqFt	\$7,381.72	\$1.349 /CCF	\$0.139 /SqFt
WATER	0.00 CCF			\$66.14	\$0.000 /CCF	\$0.001 /SqFt
Totals:		616,161 KBtu	11.573 KBtu/SqFt	\$9,296.01		

Energy

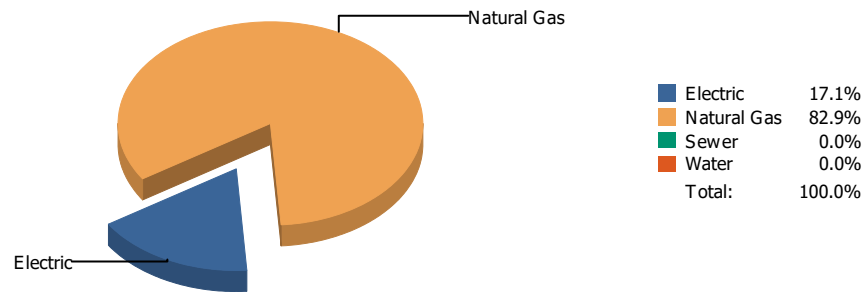


Cost

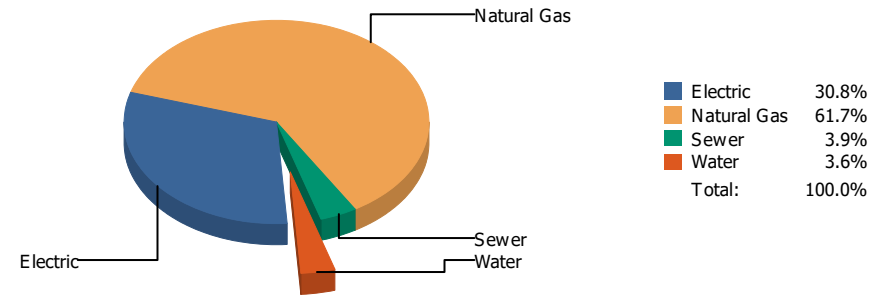


Commodity	Common Use	Energy Use	Energy Use / Area	Total Cost	Cost / Unit	Cost / Area
Place: [GREEN] GREEN ELEMENTARY SCHOOL 162 [BUILDING]						
Area: 88,156 SqFt						
Billing Period: Feb 2023						
ELECTRIC	23,400.00 kWh	79,841 KBtu	0.906 KBtu/SqFt	\$2,319.26	\$0.099 /kWh	\$0.026 /SqFt
NATURALGAS	3,271.00 CCF	336,913 KBtu	3.822 KBtu/SqFt	\$4,736.17	\$1.448 /CCF	\$0.054 /SqFt
SEWER	81.00 CCF			\$738.67	\$9.119 /CCF	\$0.008 /SqFt
WATER	89.00 CCF			\$732.96	\$8.236 /CCF	\$0.008 /SqFt
Totals:		416,754 KBtu	4.727 KBtu/SqFt	\$8,527.06		

Energy

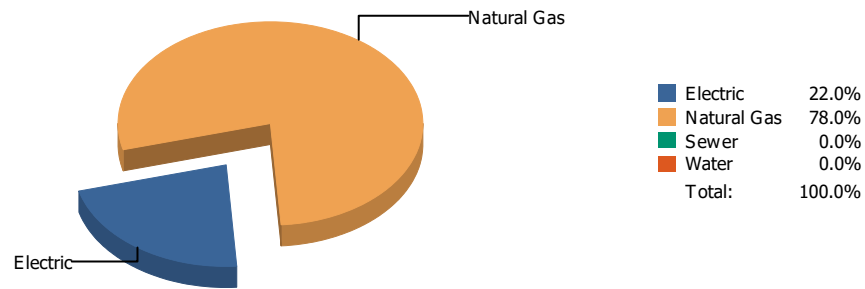


Cost

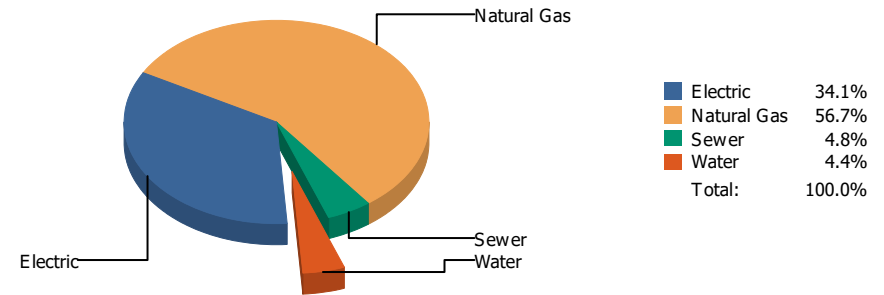


Commodity	Common Use	Energy Use	Energy Use / Area	Total Cost	Cost / Unit	Cost / Area
Place: [GUERRERO] ROSA GUERRERO ELEMENTARY 163 [BUILDING]						
Area: 88,641 SqFt						
Billing Period: Feb 2023						
ELECTRIC	35,420.00 kWh	120,853 KBtu	1.363 KBtu/SqFt	\$3,969.04	\$0.112 /kWh	\$0.045 /SqFt
NATURALGAS	5,706.00 CCF	587,718 KBtu	6.630 KBtu/SqFt	\$7,941.40	\$1.392 /CCF	\$0.090 /SqFt
SEWER	47.00 CCF			\$508.43	\$10.818 /CCF	\$0.006 /SqFt
WATER	64.00 CCF			\$457.75	\$7.152 /CCF	\$0.005 /SqFt
Totals:		708,571 KBtu	7.994 KBtu/SqFt	\$12,876.62		

Energy

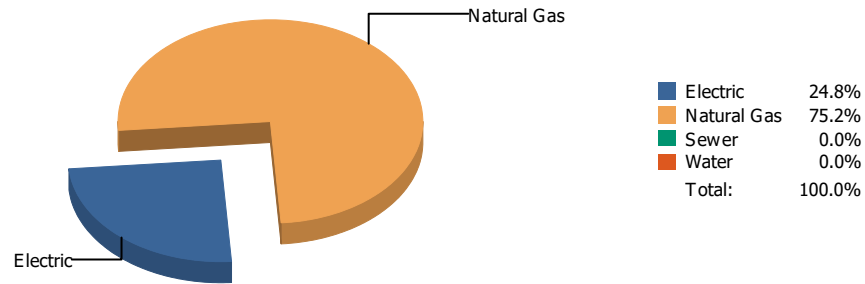


Cost

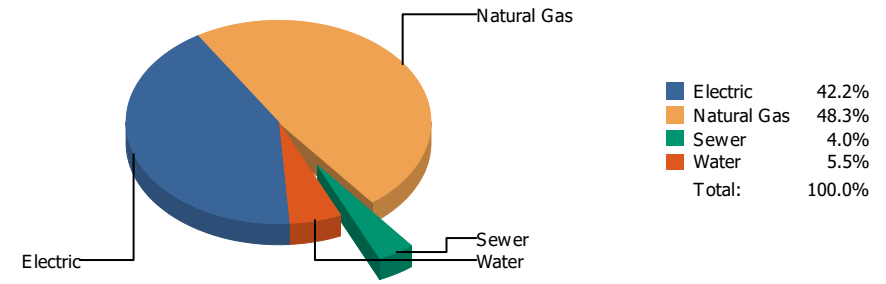


Commodity	Common Use	Energy Use	Energy Use / Area	Total Cost	Cost / Unit	Cost / Area
Place: [GUILLEN] GUILLEN 044 [BUILDING] Area: 223,773 SqFt Billing Period: Feb 2023						
ELECTRIC	47,448.00 kWh	161,893 KBtu	0.723 KBtu/SqFt	\$4,649.78	\$0.098 /kWh	\$0.021 /SqFt
NATURALGAS	5,584.00 CCF	575,152 KBtu	2.570 KBtu/SqFt	\$7,742.97	\$1.387 /CCF	\$0.035 /SqFt
SEWER	108.00 CCF			\$660.32	\$6.114 /CCF	\$0.003 /SqFt
WATER	69.00 CCF			\$597.27	\$8.656 /CCF	\$0.003 /SqFt
Totals:		737,045 KBtu	3.294 KBtu/SqFt	\$13,650.34		

Energy

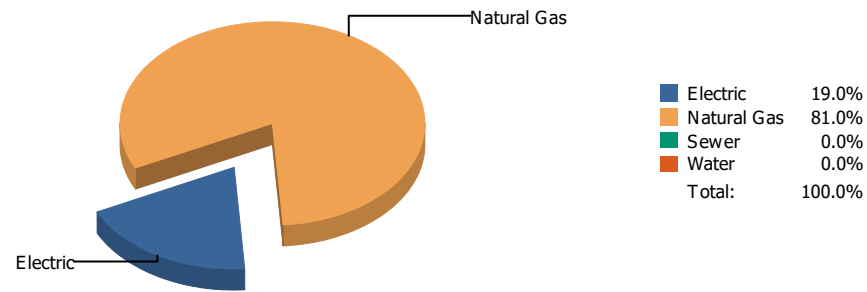


Cost

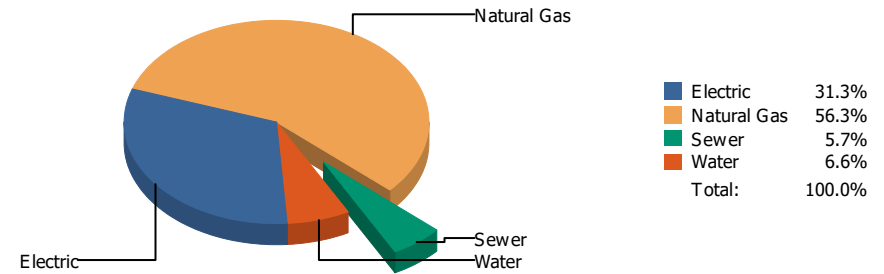


Commodity	Common Use	Energy Use	Energy Use / Area	Total Cost	Cost / Unit	Cost / Area
Place: [HART] HART 118 [BUILDING] Area: 63,357 SqFt Billing Period: Feb 2023						
ELECTRIC	38,160.00 kWh	130,202 KBtu	2.055 KBtu/SqFt	\$4,579.67	\$0.120 /kWh	\$0.072 /SqFt
NATURALGAS	3,836.00 CCF	395,108 KBtu	6.236 KBtu/SqFt	\$5,238.14	\$1.366 /CCF	\$0.083 /SqFt
SEWER	65.00 CCF			\$431.33	\$6.636 /CCF	\$0.007 /SqFt
WATER	102.00 CCF			\$597.00	\$5.853 /CCF	\$0.009 /SqFt
Totals:		525,310 KBtu	8.291 KBtu/SqFt	\$10,846.14		

Energy

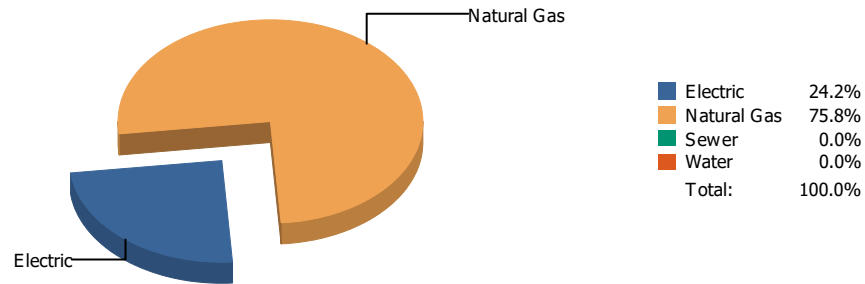


Cost

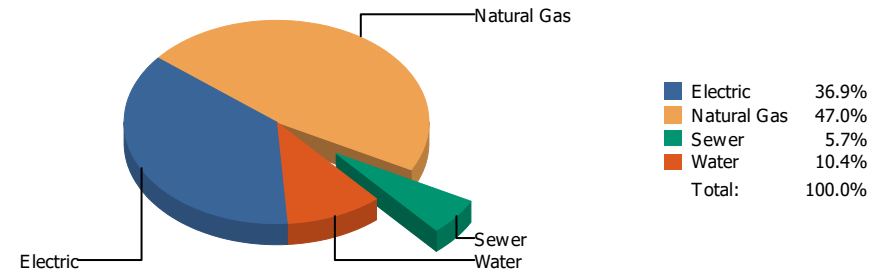


Commodity	Common Use	Energy Use	Energy Use / Area	Total Cost	Cost / Unit	Cost / Area
Place: [HAWKINS] HAWKINS 119 [BUILDING] Area: 57,207 SqFt Billing Period: Feb 2023						
ELECTRIC	20,811.00 kWh	71,007 KBtu	1.241 KBtu/SqFt	\$2,256.19	\$0.108 /kWh	\$0.039 /SqFt
NATURALGAS	2,934.00 CCF	302,202 KBtu	5.283 KBtu/SqFt	\$4,057.41	\$1.383 /CCF	\$0.071 /SqFt
SEWER	67.00 CCF			\$410.67	\$6.129 /CCF	\$0.007 /SqFt
WATER	71.00 CCF			\$476.28	\$6.708 /CCF	\$0.008 /SqFt
Totals:		373,209 KBtu	6.524 KBtu/SqFt	\$7,200.55		

Energy



Cost



Commodity	Common Use	Energy Use	Energy Use / Area	Total Cost	Cost / Unit	Cost / Area
Place: [HERRERA_1] HERRERA ELEMENTARY 174 [BUILDING]						
Area: 86,275 SqFt						
Billing Period: Feb 2023						
ELECTRIC	39,000.00 kWh	133,068 KBtu	1.542 KBtu/SqFt	\$4,349.97	\$0.112 /kWh	\$0.050 /SqFt
NATURALGAS	4,037.00 CCF	415,811 KBtu	4.820 KBtu/SqFt	\$5,529.67	\$1.370 /CCF	\$0.064 /SqFt
SEWER	105.00 CCF			\$676.51	\$6.443 /CCF	\$0.008 /SqFt
WATER	181.00 CCF			\$1,220.36	\$6.742 /CCF	\$0.014 /SqFt
Totals:		548,879 KBtu	6.362 KBtu/SqFt	\$11,776.51		

Energy

Electric



■ Electric 100.0%
Total: 100.0%

Cost

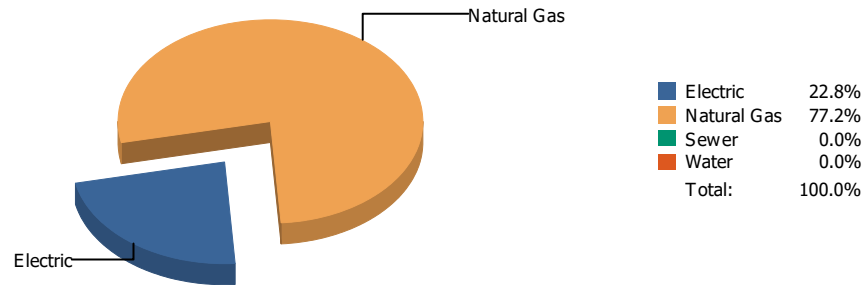
Electric



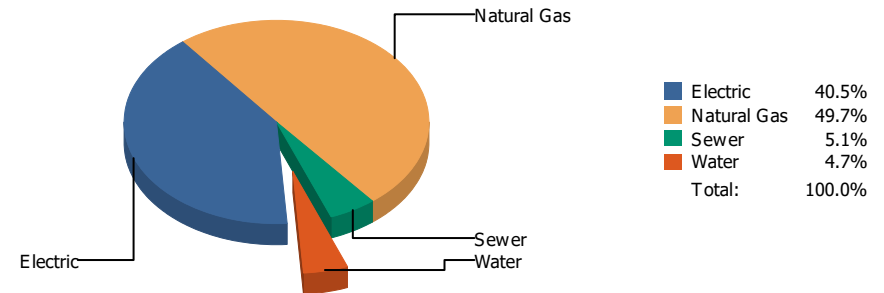
■ Electric 100.0%
Total: 100.0%

Commodity	Common Use	Energy Use	Energy Use / Area	Total Cost	Cost / Unit	Cost / Area
Place: [HIGHLAND] HIGHLAND/ANNEX 120 [BUILDING]						
Area: 33,705 SqFt						
Billing Period: Feb 2023						
ELECTRIC	27,880.00 kWh	95,127 KBtu	2.822 KBtu/SqFt	\$2,054.43	\$0.074 /kWh	\$0.061 /SqFt
Totals:		95,127 KBtu	2.822 KBtu/SqFt	\$2,054.43		

Energy

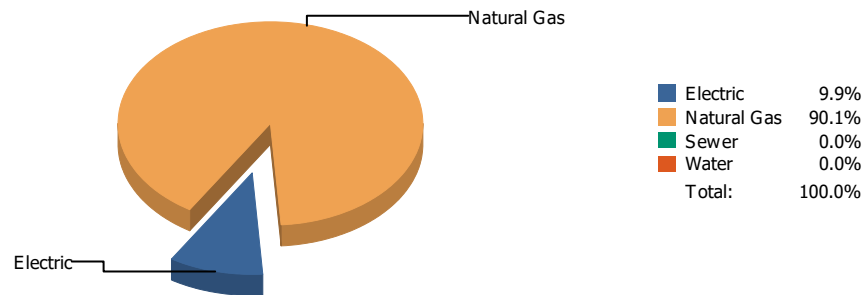


Cost

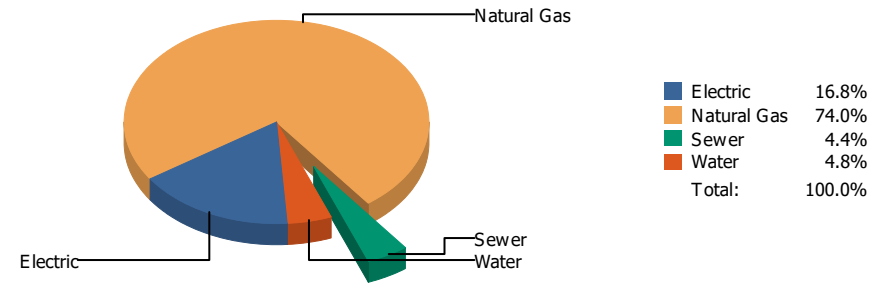


Commodity	Common Use	Energy Use	Energy Use / Area	Total Cost	Cost / Unit	Cost / Area
Place: [HILLSIDE] HILLSIDE 121 [BUILDING] Area: 80,656 SqFt Billing Period: Feb 2023						
ELECTRIC	40,364.00 kWh	137,722 KBtu	1.708 KBtu/SqFt	\$5,380.58	\$0.133 /kWh	\$0.066 /SqFt
NATURALGAS	4,530.00 CCF	466,590 KBtu	5.785 KBtu/SqFt	\$6,608.23	\$1.459 /CCF	\$0.082 /SqFt
SEWER	117.00 CCF			\$682.73	\$5.835 /CCF	\$0.008 /SqFt
WATER	87.00 CCF			\$621.17	\$7.140 /CCF	\$0.008 /SqFt
Totals:		604,312 KBtu	7.492 KBtu/SqFt	\$13,292.71		

Energy

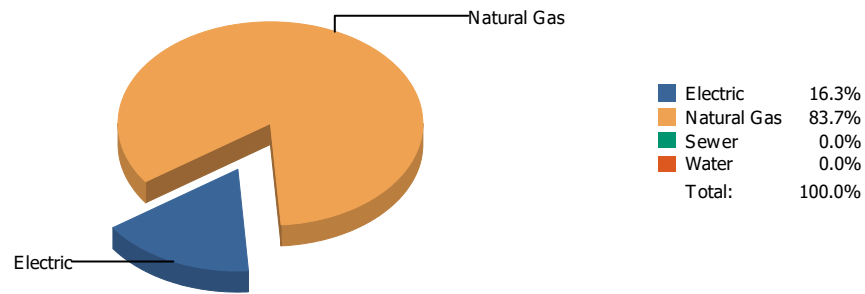


Cost

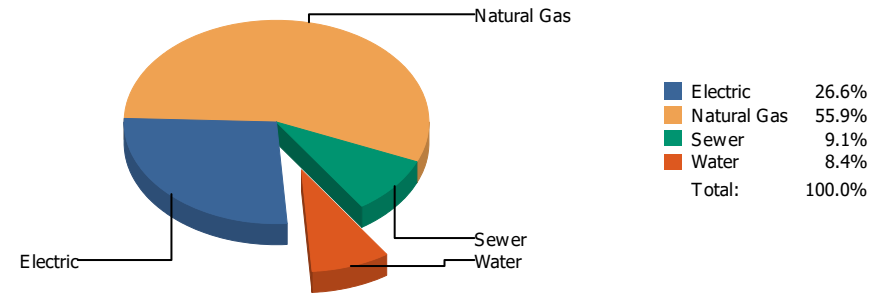


Commodity	Common Use	Energy Use	Energy Use / Area	Total Cost	Cost / Unit	Cost / Area
Place: [HOUSTON] HOUSTON 122 [BUILDING]						
Area: 84,178 SqFt						
Billing Period: Feb 2023						
ELECTRIC	18,000.00 kWh	61,416 KBtu	0.730 KBtu/SqFt	\$1,716.35	\$0.095 /kWh	\$0.020 /SqFt
NATURALGAS	5,417.00 CCF	557,951 KBtu	6.628 KBtu/SqFt	\$7,561.46	\$1.396 /CCF	\$0.090 /SqFt
SEWER	23.00 CCF			\$448.67	\$19.507 /CCF	\$0.005 /SqFt
WATER	27.00 CCF			\$491.95	\$18.220 /CCF	\$0.006 /SqFt
Totals:		619,367 KBtu	7.358 KBtu/SqFt	\$10,218.43		

Energy

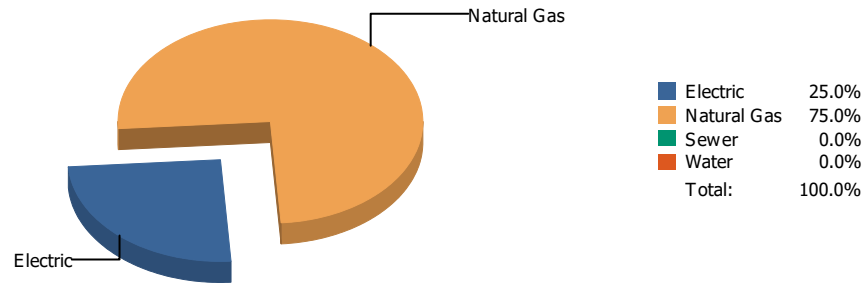


Cost

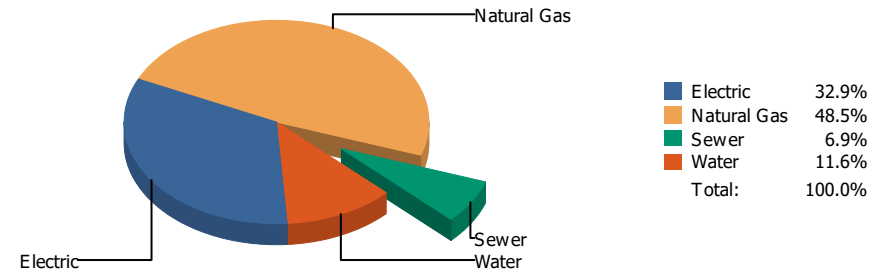


Commodity	Common Use	Energy Use	Energy Use / Area	Total Cost	Cost / Unit	Cost / Area
Place: [HUGHEY] HUGHEY 123 [BUILDING] Area: 74,815 SqFt Billing Period: Feb 2023						
ELECTRIC	18,298.00 kWh	62,433 KBtu	0.834 KBtu/SqFt	\$2,280.77	\$0.125 /kWh	\$0.030 /SqFt
NATURALGAS	3,111.00 CCF	320,433 KBtu	4.283 KBtu/SqFt	\$4,786.48	\$1.539 /CCF	\$0.064 /SqFt
SEWER	107.00 CCF			\$779.75	\$7.287 /CCF	\$0.010 /SqFt
WATER	99.00 CCF			\$720.28	\$7.276 /CCF	\$0.010 /SqFt
Totals:		382,866 KBtu	5.118 KBtu/SqFt	\$8,567.28		

Energy

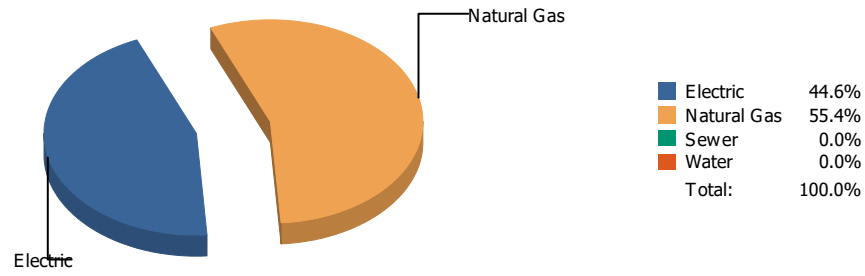


Cost

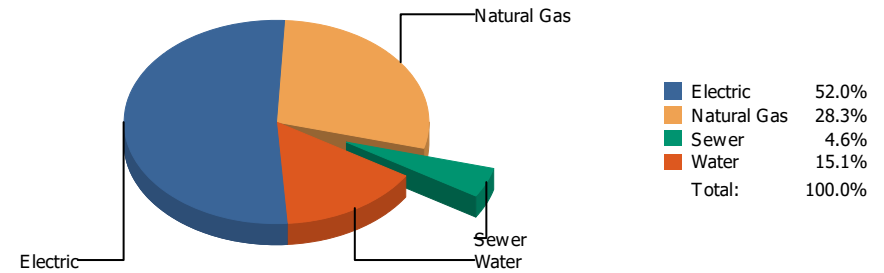


Commodity	Common Use	Energy Use	Energy Use / Area	Total Cost	Cost / Unit	Cost / Area
Place: [IRVIN] IRVIN 008 [BUILDING]						
Area: 303,804 SqFt						
Billing Period: Feb 2023						
ELECTRIC	117,654.00 kWh	401,435 KBtu	1.321 KBtu/SqFt	\$11,835.51	\$0.101 /kWh	\$0.039 /SqFt
NATURALGAS	11,671.00 CCF	1,202,113 KBtu	3.957 KBtu/SqFt	\$17,434.76	\$1.494 /CCF	\$0.057 /SqFt
SEWER	887.00 CCF			\$2,478.11	\$2.794 /CCF	\$0.008 /SqFt
WATER	1,076.00 CCF			\$4,177.95	\$3.883 /CCF	\$0.014 /SqFt
Totals:		1,603,548 KBtu	5.278 KBtu/SqFt	\$35,926.33		

Energy

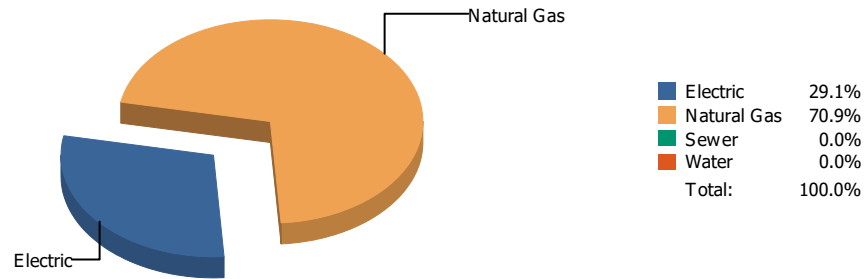


Cost

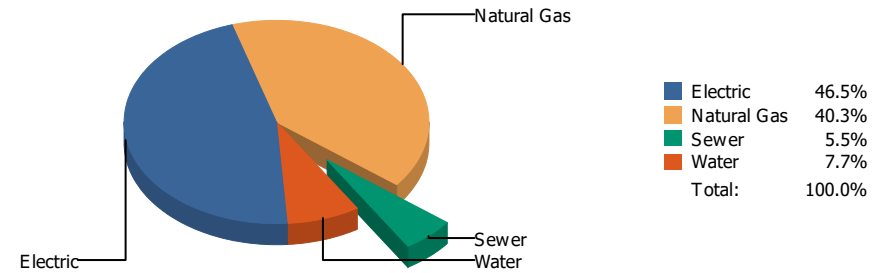


Commodity	Common Use	Energy Use	Energy Use / Area	Total Cost	Cost / Unit	Cost / Area
Place: [J_V_TINAJERO] J. V. TINAJERO 000 [ORGANIZATION]						
* Area Missing						
Billing Period: Feb 2023						
ELECTRIC	77,674.00 kWh	265,024 KBtu		\$7,687.61	\$0.099 /kWh	
NATURALGAS	3,192.00 CCF	328,776 KBtu		\$4,179.86	\$1.309 /CCF	
SEWER	57.00 CCF			\$678.91	\$11.911 /CCF	
WATER	297.00 CCF			\$2,232.07	\$7.515 /CCF	
Totals:		593,800 KBtu		\$14,778.45		

Energy

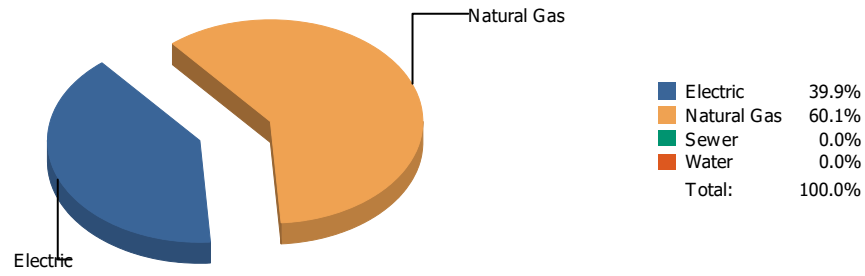


Cost

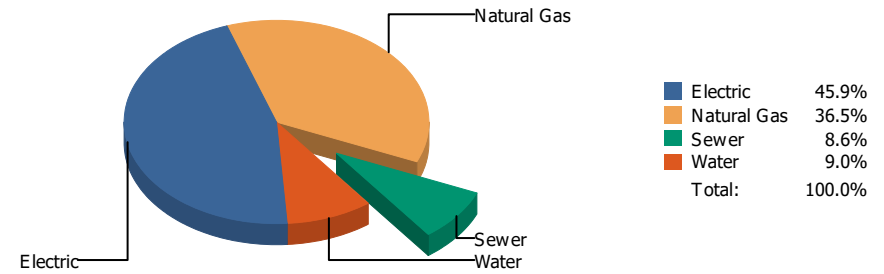


Commodity	Common Use	Energy Use	Energy Use / Area	Total Cost	Cost / Unit	Cost / Area
Place: [JEFFERSN] JEFFERSON 009 [BUILDING]						
Area: 257,708 SqFt						
Billing Period: Feb 2023						
ELECTRIC	104,138.00 kWh	355,319 KBtu	1.379 KBtu/SqFt	\$13,938.22	\$0.134 /kWh	\$0.054 /SqFt
NATURALGAS	8,395.00 CCF	864,685 KBtu	3.355 KBtu/SqFt	\$12,069.83	\$1.438 /CCF	\$0.047 /SqFt
SEWER	457.00 CCF			\$1,645.40	\$3.600 /CCF	\$0.006 /SqFt
WATER	632.00 CCF			\$2,308.61	\$3.653 /CCF	\$0.009 /SqFt
Totals:		1,220,004 KBtu	4.734 KBtu/SqFt	\$29,962.06		

Energy

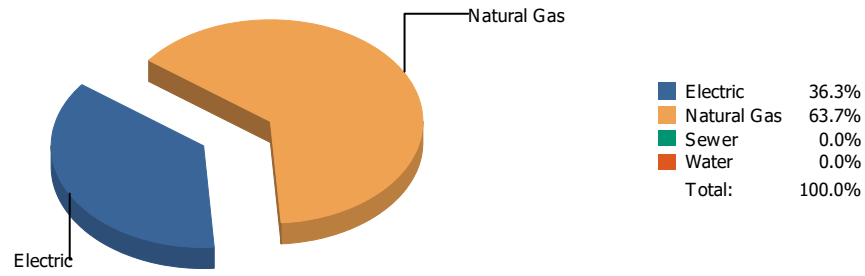


Cost

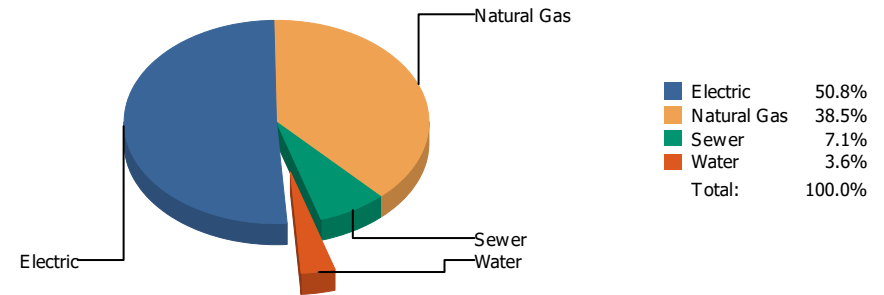


Commodity	Common Use	Energy Use	Energy Use / Area	Total Cost	Cost / Unit	Cost / Area
Place: [JOHNSON] L.B. JOHNSON 155 [BUILDING]						
Area: 87,993 SqFt						
Billing Period: Feb 2023						
ELECTRIC	25,900.00 kWh	88,371 KBtu	1.004 KBtu/SqFt	\$2,411.47	\$0.093 /kWh	\$0.027 /SqFt
NATURALGAS	1,291.00 CCF	132,973 KBtu	1.511 KBtu/SqFt	\$1,914.64	\$1.483 /CCF	\$0.022 /SqFt
SEWER	73.00 CCF			\$451.25	\$6.182 /CCF	\$0.005 /SqFt
WATER	81.00 CCF			\$474.31	\$5.856 /CCF	\$0.005 /SqFt
Totals:		221,344 KBtu	2.515 KBtu/SqFt	\$5,251.67		

Energy

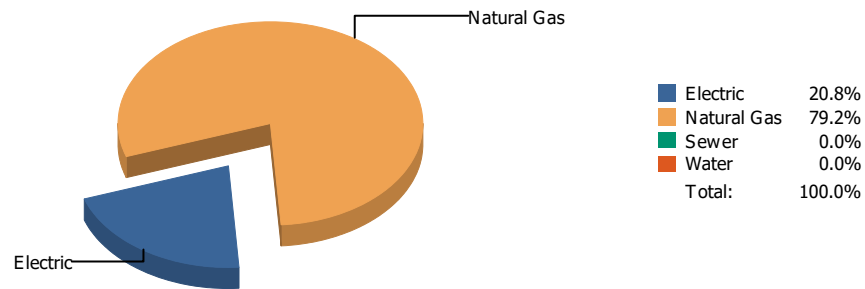


Cost

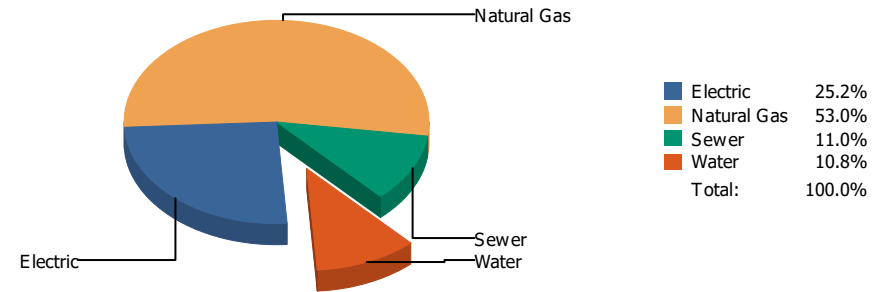


Commodity	Common Use	Energy Use	Energy Use / Area	Total Cost	Cost / Unit	Cost / Area
Place: [KOHLBERG] KOHLBERG ELEMENTARY [BUILDING]						
Area: 99,884 SqFt						
Billing Period: Feb 2023						
ELECTRIC	54,400.00 kWh	185,613 KBtu	1.858 KBtu/SqFt	\$6,060.52	\$0.111 /kWh	\$0.061 /SqFt
NATURALGAS	3,162.00 CCF	325,686 KBtu	3.261 KBtu/SqFt	\$4,592.81	\$1.453 /CCF	\$0.046 /SqFt
SEWER	195.00 CCF			\$851.92	\$4.369 /CCF	\$0.008 /SqFt
WATER	42.00 CCF			\$435.08	\$10.359 /CCF	\$0.004 /SqFt
Totals:		511,299 KBtu	5.119 KBtu/SqFt	\$11,940.33		

Energy

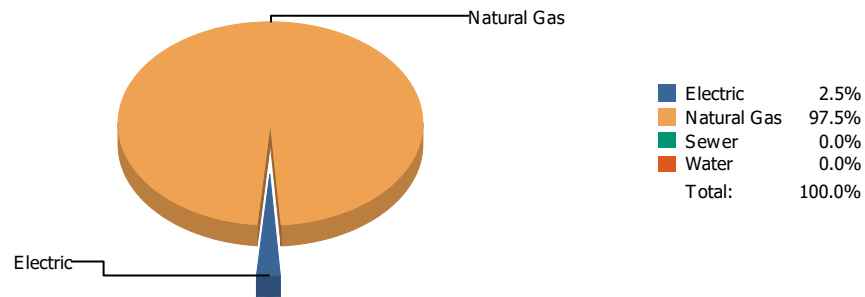


Cost

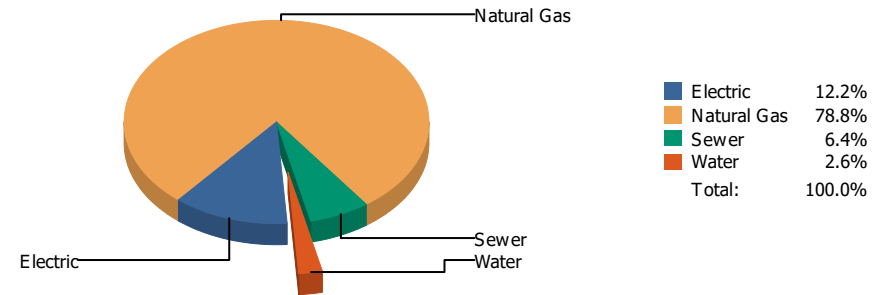


Commodity	Common Use	Energy Use	Energy Use / Area	Total Cost	Cost / Unit	Cost / Area
Place: [LAMAR] LAMAR 125 [BUILDING] Area: 76,252 SqFt Billing Period: Feb 2023						
ELECTRIC	21,300.00 kWh	72,676 KBtu	0.953 KBtu/SqFt	\$1,987.37	\$0.093 /kWh	\$0.026 /SqFt
NATURALGAS	2,682.00 CCF	276,246 KBtu	3.623 KBtu/SqFt	\$4,175.94	\$1.557 /CCF	\$0.055 /SqFt
SEWER	83.00 CCF			\$867.55	\$10.452 /CCF	\$0.011 /SqFt
WATER	113.00 CCF			\$848.22	\$7.506 /CCF	\$0.011 /SqFt
Totals:		348,922 KBtu	4.576 KBtu/SqFt	\$7,879.08		

Energy

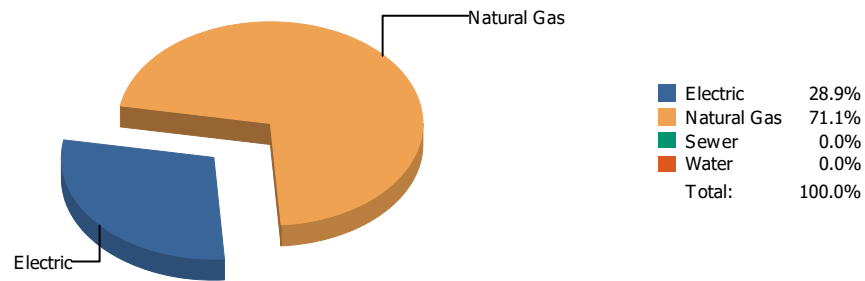


Cost

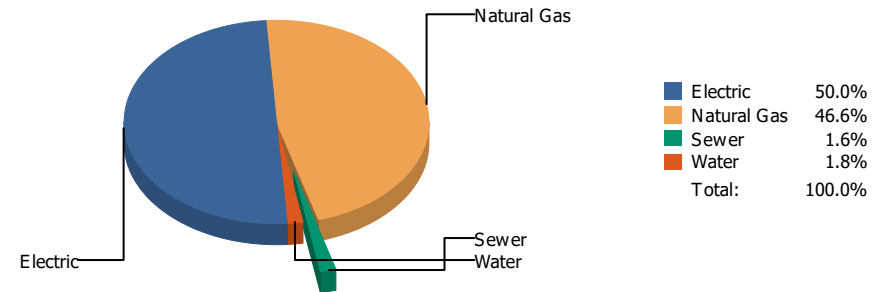


Commodity	Common Use	Energy Use	Energy Use / Area	Total Cost	Cost / Unit	Cost / Area
Place: [LIVE-MAT] LIVE MATERIAL CENTER 929 [BUILDING]						
Area: 2,483 SqFt						
Billing Period: Feb 2023						
ELECTRIC	54.00 kWh	184 KBtu	0.074 KBtu/SqFt	\$80.60	\$1.493 /kWh	\$0.032 /SqFt
NATURALGAS	69.00 CCF	7,107 KBtu	2.862 KBtu/SqFt	\$520.91	\$7.549 /CCF	\$0.210 /SqFt
SEWER	1.00 CCF			\$42.07	\$42.070 /CCF	\$0.017 /SqFt
WATER	0.00 CCF			\$17.40	\$0.000 /CCF	\$0.007 /SqFt
Totals:		7,291 KBtu	2.936 KBtu/SqFt	\$660.98		

Energy

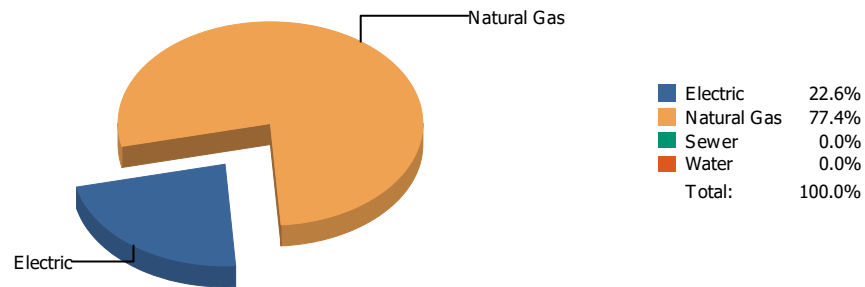


Cost

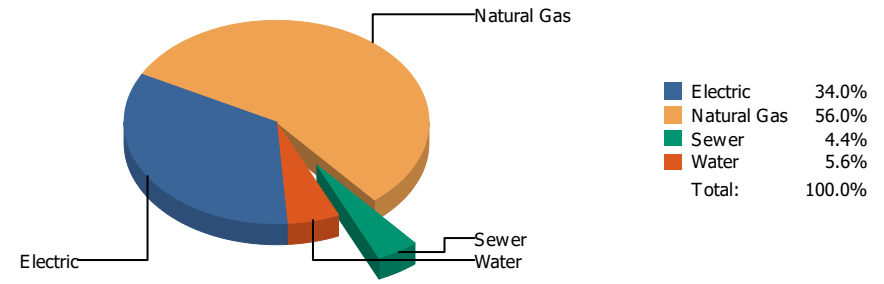


Commodity	Common Use	Energy Use	Energy Use / Area	Total Cost	Cost / Unit	Cost / Area
Place: [LOGAN] LOGAN 128 [BUILDING] Area: 72,248 SqFt Billing Period: Feb 2023						
ELECTRIC	37,000.00 kWh	126,244 KBtu	1.747 KBtu/SqFt	\$4,472.91	\$0.121 /kWh	\$0.062 /SqFt
NATURALGAS	3,018.00 CCF	310,854 KBtu	4.303 KBtu/SqFt	\$4,167.45	\$1.381 /CCF	\$0.058 /SqFt
SEWER	8.00 CCF			\$141.84	\$17.730 /CCF	\$0.002 /SqFt
WATER	10.00 CCF			\$157.34	\$15.734 /CCF	\$0.002 /SqFt
Totals:		437,098 KBtu	6.050 KBtu/SqFt	\$8,939.54		

Energy

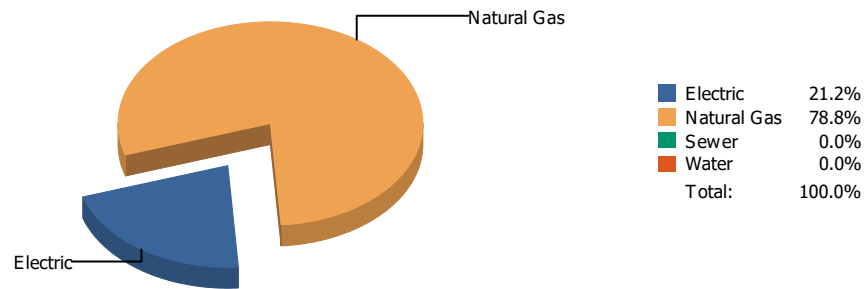


Cost

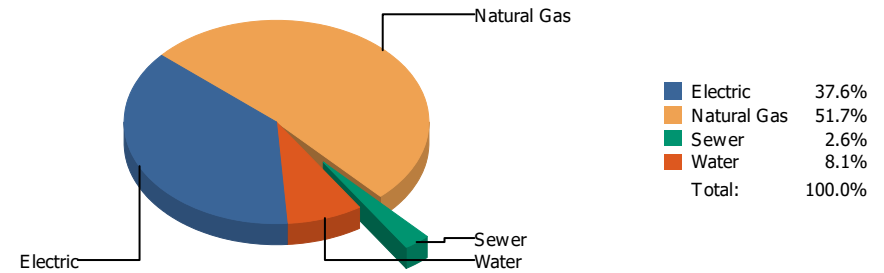


Commodity	Common Use	Energy Use	Energy Use / Area	Total Cost	Cost / Unit	Cost / Area
Place: [LUNDY_2] LUNDY 177 [BUILDING]						
Area: 112,731 SqFt						
Billing Period: Feb 2023						
ELECTRIC	50,800.00 kWh	173,330 KBtu	1.538 KBtu/SqFt	\$4,883.38	\$0.096 /kWh	\$0.043 /SqFt
NATURALGAS	5,776.00 CCF	594,928 KBtu	5.277 KBtu/SqFt	\$8,034.09	\$1.391 /CCF	\$0.071 /SqFt
SEWER	87.00 CCF			\$631.69	\$7.261 /CCF	\$0.006 /SqFt
WATER	49.00 CCF			\$802.92	\$16.386 /CCF	\$0.007 /SqFt
Totals:		768,258 KBtu	6.815 KBtu/SqFt	\$14,352.08		

Energy



Cost



Commodity	Common Use	Energy Use	Energy Use / Area	Total Cost	Cost / Unit	Cost / Area
Place: [MAC] MACARTHUR 129 [BUILDING]						
Area: 143,341 SqFt						
Billing Period: Feb 2023						
ELECTRIC	63,600.00 kWh	217,003 KBtu	1.514 KBtu/SqFt	\$7,667.76	\$0.121 /kWh	\$0.053 /SqFt
NATURALGAS	7,844.00 CCF	807,932 KBtu	5.636 KBtu/SqFt	\$10,541.51	\$1.344 /CCF	\$0.074 /SqFt
SEWER	103.00 CCF			\$525.95	\$5.106 /CCF	\$0.004 /SqFt
WATER	309.00 CCF			\$1,654.87	\$5.356 /CCF	\$0.012 /SqFt
Totals:		1,024,935 KBtu	7.150 KBtu/SqFt	\$20,390.09		

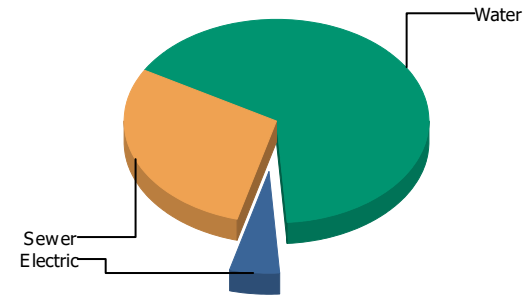
Energy

Electric



Electric 100.0%
 Sewer 0.0%
 Water 0.0%
 Total: 100.0%

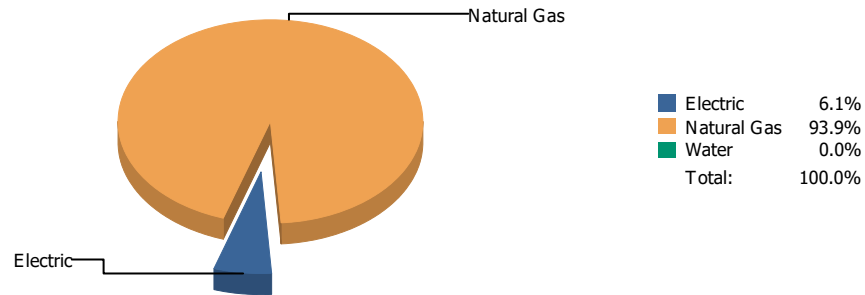
Cost



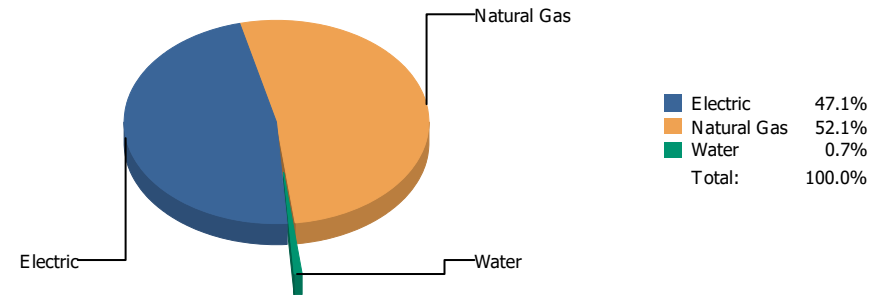
Electric 5.4%
 Sewer 29.1%
 Water 65.5%
 Total: 100.0%

Commodity	Common Use	Energy Use	Energy Use / Area	Total Cost	Cost / Unit	Cost / Area
Place: [MAGOFFIN] MAGOFFIN CUSTODIAL 047 [BUILDING]						
Area: 76,378 SqFt						
Billing Period: Feb 2023						
ELECTRIC	420.00 kWh	1,433 KBtu	0.019 KBtu/SqFt	\$86.04	\$0.205 /kWh	\$0.001 /SqFt
SEWER	21.00 CCF			\$467.35	\$22.255 /CCF	\$0.006 /SqFt
WATER	75.00 CCF			\$1,052.02	\$14.027 /CCF	\$0.014 /SqFt
Totals:		1,433 KBtu	0.019 KBtu/SqFt	\$1,605.41		

Energy

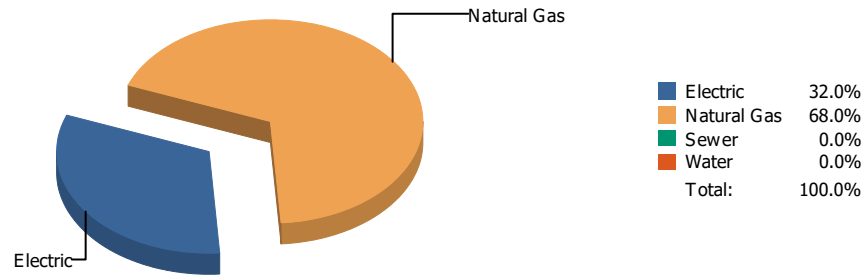


Cost

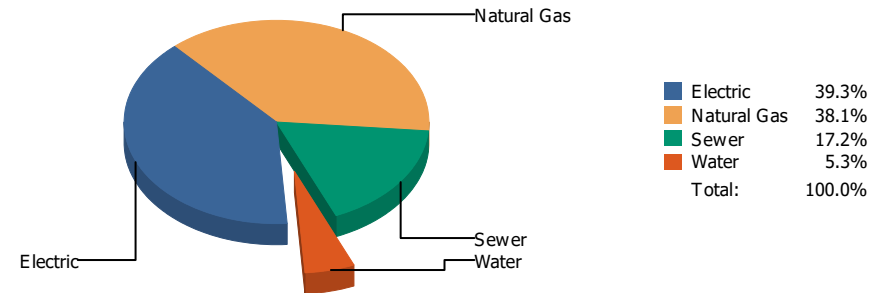


Commodity	Common Use	Energy Use	Energy Use / Area	Total Cost	Cost / Unit	Cost / Area
Place: [MAGOFFINNEWMIDDLESCHOOL] MAGOFFIN MIDDLE SCHOOL [BUILDING]						
Area: 116,136 SqFt						
Billing Period: Feb 2023						
ELECTRIC	12,540.00 kWh	42,786 KBtu	0.368 KBtu/SqFt	\$7,897.78	\$0.630 /kWh	\$0.068 /SqFt
NATURALGAS	6,341.00 CCF	653,123 KBtu	5.624 KBtu/SqFt	\$8,733.82	\$1.377 /CCF	\$0.075 /SqFt
WATER	0.00 CCF			\$123.09	\$0.000 /CCF	\$0.001 /SqFt
Totals:		695,909 KBtu	5.992 KBtu/SqFt	\$16,754.69		

Energy

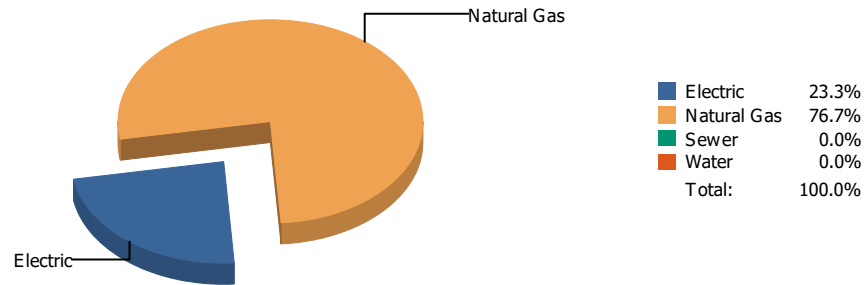


Cost

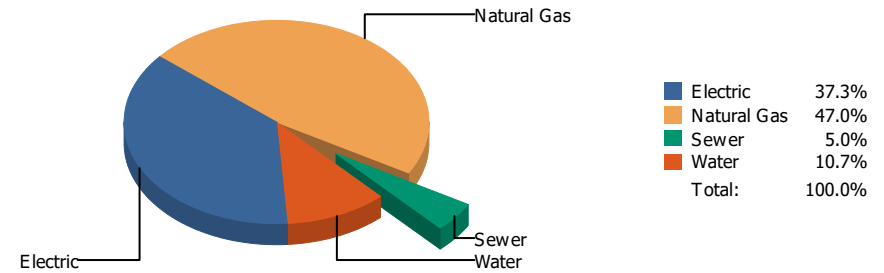


Commodity	Common Use	Energy Use	Energy Use / Area	Total Cost	Cost / Unit	Cost / Area
Place: [MAXINE] MAXINE SILVA HEALTH MAGNET 011 [BUILDING]						
Area: 80,909 SqFt						
Billing Period: Feb 2023						
ELECTRIC	41,100.00 kWh	140,233 KBtu	1.733 KBtu/SqFt	\$4,117.35	\$0.100 /kWh	\$0.051 /SqFt
NATURALGAS	2,887.00 CCF	297,361 KBtu	3.675 KBtu/SqFt	\$3,995.88	\$1.384 /CCF	\$0.049 /SqFt
SEWER	616.00 CCF			\$1,803.32	\$2.927 /CCF	\$0.022 /SqFt
WATER	98.00 CCF			\$558.54	\$5.699 /CCF	\$0.007 /SqFt
Totals:		437,594 KBtu	5.408 KBtu/SqFt	\$10,475.09		

Energy



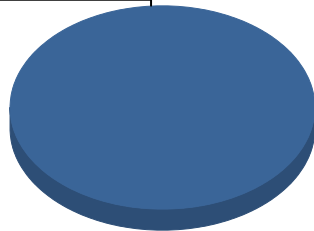
Cost



Commodity	Common Use	Energy Use	Energy Use / Area	Total Cost	Cost / Unit	Cost / Area
Place: [MESITA] MESITA 130 [BUILDING] Area: 100,583 SqFt Billing Period: Feb 2023						
ELECTRIC	39,720.00 kWh	135,525 KBtu	1.347 KBtu/SqFt	\$4,877.93	\$0.123 /kWh	\$0.048 /SqFt
NATURALGAS	4,338.00 CCF	446,814 KBtu	4.442 KBtu/SqFt	\$6,140.98	\$1.416 /CCF	\$0.061 /SqFt
SEWER	94.00 CCF			\$649.12	\$6.906 /CCF	\$0.006 /SqFt
WATER	188.00 CCF			\$1,398.29	\$7.438 /CCF	\$0.014 /SqFt
Totals:		582,339 KBtu	5.790 KBtu/SqFt	\$13,066.32		

Energy

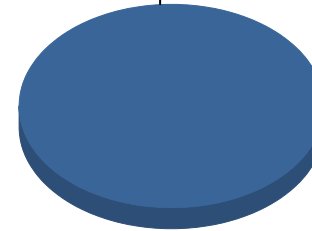
Electric



■ Electric 100.0%
Total: 100.0%

Cost

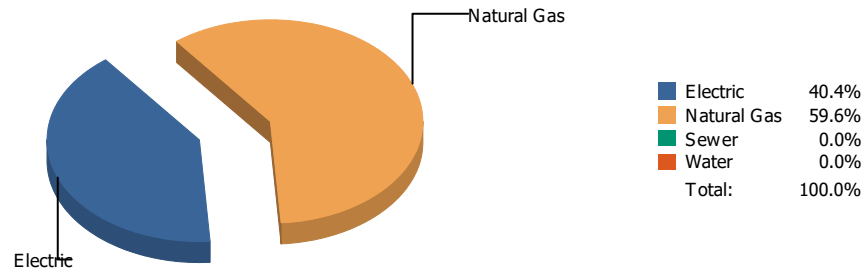
Electric



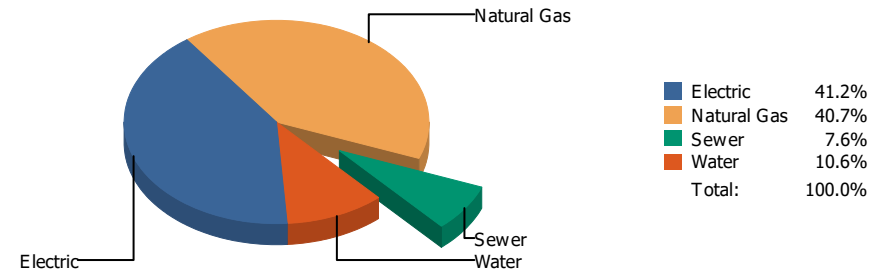
■ Electric 100.0%
Total: 100.0%

Commodity	Common Use	Energy Use	Energy Use / Area	Total Cost	Cost / Unit	Cost / Area
Place: [MILAM] MILAM 131 [BUILDING]						
Area: 63,641 SqFt						
Billing Period: Feb 2023						
ELECTRIC	14,040.00 kWh	47,904 KBtu	0.753 KBtu/SqFt	\$1,645.19	\$0.117 /kWh	\$0.026 /SqFt
Totals:		47,904 KBtu	0.753 KBtu/SqFt	\$1,645.19		

Energy

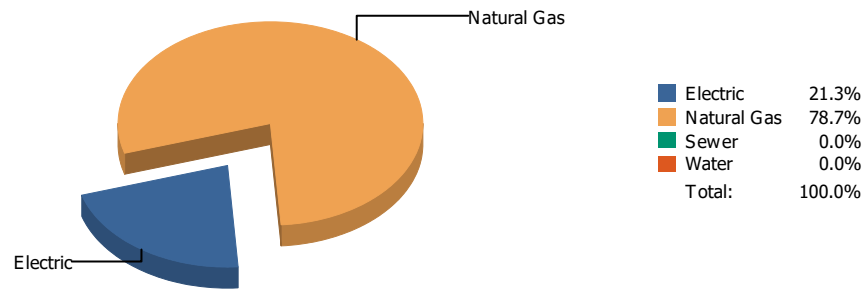


Cost

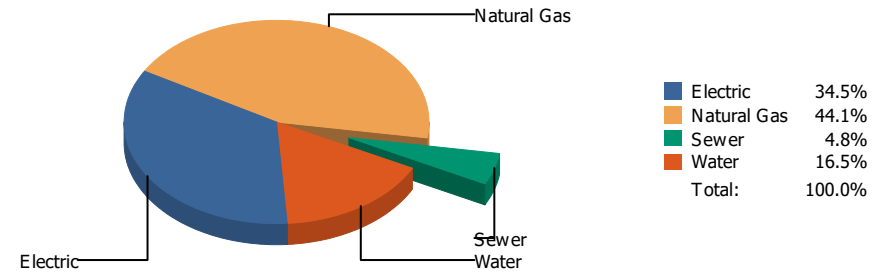


Commodity	Common Use	Energy Use	Energy Use / Area	Total Cost	Cost / Unit	Cost / Area
Place: [MOREHEAD] MOREHEAD 046 [BUILDING]						
Area: 119,353 SqFt						
Billing Period: Feb 2023						
ELECTRIC	99,351.00 kWh	338,986 KBtu	2.840 KBtu/SqFt	\$7,114.21	\$0.072 /kWh	\$0.059 /SqFt
NATURALGAS	4,851.00 CCF	499,653 KBtu	4.186 KBtu/SqFt	\$7,031.10	\$1.449 /CCF	\$0.059 /SqFt
SEWER	191.00 CCF			\$1,305.71	\$6.836 /CCF	\$0.011 /SqFt
WATER	300.00 CCF			\$1,825.49	\$6.085 /CCF	\$0.015 /SqFt
Totals:		838,639 KBtu	7.027 KBtu/SqFt	\$17,276.51		

Energy

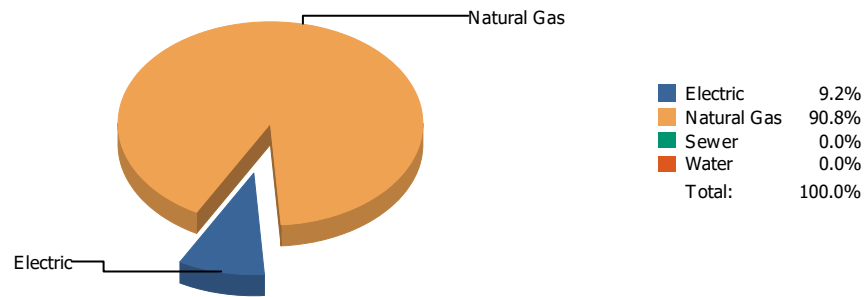


Cost

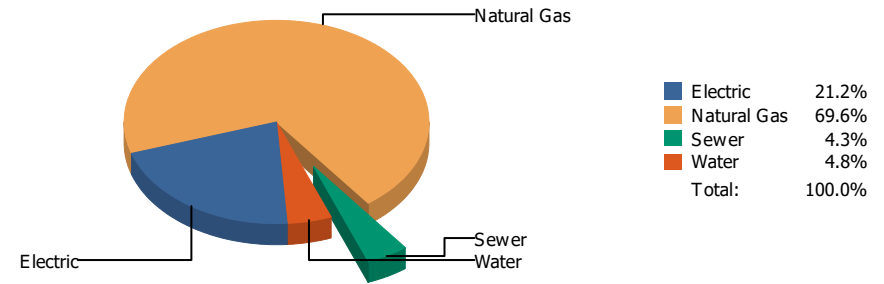


Commodity	Common Use	Energy Use	Energy Use / Area	Total Cost	Cost / Unit	Cost / Area
Place: [MOYE_2] MOYE [BUILDING]						
Area: 93,197 SqFt						
Billing Period: Feb 2023						
ELECTRIC	27,720.00 kWh	94,581 KBtu	1.015 KBtu/SqFt	\$3,652.38	\$0.132 /kWh	\$0.039 /SqFt
NATURALGAS	3,400.00 CCF	350,200 KBtu	3.758 KBtu/SqFt	\$4,667.73	\$1.373 /CCF	\$0.050 /SqFt
SEWER	39.00 CCF			\$512.17	\$13.133 /CCF	\$0.005 /SqFt
WATER	364.00 CCF			\$1,742.07	\$4.786 /CCF	\$0.019 /SqFt
Totals:		444,781 KBtu	4.772 KBtu/SqFt	\$10,574.35		

Energy



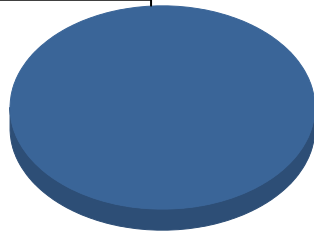
Cost



Commodity	Common Use	Energy Use	Energy Use / Area	Total Cost	Cost / Unit	Cost / Area
Place: [MULTI-MEDIACENTER] MULTI-MEDIA CENTER [BUILDING]						
Area: 27,633 SqFt						
Billing Period: Feb 2023						
ELECTRIC	9,211.00 kWh	31,428 KBtu	1.137 KBtu/SqFt	\$1,271.66	\$0.138 /kWh	\$0.046 /SqFt
NATURALGAS	3,004.00 CCF	309,412 KBtu	11.197 KBtu/SqFt	\$4,169.74	\$1.388 /CCF	\$0.151 /SqFt
SEWER	55.00 CCF			\$258.87	\$4.707 /CCF	\$0.009 /SqFt
WATER	60.00 CCF			\$288.34	\$4.806 /CCF	\$0.010 /SqFt
Totals:		340,840 KBtu	12.335 KBtu/SqFt	\$5,988.61		

Energy

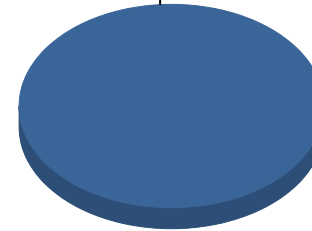
Electric



■ Electric 100.0%
Total: 100.0%

Cost

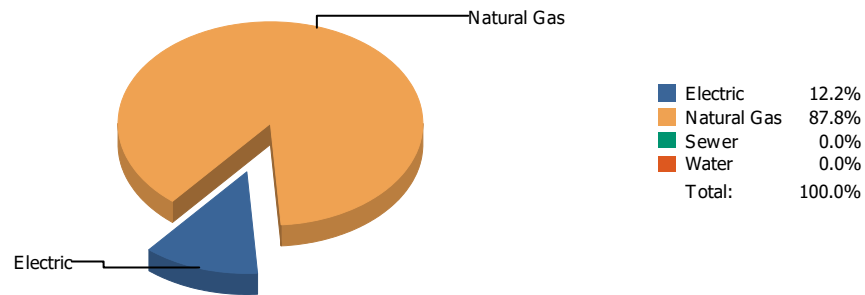
Electric



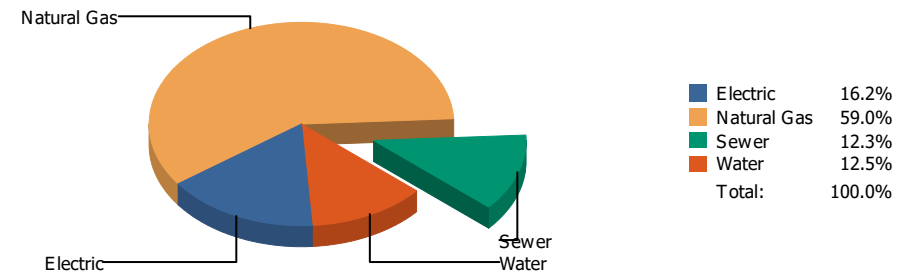
■ Electric 100.0%
Total: 100.0%

Commodity	Common Use	Energy Use	Energy Use / Area	Total Cost	Cost / Unit	Cost / Area
Place: [NE-AREA-OFFICES] N.E. AREA OFFICES 882 [BUILDING]						
Area: 7,328 SqFt						
Billing Period: Feb 2023						
ELECTRIC	80.00 kWh	273 KBtu	0.037 KBtu/SqFt	\$45.47	\$0.568 /kWh	\$0.006 /SqFt
Totals:		273 KBtu	0.037 KBtu/SqFt	\$45.47		

Energy

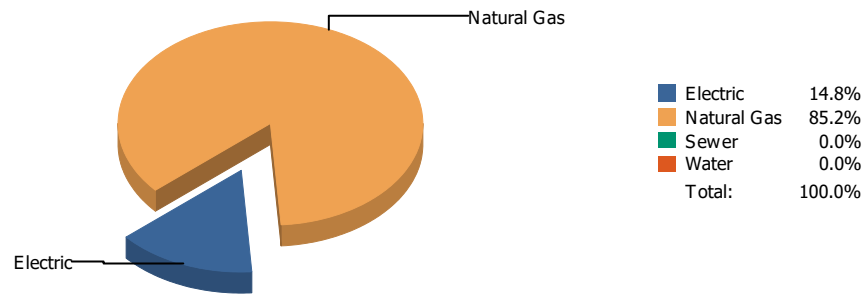


Cost

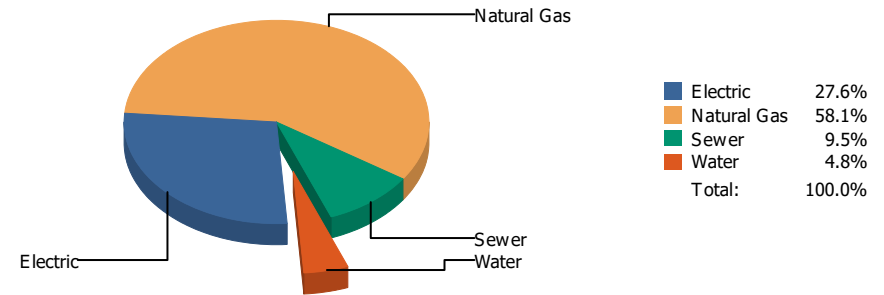


Commodity	Common Use	Energy Use	Energy Use / Area	Total Cost	Cost / Unit	Cost / Area
Place: [NETTRANSPORTATION] N.E. TRANSPORTATION 826 [BUILDING]						
Area: 5,995 SqFt						
Billing Period: Feb 2023						
ELECTRIC	6,790.00 kWh	23,167 KBtu	3.864 KBtu/SqFt	\$641.71	\$0.095 /kWh	\$0.107 /SqFt
NATURALGAS	1,615.00 CCF	166,345 KBtu	27.747 KBtu/SqFt	\$2,330.07	\$1.443 /CCF	\$0.389 /SqFt
SEWER	28.00 CCF			\$484.78	\$17.314 /CCF	\$0.081 /SqFt
WATER	34.00 CCF			\$494.74	\$14.551 /CCF	\$0.083 /SqFt
Totals:		189,512 KBtu	31.612 KBtu/SqFt	\$3,951.30		

Energy

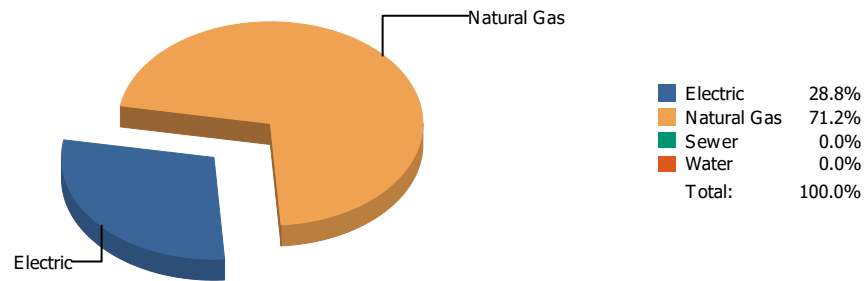


Cost

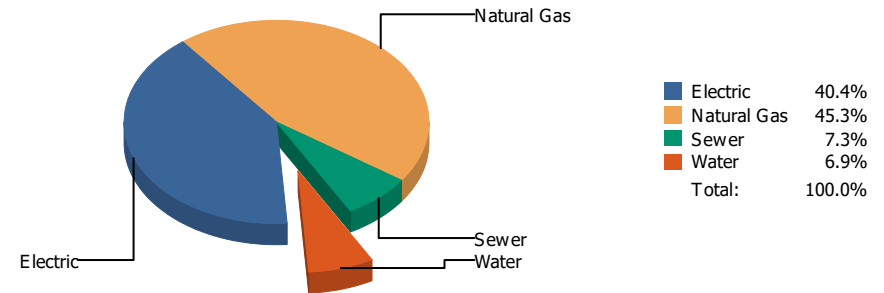


Commodity	Common Use	Energy Use	Energy Use / Area	Total Cost	Cost / Unit	Cost / Area
Place: [NEWMAN] NEWMAN ELEMENTARY 133 [BUILDING]						
Area: 73,291 SqFt						
Billing Period: Feb 2023						
ELECTRIC	19,172.00 kWh	65,415 KBtu	0.893 KBtu/SqFt	\$2,587.35	\$0.135 /kWh	\$0.035 /SqFt
NATURALGAS	3,668.00 CCF	377,804 KBtu	5.155 KBtu/SqFt	\$5,448.79	\$1.485 /CCF	\$0.074 /SqFt
SEWER	271.00 CCF			\$893.60	\$3.297 /CCF	\$0.012 /SqFt
WATER	84.00 CCF			\$453.86	\$5.403 /CCF	\$0.006 /SqFt
Totals:		443,219 KBtu	6.047 KBtu/SqFt	\$9,383.60		

Energy

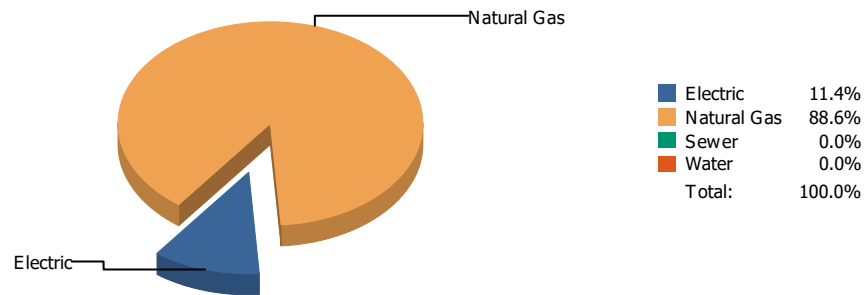


Cost

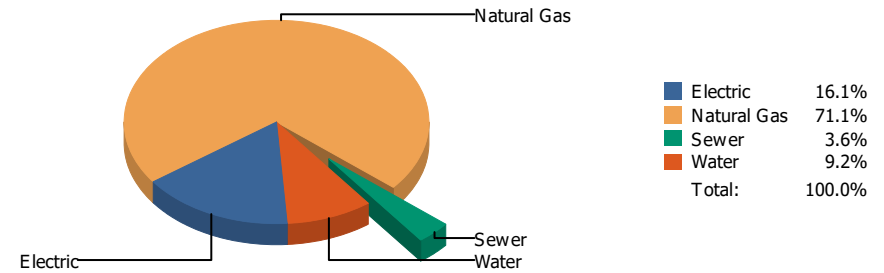


Commodity	Common Use	Energy Use	Energy Use / Area	Total Cost	Cost / Unit	Cost / Area
Place: [NIXON] L.A. NIXON 161 [BUILDING] Area: 76,873 SqFt Billing Period: Feb 2023						
ELECTRIC	35,920.00 kWh	122,559 KBtu	1.594 KBtu/SqFt	\$3,813.15	\$0.106 /kWh	\$0.050 /SqFt
NATURALGAS	2,937.00 CCF	302,511 KBtu	3.935 KBtu/SqFt	\$4,276.44	\$1.456 /CCF	\$0.056 /SqFt
SEWER	81.00 CCF			\$689.98	\$8.518 /CCF	\$0.009 /SqFt
WATER	66.00 CCF			\$653.88	\$9.907 /CCF	\$0.008 /SqFt
Totals:		425,070 KBtu	5.530 KBtu/SqFt	\$9,433.45		

Energy

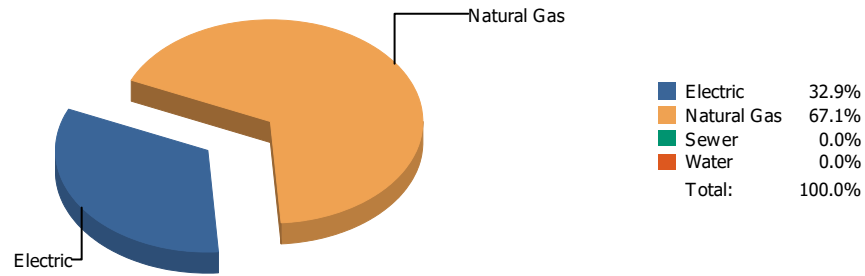


Cost

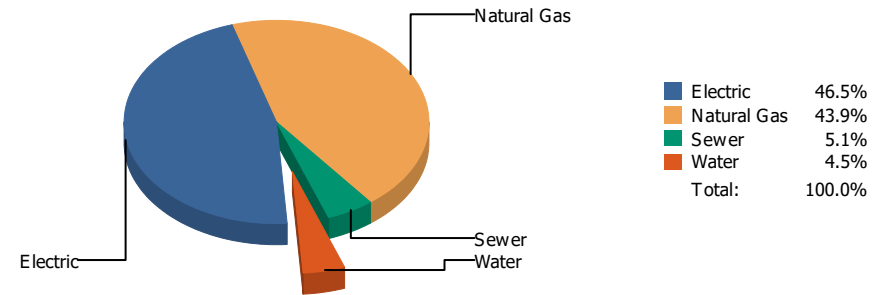


Commodity	Common Use	Energy Use	Energy Use / Area	Total Cost	Cost / Unit	Cost / Area
Place: [OCC-CTR] OCCUPATIONAL CTR. [BUILDING]						
Area: 11,845 SqFt						
Billing Period: Feb 2023						
ELECTRIC	5,600.00 kWh	19,107 KBtu	1.613 KBtu/SqFt	\$477.52	\$0.085 /kWh	\$0.040 /SqFt
NATURALGAS	1,437.00 CCF	148,011 KBtu	12.496 KBtu/SqFt	\$2,106.83	\$1.466 /CCF	\$0.178 /SqFt
SEWER	4.00 CCF			\$106.85	\$26.713 /CCF	\$0.009 /SqFt
WATER	43.00 CCF			\$271.54	\$6.315 /CCF	\$0.023 /SqFt
Totals:		167,118 KBtu	14.109 KBtu/SqFt	\$2,962.74		

Energy

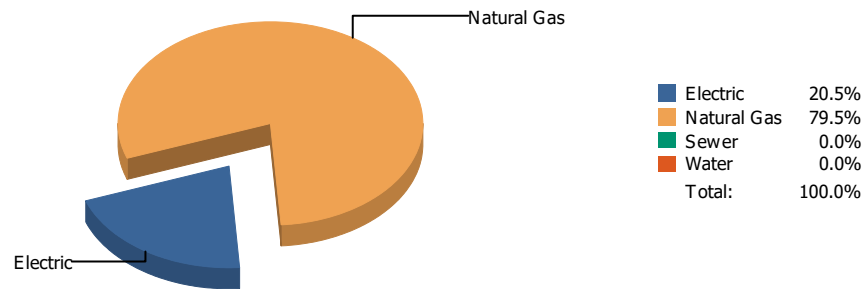


Cost

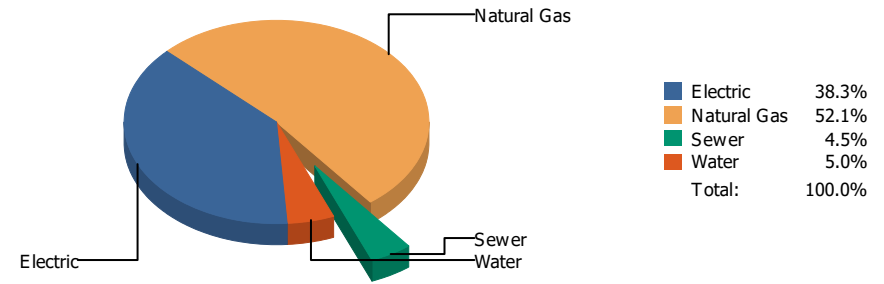


Commodity	Common Use	Energy Use	Energy Use / Area	Total Cost	Cost / Unit	Cost / Area
Place: [PARK] PARK 134 [BUILDING] Area: 63,609 SqFt Billing Period: Feb 2023						
ELECTRIC	47,016.00 kWh	160,419 KBtu	2.522 KBtu/SqFt	\$4,859.14	\$0.103 /kWh	\$0.076 /SqFt
NATURALGAS	3,177.00 CCF	327,231 KBtu	5.144 KBtu/SqFt	\$4,590.50	\$1.445 /CCF	\$0.072 /SqFt
SEWER	77.00 CCF			\$532.46	\$6.915 /CCF	\$0.008 /SqFt
WATER	45.00 CCF			\$467.91	\$10.398 /CCF	\$0.007 /SqFt
Totals:		487,650 KBtu	7.666 KBtu/SqFt	\$10,450.01		

Energy

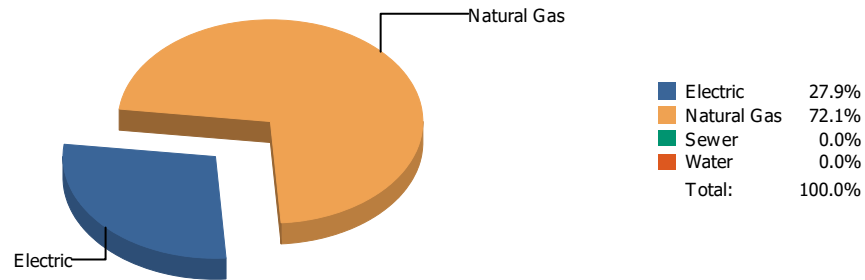


Cost

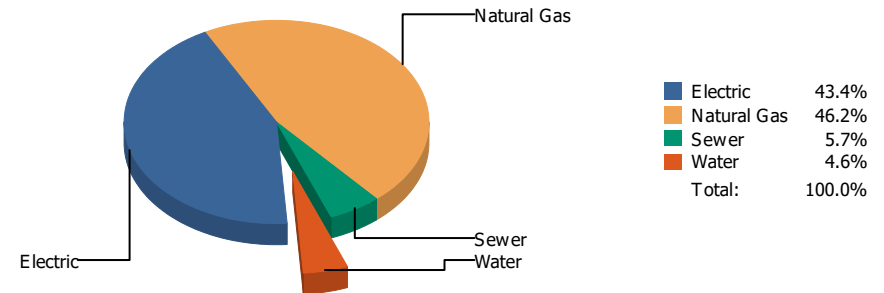


Commodity	Common Use	Energy Use	Energy Use / Area	Total Cost	Cost / Unit	Cost / Area
Place: [PAUL-MORENO_1] PAUL MORENO 167 [BUILDING]						
Area: 87,824 SqFt						
Billing Period: Feb 2023						
ELECTRIC	37,000.00 kWh	126,244 KBtu	1.437 KBtu/SqFt	\$4,908.49	\$0.133 /kWh	\$0.056 /SqFt
NATURALGAS	4,742.00 CCF	488,426 KBtu	5.561 KBtu/SqFt	\$6,672.85	\$1.407 /CCF	\$0.076 /SqFt
SEWER	84.00 CCF			\$575.53	\$6.852 /CCF	\$0.007 /SqFt
WATER	76.00 CCF			\$645.22	\$8.490 /CCF	\$0.007 /SqFt
Totals:		614,670 KBtu	6.999 KBtu/SqFt	\$12,802.09		

Energy

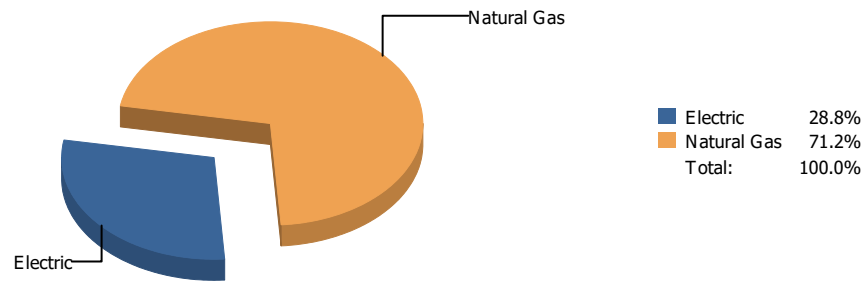


Cost

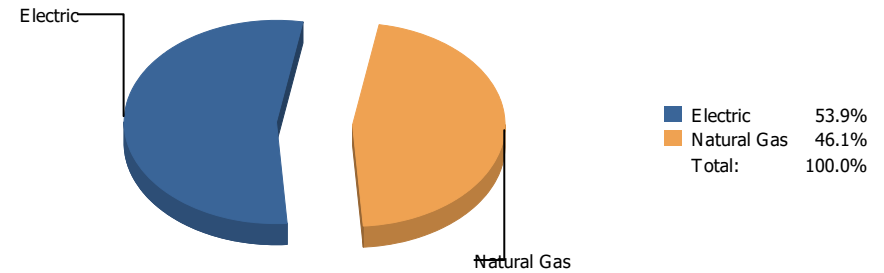


Commodity	Common Use	Energy Use	Energy Use / Area	Total Cost	Cost / Unit	Cost / Area
Place: [POLK] POLK 159 [BUILDING] Area: 67,321 SqFt Billing Period: Feb 2023						
ELECTRIC	42,280.00 kWh	144,259 KBtu	2.143 KBtu/SqFt	\$4,880.43	\$0.115 /kWh	\$0.072 /SqFt
NATURALGAS	3,616.00 CCF	372,448 KBtu	5.532 KBtu/SqFt	\$5,190.47	\$1.435 /CCF	\$0.077 /SqFt
SEWER	149.00 CCF			\$640.49	\$4.299 /CCF	\$0.010 /SqFt
WATER	99.00 CCF			\$521.47	\$5.267 /CCF	\$0.008 /SqFt
Totals:		516,707 KBtu	7.675 KBtu/SqFt	\$11,232.86		

Energy

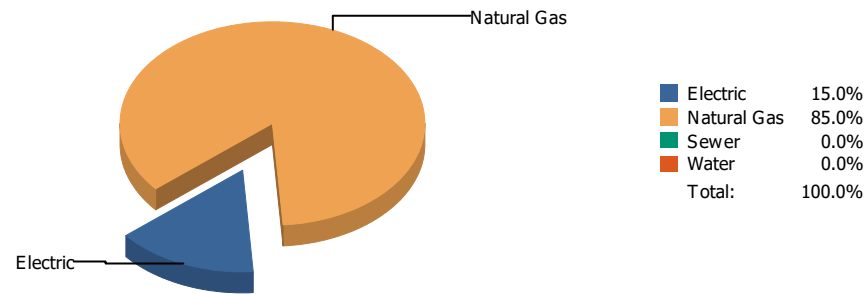


Cost

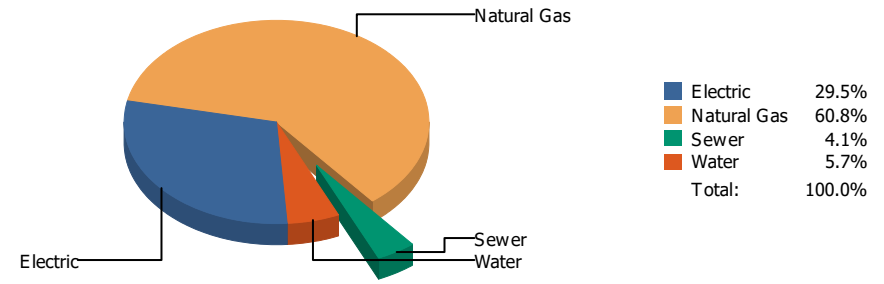


Commodity	Common Use	Energy Use	Energy Use / Area	Total Cost	Cost / Unit	Cost / Area
Place: [POWELL_2] POWELL Area: 79,770 SqFt Billing Period: Feb 2023						
ELECTRIC	36,360.00 kWh	124,060 KBtu	1.555 KBtu/SqFt	\$4,827.35	\$0.133 /kWh	\$0.061 /SqFt
NATURALGAS	2,984.00 CCF	307,352 KBtu	3.853 KBtu/SqFt	\$4,122.94	\$1.382 /CCF	\$0.052 /SqFt
Totals:		431,412 KBtu	5.408 KBtu/SqFt	\$8,950.29		

Energy

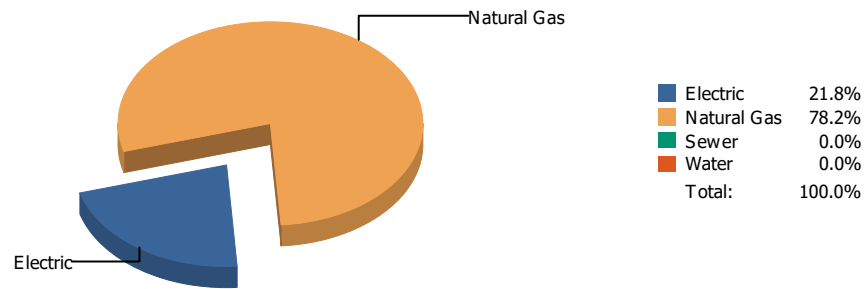


Cost

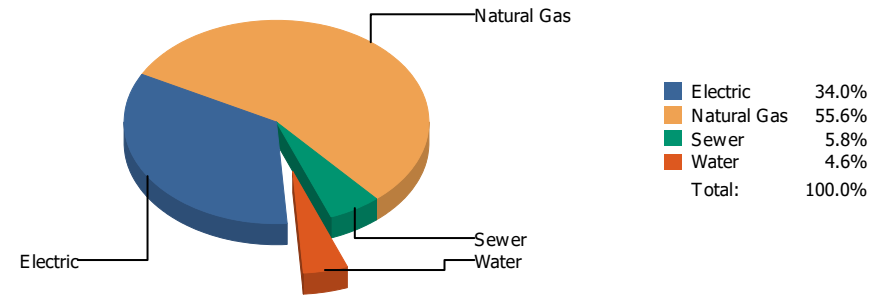


Commodity	Common Use	Energy Use	Energy Use / Area	Total Cost	Cost / Unit	Cost / Area
Place: [PROFESSIONAL-DEV] EPISD PROF DEVELOPMENT CENTER931 [BUILDING]						
Area: 18,400 SqFt						
Billing Period: Feb 2023						
ELECTRIC	7,080.00 kWh	24,157 KBtu	1.313 KBtu/SqFt	\$950.12	\$0.134 /kWh	\$0.052 /SqFt
NATURALGAS	1,326.00 CCF	136,578 KBtu	7.423 KBtu/SqFt	\$1,960.69	\$1.479 /CCF	\$0.107 /SqFt
SEWER	14.00 CCF			\$131.75	\$9.411 /CCF	\$0.007 /SqFt
WATER	21.00 CCF			\$182.44	\$8.688 /CCF	\$0.010 /SqFt
Totals:		160,735 KBtu	8.736 KBtu/SqFt	\$3,225.00		

Energy

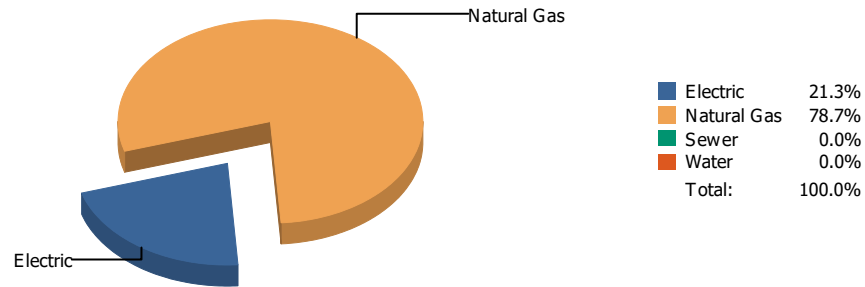


Cost

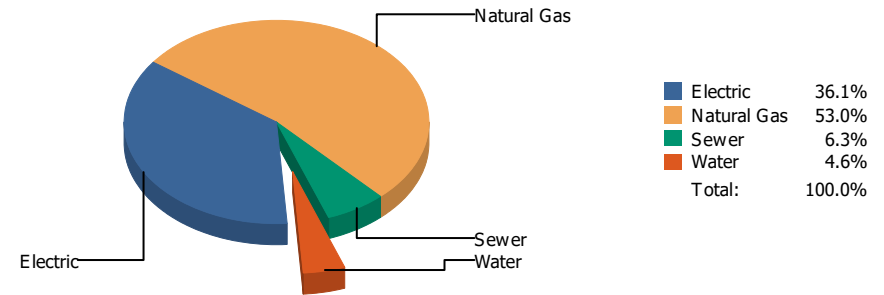


Commodity	Common Use	Energy Use	Energy Use / Area	Total Cost	Cost / Unit	Cost / Area
Place: [PUTNAM] PUTNAM 135 [BUILDING] Area: 61,978 SqFt Billing Period: Feb 2023						
ELECTRIC	27,400.00 kWh	93,489 KBtu	1.508 KBtu/SqFt	\$2,884.01	\$0.105 /kWh	\$0.046 /SqFt
NATURALGAS	3,256.00 CCF	335,368 KBtu	5.411 KBtu/SqFt	\$4,716.54	\$1.449 /CCF	\$0.076 /SqFt
SEWER	90.00 CCF			\$488.44	\$5.427 /CCF	\$0.008 /SqFt
WATER	73.00 CCF			\$392.46	\$5.376 /CCF	\$0.006 /SqFt
Totals:		428,857 KBtu	6.920 KBtu/SqFt	\$8,481.45		

Energy

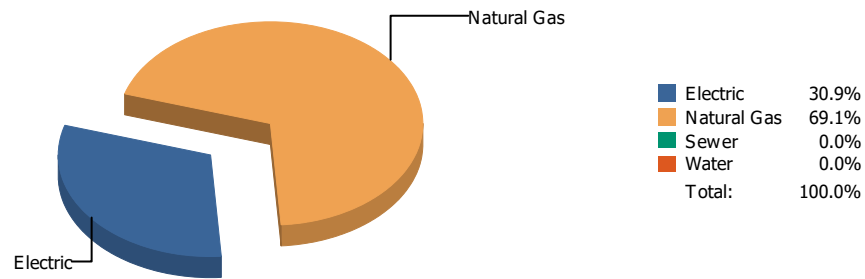


Cost

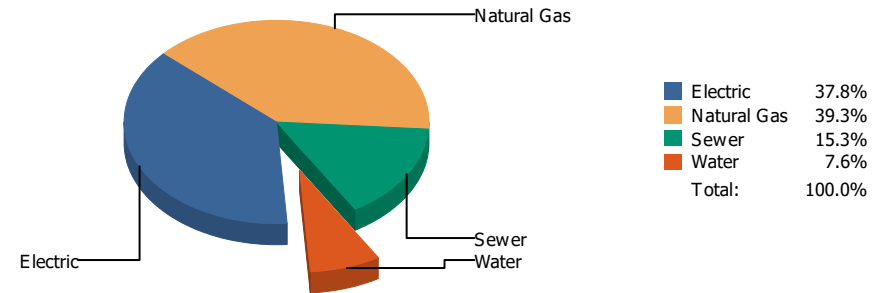


Commodity	Common Use	Energy Use	Energy Use / Area	Total Cost	Cost / Unit	Cost / Area
Place: [RICHARDS] RICHARDSON [BUILDING]						
Area: 115,872 SqFt						
Billing Period: Feb 2023						
ELECTRIC	53,700.00 kWh	183,224 KBtu	1.581 KBtu/SqFt	\$5,987.84	\$0.112 /kWh	\$0.052 /SqFt
NATURALGAS	6,554.00 CCF	675,062 KBtu	5.826 KBtu/SqFt	\$8,798.24	\$1.342 /CCF	\$0.076 /SqFt
SEWER	314.00 CCF			\$1,051.34	\$3.348 /CCF	\$0.009 /SqFt
WATER	138.00 CCF			\$758.90	\$5.499 /CCF	\$0.006 /SqFt
Totals:		858,286 KBtu	7.407 KBtu/SqFt	\$16,596.32		

Energy



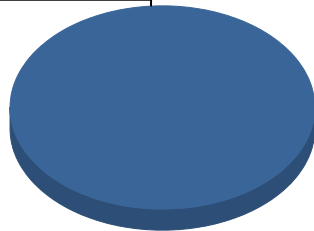
Cost



Commodity	Common Use	Energy Use	Energy Use / Area	Total Cost	Cost / Unit	Cost / Area
Place: [RIVERA] RIVERA 156 [BUILDING] Area: 77,562 SqFt Billing Period: Feb 2023						
ELECTRIC	36,026.00 kWh	122,921 KBtu	1.585 KBtu/SqFt	\$3,792.98	\$0.105 /kWh	\$0.049 /SqFt
NATURALGAS	2,663.00 CCF	274,289 KBtu	3.536 KBtu/SqFt	\$3,935.89	\$1.478 /CCF	\$0.051 /SqFt
SEWER	459.00 CCF			\$1,534.31	\$3.343 /CCF	\$0.020 /SqFt
WATER	66.00 CCF			\$762.70	\$11.556 /CCF	\$0.010 /SqFt
Totals:		397,210 KBtu	5.121 KBtu/SqFt	\$10,025.88		

Energy

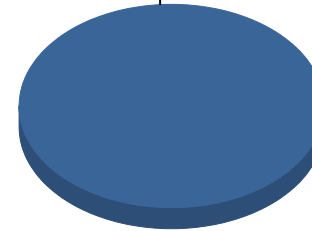
Electric



■ Electric 100.0%
Total: 100.0%

Cost

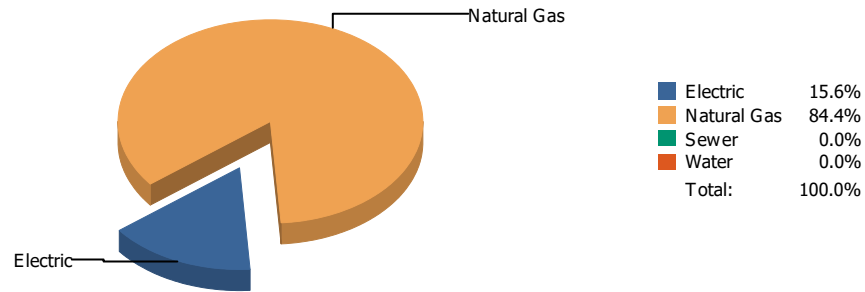
Electric



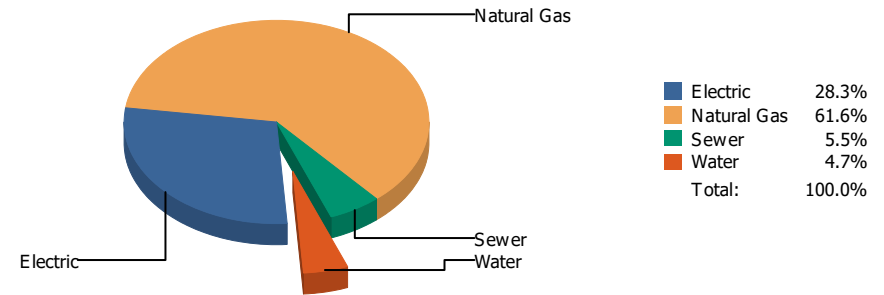
■ Electric 100.0%
Total: 100.0%

Commodity	Common Use	Energy Use	Energy Use / Area	Total Cost	Cost / Unit	Cost / Area
Place: [ROBERTS] ROBERTS 136 [BUILDING] Area: 81,457 SqFt Billing Period: Feb 2023						
ELECTRIC	5,100.00 kWh	17,401 KBtu	0.214 KBtu/SqFt	\$438.08	\$0.086 /kWh	\$0.005 /SqFt
Totals:		17,401 KBtu	0.214 KBtu/SqFt	\$438.08		

Energy

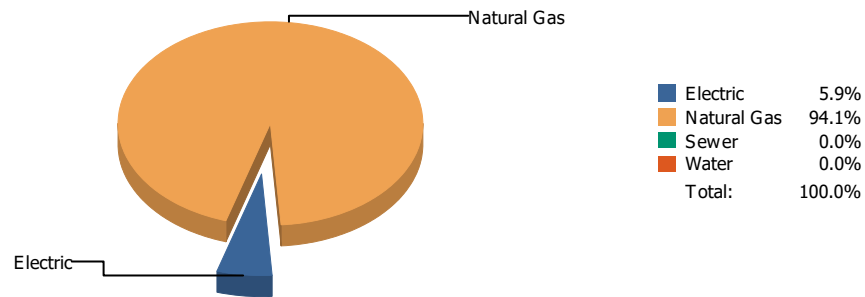


Cost

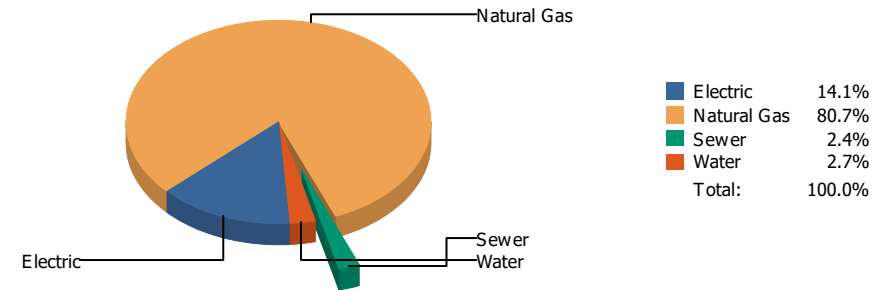


Commodity	Common Use	Energy Use	Energy Use / Area	Total Cost	Cost / Unit	Cost / Area
Place: [RUSK] RUSK 138 [BUILDING] Area: 67,240 SqFt Billing Period: Feb 2023						
ELECTRIC	16,209.00 kWh	55,305 KBtu	0.823 KBtu/SqFt	\$1,957.59	\$0.121 /kWh	\$0.029 /SqFt
NATURALGAS	2,913.00 CCF	300,039 KBtu	4.462 KBtu/SqFt	\$4,265.03	\$1.464 /CCF	\$0.063 /SqFt
SEWER	54.00 CCF			\$378.30	\$7.006 /CCF	\$0.006 /SqFt
WATER	63.00 CCF			\$324.18	\$5.146 /CCF	\$0.005 /SqFt
Totals:		355,344 KBtu	5.285 KBtu/SqFt	\$6,925.10		

Energy



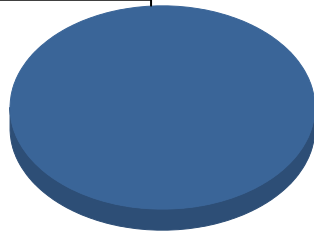
Cost



Commodity	Common Use	Energy Use	Energy Use / Area	Total Cost	Cost / Unit	Cost / Area
Place: [SAN-JAC] SAN JACINTO 139 [BUILDING]						
Area: 29,589 SqFt						
Billing Period: Feb 2023						
ELECTRIC	7,100.00 kWh	24,225 KBtu	0.819 KBtu/SqFt	\$890.29	\$0.125 /kWh	\$0.030 /SqFt
NATURALGAS	3,718.00 CCF	382,954 KBtu	12.942 KBtu/SqFt	\$5,084.53	\$1.368 /CCF	\$0.172 /SqFt
SEWER	12.00 CCF			\$151.80	\$12.650 /CCF	\$0.005 /SqFt
WATER	15.00 CCF			\$170.44	\$11.363 /CCF	\$0.006 /SqFt
Totals:		407,179 KBtu	13.761 KBtu/SqFt	\$6,297.06		

Energy

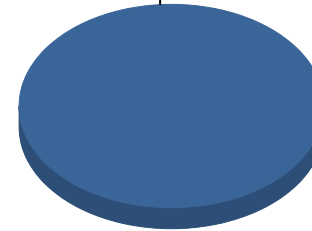
Electric



■ Electric 100.0%
Total: 100.0%

Cost

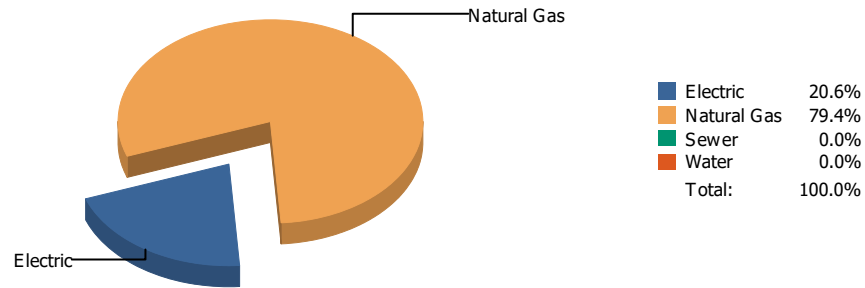
Electric



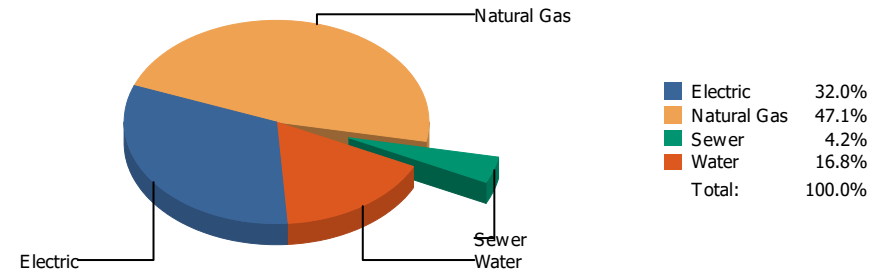
■ Electric 100.0%
Total: 100.0%

Commodity	Common Use	Energy Use	Energy Use / Area	Total Cost	Cost / Unit	Cost / Area
Place: [SCHUSTER] SCHUSTER 140 [BUILDING] Area: 34,371 SqFt Billing Period: Feb 2023						
ELECTRIC	80.00 kWh	273 KBtu	0.008 KBtu/SqFt	\$276.45	\$3.456 /kWh	\$0.008 /SqFt
Totals:		273 KBtu	0.008 KBtu/SqFt	\$276.45		

Energy

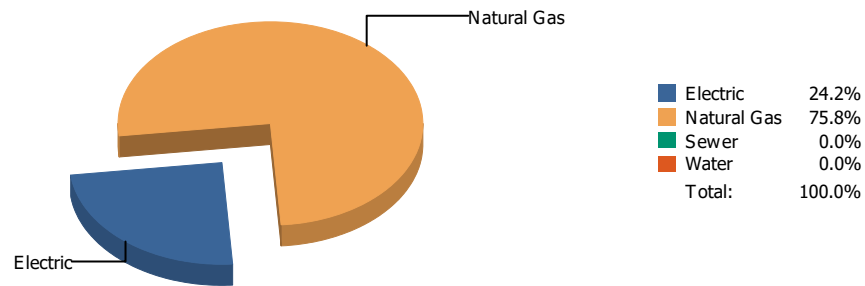


Cost

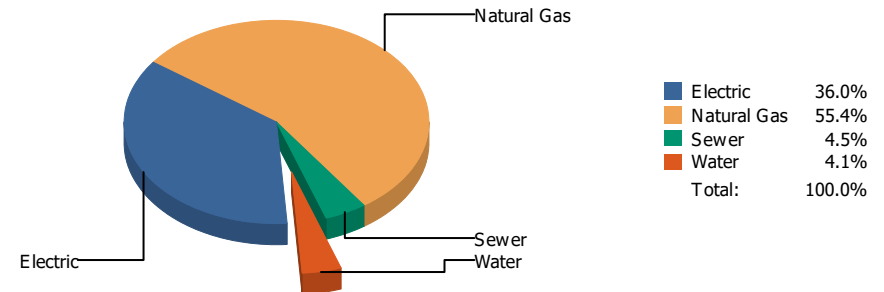


Commodity	Common Use	Energy Use	Energy Use / Area	Total Cost	Cost / Unit	Cost / Area
Place: [STANTON] STANTON 141 [BUILDING]						
Area: 75,957 SqFt						
Billing Period: Feb 2023						
ELECTRIC	23,585.00 kWh	80,472 KBtu	1.059 KBtu/SqFt	\$2,975.85	\$0.126 /kWh	\$0.039 /SqFt
NATURALGAS	3,020.00 CCF	311,060 KBtu	4.095 KBtu/SqFt	\$4,384.90	\$1.452 /CCF	\$0.058 /SqFt
SEWER	69.00 CCF			\$390.62	\$5.661 /CCF	\$0.005 /SqFt
WATER	251.00 CCF			\$1,561.23	\$6.220 /CCF	\$0.020 /SqFt
Totals:		391,532 KBtu	5.155 KBtu/SqFt	\$9,312.60		

Energy

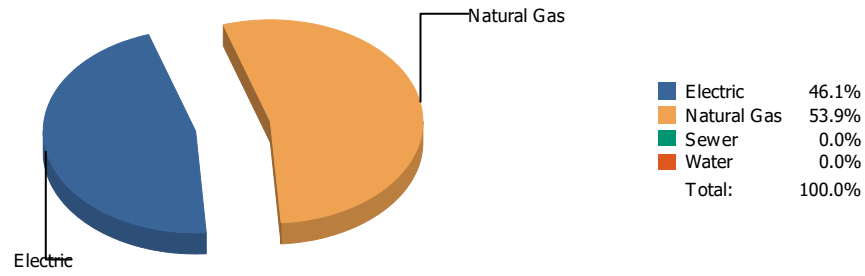


Cost

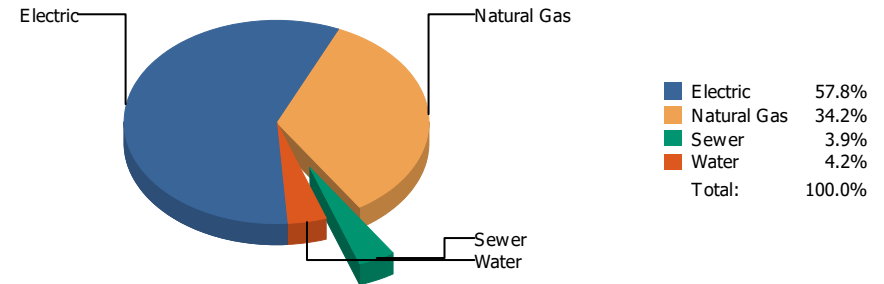


Commodity	Common Use	Energy Use	Energy Use / Area	Total Cost	Cost / Unit	Cost / Area
Place: [SUNRISEMOUNT] SUNRISE MOUNTAIN ELEMENTARY 150 [BUILDING]						
Area: 78,368 SqFt						
Billing Period: Feb 2023						
ELECTRIC	43,220.00 kWh	147,467 KBtu	1.882 KBtu/SqFt	\$3,964.10	\$0.092 /kWh	\$0.051 /SqFt
NATURALGAS	4,490.00 CCF	462,470 KBtu	5.901 KBtu/SqFt	\$6,095.19	\$1.358 /CCF	\$0.078 /SqFt
SEWER	53.00 CCF			\$498.34	\$9.403 /CCF	\$0.006 /SqFt
WATER	31.00 CCF			\$449.97	\$14.515 /CCF	\$0.006 /SqFt
Totals:		609,937 KBtu	7.783 KBtu/SqFt	\$11,007.60		

Energy

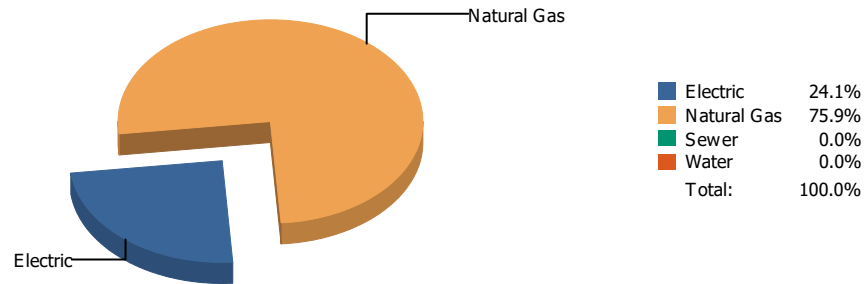


Cost

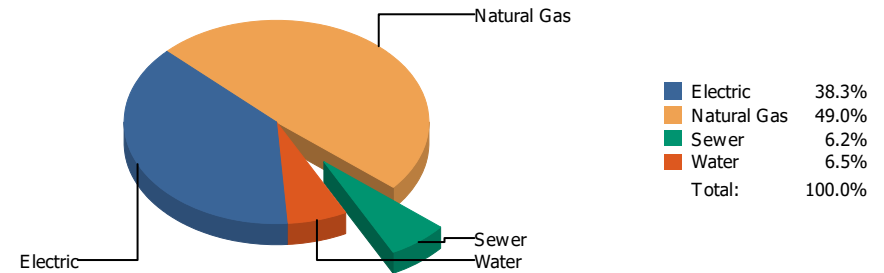


Commodity	Common Use	Energy Use	Energy Use / Area	Total Cost	Cost / Unit	Cost / Area
Place: [SUNSET-HIGH_1] TECHNOLOGY SERVICES [BUILDING]						
Area: 33,263 SqFt						
Billing Period: Feb 2023						
ELECTRIC	31,080.00 kWh	106,045 KBtu	3.188 KBtu/SqFt	\$3,047.41	\$0.098 /kWh	\$0.092 /SqFt
NATURALGAS	1,206.00 CCF	124,218 KBtu	3.734 KBtu/SqFt	\$1,802.42	\$1.495 /CCF	\$0.054 /SqFt
SEWER	34.00 CCF			\$206.58	\$6.076 /CCF	\$0.006 /SqFt
WATER	34.00 CCF			\$220.22	\$6.477 /CCF	\$0.007 /SqFt
Totals:		230,263 KBtu	6.922 KBtu/SqFt	\$5,276.63		

Energy

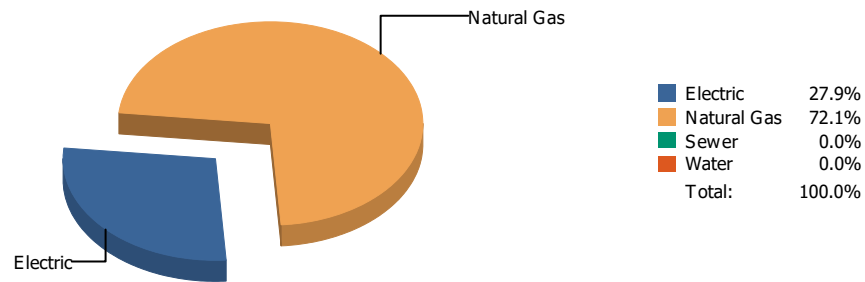


Cost

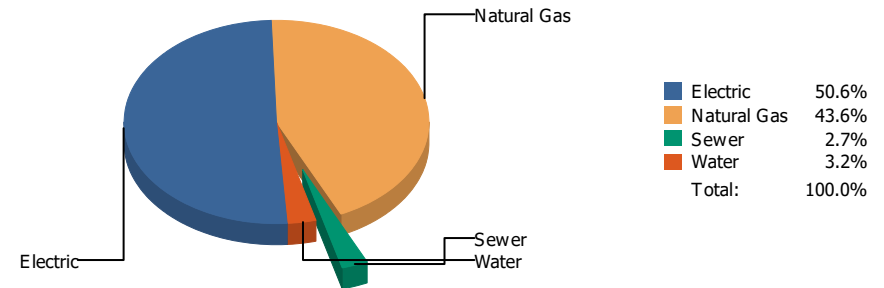


Commodity	Common Use	Energy Use	Energy Use / Area	Total Cost	Cost / Unit	Cost / Area
Place: [TIPPENELEMENTARY] TIPPIN ELEMENTARY 168 [BUILDING]						
Area: 88,360 SqFt						
Billing Period: Feb 2023						
ELECTRIC	47,160.00 kWh	160,910 KBtu	1.821 KBtu/SqFt	\$5,246.23	\$0.111 /kWh	\$0.059 /SqFt
NATURALGAS	4,925.00 CCF	507,275 KBtu	5.741 KBtu/SqFt	\$6,699.24	\$1.360 /CCF	\$0.076 /SqFt
SEWER	234.00 CCF			\$852.14	\$3.642 /CCF	\$0.010 /SqFt
WATER	101.00 CCF			\$885.49	\$8.767 /CCF	\$0.010 /SqFt
Totals:		668,185 KBtu	7.562 KBtu/SqFt	\$13,683.10		

Energy

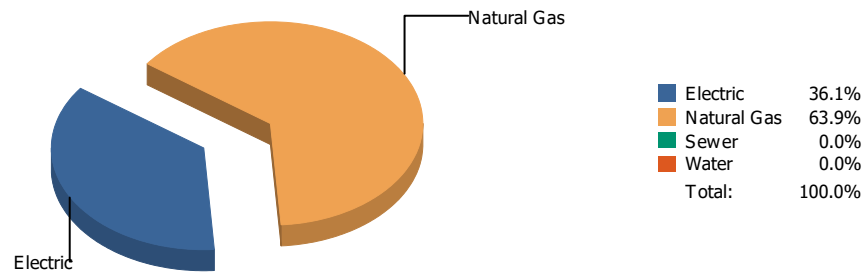


Cost

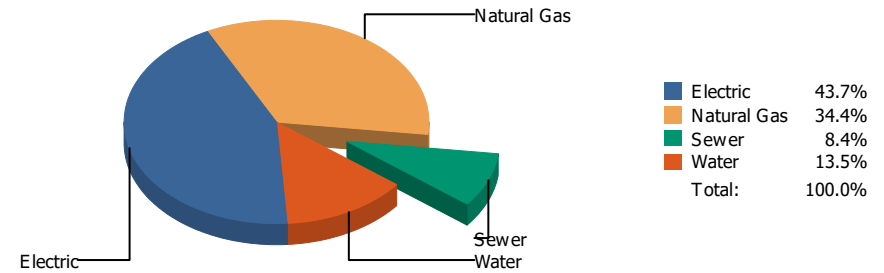


Commodity	Common Use	Energy Use	Energy Use / Area	Total Cost	Cost / Unit	Cost / Area
Place: [TOMLEA_2] TOM LEA 178 [BUILDING]						
Area: 88,828 SqFt						
Billing Period: Feb 2023						
ELECTRIC	68,160.00 kWh	232,562 KBtu	2.618 KBtu/SqFt	\$9,130.41	\$0.134 /kWh	\$0.103 /SqFt
NATURALGAS	5,848.00 CCF	602,344 KBtu	6.781 KBtu/SqFt	\$7,873.67	\$1.346 /CCF	\$0.089 /SqFt
SEWER	84.00 CCF			\$478.64	\$5.698 /CCF	\$0.005 /SqFt
WATER	92.00 CCF			\$570.80	\$6.204 /CCF	\$0.006 /SqFt
Totals:		834,906 KBtu	9.399 KBtu/SqFt	\$18,053.52		

Energy

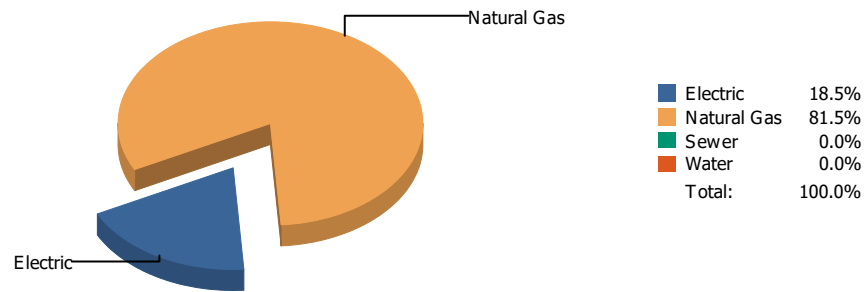


Cost

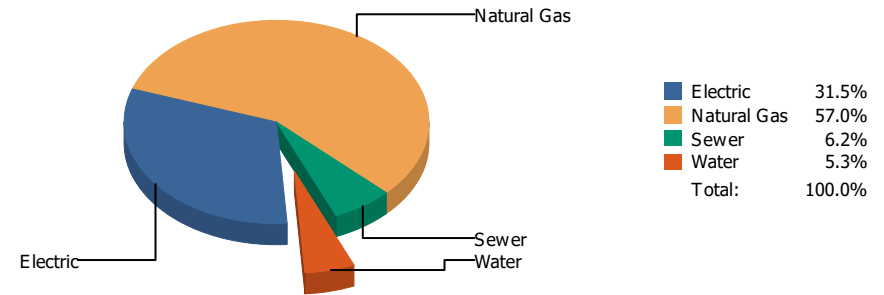


Commodity	Common Use	Energy Use	Energy Use / Area	Total Cost	Cost / Unit	Cost / Area
Place: [TORRES] TORRES 158 [BUILDING] Area: 59,142 SqFt Billing Period: Feb 2023						
ELECTRIC	45,200.00 kWh	154,222 KBtu	2.608 KBtu/SqFt	\$4,746.62	\$0.105 /kWh	\$0.080 /SqFt
NATURALGAS	2,645.00 CCF	272,435 KBtu	4.606 KBtu/SqFt	\$3,738.08	\$1.413 /CCF	\$0.063 /SqFt
SEWER	31.00 CCF			\$907.31	\$29.268 /CCF	\$0.015 /SqFt
WATER	198.00 CCF			\$1,461.27	\$7.380 /CCF	\$0.024 /SqFt
Totals:		426,657 KBtu	7.214 KBtu/SqFt	\$10,853.28		

Energy

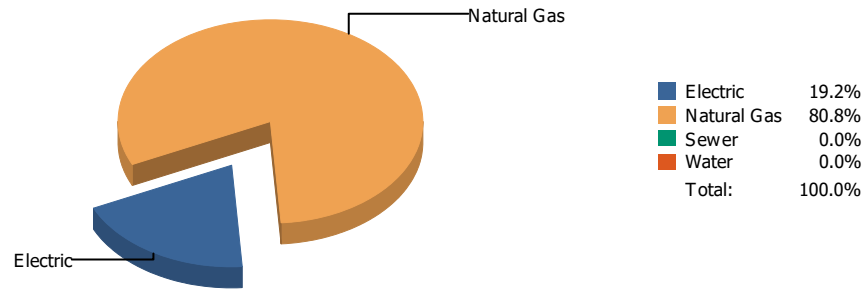


Cost

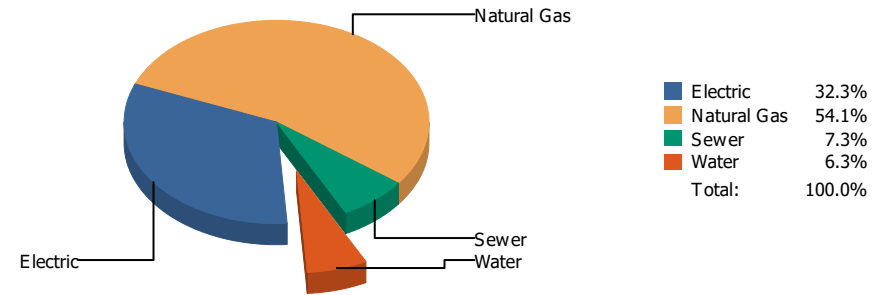


Commodity	Common Use	Energy Use	Energy Use / Area	Total Cost	Cost / Unit	Cost / Area
Place: [TRAVIS] TRAVIS 143 [BUILDING] Area: 78,925 SqFt Billing Period: Feb 2023						
ELECTRIC	15,482.00 kWh	52,825 KBtu	0.669 KBtu/SqFt	\$1,765.13	\$0.114 /kWh	\$0.022 /SqFt
NATURALGAS	2,262.00 CCF	232,986 KBtu	2.952 KBtu/SqFt	\$3,192.28	\$1.411 /CCF	\$0.040 /SqFt
SEWER	52.00 CCF			\$348.29	\$6.698 /CCF	\$0.004 /SqFt
WATER	61.00 CCF			\$298.79	\$4.898 /CCF	\$0.004 /SqFt
Totals:		285,811 KBtu	3.621 KBtu/SqFt	\$5,604.49		

Energy

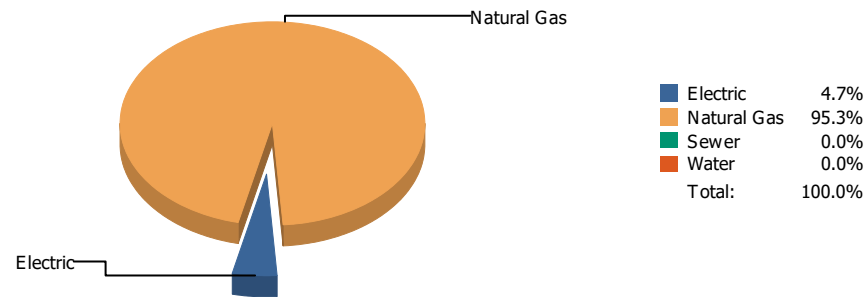


Cost

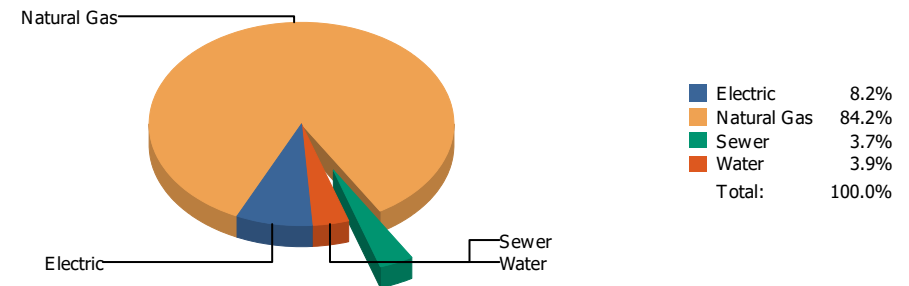


Commodity	Common Use	Energy Use	Energy Use / Area	Total Cost	Cost / Unit	Cost / Area
Place: [VILAS] VILAS 144 [BUILDING] Area: 66,992 SqFt Billing Period: Feb 2023						
ELECTRIC	23,322.00 kWh	79,575 KBtu	1.188 KBtu/SqFt	\$2,937.07	\$0.126 /kWh	\$0.044 /SqFt
NATURALGAS	3,242.00 CCF	333,926 KBtu	4.985 KBtu/SqFt	\$4,913.96	\$1.516 /CCF	\$0.073 /SqFt
SEWER	71.00 CCF			\$664.47	\$9.359 /CCF	\$0.010 /SqFt
WATER	58.00 CCF			\$573.36	\$9.886 /CCF	\$0.008 /SqFt
Totals:		413,501 KBtu	6.172 KBtu/SqFt	\$9,088.86		

Energy

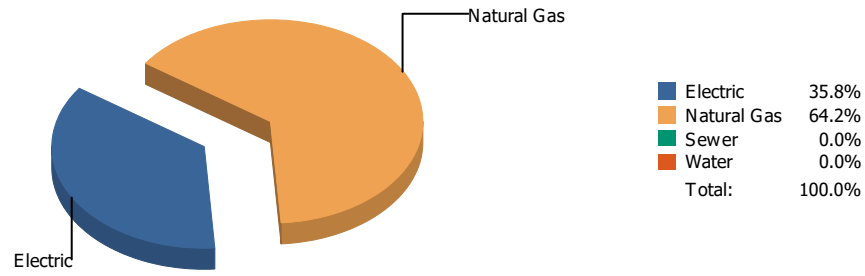


Cost

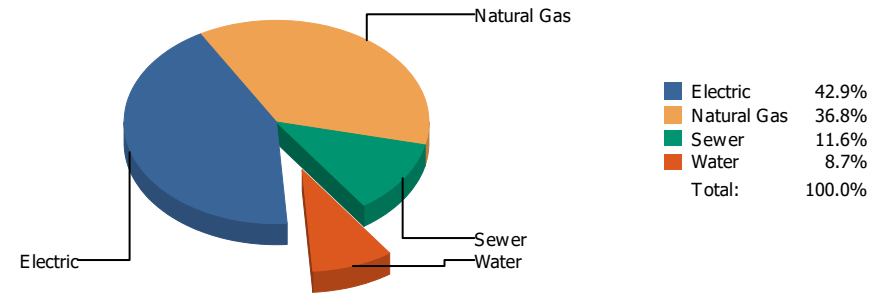


Commodity	Common Use	Energy Use	Energy Use / Area	Total Cost	Cost / Unit	Cost / Area
Place: [WAINWRIG] WAINWRIGHT 145 [BUILDING]						
Area: 38,227 SqFt						
Billing Period: Feb 2023						
ELECTRIC	6,280.00 kWh	21,427 KBtu	0.561 KBtu/SqFt	\$578.94	\$0.092 /kWh	\$0.015 /SqFt
NATURALGAS	4,219.00 CCF	434,557 KBtu	11.368 KBtu/SqFt	\$5,955.31	\$1.412 /CCF	\$0.156 /SqFt
SEWER	6.00 CCF			\$258.78	\$43.130 /CCF	\$0.007 /SqFt
WATER	45.00 CCF			\$277.02	\$6.156 /CCF	\$0.007 /SqFt
Totals:		455,984 KBtu	11.928 KBtu/SqFt	\$7,070.05		

Energy



Cost



Commodity	Common Use	Energy Use	Energy Use / Area	Total Cost	Cost / Unit	Cost / Area
Place: [WALLY-HARTLEY-PK-8] WALLY HARTLEY PK-8 042 [BUILDING]						
Area: 131,497 SqFt						
Billing Period: Feb 2023						
ELECTRIC	95,993.00 kWh	327,528 KBtu	2.491 KBtu/SqFt	\$9,156.44	\$0.095 /kWh	\$0.069 /SqFt
NATURALGAS	5,712.00 CCF	588,336 KBtu	4.474 KBtu/SqFt	\$7,846.58	\$1.374 /CCF	\$0.060 /SqFt
SEWER	719.00 CCF			\$2,474.85	\$3.442 /CCF	\$0.019 /SqFt
WATER	432.00 CCF			\$1,865.73	\$4.319 /CCF	\$0.014 /SqFt
Totals:		915,864 KBtu	6.965 KBtu/SqFt	\$21,343.60		

Energy

Electric



■ Electric 100.0%
Total: 100.0%

Cost

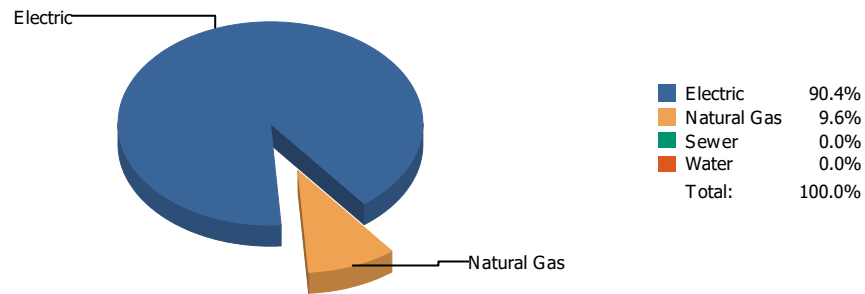
Electric



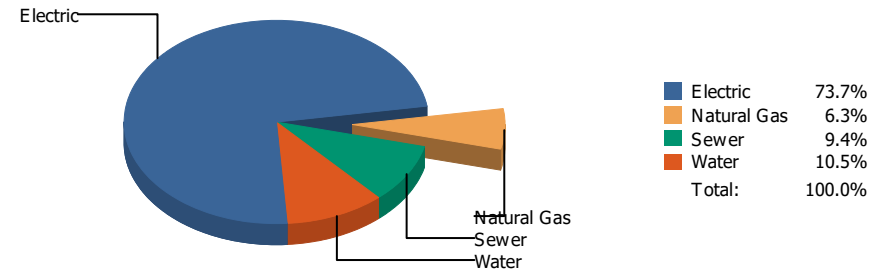
■ Electric 100.0%
Total: 100.0%

Commodity	Common Use	Energy Use	Energy Use / Area	Total Cost	Cost / Unit	Cost / Area
Place: [WESTSIDE] WESTSIDE TRANSPORTATION 951 [BUILDING]						
Area: 4,040 SqFt						
Billing Period: Feb 2023						
ELECTRIC	2,476.00 kWh	8,448 KBtu	2.091 KBtu/SqFt	\$317.11	\$0.128 /kWh	\$0.078 /SqFt
Totals:		8,448 KBtu	2.091 KBtu/SqFt	\$317.11		

Energy

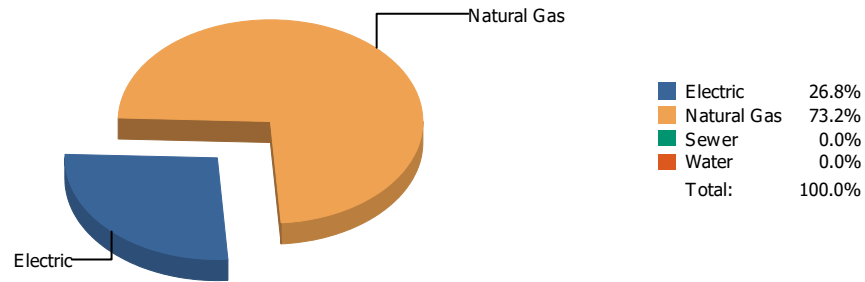


Cost

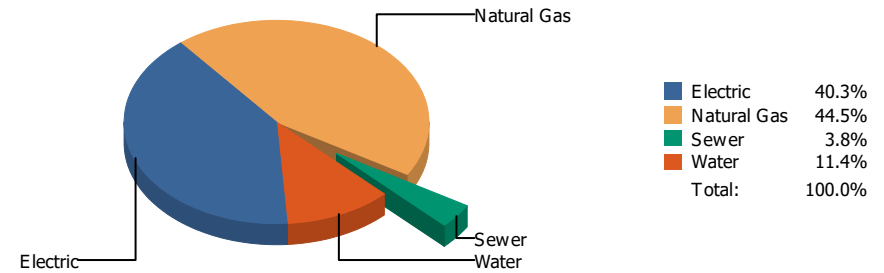


Commodity	Common Use	Energy Use	Energy Use / Area	Total Cost	Cost / Unit	Cost / Area
Place: [W-HILLS] WESTERN HILLS 146 [BUILDING]						
Area: 77,753 SqFt						
Billing Period: Feb 2023						
ELECTRIC	29,160.00 kWh	99,494 KBtu	1.280 KBtu/SqFt	\$4,063.17	\$0.139 /kWh	\$0.052 /SqFt
NATURALGAS	102.00 CCF	10,506 KBtu	0.135 KBtu/SqFt	\$349.33	\$3.425 /CCF	\$0.004 /SqFt
SEWER	41.00 CCF			\$517.15	\$12.613 /CCF	\$0.007 /SqFt
WATER	56.00 CCF			\$580.99	\$10.375 /CCF	\$0.007 /SqFt
Totals:		110,000 KBtu	1.415 KBtu/SqFt	\$5,510.64		

Energy

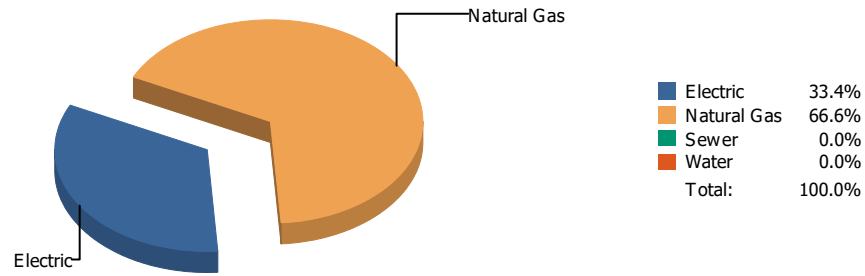


Cost

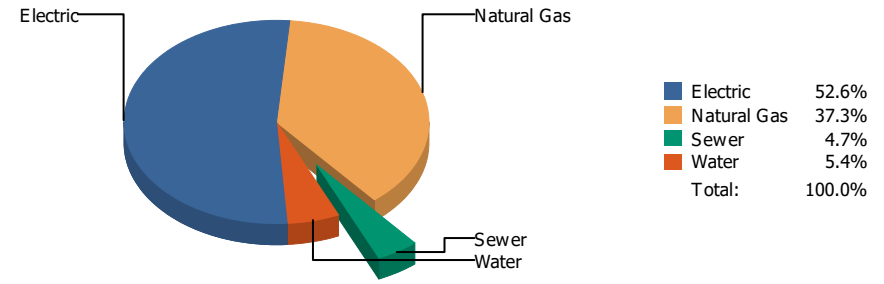


Commodity	Common Use	Energy Use	Energy Use / Area	Total Cost	Cost / Unit	Cost / Area
Place: [WHITAKER] WHITAKER 153 [BUILDING]						
Area: 89,458 SqFt						
Billing Period: Feb 2023						
ELECTRIC	43,560.00 kWh	148,627 KBtu	1.661 KBtu/SqFt	\$4,965.27	\$0.114 /kWh	\$0.056 /SqFt
NATURALGAS	3,945.00 CCF	406,335 KBtu	4.542 KBtu/SqFt	\$5,481.00	\$1.389 /CCF	\$0.061 /SqFt
SEWER	33.00 CCF			\$473.57	\$14.351 /CCF	\$0.005 /SqFt
WATER	241.00 CCF			\$1,401.41	\$5.815 /CCF	\$0.015 /SqFt
Totals:		554,962 KBtu	6.204 KBtu/SqFt	\$12,321.25		

Energy

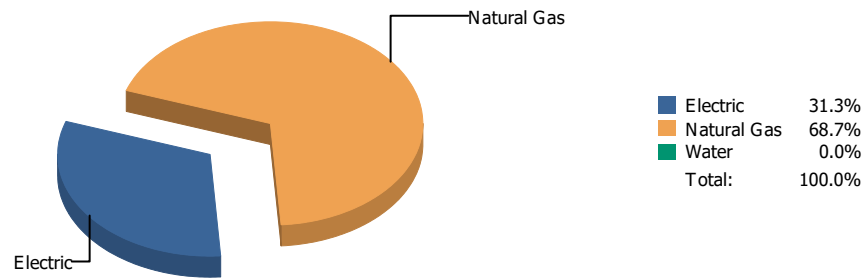


Cost

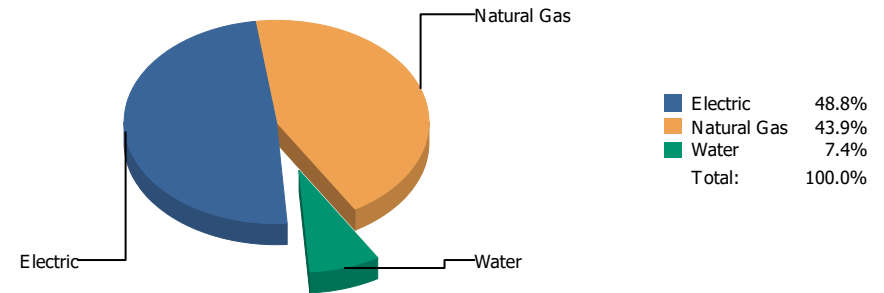


Commodity	Common Use	Energy Use	Energy Use / Area	Total Cost	Cost / Unit	Cost / Area
Place: [WHITE] ZACH WHITE ELEMENTARY NEW-1997 [BUILDING]						
Area: 92,458 SqFt						
Billing Period: Feb 2023						
ELECTRIC	35,100.00 kWh	119,761 KBtu	1.295 KBtu/SqFt	\$4,905.79	\$0.140 /kWh	\$0.053 /SqFt
NATURALGAS	2,317.00 CCF	238,651 KBtu	2.581 KBtu/SqFt	\$3,480.96	\$1.502 /CCF	\$0.038 /SqFt
SEWER	77.00 CCF			\$435.57	\$5.657 /CCF	\$0.005 /SqFt
WATER	68.00 CCF			\$508.11	\$7.472 /CCF	\$0.005 /SqFt
Totals:		358,412 KBtu	3.876 KBtu/SqFt	\$9,330.43		

Energy

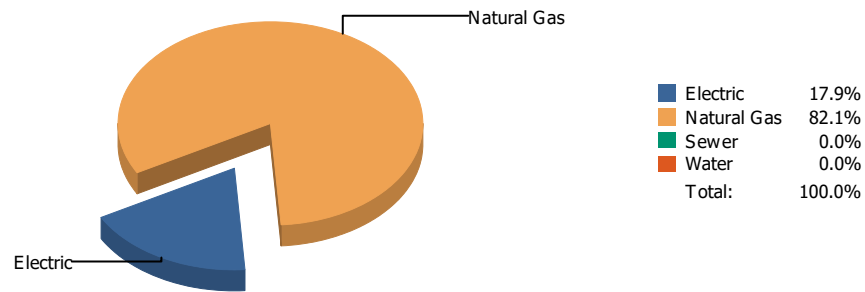


Cost

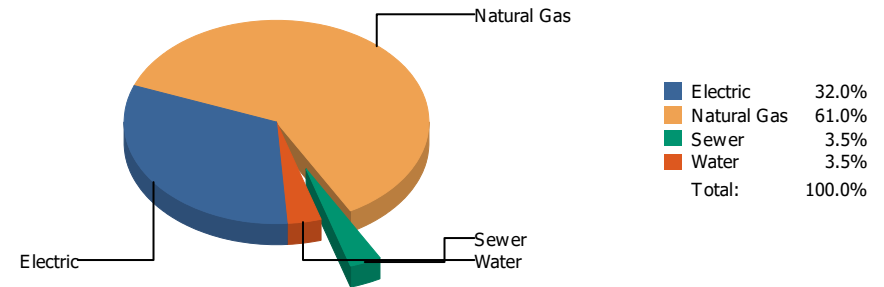


Commodity	Common Use	Energy Use	Energy Use / Area	Total Cost	Cost / Unit	Cost / Area
Place: [WIGGS] WIGGS 052 [BUILDING] Area: 110,689 SqFt Billing Period: Feb 2023						
ELECTRIC	38,920.00 kWh	132,795 KBtu	1.200 KBtu/SqFt	\$4,376.55	\$0.112 /kWh	\$0.040 /SqFt
NATURALGAS	2,827.00 CCF	291,181 KBtu	2.631 KBtu/SqFt	\$3,936.73	\$1.393 /CCF	\$0.036 /SqFt
WATER	79.00 CCF			\$663.99	\$8.405 /CCF	\$0.006 /SqFt
Totals:		423,976 KBtu	3.830 KBtu/SqFt	\$8,977.27		

Energy

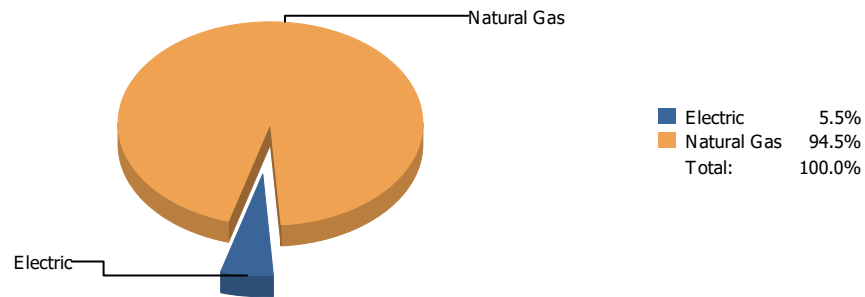


Cost

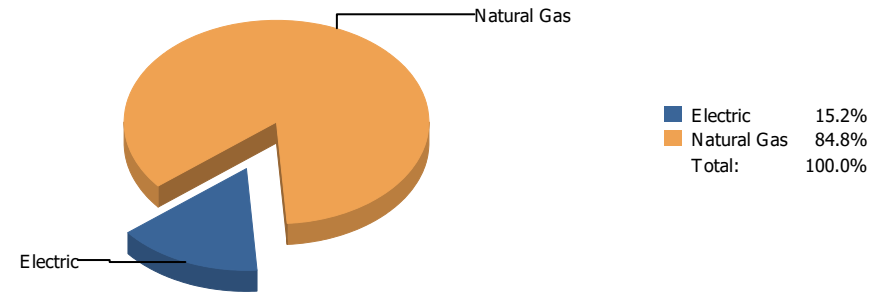


Commodity	Common Use	Energy Use	Energy Use / Area	Total Cost	Cost / Unit	Cost / Area
Place: [YOUNG/WOMENS/ACADEMY/1] YOUNG WOMENS ACADEMY [BUILDING]						
Area: 133,779 SqFt						
Billing Period: Feb 2023						
ELECTRIC	58,500.00 kWh	199,602 KBtu	1.492 KBtu/SqFt	\$6,248.22	\$0.107 /kWh	\$0.047 /SqFt
NATURALGAS	8,869.00 CCF	913,507 KBtu	6.828 KBtu/SqFt	\$11,890.87	\$1.341 /CCF	\$0.089 /SqFt
SEWER	106.00 CCF			\$679.00	\$6.406 /CCF	\$0.005 /SqFt
WATER	95.00 CCF			\$679.92	\$7.157 /CCF	\$0.005 /SqFt
Totals:		1,113,109 KBtu	8.321 KBtu/SqFt	\$19,498.01		

Energy

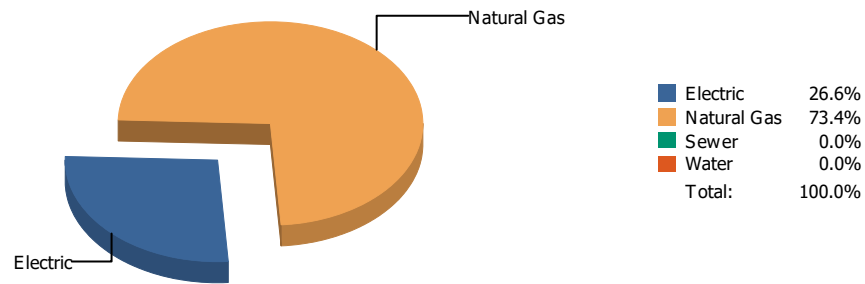


Cost

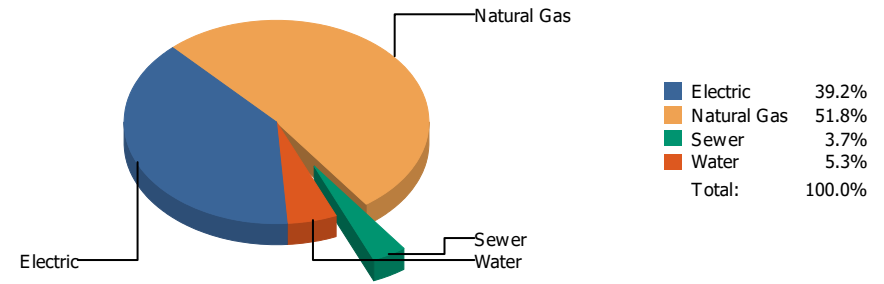


Commodity	Common Use	Energy Use	Energy Use / Area	Total Cost	Cost / Unit	Cost / Area
Place: [ZANEGREYWAREHOUSE] ZANE GREY WAREHOUSE [BUILDING]						
Area: 0 SqFt						
Billing Period: Feb 2023						
ELECTRIC	2,619.00 kWh	8,936 KBtu		\$396.46	\$0.151 /kWh	
NATURALGAS	1,504.00 CCF	154,912 KBtu		\$2,217.41	\$1.474 /CCF	
Totals:		163,848 KBtu		\$2,613.87		

Energy



Cost



Commodity	Common Use	Energy Use	Energy Use / Area	Total Cost	Cost / Unit	Cost / Area
Place: [ZAVALA] ZAVALA 148 [BUILDING] Area: 53,356 SqFt Billing Period: Feb 2023						
ELECTRIC	21,543.00 kWh	73,505 KBtu	1.378 KBtu/SqFt	\$2,163.92	\$0.100 /kWh	\$0.040 /SqFt
NATURALGAS	1,967.00 CCF	202,601 KBtu	3.797 KBtu/SqFt	\$2,859.39	\$1.454 /CCF	\$0.054 /SqFt
SEWER	34.00 CCF			\$206.58	\$6.076 /CCF	\$0.004 /SqFt
WATER	35.00 CCF			\$290.51	\$8.300 /CCF	\$0.005 /SqFt
Totals:		276,106 KBtu	5.175 KBtu/SqFt	\$5,520.40		

Requested by: eagarci2

Client version:

Report version: 9

Filters: Meters in Building Name: Not one of ZACH WHITE MODULAR SCHOOL 147;START SCHOOL EARLY 1 DAY VALUE;STADIUM RATE CHANGES;SKY PARK IB1;SKY PARK I 200;SKY PARK;ROOSEVELT 137;REMCON COTTAGES;PARKDALE COTTAGES 957;NORTHEAST BOOK DEPOSITORY 814;NEW COMPUTERS SINCE JUNE 1990;Lighting;HERCULES COTTAGES 141A;CANYON HILLS PORTABLES;Butterfield Trail Warehouse;BRANON COTTAGES 955 ;BLUE FLAME BLDG.;BARCELONA COTTAGES;ALL REFUNDS AND REBATES; ; Bill is Void Equals 0; Account is Active Equals 1; Bill is from External Vendor Equals 1; ; Billing Period Equals Feb 2023

Record count: 0