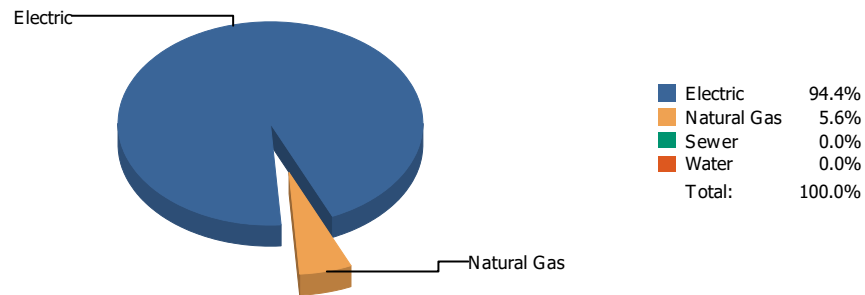
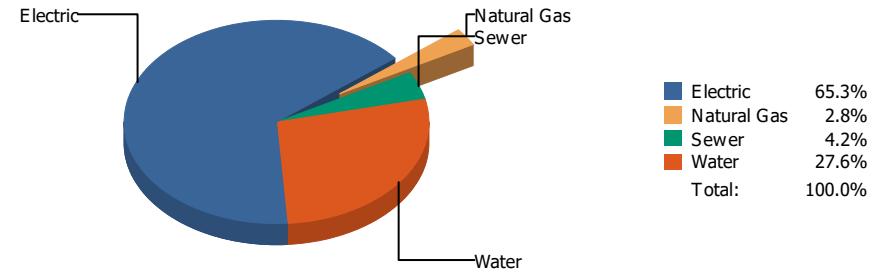


Energy



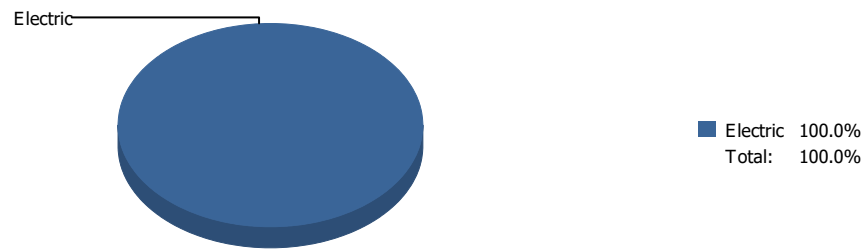
Cost



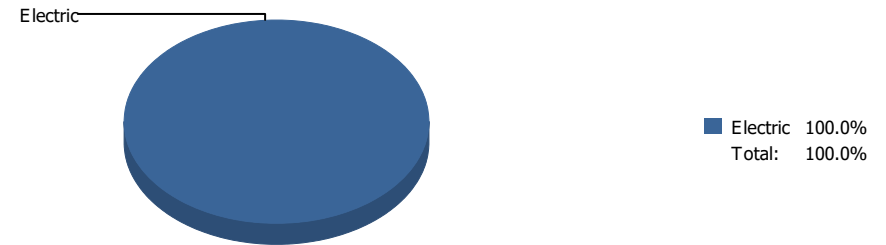
Commodity	Common Use	Energy Use	Energy Use / Area	Total Cost	Cost / Unit	Cost / Area
Place Summary Report						
Area: 10,473,049 SqFt						
Billing Period: Aug 2021						
ELECTRIC	6,333,185.00 kWh	21,608,827 KBtu	1.993 KBtu/SqFt	\$911,030.27	\$0.144 /kWh	\$0.084 /SqFt
NATURALGAS	12,515.00 CCF	1,289,045 KBtu	0.123 KBtu/SqFt	\$39,485.61	\$3.155 /CCF	\$0.004 /SqFt
SEWER	11,515.00 CCF			\$58,933.15	\$5.118 /CCF	\$0.005 /SqFt
WATER	75,092.00 CCF			\$385,540.34	\$5.134 /CCF	\$0.036 /SqFt
Totals:		22,897,872 KBtu	2.116 KBtu/SqFt	\$1,394,989.37		

* Please note per area calculations only include buildings with a floor area greater than 0.

Energy



Cost



Commodity	Common Use	Energy Use	Energy Use / Area	Total Cost	Cost / Unit	Cost / Area
Place: [ALAMO] ALAMO 101 [BUILDING] Area: 58,978 SqFt Billing Period: Aug 2021						
ELECTRIC	4,100.00 kWh	13,989 KBtu	0.237 KBtu/SqFt	\$430.41	\$0.105 /kWh	\$0.007 /SqFt
Totals:		13,989 KBtu	0.237 KBtu/SqFt	\$430.41		

Energy


Electric



■ Electric 100.0%
 ■ Water 0.0%
 Total: 100.0%

Cost

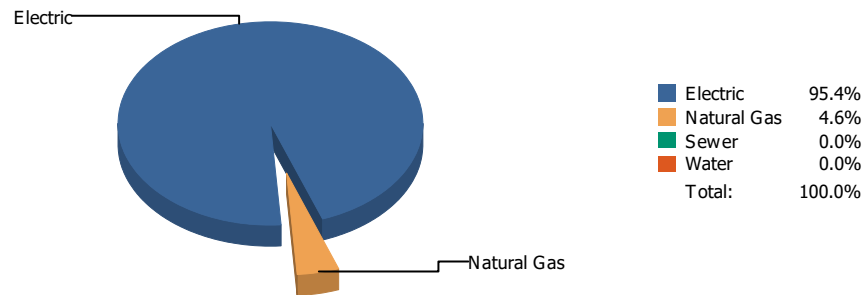
Electric



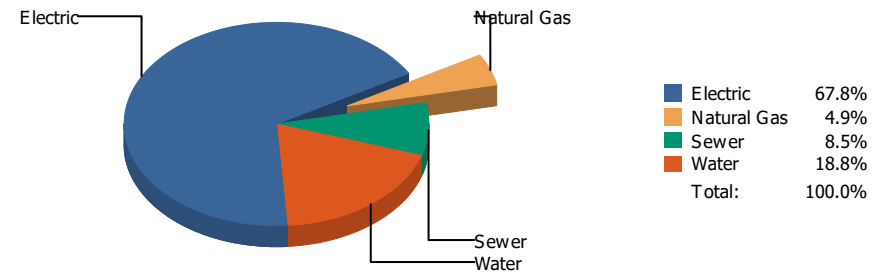
■ Electric 94.6%
 ■ Water 5.4%
 Total: 100.0%

Commodity	Common Use	Energy Use	Energy Use / Area	Total Cost	Cost / Unit	Cost / Area
Place: [ALTA] ALTA VISTA 102 [BUILDING] Area: 68,463 SqFt Billing Period: Aug 2021						
ELECTRIC	4,650.00 kWh	15,866 KBtu	0.232 KBtu/SqFt	\$459.23	\$0.099 /kWh	\$0.007 /SqFt
WATER	0.00 CCF			\$26.25	\$0.000 /CCF	\$0.000 /SqFt
Totals:		15,866 KBtu	0.232 KBtu/SqFt	\$485.48		

Energy

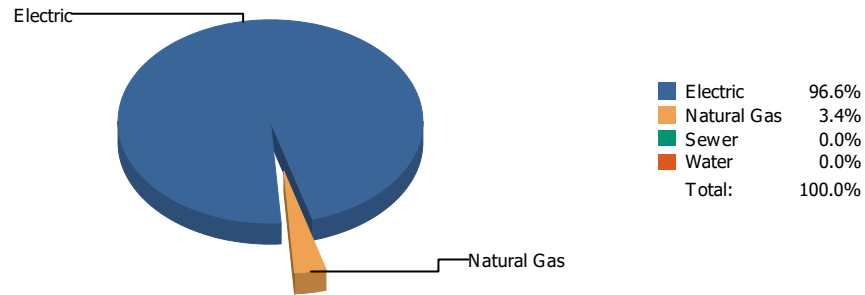


Cost

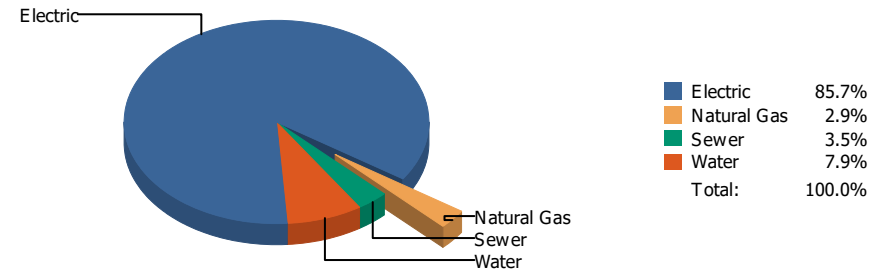


Commodity	Common Use	Energy Use	Energy Use / Area	Total Cost	Cost / Unit	Cost / Area
Place: [ADDRESS] ADDRESS 001 [BUILDING]						
Area: 266,968 SqFt						
Billing Period: Aug 2021						
ELECTRIC	176,186.00 kWh	601,147 KBtu	2.252 KBtu/SqFt	\$24,991.33	\$0.142 /kWh	\$0.093 /SqFt
NATURALGAS	279.00 CCF	28,737 KBtu	0.108 KBtu/SqFt	\$1,801.46	\$6.457 /CCF	\$0.006 /SqFt
SEWER	1,147.00 CCF			\$3,129.19	\$2.728 /CCF	\$0.012 /SqFt
WATER	2,284.00 CCF			\$6,923.29	\$3.031 /CCF	\$0.026 /SqFt
Totals:		629,884 KBtu	2.359 KBtu/SqFt	\$36,845.27		

Energy

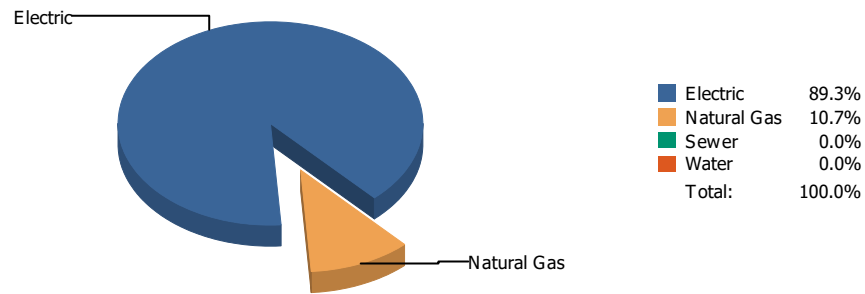


Cost

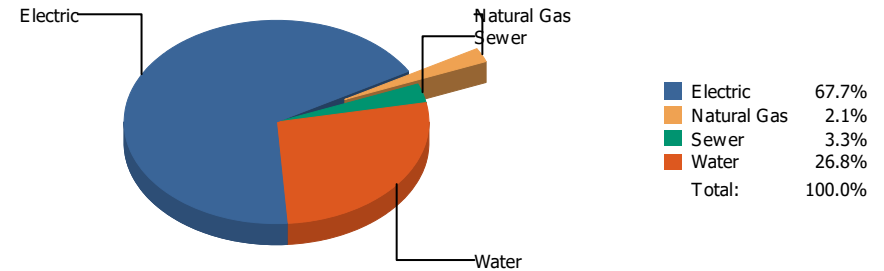


Commodity	Common Use	Energy Use	Energy Use / Area	Total Cost	Cost / Unit	Cost / Area
Place: [AOY] AOY 103 [BUILDING] Area: 105,486 SqFt Billing Period: Aug 2021						
ELECTRIC	67,806.00 kWh	231,354 KBtu	2.193 KBtu/SqFt	\$12,949.01	\$0.191 /kWh	\$0.123 /SqFt
NATURALGAS	80.00 CCF	8,240 KBtu	0.078 KBtu/SqFt	\$440.97	\$5.512 /CCF	\$0.004 /SqFt
SEWER	34.00 CCF			\$527.85	\$15.525 /CCF	\$0.005 /SqFt
WATER	137.00 CCF			\$1,197.11	\$8.738 /CCF	\$0.011 /SqFt
Totals:		239,594 KBtu	2.271 KBtu/SqFt	\$15,114.94		

Energy

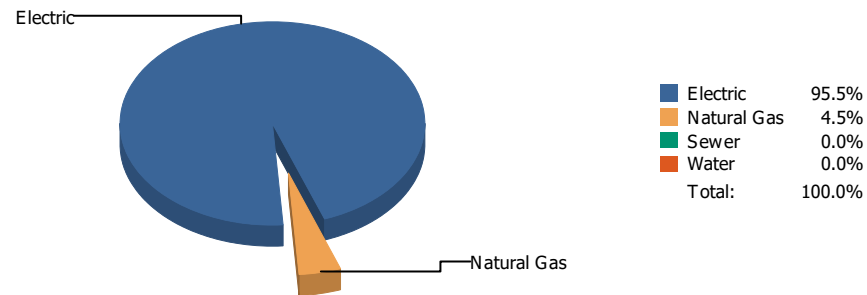


Cost

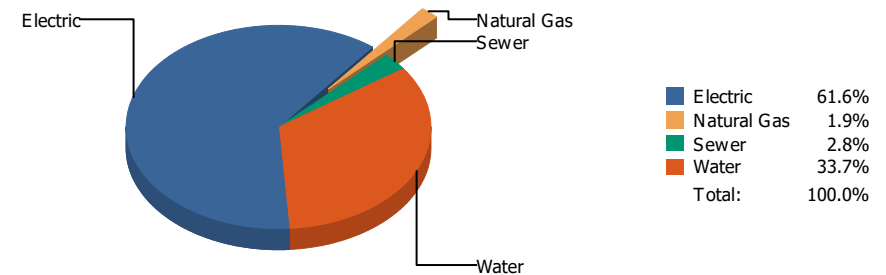


Commodity	Common Use	Energy Use	Energy Use / Area	Total Cost	Cost / Unit	Cost / Area
Place: [ARMENDARIZ_1] ARMENDARIZ MIDDLE SCHOOL [BUILDING]						
Area: 133,779 SqFt						
Billing Period: Aug 2021						
ELECTRIC	94,500.00 kWh	322,434 KBtu	2.410 KBtu/SqFt	\$13,941.59	\$0.148 /kWh	\$0.104 /SqFt
NATURALGAS	377.00 CCF	38,831 KBtu	0.290 KBtu/SqFt	\$437.35	\$1.160 /CCF	\$0.003 /SqFt
SEWER	144.00 CCF			\$684.11	\$4.751 /CCF	\$0.005 /SqFt
WATER	1,219.00 CCF			\$5,518.30	\$4.527 /CCF	\$0.041 /SqFt
Totals:		361,265 KBtu	2.700 KBtu/SqFt	\$20,581.35		

Energy

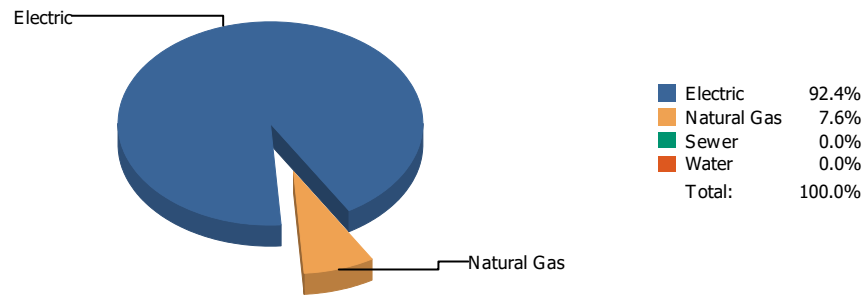


Cost

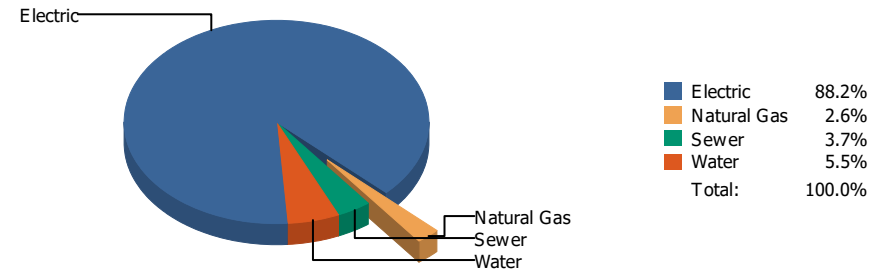


Commodity	Common Use	Energy Use	Energy Use / Area	Total Cost	Cost / Unit	Cost / Area
Place: [AUSTIN] AUSTIN 002 [BUILDING]						
Area: 269,216 SqFt						
Billing Period: Aug 2021						
ELECTRIC	161,637.00 kWh	551,505 KBtu	2.049 KBtu/SqFt	\$24,555.23	\$0.152 /kWh	\$0.091 /SqFt
NATURALGAS	252.00 CCF	25,956 KBtu	0.096 KBtu/SqFt	\$746.39	\$2.962 /CCF	\$0.003 /SqFt
SEWER	76.00 CCF			\$1,117.60	\$14.705 /CCF	\$0.004 /SqFt
WATER	1,947.00 CCF			\$13,439.24	\$6.903 /CCF	\$0.050 /SqFt
Totals:		577,461 KBtu	2.145 KBtu/SqFt	\$39,858.46		

Energy

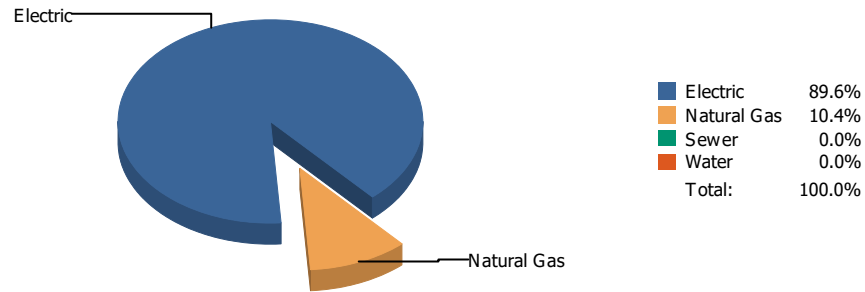


Cost

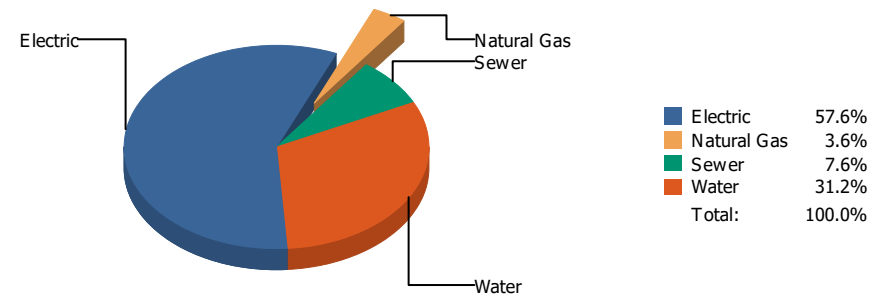


Commodity	Common Use	Energy Use	Energy Use / Area	Total Cost	Cost / Unit	Cost / Area
Place: [BARRON ELEMENTARY] Barron Elementary 165 [BUILDING]						
Area: 87,818 SqFt						
Billing Period: Aug 2021						
ELECTRIC	78,621.00 kWh	268,255 KBtu	3.055 KBtu/SqFt	\$11,500.88	\$0.146 /kWh	\$0.131 /SqFt
NATURALGAS	214.00 CCF	22,042 KBtu	0.251 KBtu/SqFt	\$332.45	\$1.554 /CCF	\$0.004 /SqFt
SEWER	33.00 CCF			\$480.20	\$14.552 /CCF	\$0.005 /SqFt
WATER	88.00 CCF			\$719.88	\$8.180 /CCF	\$0.008 /SqFt
Totals:		290,297 KBtu	3.306 KBtu/SqFt	\$13,033.41		

Energy



Cost



Commodity	Common Use	Energy Use	Energy Use / Area	Total Cost	Cost / Unit	Cost / Area
Place: [BASSETT] BASSETT 049 [BUILDING]						
Area: 174,250 SqFt						
Billing Period: Aug 2021						
ELECTRIC	63,800.00 kWh	217,686 KBtu	1.249 KBtu/SqFt	\$8,682.40	\$0.136 /kWh	\$0.050 /SqFt
NATURALGAS	246.00 CCF	25,338 KBtu	0.145 KBtu/SqFt	\$547.79	\$2.227 /CCF	\$0.003 /SqFt
SEWER	415.00 CCF			\$1,151.48	\$2.775 /CCF	\$0.007 /SqFt
WATER	1,292.00 CCF			\$4,700.28	\$3.638 /CCF	\$0.027 /SqFt
Totals:		243,024 KBtu	1.395 KBtu/SqFt	\$15,081.95		

Energy

Electric



■ Electric 100.0%
Total: 100.0%

Cost

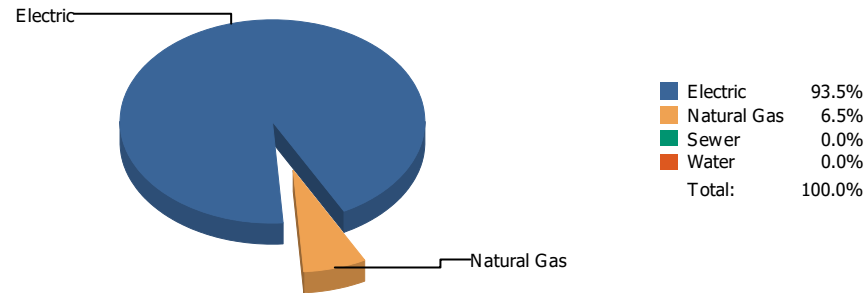
Electric



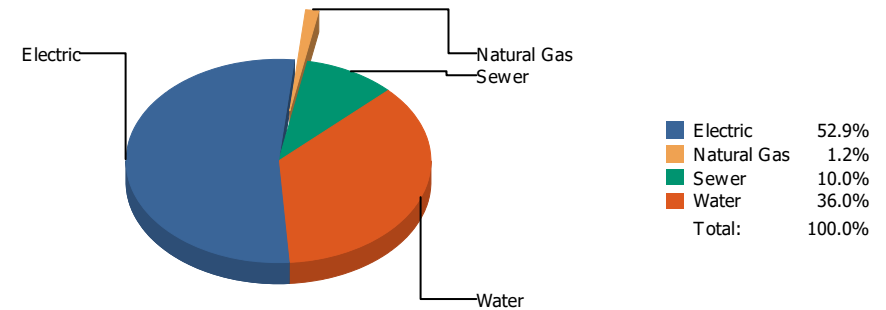
■ Electric 100.0%
Total: 100.0%

Commodity	Common Use	Energy Use	Energy Use / Area	Total Cost	Cost / Unit	Cost / Area
Place: [BEALL] BEALL 104 [BUILDING] Area: 74,454 SqFt Billing Period: Aug 2021						
ELECTRIC	1,061.00 kWh	3,620 KBtu	0.049 KBtu/SqFt	\$160.98	\$0.152 /kWh	\$0.002 /SqFt
Totals:		3,620 KBtu	0.049 KBtu/SqFt	\$160.98		

Energy

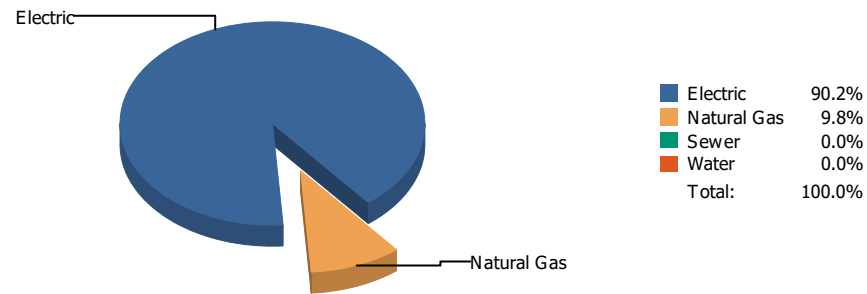


Cost

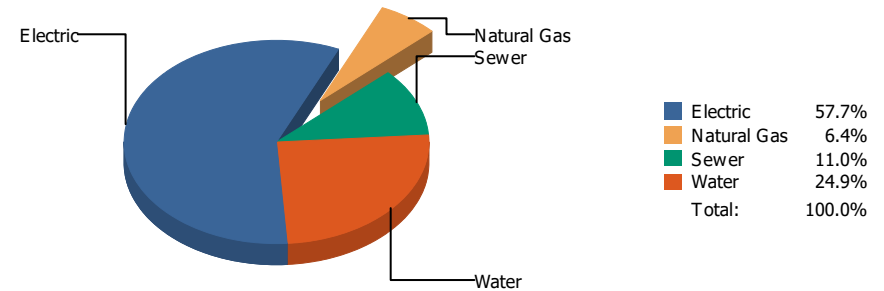


Commodity	Common Use	Energy Use	Energy Use / Area	Total Cost	Cost / Unit	Cost / Area
Place: [BLISS] BLISS 105 [BUILDING] Area: 78,820 SqFt Billing Period: Aug 2021						
ELECTRIC	31,530.00 kWh	107,580 KBtu	1.365 KBtu/SqFt	\$4,897.58	\$0.155 /kWh	\$0.062 /SqFt
NATURALGAS	73.00 CCF	7,519 KBtu	0.095 KBtu/SqFt	\$107.61	\$1.474 /CCF	\$0.001 /SqFt
SEWER	311.00 CCF			\$922.68	\$2.967 /CCF	\$0.012 /SqFt
WATER	843.00 CCF			\$3,332.90	\$3.954 /CCF	\$0.042 /SqFt
Totals:		115,099 KBtu	1.460 KBtu/SqFt	\$9,260.77		

Energy



Cost



Commodity	Common Use	Energy Use	Energy Use / Area	Total Cost	Cost / Unit	Cost / Area
Place: [BOND_2] BOND 160 [BUILDING]						
Area: 89,988 SqFt						
Billing Period: Aug 2021						
ELECTRIC	20,494.00 kWh	69,926 KBtu	0.777 KBtu/SqFt	\$3,913.75	\$0.191 /kWh	\$0.043 /SqFt
NATURALGAS	74.00 CCF	7,622 KBtu	0.085 KBtu/SqFt	\$436.89	\$5.904 /CCF	\$0.005 /SqFt
SEWER	181.00 CCF			\$744.57	\$4.114 /CCF	\$0.008 /SqFt
WATER	401.00 CCF			\$1,691.86	\$4.219 /CCF	\$0.019 /SqFt
Totals:		77,548 KBtu	0.862 KBtu/SqFt	\$6,787.07		

Energy

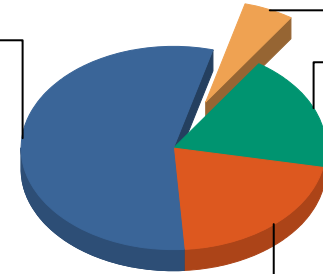
Electric



Electric	100.0%
Natural Gas	0.0%
Sewer	0.0%
Water	0.0%
Total:	100.0%

Cost

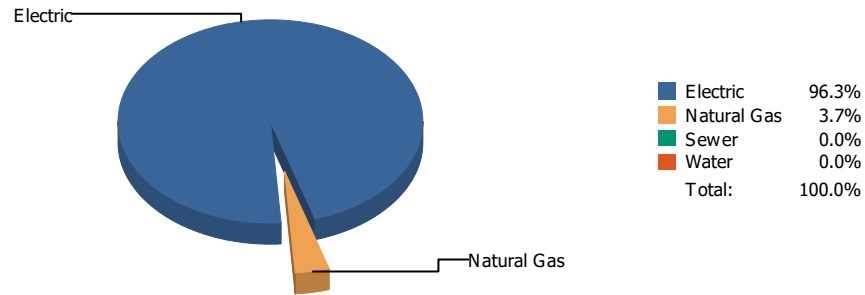
Electric



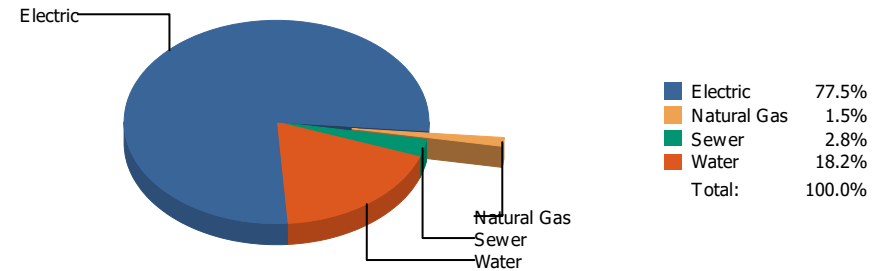
Electric	55.4%
Natural Gas	5.3%
Sewer	18.4%
Water	20.9%
Total:	100.0%

Commodity	Common Use	Energy Use	Energy Use / Area	Total Cost	Cost / Unit	Cost / Area
Place: [BONHAM] BONHAM 106 [BUILDING]						
Area: 53,522 SqFt						
Billing Period: Aug 2021						
ELECTRIC	11,534.00 kWh	39,354 KBtu	0.735 KBtu/SqFt	\$2,045.95	\$0.177 /kWh	\$0.038 /SqFt
NATURALGAS	0.00 CCF	0 KBtu	0.000 KBtu/SqFt	\$194.75	\$0.000 /CCF	\$0.004 /SqFt
SEWER	213.00 CCF			\$679.74	\$3.191 /CCF	\$0.013 /SqFt
WATER	221.00 CCF			\$772.08	\$3.494 /CCF	\$0.014 /SqFt
Totals:		39,354 KBtu	0.735 KBtu/SqFt	\$3,692.52		

Energy

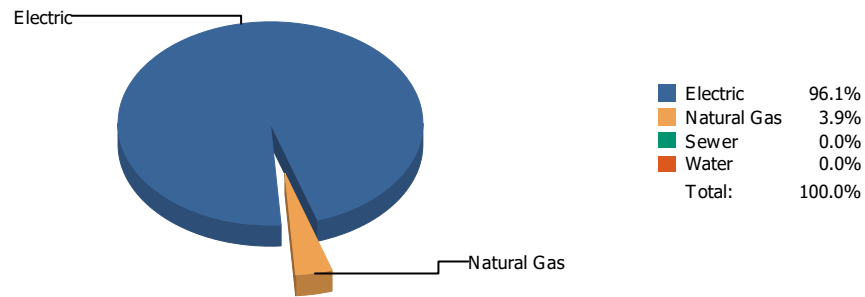


Cost

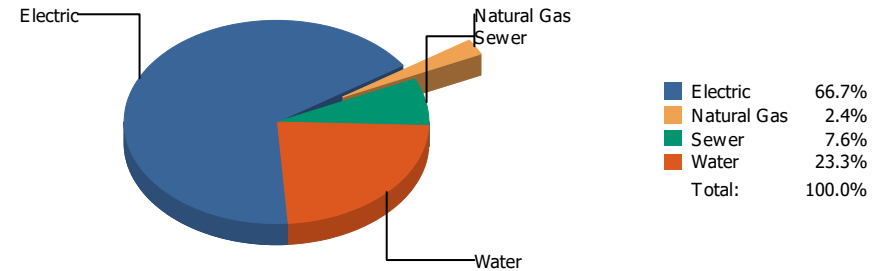


Commodity	Common Use	Energy Use	Energy Use / Area	Total Cost	Cost / Unit	Cost / Area
Place: [BOWIE] BOWIE 003 [BUILDING]						
Area: 282,931 SqFt						
Billing Period: Aug 2021						
ELECTRIC	240,515.00 kWh	820,637 KBtu	2.900 KBtu/SqFt	\$30,917.75	\$0.129 /kWh	\$0.109 /SqFt
NATURALGAS	308.00 CCF	31,724 KBtu	0.112 KBtu/SqFt	\$587.67	\$1.908 /CCF	\$0.002 /SqFt
SEWER	192.00 CCF			\$1,136.08	\$5.917 /CCF	\$0.004 /SqFt
WATER	2,471.00 CCF			\$7,267.72	\$2.941 /CCF	\$0.026 /SqFt
Totals:		852,361 KBtu	3.013 KBtu/SqFt	\$39,909.22		

Energy

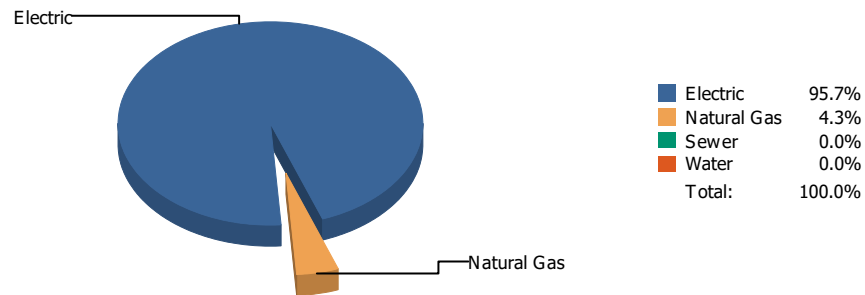


Cost

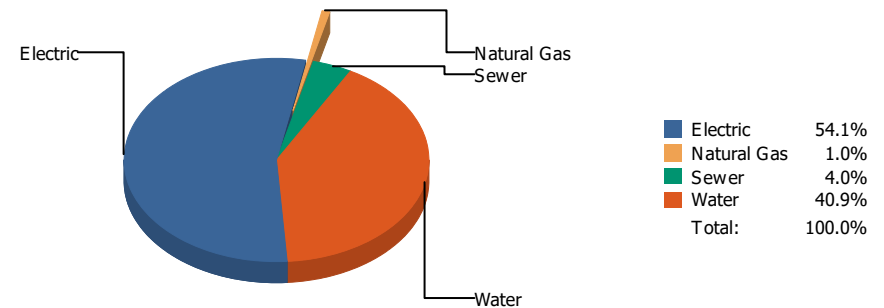


Commodity	Common Use	Energy Use	Energy Use / Area	Total Cost	Cost / Unit	Cost / Area
Place: [BRADLEY] BRADLEY 158 [BUILDING]						
Area: 59,142 SqFt						
Billing Period: Aug 2021						
ELECTRIC	66,240.00 kWh	226,011 KBtu	3.821 KBtu/SqFt	\$8,783.76	\$0.133 /kWh	\$0.148 /SqFt
NATURALGAS	89.00 CCF	9,167 KBtu	0.155 KBtu/SqFt	\$316.27	\$3.554 /CCF	\$0.005 /SqFt
SEWER	122.00 CCF			\$996.42	\$8.167 /CCF	\$0.017 /SqFt
WATER	564.00 CCF			\$3,072.02	\$5.447 /CCF	\$0.052 /SqFt
Totals:		235,178 KBtu	3.976 KBtu/SqFt	\$13,168.47		

Energy

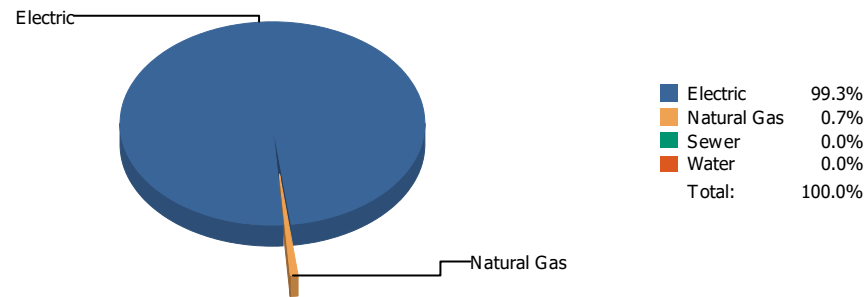


Cost

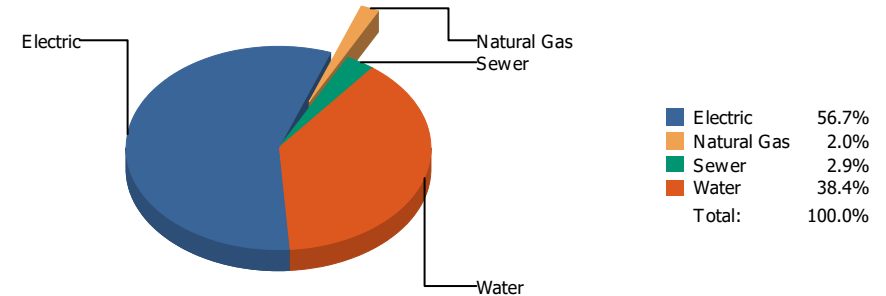


Commodity	Common Use	Energy Use	Energy Use / Area	Total Cost	Cost / Unit	Cost / Area
Place: [BROWN] BROWN MIDDLE SCHOOL 056 [BUILDING]						
Area: 173,263 SqFt						
Billing Period: Aug 2021						
ELECTRIC	92,800.00 kWh	316,634 KBtu	1.827 KBtu/SqFt	\$15,287.58	\$0.165 /kWh	\$0.088 /SqFt
NATURALGAS	139.00 CCF	14,317 KBtu	0.083 KBtu/SqFt	\$284.21	\$2.045 /CCF	\$0.002 /SqFt
SEWER	349.00 CCF			\$1,135.11	\$3.252 /CCF	\$0.007 /SqFt
WATER	1,896.00 CCF			\$11,565.74	\$6.100 /CCF	\$0.067 /SqFt
Totals:		330,951 KBtu	1.910 KBtu/SqFt	\$28,272.64		

Energy



Cost



Commodity	Common Use	Energy Use	Energy Use / Area	Total Cost	Cost / Unit	Cost / Area
Place: [BURGES] BURGES 004 [BUILDING]						
Area: 241,219 SqFt						
Billing Period: Aug 2021						
ELECTRIC	125,790.00 kWh	429,195 KBtu	1.779 KBtu/SqFt	\$17,442.97	\$0.139 /kWh	\$0.072 /SqFt
NATURALGAS	31.00 CCF	3,193 KBtu	0.013 KBtu/SqFt	\$604.19	\$19.490 /CCF	\$0.002 /SqFt
SEWER	40.00 CCF			\$895.39	\$22.385 /CCF	\$0.004 /SqFt
WATER	1,949.00 CCF			\$11,807.80	\$6.058 /CCF	\$0.049 /SqFt
Totals:		432,388 KBtu	1.793 KBtu/SqFt	\$30,750.35		

Energy

Electric



■ Electric 100.0%
Total: 100.0%

Cost

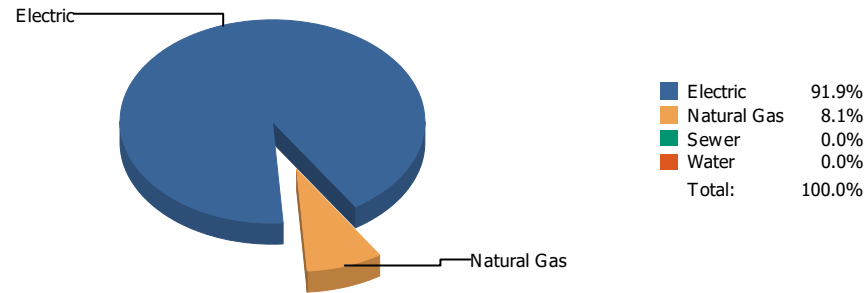
Electric



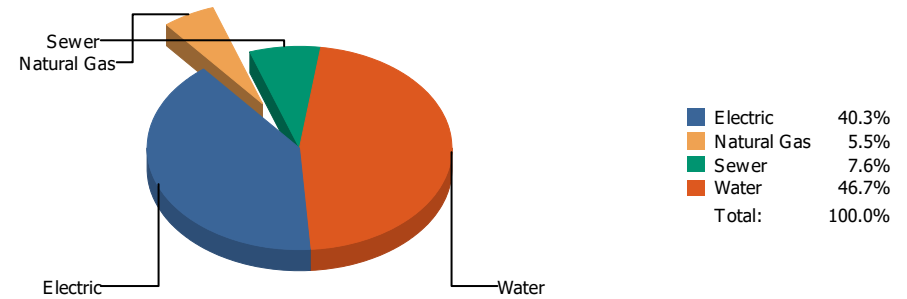
■ Electric 100.0%
Total: 100.0%

Commodity	Common Use	Energy Use	Energy Use / Area	Total Cost	Cost / Unit	Cost / Area
Place: [BURLESON] BURLESON 107 [BUILDING]						
Area: 73,772 SqFt						
Billing Period: Aug 2021						
ELECTRIC	749.00 kWh	2,556 KBtu	0.035 KBtu/SqFt	\$133.43	\$0.178 /kWh	\$0.002 /SqFt
Totals:		2,556 KBtu	0.035 KBtu/SqFt	\$133.43		

Energy

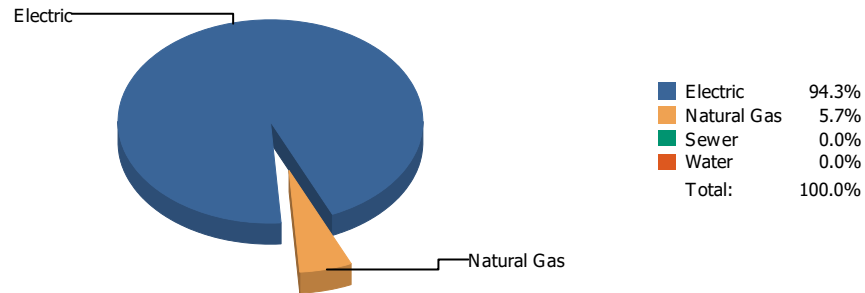


Cost

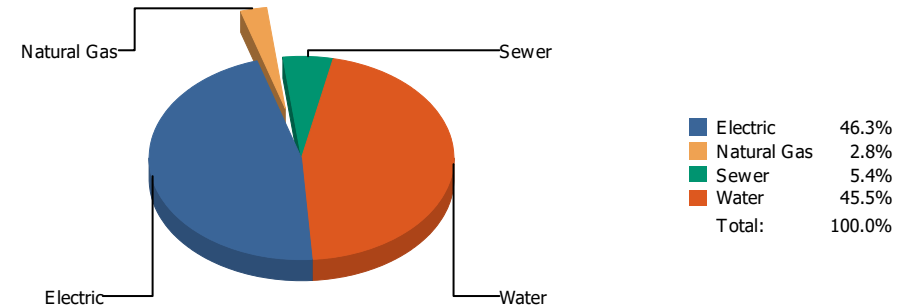


Commodity	Common Use	Energy Use	Energy Use / Area	Total Cost	Cost / Unit	Cost / Area
Place: [BURNET] BURNET 108 [BUILDING]						
Area: 50,520 SqFt						
Billing Period: Aug 2021						
ELECTRIC	21,664.00 kWh	73,918 KBtu	1.463 KBtu/SqFt	\$3,167.67	\$0.146 /kWh	\$0.063 /SqFt
NATURALGAS	63.00 CCF	6,489 KBtu	0.128 KBtu/SqFt	\$429.88	\$6.823 /CCF	\$0.008 /SqFt
SEWER	172.00 CCF			\$594.18	\$3.455 /CCF	\$0.012 /SqFt
WATER	667.00 CCF			\$3,669.90	\$5.502 /CCF	\$0.073 /SqFt
Totals:		80,407 KBtu	1.592 KBtu/SqFt	\$7,861.63		

Energy

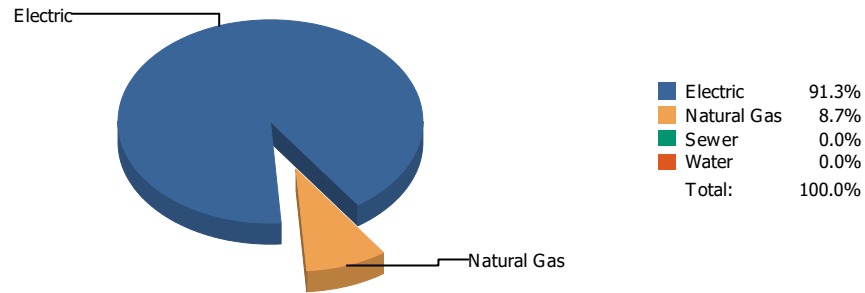


Cost

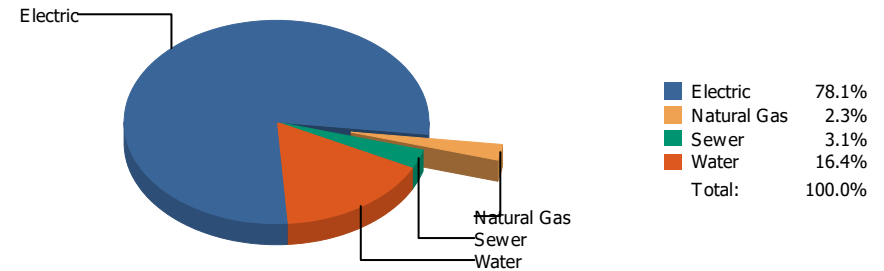


Commodity	Common Use	Energy Use	Energy Use / Area	Total Cost	Cost / Unit	Cost / Area
Place: [CANYON-HILLS] CANYON HILLS 043 [BUILDING]						
Area: 133,149 SqFt						
Billing Period: Aug 2021						
ELECTRIC	53,290.00 kWh	181,825 KBtu	1.366 KBtu/SqFt	\$7,643.00	\$0.143 /kWh	\$0.057 /SqFt
NATURALGAS	106.00 CCF	10,918 KBtu	0.082 KBtu/SqFt	\$457.70	\$4.318 /CCF	\$0.003 /SqFt
SEWER	70.00 CCF			\$888.62	\$12.695 /CCF	\$0.007 /SqFt
WATER	987.00 CCF			\$7,515.24	\$7.614 /CCF	\$0.056 /SqFt
Totals:		192,743 KBtu	1.448 KBtu/SqFt	\$16,504.56		

Energy



Cost



Commodity	Common Use	Energy Use	Energy Use / Area	Total Cost	Cost / Unit	Cost / Area
Place: [CAREER] CAREER AND TECHNOLOGY [BUILDING]						
Area: 146,485 SqFt						
Billing Period: Aug 2021						
ELECTRIC	89,240.00 kWh	304,487 KBtu	2.079 KBtu/SqFt	\$12,590.69	\$0.141 /kWh	\$0.086 /SqFt
NATURALGAS	282.00 CCF	29,046 KBtu	0.198 KBtu/SqFt	\$376.42	\$1.335 /CCF	\$0.003 /SqFt
SEWER	82.00 CCF			\$504.62	\$6.154 /CCF	\$0.003 /SqFt
WATER	479.00 CCF			\$2,640.59	\$5.513 /CCF	\$0.018 /SqFt
Totals:		333,533 KBtu	2.277 KBtu/SqFt	\$16,112.32		

Energy

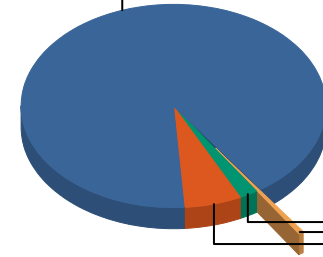
Electric



Electric	100.0%
Natural Gas	0.0%
Sewer	0.0%
Water	0.0%
Total:	100.0%

Cost

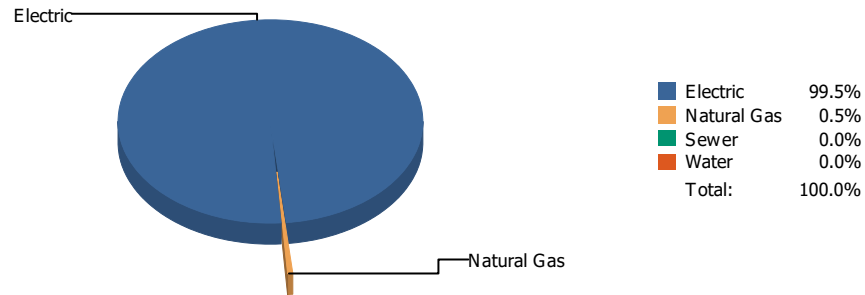
Electric



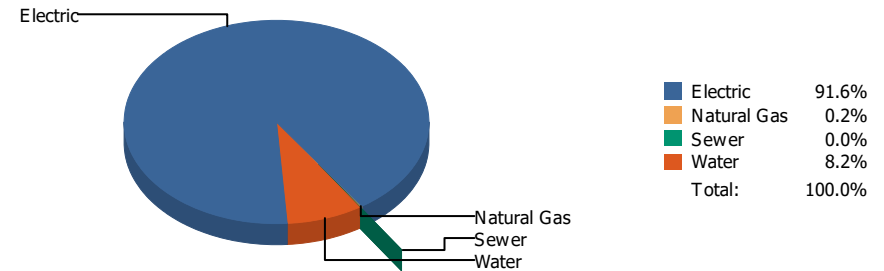
Electric	91.5%
Natural Gas	0.6%
Sewer	1.8%
Water	6.2%
Total:	100.0%

Commodity	Common Use	Energy Use	Energy Use / Area	Total Cost	Cost / Unit	Cost / Area
Place: [CENTRAL_OFFICE_STANTON] CENTRAL OFFICE STANTON [BUILDING]						
Area: 0 SqFt						
Billing Period: Aug 2021						
ELECTRIC	153,472.00 kWh	523,646 KBtu		\$24,427.71	\$0.159 /kWh	
NATURALGAS	0.00 CCF	0 KBtu		\$162.96	\$0.000 /CCF	
SEWER	48.00 CCF			\$472.91	\$9.852 /CCF	
WATER	153.00 CCF			\$1,643.59	\$10.742 /CCF	
Totals:		523,646 KBtu		\$26,707.17		

Energy

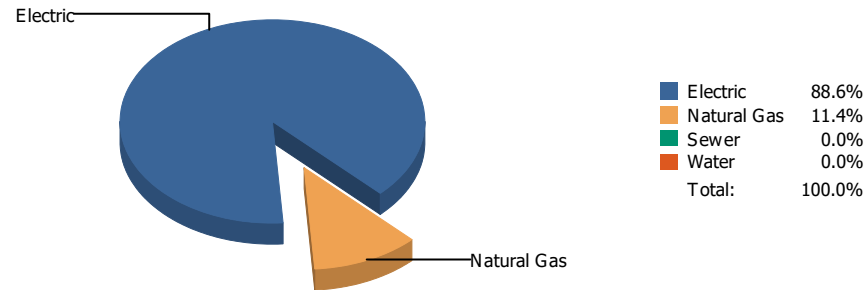


Cost

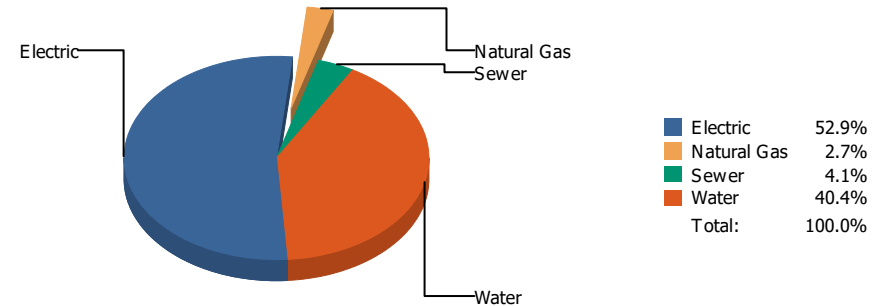


Commodity	Common Use	Energy Use	Energy Use / Area	Total Cost	Cost / Unit	Cost / Area
Place: [CHAPIN] CHAPIN 012 [BUILDING]						
Area: 273,727 SqFt						
Billing Period: Aug 2021						
ELECTRIC	354,059.00 kWh	1,208,049 KBtu	4.413 KBtu/SqFt	\$42,882.61	\$0.121 /kWh	\$0.157 /SqFt
NATURALGAS	58.00 CCF	5,974 KBtu	0.022 KBtu/SqFt	\$98.28	\$1.694 /CCF	\$0.000 /SqFt
SEWER	1.00 CCF			\$10.41	\$10.410 /CCF	\$0.000 /SqFt
WATER	662.00 CCF			\$3,816.14	\$5.765 /CCF	\$0.014 /SqFt
Totals:		1,214,023 KBtu	4.435 KBtu/SqFt	\$46,807.44		

Energy

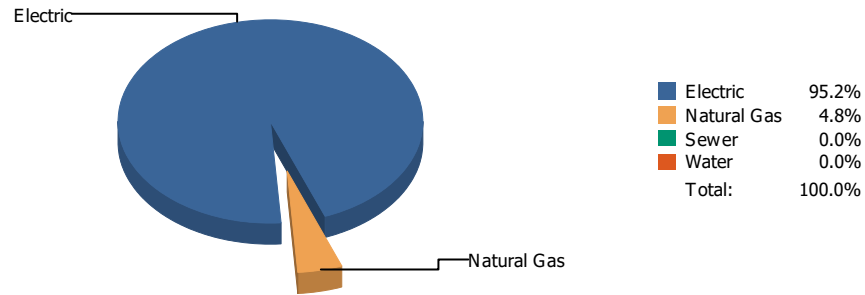


Cost

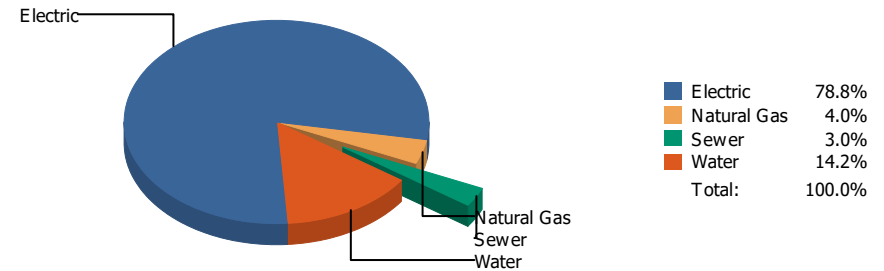


Commodity	Common Use	Energy Use	Energy Use / Area	Total Cost	Cost / Unit	Cost / Area
Place: [CHARLES] H.E. CHARLES 045 [BUILDING]						
Area: 107,867 SqFt						
Billing Period: Aug 2021						
ELECTRIC	93,081.00 kWh	317,592 KBtu	2.944 KBtu/SqFt	\$12,848.62	\$0.138 /kWh	\$0.119 /SqFt
NATURALGAS	398.00 CCF	40,994 KBtu	0.380 KBtu/SqFt	\$645.60	\$1.622 /CCF	\$0.006 /SqFt
SEWER	281.00 CCF			\$985.51	\$3.507 /CCF	\$0.009 /SqFt
WATER	1,582.00 CCF			\$9,827.31	\$6.212 /CCF	\$0.091 /SqFt
Totals:		358,586 KBtu	3.324 KBtu/SqFt	\$24,307.04		

Energy

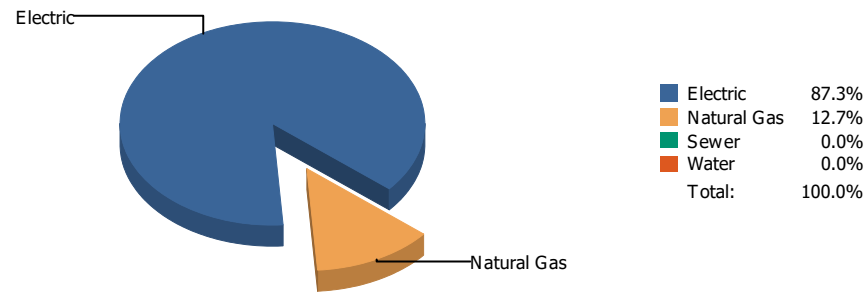


Cost

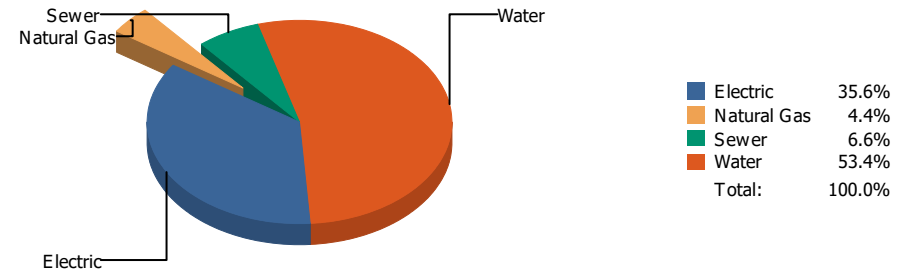


Commodity	Common Use	Energy Use	Energy Use / Area	Total Cost	Cost / Unit	Cost / Area
Place: [CIELO-VISTA] CIELO VISTA 151 [BUILDING] Area: 66,034 SqFt Billing Period: Aug 2021						
ELECTRIC	61,240.00 kWh	208,951 KBtu	3.164 KBtu/SqFt	\$8,927.38	\$0.146 /kWh	\$0.135 /SqFt
NATURALGAS	103.00 CCF	10,609 KBtu	0.161 KBtu/SqFt	\$455.77	\$4.425 /CCF	\$0.007 /SqFt
SEWER	45.00 CCF			\$337.48	\$7.500 /CCF	\$0.005 /SqFt
WATER	396.00 CCF			\$1,610.86	\$4.068 /CCF	\$0.024 /SqFt
Totals:		219,560 KBtu	3.325 KBtu/SqFt	\$11,331.49		

Energy

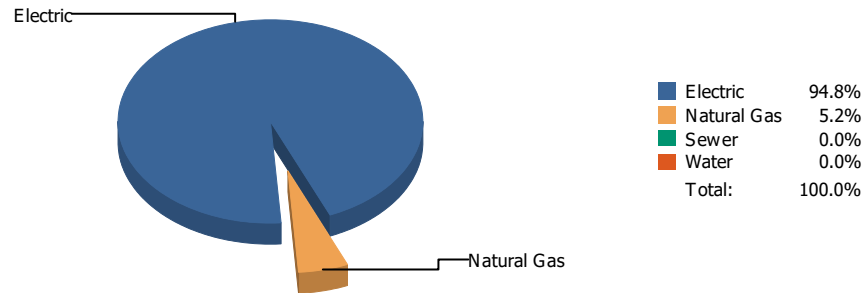


Cost

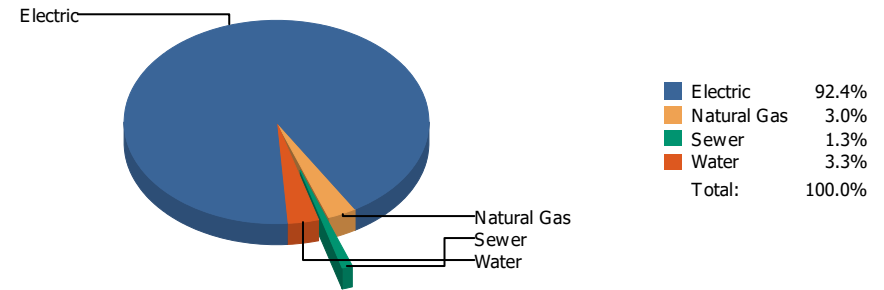


Commodity	Common Use	Energy Use	Energy Use / Area	Total Cost	Cost / Unit	Cost / Area
Place: [CLARDY] CLARDY 109 [BUILDING]						
Area: 70,700 SqFt						
Billing Period: Aug 2021						
ELECTRIC	23,192.00 kWh	79,131 KBtu	1.119 KBtu/SqFt	\$3,742.04	\$0.161 /kWh	\$0.053 /SqFt
NATURALGAS	112.00 CCF	11,536 KBtu	0.163 KBtu/SqFt	\$461.56	\$4.121 /CCF	\$0.006 /SqFt
SEWER	159.00 CCF			\$696.17	\$4.378 /CCF	\$0.010 /SqFt
WATER	904.00 CCF			\$5,610.12	\$6.206 /CCF	\$0.079 /SqFt
Totals:		90,667 KBtu	1.282 KBtu/SqFt	\$10,509.89		

Energy



Cost

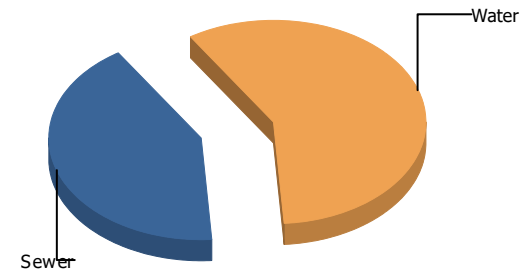


Commodity	Common Use	Energy Use	Energy Use / Area	Total Cost	Cost / Unit	Cost / Area
Place: [CLEDENIN] CLEDENIN 149 [BUILDING] Area: 62,721 SqFt Billing Period: Aug 2021						
ELECTRIC	45,956.00 kWh	156,802 KBtu	2.500 KBtu/SqFt	\$7,610.03	\$0.166 /kWh	\$0.121 /SqFt
NATURALGAS	83.00 CCF	8,549 KBtu	0.136 KBtu/SqFt	\$248.15	\$2.990 /CCF	\$0.004 /SqFt
SEWER	0.00 CCF			\$107.89	\$0.000 /CCF	\$0.002 /SqFt
WATER	47.00 CCF			\$269.52	\$5.734 /CCF	\$0.004 /SqFt
Totals:		165,351 KBtu	2.636 KBtu/SqFt	\$8,235.59		

Energy

Cost

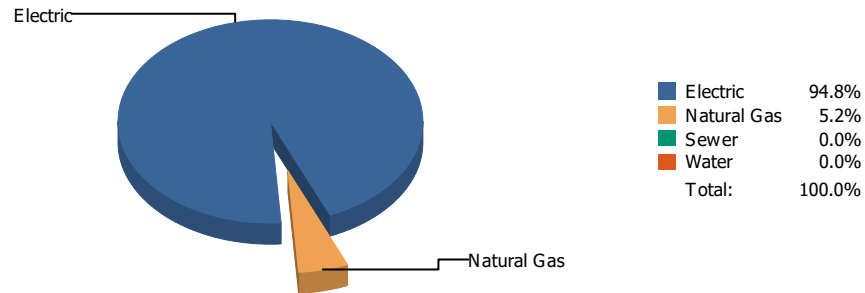
Sewer 0.0%
 Water 0.0%
 Total: 100.0%



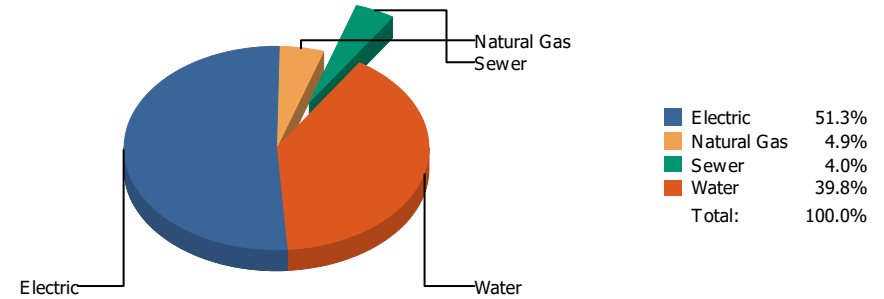
Sewer 42.0%
 Water 58.0%
 Total: 100.0%

Commodity	Common Use	Energy Use	Energy Use / Area	Total Cost	Cost / Unit	Cost / Area
Place: [COACH_ARCHIE_DURAN] COACH ARCHIE DURAN [BUILDING]						
Area: 0 SqFt						
Billing Period: Aug 2021						
SEWER	100.00 CCF			\$587.31	\$5.873 /CCF	
WATER	72.00 CCF			\$811.67	\$11.273 /CCF	
Totals:				\$1,398.98		

Energy



Cost



Commodity	Common Use	Energy Use	Energy Use / Area	Total Cost	Cost / Unit	Cost / Area
Place: [COLDWELL] COLDWELL 110 [BUILDING]						
Area: 67,310 SqFt						
Billing Period: Aug 2021						
ELECTRIC	37,535.00 kWh	128,069 KBtu	1.903 KBtu/SqFt	\$4,495.12	\$0.120 /kWh	\$0.067 /SqFt
NATURALGAS	68.00 CCF	7,004 KBtu	0.104 KBtu/SqFt	\$433.40	\$6.374 /CCF	\$0.006 /SqFt
SEWER	23.00 CCF			\$352.12	\$15.310 /CCF	\$0.005 /SqFt
WATER	542.00 CCF			\$3,488.82	\$6.437 /CCF	\$0.052 /SqFt
Totals:		135,073 KBtu	2.007 KBtu/SqFt	\$8,769.46		

Energy

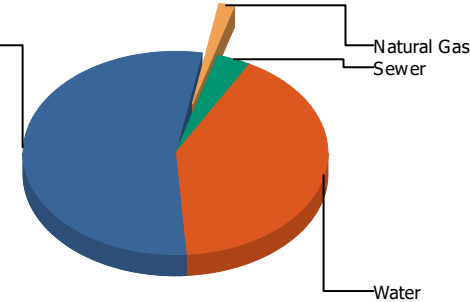
Electric



Electric	100.0%
Natural Gas	0.0%
Sewer	0.0%
Water	0.0%
Total:	100.0%

Cost

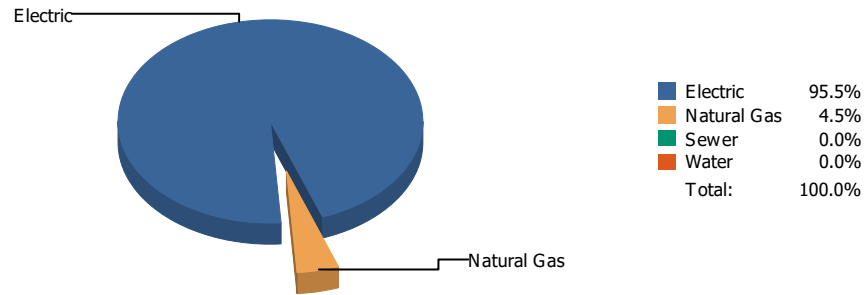
Electric



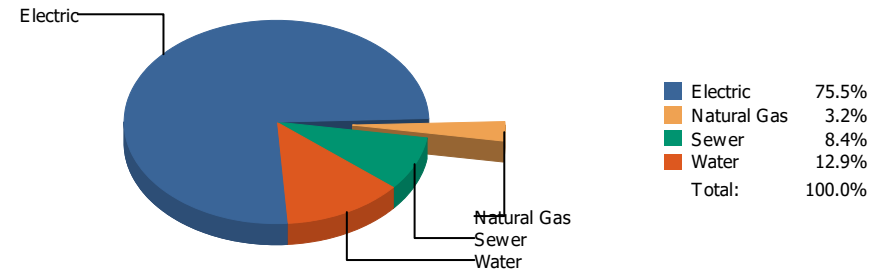
Electric	53.9%
Natural Gas	1.6%
Sewer	3.7%
Water	40.7%
Total:	100.0%

Commodity	Common Use	Energy Use	Energy Use / Area	Total Cost	Cost / Unit	Cost / Area
Place: [COLLINS] COLLINS 142 [BUILDING]						
Area: 81,245 SqFt						
Billing Period: Aug 2021						
ELECTRIC	47,416.00 kWh	161,783 KBtu	1.991 KBtu/SqFt	\$6,463.88	\$0.136 /kWh	\$0.079 /SqFt
NATURALGAS	0.00 CCF	0 KBtu	0.000 KBtu/SqFt	\$194.75	\$0.000 /CCF	\$0.002 /SqFt
SEWER	96.00 CCF			\$449.68	\$4.684 /CCF	\$0.006 /SqFt
WATER	1,532.00 CCF			\$4,887.71	\$3.190 /CCF	\$0.060 /SqFt
Totals:		161,783 KBtu	1.991 KBtu/SqFt	\$11,996.02		

Energy

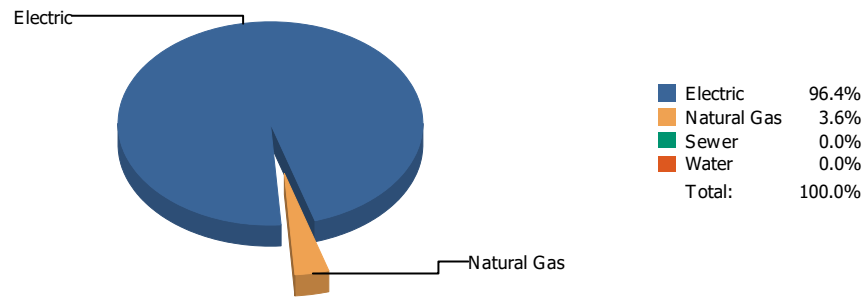


Cost

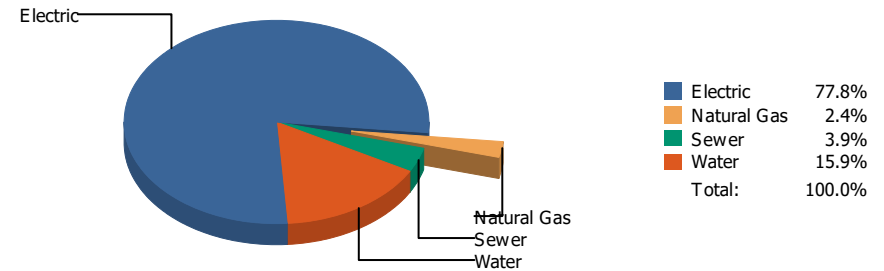


Commodity	Common Use	Energy Use	Energy Use / Area	Total Cost	Cost / Unit	Cost / Area
Place: [COOLEY] COOLEY 111 [BUILDING]						
Area: 95,590 SqFt						
Billing Period: Aug 2021						
ELECTRIC	71,800.00 kWh	244,982 KBtu	2.563 KBtu/SqFt	\$10,860.40	\$0.151 /kWh	\$0.114 /SqFt
NATURALGAS	112.00 CCF	11,536 KBtu	0.121 KBtu/SqFt	\$461.56	\$4.121 /CCF	\$0.005 /SqFt
SEWER	252.00 CCF			\$1,208.89	\$4.797 /CCF	\$0.012 /SqFt
WATER	490.00 CCF			\$1,857.87	\$3.792 /CCF	\$0.019 /SqFt
Totals:		256,518 KBtu	2.684 KBtu/SqFt	\$14,388.72		

Energy

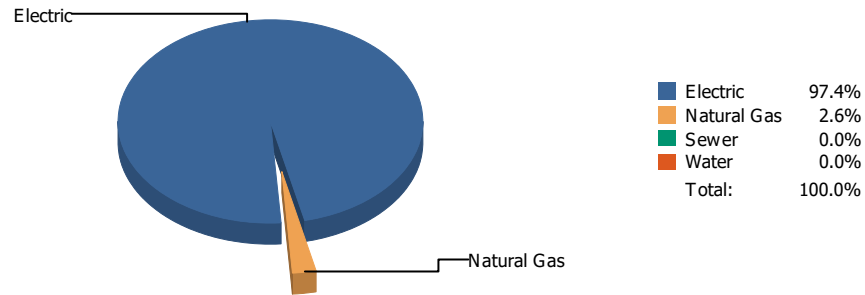


Cost

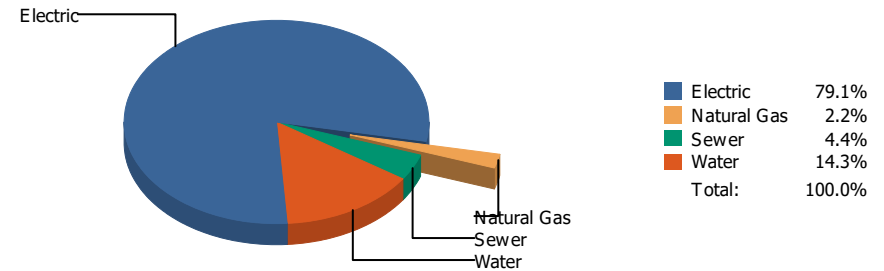


Commodity	Common Use	Energy Use	Energy Use / Area	Total Cost	Cost / Unit	Cost / Area
Place: [CORONADO] CORONADO 005 [BUILDING]						
Area: 406,757 SqFt						
Billing Period: Aug 2021						
ELECTRIC	193,484.00 kWh	660,167 KBtu	1.623 KBtu/SqFt	\$29,836.78	\$0.154 /kWh	\$0.072 /SqFt
NATURALGAS	239.00 CCF	24,617 KBtu	0.061 KBtu/SqFt	\$933.05	\$3.904 /CCF	\$0.002 /SqFt
SEWER	437.00 CCF			\$1,489.13	\$3.408 /CCF	\$0.003 /SqFt
WATER	1,864.00 CCF			\$6,115.38	\$3.281 /CCF	\$0.015 /SqFt
Totals:		684,784 KBtu	1.684 KBtu/SqFt	\$38,374.34		

Energy

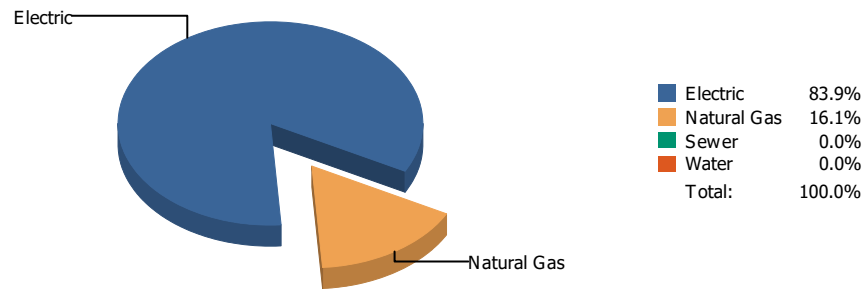


Cost

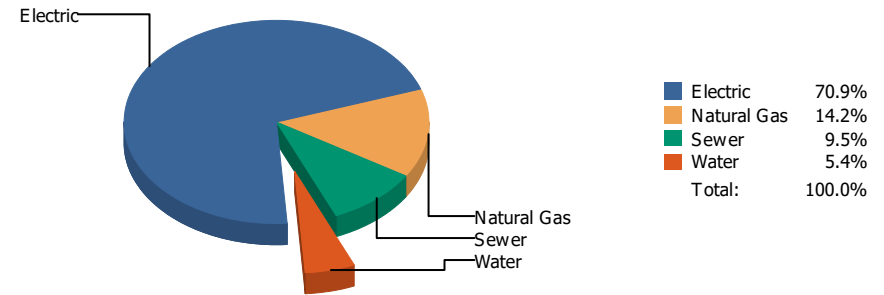


Commodity	Common Use	Energy Use	Energy Use / Area	Total Cost	Cost / Unit	Cost / Area
Place: [CROCKETT_1] CROCKETT 112 [BUILDING]						
Area: 92,585 SqFt						
Billing Period: Aug 2021						
ELECTRIC	57,394.00 kWh	195,828 KBtu	2.115 KBtu/SqFt	\$8,155.21	\$0.142 /kWh	\$0.088 /SqFt
NATURALGAS	50.00 CCF	5,150 KBtu	0.056 KBtu/SqFt	\$226.92	\$4.538 /CCF	\$0.002 /SqFt
SEWER	60.00 CCF			\$451.27	\$7.521 /CCF	\$0.005 /SqFt
WATER	247.00 CCF			\$1,478.59	\$5.986 /CCF	\$0.016 /SqFt
Totals:		200,978 KBtu	2.171 KBtu/SqFt	\$10,311.99		

Energy

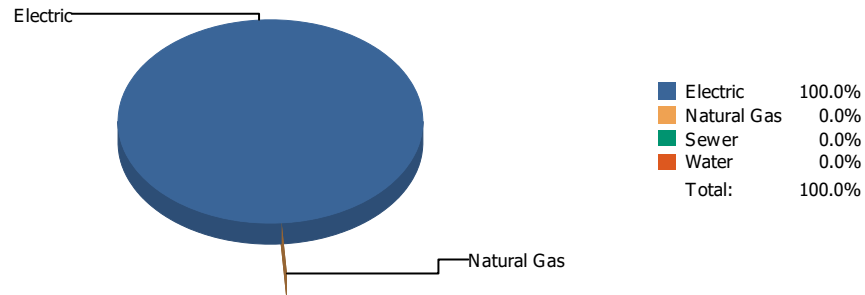


Cost

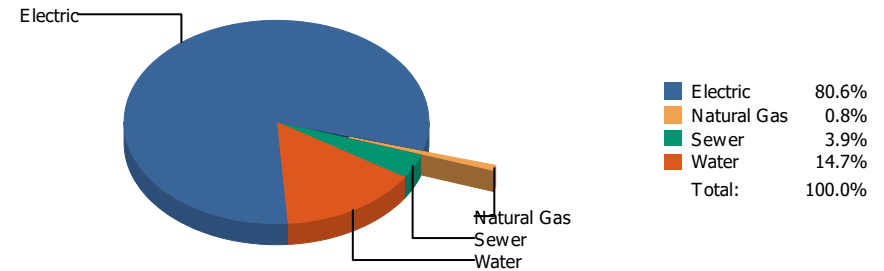


Commodity	Common Use	Energy Use	Energy Use / Area	Total Cost	Cost / Unit	Cost / Area
Place: [CROSBY] CROSBY 113 [BUILDING]						
Area: 83,100 SqFt						
Billing Period: Aug 2021						
ELECTRIC	15,260.00 kWh	52,067 KBtu	0.627 KBtu/SqFt	\$2,256.16	\$0.148 /kWh	\$0.027 /SqFt
NATURALGAS	97.00 CCF	9,991 KBtu	0.120 KBtu/SqFt	\$451.91	\$4.659 /CCF	\$0.005 /SqFt
SEWER	10.00 CCF			\$303.78	\$30.378 /CCF	\$0.004 /SqFt
WATER	11.00 CCF			\$172.38	\$15.671 /CCF	\$0.002 /SqFt
Totals:		62,058 KBtu	0.747 KBtu/SqFt	\$3,184.23		

Energy

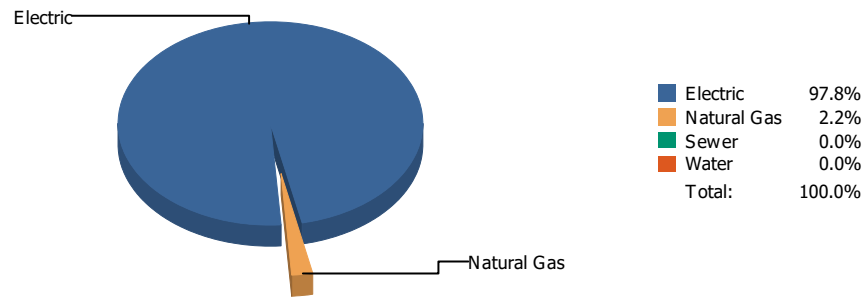


Cost

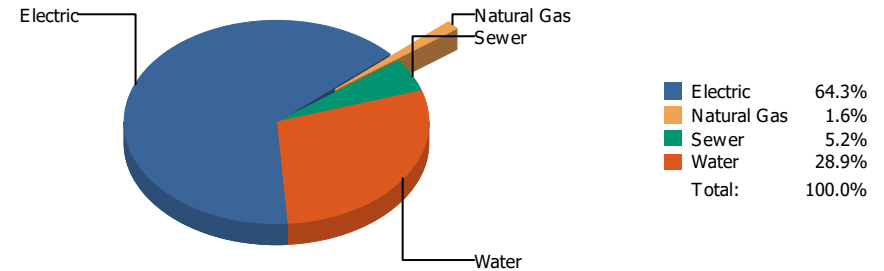


Commodity	Common Use	Energy Use	Energy Use / Area	Total Cost	Cost / Unit	Cost / Area
Place: [DELTA_OPERATIONS_CENTER_] Delta Operations Center [BUILDING]						
Area: 0 SqFt						
Billing Period: Aug 2021						
ELECTRIC	60,480.00 kWh	206,358 KBtu		\$6,373.31	\$0.105 /kWh	
NATURALGAS	1.00 CCF	103 KBtu		\$65.09	\$65.090 /CCF	
SEWER	32.00 CCF			\$308.88	\$9.653 /CCF	
WATER	233.00 CCF			\$1,163.01	\$4.991 /CCF	
Totals:		206,461 KBtu		\$7,910.29		

Energy

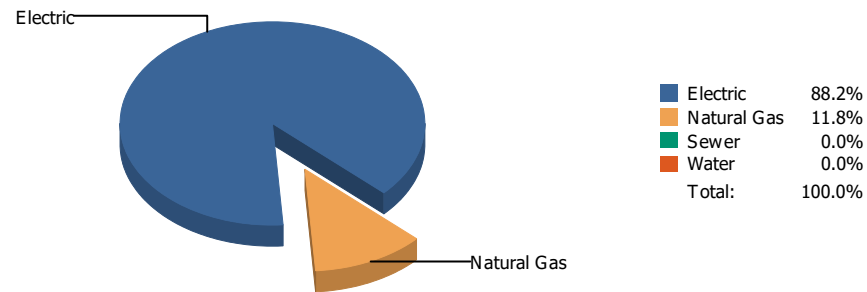


Cost

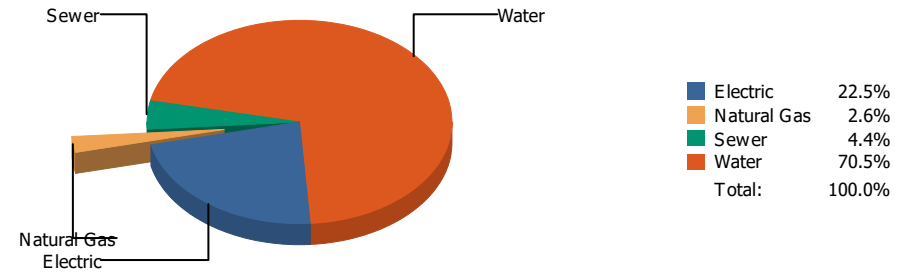


Commodity	Common Use	Energy Use	Energy Use / Area	Total Cost	Cost / Unit	Cost / Area
Place: [DONHASKINSPK8] DON HASKINS PK-8 051 [BUILDING]						
Area: 163,678 SqFt						
Billing Period: Aug 2021						
ELECTRIC	109,019.00 kWh	371,973 KBtu	2.273 KBtu/SqFt	\$18,170.28	\$0.167 /kWh	\$0.111 /SqFt
NATURALGAS	82.00 CCF	8,446 KBtu	0.052 KBtu/SqFt	\$442.26	\$5.393 /CCF	\$0.003 /SqFt
SEWER	305.00 CCF			\$1,478.39	\$4.847 /CCF	\$0.009 /SqFt
WATER	1,340.00 CCF			\$8,154.15	\$6.085 /CCF	\$0.050 /SqFt
Totals:		380,419 KBtu	2.324 KBtu/SqFt	\$28,245.08		

Energy



Cost



Commodity	Common Use	Energy Use	Energy Use / Area	Total Cost	Cost / Unit	Cost / Area
Place: [DOUGLASS] DOUGLASS 114 [BUILDING]						
Area: 86,903 SqFt						
Billing Period: Aug 2021						
ELECTRIC	24,281.00 kWh	82,847 KBtu	0.953 KBtu/SqFt	\$3,975.04	\$0.164 /kWh	\$0.046 /SqFt
NATURALGAS	108.00 CCF	11,124 KBtu	0.128 KBtu/SqFt	\$459.01	\$4.250 /CCF	\$0.005 /SqFt
SEWER	220.00 CCF			\$781.51	\$3.552 /CCF	\$0.009 /SqFt
WATER	1,880.00 CCF			\$12,478.36	\$6.637 /CCF	\$0.143 /SqFt
Totals:		93,971 KBtu	1.081 KBtu/SqFt	\$17,693.92		

Energy

Electric



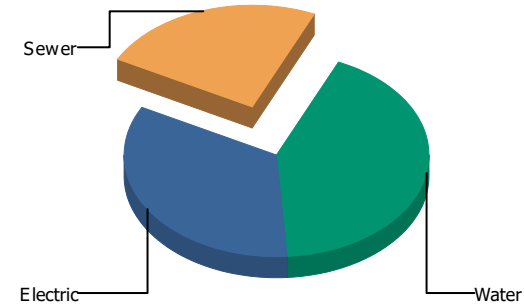
Electric 100.0%
 Sewer 0.0%
 Water 0.0%
 Total: 100.0%

Cost

Sewer

Electric

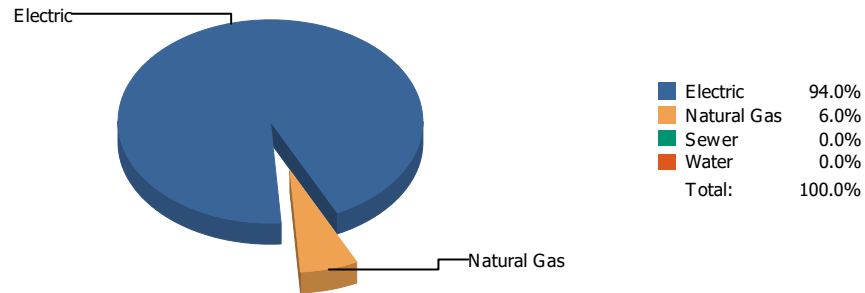
Water



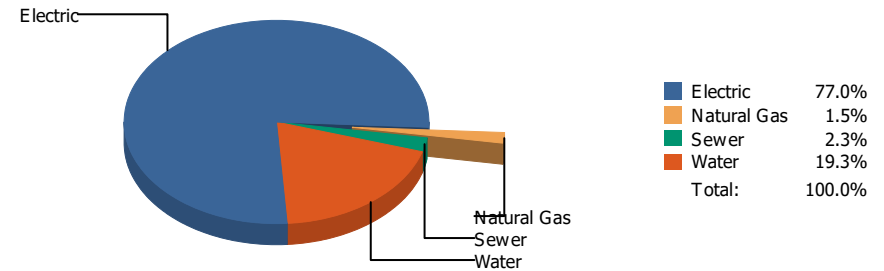
Electric 34.0%
 Sewer 23.9%
 Water 42.1%
 Total: 100.0%

Commodity	Common Use	Energy Use	Energy Use / Area	Total Cost	Cost / Unit	Cost / Area
Place: [DOWELL] DOWELL 115 [BUILDING] Area: 55,801 SqFt Billing Period: Aug 2021						
ELECTRIC	2,520.00 kWh	8,598 KBtu	0.154 KBtu/SqFt	\$316.44	\$0.126 /kWh	\$0.006 /SqFt
SEWER	62.00 CCF			\$222.14	\$3.583 /CCF	\$0.004 /SqFt
WATER	65.00 CCF			\$392.20	\$6.034 /CCF	\$0.007 /SqFt
Totals:		8,598 KBtu	0.154 KBtu/SqFt	\$930.78		

Energy

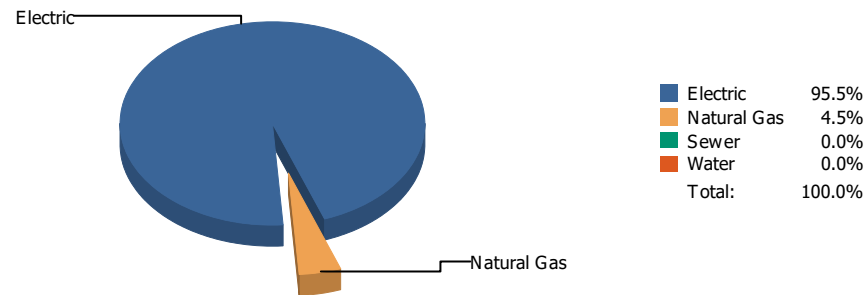


Cost

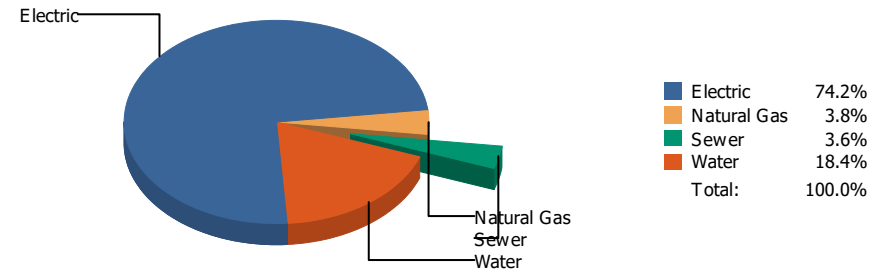


Commodity	Common Use	Energy Use	Energy Use / Area	Total Cost	Cost / Unit	Cost / Area
Place: [DRHORNEDOMIDDLESCHOOL_1] DR. HORNEDO MIDDLE SCHOOL 058 [BUILDING]						
Area: 184,871 SqFt						
Billing Period: Aug 2021						
ELECTRIC	89,800.00 kWh	306,398 KBtu	1.657 KBtu/SqFt	\$16,545.24	\$0.184 /kWh	\$0.089 /SqFt
NATURALGAS	190.00 CCF	19,570 KBtu	0.106 KBtu/SqFt	\$317.01	\$1.668 /CCF	\$0.002 /SqFt
SEWER	53.00 CCF			\$483.91	\$9.130 /CCF	\$0.003 /SqFt
WATER	637.00 CCF			\$4,135.77	\$6.493 /CCF	\$0.022 /SqFt
Totals:		325,968 KBtu	1.763 KBtu/SqFt	\$21,481.93		

Energy



Cost



Commodity	Common Use	Energy Use	Energy Use / Area	Total Cost	Cost / Unit	Cost / Area
Place: [EL-PASO-HIGH] EL PASO HIGH 006 [BUILDING]						
Area: 236,062 SqFt						
Billing Period: Aug 2021						
ELECTRIC	179,044.00 kWh	610,898 KBtu	2.588 KBtu/SqFt	\$26,305.27	\$0.147 /kWh	\$0.111 /SqFt
NATURALGAS	282.00 CCF	29,046 KBtu	0.123 KBtu/SqFt	\$1,350.17	\$4.788 /CCF	\$0.006 /SqFt
SEWER	253.00 CCF			\$1,270.28	\$5.021 /CCF	\$0.005 /SqFt
WATER	1,330.00 CCF			\$6,518.41	\$4.901 /CCF	\$0.027 /SqFt
Totals:		639,944 KBtu	2.711 KBtu/SqFt	\$35,444.13		

Energy

Electric



■ Electric 100.0%
Total: 100.0%

Cost

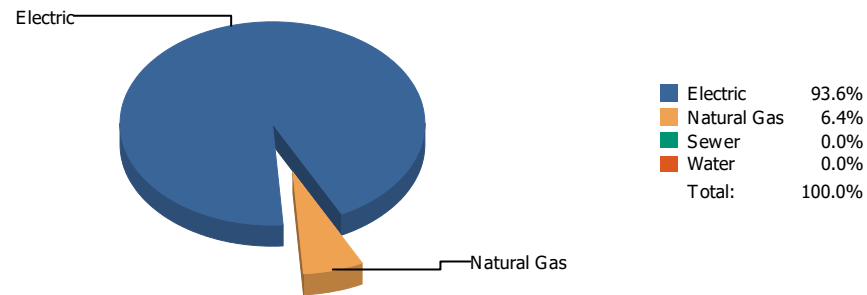
Electric



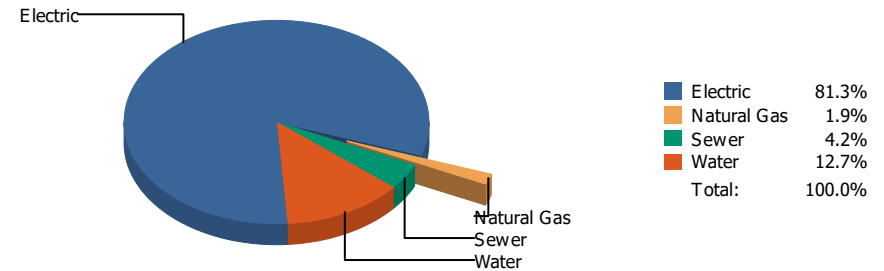
■ Electric 100.0%
Total: 100.0%

Commodity	Common Use	Energy Use	Energy Use / Area	Total Cost	Cost / Unit	Cost / Area
Place: [FANNIN] FANNIN 116 [BUILDING]						
Area: 73,291 SqFt						
Billing Period: Aug 2021						
ELECTRIC	4,562.00 kWh	15,566 KBtu	0.212 KBtu/SqFt	\$516.83	\$0.113 /kWh	\$0.007 /SqFt
Totals:		15,566 KBtu	0.212 KBtu/SqFt	\$516.83		

Energy

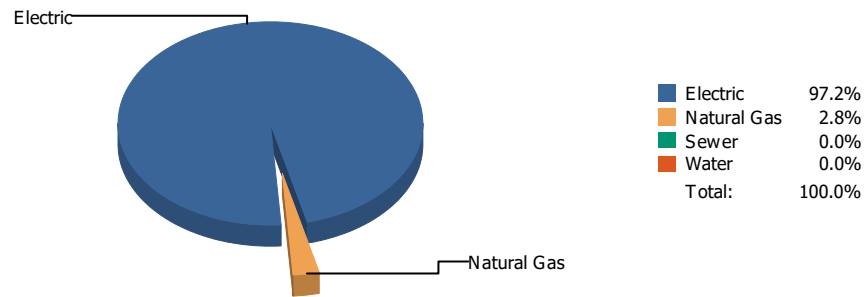


Cost

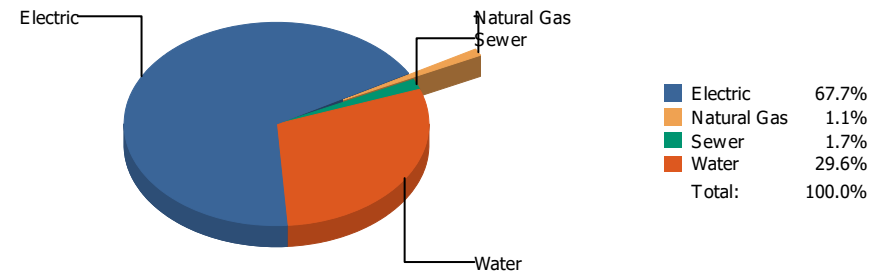


Commodity	Common Use	Energy Use	Energy Use / Area	Total Cost	Cost / Unit	Cost / Area
Place: [FRANKLIN] FRANKLIN HIGH SCHOOL 010 [BUILDING]						
Area: 329,377 SqFt						
Billing Period: Aug 2021						
ELECTRIC	210,114.00 kWh	716,909 KBtu	2.177 KBtu/SqFt	\$29,444.12	\$0.140 /kWh	\$0.089 /SqFt
NATURALGAS	478.00 CCF	49,234 KBtu	0.149 KBtu/SqFt	\$696.96	\$1.458 /CCF	\$0.002 /SqFt
SEWER	517.00 CCF			\$1,504.71	\$2.910 /CCF	\$0.005 /SqFt
WATER	1,228.00 CCF			\$4,587.47	\$3.736 /CCF	\$0.014 /SqFt
Totals:		766,143 KBtu	2.326 KBtu/SqFt	\$36,233.26		

Energy

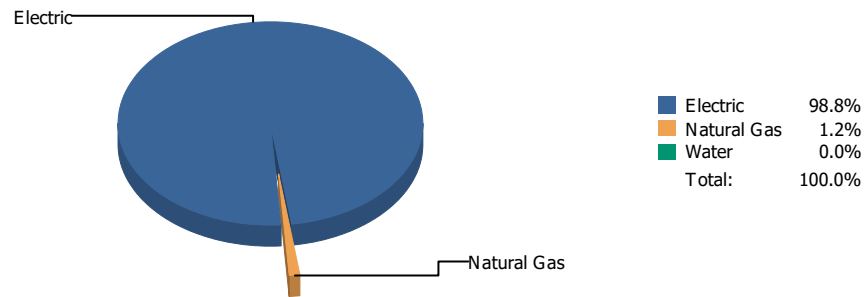


Cost

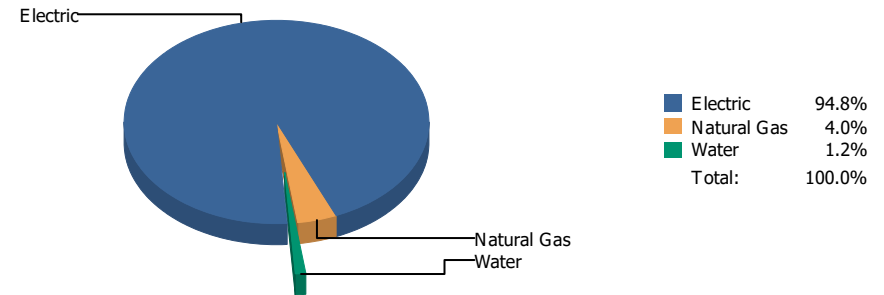


Commodity	Common Use	Energy Use	Energy Use / Area	Total Cost	Cost / Unit	Cost / Area
Place: [FRANKLIN9THGRADECENTER_2] FRANKLIN 9TH GRADE CENTER 053 [BUILDING]						
Area: 193,158 SqFt						
Billing Period: Aug 2021						
ELECTRIC	103,430.00 kWh	352,903 KBtu	1.827 KBtu/SqFt	\$16,436.65	\$0.159 /kWh	\$0.085 /SqFt
NATURALGAS	98.00 CCF	10,094 KBtu	0.052 KBtu/SqFt	\$257.80	\$2.631 /CCF	\$0.001 /SqFt
SEWER	20.00 CCF			\$411.31	\$20.566 /CCF	\$0.002 /SqFt
WATER	2,762.00 CCF			\$7,176.09	\$2.598 /CCF	\$0.037 /SqFt
Totals:		362,997 KBtu	1.879 KBtu/SqFt	\$24,281.85		

Energy

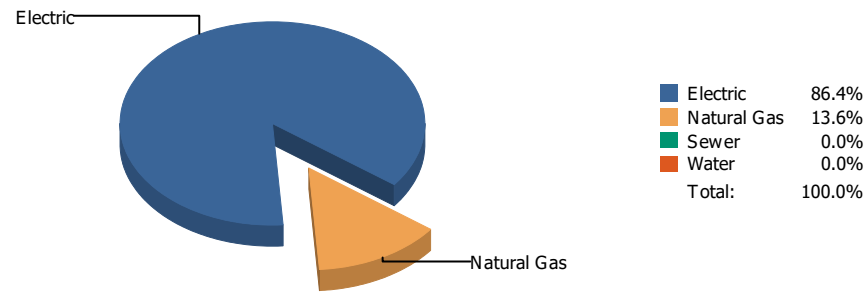


Cost

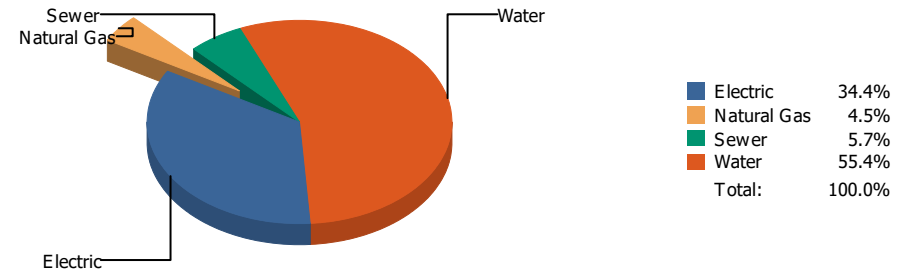


Commodity	Common Use	Energy Use	Energy Use / Area	Total Cost	Cost / Unit	Cost / Area
Place: [GAMBLE] JAMES GAMBLE WAREHOUSE [BUILDING]						
Area: 53,241 SqFt						
Billing Period: Aug 2021						
ELECTRIC	37,200.00 kWh	126,926 KBtu	2.384 KBtu/SqFt	\$4,811.21	\$0.129 /kWh	\$0.090 /SqFt
NATURALGAS	15.00 CCF	1,545 KBtu	0.029 KBtu/SqFt	\$204.41	\$13.627 /CCF	\$0.004 /SqFt
WATER	0.00 CCF			\$60.68	\$0.000 /CCF	\$0.001 /SqFt
Totals:		128,471 KBtu	2.413 KBtu/SqFt	\$5,076.30		

Energy

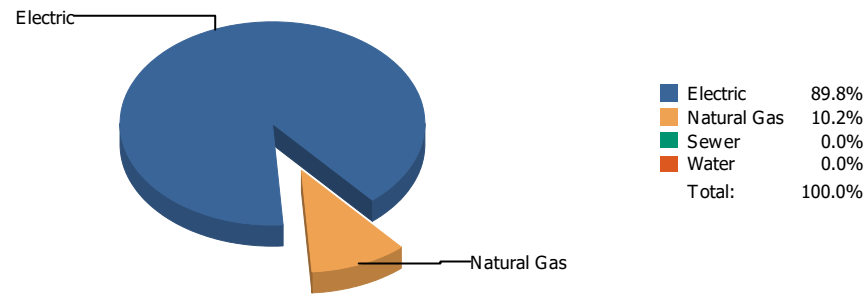


Cost

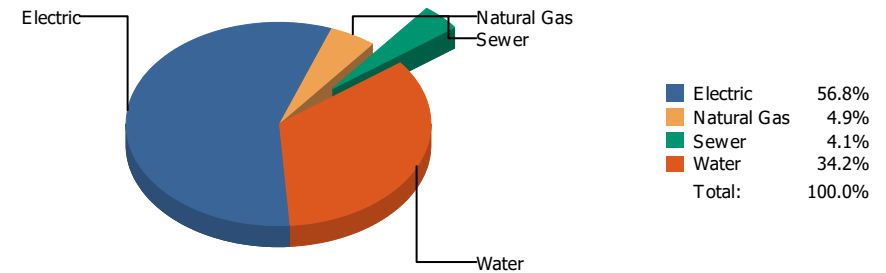


Commodity	Common Use	Energy Use	Energy Use / Area	Total Cost	Cost / Unit	Cost / Area
Place: [GREEN] GREEN ELEMENTARY SCHOOL 162 [BUILDING]						
Area: 88,156 SqFt						
Billing Period: Aug 2021						
ELECTRIC	30,000.00 kWh	102,360 KBtu	1.161 KBtu/SqFt	\$3,770.56	\$0.126 /kWh	\$0.043 /SqFt
NATURALGAS	157.00 CCF	16,171 KBtu	0.183 KBtu/SqFt	\$490.44	\$3.124 /CCF	\$0.006 /SqFt
SEWER	70.00 CCF			\$629.20	\$8.989 /CCF	\$0.007 /SqFt
WATER	833.00 CCF			\$6,074.77	\$7.293 /CCF	\$0.069 /SqFt
Totals:		118,531 KBtu	1.345 KBtu/SqFt	\$10,964.97		

Energy

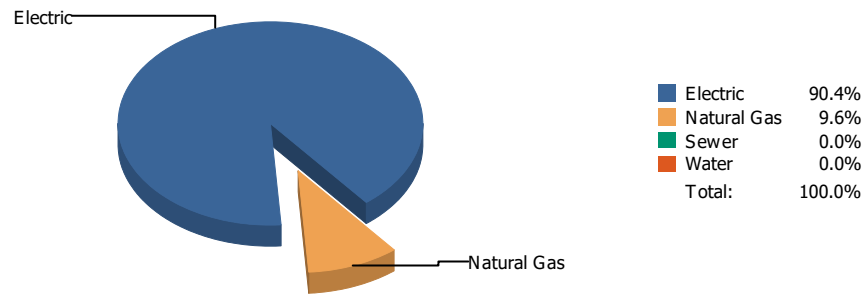


Cost

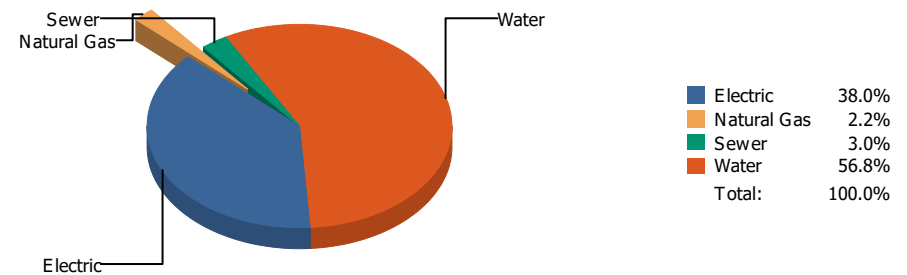


Commodity	Common Use	Energy Use	Energy Use / Area	Total Cost	Cost / Unit	Cost / Area
Place: [GUERRERO] ROSA GUERRERO ELEMENTARY 163 [BUILDING]						
Area: 88,641 SqFt						
Billing Period: Aug 2021						
ELECTRIC	38,340.00 kWh	130,816 KBtu	1.476 KBtu/SqFt	\$5,527.11	\$0.144 /kWh	\$0.062 /SqFt
NATURALGAS	144.00 CCF	14,832 KBtu	0.167 KBtu/SqFt	\$481.66	\$3.345 /CCF	\$0.005 /SqFt
SEWER	24.00 CCF			\$399.17	\$16.632 /CCF	\$0.004 /SqFt
WATER	979.00 CCF			\$3,331.30	\$3.403 /CCF	\$0.038 /SqFt
Totals:		145,648 KBtu	1.643 KBtu/SqFt	\$9,739.24		

Energy

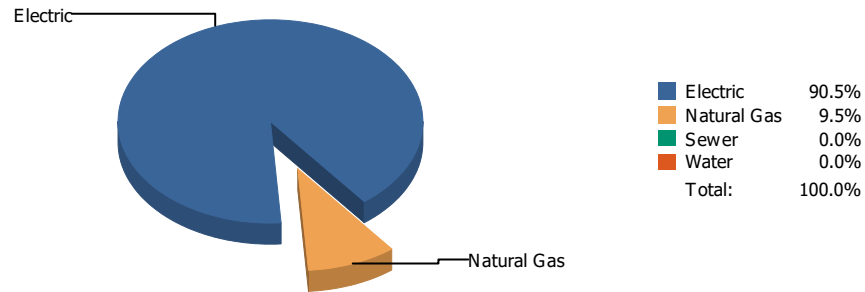


Cost

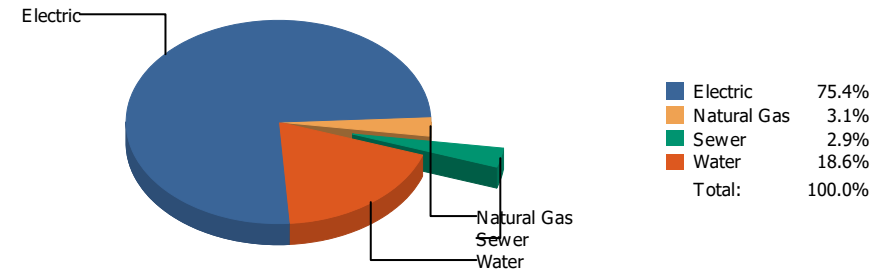


Commodity	Common Use	Energy Use	Energy Use / Area	Total Cost	Cost / Unit	Cost / Area
Place: [GUILLEN] GUILLEN 044 [BUILDING]						
Area: 223,773 SqFt						
Billing Period: Aug 2021						
ELECTRIC	65,853.00 kWh	224,690 KBtu	1.004 KBtu/SqFt	\$9,199.40	\$0.140 /kWh	\$0.041 /SqFt
NATURALGAS	232.00 CCF	23,896 KBtu	0.107 KBtu/SqFt	\$538.77	\$2.322 /CCF	\$0.002 /SqFt
SEWER	170.00 CCF			\$720.37	\$4.237 /CCF	\$0.003 /SqFt
WATER	2,391.00 CCF			\$13,756.69	\$5.754 /CCF	\$0.061 /SqFt
Totals:		248,586 KBtu	1.111 KBtu/SqFt	\$24,215.23		

Energy

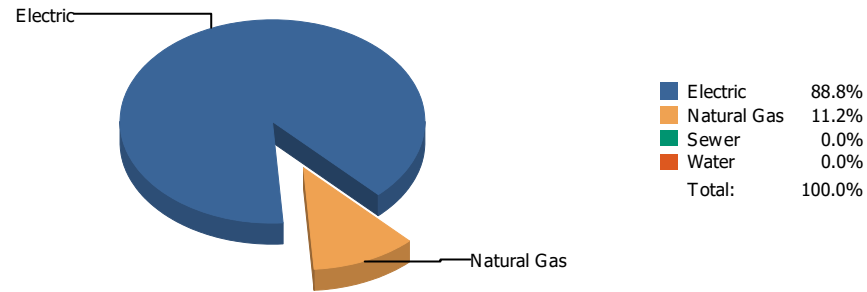


Cost

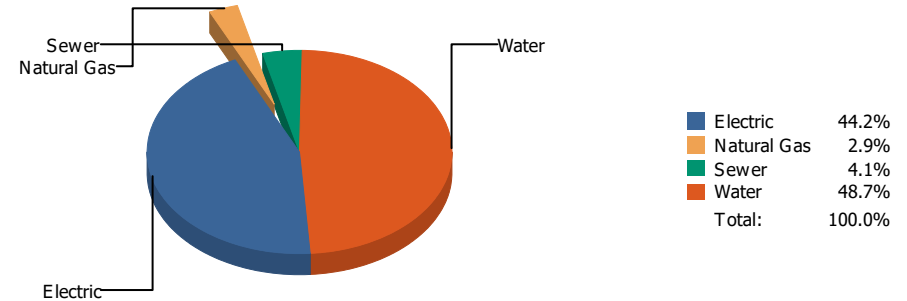


Commodity	Common Use	Energy Use	Energy Use / Area	Total Cost	Cost / Unit	Cost / Area
Place: [HART] HART 118 [BUILDING] Area: 63,357 SqFt Billing Period: Aug 2021						
ELECTRIC	57,600.00 kWh	196,531 KBtu	3.102 KBtu/SqFt	\$7,948.04	\$0.138 /kWh	\$0.125 /SqFt
NATURALGAS	200.00 CCF	20,600 KBtu	0.325 KBtu/SqFt	\$323.77	\$1.619 /CCF	\$0.005 /SqFt
SEWER	32.00 CCF			\$308.88	\$9.653 /CCF	\$0.005 /SqFt
WATER	357.00 CCF			\$1,964.61	\$5.503 /CCF	\$0.031 /SqFt
Totals:		217,131 KBtu	3.427 KBtu/SqFt	\$10,545.30		

Energy

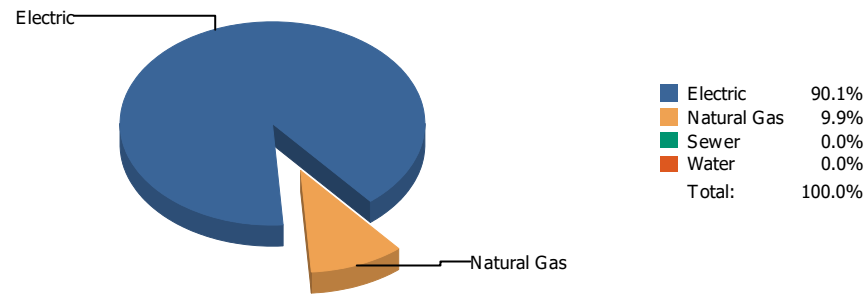


Cost

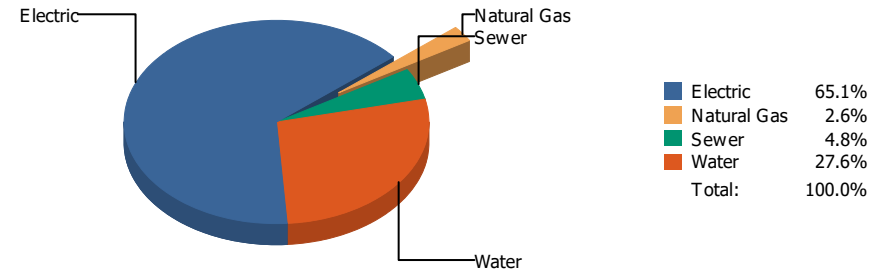


Commodity	Common Use	Energy Use	Energy Use / Area	Total Cost	Cost / Unit	Cost / Area
Place: [HAWKINS] HAWKINS 119 [BUILDING]						
Area: 57,207 SqFt						
Billing Period: Aug 2021						
ELECTRIC	29,586.00 kWh	100,947 KBtu	1.765 KBtu/SqFt	\$4,134.70	\$0.140 /kWh	\$0.072 /SqFt
NATURALGAS	123.00 CCF	12,669 KBtu	0.221 KBtu/SqFt	\$273.75	\$2.226 /CCF	\$0.005 /SqFt
SEWER	103.00 CCF			\$387.38	\$3.761 /CCF	\$0.007 /SqFt
WATER	990.00 CCF			\$4,548.68	\$4.595 /CCF	\$0.079 /SqFt
Totals:		113,616 KBtu	1.986 KBtu/SqFt	\$9,344.51		

Energy

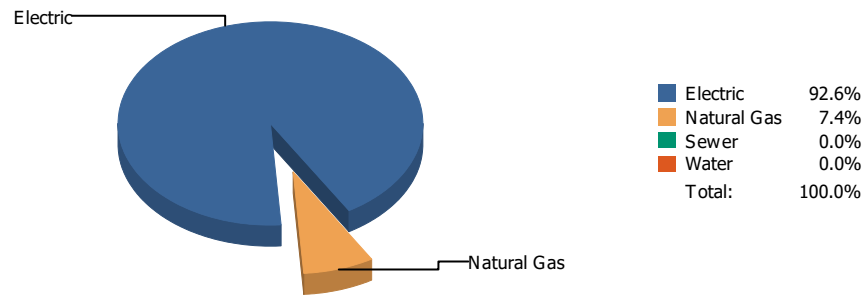


Cost

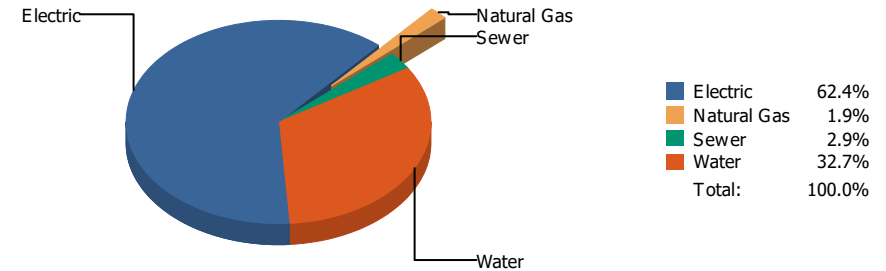


Commodity	Common Use	Energy Use	Energy Use / Area	Total Cost	Cost / Unit	Cost / Area
Place: [HENDERSO] HENDERSON 041 [BUILDING]						
Area: 145,254 SqFt						
Billing Period: Aug 2021						
ELECTRIC	74,937.00 kWh	255,685 KBtu	1.760 KBtu/SqFt	\$10,955.10	\$0.146 /kWh	\$0.075 /SqFt
NATURALGAS	272.00 CCF	28,016 KBtu	0.193 KBtu/SqFt	\$429.47	\$1.579 /CCF	\$0.003 /SqFt
SEWER	153.00 CCF			\$811.80	\$5.306 /CCF	\$0.006 /SqFt
WATER	753.00 CCF			\$4,641.32	\$6.164 /CCF	\$0.032 /SqFt
Totals:		283,701 KBtu	1.953 KBtu/SqFt	\$16,837.69		

Energy



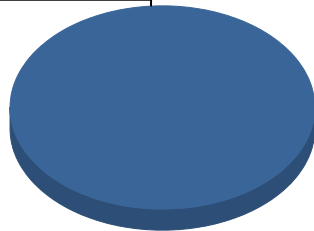
Cost



Commodity	Common Use	Energy Use	Energy Use / Area	Total Cost	Cost / Unit	Cost / Area
Place: [HERRERA_1] HERRERA ELEMENTARY 174 [BUILDING]						
Area: 86,275 SqFt						
Billing Period: Aug 2021						
ELECTRIC	69,800.00 kWh	238,158 KBtu	2.760 KBtu/SqFt	\$10,186.01	\$0.146 /kWh	\$0.118 /SqFt
NATURALGAS	185.00 CCF	19,055 KBtu	0.221 KBtu/SqFt	\$313.79	\$1.696 /CCF	\$0.004 /SqFt
SEWER	48.00 CCF			\$472.91	\$9.852 /CCF	\$0.005 /SqFt
WATER	938.00 CCF			\$5,340.94	\$5.694 /CCF	\$0.062 /SqFt
Totals:		257,213 KBtu	2.981 KBtu/SqFt	\$16,313.65		

Energy

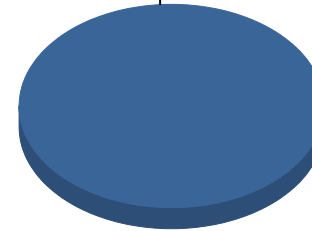
Electric



■ Electric 100.0%
Total: 100.0%

Cost

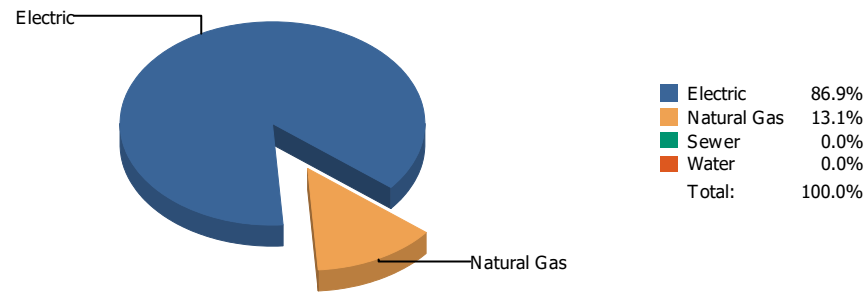
Electric



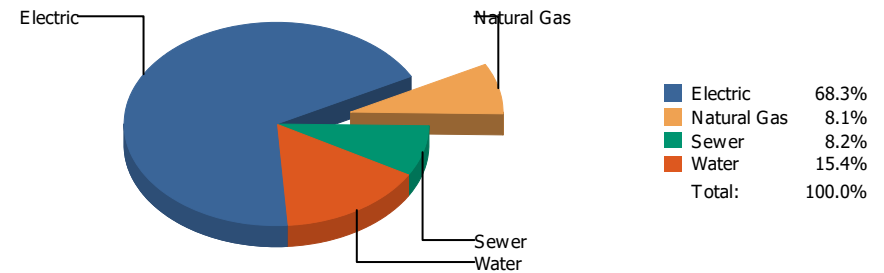
■ Electric 100.0%
Total: 100.0%

Commodity	Common Use	Energy Use	Energy Use / Area	Total Cost	Cost / Unit	Cost / Area
Place: [HIGHLAND] HIGHLAND/ANNEX 120 [BUILDING] Area: 33,705 SqFt Billing Period: Aug 2021						
ELECTRIC	31,920.00 kWh	108,911 KBtu	3.231 KBtu/SqFt	\$2,887.59	\$0.090 /kWh	\$0.086 /SqFt
Totals:		108,911 KBtu	3.231 KBtu/SqFt	\$2,887.59		

Energy

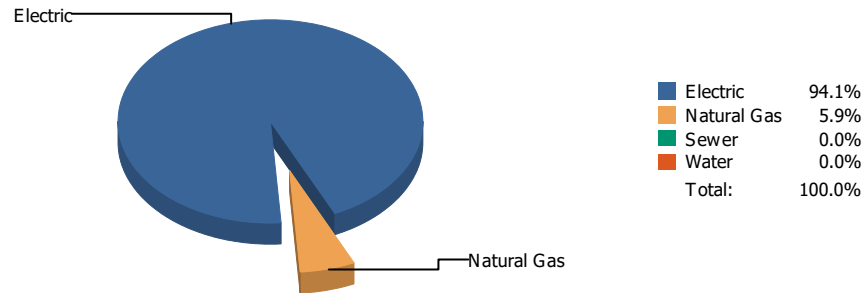


Cost

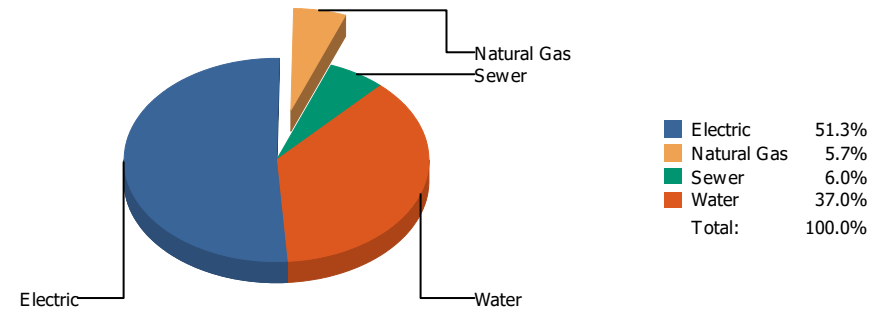


Commodity	Common Use	Energy Use	Energy Use / Area	Total Cost	Cost / Unit	Cost / Area
Place: [HILLSIDE] HILLSIDE 121 [BUILDING]						
Area: 80,656 SqFt						
Billing Period: Aug 2021						
ELECTRIC	43,363.00 kWh	147,955 KBtu	1.834 KBtu/SqFt	\$6,068.03	\$0.140 /kWh	\$0.075 /SqFt
NATURALGAS	216.00 CCF	22,248 KBtu	0.276 KBtu/SqFt	\$723.31	\$3.349 /CCF	\$0.009 /SqFt
SEWER	172.00 CCF			\$724.77	\$4.214 /CCF	\$0.009 /SqFt
WATER	349.00 CCF			\$1,372.73	\$3.933 /CCF	\$0.017 /SqFt
Totals:		170,203 KBtu	2.110 KBtu/SqFt	\$8,888.84		

Energy

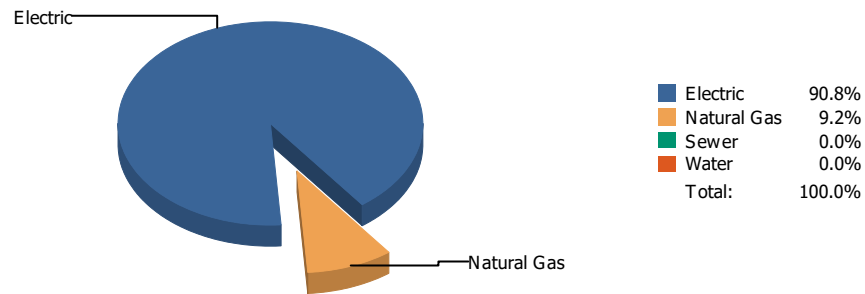


Cost

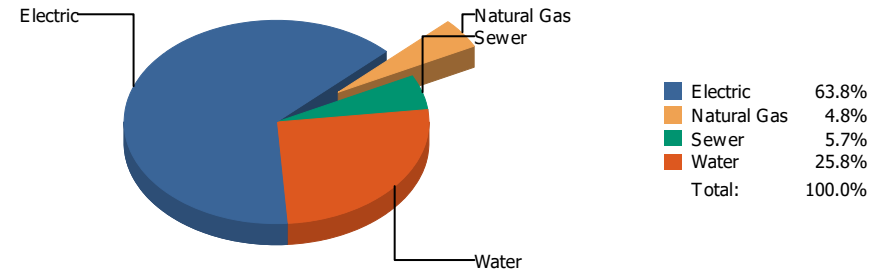


Commodity	Common Use	Energy Use	Energy Use / Area	Total Cost	Cost / Unit	Cost / Area
Place: [HOUSTON] HOUSTON 122 [BUILDING]						
Area: 84,178 SqFt						
Billing Period: Aug 2021						
ELECTRIC	28,560.00 kWh	97,447 KBtu	1.158 KBtu/SqFt	\$3,854.49	\$0.135 /kWh	\$0.046 /SqFt
NATURALGAS	59.00 CCF	6,077 KBtu	0.072 KBtu/SqFt	\$427.47	\$7.245 /CCF	\$0.005 /SqFt
SEWER	47.00 CCF			\$449.77	\$9.570 /CCF	\$0.005 /SqFt
WATER	636.00 CCF			\$2,781.87	\$4.374 /CCF	\$0.033 /SqFt
Totals:		103,524 KBtu	1.230 KBtu/SqFt	\$7,513.60		

Energy

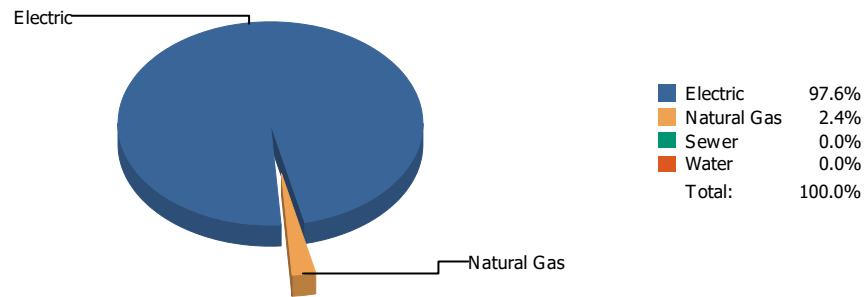


Cost

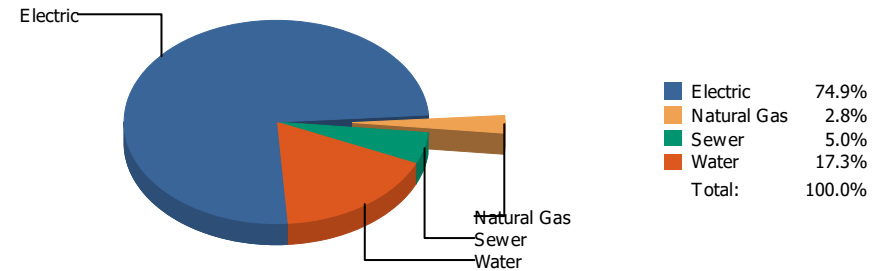


Commodity	Common Use	Energy Use	Energy Use / Area	Total Cost	Cost / Unit	Cost / Area
Place: [HUGHEY] HUGHEY 123 [BUILDING]						
Area: 74,815 SqFt						
Billing Period: Aug 2021						
ELECTRIC	44,298.00 kWh	151,145 KBtu	2.020 KBtu/SqFt	\$7,310.49	\$0.165 /kWh	\$0.098 /SqFt
NATURALGAS	148.00 CCF	15,244 KBtu	0.204 KBtu/SqFt	\$548.99	\$3.709 /CCF	\$0.007 /SqFt
SEWER	90.00 CCF			\$652.26	\$7.247 /CCF	\$0.009 /SqFt
WATER	442.00 CCF			\$2,954.69	\$6.685 /CCF	\$0.039 /SqFt
Totals:		166,389 KBtu	2.224 KBtu/SqFt	\$11,466.43		

Energy

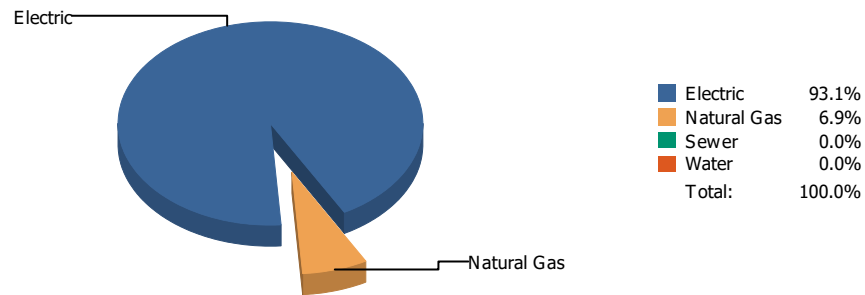


Cost

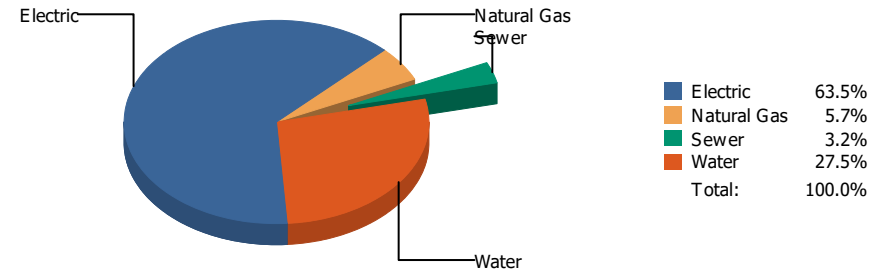


Commodity	Common Use	Energy Use	Energy Use / Area	Total Cost	Cost / Unit	Cost / Area
Place: [IRVIN] IRVIN 008 [BUILDING] Area: 303,804 SqFt Billing Period: Aug 2021						
ELECTRIC	177,811.00 kWh	606,691 KBtu	1.997 KBtu/SqFt	\$23,242.67	\$0.131 /kWh	\$0.076 /SqFt
NATURALGAS	145.00 CCF	14,935 KBtu	0.049 KBtu/SqFt	\$872.03	\$6.014 /CCF	\$0.003 /SqFt
SEWER	601.00 CCF			\$1,560.68	\$2.597 /CCF	\$0.005 /SqFt
WATER	1,479.00 CCF			\$5,359.38	\$3.624 /CCF	\$0.018 /SqFt
Totals:		621,626 KBtu	2.046 KBtu/SqFt	\$31,034.76		

Energy

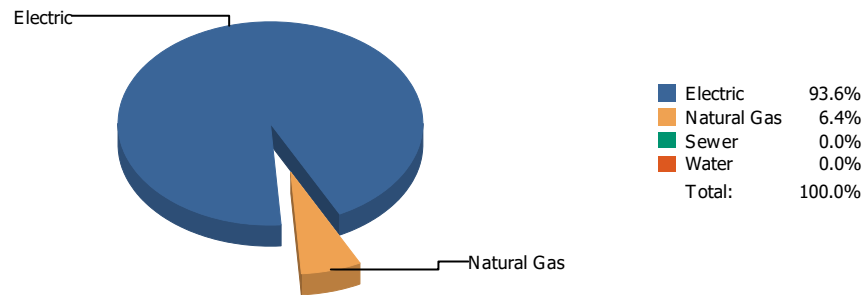


Cost

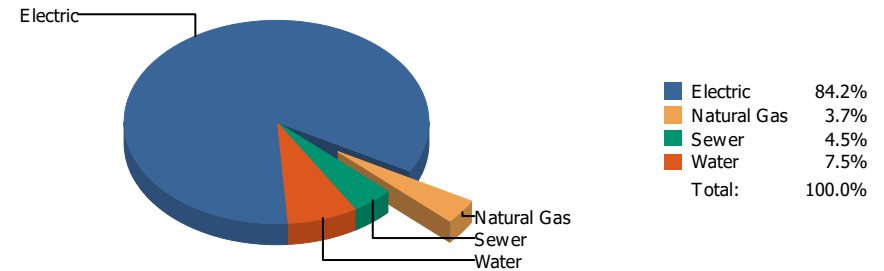


Commodity	Common Use	Energy Use	Energy Use / Area	Total Cost	Cost / Unit	Cost / Area
Place: [JEFFERSN] JEFFERSON 009 [BUILDING]						
Area: 257,708 SqFt						
Billing Period: Aug 2021						
ELECTRIC	122,198.00 kWh	416,940 KBtu	1.618 KBtu/SqFt	\$15,197.86	\$0.124 /kWh	\$0.059 /SqFt
NATURALGAS	300.00 CCF	30,900 KBtu	0.120 KBtu/SqFt	\$1,361.59	\$4.539 /CCF	\$0.005 /SqFt
SEWER	81.00 CCF			\$775.45	\$9.573 /CCF	\$0.003 /SqFt
WATER	978.00 CCF			\$6,584.29	\$6.732 /CCF	\$0.025 /SqFt
Totals:		447,840 KBtu	1.738 KBtu/SqFt	\$23,919.19		

Energy

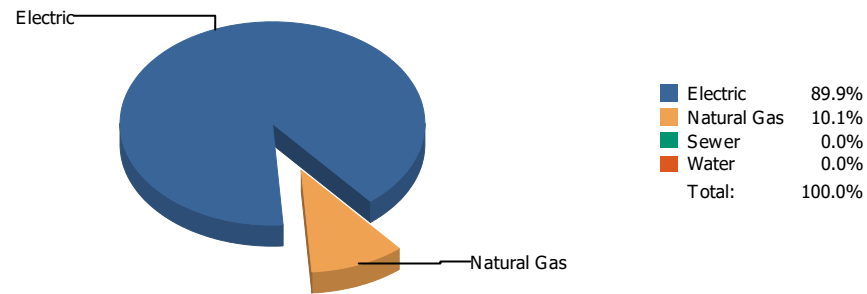


Cost

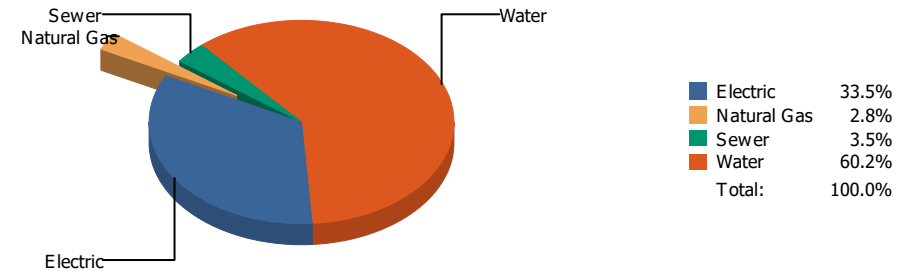


Commodity	Common Use	Energy Use	Energy Use / Area	Total Cost	Cost / Unit	Cost / Area
Place: [JOHNSON] L.B. JOHNSON 155 [BUILDING]						
Area: 87,993 SqFt						
Billing Period: Aug 2021						
ELECTRIC	59,800.00 kWh	204,038 KBtu	2.319 KBtu/SqFt	\$6,414.41	\$0.107 /kWh	\$0.073 /SqFt
NATURALGAS	135.00 CCF	13,905 KBtu	0.158 KBtu/SqFt	\$281.61	\$2.086 /CCF	\$0.003 /SqFt
SEWER	48.00 CCF			\$344.08	\$7.168 /CCF	\$0.004 /SqFt
WATER	139.00 CCF			\$574.05	\$4.130 /CCF	\$0.007 /SqFt
Totals:		217,943 KBtu	2.477 KBtu/SqFt	\$7,614.15		

Energy

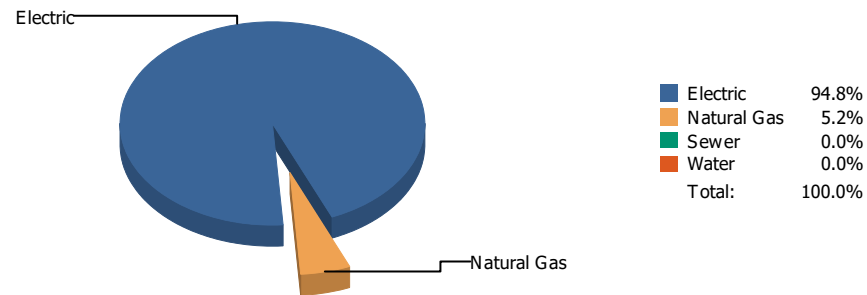


Cost

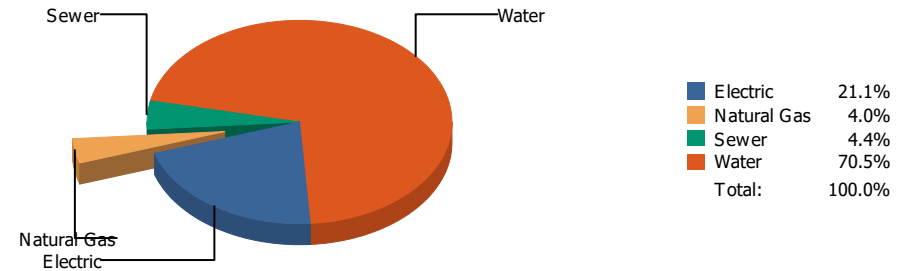


Commodity	Common Use	Energy Use	Energy Use / Area	Total Cost	Cost / Unit	Cost / Area
Place: [KOHLBERG] KOHLBERG ELEMENTARY [BUILDING]						
Area: 99,884 SqFt						
Billing Period: Aug 2021						
ELECTRIC	38,920.00 kWh	132,795 KBtu	1.329 KBtu/SqFt	\$5,797.76	\$0.149 /kWh	\$0.058 /SqFt
NATURALGAS	145.00 CCF	14,935 KBtu	0.150 KBtu/SqFt	\$482.81	\$3.330 /CCF	\$0.005 /SqFt
SEWER	126.00 CCF			\$601.42	\$4.773 /CCF	\$0.006 /SqFt
WATER	1,434.00 CCF			\$10,411.72	\$7.261 /CCF	\$0.104 /SqFt
Totals:		147,730 KBtu	1.479 KBtu/SqFt	\$17,293.71		

Energy



Cost



Commodity	Common Use	Energy Use	Energy Use / Area	Total Cost	Cost / Unit	Cost / Area
Place: [LAMAR] LAMAR 125 [BUILDING] Area: 76,252 SqFt Billing Period: Aug 2021						
ELECTRIC	25,800.00 kWh	88,030 KBtu	1.154 KBtu/SqFt	\$3,208.59	\$0.124 /kWh	\$0.042 /SqFt
NATURALGAS	47.00 CCF	4,841 KBtu	0.063 KBtu/SqFt	\$614.49	\$13.074 /CCF	\$0.008 /SqFt
SEWER	42.00 CCF			\$677.25	\$16.125 /CCF	\$0.009 /SqFt
WATER	1,520.00 CCF			\$10,729.52	\$7.059 /CCF	\$0.141 /SqFt
Totals:		92,871 KBtu	1.218 KBtu/SqFt	\$15,229.85		

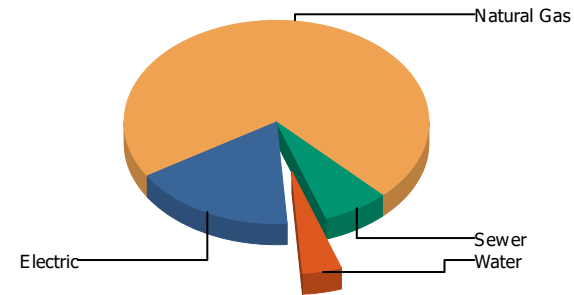
Energy

Electric



Electric	100.0%
Natural Gas	0.0%
Sewer	0.0%
Water	0.0%
Total:	100.0%

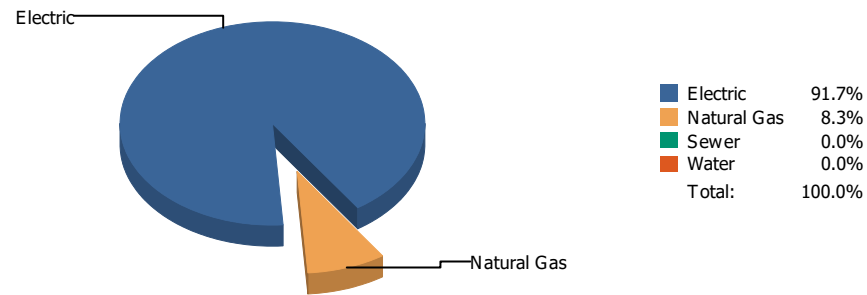
Cost



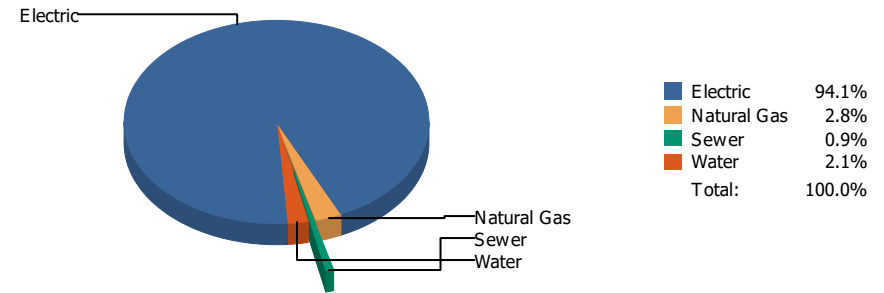
Electric	17.3%
Natural Gas	71.6%
Sewer	6.8%
Water	4.3%
Total:	100.0%

Commodity	Common Use	Energy Use	Energy Use / Area	Total Cost	Cost / Unit	Cost / Area
Place: [LIVE-MAT] LIVE MATERIAL CENTER 929 [BUILDING]						
Area: 2,483 SqFt						
Billing Period: Aug 2021						
ELECTRIC	444.00 kWh	1,515 KBtu	0.610 KBtu/SqFt	\$94.02	\$0.212 /kWh	\$0.038 /SqFt
NATURALGAS	0.00 CCF	0 KBtu	0.000 KBtu/SqFt	\$389.50	\$0.000 /CCF	\$0.157 /SqFt
SEWER	1.00 CCF			\$37.22	\$37.220 /CCF	\$0.015 /SqFt
WATER	3.00 CCF			\$23.16	\$7.720 /CCF	\$0.009 /SqFt
Totals:		1,515 KBtu	0.610 KBtu/SqFt	\$543.90		

Energy

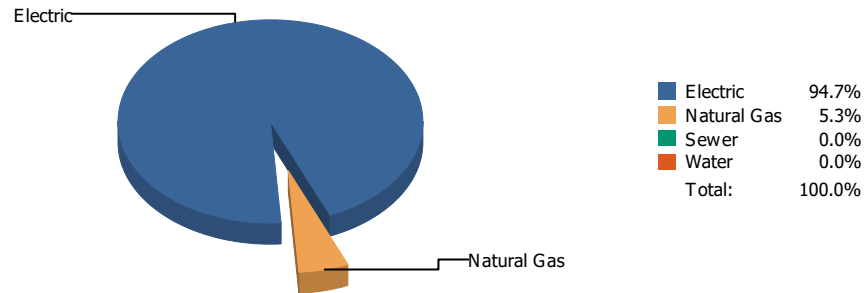


Cost

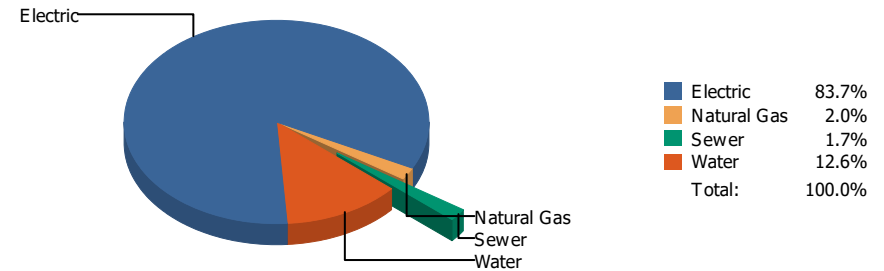


Commodity	Common Use	Energy Use	Energy Use / Area	Total Cost	Cost / Unit	Cost / Area
Place: [LOGAN] LOGAN 128 [BUILDING] Area: 72,248 SqFt Billing Period: Aug 2021						
ELECTRIC	83,200.00 kWh	283,878 KBtu	3.929 KBtu/SqFt	\$11,836.12	\$0.142 /kWh	\$0.164 /SqFt
NATURALGAS	250.00 CCF	25,750 KBtu	0.356 KBtu/SqFt	\$355.36	\$1.421 /CCF	\$0.005 /SqFt
SEWER	4.00 CCF			\$116.69	\$29.173 /CCF	\$0.002 /SqFt
WATER	55.00 CCF			\$268.76	\$4.887 /CCF	\$0.004 /SqFt
Totals:		309,628 KBtu	4.286 KBtu/SqFt	\$12,576.93		

Energy

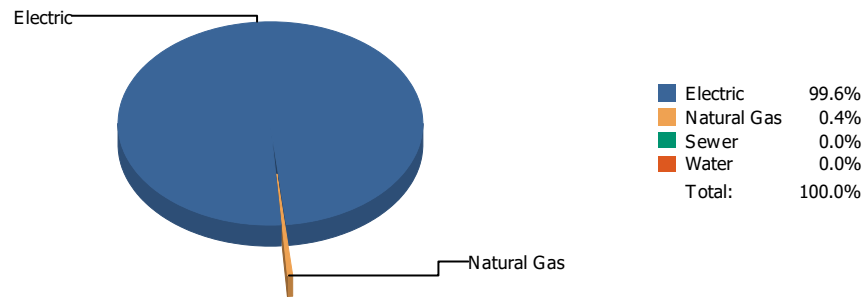


Cost

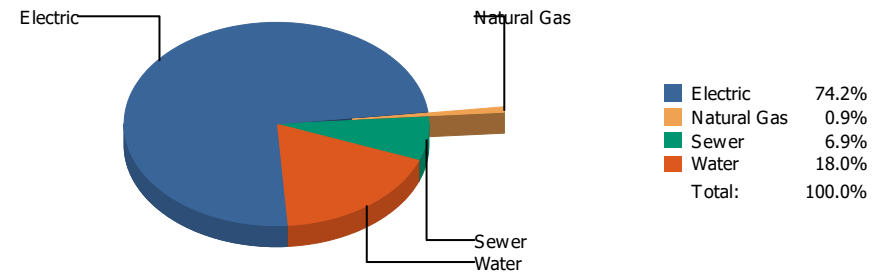


Commodity	Common Use	Energy Use	Energy Use / Area	Total Cost	Cost / Unit	Cost / Area
Place: [LUNDY_2] LUNDY 177 [BUILDING]						
Area: 112,731 SqFt						
Billing Period: Aug 2021						
ELECTRIC	125,000.00 kWh	426,500 KBtu	3.783 KBtu/SqFt	\$22,325.34	\$0.179 /kWh	\$0.198 /SqFt
NATURALGAS	233.00 CCF	23,999 KBtu	0.213 KBtu/SqFt	\$539.42	\$2.315 /CCF	\$0.005 /SqFt
SEWER	41.00 CCF			\$457.51	\$11.159 /CCF	\$0.004 /SqFt
WATER	577.00 CCF			\$3,364.93	\$5.832 /CCF	\$0.030 /SqFt
Totals:		450,499 KBtu	3.996 KBtu/SqFt	\$26,687.20		

Energy

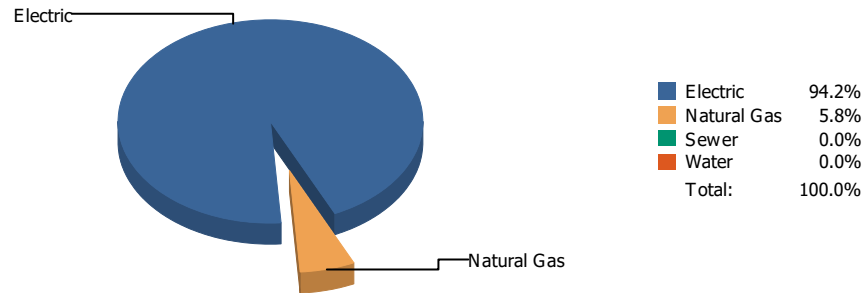


Cost

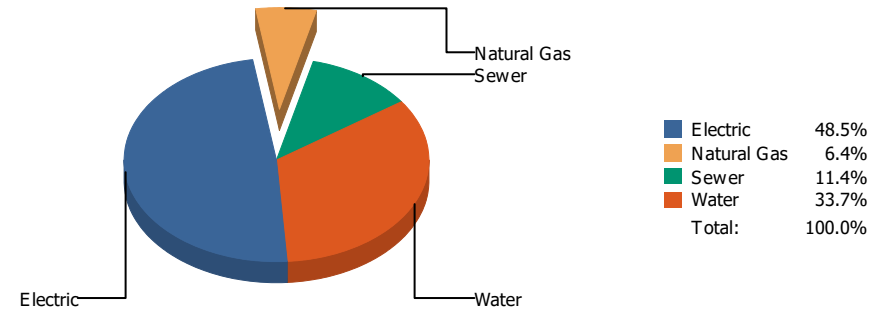


Commodity	Common Use	Energy Use	Energy Use / Area	Total Cost	Cost / Unit	Cost / Area
Place: [MAC] MACARTHUR 129 [BUILDING]						
Area: 143,341 SqFt						
Billing Period: Aug 2021						
ELECTRIC	134,000.00 kWh	457,208 KBtu	3.190 KBtu/SqFt	\$17,749.37	\$0.132 /kWh	\$0.124 /SqFt
NATURALGAS	20.00 CCF	2,060 KBtu	0.014 KBtu/SqFt	\$207.62	\$10.381 /CCF	\$0.001 /SqFt
SEWER	647.00 CCF			\$1,661.88	\$2.569 /CCF	\$0.012 /SqFt
WATER	1,180.00 CCF			\$4,308.07	\$3.651 /CCF	\$0.030 /SqFt
Totals:		459,268 KBtu	3.204 KBtu/SqFt	\$23,926.94		

Energy

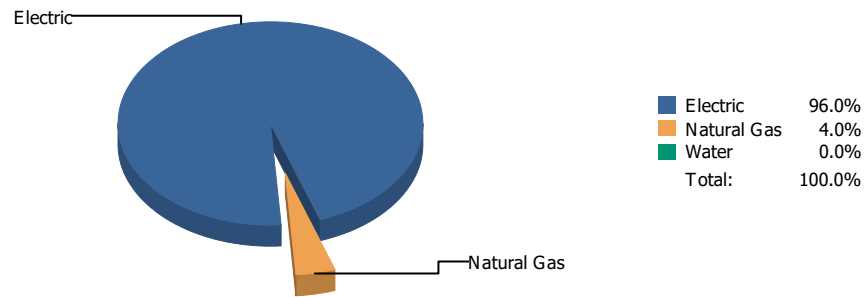


Cost

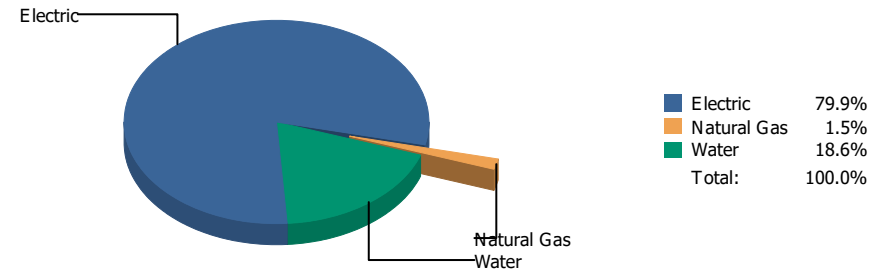


Commodity	Common Use	Energy Use	Energy Use / Area	Total Cost	Cost / Unit	Cost / Area
Place: [MAGOFFIN] MAGOFFIN 047 [BUILDING]						
Area: 76,378 SqFt						
Billing Period: Aug 2021						
ELECTRIC	11,250.00 kWh	38,385 KBtu	0.503 KBtu/SqFt	\$1,590.19	\$0.141 /kWh	\$0.021 /SqFt
NATURALGAS	23.00 CCF	2,369 KBtu	0.031 KBtu/SqFt	\$209.68	\$9.117 /CCF	\$0.003 /SqFt
SEWER	3.00 CCF			\$373.91	\$124.637 /CCF	\$0.005 /SqFt
WATER	127.00 CCF			\$1,102.52	\$8.681 /CCF	\$0.014 /SqFt
Totals:		40,754 KBtu	0.534 KBtu/SqFt	\$3,276.30		

Energy

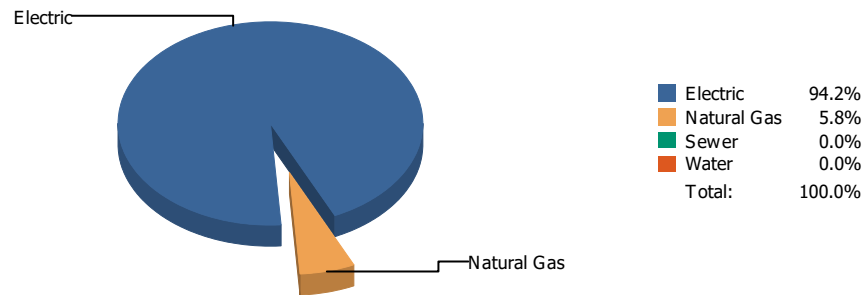


Cost

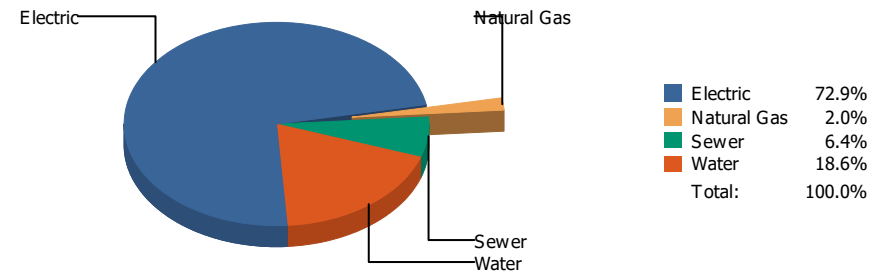


Commodity	Common Use	Energy Use	Energy Use / Area	Total Cost	Cost / Unit	Cost / Area
Place: [MAGOFFINNEWMIDDLESCHOOL] MAGOFFIN NEW MIDDLE SCHOOL [BUILDING]						
Area: 116,136 SqFt						
Billing Period: Aug 2021						
ELECTRIC	131,600.00 kWh	449,019 KBtu	3.866 KBtu/SqFt	\$16,661.79	\$0.127 /kWh	\$0.143 /SqFt
NATURALGAS	184.00 CCF	18,952 KBtu	0.163 KBtu/SqFt	\$313.14	\$1.702 /CCF	\$0.003 /SqFt
WATER	612.00 CCF			\$3,890.85	\$6.358 /CCF	\$0.033 /SqFt
Totals:		467,971 KBtu	4.030 KBtu/SqFt	\$20,865.78		

Energy



Cost



Commodity	Common Use	Energy Use	Energy Use / Area	Total Cost	Cost / Unit	Cost / Area
Place: [MAXINE] MAXINE SILVA HEALTH MAGNET 011 [BUILDING]						
Area: 80,909 SqFt						
Billing Period: Aug 2021						
ELECTRIC	73,800.00 kWh	251,806 KBtu	3.112 KBtu/SqFt	\$10,373.01	\$0.141 /kWh	\$0.128 /SqFt
NATURALGAS	150.00 CCF	15,450 KBtu	0.191 KBtu/SqFt	\$291.26	\$1.942 /CCF	\$0.004 /SqFt
SEWER	304.00 CCF			\$907.28	\$2.984 /CCF	\$0.011 /SqFt
WATER	710.00 CCF			\$2,648.73	\$3.731 /CCF	\$0.033 /SqFt
Totals:		267,256 KBtu	3.303 KBtu/SqFt	\$14,220.28		

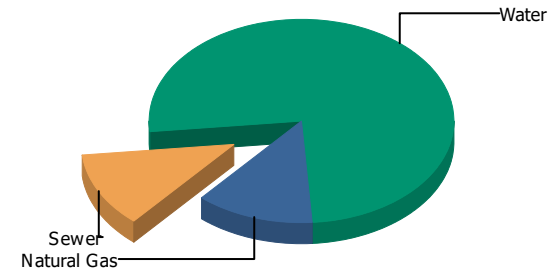
Energy

Natural Gas



Natural Gas 100.0%
 Sewer 0.0%
 Water 0.0%
 Total: 100.0%

Cost



Natural Gas 12.5%
 Sewer 12.1%
 Water 75.4%
 Total: 100.0%

Commodity	Common Use	Energy Use	Energy Use / Area	Total Cost	Cost / Unit	Cost / Area
Place: [MESITA] MESITA 130 [BUILDING] Area: 100,583 SqFt Billing Period: Aug 2021						
NATURALGAS	68.00 CCF	7,004 KBtu	0.070 KBtu/SqFt	\$433.26	\$6.371 /CCF	\$0.004 /SqFt
SEWER	24.00 CCF			\$420.11	\$17.505 /CCF	\$0.004 /SqFt
WATER	439.00 CCF			\$2,621.77	\$5.972 /CCF	\$0.026 /SqFt
Totals:		7,004 KBtu	0.070 KBtu/SqFt	\$3,475.14		

Energy

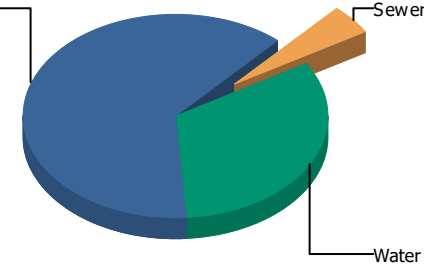
Electric



■ Electric 100.0%
 ■ Sewer 0.0%
 ■ Water 0.0%
 Total: 100.0%

Cost

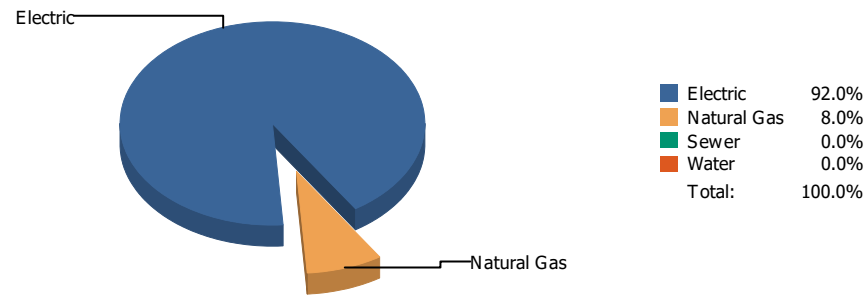
Electric



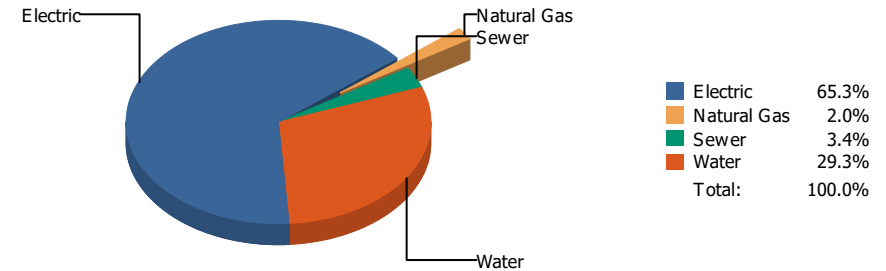
■ Electric 62.9%
 ■ Sewer 4.7%
 ■ Water 32.4%
 Total: 100.0%

Commodity	Common Use	Energy Use	Energy Use / Area	Total Cost	Cost / Unit	Cost / Area
Place: [MILAM] MILAM 131 [BUILDING] Area: 63,641 SqFt Billing Period: Aug 2021						
ELECTRIC	25,680.00 kWh	87,620 KBtu	1.377 KBtu/SqFt	\$4,500.75	\$0.175 /kWh	\$0.071 /SqFt
SEWER	46.00 CCF			\$339.68	\$7.384 /CCF	\$0.005 /SqFt
WATER	383.00 CCF			\$2,316.95	\$6.049 /CCF	\$0.036 /SqFt
Totals:		87,620 KBtu	1.377 KBtu/SqFt	\$7,157.38		

Energy

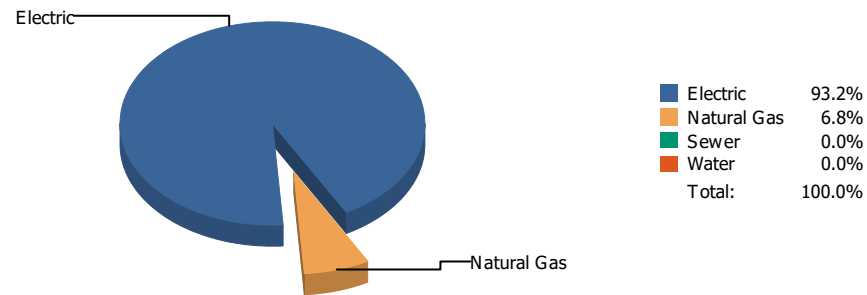


Cost

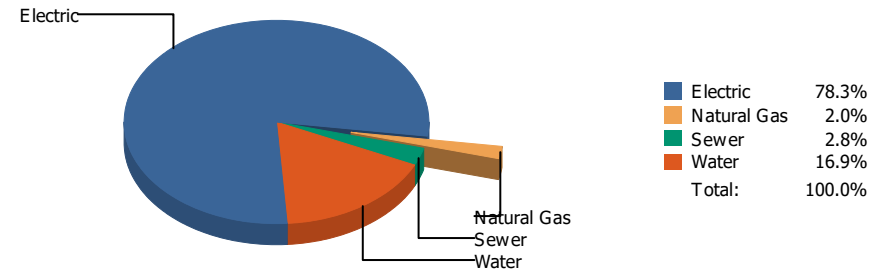


Commodity	Common Use	Energy Use	Energy Use / Area	Total Cost	Cost / Unit	Cost / Area
Place: [MOREHEAD] MOREHEAD 046 [BUILDING]						
Area: 119,353 SqFt						
Billing Period: Aug 2021						
ELECTRIC	68,994.00 kWh	235,408 KBtu	1.972 KBtu/SqFt	\$10,364.94	\$0.150 /kWh	\$0.087 /SqFt
NATURALGAS	200.00 CCF	20,600 KBtu	0.173 KBtu/SqFt	\$323.44	\$1.617 /CCF	\$0.003 /SqFt
SEWER	76.00 CCF			\$534.51	\$7.033 /CCF	\$0.004 /SqFt
WATER	1,531.00 CCF			\$4,657.17	\$3.042 /CCF	\$0.039 /SqFt
Totals:		256,008 KBtu	2.145 KBtu/SqFt	\$15,880.06		

Energy

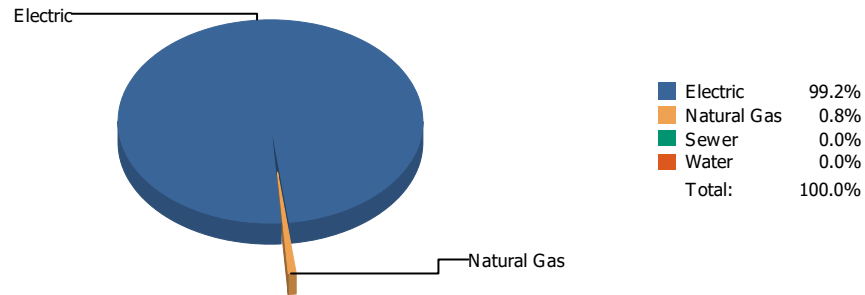


Cost

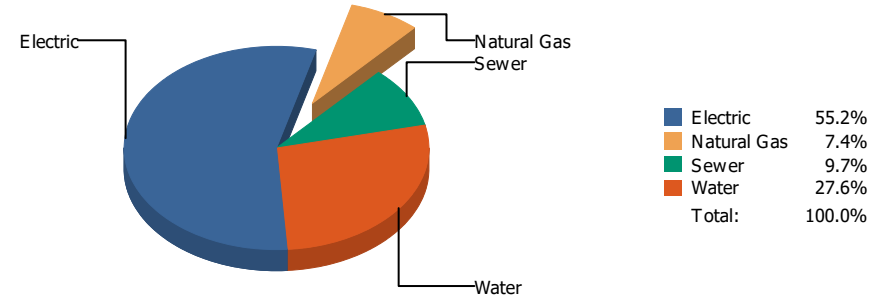


Commodity	Common Use	Energy Use	Energy Use / Area	Total Cost	Cost / Unit	Cost / Area
Place: [MOYE_2] HR MOYE [BUILDING]						
Area: 93,197 SqFt						
Billing Period: Aug 2021						
ELECTRIC	72,240.00 kWh	246,483 KBtu	2.645 KBtu/SqFt	\$11,862.99	\$0.164 /kWh	\$0.127 /SqFt
NATURALGAS	175.00 CCF	18,025 KBtu	0.193 KBtu/SqFt	\$307.36	\$1.756 /CCF	\$0.003 /SqFt
SEWER	23.00 CCF			\$417.91	\$18.170 /CCF	\$0.004 /SqFt
WATER	692.00 CCF			\$2,554.48	\$3.691 /CCF	\$0.027 /SqFt
Totals:		264,508 KBtu	2.838 KBtu/SqFt	\$15,142.74		

Energy



Cost



Commodity	Common Use	Energy Use	Energy Use / Area	Total Cost	Cost / Unit	Cost / Area
Place: [MULTI-MEDIACENTER] MULTI-MEDIA CENTER [BUILDING]						
Area: 27,633 SqFt						
Billing Period: Aug 2021						
ELECTRIC	11,933.00 kWh	40,715 KBtu	1.473 KBtu/SqFt	\$1,459.08	\$0.122 /kWh	\$0.053 /SqFt
NATURALGAS	3.00 CCF	309 KBtu	0.011 KBtu/SqFt	\$196.68	\$65.560 /CCF	\$0.007 /SqFt
SEWER	68.00 CCF			\$257.49	\$3.787 /CCF	\$0.009 /SqFt
WATER	173.00 CCF			\$729.62	\$4.217 /CCF	\$0.026 /SqFt
Totals:		41,024 KBtu	1.485 KBtu/SqFt	\$2,642.87		

Energy

Electric



■ Electric 100.0%
Total: 100.0%

Cost

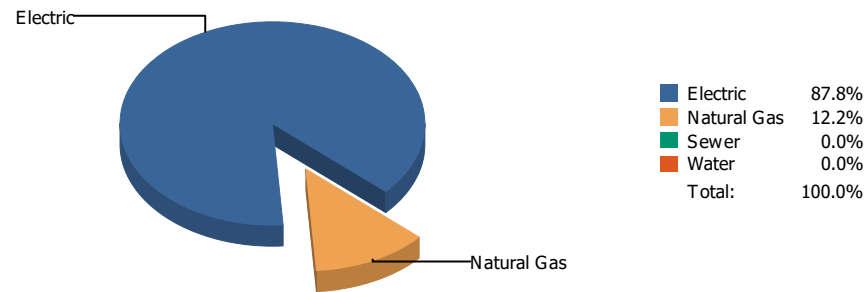
Electric



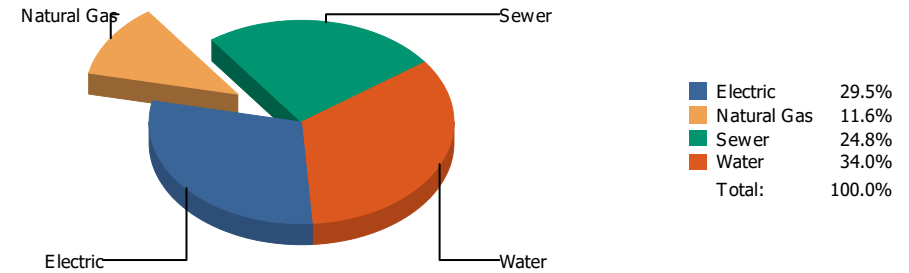
■ Electric 100.0%
Total: 100.0%

Commodity	Common Use	Energy Use	Energy Use / Area	Total Cost	Cost / Unit	Cost / Area
Place: [NE-AREA-OFFICES] N.E. AREA OFFICES 882 [BUILDING]						
Area: 7,328 SqFt						
Billing Period: Aug 2021						
ELECTRIC	80.00 kWh	273 KBtu	0.037 KBtu/SqFt	\$30.36	\$0.380 /kWh	\$0.004 /SqFt
Totals:		273 KBtu	0.037 KBtu/SqFt	\$30.36		

Energy

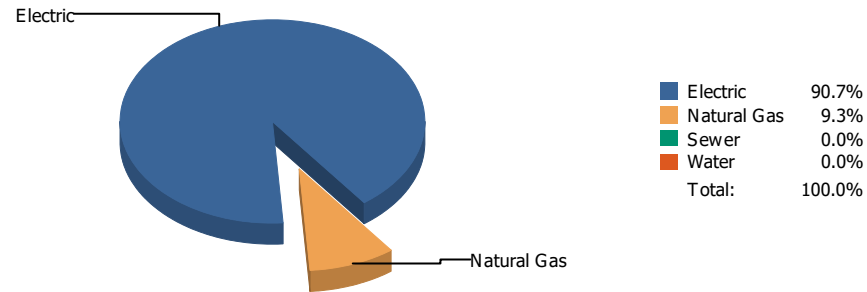


Cost

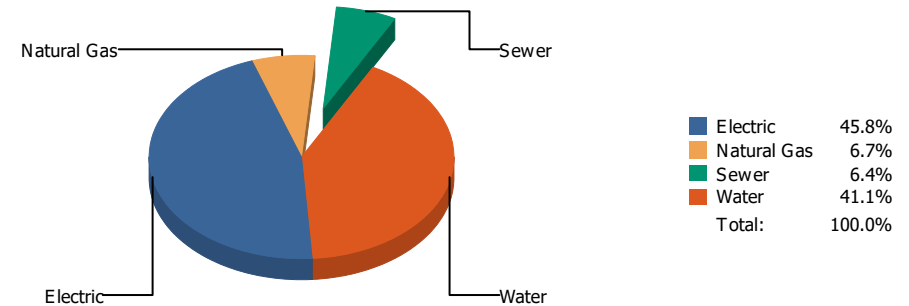


Commodity	Common Use	Energy Use	Energy Use / Area	Total Cost	Cost / Unit	Cost / Area
Place: [NETTRANSPORTATION] N.E. TRANSPORTATION 826 [BUILDING]						
Area: 5,995 SqFt						
Billing Period: Aug 2021						
ELECTRIC	5,633.00 kWh	19,220 KBtu	3.206 KBtu/SqFt	\$535.95	\$0.095 /kWh	\$0.089 /SqFt
NATURALGAS	26.00 CCF	2,678 KBtu	0.447 KBtu/SqFt	\$211.47	\$8.133 /CCF	\$0.035 /SqFt
SEWER	38.00 CCF			\$450.91	\$11.866 /CCF	\$0.075 /SqFt
WATER	102.00 CCF			\$616.96	\$6.049 /CCF	\$0.103 /SqFt
Totals:		21,898 KBtu	3.653 KBtu/SqFt	\$1,815.29		

Energy

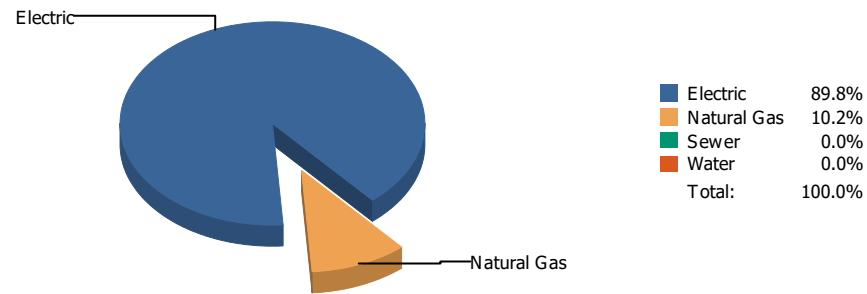


Cost

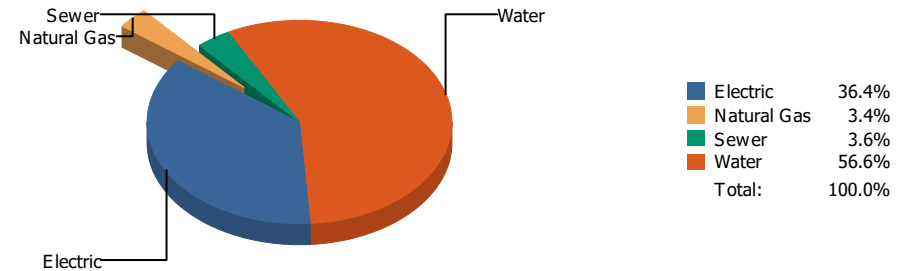


Commodity	Common Use	Energy Use	Energy Use / Area	Total Cost	Cost / Unit	Cost / Area
Place: [NEWMAN] NEWMAN ELEMENTARY 133 [BUILDING]						
Area: 73,291 SqFt						
Billing Period: Aug 2021						
ELECTRIC	30,149.00 kWh	102,868 KBtu	1.404 KBtu/SqFt	\$4,413.05	\$0.146 /kWh	\$0.060 /SqFt
NATURALGAS	102.00 CCF	10,506 KBtu	0.143 KBtu/SqFt	\$649.88	\$6.371 /CCF	\$0.009 /SqFt
SEWER	191.00 CCF			\$613.83	\$3.214 /CCF	\$0.008 /SqFt
WATER	768.00 CCF			\$3,962.74	\$5.160 /CCF	\$0.054 /SqFt
Totals:		113,374 KBtu	1.547 KBtu/SqFt	\$9,639.50		

Energy

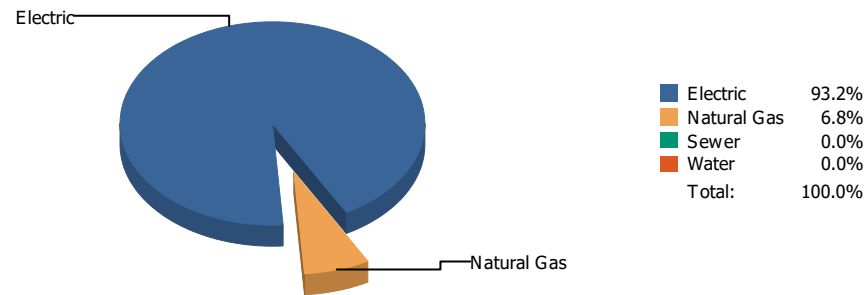


Cost

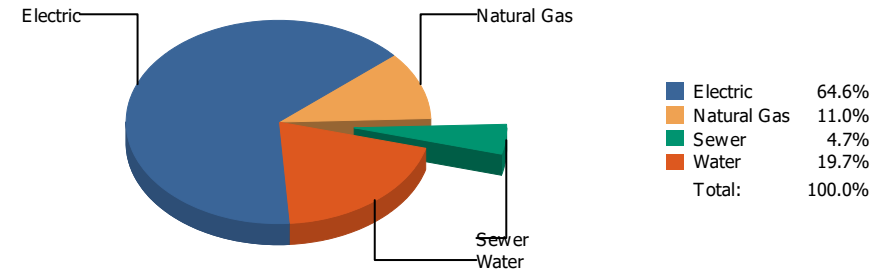


Commodity	Common Use	Energy Use	Energy Use / Area	Total Cost	Cost / Unit	Cost / Area
Place: [NIXON] L.A. NIXON 161 [BUILDING]						
Area: 76,873 SqFt						
Billing Period: Aug 2021						
ELECTRIC	35,960.00 kWh	122,696 KBtu	1.596 KBtu/SqFt	\$5,050.24	\$0.140 /kWh	\$0.066 /SqFt
NATURALGAS	136.00 CCF	14,008 KBtu	0.182 KBtu/SqFt	\$477.01	\$3.507 /CCF	\$0.006 /SqFt
SEWER	31.00 CCF			\$500.31	\$16.139 /CCF	\$0.006 /SqFt
WATER	1,075.00 CCF			\$7,862.94	\$7.314 /CCF	\$0.102 /SqFt
Totals:		136,704 KBtu	1.778 KBtu/SqFt	\$13,890.50		

Energy

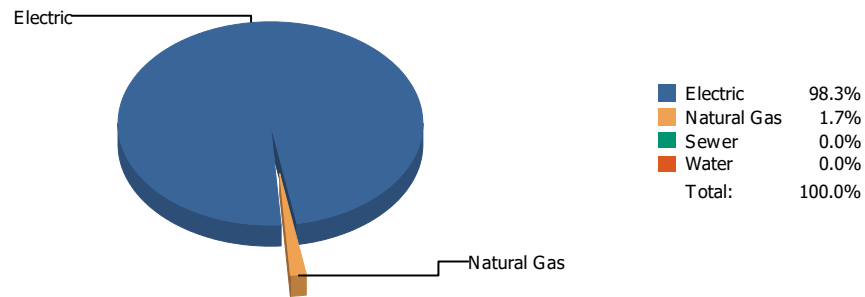


Cost

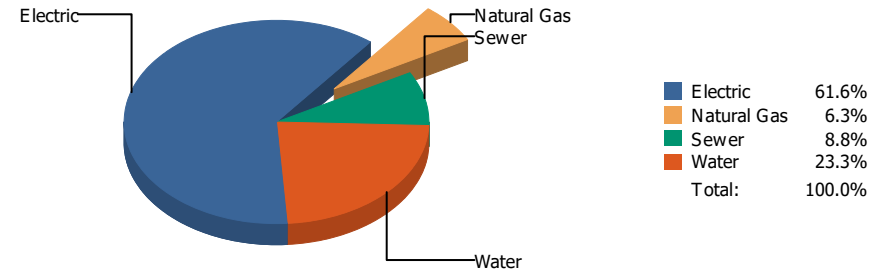


Commodity	Common Use	Energy Use	Energy Use / Area	Total Cost	Cost / Unit	Cost / Area
Place: [OCC-CTR] OCCUPATIONAL CTR. [BUILDING]						
Area: 11,845 SqFt						
Billing Period: Aug 2021						
ELECTRIC	7,800.00 kWh	26,614 KBtu	2.247 KBtu/SqFt	\$1,216.74	\$0.156 /kWh	\$0.103 /SqFt
NATURALGAS	19.00 CCF	1,957 KBtu	0.165 KBtu/SqFt	\$206.99	\$10.894 /CCF	\$0.017 /SqFt
SEWER	1.00 CCF			\$87.94	\$87.940 /CCF	\$0.007 /SqFt
WATER	84.00 CCF			\$371.51	\$4.423 /CCF	\$0.031 /SqFt
Totals:		28,571 KBtu	2.412 KBtu/SqFt	\$1,883.18		

Energy

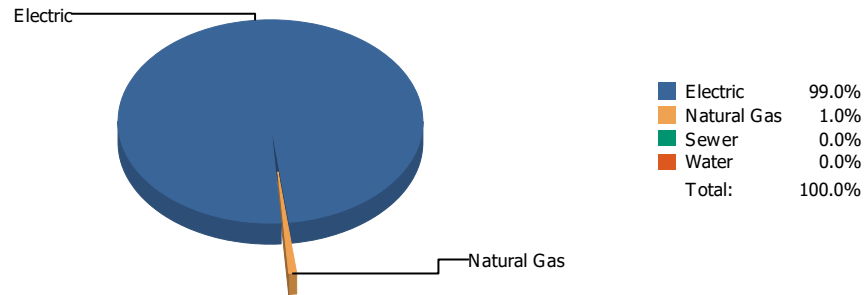


Cost

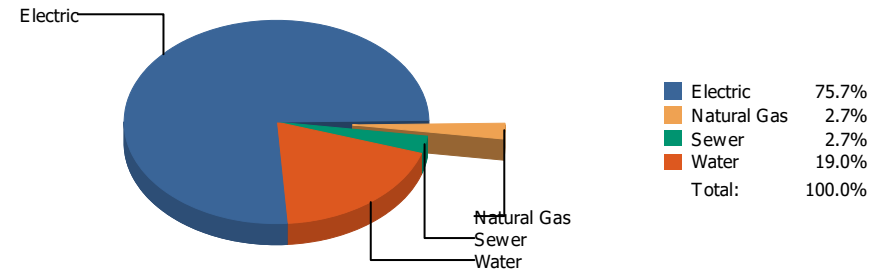


Commodity	Common Use	Energy Use	Energy Use / Area	Total Cost	Cost / Unit	Cost / Area
Place: [PARK] PARK 134 [BUILDING] Area: 63,609 SqFt Billing Period: Aug 2021						
ELECTRIC	28,226.00 kWh	96,307 KBtu	1.514 KBtu/SqFt	\$3,924.95	\$0.139 /kWh	\$0.062 /SqFt
NATURALGAS	16.00 CCF	1,648 KBtu	0.026 KBtu/SqFt	\$399.85	\$24.991 /CCF	\$0.006 /SqFt
SEWER	117.00 CCF			\$558.92	\$4.777 /CCF	\$0.009 /SqFt
WATER	345.00 CCF			\$1,483.29	\$4.299 /CCF	\$0.023 /SqFt
Totals:		97,955 KBtu	1.540 KBtu/SqFt	\$6,367.01		

Energy

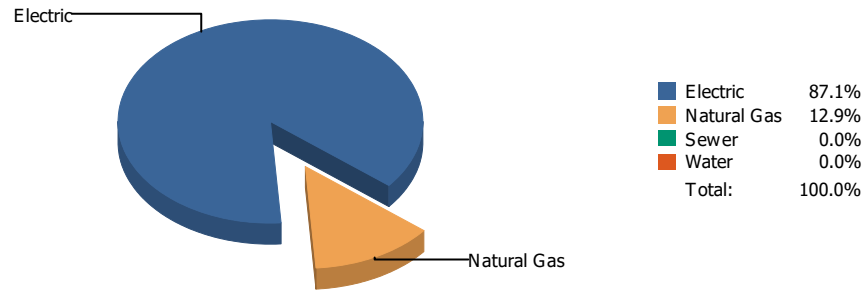


Cost

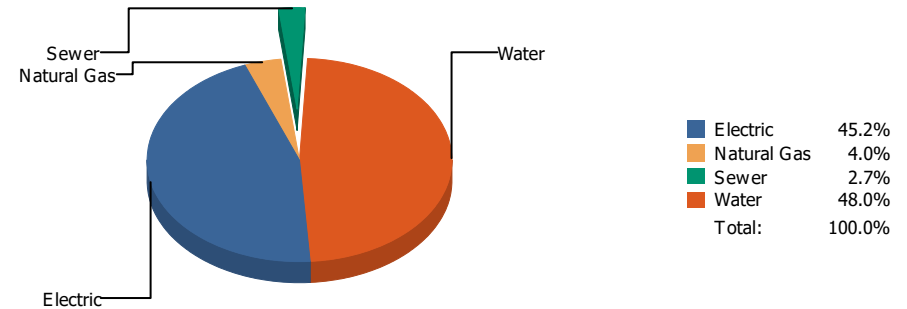


Commodity	Common Use	Energy Use	Energy Use / Area	Total Cost	Cost / Unit	Cost / Area
Place: [PAUL-MORENO_1] PAUL MORENO 167 [BUILDING]						
Area: 87,824 SqFt						
Billing Period: Aug 2021						
ELECTRIC	90,200.00 kWh	307,762 KBtu	3.504 KBtu/SqFt	\$11,597.56	\$0.129 /kWh	\$0.132 /SqFt
NATURALGAS	29.00 CCF	2,987 KBtu	0.034 KBtu/SqFt	\$408.16	\$14.074 /CCF	\$0.005 /SqFt
SEWER	39.00 CCF			\$410.02	\$10.513 /CCF	\$0.005 /SqFt
WATER	777.00 CCF			\$2,904.78	\$3.738 /CCF	\$0.033 /SqFt
Totals:		310,749 KBtu	3.538 KBtu/SqFt	\$15,320.52		

Energy

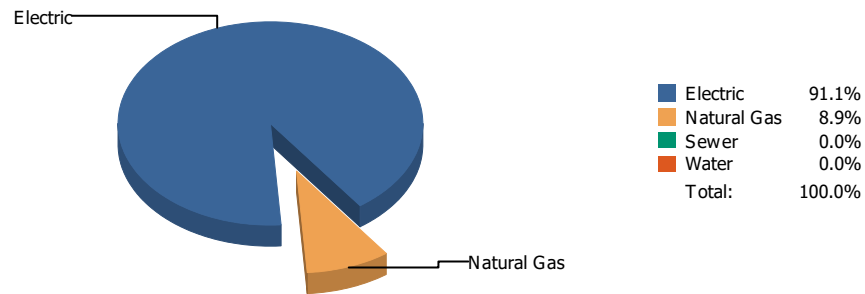


Cost

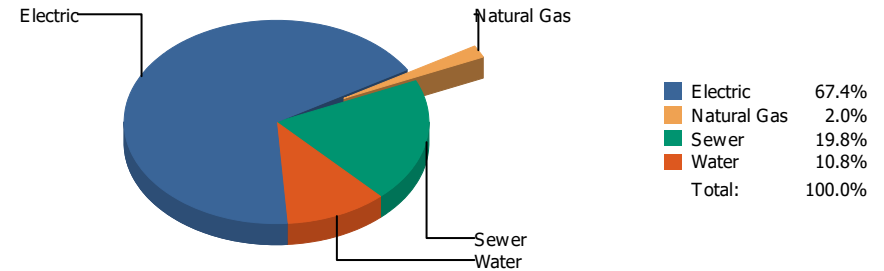


Commodity	Common Use	Energy Use	Energy Use / Area	Total Cost	Cost / Unit	Cost / Area
Place: [POLK] POLK 159 [BUILDING] Area: 67,321 SqFt Billing Period: Aug 2021						
ELECTRIC	30,660.00 kWh	104,612 KBtu	1.554 KBtu/SqFt	\$5,454.04	\$0.178 /kWh	\$0.081 /SqFt
NATURALGAS	151.00 CCF	15,553 KBtu	0.231 KBtu/SqFt	\$486.67	\$3.223 /CCF	\$0.007 /SqFt
SEWER	42.00 CCF			\$330.88	\$7.878 /CCF	\$0.005 /SqFt
WATER	811.00 CCF			\$5,796.59	\$7.147 /CCF	\$0.086 /SqFt
Totals:		120,165 KBtu	1.785 KBtu/SqFt	\$12,068.18		

Energy

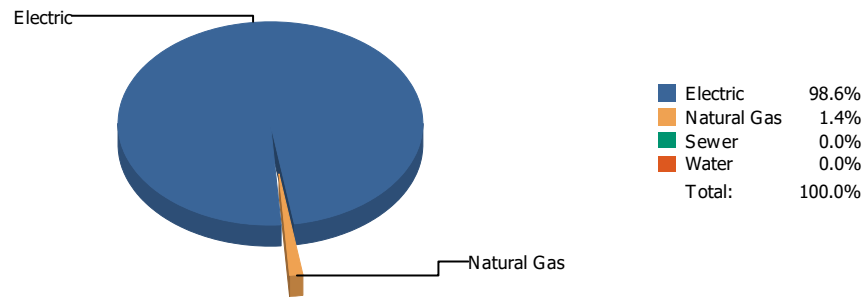


Cost

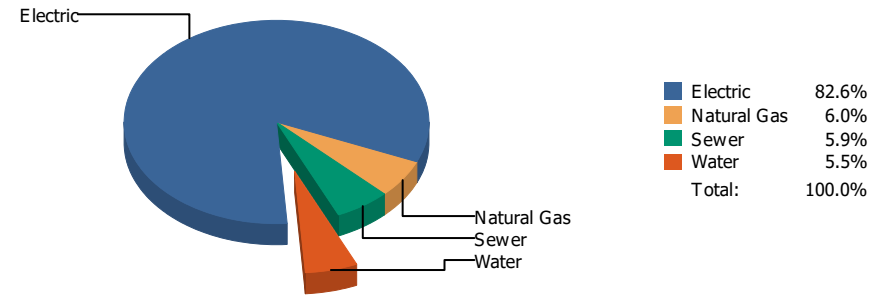


Commodity	Common Use	Energy Use	Energy Use / Area	Total Cost	Cost / Unit	Cost / Area
Place: [POWELL_2] POWELL 175 [BUILDING]						
Area: 79,770 SqFt						
Billing Period: Aug 2021						
ELECTRIC	78,480.00 kWh	267,774 KBtu	3.357 KBtu/SqFt	\$11,841.22	\$0.151 /kWh	\$0.148 /SqFt
NATURALGAS	255.00 CCF	26,265 KBtu	0.329 KBtu/SqFt	\$355.56	\$1.394 /CCF	\$0.004 /SqFt
SEWER	30.00 CCF			\$3,482.65	\$116.088 /CCF	\$0.044 /SqFt
WATER	334.00 CCF			\$1,890.33	\$5.660 /CCF	\$0.024 /SqFt
Totals:		294,039 KBtu	3.686 KBtu/SqFt	\$17,569.76		

Energy

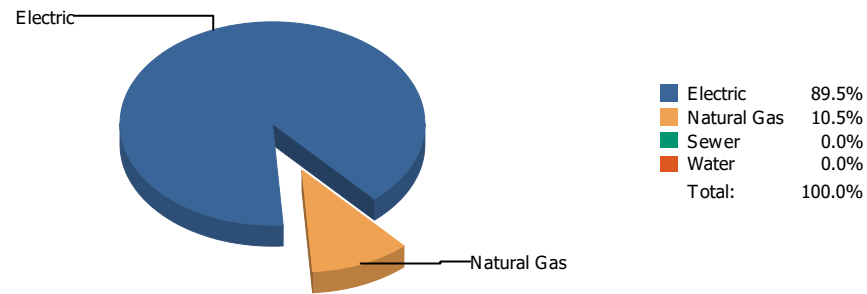


Cost

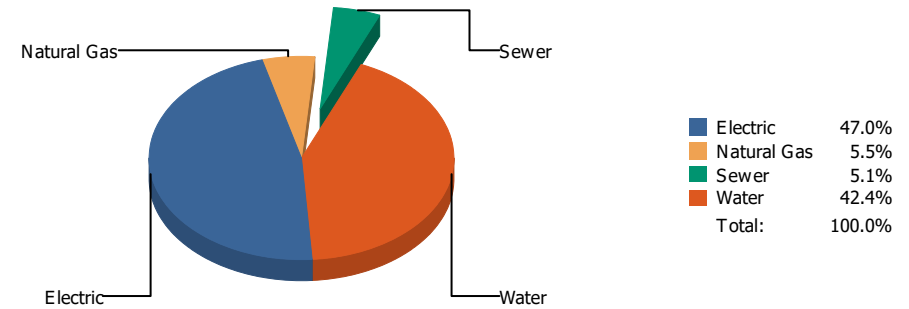


Commodity	Common Use	Energy Use	Energy Use / Area	Total Cost	Cost / Unit	Cost / Area
Place: [PROFESSIONAL-DEV] EPISD PROF DEVELOPMENT CENTER931 [BUILDING]						
Area: 18,400 SqFt						
Billing Period: Aug 2021						
ELECTRIC	21,920.00 kWh	74,791 KBtu	4.065 KBtu/SqFt	\$2,754.52	\$0.126 /kWh	\$0.150 /SqFt
NATURALGAS	10.00 CCF	1,030 KBtu	0.056 KBtu/SqFt	\$201.18	\$20.118 /CCF	\$0.011 /SqFt
SEWER	50.00 CCF			\$195.74	\$3.915 /CCF	\$0.011 /SqFt
WATER	27.00 CCF			\$181.70	\$6.730 /CCF	\$0.010 /SqFt
Totals:		75,821 KBtu	4.121 KBtu/SqFt	\$3,333.14		

Energy

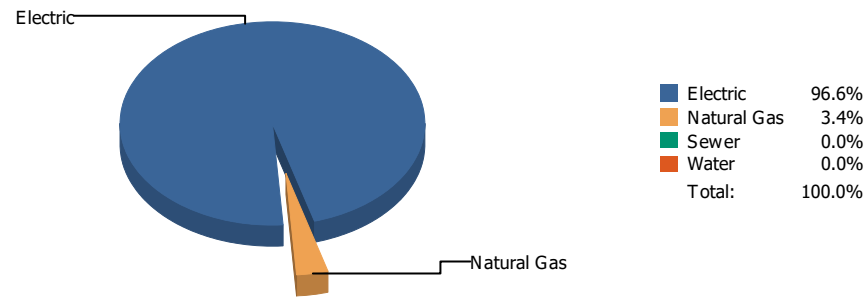


Cost

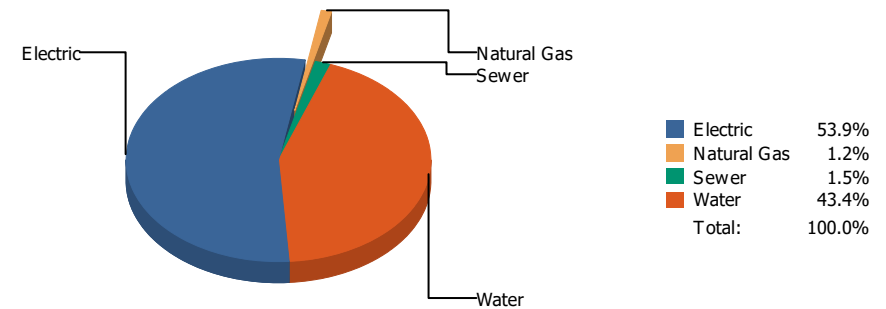


Commodity	Common Use	Energy Use	Energy Use / Area	Total Cost	Cost / Unit	Cost / Area
Place: [PUTNAM] PUTNAM 135 [BUILDING]						
Area: 61,978 SqFt						
Billing Period: Aug 2021						
ELECTRIC	25,337.00 kWh	86,450 KBtu	1.395 KBtu/SqFt	\$3,855.57	\$0.152 /kWh	\$0.062 /SqFt
NATURALGAS	98.00 CCF	10,094 KBtu	0.163 KBtu/SqFt	\$452.55	\$4.618 /CCF	\$0.007 /SqFt
SEWER	83.00 CCF			\$418.72	\$5.045 /CCF	\$0.007 /SqFt
WATER	566.00 CCF			\$3,479.68	\$6.148 /CCF	\$0.056 /SqFt
Totals:		96,544 KBtu	1.558 KBtu/SqFt	\$8,206.52		

Energy

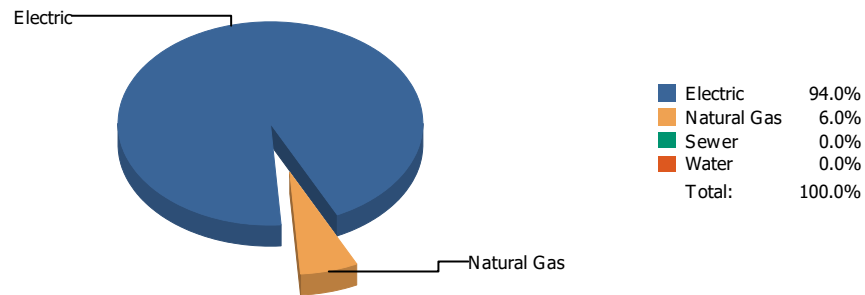


Cost

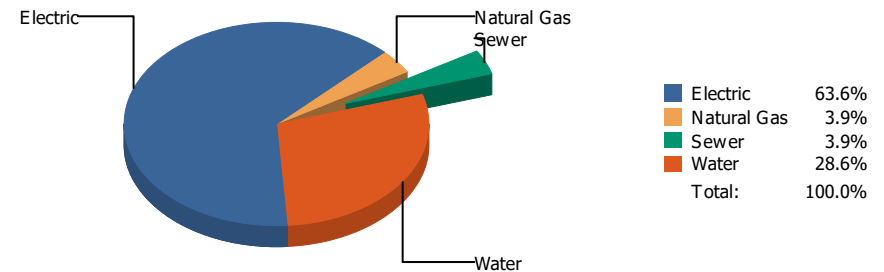


Commodity	Common Use	Energy Use	Energy Use / Area	Total Cost	Cost / Unit	Cost / Area
Place: [RICHARDS] RICHARDSON [BUILDING]						
Area: 115,872 SqFt						
Billing Period: Aug 2021						
ELECTRIC	85,500.00 kWh	291,726 KBtu	2.518 KBtu/SqFt	\$11,738.34	\$0.137 /kWh	\$0.101 /SqFt
NATURALGAS	101.00 CCF	10,403 KBtu	0.090 KBtu/SqFt	\$259.73	\$2.572 /CCF	\$0.002 /SqFt
SEWER	41.00 CCF			\$328.68	\$8.017 /CCF	\$0.003 /SqFt
WATER	2,311.00 CCF			\$9,440.22	\$4.085 /CCF	\$0.081 /SqFt
Totals:		302,129 KBtu	2.607 KBtu/SqFt	\$21,766.97		

Energy



Cost



Commodity	Common Use	Energy Use	Energy Use / Area	Total Cost	Cost / Unit	Cost / Area
Place: [RIVERA] RIVERA 156 [BUILDING] Area: 77,562 SqFt Billing Period: Aug 2021						
ELECTRIC	40,312.00 kWh	137,545 KBtu	1.773 KBtu/SqFt	\$7,317.31	\$0.182 /kWh	\$0.094 /SqFt
NATURALGAS	85.00 CCF	8,755 KBtu	0.113 KBtu/SqFt	\$444.18	\$5.226 /CCF	\$0.006 /SqFt
SEWER	44.00 CCF			\$443.17	\$10.072 /CCF	\$0.006 /SqFt
WATER	585.00 CCF			\$3,293.41	\$5.630 /CCF	\$0.042 /SqFt
Totals:		146,300 KBtu	1.886 KBtu/SqFt	\$11,498.07		

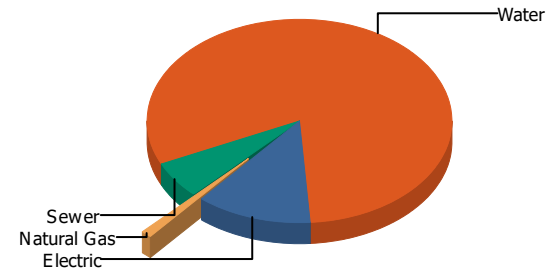
Energy

Electric



Electric	100.0%
Natural Gas	0.0%
Sewer	0.0%
Water	0.0%
Total:	100.0%

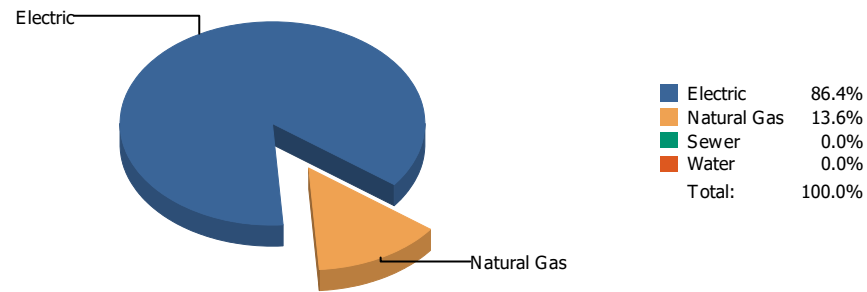
Cost



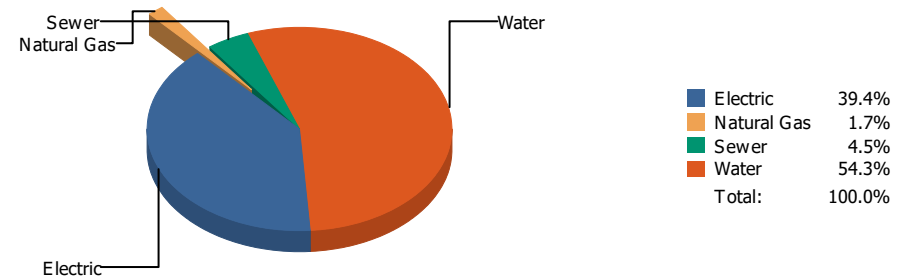
Electric	12.3%
Natural Gas	1.2%
Sewer	5.9%
Water	80.7%
Total:	100.0%

Commodity	Common Use	Energy Use	Energy Use / Area	Total Cost	Cost / Unit	Cost / Area
Place: [ROBERTS] ROBERTS 136 [BUILDING]						
Area: 81,457 SqFt						
Billing Period: Aug 2021						
ELECTRIC	15,840.00 kWh	54,046 KBtu	0.663 KBtu/SqFt	\$2,071.99	\$0.131 /kWh	\$0.025 /SqFt
NATURALGAS	0.00 CCF	0 KBtu	0.000 KBtu/SqFt	\$194.75	\$0.000 /CCF	\$0.002 /SqFt
SEWER	343.00 CCF			\$993.08	\$2.895 /CCF	\$0.012 /SqFt
WATER	2,164.00 CCF			\$13,634.55	\$6.301 /CCF	\$0.167 /SqFt
Totals:		54,046 KBtu	0.663 KBtu/SqFt	\$16,894.37		

Energy

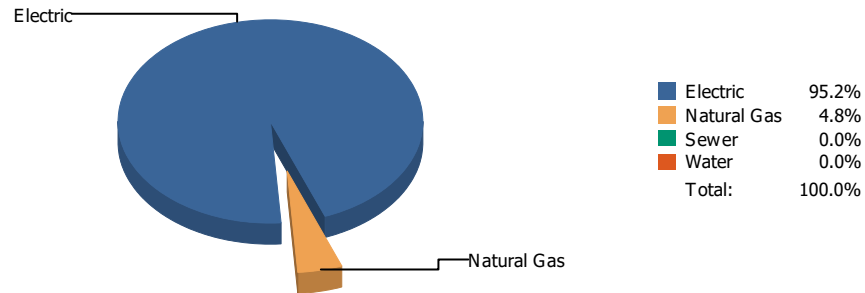


Cost

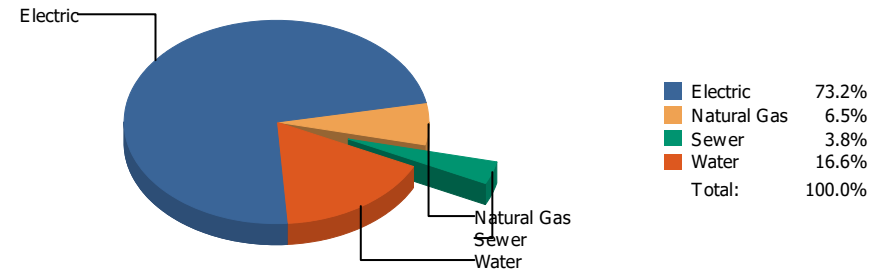


Commodity	Common Use	Energy Use	Energy Use / Area	Total Cost	Cost / Unit	Cost / Area
Place: [ROSS] ROSS 042 [BUILDING] Area: 131,497 SqFt Billing Period: Aug 2021						
ELECTRIC	54,335.00 kWh	185,391 KBtu	1.410 KBtu/SqFt	\$8,499.49	\$0.156 /kWh	\$0.064 /SqFt
NATURALGAS	283.00 CCF	29,149 KBtu	0.222 KBtu/SqFt	\$376.85	\$1.332 /CCF	\$0.003 /SqFt
SEWER	336.00 CCF			\$977.68	\$2.910 /CCF	\$0.007 /SqFt
WATER	1,919.00 CCF			\$11,723.00	\$6.109 /CCF	\$0.089 /SqFt
Totals:		214,540 KBtu	1.632 KBtu/SqFt	\$21,577.02		

Energy



Cost



Commodity	Common Use	Energy Use	Energy Use / Area	Total Cost	Cost / Unit	Cost / Area
Place: [RUSK] RUSK 138 [BUILDING] Area: 67,240 SqFt Billing Period: Aug 2021						
ELECTRIC	35,612.00 kWh	121,508 KBtu	1.807 KBtu/SqFt	\$4,842.32	\$0.136 /kWh	\$0.072 /SqFt
NATURALGAS	60.00 CCF	6,180 KBtu	0.092 KBtu/SqFt	\$428.11	\$7.135 /CCF	\$0.006 /SqFt
SEWER	15.00 CCF			\$248.78	\$16.585 /CCF	\$0.004 /SqFt
WATER	154.00 CCF			\$1,096.97	\$7.123 /CCF	\$0.016 /SqFt
Totals:		127,688 KBtu	1.899 KBtu/SqFt	\$6,616.18		

Energy

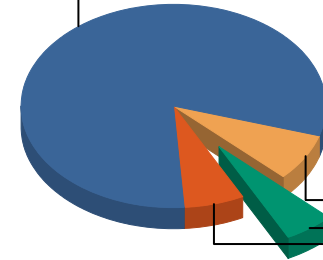
Electric



Electric	100.0%
Natural Gas	0.0%
Sewer	0.0%
Water	0.0%
Total:	100.0%

Cost

Electric

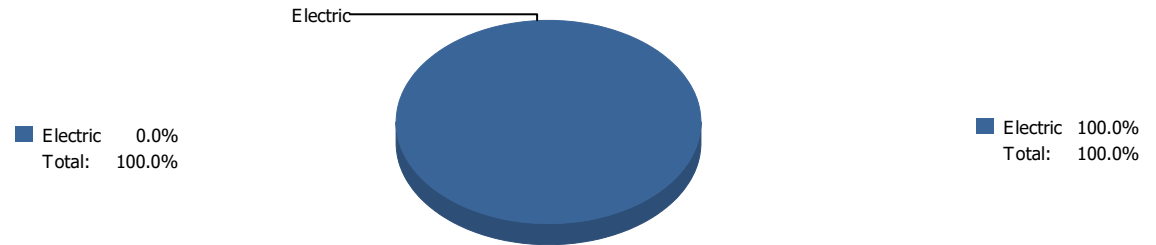


Electric	80.7%
Natural Gas	7.6%
Sewer	5.2%
Water	6.5%
Total:	100.0%

Commodity	Common Use	Energy Use	Energy Use / Area	Total Cost	Cost / Unit	Cost / Area
Place: [SAN-JAC] SAN JACINTO 139 [BUILDING]						
Area: 29,589 SqFt						
Billing Period: Aug 2021						
ELECTRIC	11,500.00 kWh	39,238 KBtu	1.326 KBtu/SqFt	\$2,071.38	\$0.180 /kWh	\$0.070 /SqFt
NATURALGAS	0.00 CCF	0 KBtu	0.000 KBtu/SqFt	\$194.75	\$0.000 /CCF	\$0.007 /SqFt
SEWER	12.00 CCF			\$134.29	\$11.191 /CCF	\$0.005 /SqFt
WATER	19.00 CCF			\$165.91	\$8.732 /CCF	\$0.006 /SqFt
Totals:		39,238 KBtu	1.326 KBtu/SqFt	\$2,566.33		

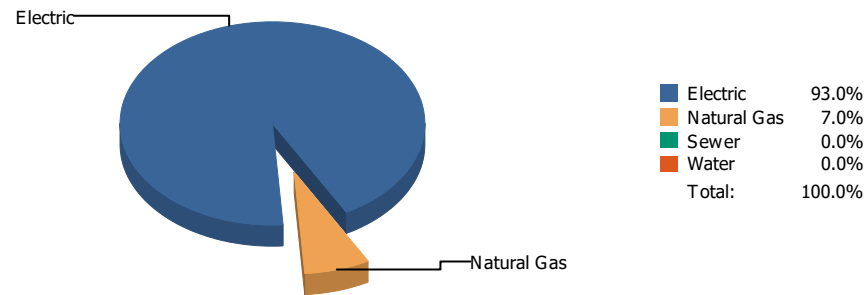
Energy

Cost

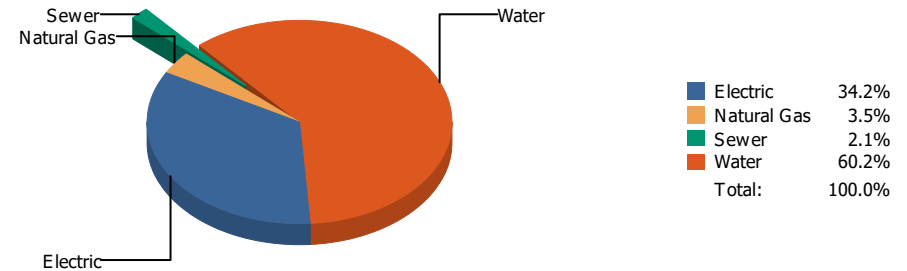


Commodity	Common Use	Energy Use	Energy Use / Area	Total Cost	Cost / Unit	Cost / Area
Place: [SCHUSTER] SCHUSTER 140 [BUILDING]						
Area: 34,371 SqFt						
Billing Period: Aug 2021						
ELECTRIC	0.00 kWh	0 KBtu	0.000 KBtu/SqFt	\$236.18	\$0.000 /kWh	\$0.007 /SqFt
Totals:		0 KBtu	0.000 KBtu/SqFt	\$236.18		

Energy

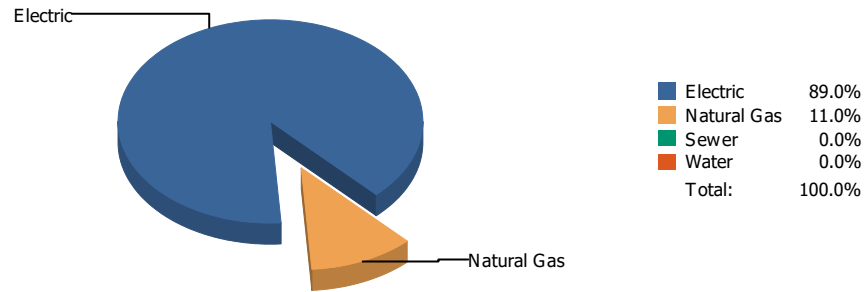


Cost

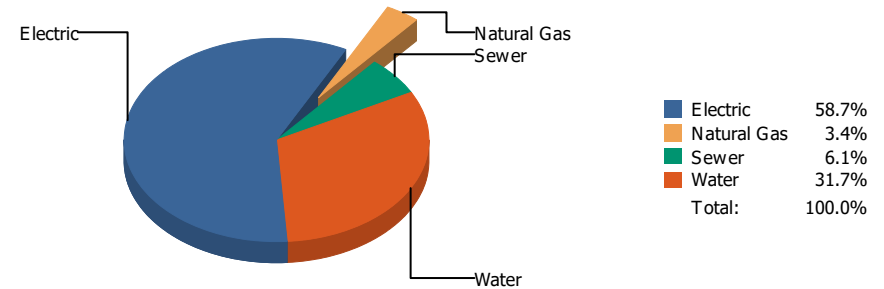


Commodity	Common Use	Energy Use	Energy Use / Area	Total Cost	Cost / Unit	Cost / Area
Place: [STANTON] STANTON 141 [BUILDING]						
Area: 75,957 SqFt						
Billing Period: Aug 2021						
ELECTRIC	27,367.00 kWh	93,376 KBtu	1.229 KBtu/SqFt	\$4,284.93	\$0.157 /kWh	\$0.056 /SqFt
NATURALGAS	68.00 CCF	7,004 KBtu	0.092 KBtu/SqFt	\$433.40	\$6.374 /CCF	\$0.006 /SqFt
SEWER	30.00 CCF			\$259.63	\$8.654 /CCF	\$0.003 /SqFt
WATER	1,013.00 CCF			\$7,538.72	\$7.442 /CCF	\$0.099 /SqFt
Totals:		100,380 KBtu	1.322 KBtu/SqFt	\$12,516.68		

Energy

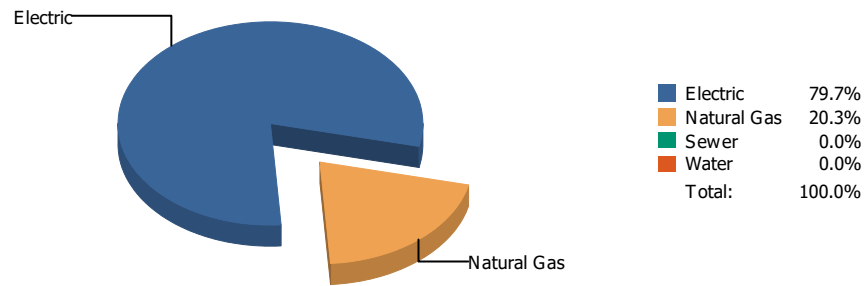


Cost

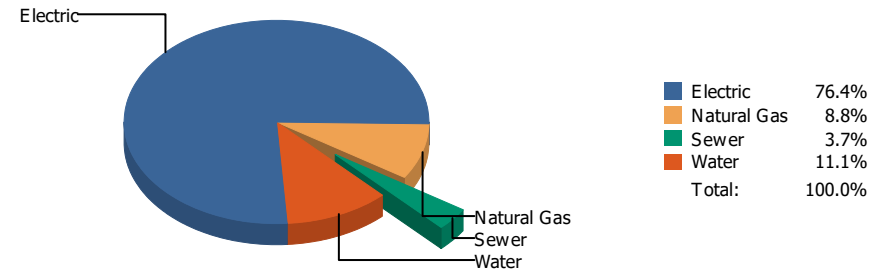


Commodity	Common Use	Energy Use	Energy Use / Area	Total Cost	Cost / Unit	Cost / Area
Place: [SUNRISEMOUNT] SUNRISE MOUNTAIN ELEMENTARY 150 [BUILDING]						
Area: 78,368 SqFt						
Billing Period: Aug 2021						
ELECTRIC	37,440.00 kWh	127,745 KBtu	1.630 KBtu/SqFt	\$5,001.56	\$0.134 /kWh	\$0.064 /SqFt
NATURALGAS	154.00 CCF	15,862 KBtu	0.202 KBtu/SqFt	\$293.85	\$1.908 /CCF	\$0.004 /SqFt
SEWER	32.00 CCF			\$523.45	\$16.358 /CCF	\$0.007 /SqFt
WATER	405.00 CCF			\$2,704.30	\$6.677 /CCF	\$0.034 /SqFt
Totals:		143,607 KBtu	1.832 KBtu/SqFt	\$8,523.16		

Energy

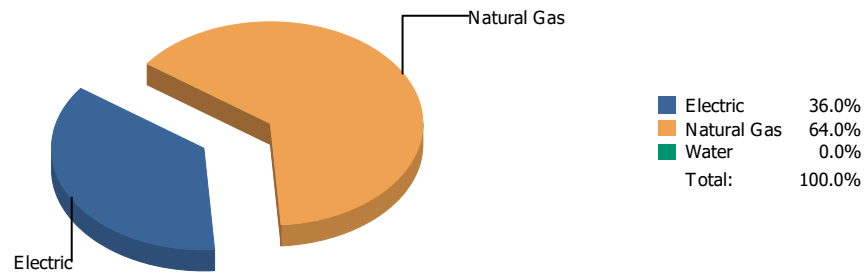


Cost

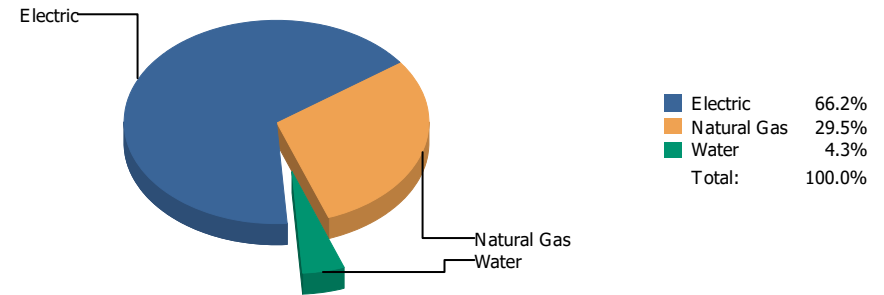


Commodity	Common Use	Energy Use	Energy Use / Area	Total Cost	Cost / Unit	Cost / Area
Place: [SUNSET-HIGH_1] SUNSET HIGH SCHOOL [BUILDING]						
Area: 33,263 SqFt						
Billing Period: Aug 2021						
ELECTRIC	31,160.00 kWh	106,318 KBtu	3.196 KBtu/SqFt	\$3,705.08	\$0.119 /kWh	\$0.111 /SqFt
NATURALGAS	263.00 CCF	27,089 KBtu	0.814 KBtu/SqFt	\$428.22	\$1.628 /CCF	\$0.013 /SqFt
SEWER	32.00 CCF			\$178.29	\$5.572 /CCF	\$0.005 /SqFt
WATER	100.00 CCF			\$536.05	\$5.361 /CCF	\$0.016 /SqFt
Totals:		133,407 KBtu	4.011 KBtu/SqFt	\$4,847.64		

Energy

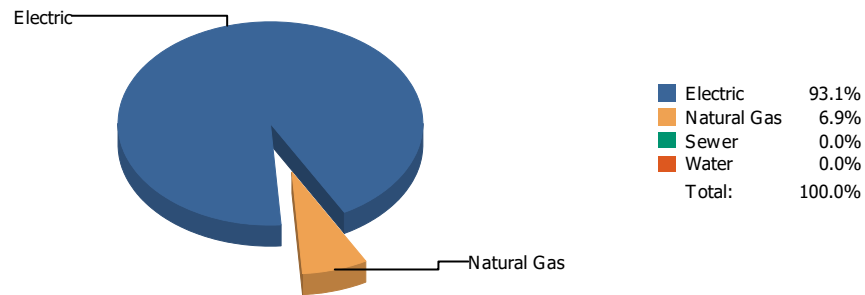


Cost

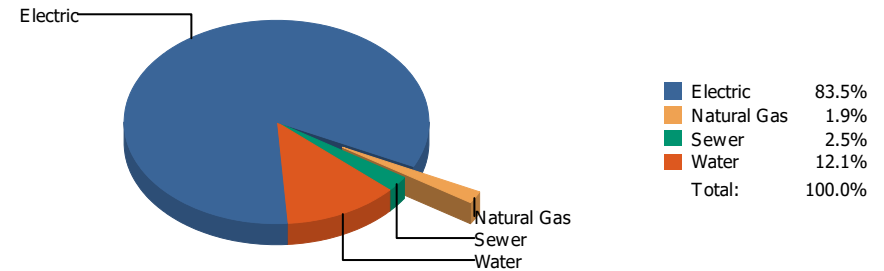


Commodity	Common Use	Energy Use	Energy Use / Area	Total Cost	Cost / Unit	Cost / Area
Place: [TERRACE] TERRACE HILLS 048 [BUILDING]						
Area: 138,021 SqFt						
Billing Period: Aug 2021						
ELECTRIC	5,850.00 kWh	19,960 KBtu	0.145 KBtu/SqFt	\$932.23	\$0.159 /kWh	\$0.007 /SqFt
NATURALGAS	344.00 CCF	35,432 KBtu	0.257 KBtu/SqFt	\$415.94	\$1.209 /CCF	\$0.003 /SqFt
WATER	0.00 CCF			\$60.68	\$0.000 /CCF	\$0.000 /SqFt
Totals:		55,392 KBtu	0.401 KBtu/SqFt	\$1,408.85		

Energy

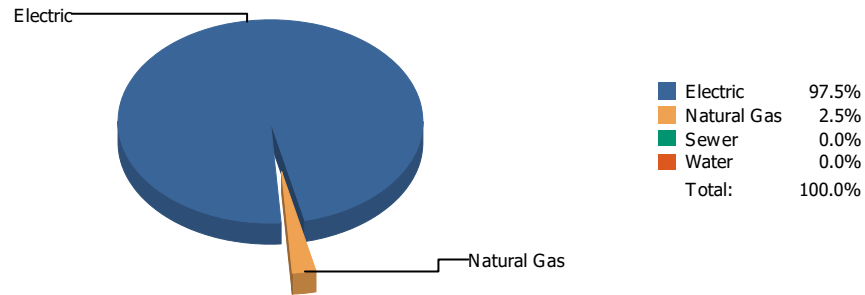


Cost

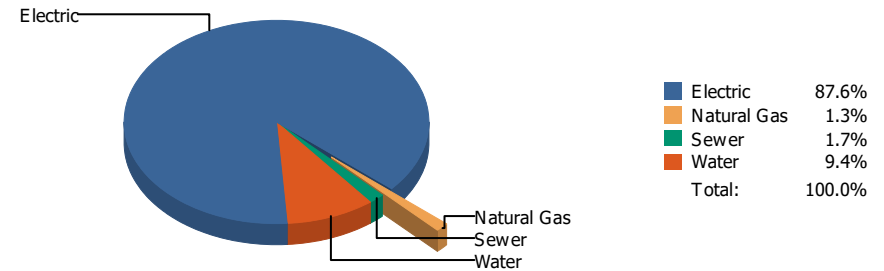


Commodity	Common Use	Energy Use	Energy Use / Area	Total Cost	Cost / Unit	Cost / Area
Place: [TIPPENELEMENTARY] TIPPIN ELEMENTARY 168 [BUILDING]						
Area: 88,360 SqFt						
Billing Period: Aug 2021						
ELECTRIC	75,360.00 kWh	257,128 KBtu	2.910 KBtu/SqFt	\$13,940.12	\$0.185 /kWh	\$0.158 /SqFt
NATURALGAS	184.00 CCF	18,952 KBtu	0.214 KBtu/SqFt	\$313.22	\$1.702 /CCF	\$0.004 /SqFt
SEWER	85.00 CCF			\$425.48	\$5.006 /CCF	\$0.005 /SqFt
WATER	381.00 CCF			\$2,022.13	\$5.307 /CCF	\$0.023 /SqFt
Totals:		276,080 KBtu	3.124 KBtu/SqFt	\$16,700.95		

Energy

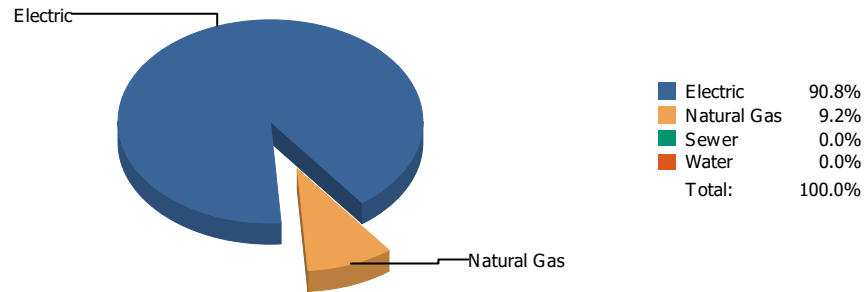


Cost

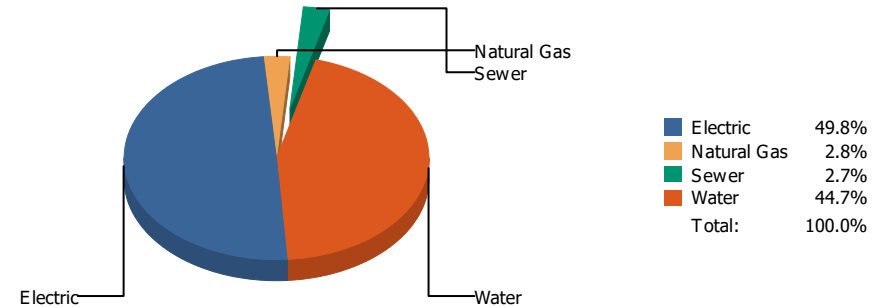


Commodity	Common Use	Energy Use	Energy Use / Area	Total Cost	Cost / Unit	Cost / Area
Place: [TOMLEA_2] TOM LEA 178 [BUILDING]						
Area: 88,828 SqFt						
Billing Period: Aug 2021						
ELECTRIC	132,600.00 kWh	452,431 KBtu	5.093 KBtu/SqFt	\$18,076.37	\$0.136 /kWh	\$0.203 /SqFt
NATURALGAS	112.00 CCF	11,536 KBtu	0.130 KBtu/SqFt	\$266.81	\$2.382 /CCF	\$0.003 /SqFt
SEWER	50.00 CCF			\$348.48	\$6.970 /CCF	\$0.004 /SqFt
WATER	353.00 CCF			\$1,941.85	\$5.501 /CCF	\$0.022 /SqFt
Totals:		463,967 KBtu	5.223 KBtu/SqFt	\$20,633.51		

Energy

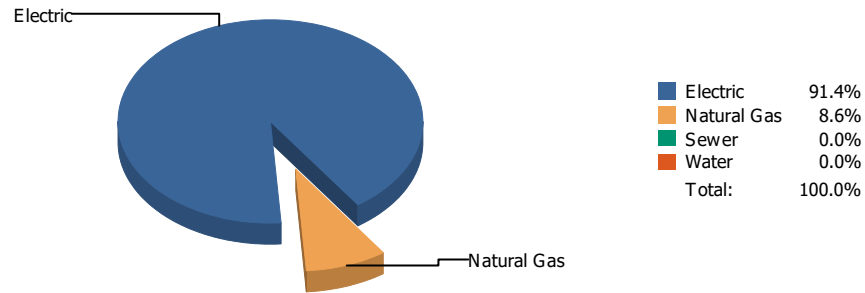


Cost

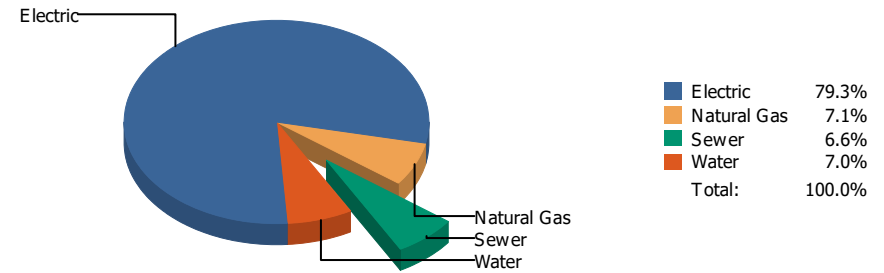


Commodity	Common Use	Energy Use	Energy Use / Area	Total Cost	Cost / Unit	Cost / Area
Place: [TRAVIS] TRAVIS 143 [BUILDING] Area: 78,925 SqFt Billing Period: Aug 2021						
ELECTRIC	32,043.00 kWh	109,331 KBtu	1.385 KBtu/SqFt	\$4,683.19	\$0.146 /kWh	\$0.059 /SqFt
NATURALGAS	108.00 CCF	11,124 KBtu	0.141 KBtu/SqFt	\$264.26	\$2.447 /CCF	\$0.003 /SqFt
SEWER	29.00 CCF			\$257.43	\$8.877 /CCF	\$0.003 /SqFt
WATER	841.00 CCF			\$4,204.49	\$4.999 /CCF	\$0.053 /SqFt
Totals:		120,455 KBtu	1.526 KBtu/SqFt	\$9,409.37		

Energy

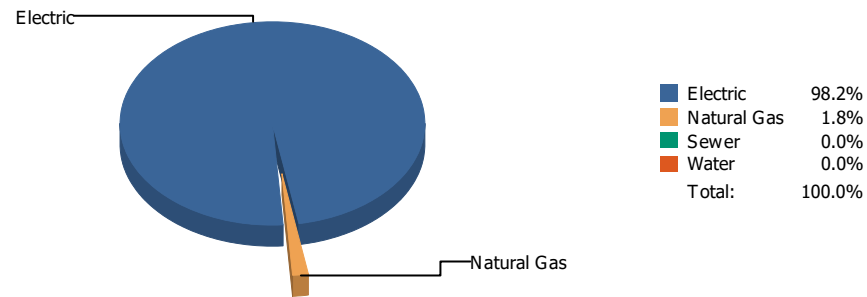


Cost

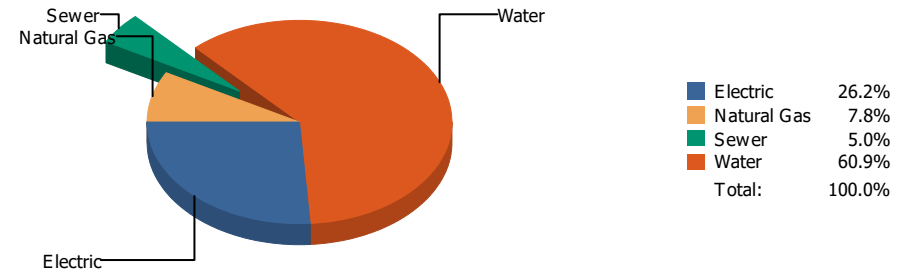


Commodity	Common Use	Energy Use	Energy Use / Area	Total Cost	Cost / Unit	Cost / Area
Place: [VILAS] VILAS 144 [BUILDING] Area: 66,992 SqFt Billing Period: Aug 2021						
ELECTRIC	50,731.00 kWh	173,094 KBtu	2.584 KBtu/SqFt	\$7,656.99	\$0.151 /kWh	\$0.114 /SqFt
NATURALGAS	158.00 CCF	16,274 KBtu	0.243 KBtu/SqFt	\$686.06	\$4.342 /CCF	\$0.010 /SqFt
SEWER	92.00 CCF			\$633.96	\$6.891 /CCF	\$0.009 /SqFt
WATER	121.00 CCF			\$677.00	\$5.595 /CCF	\$0.010 /SqFt
Totals:		189,368 KBtu	2.827 KBtu/SqFt	\$9,654.01		

Energy



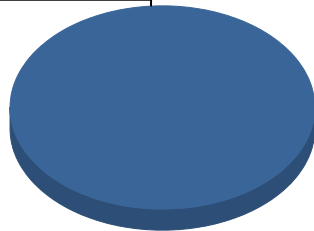
Cost



Commodity	Common Use	Energy Use	Energy Use / Area	Total Cost	Cost / Unit	Cost / Area
Place: [WAINWRIG] WAINWRIGHT 145 [BUILDING]						
Area: 38,227 SqFt						
Billing Period: Aug 2021						
ELECTRIC	11,831.00 kWh	40,367 KBtu	1.056 KBtu/SqFt	\$1,318.53	\$0.111 /kWh	\$0.034 /SqFt
NATURALGAS	7.00 CCF	721 KBtu	0.019 KBtu/SqFt	\$393.99	\$56.284 /CCF	\$0.010 /SqFt
SEWER	17.00 CCF			\$253.18	\$14.893 /CCF	\$0.007 /SqFt
WATER	437.00 CCF			\$3,059.39	\$7.001 /CCF	\$0.080 /SqFt
Totals:		41,088 KBtu	1.075 KBtu/SqFt	\$5,025.09		

Energy

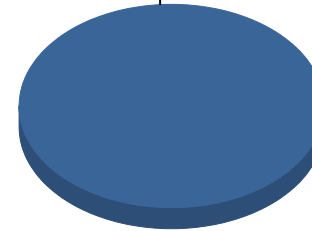
Electric



■ Electric 100.0%
Total: 100.0%

Cost

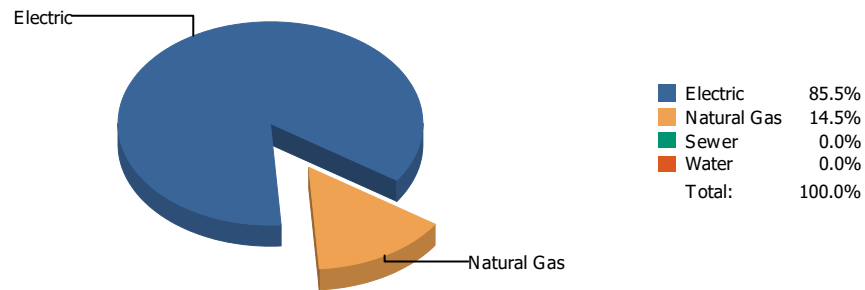
Electric



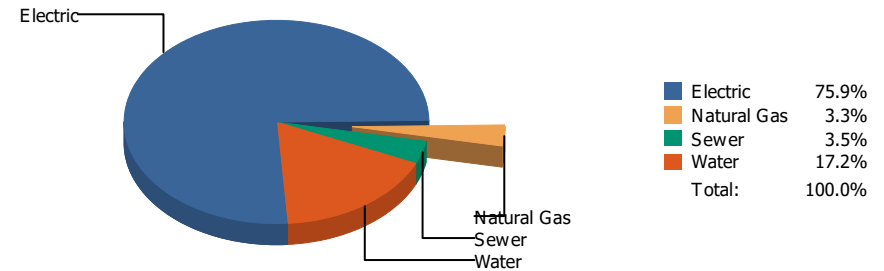
■ Electric 100.0%
Total: 100.0%

Commodity	Common Use	Energy Use	Energy Use / Area	Total Cost	Cost / Unit	Cost / Area
Place: [WESTSIDE] WESTSIDE TRANSPORTATION 951 [BUILDING]						
Area: 4,040 SqFt						
Billing Period: Aug 2021						
ELECTRIC	3,092.00 kWh	10,550 KBtu	2.611 KBtu/SqFt	\$401.06	\$0.130 /kWh	\$0.099 /SqFt
Totals:		10,550 KBtu	2.611 KBtu/SqFt	\$401.06		

Energy

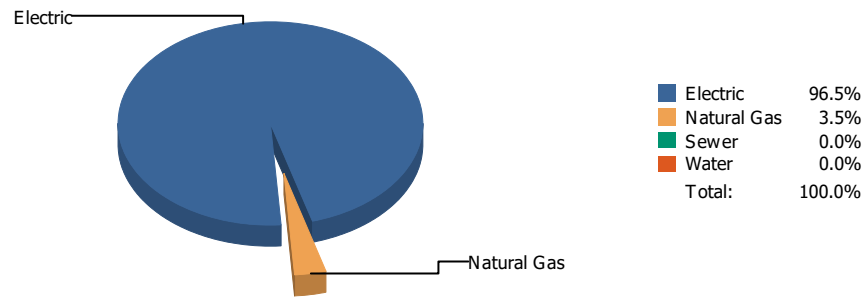


Cost

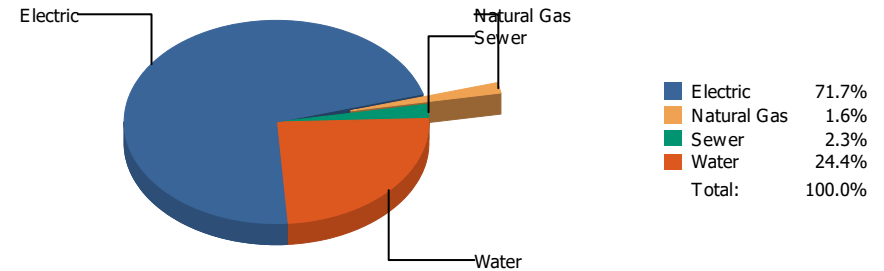


Commodity	Common Use	Energy Use	Energy Use / Area	Total Cost	Cost / Unit	Cost / Area
Place: [W-HILLS] WESTERN HILLS 146 [BUILDING]						
Area: 77,753 SqFt						
Billing Period: Aug 2021						
ELECTRIC	51,600.00 kWh	176,059 KBtu	2.264 KBtu/SqFt	\$8,798.70	\$0.171 /kWh	\$0.113 /SqFt
NATURALGAS	291.00 CCF	29,973 KBtu	0.385 KBtu/SqFt	\$381.98	\$1.313 /CCF	\$0.005 /SqFt
SEWER	20.00 CCF			\$411.31	\$20.566 /CCF	\$0.005 /SqFt
WATER	619.00 CCF			\$1,996.12	\$3.225 /CCF	\$0.026 /SqFt
Totals:		206,032 KBtu	2.650 KBtu/SqFt	\$11,588.11		

Energy

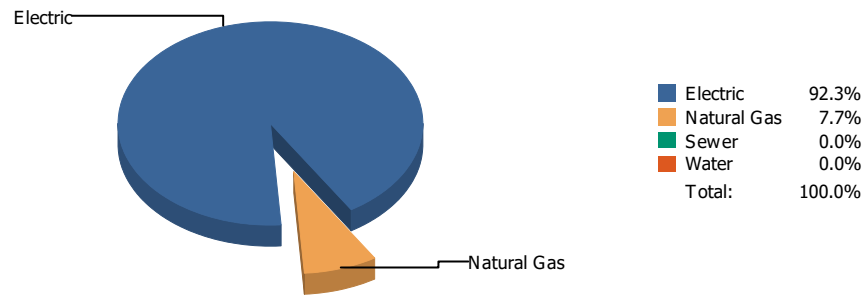


Cost

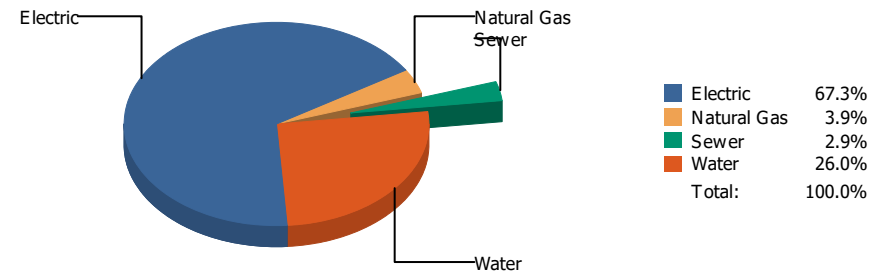


Commodity	Common Use	Energy Use	Energy Use / Area	Total Cost	Cost / Unit	Cost / Area
Place: [WHITAKER] WHITAKER 153 [BUILDING]						
Area: 89,458 SqFt						
Billing Period: Aug 2021						
ELECTRIC	102,720.00 kWh	350,481 KBtu	3.918 KBtu/SqFt	\$12,390.85	\$0.121 /kWh	\$0.139 /SqFt
NATURALGAS	122.00 CCF	12,566 KBtu	0.140 KBtu/SqFt	\$273.24	\$2.240 /CCF	\$0.003 /SqFt
SEWER	20.00 CCF			\$390.37	\$19.519 /CCF	\$0.004 /SqFt
WATER	1,247.00 CCF			\$4,219.84	\$3.384 /CCF	\$0.047 /SqFt
Totals:		363,047 KBtu	4.058 KBtu/SqFt	\$17,274.30		

Energy

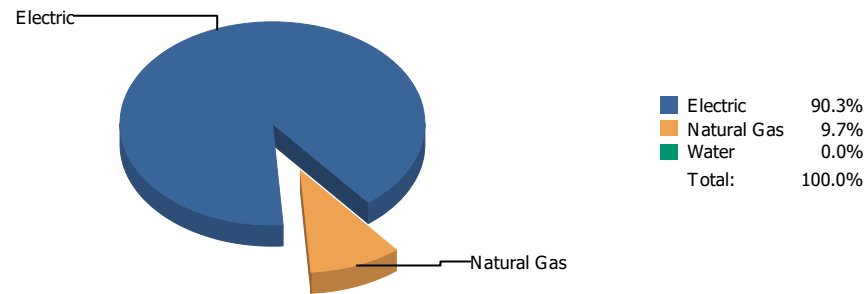


Cost

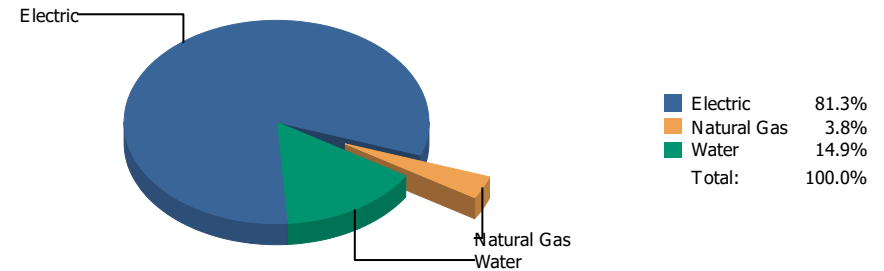


Commodity	Common Use	Energy Use	Energy Use / Area	Total Cost	Cost / Unit	Cost / Area
Place: [WHITE] ZACH WHITE ELEMENTARY NEW-1997 [BUILDING]						
Area: 92,458 SqFt						
Billing Period: Aug 2021						
ELECTRIC	54,600.00 kWh	186,295 KBtu	2.015 KBtu/SqFt	\$8,409.33	\$0.154 /kWh	\$0.091 /SqFt
NATURALGAS	151.00 CCF	15,553 KBtu	0.168 KBtu/SqFt	\$486.92	\$3.225 /CCF	\$0.005 /SqFt
SEWER	64.00 CCF			\$356.58	\$5.572 /CCF	\$0.004 /SqFt
WATER	682.00 CCF			\$3,243.73	\$4.756 /CCF	\$0.035 /SqFt
Totals:		201,848 KBtu	2.183 KBtu/SqFt	\$12,496.56		

Energy



Cost



Commodity	Common Use	Energy Use	Energy Use / Area	Total Cost	Cost / Unit	Cost / Area
Place: [WIGGS] WIGGS 052 [BUILDING] Area: 110,689 SqFt Billing Period: Aug 2021						
ELECTRIC	38,680.00 kWh	131,976 KBtu	1.192 KBtu/SqFt	\$6,035.73	\$0.156 /kWh	\$0.055 /SqFt
NATURALGAS	138.00 CCF	14,214 KBtu	0.128 KBtu/SqFt	\$283.57	\$2.055 /CCF	\$0.003 /SqFt
WATER	245.00 CCF			\$1,107.16	\$4.519 /CCF	\$0.010 /SqFt
Totals:		146,190 KBtu	1.321 KBtu/SqFt	\$7,426.46		

Energy

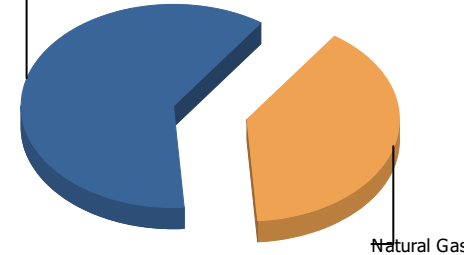
Electric



■ Electric 100.0%
 ■ Natural Gas 0.0%
 Total: 100.0%

Cost

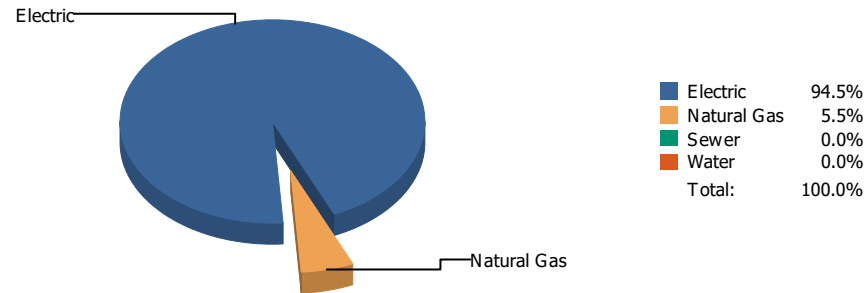
Electric



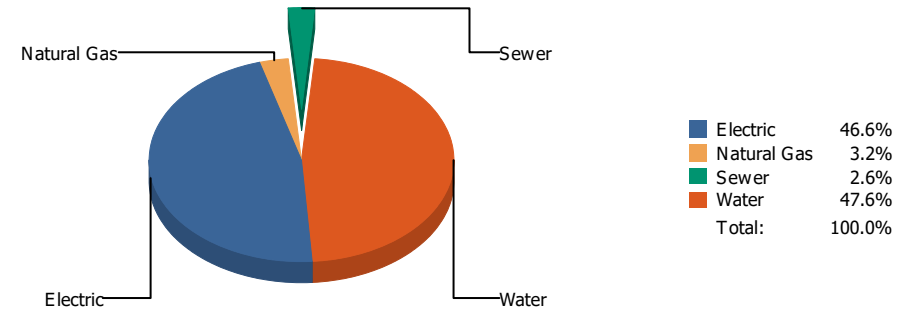
■ Electric 60.7%
 ■ Natural Gas 39.3%
 Total: 100.0%

Commodity	Common Use	Energy Use	Energy Use / Area	Total Cost	Cost / Unit	Cost / Area
Place: [ZANEGREYWAREHOUSE] ZANE GREY WAREHOUSE [BUILDING]						
Area: 0 SqFt						
Billing Period: Aug 2021						
ELECTRIC	735.00 kWh	2,508 KBtu		\$301.34	\$0.410 /kWh	
NATURALGAS	0.00 CCF	0 KBtu		\$194.75	\$0.000 /CCF	
Totals:		2,508 KBtu		\$496.09		

Energy



Cost



Commodity	Common Use	Energy Use	Energy Use / Area	Total Cost	Cost / Unit	Cost / Area
Place: [ZAVALA] ZAVALA 148 [BUILDING]						
Area: 53,356 SqFt						
Billing Period: Aug 2021						
ELECTRIC	22,359.00 kWh	76,289 KBtu	1.430 KBtu/SqFt	\$3,227.12	\$0.144 /kWh	\$0.060 /SqFt
NATURALGAS	43.00 CCF	4,429 KBtu	0.083 KBtu/SqFt	\$222.42	\$5.173 /CCF	\$0.004 /SqFt
SEWER	32.00 CCF			\$178.29	\$5.572 /CCF	\$0.003 /SqFt
WATER	485.00 CCF			\$3,294.43	\$6.793 /CCF	\$0.062 /SqFt
Totals:		80,718 KBtu	1.513 KBtu/SqFt	\$6,922.26		

Requested by: eagarci2

Client version:

Report version: 9

Filters: Meters in Building Name: Not one of ZACH WHITE MODULAR SCHOOL 147;START SCHOOL EARLY 1 DAY VALUE;STADIUM RATE CHANGES;SKY PARK IB1;SKY PARK I 200;SKY PARK;ROOSEVELT 137;REMCON COTTAGES;PARKDALE COTTAGES 957;NORTHEAST BOOK DEPOSITORY 814;NEW COMPUTERS SINCE JUNE 1990;Lighting;HERCULES COTTAGES 141A;CANYON HILLS PORTABLES;Butterfield Trail Warehouse;BRANON COTTAGES 955 ;BLUE FLAME BLDG.;BARCELONA COTTAGES;ALL REFUNDS AND REBATES; ; Bill is Void Equals 0; Account is Active Equals 1; Bill is from External Vendor Equals 1; ; Billing Period Equals Aug 2021

Record count: 0