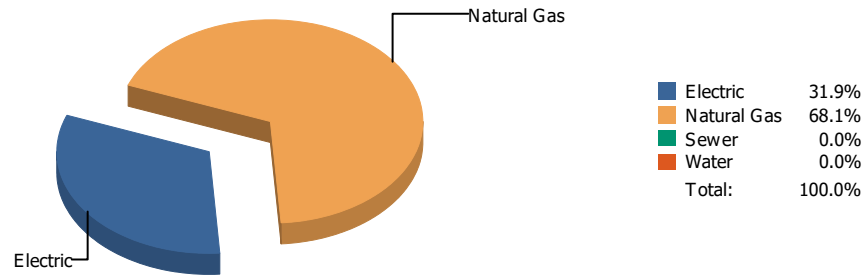
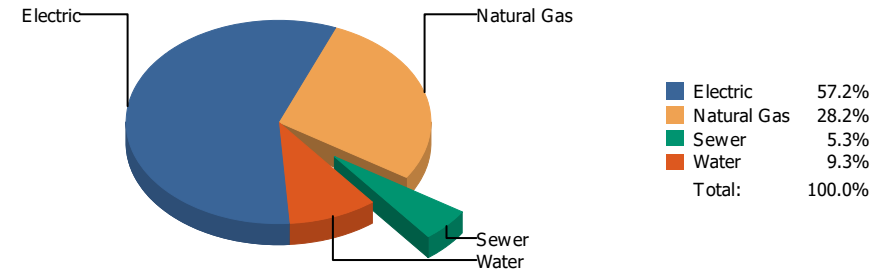


## Energy



## Cost

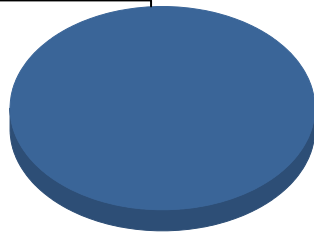


Commodity	Common Use	Energy Use	Energy Use / Area	Total Cost	Cost / Unit	Cost / Area
<b>Place Summary Report</b>						
<b>Area: 10,552,862 SqFt</b>						
<b>Billing Period: Jan 2022</b>						
ELECTRIC	4,131,416.00 kWh	14,096,391 KBtu	1.290 KBtu/SqFt	\$605,174.53	\$0.146 /kWh	\$0.056 /SqFt
NATURALGAS	291,868.00 CCF	30,062,404 KBtu	2.816 KBtu/SqFt	\$298,468.49	\$1.023 /CCF	\$0.028 /SqFt
SEWER	11,704.00 CCF			\$55,926.29	\$4.778 /CCF	\$0.005 /SqFt
WATER	19,777.00 CCF			\$98,967.55	\$5.004 /CCF	\$0.009 /SqFt
<b>Totals:</b>		<b>44,158,795 KBtu</b>	<b>4.106 KBtu/SqFt</b>	<b>\$1,058,536.86</b>		

\* Please note per area calculations only include buildings with a floor area greater than 0.

### Energy

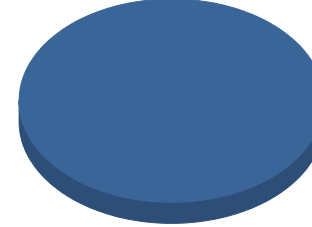
Electric



■ Electric 100.0%  
Total: 100.0%

### Cost

Electric



■ Electric 100.0%  
Total: 100.0%

Commodity	Common Use	Energy Use	Energy Use / Area	Total Cost	Cost / Unit	Cost / Area
<b>Place: [ALAMO] ALAMO      101 [BUILDING]</b> <b>Area: 58,978 SqFt</b> <b>Billing Period: Jan 2022</b>						
ELECTRIC	3,900.00 kWh	13,307 KBtu	0.226 KBtu/SqFt	\$441.89	\$0.113 /kWh	\$0.007 /SqFt
<b>Totals:</b>		<b>13,307 KBtu</b>	<b>0.226 KBtu/SqFt</b>	<b>\$441.89</b>		

## Energy


Electric



■ Electric 100.0%  
 ■ Water 0.0%  
 Total: 100.0%

## Cost

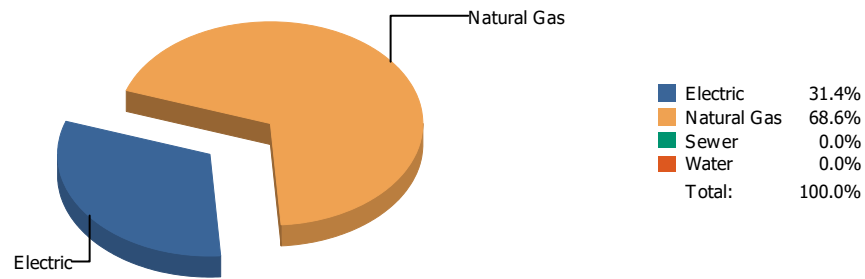
Electric



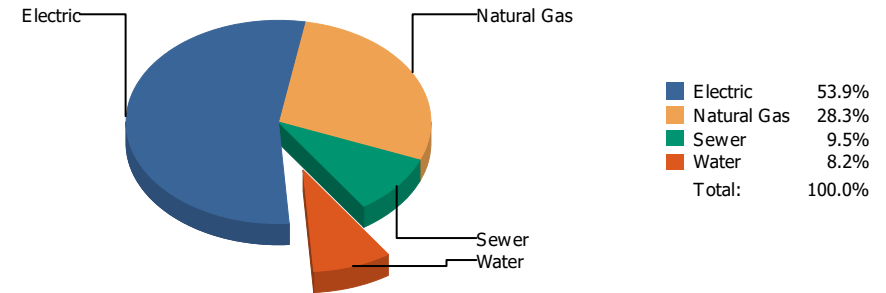
■ Electric 95.1%  
 ■ Water 4.9%  
 Total: 100.0%

Commodity	Common Use	Energy Use	Energy Use / Area	Total Cost	Cost / Unit	Cost / Area
<b>Place: [ALTA] ALTA VISTA      102 [BUILDING]</b> <b>Area: 68,463 SqFt</b> <b>Billing Period: Jan 2022</b>						
ELECTRIC	5,100.00 kWh	17,401 KBtu	0.254 KBtu/SqFt	\$511.61	\$0.100 /kWh	\$0.007 /SqFt
WATER	0.00 CCF			\$26.25	\$0.000 /CCF	\$0.000 /SqFt
<b>Totals:</b>		<b>17,401 KBtu</b>	<b>0.254 KBtu/SqFt</b>	<b>\$537.86</b>		

## Energy

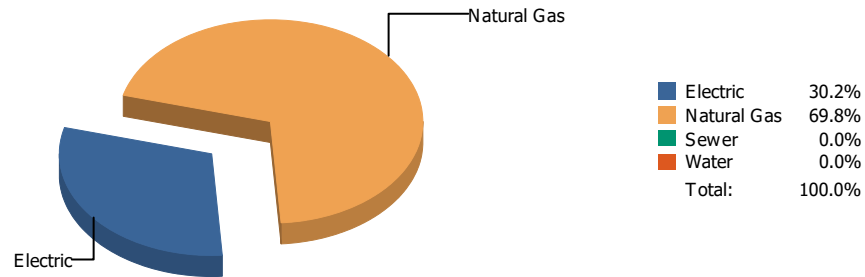


## Cost

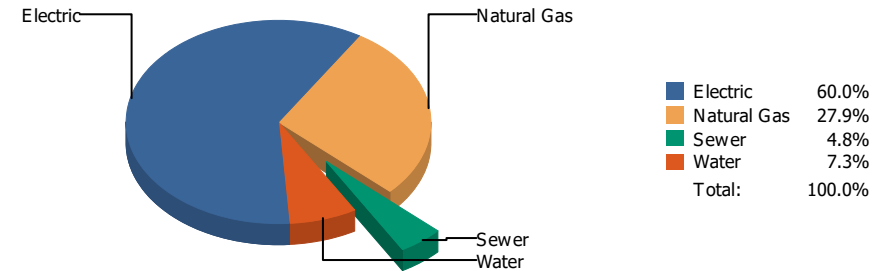


Commodity	Common Use	Energy Use	Energy Use / Area	Total Cost	Cost / Unit	Cost / Area
Place: [ADDRESS] ADDRESS 001 [BUILDING]						
Area: 266,968 SqFt						
Billing Period: Jan 2022						
ELECTRIC	112,253.00 kWh	383,007 KBtu	1.435 KBtu/SqFt	\$17,686.15	\$0.158 /kWh	\$0.066 /SqFt
NATURALGAS	8,129.00 CCF	837,287 KBtu	3.136 KBtu/SqFt	\$9,282.23	\$1.142 /CCF	\$0.034 /SqFt
SEWER	1,147.00 CCF			\$3,129.19	\$2.728 /CCF	\$0.012 /SqFt
WATER	872.00 CCF			\$2,705.41	\$3.103 /CCF	\$0.010 /SqFt
<b>Totals:</b>		<b>1,220,294 KBtu</b>	<b>4.571 KBtu/SqFt</b>	<b>\$32,802.98</b>		

## Energy

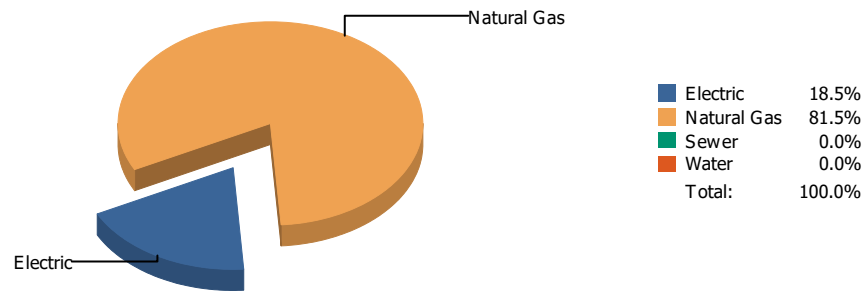


## Cost

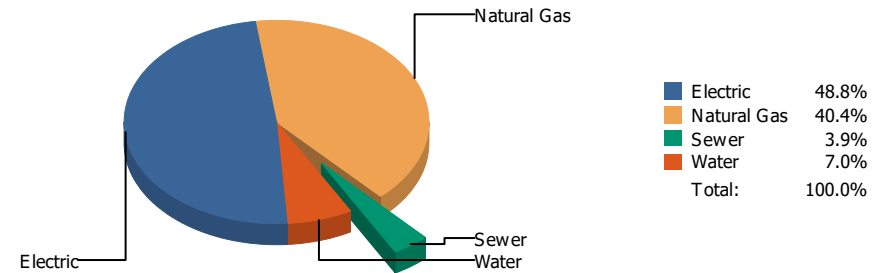


Commodity	Common Use	Energy Use	Energy Use / Area	Total Cost	Cost / Unit	Cost / Area
<b>Place: [AOY] AOY 103 [BUILDING]</b> <b>Area: 105,486 SqFt</b> <b>Billing Period: Jan 2022</b>						
ELECTRIC	39,384.00 kWh	134,378 KBtu	1.274 KBtu/SqFt	\$6,665.61	\$0.169 /kWh	\$0.063 /SqFt
NATURALGAS	3,012.00 CCF	310,236 KBtu	2.941 KBtu/SqFt	\$3,098.13	\$1.029 /CCF	\$0.029 /SqFt
SEWER	34.00 CCF			\$527.85	\$15.525 /CCF	\$0.005 /SqFt
WATER	58.00 CCF			\$813.79	\$14.031 /CCF	\$0.008 /SqFt
<b>Totals:</b>		<b>444,614 KBtu</b>	<b>4.215 KBtu/SqFt</b>	<b>\$11,105.38</b>		

## Energy

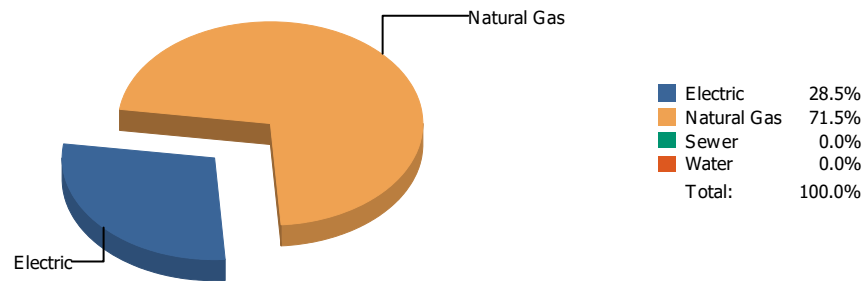


## Cost

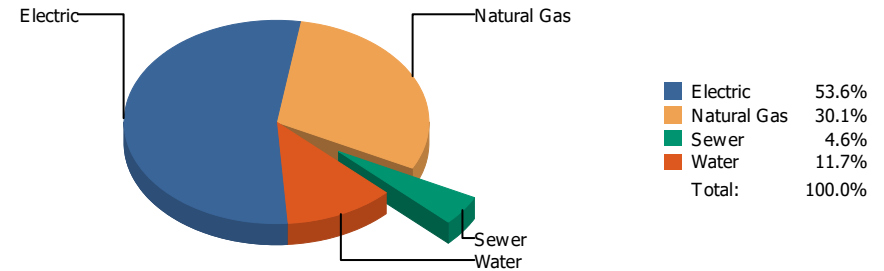


Commodity	Common Use	Energy Use	Energy Use / Area	Total Cost	Cost / Unit	Cost / Area
<b>Place: [ARMENDARIZ_1] ARMENDARIZ MIDDLE SCHOOL [BUILDING]</b>						
<b>Area: 133,779 SqFt</b>						
<b>Billing Period: Jan 2022</b>						
ELECTRIC	53,000.00 kWh	180,836 KBtu	1.352 KBtu/SqFt	\$8,551.26	\$0.161 /kWh	\$0.064 /SqFt
NATURALGAS	7,718.00 CCF	794,954 KBtu	5.942 KBtu/SqFt	\$7,082.79	\$0.918 /CCF	\$0.053 /SqFt
SEWER	144.00 CCF			\$684.11	\$4.751 /CCF	\$0.005 /SqFt
WATER	260.00 CCF			\$1,222.67	\$4.703 /CCF	\$0.009 /SqFt
<b>Totals:</b>		<b>975,790 KBtu</b>	<b>7.294 KBtu/SqFt</b>	<b>\$17,540.83</b>		

## Energy

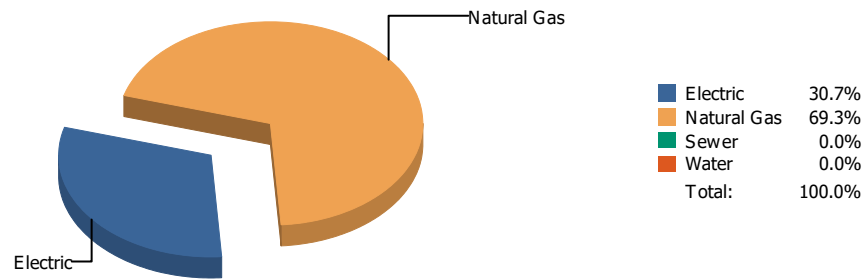


## Cost

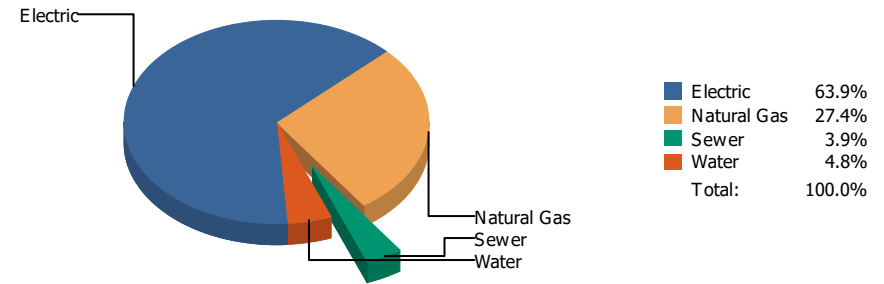


Commodity	Common Use	Energy Use	Energy Use / Area	Total Cost	Cost / Unit	Cost / Area
Place: [AUSTIN] AUSTIN      002 [BUILDING]						
Area: 269,216 SqFt						
Billing Period: Jan 2022						
ELECTRIC	90,425.00 kWh	308,530 KBtu	1.146 KBtu/SqFt	\$13,103.56	\$0.145 /kWh	\$0.048 /SqFt
NATURALGAS	7,532.00 CCF	775,796 KBtu	2.882 KBtu/SqFt	\$7,358.83	\$0.977 /CCF	\$0.027 /SqFt
SEWER	76.00 CCF			\$1,117.60	\$14.705 /CCF	\$0.004 /SqFt
WATER	440.00 CCF			\$2,872.11	\$6.528 /CCF	\$0.010 /SqFt
<b>Totals:</b>		<b>1,084,326 KBtu</b>	<b>4.028 KBtu/SqFt</b>	<b>\$24,452.10</b>		

## Energy



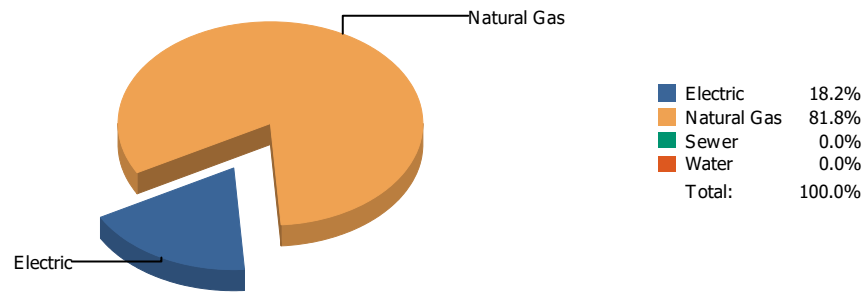
## Cost



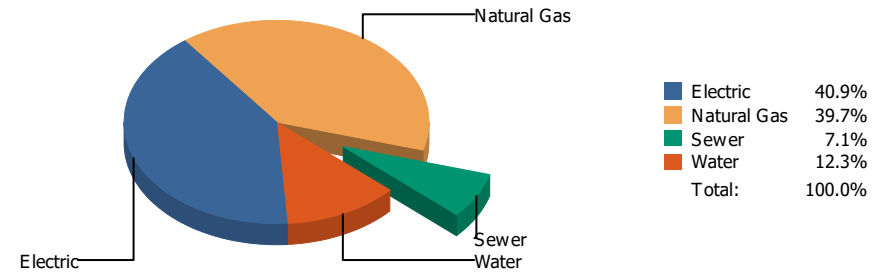
Commodity	Common Use	Energy Use	Energy Use / Area	Total Cost	Cost / Unit	Cost / Area
<b>Place: [BARRON ELEMENTARY] Barron Elementary 165 [BUILDING]</b>						
<b>Area: 87,818 SqFt</b>						
<b>Billing Period: Jan 2022</b>						
ELECTRIC	48,027.00 kWh	163,868 KBtu	1.866 KBtu/SqFt	\$7,945.05	\$0.165 /kWh	\$0.090 /SqFt
NATURALGAS	3,594.00 CCF	370,182 KBtu	4.215 KBtu/SqFt	\$3,408.04	\$0.948 /CCF	\$0.039 /SqFt
SEWER	33.00 CCF			\$480.20	\$14.552 /CCF	\$0.005 /SqFt
WATER	36.00 CCF			\$595.08	\$16.530 /CCF	\$0.007 /SqFt
<b>Totals:</b>		<b>534,050 KBtu</b>	<b>6.081 KBtu/SqFt</b>	<b>\$12,428.37</b>		



## Energy



## Cost



Commodity	Common Use	Energy Use	Energy Use / Area	Total Cost	Cost / Unit	Cost / Area
Place: [BASSETT] BASSETT 049 [BUILDING]						
Area: 174,250 SqFt						
Billing Period: Jan 2022						
ELECTRIC	45,200.00 kWh	154,222 KBtu	0.885 KBtu/SqFt	\$6,620.58	\$0.146 /kWh	\$0.038 /SqFt
NATURALGAS	6,734.00 CCF	693,602 KBtu	3.980 KBtu/SqFt	\$6,439.00	\$0.956 /CCF	\$0.037 /SqFt
SEWER	415.00 CCF			\$1,151.48	\$2.775 /CCF	\$0.007 /SqFt
WATER	699.00 CCF			\$1,992.34	\$2.850 /CCF	\$0.011 /SqFt
<b>Totals:</b>		<b>847,824 KBtu</b>	<b>4.866 KBtu/SqFt</b>	<b>\$16,203.40</b>		

## Energy

Electric



■ Electric 100.0%  
Total: 100.0%

## Cost

Electric



■ Electric 100.0%  
Total: 100.0%

Commodity	Common Use	Energy Use	Energy Use / Area	Total Cost	Cost / Unit	Cost / Area
<b>Place: [BEALL] BEALL      104 [BUILDING]</b> <b>Area: 74,454 SqFt</b> <b>Billing Period: Jan 2022</b>						
ELECTRIC	1,085.00 kWh	3,702 KBtu	0.050 KBtu/SqFt	\$172.50	\$0.159 /kWh	\$0.002 /SqFt
<b>Totals:</b>		<b>3,702 KBtu</b>	<b>0.050 KBtu/SqFt</b>	<b>\$172.50</b>		

## Energy

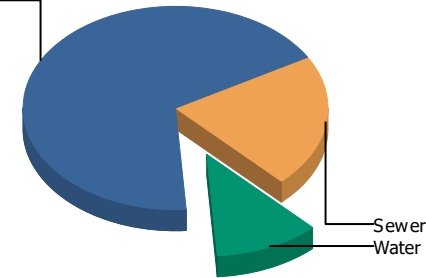
Electric



■ Electric 100.0%  
 ■ Sewer 0.0%  
 ■ Water 0.0%  
 Total: 100.0%

## Cost

Electric



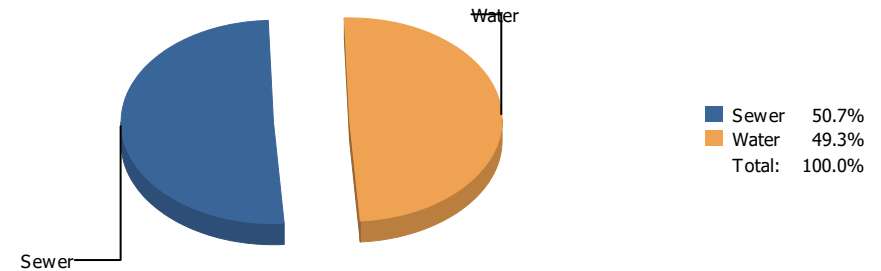
■ Electric 67.7%  
 ■ Sewer 21.1%  
 ■ Water 11.2%  
 Total: 100.0%

Commodity	Common Use	Energy Use	Energy Use / Area	Total Cost	Cost / Unit	Cost / Area
<b>Place: [BLISS] BLISS      105 [BUILDING]</b> <b>Area: 78,820 SqFt</b> <b>Billing Period: Jan 2022</b>						
ELECTRIC	19,125.00 kWh	65,255 KBtu	0.828 KBtu/SqFt	\$2,955.12	\$0.155 /kWh	\$0.037 /SqFt
SEWER	311.00 CCF			\$922.68	\$2.967 /CCF	\$0.012 /SqFt
WATER	104.00 CCF			\$490.05	\$4.712 /CCF	\$0.006 /SqFt
<b>Totals:</b>		<b>65,255 KBtu</b>	<b>0.828 KBtu/SqFt</b>	<b>\$4,367.85</b>		

## Energy

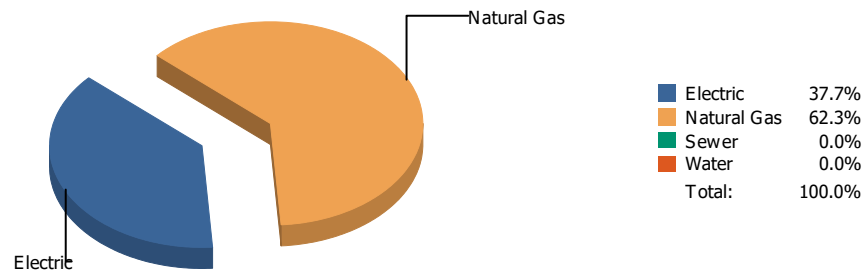
Sewer 0.0%  
 Water 0.0%  
 Total: 100.0%

## Cost

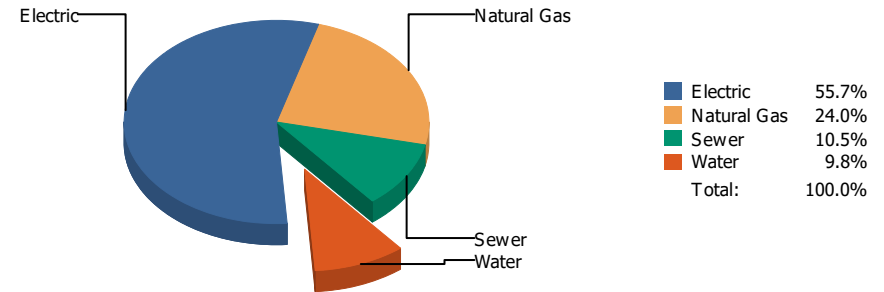


Commodity	Common Use	Energy Use	Energy Use / Area	Total Cost	Cost / Unit	Cost / Area
Place: [BOBBY_JOE_HILL] BOBBY JOE HILL 059 [BUILDING]						
Area: 0 SqFt						
Billing Period: Jan 2022						
SEWER	283.00 CCF			\$587.31	\$2.075 /CCF	
WATER	68.00 CCF			\$571.77	\$8.408 /CCF	
<b>Totals:</b>				<b>\$1,159.08</b>		

## Energy



## Cost



Commodity	Common Use	Energy Use	Energy Use / Area	Total Cost	Cost / Unit	Cost / Area
<b>Place: [BOND_2] BOND      160 [BUILDING]</b> <b>Area: 89,988 SqFt</b> <b>Billing Period: Jan 2022</b>						
ELECTRIC	26,338.00 kWh	89,865 KBtu	0.999 KBtu/SqFt	\$3,944.04	\$0.150 /kWh	\$0.044 /SqFt
NATURALGAS	1,439.00 CCF	148,217 KBtu	1.647 KBtu/SqFt	\$1,699.44	\$1.181 /CCF	\$0.019 /SqFt
SEWER	181.00 CCF			\$744.57	\$4.114 /CCF	\$0.008 /SqFt
WATER	163.00 CCF			\$693.73	\$4.256 /CCF	\$0.008 /SqFt
<b>Totals:</b>		<b>238,082 KBtu</b>	<b>2.646 KBtu/SqFt</b>	<b>\$7,081.78</b>		

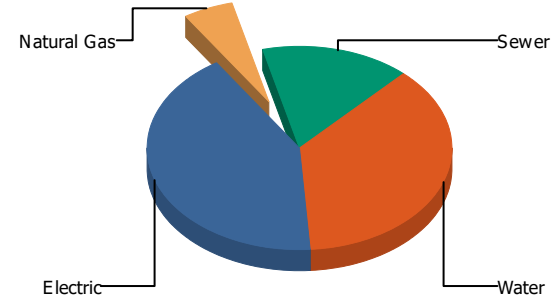
## Energy

Electric



Electric	100.0%
Natural Gas	0.0%
Sewer	0.0%
Water	0.0%
<b>Total:</b>	<b>100.0%</b>

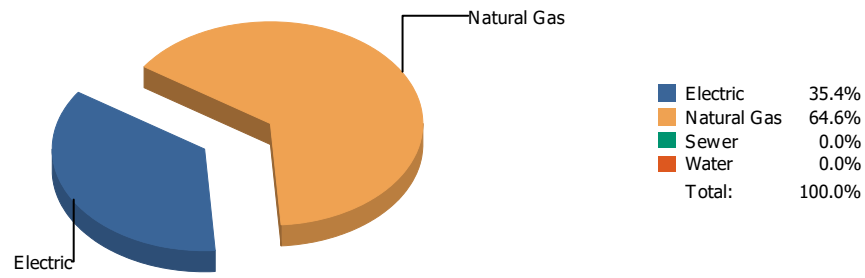
## Cost



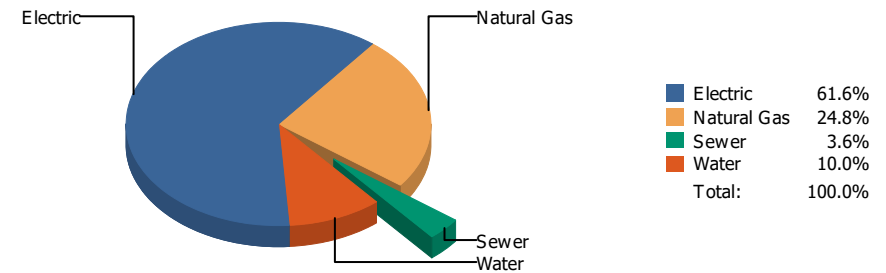
Electric	41.8%
Natural Gas	5.3%
Sewer	15.8%
Water	37.0%
<b>Total:</b>	<b>100.0%</b>

Commodity	Common Use	Energy Use	Energy Use / Area	Total Cost	Cost / Unit	Cost / Area
Place: [BONHAM] BONHAM 106 [BUILDING]						
Area: 53,522 SqFt						
Billing Period: Jan 2022						
ELECTRIC	9,908.00 kWh	33,806 KBtu	0.632 KBtu/SqFt	\$1,528.38	\$0.154 /kWh	\$0.028 /SqFt
NATURALGAS	0.00 CCF	0 KBtu	0.000 KBtu/SqFt	\$194.75	\$0.000 /CCF	\$0.004 /SqFt
SEWER	145.00 CCF			\$578.63	\$3.991 /CCF	\$0.011 /SqFt
WATER	194.00 CCF			\$1,351.85	\$6.968 /CCF	\$0.025 /SqFt
<b>Totals:</b>		<b>33,806 KBtu</b>	<b>0.632 KBtu/SqFt</b>	<b>\$3,653.61</b>		

## Energy

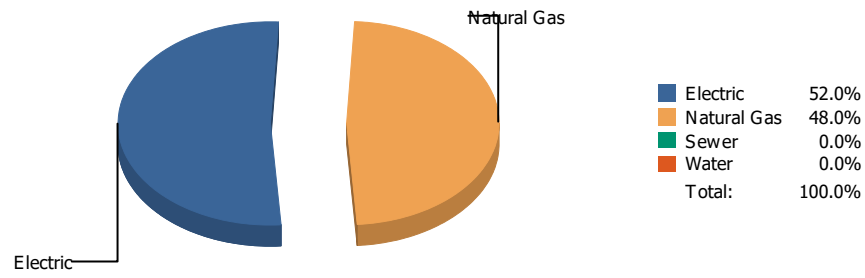


## Cost

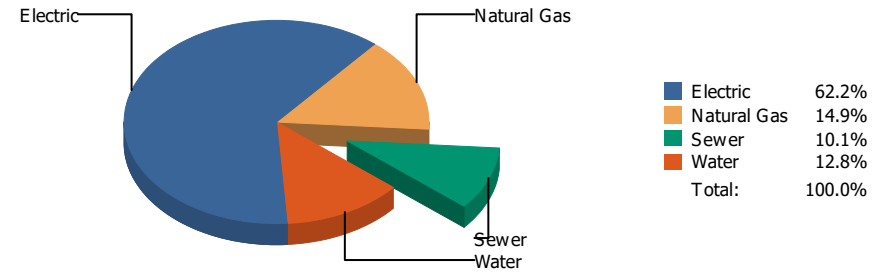


Commodity	Common Use	Energy Use	Energy Use / Area	Total Cost	Cost / Unit	Cost / Area
<b>Place: [BOWIE] BOWIE      003 [BUILDING]</b> <b>Area: 282,931 SqFt</b> <b>Billing Period: Jan 2022</b>						
ELECTRIC	137,825.00 kWh	470,259 KBtu	1.662 KBtu/SqFt	\$19,514.20	\$0.142 /kWh	\$0.069 /SqFt
NATURALGAS	8,325.00 CCF	857,475 KBtu	3.031 KBtu/SqFt	\$7,863.17	\$0.945 /CCF	\$0.028 /SqFt
SEWER	192.00 CCF			\$1,136.08	\$5.917 /CCF	\$0.004 /SqFt
WATER	840.00 CCF			\$3,175.24	\$3.780 /CCF	\$0.011 /SqFt
<b>Totals:</b>		<b>1,327,734 KBtu</b>	<b>4.693 KBtu/SqFt</b>	<b>\$31,688.69</b>		

## Energy



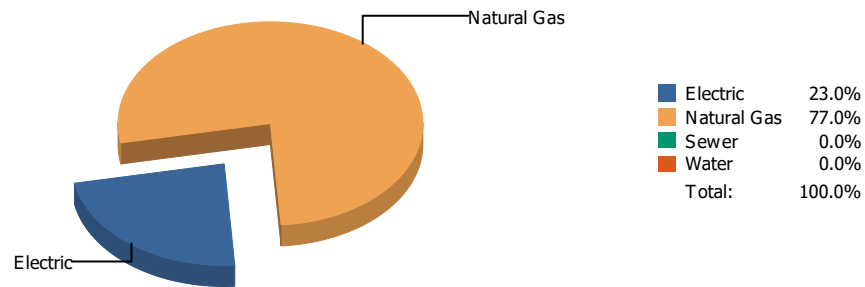
## Cost



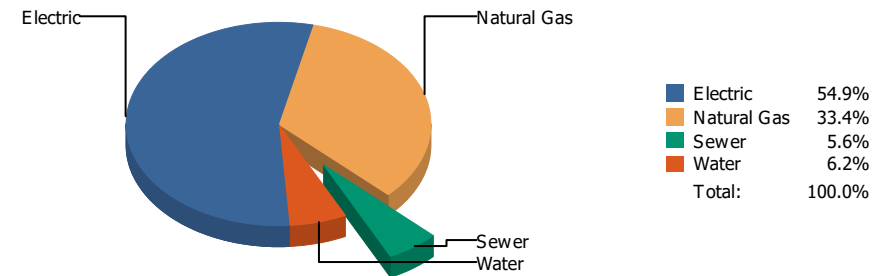
Commodity	Common Use	Energy Use	Energy Use / Area	Total Cost	Cost / Unit	Cost / Area
Place: [BRADLEY] BRADLEY 158 [BUILDING]						
Area: 59,142 SqFt						
Billing Period: Jan 2022						
ELECTRIC	46,440.00 kWh	158,453 KBtu	2.679 KBtu/SqFt	\$6,151.65	\$0.132 /kWh	\$0.104 /SqFt
NATURALGAS	1,422.00 CCF	146,466 KBtu	2.477 KBtu/SqFt	\$1,472.61	\$1.036 /CCF	\$0.025 /SqFt
SEWER	122.00 CCF			\$996.42	\$8.167 /CCF	\$0.017 /SqFt
WATER	165.00 CCF			\$1,263.08	\$7.655 /CCF	\$0.021 /SqFt
<b>Totals:</b>		<b>304,919 KBtu</b>	<b>5.156 KBtu/SqFt</b>	<b>\$9,883.76</b>		



## Energy

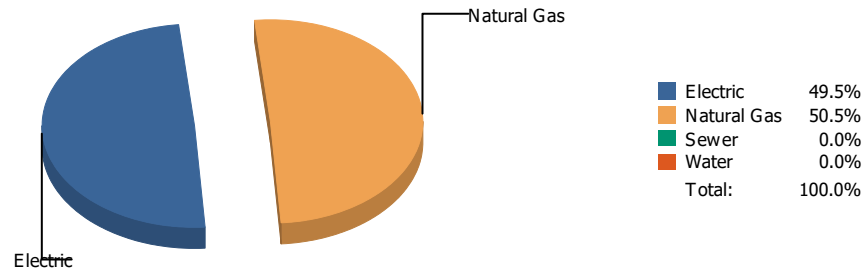


## Cost

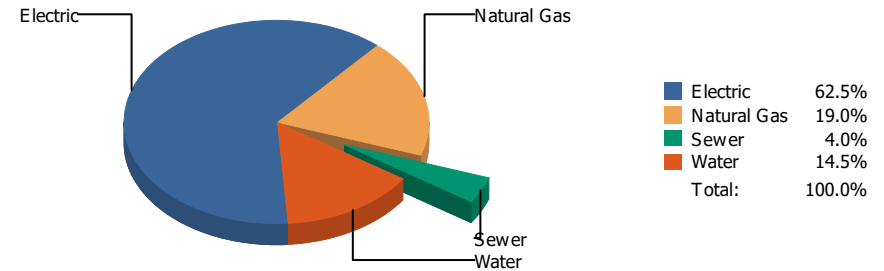


Commodity	Common Use	Energy Use	Energy Use / Area	Total Cost	Cost / Unit	Cost / Area
<b>Place: [BROWN] BROWN MIDDLE SCHOOL 056 [BUILDING]</b>						
<b>Area: 173,263 SqFt</b>						
<b>Billing Period: Jan 2022</b>						
ELECTRIC	66,000.00 kWh	225,192 KBtu	1.300 KBtu/SqFt	\$11,097.36	\$0.168 /kWh	\$0.064 /SqFt
NATURALGAS	7,310.00 CCF	752,930 KBtu	4.346 KBtu/SqFt	\$6,749.09	\$0.923 /CCF	\$0.039 /SqFt
SEWER	349.00 CCF			\$1,135.11	\$3.252 /CCF	\$0.007 /SqFt
WATER	340.00 CCF			\$1,248.84	\$3.673 /CCF	\$0.007 /SqFt
<b>Totals:</b>		<b>978,122 KBtu</b>	<b>5.645 KBtu/SqFt</b>	<b>\$20,230.40</b>		

## Energy



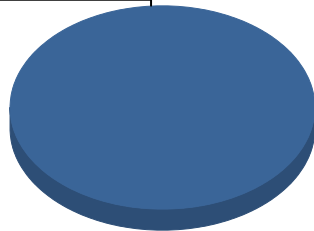
## Cost



Commodity	Common Use	Energy Use	Energy Use / Area	Total Cost	Cost / Unit	Cost / Area
Place: [BURGES] BURGES 004 [BUILDING]						
Area: 241,219 SqFt						
Billing Period: Jan 2022						
ELECTRIC	102,162.00 kWh	348,577 KBtu	1.445 KBtu/SqFt	\$14,120.44	\$0.138 /kWh	\$0.058 /SqFt
NATURALGAS	3,446.00 CCF	354,938 KBtu	1.471 KBtu/SqFt	\$4,290.42	\$1.245 /CCF	\$0.018 /SqFt
SEWER	40.00 CCF			\$895.39	\$22.385 /CCF	\$0.004 /SqFt
WATER	442.00 CCF			\$3,277.20	\$7.414 /CCF	\$0.013 /SqFt
<b>Totals:</b>		<b>703,515 KBtu</b>	<b>2.916 KBtu/SqFt</b>	<b>\$22,583.45</b>		

## Energy

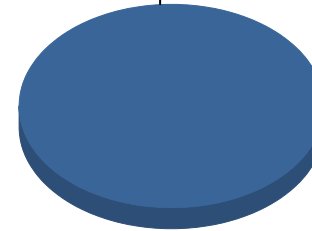
Electric



■ Electric 100.0%  
Total: 100.0%

## Cost

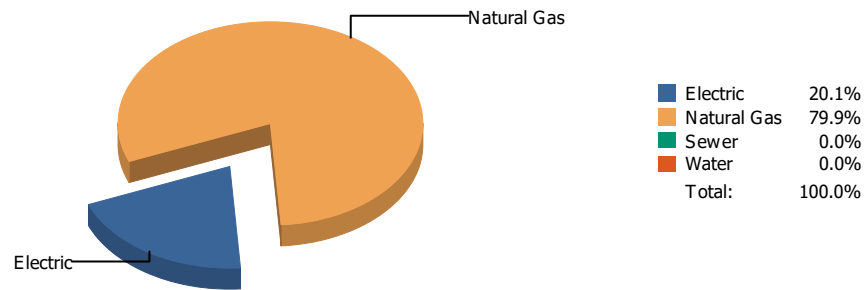
Electric



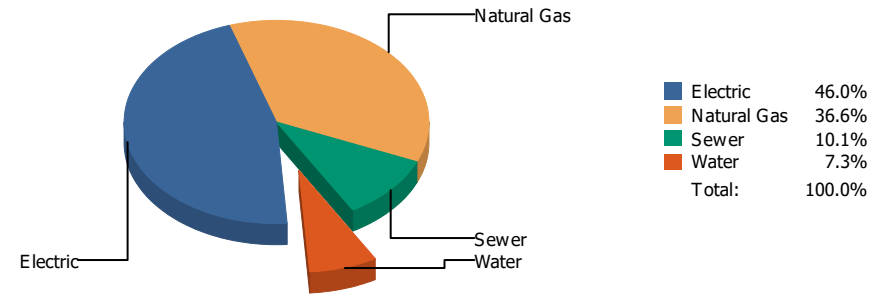
■ Electric 100.0%  
Total: 100.0%

Commodity	Common Use	Energy Use	Energy Use / Area	Total Cost	Cost / Unit	Cost / Area
Place: [BURLESON] BURLESON 107 [BUILDING]						
Area: 73,772 SqFt						
Billing Period: Jan 2022						
ELECTRIC	1,392.00 kWh	4,750 KBtu	0.064 KBtu/SqFt	\$219.11	\$0.157 /kWh	\$0.003 /SqFt
<b>Totals:</b>		<b>4,750 KBtu</b>	<b>0.064 KBtu/SqFt</b>	<b>\$219.11</b>		

## Energy

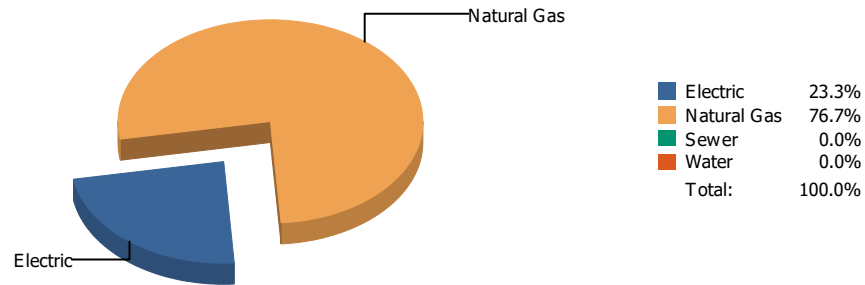


## Cost

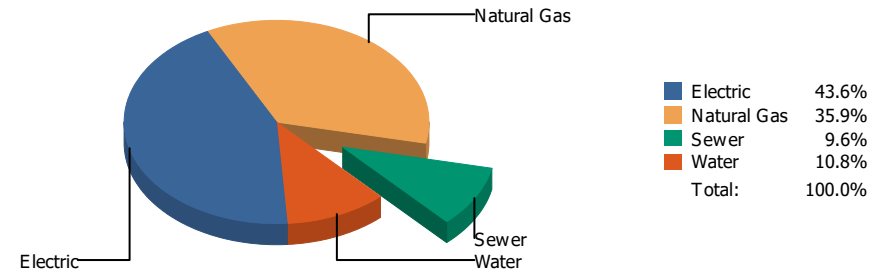


Commodity	Common Use	Energy Use	Energy Use / Area	Total Cost	Cost / Unit	Cost / Area
<b>Place: [BURNET] BURNET      108 [BUILDING]</b> <b>Area: 50,520 SqFt</b> <b>Billing Period: Jan 2022</b>						
ELECTRIC	14,864.00 kWh	50,716 KBtu	1.004 KBtu/SqFt	\$2,712.24	\$0.182 /kWh	\$0.054 /SqFt
NATURALGAS	1,956.00 CCF	201,468 KBtu	3.988 KBtu/SqFt	\$2,155.21	\$1.102 /CCF	\$0.043 /SqFt
SEWER	172.00 CCF			\$594.18	\$3.455 /CCF	\$0.012 /SqFt
WATER	80.00 CCF			\$432.62	\$5.408 /CCF	\$0.008 /SqFt
<b>Totals:</b>		<b>252,184 KBtu</b>	<b>4.992 KBtu/SqFt</b>	<b>\$5,894.25</b>		

## Energy

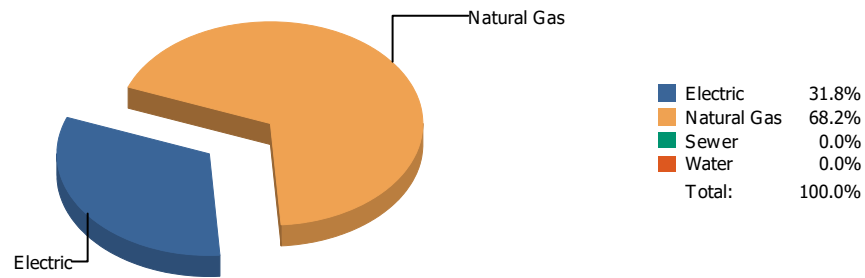


## Cost

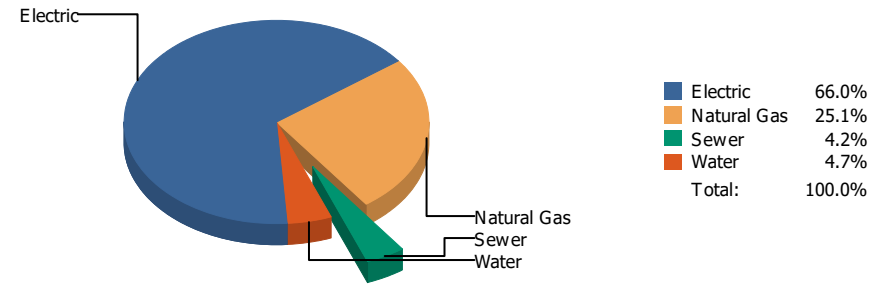


Commodity	Common Use	Energy Use	Energy Use / Area	Total Cost	Cost / Unit	Cost / Area
Place: [CANYON-HILLS] CANYON HILLS 043 [BUILDING]						
Area: 133,149 SqFt						
Billing Period: Jan 2022						
ELECTRIC	29,970.00 kWh	102,258 KBtu	0.768 KBtu/SqFt	\$4,041.27	\$0.135 /kWh	\$0.030 /SqFt
NATURALGAS	3,276.00 CCF	337,428 KBtu	2.534 KBtu/SqFt	\$3,330.55	\$1.017 /CCF	\$0.025 /SqFt
SEWER	70.00 CCF			\$888.62	\$12.695 /CCF	\$0.007 /SqFt
WATER	88.00 CCF			\$1,004.37	\$11.413 /CCF	\$0.007 /SqFt
<b>Totals:</b>		<b>439,686 KBtu</b>	<b>3.302 KBtu/SqFt</b>	<b>\$9,264.81</b>		

## Energy

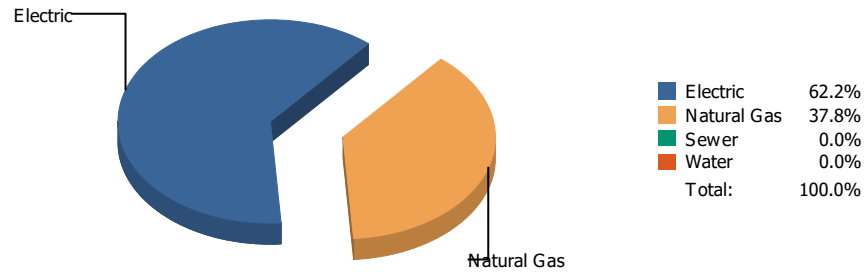


## Cost

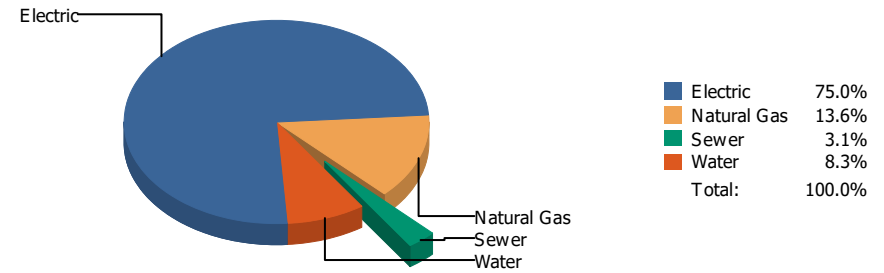


Commodity	Common Use	Energy Use	Energy Use / Area	Total Cost	Cost / Unit	Cost / Area
<b>Place: [CAREER] CAREER AND TECHNOLOGY [BUILDING]</b>						
<b>Area: 146,485 SqFt</b>						
<b>Billing Period: Jan 2022</b>						
ELECTRIC	44,119.00 kWh	150,534 KBtu	1.028 KBtu/SqFt	\$7,864.04	\$0.178 /kWh	\$0.054 /SqFt
NATURALGAS	3,129.00 CCF	322,287 KBtu	2.200 KBtu/SqFt	\$2,993.68	\$0.957 /CCF	\$0.020 /SqFt
SEWER	82.00 CCF			\$504.62	\$6.154 /CCF	\$0.003 /SqFt
WATER	84.00 CCF			\$558.95	\$6.654 /CCF	\$0.004 /SqFt
<b>Totals:</b>		<b>472,821 KBtu</b>	<b>3.228 KBtu/SqFt</b>	<b>\$11,921.29</b>		

## Energy



## Cost



Commodity	Common Use	Energy Use	Energy Use / Area	Total Cost	Cost / Unit	Cost / Area
Place: [CENTRAL_OFFICE_STANTON] CENTRAL OFFICE STANTON [BUILDING]						
Area: 79,813 SqFt						
Billing Period: Jan 2022						
ELECTRIC	90,943.00 kWh	310,298 KBtu	3.888 KBtu/SqFt	\$11,336.74	\$0.125 /kWh	\$0.142 /SqFt
NATURALGAS	1,833.00 CCF	188,799 KBtu	2.366 KBtu/SqFt	\$2,056.29	\$1.122 /CCF	\$0.026 /SqFt
SEWER	48.00 CCF			\$472.91	\$9.852 /CCF	\$0.006 /SqFt
WATER	69.00 CCF			\$1,247.88	\$18.085 /CCF	\$0.015 /SqFt
<b>Totals:</b>		<b>499,097 KBtu</b>	<b>6.253 KBtu/SqFt</b>	<b>\$15,113.82</b>		

## Energy

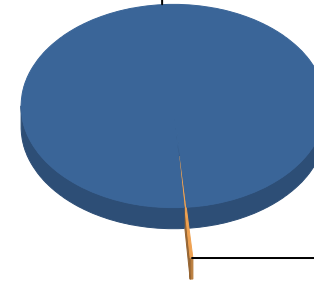
Electric



■ Electric 100.0%  
 ■ Water 0.0%  
 Total: 100.0%

## Cost

Electric

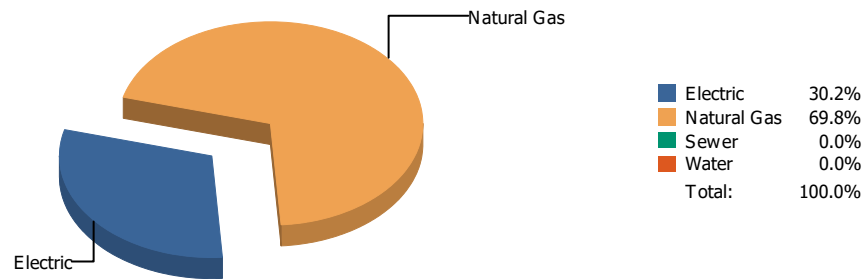


■ Electric 99.7%  
 ■ Water 0.3%  
 Total: 100.0%

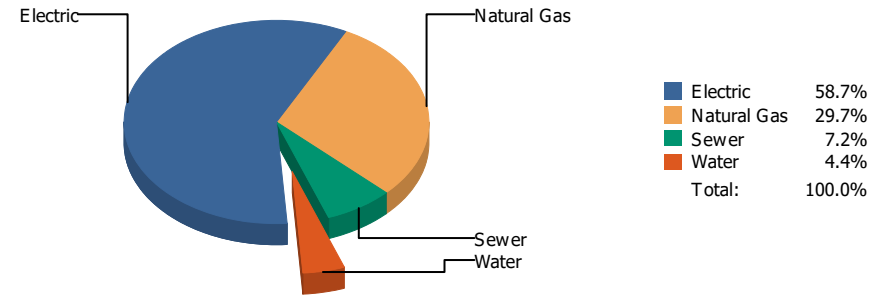
Commodity	Common Use	Energy Use	Energy Use / Area	Total Cost	Cost / Unit	Cost / Area
Place: [CHAPIN] CHAPIN 012 [BUILDING]						
Area: 273,727 SqFt						
Billing Period: Jan 2022						
ELECTRIC	162,235.00 kWh	553,546 KBtu	2.022 KBtu/SqFt	\$23,202.03	\$0.143 /kWh	\$0.085 /SqFt
WATER	0.00 CCF			\$72.82	\$0.000 /CCF	\$0.000 /SqFt
<b>Totals:</b>		<b>553,546 KBtu</b>	<b>2.022 KBtu/SqFt</b>	<b>\$23,274.85</b>		



## Energy

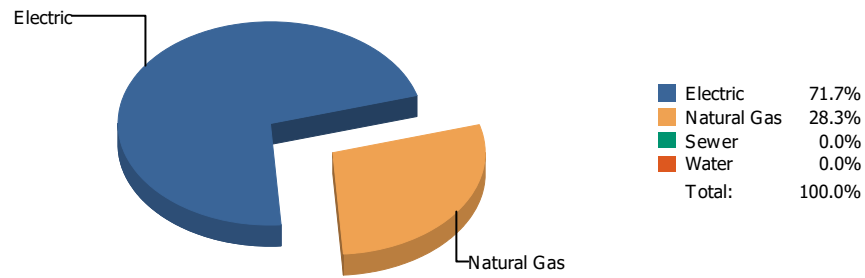


## Cost

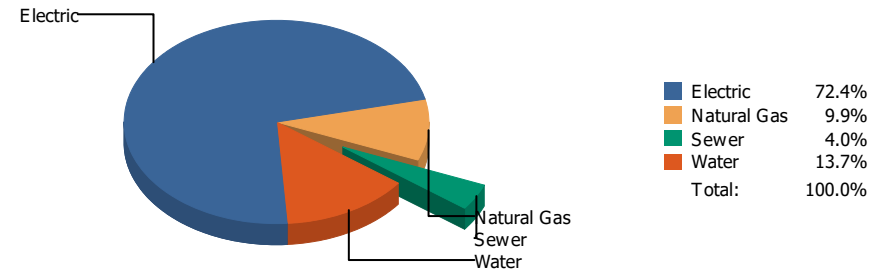


Commodity	Common Use	Energy Use	Energy Use / Area	Total Cost	Cost / Unit	Cost / Area
Place: [CHARLES] H.E. CHARLES 045 [BUILDING]						
Area: 107,867 SqFt						
Billing Period: Jan 2022						
ELECTRIC	53,194.00 kWh	181,498 KBtu	1.683 KBtu/SqFt	\$7,989.81	\$0.150 /kWh	\$0.074 /SqFt
NATURALGAS	4,082.00 CCF	420,446 KBtu	3.898 KBtu/SqFt	\$4,043.54	\$0.991 /CCF	\$0.037 /SqFt
SEWER	281.00 CCF			\$985.51	\$3.507 /CCF	\$0.009 /SqFt
WATER	79.00 CCF			\$598.17	\$7.572 /CCF	\$0.006 /SqFt
<b>Totals:</b>		<b>601,944 KBtu</b>	<b>5.580 KBtu/SqFt</b>	<b>\$13,617.03</b>		

## Energy

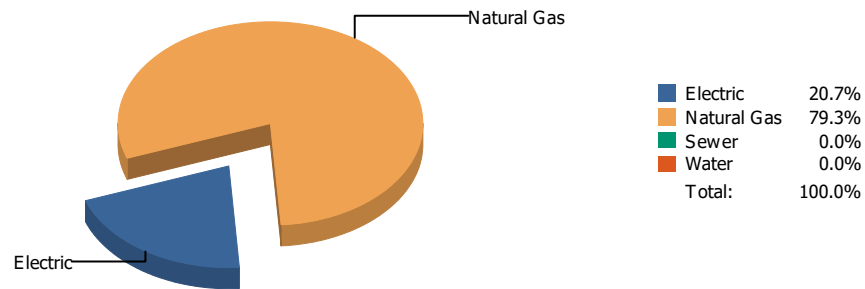


## Cost

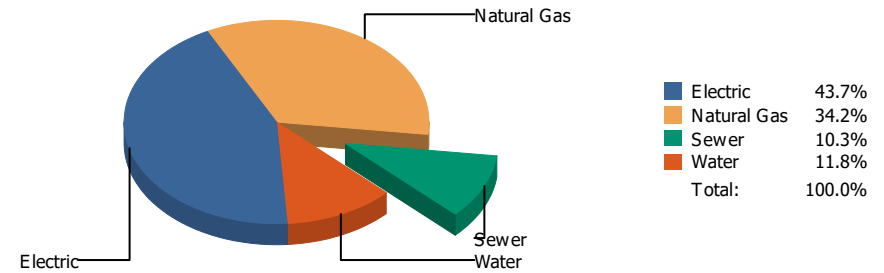


Commodity	Common Use	Energy Use	Energy Use / Area	Total Cost	Cost / Unit	Cost / Area
<b>Place: [CIELO-VISTA] CIELO VISTA 151 [BUILDING]</b> <b>Area: 66,034 SqFt</b> <b>Billing Period: Jan 2022</b>						
ELECTRIC	38,240.00 kWh	130,475 KBtu	1.976 KBtu/SqFt	\$6,176.07	\$0.162 /kWh	\$0.094 /SqFt
NATURALGAS	499.00 CCF	51,397 KBtu	0.778 KBtu/SqFt	\$846.89	\$1.697 /CCF	\$0.013 /SqFt
SEWER	45.00 CCF			\$337.48	\$7.500 /CCF	\$0.005 /SqFt
WATER	276.00 CCF			\$1,170.57	\$4.241 /CCF	\$0.018 /SqFt
<b>Totals:</b>		<b>181,872 KBtu</b>	<b>2.754 KBtu/SqFt</b>	<b>\$8,531.01</b>		

## Energy

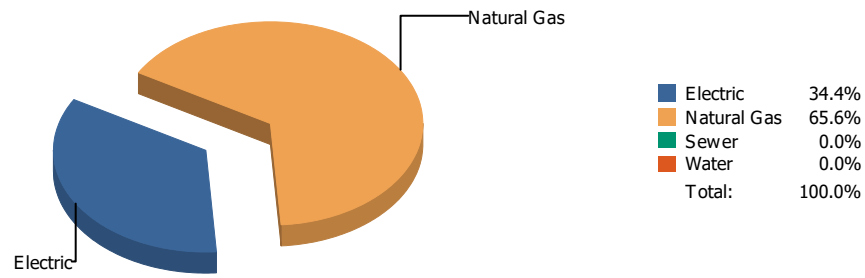


## Cost

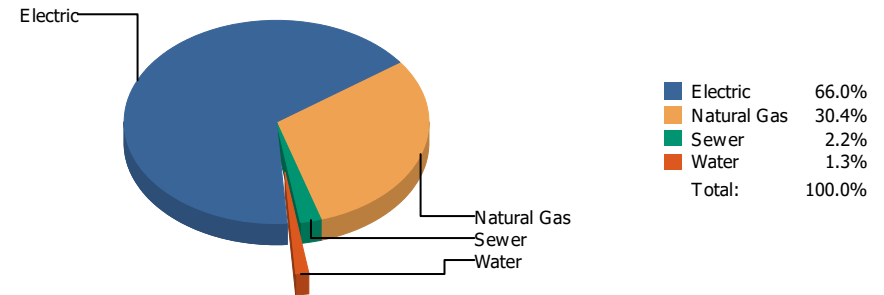


Commodity	Common Use	Energy Use	Energy Use / Area	Total Cost	Cost / Unit	Cost / Area
Place: [CLARDY] CLARDY 109 [BUILDING]						
Area: 70,700 SqFt						
Billing Period: Jan 2022						
ELECTRIC	16,687.00 kWh	56,936 KBtu	0.805 KBtu/SqFt	\$2,953.14	\$0.177 /kWh	\$0.042 /SqFt
NATURALGAS	2,124.00 CCF	218,772 KBtu	3.094 KBtu/SqFt	\$2,310.43	\$1.088 /CCF	\$0.033 /SqFt
SEWER	159.00 CCF			\$696.17	\$4.378 /CCF	\$0.010 /SqFt
WATER	220.00 CCF			\$794.12	\$3.610 /CCF	\$0.011 /SqFt
<b>Totals:</b>		<b>275,708 KBtu</b>	<b>3.900 KBtu/SqFt</b>	<b>\$6,753.86</b>		

## Energy

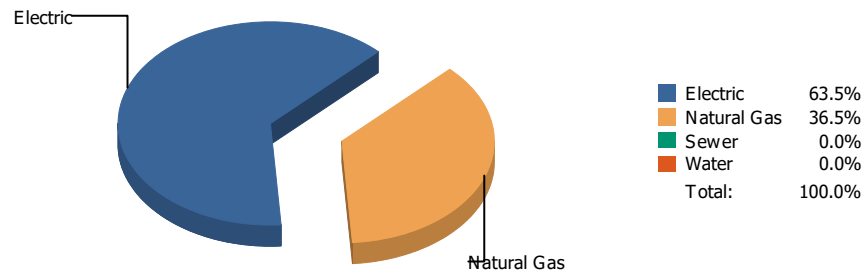


## Cost

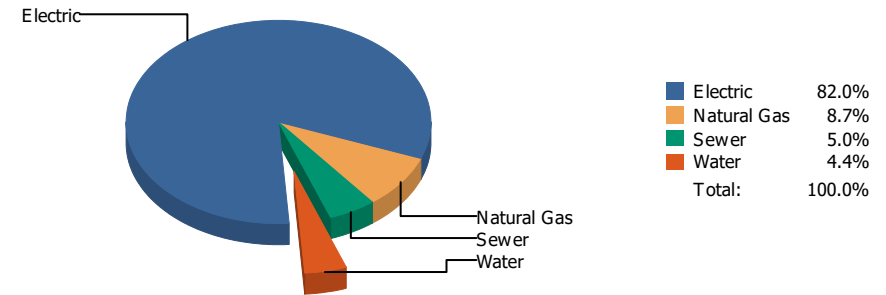


Commodity	Common Use	Energy Use	Energy Use / Area	Total Cost	Cost / Unit	Cost / Area
<b>Place: [CLEDENIN] CLEDENIN 149 [BUILDING]</b> <b>Area: 62,721 SqFt</b> <b>Billing Period: Jan 2022</b>						
ELECTRIC	22,333.00 kWh	76,200 KBtu	1.215 KBtu/SqFt	\$3,184.50	\$0.143 /kWh	\$0.051 /SqFt
NATURALGAS	1,409.00 CCF	145,127 KBtu	2.314 KBtu/SqFt	\$1,466.77	\$1.041 /CCF	\$0.023 /SqFt
SEWER	0.00 CCF			\$107.89	\$0.000 /CCF	\$0.002 /SqFt
WATER	1.00 CCF			\$64.48	\$64.480 /CCF	\$0.001 /SqFt
<b>Totals:</b>		<b>221,327 KBtu</b>	<b>3.529 KBtu/SqFt</b>	<b>\$4,823.64</b>		

## Energy

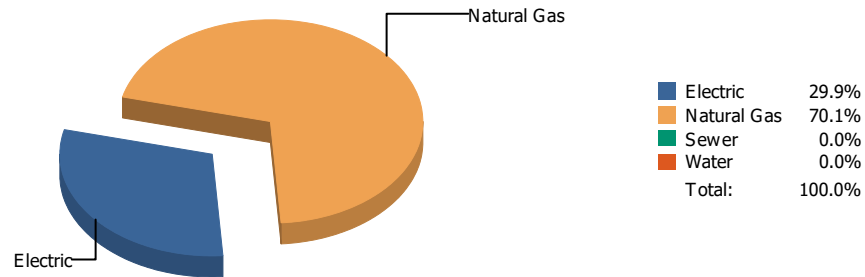


## Cost

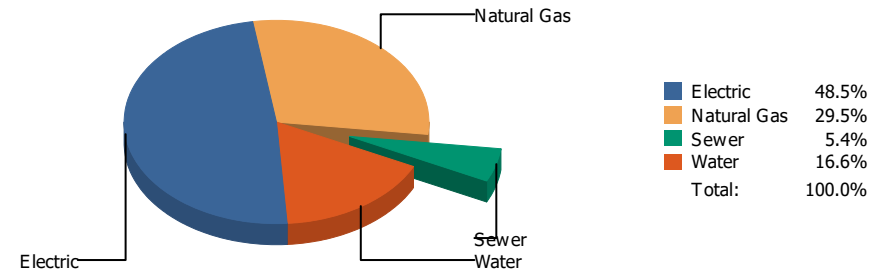


Commodity	Common Use	Energy Use	Energy Use / Area	Total Cost	Cost / Unit	Cost / Area
Place: [COACH_ARCHIE_DURAN] COACH ARCHIE DURAN [BUILDING]						
Area: 0 SqFt						
Billing Period: Jan 2022						
ELECTRIC	59,600.00 kWh	203,355 KBtu		\$9,724.19	\$0.163 /kWh	
NATURALGAS	1,133.00 CCF	116,699 KBtu		\$1,027.68	\$0.907 /CCF	
SEWER	100.00 CCF			\$587.31	\$5.873 /CCF	
WATER	45.00 CCF			\$516.57	\$11.479 /CCF	
<b>Totals:</b>		<b>320,054 KBtu</b>		<b>\$11,855.75</b>		

## Energy

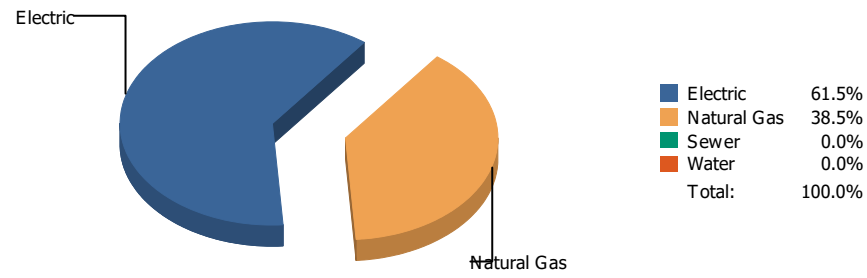


## Cost

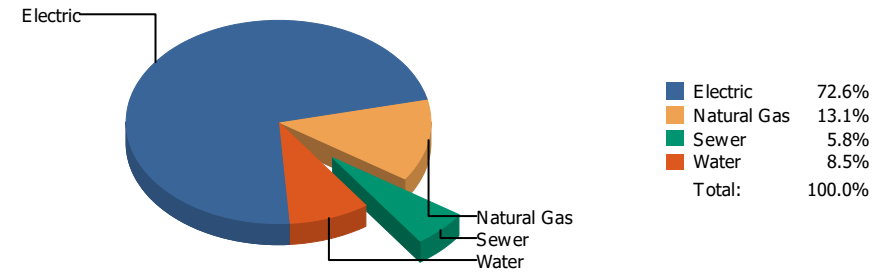


Commodity	Common Use	Energy Use	Energy Use / Area	Total Cost	Cost / Unit	Cost / Area
Place: [COLDWELL] COLDWELL 110 [BUILDING]						
Area: 67,310 SqFt						
Billing Period: Jan 2022						
ELECTRIC	21,854.00 kWh	74,566 KBtu	1.108 KBtu/SqFt	\$3,165.14	\$0.145 /kWh	\$0.047 /SqFt
NATURALGAS	1,698.00 CCF	174,894 KBtu	2.598 KBtu/SqFt	\$1,925.49	\$1.134 /CCF	\$0.029 /SqFt
SEWER	23.00 CCF			\$352.12	\$15.310 /CCF	\$0.005 /SqFt
WATER	222.00 CCF			\$1,084.62	\$4.886 /CCF	\$0.016 /SqFt
<b>Totals:</b>		<b>249,460 KBtu</b>	<b>3.706 KBtu/SqFt</b>	<b>\$6,527.37</b>		

## Energy

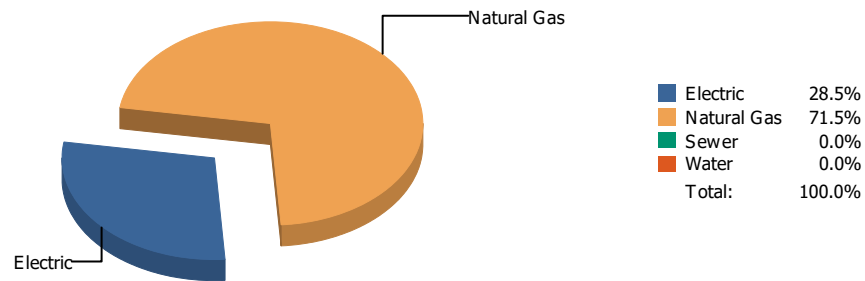


## Cost

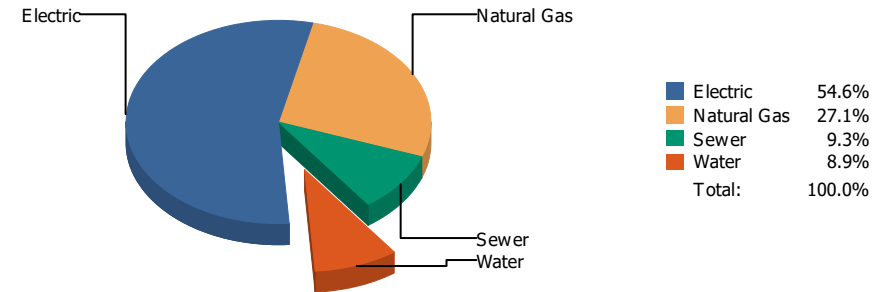


Commodity	Common Use	Energy Use	Energy Use / Area	Total Cost	Cost / Unit	Cost / Area
<b>Place: [COLLINS] COLLINS      142 [BUILDING]</b> <b>Area: 81,245 SqFt</b> <b>Billing Period: Jan 2022</b>						
ELECTRIC	40,181.00 kWh	137,098 KBtu	1.687 KBtu/SqFt	\$5,599.65	\$0.139 /kWh	\$0.069 /SqFt
NATURALGAS	834.00 CCF	85,902 KBtu	1.057 KBtu/SqFt	\$1,010.07	\$1.211 /CCF	\$0.012 /SqFt
SEWER	96.00 CCF			\$449.68	\$4.684 /CCF	\$0.006 /SqFt
WATER	153.00 CCF			\$658.91	\$4.307 /CCF	\$0.008 /SqFt
<b>Totals:</b>		<b>223,000 KBtu</b>	<b>2.745 KBtu/SqFt</b>	<b>\$7,718.31</b>		

## Energy



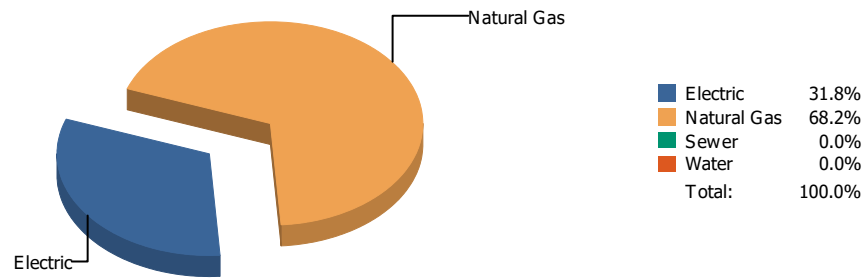
## Cost



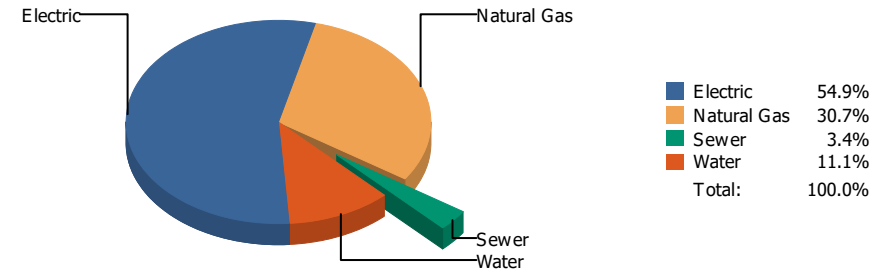
Commodity	Common Use	Energy Use	Energy Use / Area	Total Cost	Cost / Unit	Cost / Area
Place: [COOLEY] COOLEY 111 [BUILDING]						
Area: 95,590 SqFt						
Billing Period: Jan 2022						
ELECTRIC	41,800.00 kWh	142,622 KBtu	1.492 KBtu/SqFt	\$7,091.88	\$0.170 /kWh	\$0.074 /SqFt
NATURALGAS	3,475.00 CCF	357,925 KBtu	3.744 KBtu/SqFt	\$3,521.68	\$1.013 /CCF	\$0.037 /SqFt
SEWER	252.00 CCF			\$1,208.89	\$4.797 /CCF	\$0.012 /SqFt
WATER	237.00 CCF			\$1,156.03	\$4.878 /CCF	\$0.012 /SqFt
<b>Totals:</b>		<b>500,547 KBtu</b>	<b>5.236 KBtu/SqFt</b>	<b>\$12,978.48</b>		



## Energy

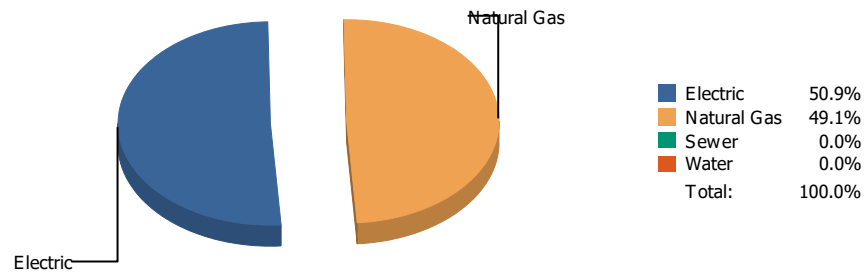


## Cost

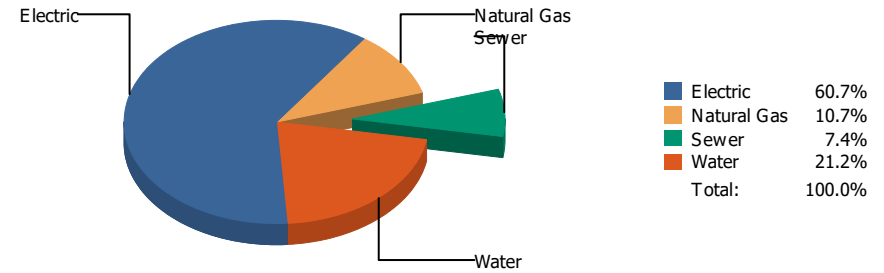


Commodity	Common Use	Energy Use	Energy Use / Area	Total Cost	Cost / Unit	Cost / Area
Place: [CORONADO] CORONADO 005 [BUILDING]						
Area: 406,757 SqFt						
Billing Period: Jan 2022						
ELECTRIC	169,122.00 kWh	577,044 KBtu	1.419 KBtu/SqFt	\$24,405.40	\$0.144 /kWh	\$0.059 /SqFt
NATURALGAS	12,015.00 CCF	1,237,545 KBtu	3.042 KBtu/SqFt	\$13,630.72	\$1.134 /CCF	\$0.033 /SqFt
SEWER	437.00 CCF			\$1,489.13	\$3.408 /CCF	\$0.003 /SqFt
WATER	1,767.00 CCF			\$4,914.34	\$2.781 /CCF	\$0.012 /SqFt
<b>Totals:</b>		<b>1,814,589 KBtu</b>	<b>4.461 KBtu/SqFt</b>	<b>\$44,439.59</b>		

## Energy

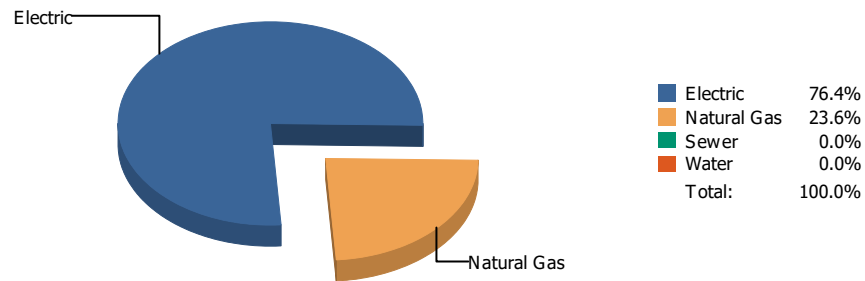


## Cost

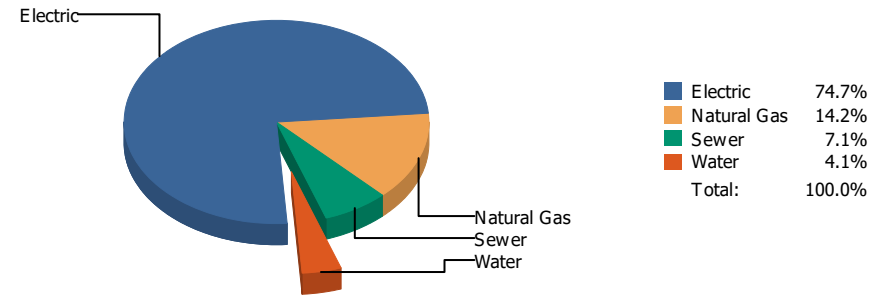


Commodity	Common Use	Energy Use	Energy Use / Area	Total Cost	Cost / Unit	Cost / Area
Place: [CROCKETT_1] CROCKETT 112 [BUILDING]						
Area: 92,585 SqFt						
Billing Period: Jan 2022						
ELECTRIC	15,648.00 kWh	53,391 KBtu	0.577 KBtu/SqFt	\$3,708.36	\$0.237 /kWh	\$0.040 /SqFt
NATURALGAS	500.00 CCF	51,500 KBtu	0.556 KBtu/SqFt	\$653.09	\$1.306 /CCF	\$0.007 /SqFt
SEWER	60.00 CCF			\$451.27	\$7.521 /CCF	\$0.005 /SqFt
WATER	213.00 CCF			\$1,291.63	\$6.064 /CCF	\$0.014 /SqFt
<b>Totals:</b>		<b>104,891 KBtu</b>	<b>1.133 KBtu/SqFt</b>	<b>\$6,104.35</b>		

## Energy

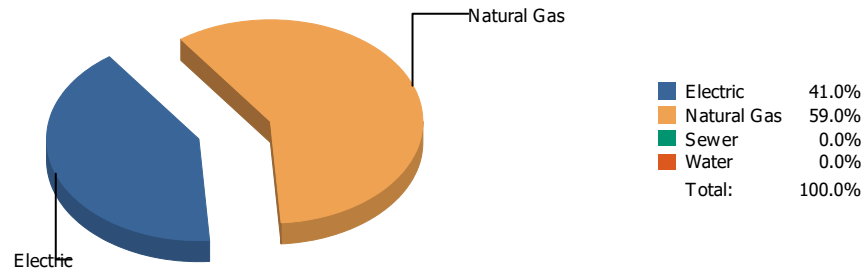


## Cost

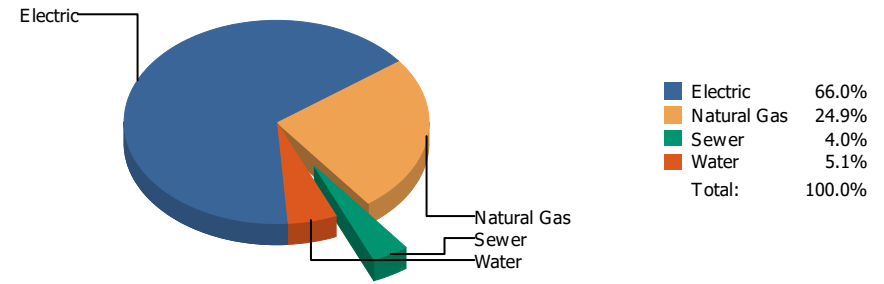


Commodity	Common Use	Energy Use	Energy Use / Area	Total Cost	Cost / Unit	Cost / Area
Place: [CROSBY] CROSBY 113 [BUILDING]						
Area: 83,100 SqFt						
Billing Period: Jan 2022						
ELECTRIC	23,780.00 kWh	81,137 KBtu	0.976 KBtu/SqFt	\$3,209.68	\$0.135 /kWh	\$0.039 /SqFt
NATURALGAS	243.00 CCF	25,029 KBtu	0.301 KBtu/SqFt	\$611.25	\$2.515 /CCF	\$0.007 /SqFt
SEWER	40.00 CCF			\$303.78	\$7.595 /CCF	\$0.004 /SqFt
WATER	12.00 CCF			\$174.78	\$14.565 /CCF	\$0.002 /SqFt
<b>Totals:</b>		<b>106,166 KBtu</b>	<b>1.278 KBtu/SqFt</b>	<b>\$4,299.49</b>		

## Energy

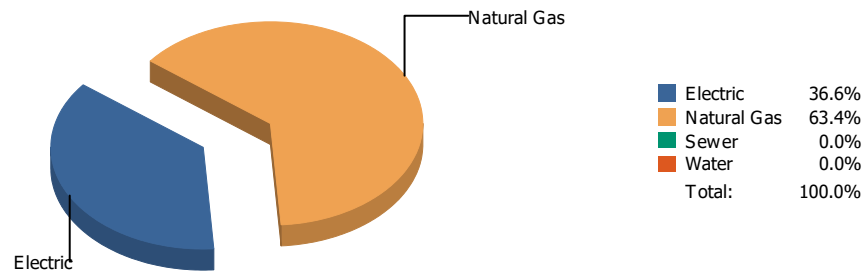


## Cost

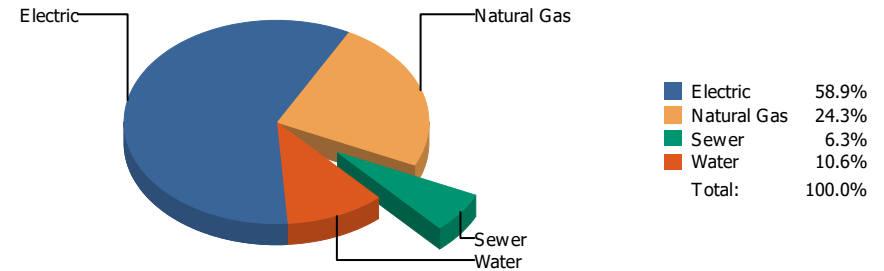


Commodity	Common Use	Energy Use	Energy Use / Area	Total Cost	Cost / Unit	Cost / Area
Place: [DELTA_OPERATIONS_CENTER_] DELTA OPERATIONS CENTER [BUILDING]						
Area: 0 SqFt						
Billing Period: Jan 2022						
ELECTRIC	46,560.00 kWh	158,863 KBtu		\$5,095.88	\$0.109 /kWh	
NATURALGAS	2,218.00 CCF	228,454 KBtu		\$1,924.75	\$0.868 /CCF	
SEWER	32.00 CCF			\$308.88	\$9.653 /CCF	
WATER	40.00 CCF			\$397.13	\$9.928 /CCF	
<b>Totals:</b>		<b>387,317 KBtu</b>		<b>\$7,726.64</b>		

## Energy

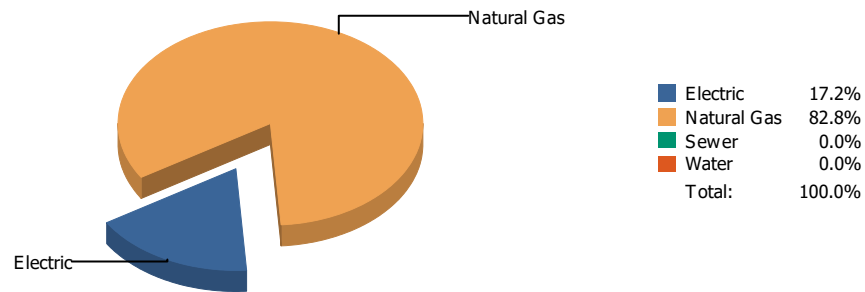


## Cost

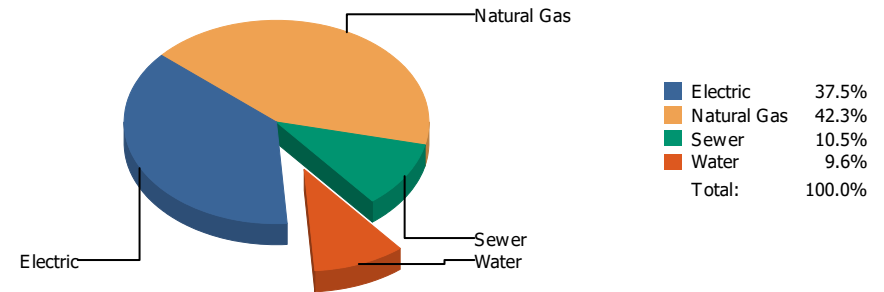


Commodity	Common Use	Energy Use	Energy Use / Area	Total Cost	Cost / Unit	Cost / Area
<b>Place: [DONHASKINSPK8] DON HASKINS PK-8 051 [BUILDING]</b>						
<b>Area: 163,678 SqFt</b>						
<b>Billing Period: Jan 2022</b>						
ELECTRIC	103,285.00 kWh	352,408 KBtu	2.153 KBtu/SqFt	\$13,814.19	\$0.134 /kWh	\$0.084 /SqFt
NATURALGAS	5,923.00 CCF	610,069 KBtu	3.727 KBtu/SqFt	\$5,696.11	\$0.962 /CCF	\$0.035 /SqFt
SEWER	305.00 CCF			\$1,478.39	\$4.847 /CCF	\$0.009 /SqFt
WATER	496.00 CCF			\$2,477.24	\$4.994 /CCF	\$0.015 /SqFt
<b>Totals:</b>		<b>962,477 KBtu</b>	<b>5.880 KBtu/SqFt</b>	<b>\$23,465.93</b>		

## Energy



## Cost



Commodity	Common Use	Energy Use	Energy Use / Area	Total Cost	Cost / Unit	Cost / Area
<b>Place: [DOUGLASS] DOUGLASS      114 [BUILDING]</b> <b>Area: 86,903 SqFt</b> <b>Billing Period: Jan 2022</b>						
ELECTRIC	19,129.00 kWh	65,268 KBtu	0.751 KBtu/SqFt	\$2,782.98	\$0.145 /kWh	\$0.032 /SqFt
NATURALGAS	3,055.00 CCF	314,665 KBtu	3.621 KBtu/SqFt	\$3,137.60	\$1.027 /CCF	\$0.036 /SqFt
SEWER	220.00 CCF			\$781.51	\$3.552 /CCF	\$0.009 /SqFt
WATER	192.00 CCF			\$714.71	\$3.722 /CCF	\$0.008 /SqFt
<b>Totals:</b>		<b>379,933 KBtu</b>	<b>4.372 KBtu/SqFt</b>	<b>\$7,416.80</b>		

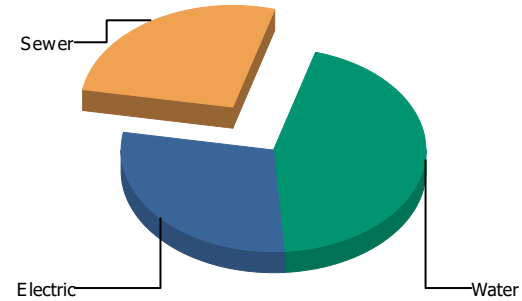
## Energy

Electric



Electric 100.0%  
 Sewer 0.0%  
 Water 0.0%  
 Total: 100.0%

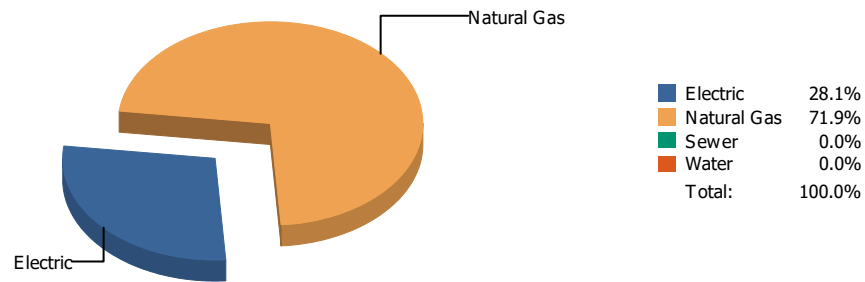
## Cost



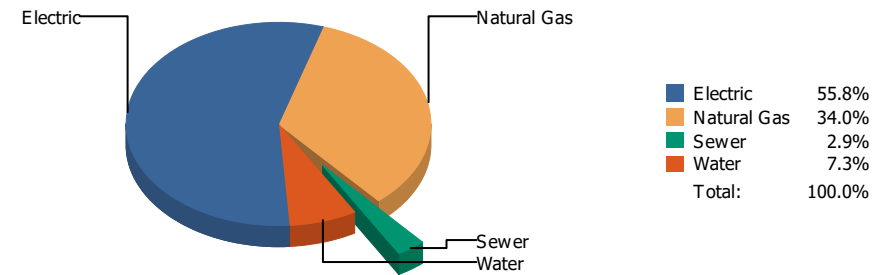
Electric 28.8%  
 Sewer 26.6%  
 Water 44.6%  
 Total: 100.0%

Commodity	Common Use	Energy Use	Energy Use / Area	Total Cost	Cost / Unit	Cost / Area
<b>Place: [DOWELL] DOWELL      115 [BUILDING]</b> <b>Area: 55,801 SqFt</b> <b>Billing Period: Jan 2022</b>						
ELECTRIC	2,000.00 kWh	6,824 KBtu	0.122 KBtu/SqFt	\$240.82	\$0.120 /kWh	\$0.004 /SqFt
SEWER	62.00 CCF			\$222.14	\$3.583 /CCF	\$0.004 /SqFt
WATER	61.00 CCF			\$372.40	\$6.105 /CCF	\$0.007 /SqFt
<b>Totals:</b>		<b>6,824 KBtu</b>	<b>0.122 KBtu/SqFt</b>	<b>\$835.36</b>		

## Energy



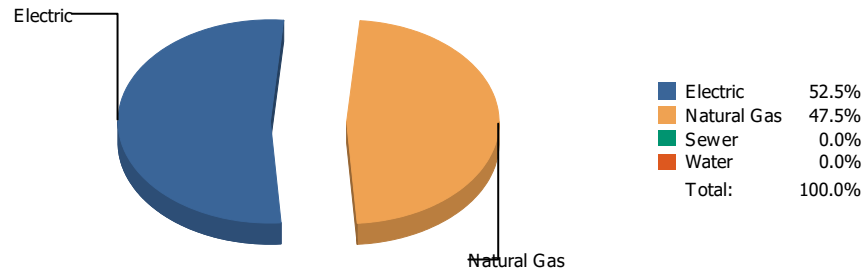
## Cost



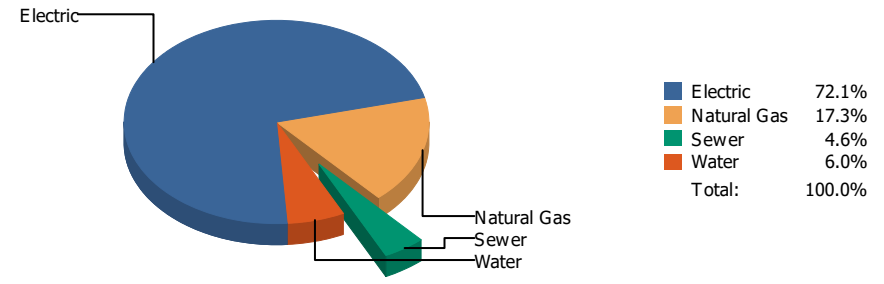
Commodity	Common Use	Energy Use	Energy Use / Area	Total Cost	Cost / Unit	Cost / Area
<b>Place: [DRHORNEDOMIDDLESCHOOL_1] DR. HORNEDO MIDDLE SCHOOL 058 [BUILDING]</b>						
<b>Area: 184,871 SqFt</b>						
<b>Billing Period: Jan 2022</b>						
ELECTRIC	72,600.00 kWh	247,711 KBtu	1.340 KBtu/SqFt	\$9,375.01	\$0.129 /kWh	\$0.051 /SqFt
NATURALGAS	6,156.00 CCF	634,068 KBtu	3.430 KBtu/SqFt	\$5,716.07	\$0.929 /CCF	\$0.031 /SqFt
SEWER	53.00 CCF			\$483.91	\$9.130 /CCF	\$0.003 /SqFt
WATER	166.00 CCF			\$1,221.33	\$7.357 /CCF	\$0.007 /SqFt
<b>Totals:</b>		<b>881,779 KBtu</b>	<b>4.770 KBtu/SqFt</b>	<b>\$16,796.32</b>		



## Energy



## Cost



Commodity	Common Use	Energy Use	Energy Use / Area	Total Cost	Cost / Unit	Cost / Area
Place: [EL-PASO-HIGH] EL PASO HIGH 006 [BUILDING]						
Area: 236,062 SqFt						
Billing Period: Jan 2022						
ELECTRIC	131,061.00 kWh	447,180 KBtu	1.894 KBtu/SqFt	\$22,113.50	\$0.169 /kWh	\$0.093 /SqFt
NATURALGAS	3,929.00 CCF	404,687 KBtu	1.714 KBtu/SqFt	\$5,311.72	\$1.352 /CCF	\$0.022 /SqFt
SEWER	253.00 CCF			\$1,399.11	\$5.530 /CCF	\$0.006 /SqFt
WATER	288.00 CCF			\$1,853.33	\$6.435 /CCF	\$0.008 /SqFt
<b>Totals:</b>		<b>851,867 KBtu</b>	<b>3.609 KBtu/SqFt</b>	<b>\$30,677.66</b>		

## Energy

Electric



■ Electric 100.0%  
Total: 100.0%

## Cost

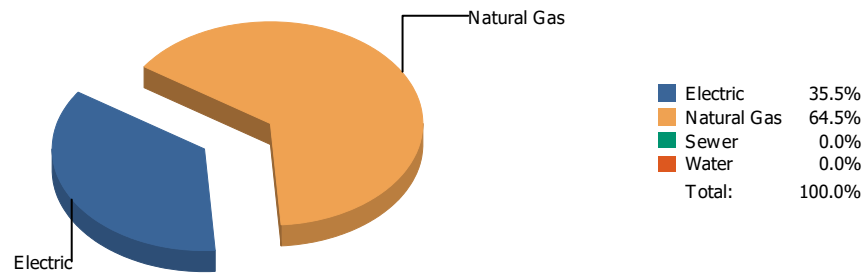
Electric



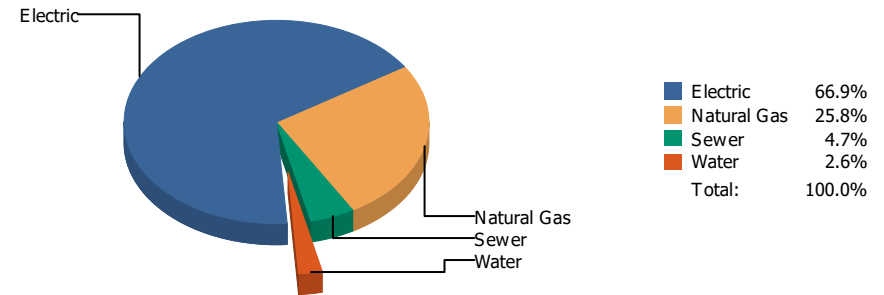
■ Electric 100.0%  
Total: 100.0%

Commodity	Common Use	Energy Use	Energy Use / Area	Total Cost	Cost / Unit	Cost / Area
Place: [FANNIN] FANNIN 116 [BUILDING]						
Area: 73,291 SqFt						
Billing Period: Jan 2022						
ELECTRIC	8,975.00 kWh	30,623 KBtu	0.418 KBtu/SqFt	\$874.24	\$0.097 /kWh	\$0.012 /SqFt
<b>Totals:</b>		<b>30,623 KBtu</b>	<b>0.418 KBtu/SqFt</b>	<b>\$874.24</b>		

## Energy

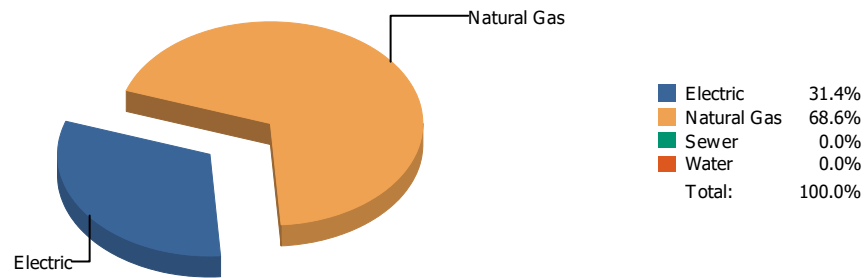


## Cost

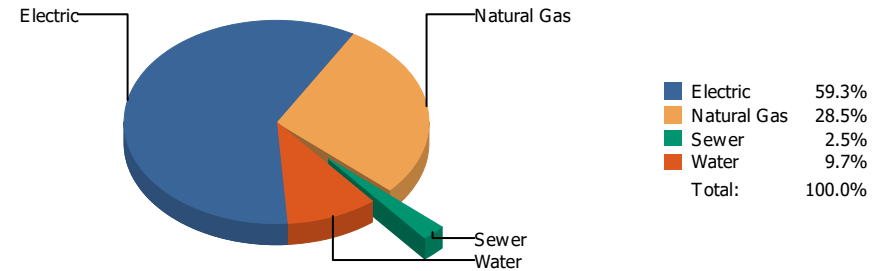


Commodity	Common Use	Energy Use	Energy Use / Area	Total Cost	Cost / Unit	Cost / Area
<b>Place: [FRANKLIN] FRANKLIN HIGH SCHOOL 010 [BUILDING]</b>						
<b>Area: 329,377 SqFt</b>						
<b>Billing Period: Jan 2022</b>						
ELECTRIC	146,403.00 kWh	499,527 KBtu	1.517 KBtu/SqFt	\$21,475.20	\$0.147 /kWh	\$0.065 /SqFt
NATURALGAS	8,814.00 CCF	907,842 KBtu	2.756 KBtu/SqFt	\$8,292.97	\$0.941 /CCF	\$0.025 /SqFt
SEWER	517.00 CCF			\$1,504.71	\$2.910 /CCF	\$0.005 /SqFt
WATER	169.00 CCF			\$838.44	\$4.961 /CCF	\$0.002 /SqFt
<b>Totals:</b>		<b>1,407,369 KBtu</b>	<b>4.273 KBtu/SqFt</b>	<b>\$32,111.32</b>		

## Energy

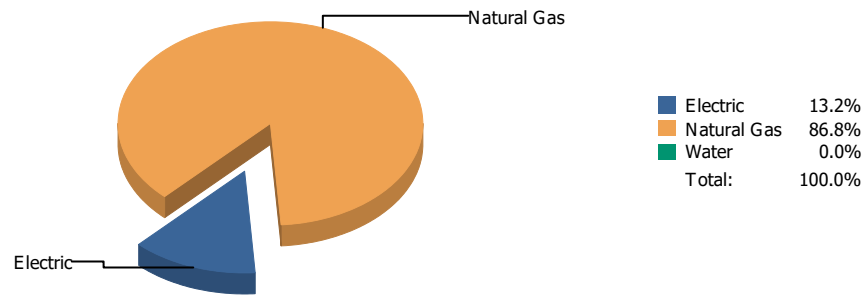


## Cost

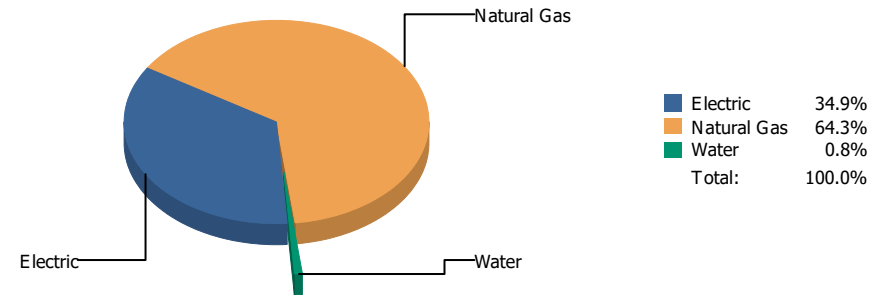


Commodity	Common Use	Energy Use	Energy Use / Area	Total Cost	Cost / Unit	Cost / Area
<b>Place: [FRANKLIN9THGRADECENTER_2] FRANKLIN 9TH GRADE CENTER 053 [BUILDING]</b>						
<b>Area: 193,158 SqFt</b>						
<b>Billing Period: Jan 2022</b>						
ELECTRIC	69,836.00 kWh	238,280 KBtu	1.234 KBtu/SqFt	\$9,828.02	\$0.141 /kWh	\$0.051 /SqFt
NATURALGAS	5,047.00 CCF	519,841 KBtu	2.691 KBtu/SqFt	\$4,723.38	\$0.936 /CCF	\$0.024 /SqFt
SEWER	20.00 CCF			\$411.31	\$20.566 /CCF	\$0.002 /SqFt
WATER	549.00 CCF			\$1,606.44	\$2.926 /CCF	\$0.008 /SqFt
<b>Totals:</b>		<b>758,121 KBtu</b>	<b>3.925 KBtu/SqFt</b>	<b>\$16,569.15</b>		

## Energy

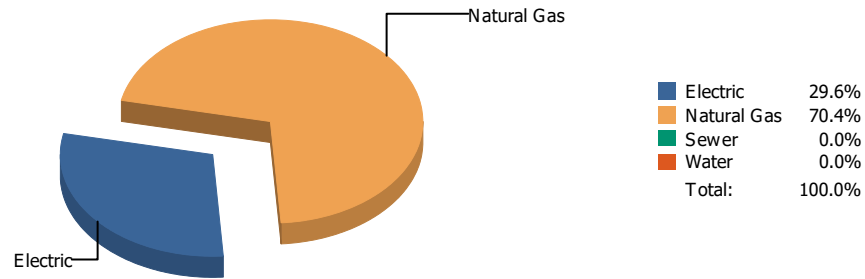


## Cost

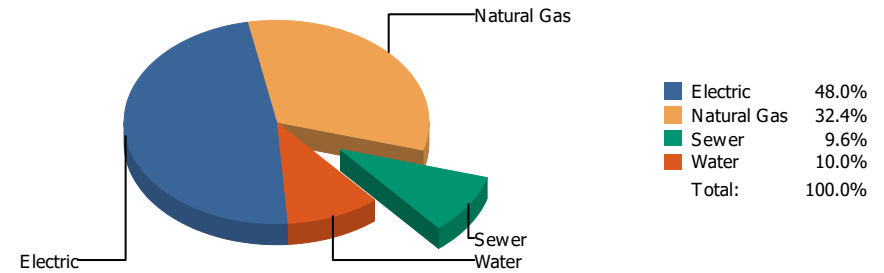


Commodity	Common Use	Energy Use	Energy Use / Area	Total Cost	Cost / Unit	Cost / Area
Place: [GAMBLE] JAMES GAMBLE WAREHOUSE [BUILDING]						
Area: 53,241 SqFt						
Billing Period: Jan 2022						
ELECTRIC	23,400.00 kWh	79,841 KBtu	1.500 KBtu/SqFt	\$2,569.74	\$0.110 /kWh	\$0.048 /SqFt
NATURALGAS	5,081.00 CCF	523,343 KBtu	9.830 KBtu/SqFt	\$4,732.96	\$0.932 /CCF	\$0.089 /SqFt
WATER	0.00 CCF			\$60.68	\$0.000 /CCF	\$0.001 /SqFt
<b>Totals:</b>		<b>603,184 KBtu</b>	<b>11.329 KBtu/SqFt</b>	<b>\$7,363.38</b>		

## Energy

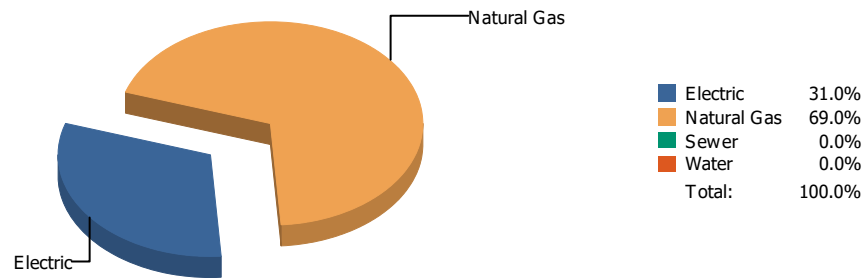


## Cost

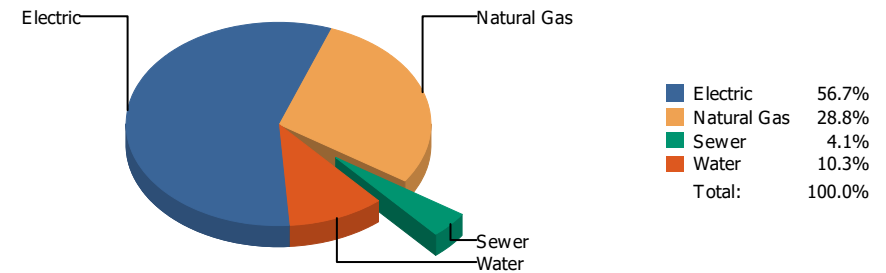


Commodity	Common Use	Energy Use	Energy Use / Area	Total Cost	Cost / Unit	Cost / Area
<b>Place: [GREEN] GREEN ELEMENTARY SCHOOL 162 [BUILDING]</b>						
<b>Area: 88,156 SqFt</b>						
<b>Billing Period: Jan 2022</b>						
ELECTRIC	24,300.00 kWh	82,912 KBtu	0.941 KBtu/SqFt	\$3,148.19	\$0.130 /kWh	\$0.036 /SqFt
NATURALGAS	1,916.00 CCF	197,348 KBtu	2.239 KBtu/SqFt	\$2,121.79	\$1.107 /CCF	\$0.024 /SqFt
SEWER	70.00 CCF			\$629.20	\$8.989 /CCF	\$0.007 /SqFt
WATER	81.00 CCF			\$652.91	\$8.061 /CCF	\$0.007 /SqFt
<b>Totals:</b>		<b>280,260 KBtu</b>	<b>3.179 KBtu/SqFt</b>	<b>\$6,552.09</b>		

## Energy

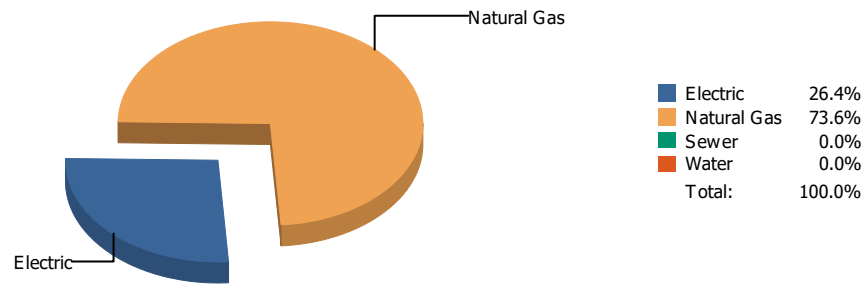


## Cost

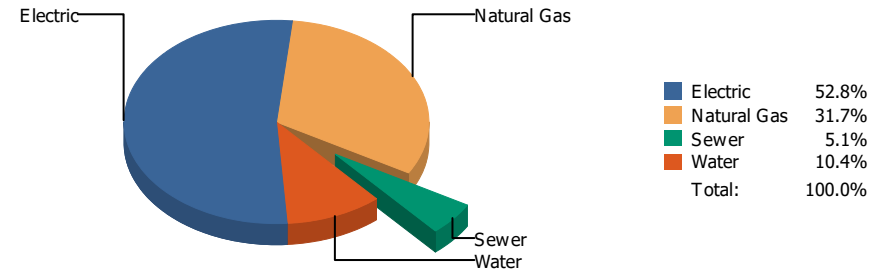


Commodity	Common Use	Energy Use	Energy Use / Area	Total Cost	Cost / Unit	Cost / Area
Place: [GUERRERO] ROSA GUERRERO ELEMENTARY 163 [BUILDING]						
Area: 88,641 SqFt						
Billing Period: Jan 2022						
ELECTRIC	35,860.00 kWh	122,354 KBtu	1.380 KBtu/SqFt	\$5,463.65	\$0.152 /kWh	\$0.062 /SqFt
NATURALGAS	2,639.00 CCF	271,817 KBtu	3.066 KBtu/SqFt	\$2,772.33	\$1.051 /CCF	\$0.031 /SqFt
SEWER	24.00 CCF			\$399.17	\$16.632 /CCF	\$0.004 /SqFt
WATER	342.00 CCF			\$995.12	\$2.910 /CCF	\$0.011 /SqFt
<b>Totals:</b>		<b>394,171 KBtu</b>	<b>4.447 KBtu/SqFt</b>	<b>\$9,630.27</b>		

## Energy



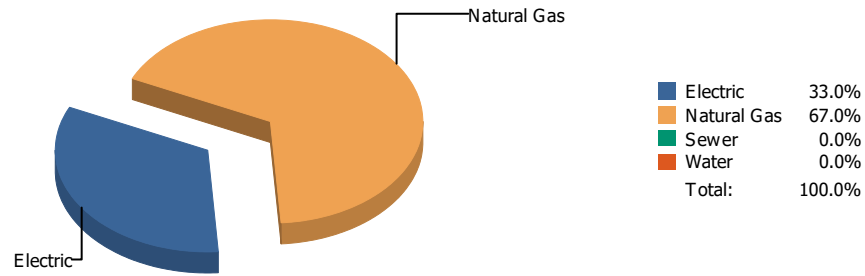
## Cost



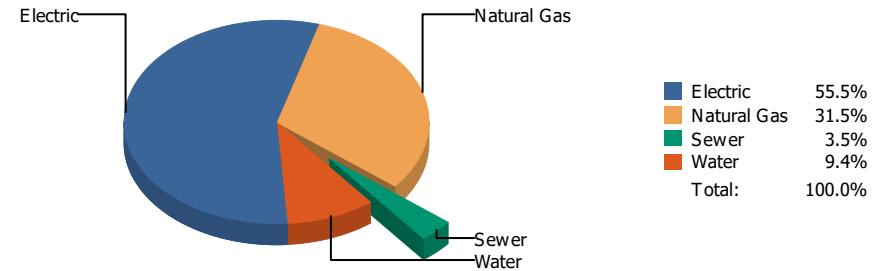
Commodity	Common Use	Energy Use	Energy Use / Area	Total Cost	Cost / Unit	Cost / Area
Place: [GUILLEN] GUILLEN 044 [BUILDING]						
Area: 223,773 SqFt						
Billing Period: Jan 2022						
ELECTRIC	49,727.00 kWh	169,669 KBtu	0.758 KBtu/SqFt	\$7,510.62	\$0.151 /kWh	\$0.033 /SqFt
NATURALGAS	4,587.00 CCF	472,461 KBtu	2.111 KBtu/SqFt	\$4,517.09	\$0.985 /CCF	\$0.020 /SqFt
SEWER	170.00 CCF			\$720.37	\$4.237 /CCF	\$0.003 /SqFt
WATER	406.00 CCF			\$1,481.81	\$3.650 /CCF	\$0.007 /SqFt
<b>Totals:</b>		<b>642,130 KBtu</b>	<b>2.870 KBtu/SqFt</b>	<b>\$14,229.89</b>		



## Energy

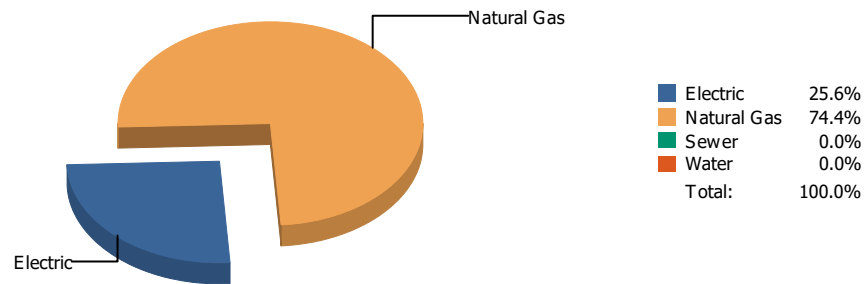


## Cost

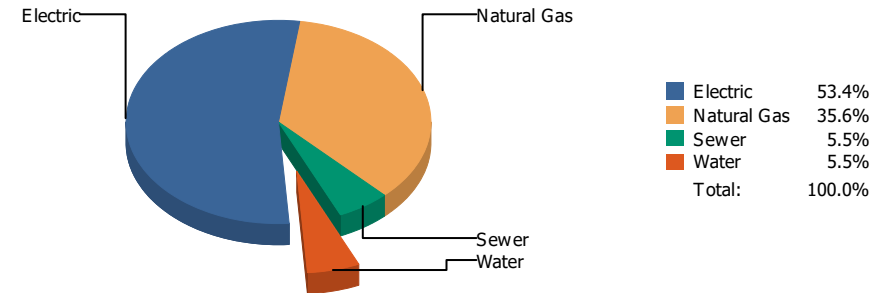


Commodity	Common Use	Energy Use	Energy Use / Area	Total Cost	Cost / Unit	Cost / Area
<b>Place: [HART] HART      118 [BUILDING]</b> <b>Area: 63,357 SqFt</b> <b>Billing Period: Jan 2022</b>						
ELECTRIC	42,480.00 kWh	144,942 KBtu	2.288 KBtu/SqFt	\$4,855.88	\$0.114 /kWh	\$0.077 /SqFt
NATURALGAS	2,851.00 CCF	293,653 KBtu	4.635 KBtu/SqFt	\$2,757.40	\$0.967 /CCF	\$0.044 /SqFt
SEWER	32.00 CCF			\$308.88	\$9.653 /CCF	\$0.005 /SqFt
WATER	108.00 CCF			\$824.16	\$7.631 /CCF	\$0.013 /SqFt
<b>Totals:</b>		<b>438,595 KBtu</b>	<b>6.923 KBtu/SqFt</b>	<b>\$8,746.32</b>		

## Energy

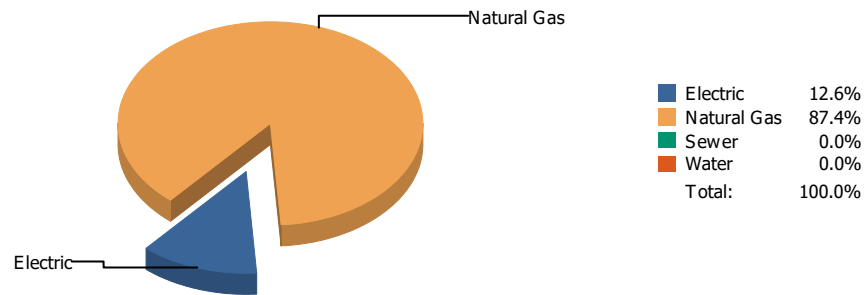


## Cost

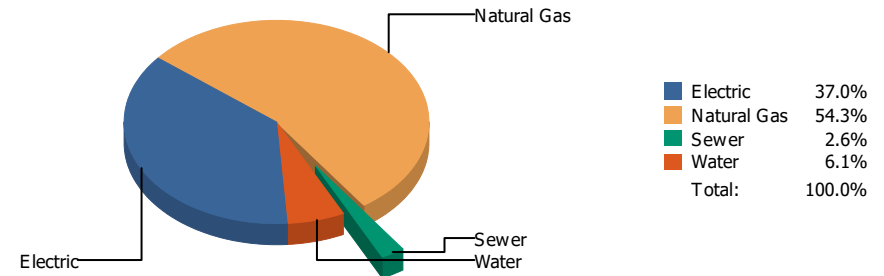


Commodity	Common Use	Energy Use	Energy Use / Area	Total Cost	Cost / Unit	Cost / Area
<b>Place: [HAWKINS] HAWKINS      119 [BUILDING]</b> <b>Area: 57,207 SqFt</b> <b>Billing Period: Jan 2022</b>						
ELECTRIC	26,630.00 kWh	90,862 KBtu	1.588 KBtu/SqFt	\$3,744.08	\$0.141 /kWh	\$0.065 /SqFt
NATURALGAS	2,563.00 CCF	263,989 KBtu	4.615 KBtu/SqFt	\$2,499.75	\$0.975 /CCF	\$0.044 /SqFt
SEWER	78.00 CCF			\$387.38	\$4.966 /CCF	\$0.007 /SqFt
WATER	50.00 CCF			\$386.29	\$7.726 /CCF	\$0.007 /SqFt
<b>Totals:</b>		<b>354,851 KBtu</b>	<b>6.203 KBtu/SqFt</b>	<b>\$7,017.50</b>		

## Energy

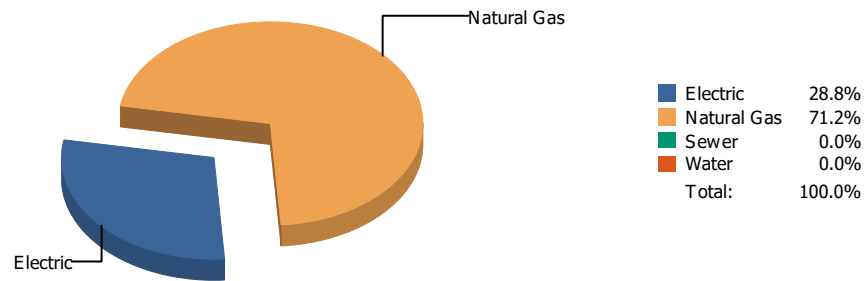


## Cost

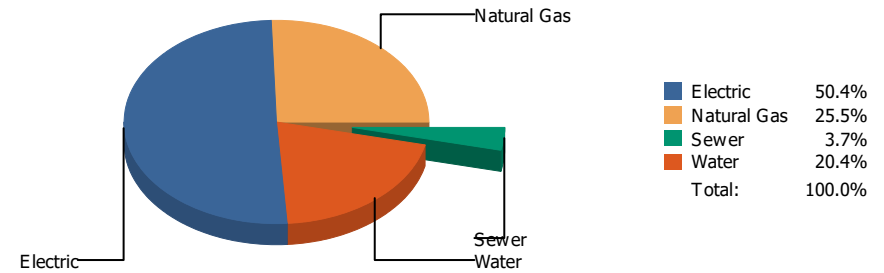


Commodity	Common Use	Energy Use	Energy Use / Area	Total Cost	Cost / Unit	Cost / Area
Place: [HENDERSO] HENDERSON 041 [BUILDING]						
Area: 145,254 SqFt						
Billing Period: Jan 2022						
ELECTRIC	22,297.00 kWh	76,077 KBtu	0.524 KBtu/SqFt	\$3,224.61	\$0.145 /kWh	\$0.022 /SqFt
NATURALGAS	5,131.00 CCF	528,493 KBtu	3.638 KBtu/SqFt	\$4,723.47	\$0.921 /CCF	\$0.032 /SqFt
SEWER	53.00 CCF			\$224.49	\$4.236 /CCF	\$0.002 /SqFt
WATER	64.00 CCF			\$534.16	\$8.346 /CCF	\$0.004 /SqFt
<b>Totals:</b>		<b>604,570 KBtu</b>	<b>4.162 KBtu/SqFt</b>	<b>\$8,706.73</b>		

## Energy



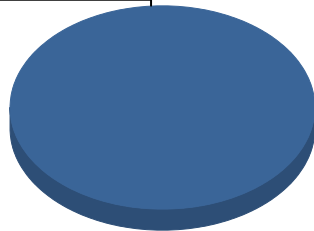
## Cost



Commodity	Common Use	Energy Use	Energy Use / Area	Total Cost	Cost / Unit	Cost / Area
Place: [HERRERA_1] HERRERA ELEMENTARY 174 [BUILDING]						
Area: 86,275 SqFt						
Billing Period: Jan 2022						
ELECTRIC	42,200.00 kWh	143,986 KBtu	1.669 KBtu/SqFt	\$6,518.11	\$0.154 /kWh	\$0.076 /SqFt
NATURALGAS	3,456.00 CCF	355,968 KBtu	4.126 KBtu/SqFt	\$3,299.19	\$0.955 /CCF	\$0.038 /SqFt
SEWER	48.00 CCF			\$472.91	\$9.852 /CCF	\$0.005 /SqFt
WATER	423.00 CCF			\$2,631.02	\$6.220 /CCF	\$0.030 /SqFt
<b>Totals:</b>		<b>499,954 KBtu</b>	<b>5.795 KBtu/SqFt</b>	<b>\$12,921.23</b>		

## Energy

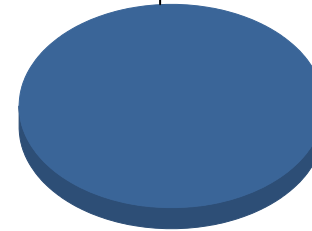
Electric



■ Electric 100.0%  
Total: 100.0%

## Cost

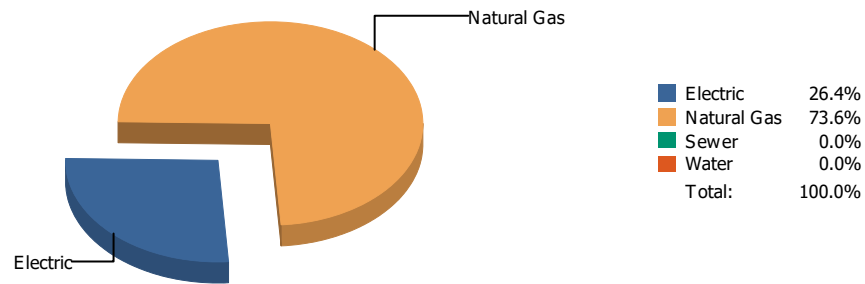
Electric



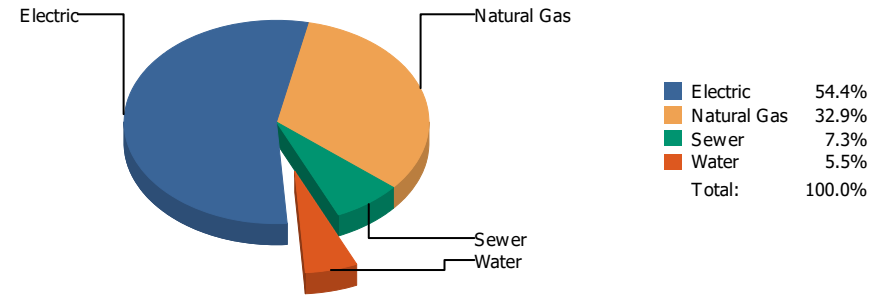
■ Electric 100.0%  
Total: 100.0%

Commodity	Common Use	Energy Use	Energy Use / Area	Total Cost	Cost / Unit	Cost / Area
Place: [HIGHLAND] HIGHLAND/ANNEX 120 [BUILDING]						
Area: 33,705 SqFt						
Billing Period: Jan 2022						
ELECTRIC	29,560.00 kWh	100,859 KBtu	2.992 KBtu/SqFt	\$2,349.14	\$0.079 /kWh	\$0.070 /SqFt
<b>Totals:</b>		<b>100,859 KBtu</b>	<b>2.992 KBtu/SqFt</b>	<b>\$2,349.14</b>		

## Energy

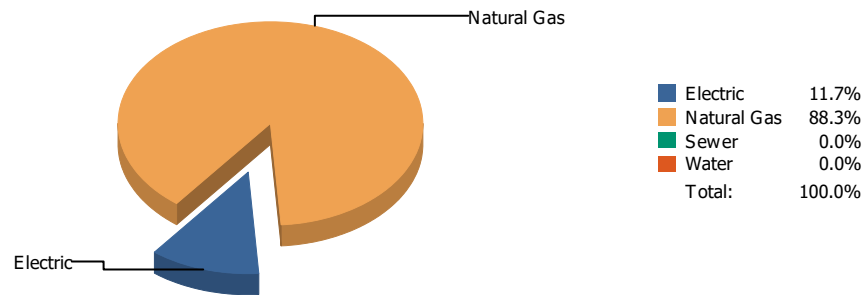


## Cost

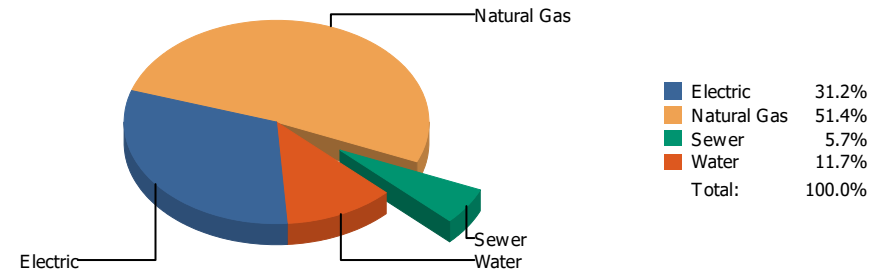


Commodity	Common Use	Energy Use	Energy Use / Area	Total Cost	Cost / Unit	Cost / Area
<b>Place: [HILLSIDE] HILLSIDE 121 [BUILDING]</b> <b>Area: 80,656 SqFt</b> <b>Billing Period: Jan 2022</b>						
ELECTRIC	32,315.00 kWh	110,259 KBtu	1.367 KBtu/SqFt	\$5,408.99	\$0.167 /kWh	\$0.067 /SqFt
NATURALGAS	2,983.00 CCF	307,249 KBtu	3.809 KBtu/SqFt	\$3,273.18	\$1.097 /CCF	\$0.040 /SqFt
SEWER	172.00 CCF			\$724.77	\$4.214 /CCF	\$0.009 /SqFt
WATER	116.00 CCF			\$544.52	\$4.694 /CCF	\$0.007 /SqFt
<b>Totals:</b>		<b>417,508 KBtu</b>	<b>5.176 KBtu/SqFt</b>	<b>\$9,951.46</b>		

## Energy

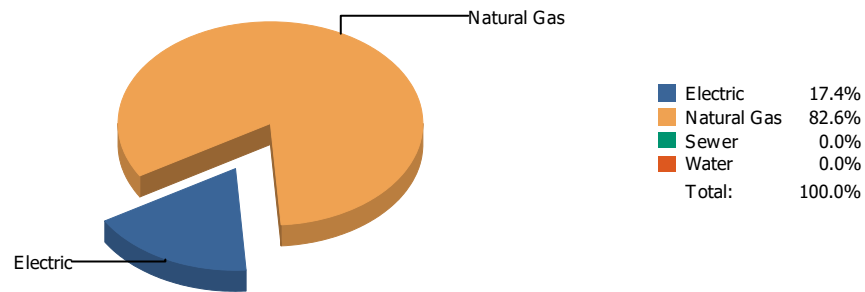


## Cost

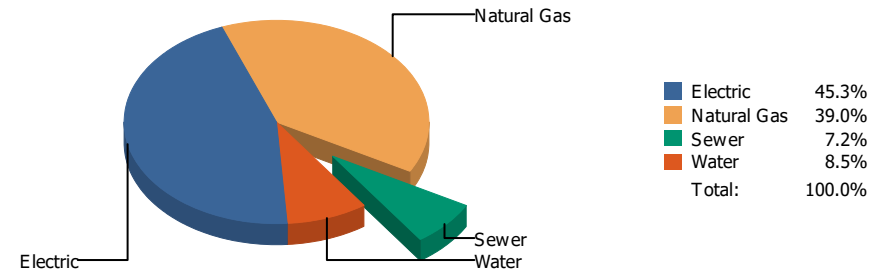


Commodity	Common Use	Energy Use	Energy Use / Area	Total Cost	Cost / Unit	Cost / Area
Place: [HOUSTON] HOUSTON 122 [BUILDING]						
Area: 84,178 SqFt						
Billing Period: Jan 2022						
ELECTRIC	16,320.00 kWh	55,684 KBtu	0.662 KBtu/SqFt	\$2,472.84	\$0.152 /kWh	\$0.029 /SqFt
NATURALGAS	4,099.00 CCF	422,197 KBtu	5.016 KBtu/SqFt	\$4,080.27	\$0.995 /CCF	\$0.048 /SqFt
SEWER	47.00 CCF			\$449.77	\$9.570 /CCF	\$0.005 /SqFt
WATER	154.00 CCF			\$929.87	\$6.038 /CCF	\$0.011 /SqFt
<b>Totals:</b>		<b>477,881 KBtu</b>	<b>5.677 KBtu/SqFt</b>	<b>\$7,932.75</b>		

## Energy



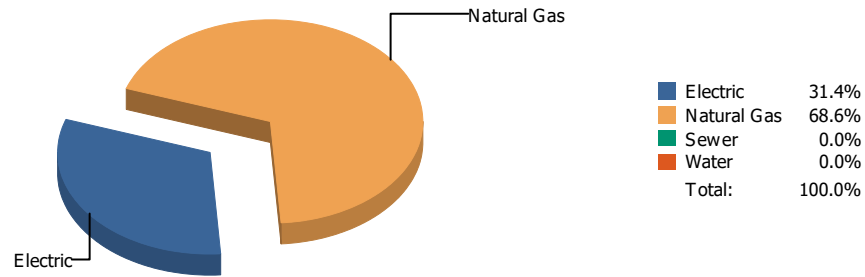
## Cost



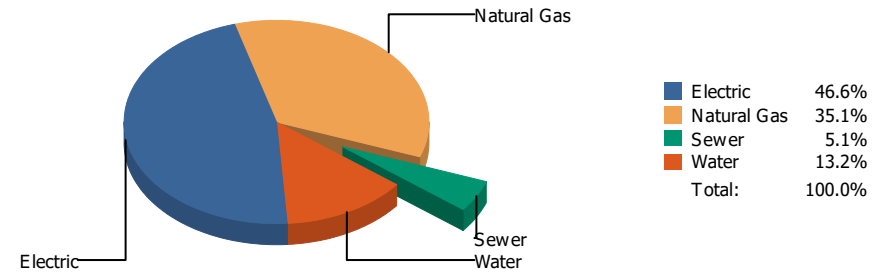
Commodity	Common Use	Energy Use	Energy Use / Area	Total Cost	Cost / Unit	Cost / Area
<b>Place: [HUGHEY] HUGHEY      123 [BUILDING]</b> <b>Area: 74,815 SqFt</b> <b>Billing Period: Jan 2022</b>						
ELECTRIC	21,889.00 kWh	74,685 KBtu	0.998 KBtu/SqFt	\$4,090.90	\$0.187 /kWh	\$0.055 /SqFt
NATURALGAS	3,444.00 CCF	354,732 KBtu	4.741 KBtu/SqFt	\$3,522.63	\$1.023 /CCF	\$0.047 /SqFt
SEWER	90.00 CCF			\$652.26	\$7.247 /CCF	\$0.009 /SqFt
WATER	105.00 CCF			\$769.48	\$7.328 /CCF	\$0.010 /SqFt
<b>Totals:</b>		<b>429,417 KBtu</b>	<b>5.740 KBtu/SqFt</b>	<b>\$9,035.27</b>		



## Energy



## Cost



Commodity	Common Use	Energy Use	Energy Use / Area	Total Cost	Cost / Unit	Cost / Area
<b>Place: [IRVIN] IRVIN      008 [BUILDING]</b> <b>Area: 303,804 SqFt</b> <b>Billing Period: Jan 2022</b>						
ELECTRIC	136,266.00 kWh	464,940 KBtu	1.530 KBtu/SqFt	\$14,379.38	\$0.106 /kWh	\$0.047 /SqFt
NATURALGAS	9,884.00 CCF	1,018,052 KBtu	3.351 KBtu/SqFt	\$10,812.86	\$1.094 /CCF	\$0.035 /SqFt
SEWER	601.00 CCF			\$1,560.68	\$2.597 /CCF	\$0.005 /SqFt
WATER	1,129.00 CCF			\$4,075.18	\$3.610 /CCF	\$0.013 /SqFt
<b>Totals:</b>		<b>1,482,992 KBtu</b>	<b>4.881 KBtu/SqFt</b>	<b>\$30,828.10</b>		

## Energy

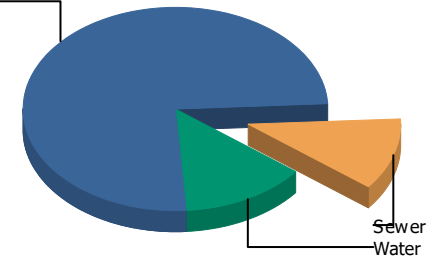
Electric



Electric 100.0%  
 Sewer 0.0%  
 Water 0.0%  
 Total: 100.0%

## Cost

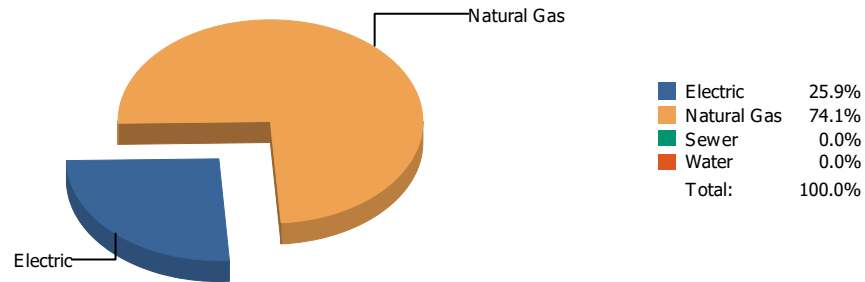
Electric



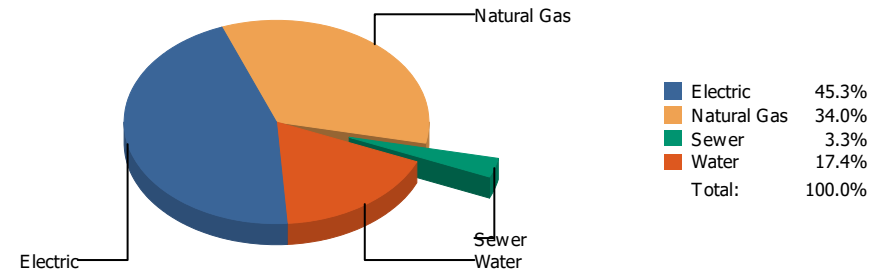
Electric 75.2%  
 Sewer 11.4%  
 Water 13.3%  
 Total: 100.0%

Commodity	Common Use	Energy Use	Energy Use / Area	Total Cost	Cost / Unit	Cost / Area
Place: [J_V_TINAJERO] J. V. TINAJERO 000 [ORGANIZATION]						
* Area Missing						
Billing Period: Jan 2022						
ELECTRIC	34,000.00 kWh	116,008 KBtu		\$3,860.59	\$0.114 /kWh	
SEWER	100.00 CCF			\$587.31	\$5.873 /CCF	
WATER	40.00 CCF			\$684.10	\$17.103 /CCF	
<b>Totals:</b>		<b>116,008 KBtu</b>		<b>\$5,132.00</b>		

## Energy

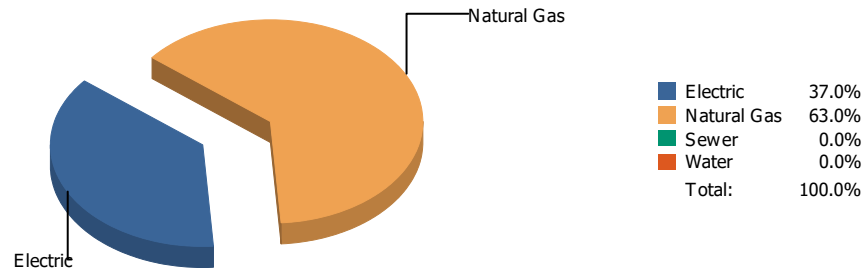


## Cost

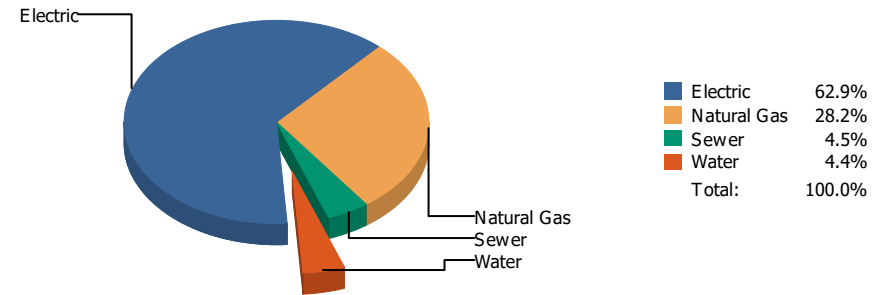


Commodity	Common Use	Energy Use	Energy Use / Area	Total Cost	Cost / Unit	Cost / Area
Place: [JEFFERSN] JEFFERSON 009 [BUILDING]						
Area: 257,708 SqFt						
Billing Period: Jan 2022						
ELECTRIC	77,277.00 kWh	263,669 KBtu	1.023 KBtu/SqFt	\$10,624.71	\$0.137 /kWh	\$0.041 /SqFt
NATURALGAS	7,315.00 CCF	753,445 KBtu	2.924 KBtu/SqFt	\$7,979.08	\$1.091 /CCF	\$0.031 /SqFt
SEWER	81.00 CCF			\$775.45	\$9.573 /CCF	\$0.003 /SqFt
WATER	606.00 CCF			\$4,072.26	\$6.720 /CCF	\$0.016 /SqFt
<b>Totals:</b>		<b>1,017,114 KBtu</b>	<b>3.947 KBtu/SqFt</b>	<b>\$23,451.50</b>		

## Energy

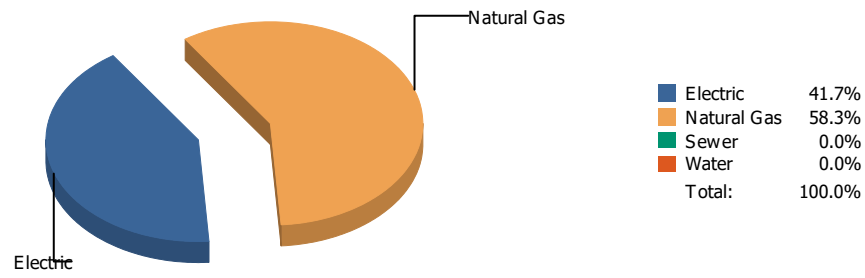


## Cost

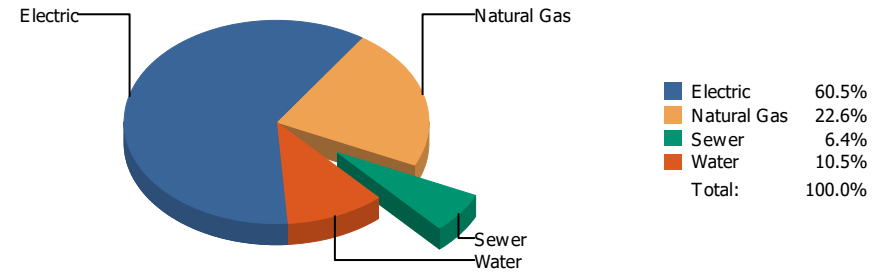


Commodity	Common Use	Energy Use	Energy Use / Area	Total Cost	Cost / Unit	Cost / Area
Place: [JOHNSON] L.B. JOHNSON 155 [BUILDING]						
Area: 87,993 SqFt						
Billing Period: Jan 2022						
ELECTRIC	38,300.00 kWh	130,680 KBtu	1.485 KBtu/SqFt	\$4,773.72	\$0.125 /kWh	\$0.054 /SqFt
NATURALGAS	2,159.00 CCF	222,377 KBtu	2.527 KBtu/SqFt	\$2,138.14	\$0.990 /CCF	\$0.024 /SqFt
SEWER	48.00 CCF			\$344.08	\$7.168 /CCF	\$0.004 /SqFt
WATER	40.00 CCF			\$336.45	\$8.411 /CCF	\$0.004 /SqFt
<b>Totals:</b>		<b>353,057 KBtu</b>	<b>4.012 KBtu/SqFt</b>	<b>\$7,592.39</b>		

## Energy

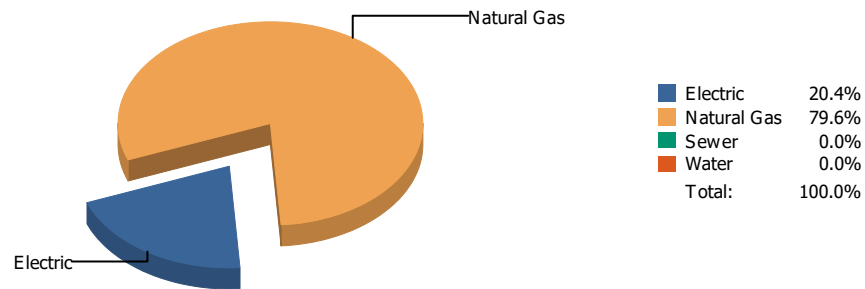


## Cost

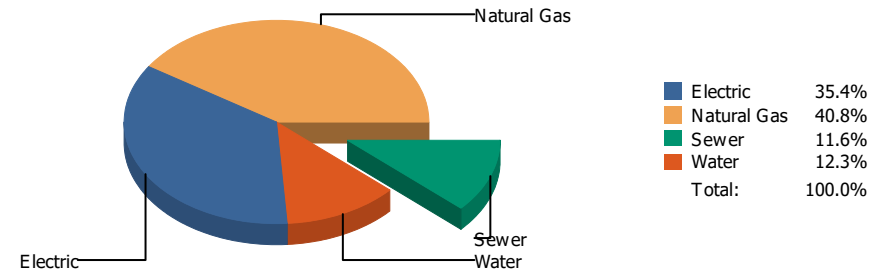


Commodity	Common Use	Energy Use	Energy Use / Area	Total Cost	Cost / Unit	Cost / Area
<b>Place: [KOHLBERG] KOHLBERG ELEMENTARY [BUILDING]</b>						
<b>Area: 99,884 SqFt</b>						
<b>Billing Period: Jan 2022</b>						
ELECTRIC	42,080.00 kWh	143,577 KBtu	1.437 KBtu/SqFt	\$5,725.11	\$0.136 /kWh	\$0.057 /SqFt
NATURALGAS	1,945.00 CCF	200,335 KBtu	2.006 KBtu/SqFt	\$2,141.34	\$1.101 /CCF	\$0.021 /SqFt
SEWER	126.00 CCF			\$601.42	\$4.773 /CCF	\$0.006 /SqFt
WATER	243.00 CCF			\$989.97	\$4.074 /CCF	\$0.010 /SqFt
<b>Totals:</b>		<b>343,912 KBtu</b>	<b>3.443 KBtu/SqFt</b>	<b>\$9,457.84</b>		

## Energy

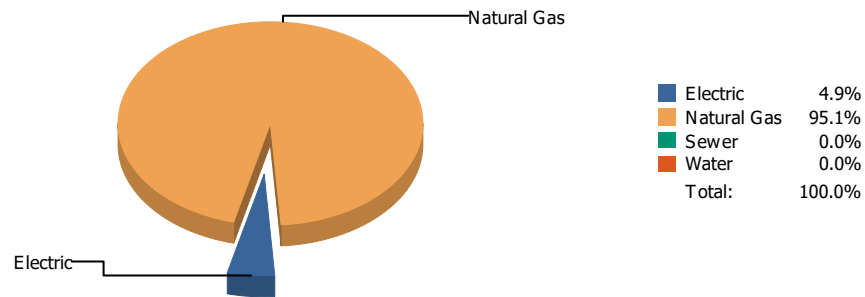


## Cost

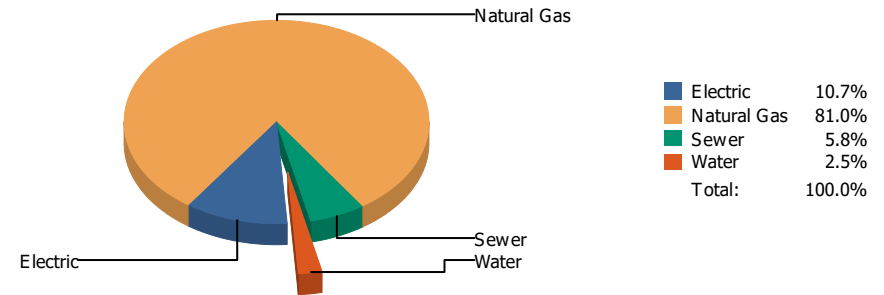


Commodity	Common Use	Energy Use	Energy Use / Area	Total Cost	Cost / Unit	Cost / Area
<b>Place: [LAMAR] LAMAR      125 [BUILDING]</b> <b>Area: 76,252 SqFt</b> <b>Billing Period: Jan 2022</b>						
ELECTRIC	15,300.00 kWh	52,204 KBtu	0.685 KBtu/SqFt	\$2,066.96	\$0.135 /kWh	\$0.027 /SqFt
NATURALGAS	1,981.00 CCF	204,043 KBtu	2.676 KBtu/SqFt	\$2,379.46	\$1.201 /CCF	\$0.031 /SqFt
SEWER	42.00 CCF			\$677.25	\$16.125 /CCF	\$0.009 /SqFt
WATER	87.00 CCF			\$715.37	\$8.223 /CCF	\$0.009 /SqFt
<b>Totals:</b>		<b>256,247 KBtu</b>	<b>3.361 KBtu/SqFt</b>	<b>\$5,839.04</b>		

## Energy

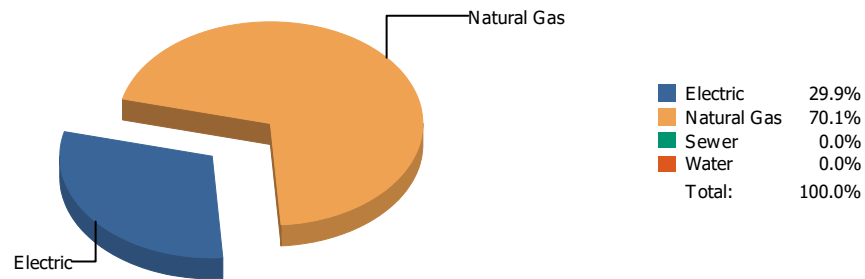


## Cost

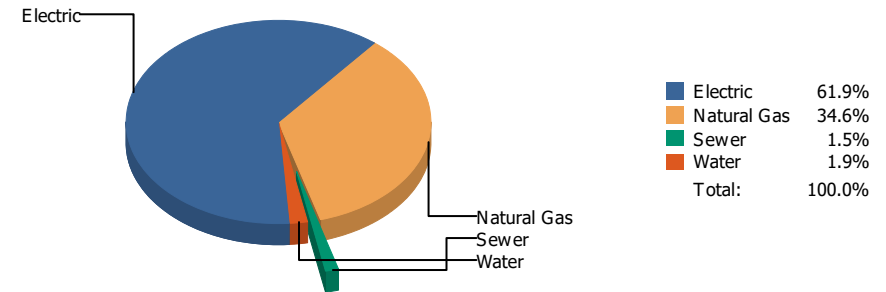


Commodity	Common Use	Energy Use	Energy Use / Area	Total Cost	Cost / Unit	Cost / Area
Place: [LIVE-MAT] LIVE MATERIAL CENTER 929 [BUILDING]						
Area: 2,483 SqFt						
Billing Period: Jan 2022						
ELECTRIC	216.00 kWh	737 KBtu	0.297 KBtu/SqFt	\$68.52	\$0.317 /kWh	\$0.028 /SqFt
NATURALGAS	140.00 CCF	14,420 KBtu	5.807 KBtu/SqFt	\$517.82	\$3.699 /CCF	\$0.208 /SqFt
SEWER	1.00 CCF			\$37.22	\$37.220 /CCF	\$0.015 /SqFt
WATER	0.00 CCF			\$15.96	\$0.000 /CCF	\$0.006 /SqFt
<b>Totals:</b>		<b>15,157 KBtu</b>	<b>6.104 KBtu/SqFt</b>	<b>\$639.52</b>		

## Energy



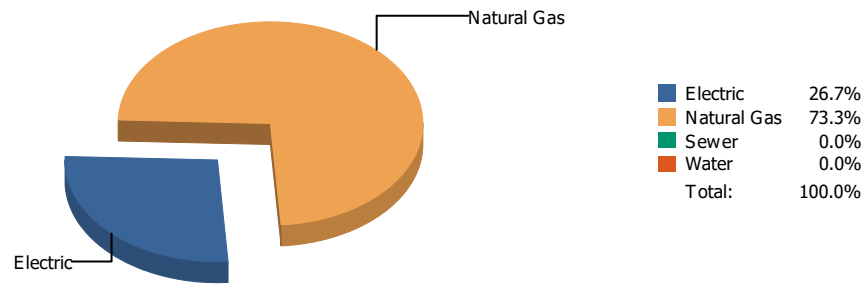
## Cost



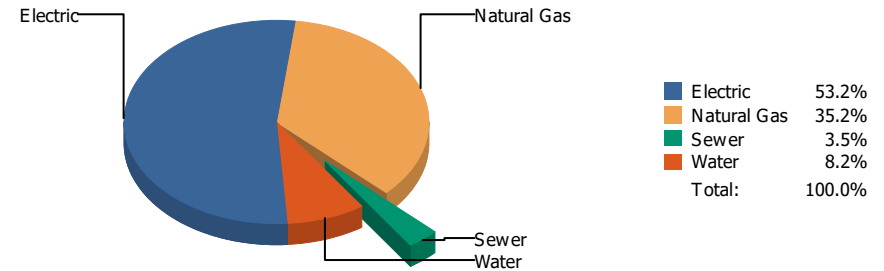
Commodity	Common Use	Energy Use	Energy Use / Area	Total Cost	Cost / Unit	Cost / Area
<b>Place: [LOGAN] LOGAN      128 [BUILDING]</b> <b>Area: 72,248 SqFt</b> <b>Billing Period: Jan 2022</b>						
ELECTRIC	34,800.00 kWh	118,738 KBtu	1.643 KBtu/SqFt	\$4,673.12	\$0.134 /kWh	\$0.065 /SqFt
NATURALGAS	2,699.00 CCF	277,997 KBtu	3.848 KBtu/SqFt	\$2,610.84	\$0.967 /CCF	\$0.036 /SqFt
SEWER	4.00 CCF			\$116.69	\$29.173 /CCF	\$0.002 /SqFt
WATER	10.00 CCF			\$144.31	\$14.431 /CCF	\$0.002 /SqFt
<b>Totals:</b>		<b>396,735 KBtu</b>	<b>5.491 KBtu/SqFt</b>	<b>\$7,544.96</b>		



## Energy

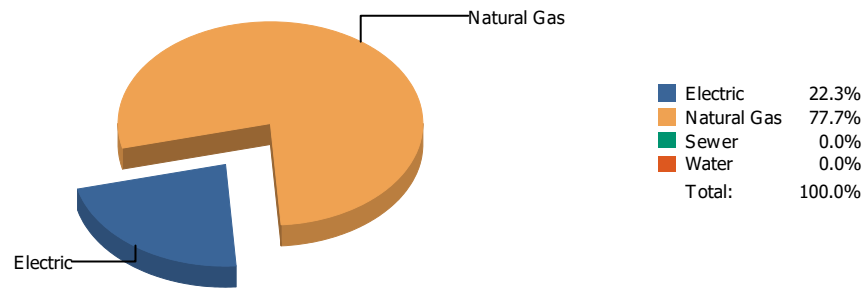


## Cost

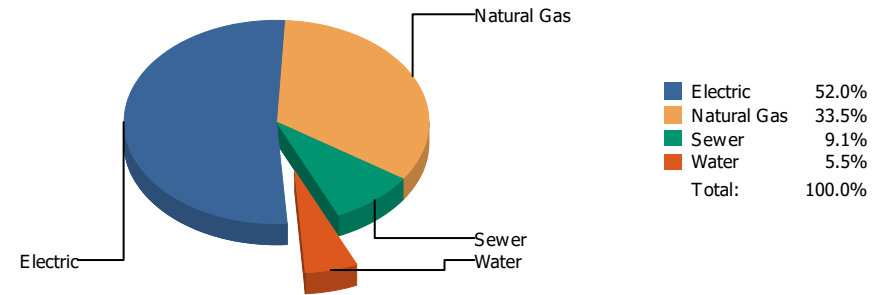


Commodity	Common Use	Energy Use	Energy Use / Area	Total Cost	Cost / Unit	Cost / Area
Place: [LUNDY_2] LUNDY 177 [BUILDING]						
Area: 112,731 SqFt						
Billing Period: Jan 2022						
ELECTRIC	52,200.00 kWh	178,106 KBtu	1.580 KBtu/SqFt	\$7,041.15	\$0.135 /kWh	\$0.062 /SqFt
NATURALGAS	4,749.00 CCF	489,147 KBtu	4.339 KBtu/SqFt	\$4,656.75	\$0.981 /CCF	\$0.041 /SqFt
SEWER	41.00 CCF			\$457.51	\$11.159 /CCF	\$0.004 /SqFt
WATER	140.00 CCF			\$1,086.55	\$7.761 /CCF	\$0.010 /SqFt
<b>Totals:</b>		<b>667,253 KBtu</b>	<b>5.919 KBtu/SqFt</b>	<b>\$13,241.96</b>		

## Energy

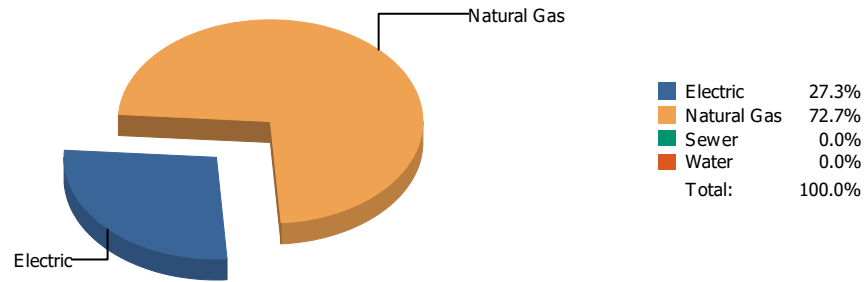


## Cost

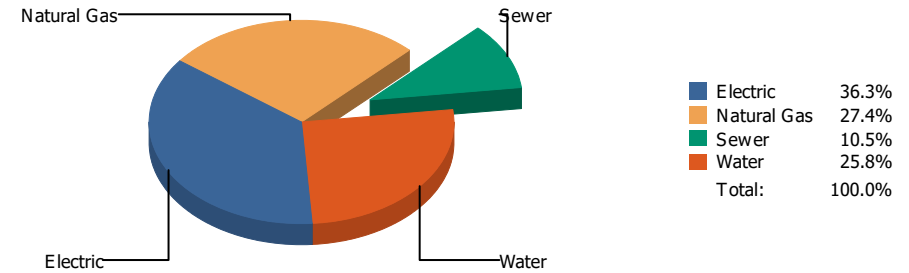


Commodity	Common Use	Energy Use	Energy Use / Area	Total Cost	Cost / Unit	Cost / Area
Place: [MAC] MACARTHUR 129 [BUILDING]						
Area: 143,341 SqFt						
Billing Period: Jan 2022						
ELECTRIC	57,600.00 kWh	196,531 KBtu	1.371 KBtu/SqFt	\$9,511.74	\$0.165 /kWh	\$0.066 /SqFt
NATURALGAS	6,642.00 CCF	684,126 KBtu	4.773 KBtu/SqFt	\$6,124.02	\$0.922 /CCF	\$0.043 /SqFt
SEWER	647.00 CCF			\$1,661.88	\$2.569 /CCF	\$0.012 /SqFt
WATER	160.00 CCF			\$1,001.38	\$6.259 /CCF	\$0.007 /SqFt
<b>Totals:</b>		<b>880,657 KBtu</b>	<b>6.144 KBtu/SqFt</b>	<b>\$18,299.02</b>		

## Energy

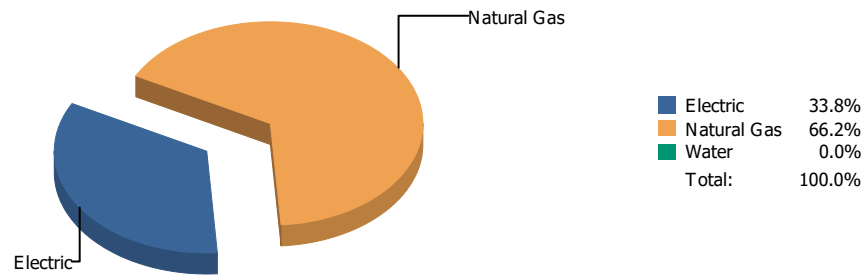


## Cost

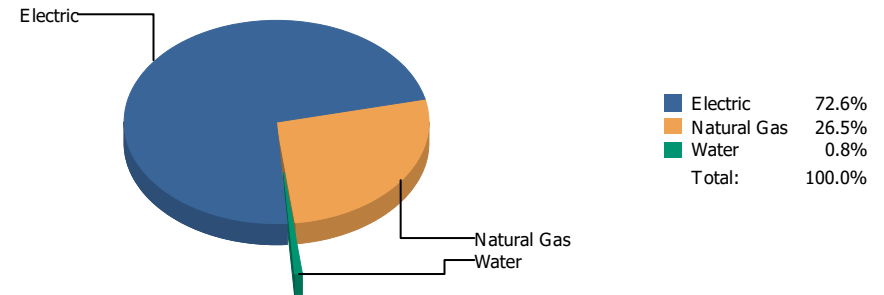


Commodity	Common Use	Energy Use	Energy Use / Area	Total Cost	Cost / Unit	Cost / Area
Place: [MAGOFFIN] MAGOFFIN 047 [BUILDING]						
Area: 76,378 SqFt						
Billing Period: Jan 2022						
ELECTRIC	9,795.00 kWh	33,421 KBtu	0.438 KBtu/SqFt	\$1,293.86	\$0.132 /kWh	\$0.017 /SqFt
NATURALGAS	865.00 CCF	89,095 KBtu	1.167 KBtu/SqFt	\$976.07	\$1.128 /CCF	\$0.013 /SqFt
SEWER	3.00 CCF			\$373.91	\$124.637 /CCF	\$0.005 /SqFt
WATER	60.00 CCF			\$920.12	\$15.335 /CCF	\$0.012 /SqFt
<b>Totals:</b>		<b>122,516 KBtu</b>	<b>1.604 KBtu/SqFt</b>	<b>\$3,563.96</b>		

## Energy

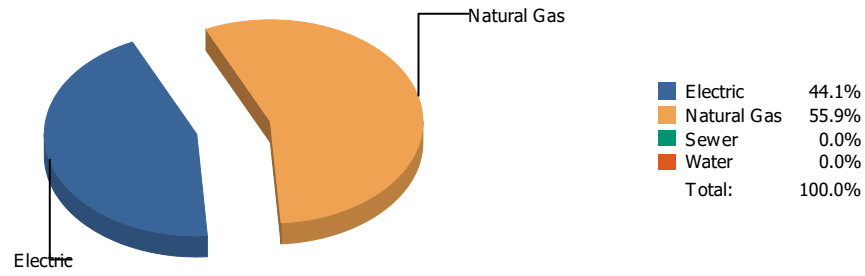


## Cost

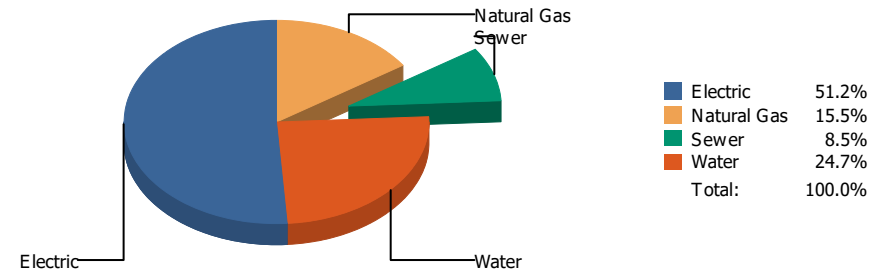


Commodity	Common Use	Energy Use	Energy Use / Area	Total Cost	Cost / Unit	Cost / Area
Place: [MAGOFFINNEWMIDDLESCHOOL] MAGOFFIN NEW MIDDLE SCHOOL [BUILDING]						
Area: 116,136 SqFt						
Billing Period: Jan 2022						
ELECTRIC	57,800.00 kWh	197,214 KBtu	1.698 KBtu/SqFt	\$9,715.95	\$0.168 /kWh	\$0.084 /SqFt
NATURALGAS	3,751.00 CCF	386,353 KBtu	3.327 KBtu/SqFt	\$3,547.92	\$0.946 /CCF	\$0.031 /SqFt
WATER	0.00 CCF			\$112.92	\$0.000 /CCF	\$0.001 /SqFt
<b>Totals:</b>		<b>583,567 KBtu</b>	<b>5.025 KBtu/SqFt</b>	<b>\$13,376.79</b>		

## Energy

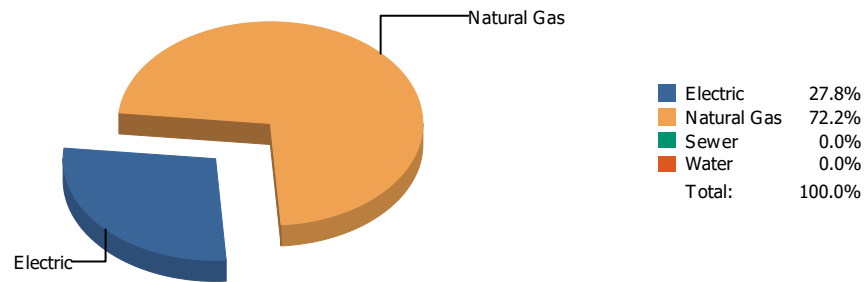


## Cost

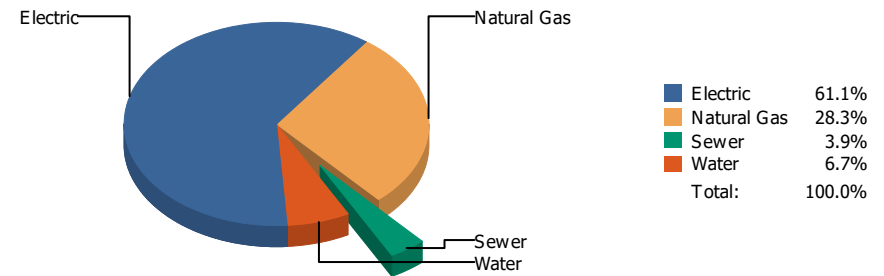


Commodity	Common Use	Energy Use	Energy Use / Area	Total Cost	Cost / Unit	Cost / Area
<b>Place: [MAXINE] MAXINE SILVA HEALTH MAGNET 011 [BUILDING]</b>						
<b>Area: 80,909 SqFt</b>						
<b>Billing Period: Jan 2022</b>						
ELECTRIC	38,700.00 kWh	132,044 KBtu	1.632 KBtu/SqFt	\$5,467.46	\$0.141 /kWh	\$0.068 /SqFt
NATURALGAS	1,624.00 CCF	167,272 KBtu	2.067 KBtu/SqFt	\$1,659.21	\$1.022 /CCF	\$0.021 /SqFt
SEWER	304.00 CCF			\$907.28	\$2.984 /CCF	\$0.011 /SqFt
WATER	708.00 CCF			\$2,637.35	\$3.725 /CCF	\$0.033 /SqFt
<b>Totals:</b>		<b>299,316 KBtu</b>	<b>3.699 KBtu/SqFt</b>	<b>\$10,671.30</b>		

## Energy



## Cost



Commodity	Common Use	Energy Use	Energy Use / Area	Total Cost	Cost / Unit	Cost / Area
Place: [MESITA] MESITA 130 [BUILDING]						
Area: 100,583 SqFt						
Billing Period: Jan 2022						
ELECTRIC	34,800.00 kWh	118,738 KBtu	1.180 KBtu/SqFt	\$6,627.53	\$0.190 /kWh	\$0.066 /SqFt
NATURALGAS	2,988.00 CCF	307,764 KBtu	3.060 KBtu/SqFt	\$3,074.98	\$1.029 /CCF	\$0.031 /SqFt
SEWER	24.00 CCF			\$420.11	\$17.505 /CCF	\$0.004 /SqFt
WATER	100.00 CCF			\$724.10	\$7.241 /CCF	\$0.007 /SqFt
<b>Totals:</b>		<b>426,502 KBtu</b>	<b>4.240 KBtu/SqFt</b>	<b>\$10,846.72</b>		

## Energy

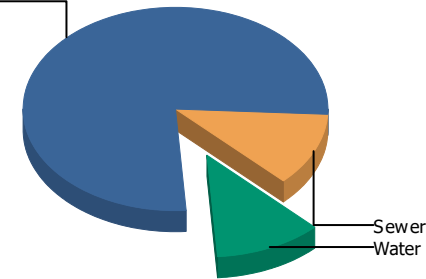
Electric



Electric 100.0%  
Sewer 0.0%  
Water 0.0%  
Total: 100.0%

## Cost

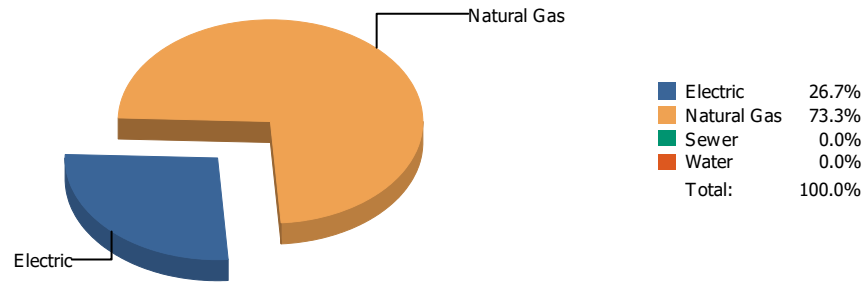
Electric



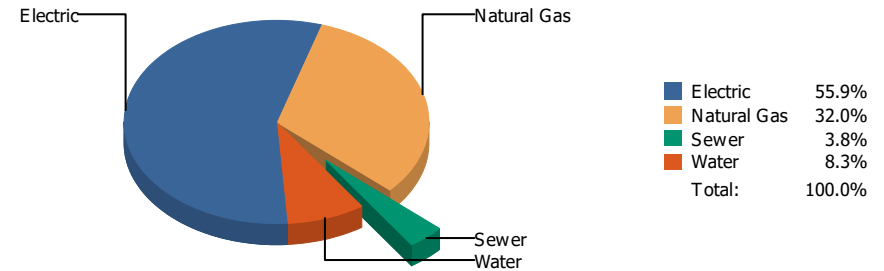
Electric 77.0%  
Sewer 11.7%  
Water 11.3%  
Total: 100.0%

Commodity	Common Use	Energy Use	Energy Use / Area	Total Cost	Cost / Unit	Cost / Area
Place: [MILAM] MILAM 131 [BUILDING]						
Area: 63,641 SqFt						
Billing Period: Jan 2022						
ELECTRIC	15,000.00 kWh	51,180 KBtu	0.804 KBtu/SqFt	\$2,242.12	\$0.149 /kWh	\$0.035 /SqFt
SEWER	46.00 CCF			\$339.68	\$7.384 /CCF	\$0.005 /SqFt
WATER	37.00 CCF			\$329.25	\$8.899 /CCF	\$0.005 /SqFt
<b>Totals:</b>		<b>51,180 KBtu</b>	<b>0.804 KBtu/SqFt</b>	<b>\$2,911.05</b>		

## Energy



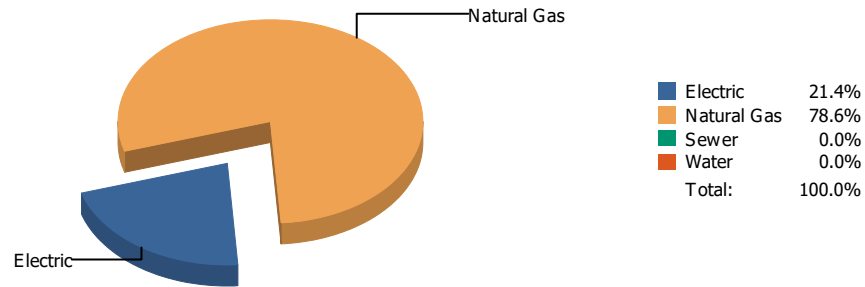
## Cost



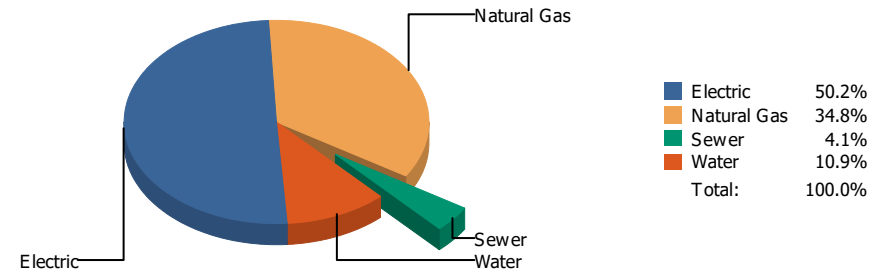
Commodity	Common Use	Energy Use	Energy Use / Area	Total Cost	Cost / Unit	Cost / Area
Place: [MOREHEAD] MOREHEAD 046 [BUILDING]						
Area: 119,353 SqFt						
Billing Period: Jan 2022						
ELECTRIC	52,173.00 kWh	178,014 KBtu	1.491 KBtu/SqFt	\$7,783.31	\$0.149 /kWh	\$0.065 /SqFt
NATURALGAS	4,754.00 CCF	489,662 KBtu	4.103 KBtu/SqFt	\$4,461.09	\$0.938 /CCF	\$0.037 /SqFt
SEWER	76.00 CCF			\$534.51	\$7.033 /CCF	\$0.004 /SqFt
WATER	349.00 CCF			\$1,155.87	\$3.312 /CCF	\$0.010 /SqFt
<b>Totals:</b>		<b>667,676 KBtu</b>	<b>5.594 KBtu/SqFt</b>	<b>\$13,934.78</b>		



## Energy

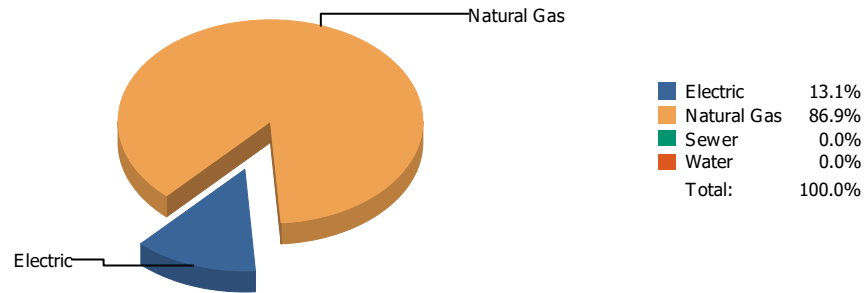


## Cost

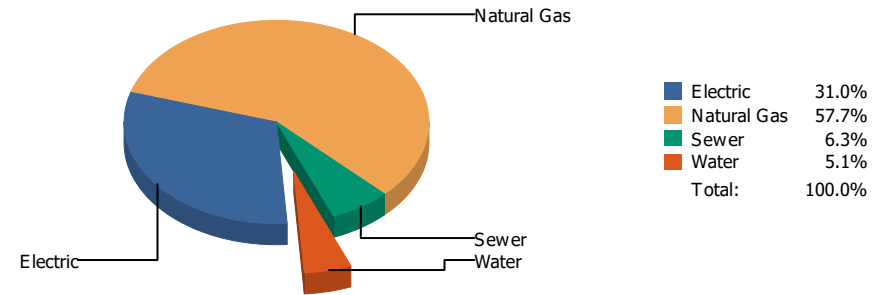


Commodity	Common Use	Energy Use	Energy Use / Area	Total Cost	Cost / Unit	Cost / Area
<b>Place: [MOYE_2] MOYE [BUILDING]</b>						
<b>Area: 93,197 SqFt</b>						
<b>Billing Period: Jan 2022</b>						
ELECTRIC	30,480.00 kWh	103,998 KBtu	1.116 KBtu/SqFt	\$5,067.06	\$0.166 /kWh	\$0.054 /SqFt
NATURALGAS	3,707.00 CCF	381,821 KBtu	4.097 KBtu/SqFt	\$3,508.73	\$0.947 /CCF	\$0.038 /SqFt
SEWER	23.00 CCF			\$417.91	\$18.170 /CCF	\$0.004 /SqFt
WATER	197.00 CCF			\$1,095.28	\$5.560 /CCF	\$0.012 /SqFt
<b>Totals:</b>		<b>485,819 KBtu</b>	<b>5.213 KBtu/SqFt</b>	<b>\$10,088.98</b>		

## Energy



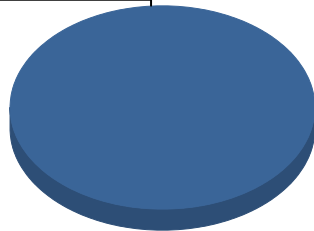
## Cost



Commodity	Common Use	Energy Use	Energy Use / Area	Total Cost	Cost / Unit	Cost / Area
<b>Place: [MULTI-MEDIACENTER] MULTI-MEDIA CENTER [BUILDING]</b>						
<b>Area: 27,633 SqFt</b>						
<b>Billing Period: Jan 2022</b>						
ELECTRIC	10,945.00 kWh	37,344 KBtu	1.351 KBtu/SqFt	\$1,262.85	\$0.115 /kWh	\$0.046 /SqFt
NATURALGAS	2,398.00 CCF	246,994 KBtu	8.938 KBtu/SqFt	\$2,352.08	\$0.981 /CCF	\$0.085 /SqFt
SEWER	68.00 CCF			\$257.49	\$3.787 /CCF	\$0.009 /SqFt
WATER	36.00 CCF			\$206.71	\$5.742 /CCF	\$0.007 /SqFt
<b>Totals:</b>		<b>284,338 KBtu</b>	<b>10.290 KBtu/SqFt</b>	<b>\$4,079.13</b>		

## Energy

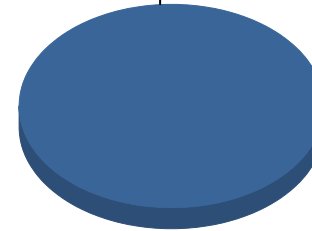
Electric



■ Electric 100.0%  
Total: 100.0%

## Cost

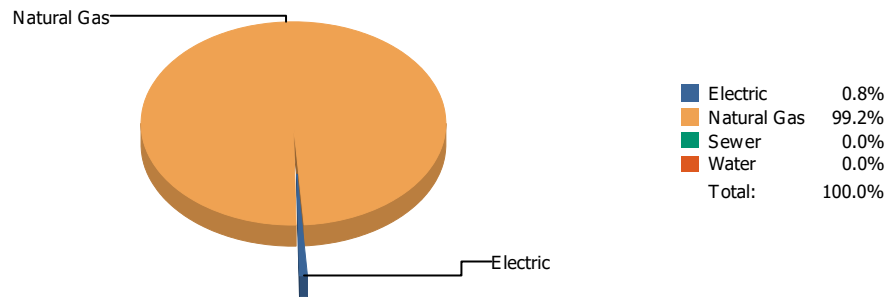
Electric



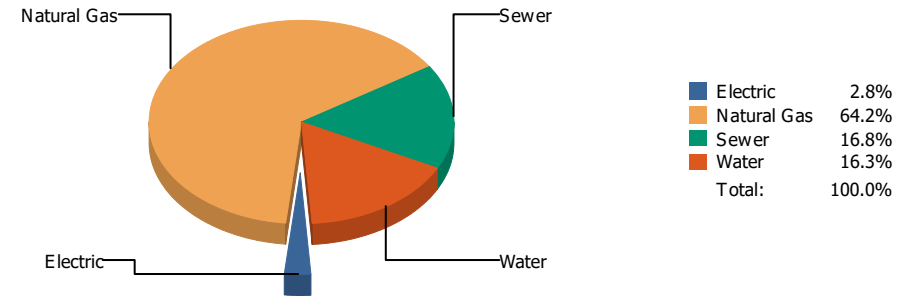
■ Electric 100.0%  
Total: 100.0%

Commodity	Common Use	Energy Use	Energy Use / Area	Total Cost	Cost / Unit	Cost / Area
Place: [NE-AREA-OFFICES] N.E. AREA OFFICES 882 [BUILDING]						
Area: 7,328 SqFt						
Billing Period: Jan 2022						
ELECTRIC	80.00 kWh	273 KBtu	0.037 KBtu/SqFt	\$30.82	\$0.385 /kWh	\$0.004 /SqFt
<b>Totals:</b>		<b>273 KBtu</b>	<b>0.037 KBtu/SqFt</b>	<b>\$30.82</b>		

## Energy

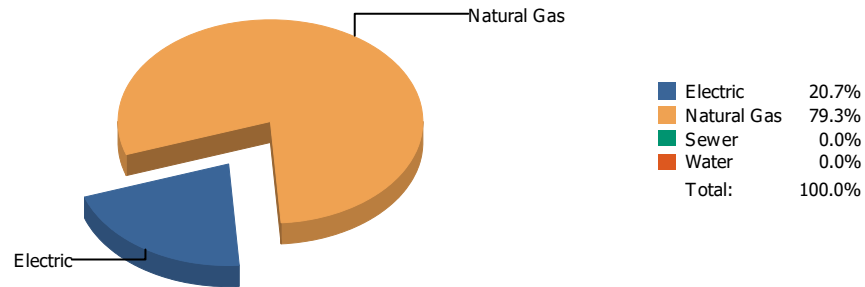


## Cost

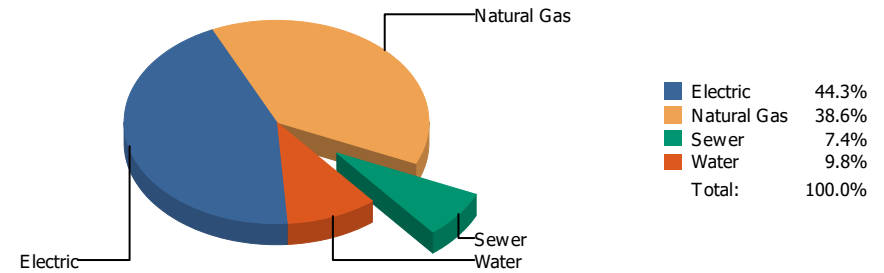


Commodity	Common Use	Energy Use	Energy Use / Area	Total Cost	Cost / Unit	Cost / Area
Place: [NETTRANSPORTATION] N.E. TRANSPORTATION 826 [BUILDING]						
Area: 5,995 SqFt						
Billing Period: Jan 2022						
ELECTRIC	411.00 kWh	1,402 KBtu	0.234 KBtu/SqFt	\$74.23	\$0.181 /kWh	\$0.012 /SqFt
NATURALGAS	1,707.00 CCF	175,821 KBtu	29.328 KBtu/SqFt	\$1,726.57	\$1.011 /CCF	\$0.288 /SqFt
SEWER	38.00 CCF			\$450.91	\$11.866 /CCF	\$0.075 /SqFt
WATER	28.00 CCF			\$439.36	\$15.691 /CCF	\$0.073 /SqFt
<b>Totals:</b>		<b>177,223 KBtu</b>	<b>29.562 KBtu/SqFt</b>	<b>\$2,691.07</b>		

## Energy

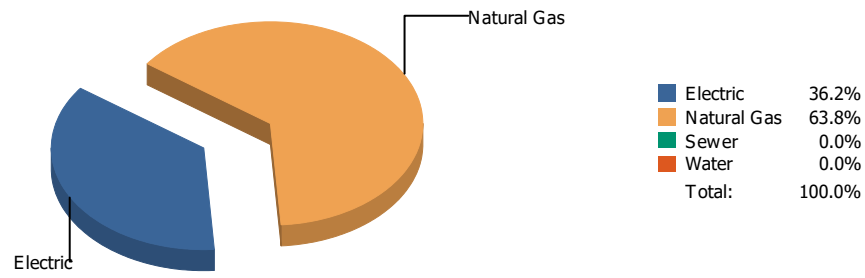


## Cost

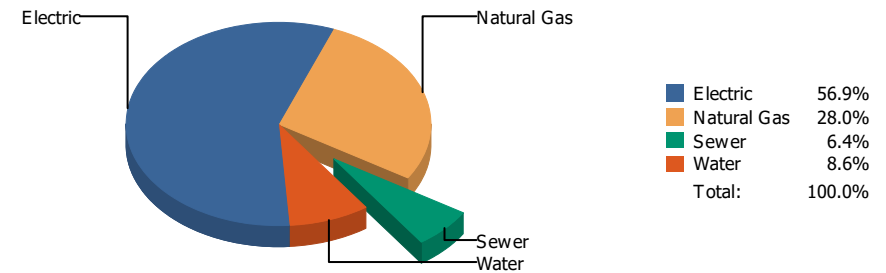


Commodity	Common Use	Energy Use	Energy Use / Area	Total Cost	Cost / Unit	Cost / Area
Place: [NEWMAN] NEWMAN ELEMENTARY 133 [BUILDING]						
Area: 73,291 SqFt						
Billing Period: Jan 2022						
ELECTRIC	23,120.00 kWh	78,885 KBtu	1.076 KBtu/SqFt	\$3,686.84	\$0.159 /kWh	\$0.050 /SqFt
NATURALGAS	2,929.00 CCF	301,687 KBtu	4.116 KBtu/SqFt	\$3,213.23	\$1.097 /CCF	\$0.044 /SqFt
SEWER	191.00 CCF			\$613.83	\$3.214 /CCF	\$0.008 /SqFt
WATER	249.00 CCF			\$812.07	\$3.261 /CCF	\$0.011 /SqFt
<b>Totals:</b>		<b>380,572 KBtu</b>	<b>5.193 KBtu/SqFt</b>	<b>\$8,325.97</b>		

## Energy

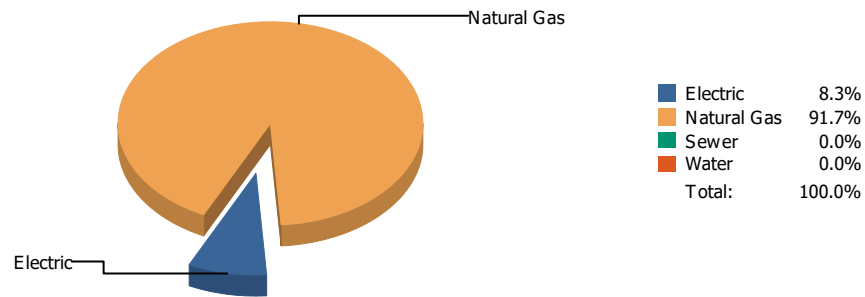


## Cost

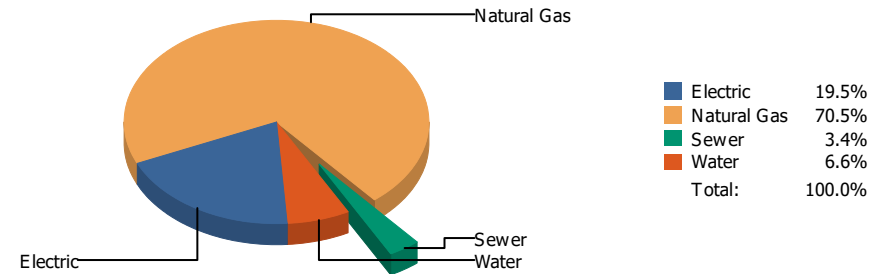


Commodity	Common Use	Energy Use	Energy Use / Area	Total Cost	Cost / Unit	Cost / Area
<b>Place: [NIXON] L.A. NIXON      161 [BUILDING]</b> <b>Area: 76,873 SqFt</b> <b>Billing Period: Jan 2022</b>						
ELECTRIC	34,080.00 kWh	116,281 KBtu	1.513 KBtu/SqFt	\$4,432.29	\$0.130 /kWh	\$0.058 /SqFt
NATURALGAS	1,991.00 CCF	205,073 KBtu	2.668 KBtu/SqFt	\$2,181.10	\$1.095 /CCF	\$0.028 /SqFt
SEWER	31.00 CCF			\$500.31	\$16.139 /CCF	\$0.006 /SqFt
WATER	96.00 CCF			\$671.65	\$6.996 /CCF	\$0.009 /SqFt
<b>Totals:</b>		<b>321,354 KBtu</b>	<b>4.180 KBtu/SqFt</b>	<b>\$7,785.35</b>		

## Energy

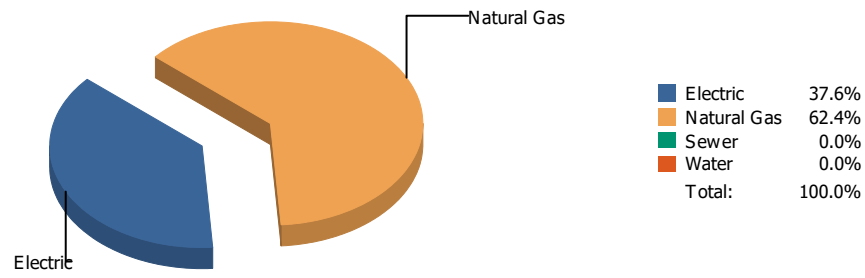


## Cost

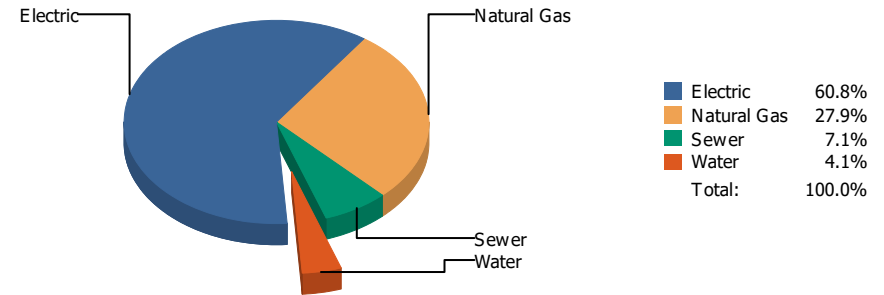


Commodity	Common Use	Energy Use	Energy Use / Area	Total Cost	Cost / Unit	Cost / Area
<b>Place: [OCC-CTR] OCCUPATIONAL CTR. [BUILDING]</b>						
<b>Area: 11,845 SqFt</b>						
<b>Billing Period: Jan 2022</b>						
ELECTRIC	4,900.00 kWh	16,719 KBtu	1.411 KBtu/SqFt	\$499.97	\$0.102 /kWh	\$0.042 /SqFt
NATURALGAS	1,792.00 CCF	184,576 KBtu	15.583 KBtu/SqFt	\$1,809.64	\$1.010 /CCF	\$0.153 /SqFt
SEWER	1.00 CCF			\$87.94	\$87.940 /CCF	\$0.007 /SqFt
WATER	36.00 CCF			\$170.16	\$4.727 /CCF	\$0.014 /SqFt
<b>Totals:</b>		<b>201,295 KBtu</b>	<b>16.994 KBtu/SqFt</b>	<b>\$2,567.71</b>		

## Energy



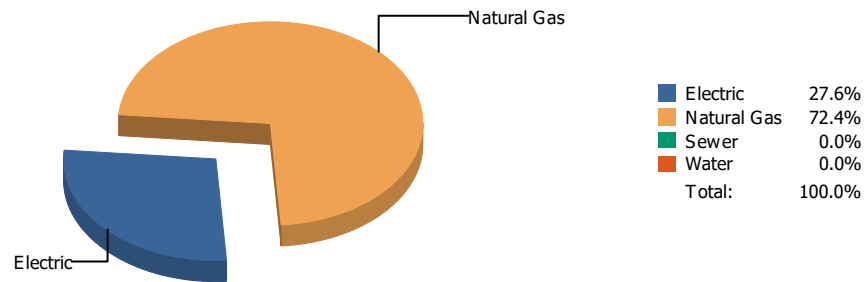
## Cost



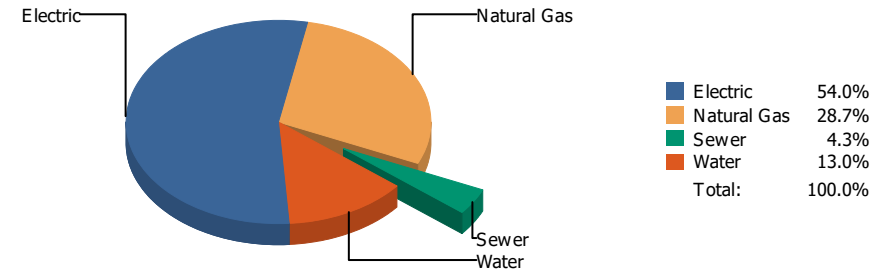
Commodity	Common Use	Energy Use	Energy Use / Area	Total Cost	Cost / Unit	Cost / Area
<b>Place: [PARK] PARK      134 [BUILDING]</b> <b>Area: 63,609 SqFt</b> <b>Billing Period: Jan 2022</b>						
ELECTRIC	36,469.00 kWh	124,432 KBtu	1.956 KBtu/SqFt	\$4,780.19	\$0.131 /kWh	\$0.075 /SqFt
NATURALGAS	2,003.00 CCF	206,309 KBtu	3.243 KBtu/SqFt	\$2,193.69	\$1.095 /CCF	\$0.034 /SqFt
SEWER	117.00 CCF			\$558.92	\$4.777 /CCF	\$0.009 /SqFt
WATER	41.00 CCF			\$324.87	\$7.924 /CCF	\$0.005 /SqFt
<b>Totals:</b>		<b>330,741 KBtu</b>	<b>5.200 KBtu/SqFt</b>	<b>\$7,857.67</b>		



## Energy

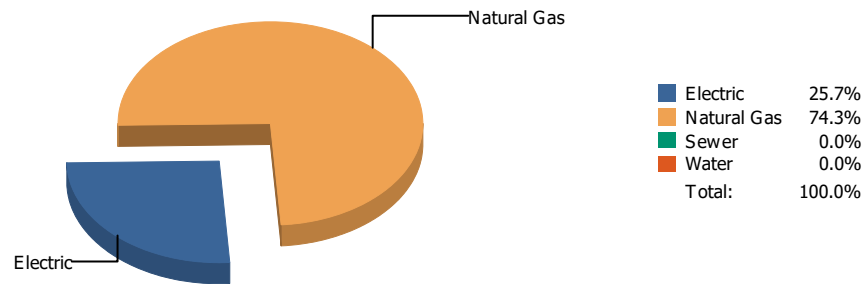


## Cost

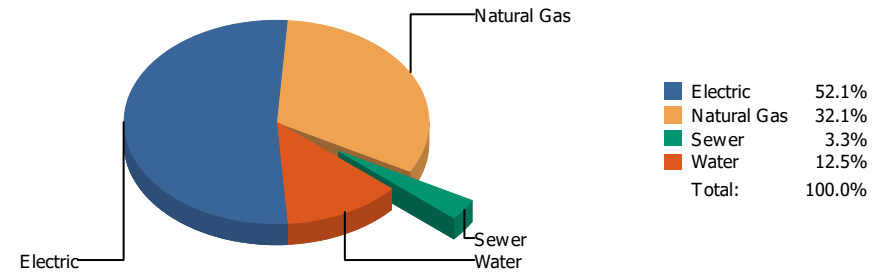


Commodity	Common Use	Energy Use	Energy Use / Area	Total Cost	Cost / Unit	Cost / Area
Place: [PAUL-MORENO_1] PAUL MORENO 167 [BUILDING]						
Area: 87,824 SqFt						
Billing Period: Jan 2022						
ELECTRIC	30,000.00 kWh	102,360 KBtu	1.166 KBtu/SqFt	\$5,135.47	\$0.171 /kWh	\$0.058 /SqFt
NATURALGAS	2,602.00 CCF	268,006 KBtu	3.052 KBtu/SqFt	\$2,723.95	\$1.047 /CCF	\$0.031 /SqFt
SEWER	39.00 CCF			\$410.02	\$10.513 /CCF	\$0.005 /SqFt
WATER	258.00 CCF			\$1,233.51	\$4.781 /CCF	\$0.014 /SqFt
<b>Totals:</b>		<b>370,366 KBtu</b>	<b>4.217 KBtu/SqFt</b>	<b>\$9,502.95</b>		

## Energy

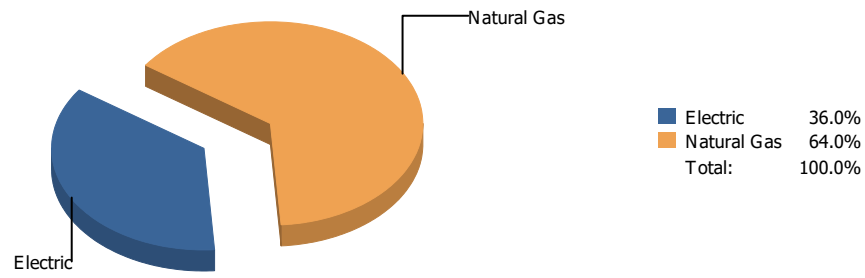


## Cost

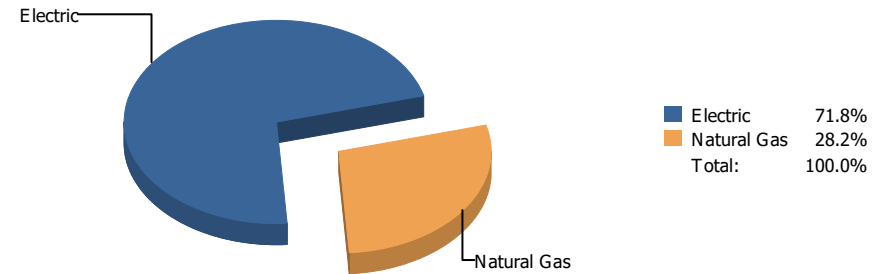


Commodity	Common Use	Energy Use	Energy Use / Area	Total Cost	Cost / Unit	Cost / Area
Place: [POLK] POLK 159 [BUILDING]						
Area: 67,321 SqFt						
Billing Period: Jan 2022						
ELECTRIC	32,520.00 kWh	110,958 KBtu	1.648 KBtu/SqFt	\$5,192.61	\$0.160 /kWh	\$0.077 /SqFt
NATURALGAS	3,115.00 CCF	320,845 KBtu	4.766 KBtu/SqFt	\$3,199.44	\$1.027 /CCF	\$0.047 /SqFt
SEWER	42.00 CCF			\$330.88	\$7.878 /CCF	\$0.005 /SqFt
WATER	251.00 CCF			\$1,243.79	\$4.955 /CCF	\$0.018 /SqFt
<b>Totals:</b>		<b>431,803 KBtu</b>	<b>6.414 KBtu/SqFt</b>	<b>\$9,966.72</b>		

## Energy

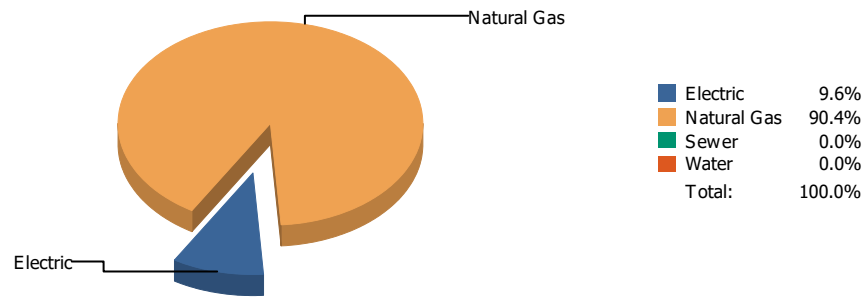


## Cost

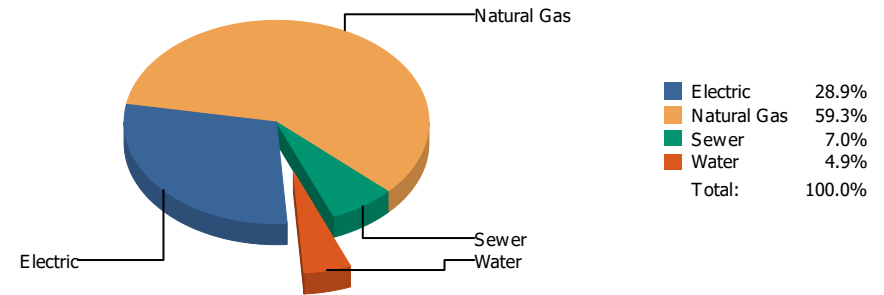


Commodity	Common Use	Energy Use	Energy Use / Area	Total Cost	Cost / Unit	Cost / Area
<b>Place: [POWELL_2] POWELL</b> <b>Area: 79,770 SqFt</b> <b>Billing Period: Jan 2022</b>						
		<b>175 [BUILDING]</b>				
ELECTRIC	32,640.00 kWh	111,368 KBtu	1.396 KBtu/SqFt	\$4,899.75	\$0.150 /kWh	\$0.061 /SqFt
NATURALGAS	1,926.00 CCF	198,378 KBtu	2.487 KBtu/SqFt	\$1,921.72	\$0.998 /CCF	\$0.024 /SqFt
<b>Totals:</b>		<b>309,746 KBtu</b>	<b>3.883 KBtu/SqFt</b>	<b>\$6,821.47</b>		

## Energy

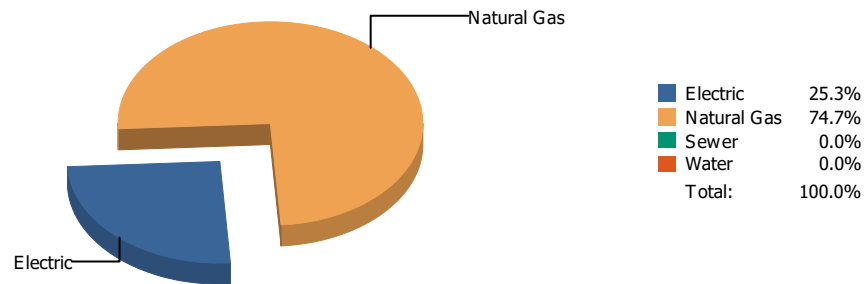


## Cost

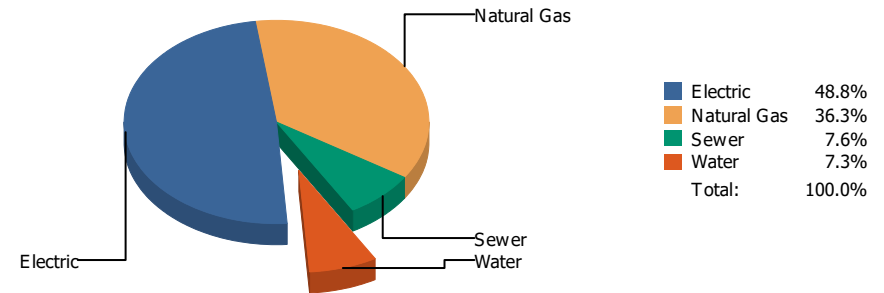


Commodity	Common Use	Energy Use	Energy Use / Area	Total Cost	Cost / Unit	Cost / Area
<b>Place: [PROFESSIONAL-DEV] EPISD PROF DEVELOPMENT CENTER931 [BUILDING]</b>						
<b>Area: 18,400 SqFt</b>						
<b>Billing Period: Jan 2022</b>						
ELECTRIC	5,200.00 kWh	17,742 KBtu	0.964 KBtu/SqFt	\$806.28	\$0.155 /kWh	\$0.044 /SqFt
NATURALGAS	1,620.00 CCF	166,860 KBtu	9.068 KBtu/SqFt	\$1,655.67	\$1.022 /CCF	\$0.090 /SqFt
SEWER	50.00 CCF			\$195.74	\$3.915 /CCF	\$0.011 /SqFt
WATER	8.00 CCF			\$136.10	\$17.013 /CCF	\$0.007 /SqFt
<b>Totals:</b>		<b>184,602 KBtu</b>	<b>10.033 KBtu/SqFt</b>	<b>\$2,793.79</b>		

## Energy

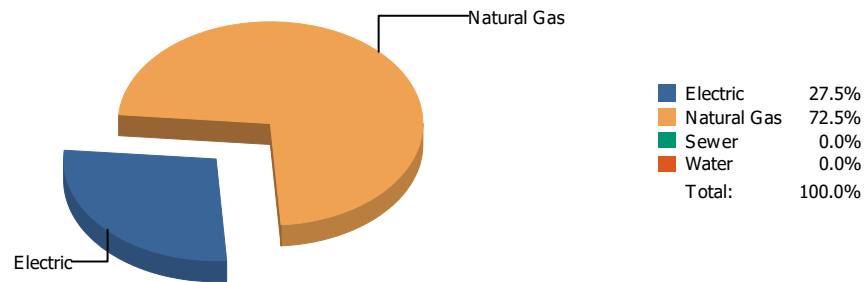


## Cost

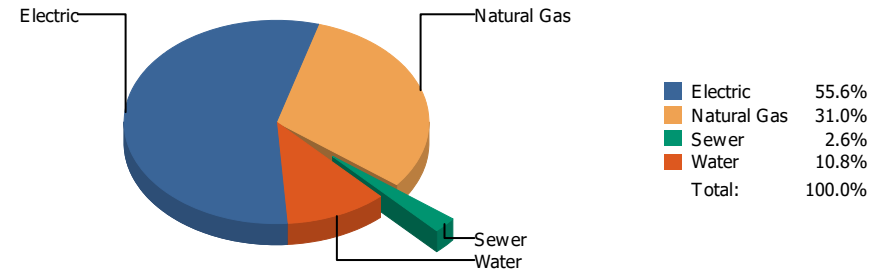


Commodity	Common Use	Energy Use	Energy Use / Area	Total Cost	Cost / Unit	Cost / Area
<b>Place: [PUTNAM] PUTNAM 135 [BUILDING]</b> <b>Area: 61,978 SqFt</b> <b>Billing Period: Jan 2022</b>						
ELECTRIC	18,317.00 kWh	62,498 KBtu	1.008 KBtu/SqFt	\$2,702.26	\$0.148 /kWh	\$0.044 /SqFt
NATURALGAS	1,787.00 CCF	184,061 KBtu	2.970 KBtu/SqFt	\$2,010.02	\$1.125 /CCF	\$0.032 /SqFt
SEWER	83.00 CCF			\$418.72	\$5.045 /CCF	\$0.007 /SqFt
WATER	91.00 CCF			\$402.99	\$4.428 /CCF	\$0.006 /SqFt
<b>Totals:</b>		<b>246,559 KBtu</b>	<b>3.978 KBtu/SqFt</b>	<b>\$5,533.99</b>		

## Energy

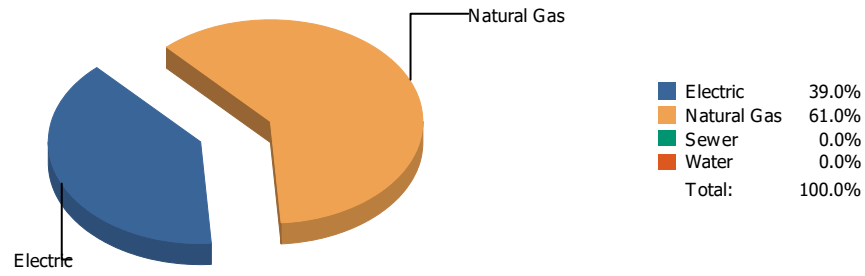


## Cost

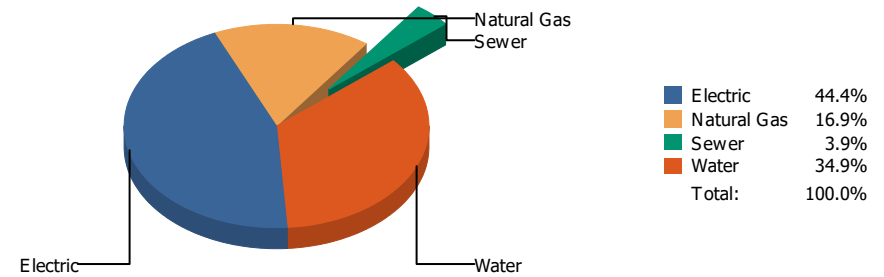


Commodity	Common Use	Energy Use	Energy Use / Area	Total Cost	Cost / Unit	Cost / Area
<b>Place: [RICHARDS] RICHARDSON [BUILDING]</b>						
<b>Area: 115,872 SqFt</b>						
<b>Billing Period: Jan 2022</b>						
ELECTRIC	48,000.00 kWh	163,776 KBtu	1.413 KBtu/SqFt	\$7,047.57	\$0.147 /kWh	\$0.061 /SqFt
NATURALGAS	4,186.00 CCF	431,158 KBtu	3.721 KBtu/SqFt	\$3,935.54	\$0.940 /CCF	\$0.034 /SqFt
SEWER	41.00 CCF			\$328.68	\$8.017 /CCF	\$0.003 /SqFt
WATER	251.00 CCF			\$1,367.87	\$5.450 /CCF	\$0.012 /SqFt
<b>Totals:</b>		<b>594,934 KBtu</b>	<b>5.134 KBtu/SqFt</b>	<b>\$12,679.66</b>		

## Energy

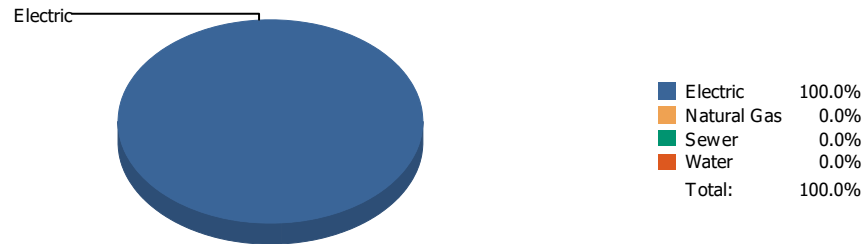


## Cost

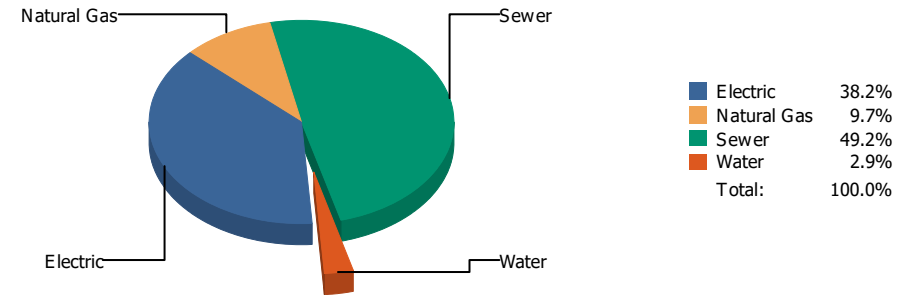


Commodity	Common Use	Energy Use	Energy Use / Area	Total Cost	Cost / Unit	Cost / Area
<b>Place: [RIVERA] RIVERA      156 [BUILDING]</b> <b>Area: 77,562 SqFt</b> <b>Billing Period: Jan 2022</b>						
ELECTRIC	32,994.00 kWh	112,576 KBtu	1.451 KBtu/SqFt	\$5,082.04	\$0.154 /kWh	\$0.065 /SqFt
NATURALGAS	1,707.00 CCF	175,821 KBtu	2.267 KBtu/SqFt	\$1,933.09	\$1.132 /CCF	\$0.025 /SqFt
SEWER	44.00 CCF			\$443.17	\$10.072 /CCF	\$0.006 /SqFt
WATER	536.00 CCF			\$3,995.21	\$7.454 /CCF	\$0.051 /SqFt
<b>Totals:</b>		<b>288,397 KBtu</b>	<b>3.718 KBtu/SqFt</b>	<b>\$11,453.51</b>		

## Energy



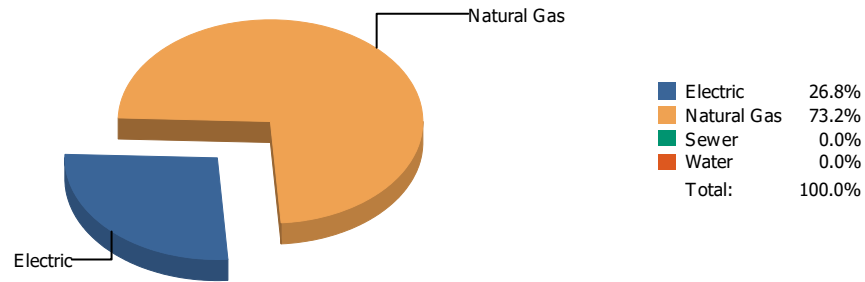
## Cost



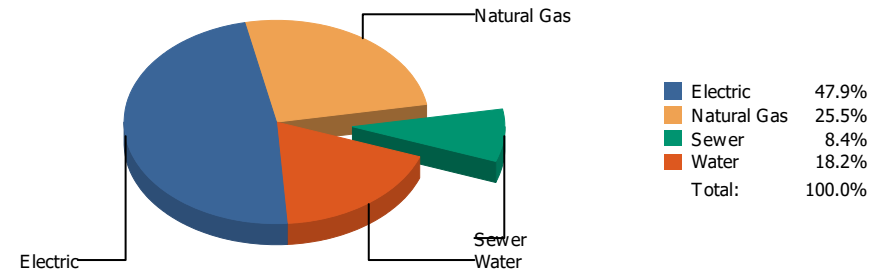
Commodity	Common Use	Energy Use	Energy Use / Area	Total Cost	Cost / Unit	Cost / Area
<b>Place: [ROBERTS] ROBERTS      136 [BUILDING]</b> <b>Area: 81,457 SqFt</b> <b>Billing Period: Jan 2022</b>						
ELECTRIC	9,140.00 kWh	31,186 KBtu	0.383 KBtu/SqFt	\$769.85	\$0.084 /kWh	\$0.009 /SqFt
NATURALGAS	0.00 CCF	0 KBtu	0.000 KBtu/SqFt	\$194.75	\$0.000 /CCF	\$0.002 /SqFt
SEWER	343.00 CCF			\$993.08	\$2.895 /CCF	\$0.012 /SqFt
WATER	0.00 CCF			\$59.24	\$0.000 /CCF	\$0.001 /SqFt
<b>Totals:</b>		<b>31,186 KBtu</b>	<b>0.383 KBtu/SqFt</b>	<b>\$2,016.92</b>		



## Energy

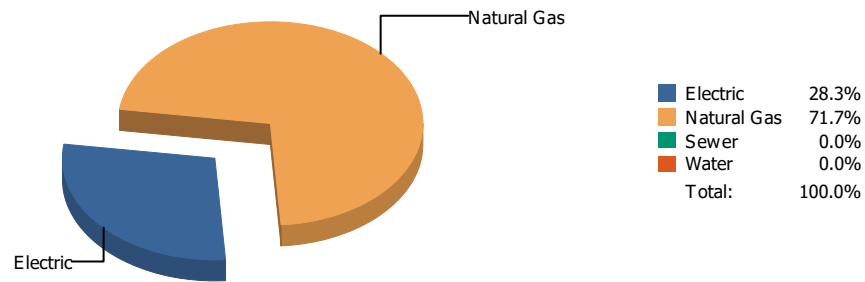


## Cost

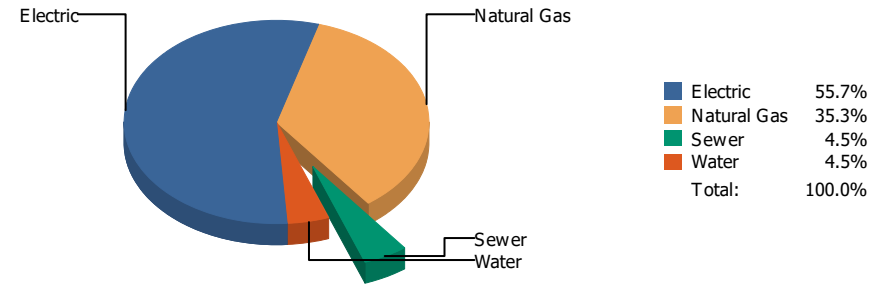


Commodity	Common Use	Energy Use	Energy Use / Area	Total Cost	Cost / Unit	Cost / Area
<b>Place: [ROSS] ROSS      042 [BUILDING]</b> <b>Area: 131,497 SqFt</b> <b>Billing Period: Jan 2022</b>						
ELECTRIC	34,136.00 kWh	116,472 KBtu	0.886 KBtu/SqFt	\$5,573.75	\$0.163 /kWh	\$0.042 /SqFt
NATURALGAS	3,090.00 CCF	318,270 KBtu	2.420 KBtu/SqFt	\$2,971.54	\$0.962 /CCF	\$0.023 /SqFt
SEWER	336.00 CCF			\$977.68	\$2.910 /CCF	\$0.007 /SqFt
WATER	655.00 CCF			\$2,125.00	\$3.244 /CCF	\$0.016 /SqFt
<b>Totals:</b>		<b>434,742 KBtu</b>	<b>3.306 KBtu/SqFt</b>	<b>\$11,647.97</b>		

## Energy

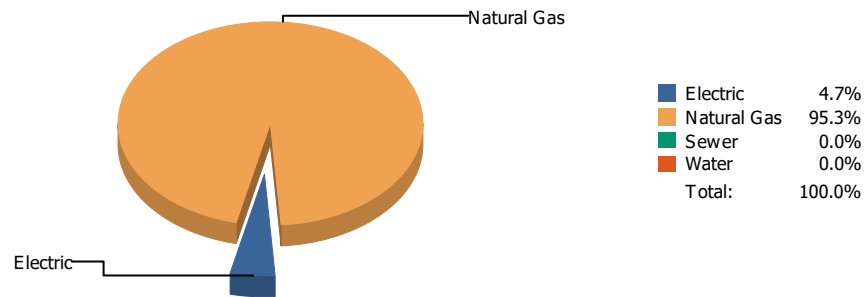


## Cost

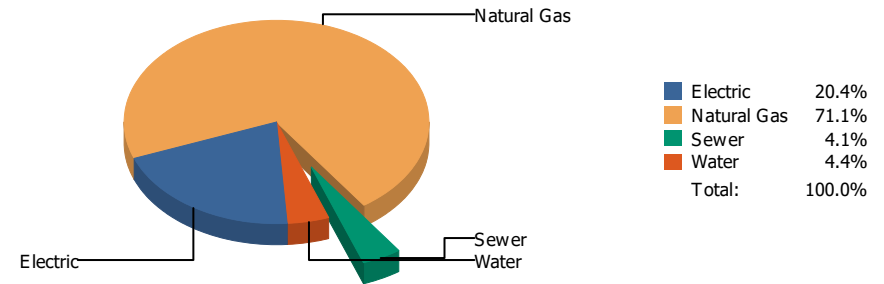


Commodity	Common Use	Energy Use	Energy Use / Area	Total Cost	Cost / Unit	Cost / Area
<b>Place: [RUSK] RUSK      138 [BUILDING]</b> <b>Area: 67,240 SqFt</b> <b>Billing Period: Jan 2022</b>						
ELECTRIC	20,297.00 kWh	69,253 KBtu	1.030 KBtu/SqFt	\$3,050.30	\$0.150 /kWh	\$0.045 /SqFt
NATURALGAS	1,707.00 CCF	175,821 KBtu	2.615 KBtu/SqFt	\$1,932.96	\$1.132 /CCF	\$0.029 /SqFt
SEWER	15.00 CCF			\$248.78	\$16.585 /CCF	\$0.004 /SqFt
WATER	43.00 CCF			\$249.18	\$5.795 /CCF	\$0.004 /SqFt
<b>Totals:</b>		<b>245,074 KBtu</b>	<b>3.645 KBtu/SqFt</b>	<b>\$5,481.22</b>		

## Energy



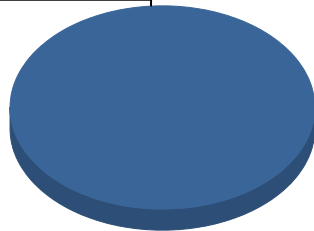
## Cost



Commodity	Common Use	Energy Use	Energy Use / Area	Total Cost	Cost / Unit	Cost / Area
<b>Place: [SAN-JAC] SAN JACINTO 139 [BUILDING]</b> <b>Area: 29,589 SqFt</b> <b>Billing Period: Jan 2022</b>						
ELECTRIC	3,600.00 kWh	12,283 KBtu	0.415 KBtu/SqFt	\$674.84	\$0.187 /kWh	\$0.023 /SqFt
NATURALGAS	2,403.00 CCF	247,509 KBtu	8.365 KBtu/SqFt	\$2,356.91	\$0.981 /CCF	\$0.080 /SqFt
SEWER	12.00 CCF			\$134.29	\$11.191 /CCF	\$0.005 /SqFt
WATER	11.00 CCF			\$146.71	\$13.337 /CCF	\$0.005 /SqFt
<b>Totals:</b>		<b>259,792 KBtu</b>	<b>8.780 KBtu/SqFt</b>	<b>\$3,312.75</b>		

## Energy

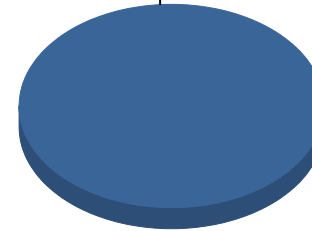
Electric



■ Electric 100.0%  
Total: 100.0%

## Cost

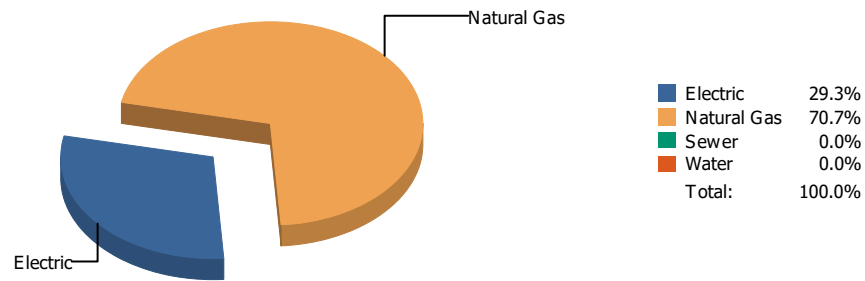
Electric



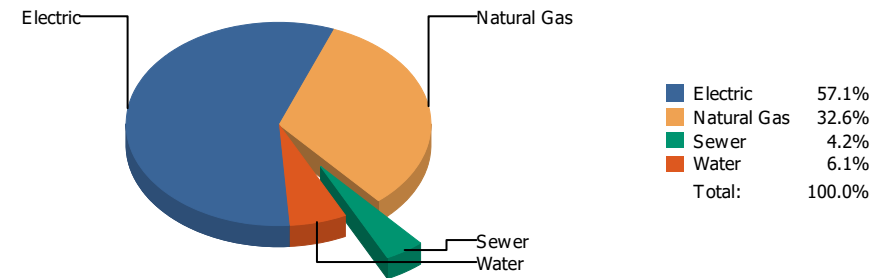
■ Electric 100.0%  
Total: 100.0%

Commodity	Common Use	Energy Use	Energy Use / Area	Total Cost	Cost / Unit	Cost / Area
<b>Place: [SCHUSTER] SCHUSTER      140 [BUILDING]</b> <b>Area: 34,371 SqFt</b> <b>Billing Period: Jan 2022</b>						
ELECTRIC	415.00 kWh	1,416 KBtu	0.041 KBtu/SqFt	\$250.01	\$0.602 /kWh	\$0.007 /SqFt
<b>Totals:</b>		<b>1,416 KBtu</b>	<b>0.041 KBtu/SqFt</b>	<b>\$250.01</b>		

## Energy

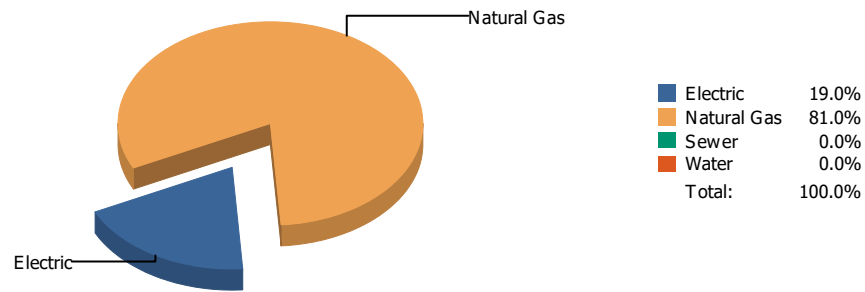


## Cost

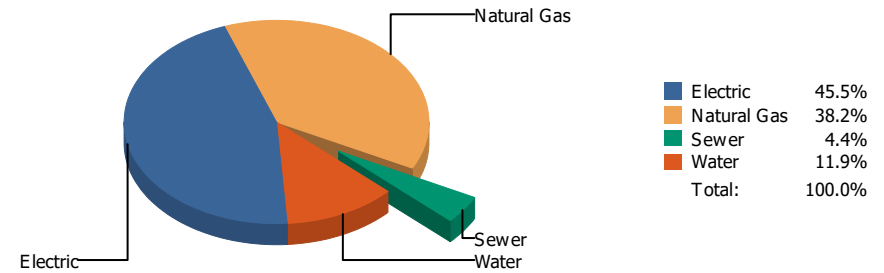


Commodity	Common Use	Energy Use	Energy Use / Area	Total Cost	Cost / Unit	Cost / Area
Place: [STANTON] STANTON 141 [BUILDING]						
Area: 75,957 SqFt						
Billing Period: Jan 2022						
ELECTRIC	22,645.00 kWh	77,265 KBtu	1.017 KBtu/SqFt	\$3,533.91	\$0.156 /kWh	\$0.046 /SqFt
NATURALGAS	1,809.00 CCF	186,327 KBtu	2.453 KBtu/SqFt	\$2,020.19	\$1.117 /CCF	\$0.027 /SqFt
SEWER	30.00 CCF			\$259.63	\$8.654 /CCF	\$0.003 /SqFt
WATER	74.00 CCF			\$378.40	\$5.114 /CCF	\$0.005 /SqFt
<b>Totals:</b>		<b>263,592 KBtu</b>	<b>3.470 KBtu/SqFt</b>	<b>\$6,192.13</b>		

## Energy

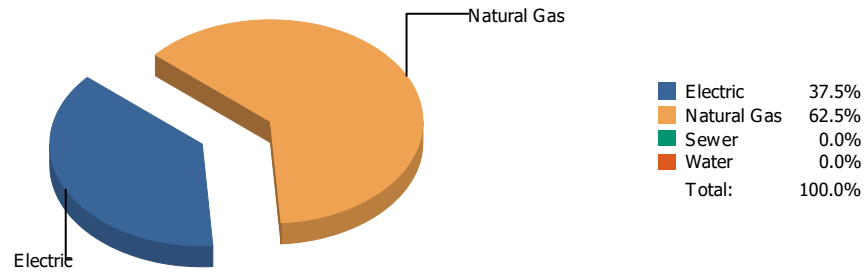


## Cost

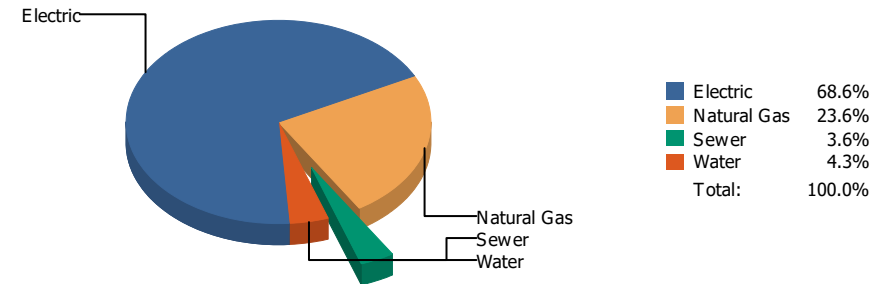


Commodity	Common Use	Energy Use	Energy Use / Area	Total Cost	Cost / Unit	Cost / Area
<b>Place: [SUNRISEMOUNT] SUNRISE MOUNTAIN ELEMENTARY 150 [BUILDING]</b>						
<b>Area: 78,368 SqFt</b>						
<b>Billing Period: Jan 2022</b>						
ELECTRIC	25,740.00 kWh	87,825 KBtu	1.121 KBtu/SqFt	\$4,105.52	\$0.160 /kWh	\$0.052 /SqFt
NATURALGAS	3,636.00 CCF	374,508 KBtu	4.779 KBtu/SqFt	\$3,445.45	\$0.948 /CCF	\$0.044 /SqFt
SEWER	32.00 CCF			\$394.62	\$12.332 /CCF	\$0.005 /SqFt
WATER	138.00 CCF			\$1,075.30	\$7.792 /CCF	\$0.014 /SqFt
<b>Totals:</b>		<b>462,333 KBtu</b>	<b>5.900 KBtu/SqFt</b>	<b>\$9,020.89</b>		

## Energy

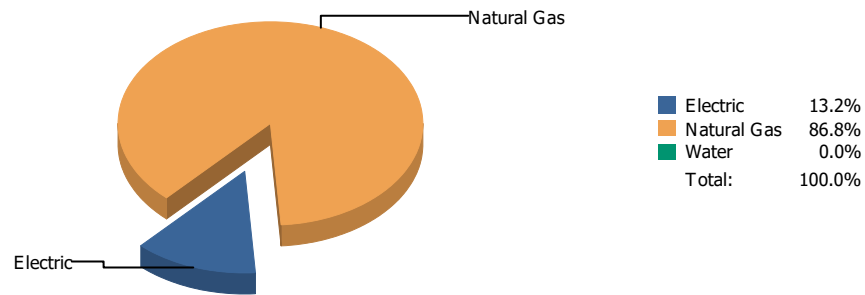


## Cost

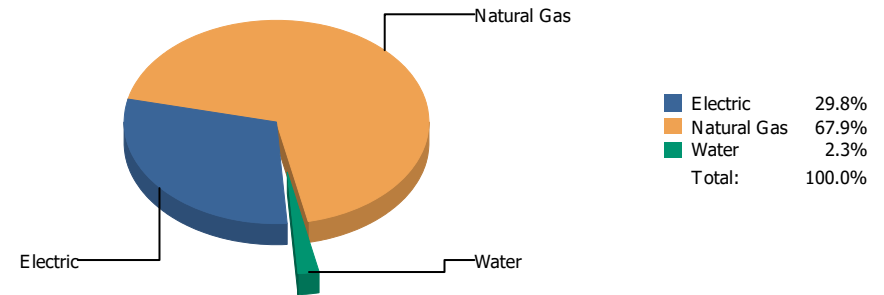


Commodity	Common Use	Energy Use	Energy Use / Area	Total Cost	Cost / Unit	Cost / Area
<b>Place: [SUNSET-HIGH_1] TECHNOLOGY SERVICES [BUILDING]</b>						
<b>Area: 33,263 SqFt</b>						
<b>Billing Period: Jan 2022</b>						
ELECTRIC	19,880.00 kWh	67,831 KBtu	2.039 KBtu/SqFt	\$3,434.22	\$0.173 /kWh	\$0.103 /SqFt
NATURALGAS	1,097.00 CCF	112,991 KBtu	3.397 KBtu/SqFt	\$1,182.72	\$1.078 /CCF	\$0.036 /SqFt
SEWER	32.00 CCF			\$178.29	\$5.572 /CCF	\$0.005 /SqFt
WATER	39.00 CCF			\$213.91	\$5.485 /CCF	\$0.006 /SqFt
<b>Totals:</b>		<b>180,822 KBtu</b>	<b>5.436 KBtu/SqFt</b>	<b>\$5,009.14</b>		

## Energy



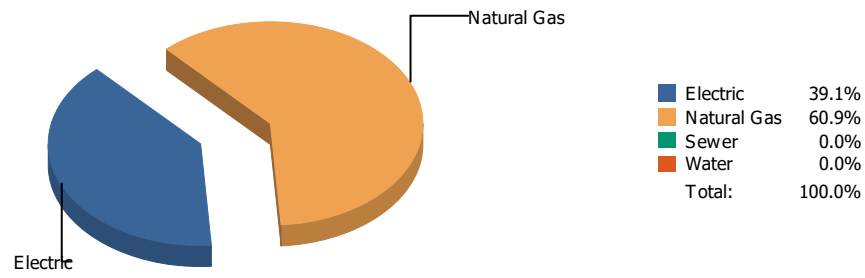
## Cost



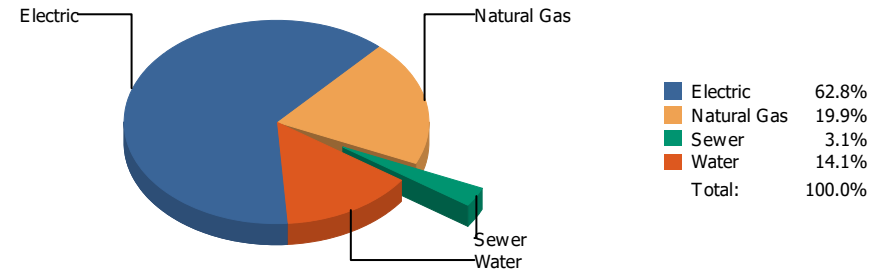
Commodity	Common Use	Energy Use	Energy Use / Area	Total Cost	Cost / Unit	Cost / Area
<b>Place: [TERRACE] TERRACE HILLS 048 [BUILDING]</b> <b>Area: 138,021 SqFt</b> <b>Billing Period: Jan 2022</b>						
ELECTRIC	8,100.00 kWh	27,637 KBtu	0.200 KBtu/SqFt	\$782.14	\$0.097 /kWh	\$0.006 /SqFt
NATURALGAS	1,769.00 CCF	182,207 KBtu	1.320 KBtu/SqFt	\$1,781.91	\$1.007 /CCF	\$0.013 /SqFt
WATER	0.00 CCF			\$60.68	\$0.000 /CCF	\$0.000 /SqFt
<b>Totals:</b>		<b>209,844 KBtu</b>	<b>1.520 KBtu/SqFt</b>	<b>\$2,624.73</b>		



## Energy

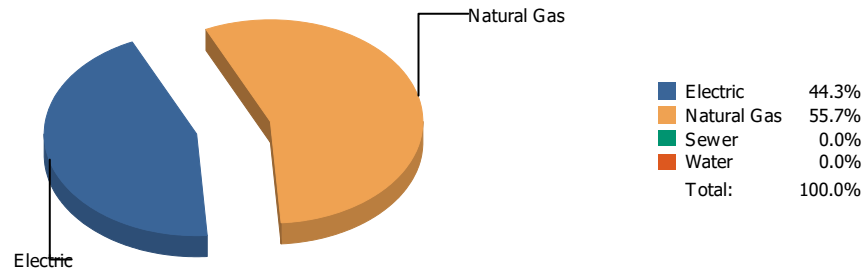


## Cost

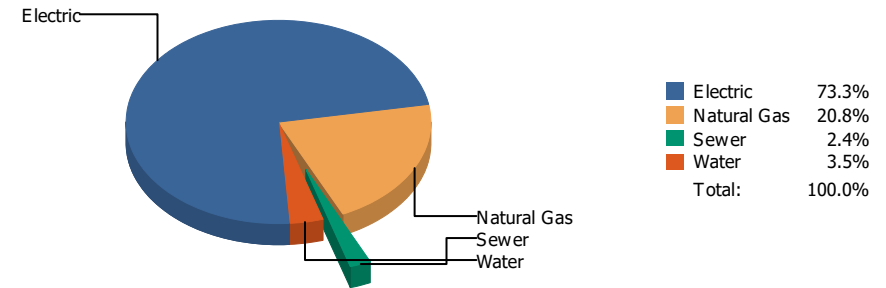


Commodity	Common Use	Energy Use	Energy Use / Area	Total Cost	Cost / Unit	Cost / Area
Place: [TIPPENELEMENTARY] TIPPIN ELEMENTARY 168 [BUILDING]						
Area: 88,360 SqFt						
Billing Period: Jan 2022						
ELECTRIC	54,120.00 kWh	184,657 KBtu	2.090 KBtu/SqFt	\$8,539.26	\$0.158 /kWh	\$0.097 /SqFt
NATURALGAS	2,795.00 CCF	287,885 KBtu	3.258 KBtu/SqFt	\$2,707.30	\$0.969 /CCF	\$0.031 /SqFt
SEWER	85.00 CCF			\$425.48	\$5.006 /CCF	\$0.005 /SqFt
WATER	331.00 CCF			\$1,923.43	\$5.811 /CCF	\$0.022 /SqFt
<b>Totals:</b>		<b>472,542 KBtu</b>	<b>5.348 KBtu/SqFt</b>	<b>\$13,595.47</b>		

## Energy

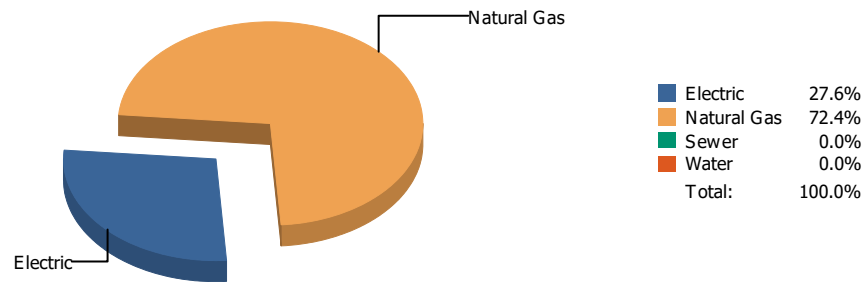


## Cost

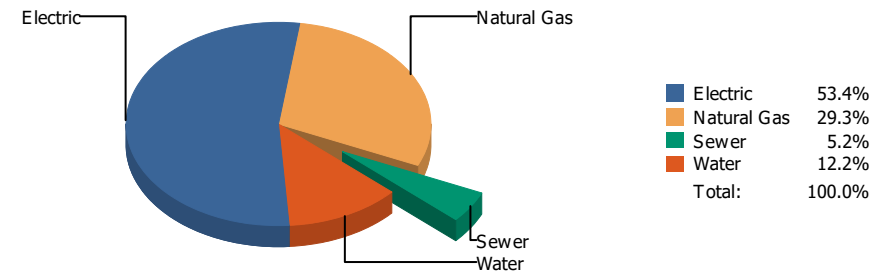


Commodity	Common Use	Energy Use	Energy Use / Area	Total Cost	Cost / Unit	Cost / Area
<b>Place: [TOMLEA_2] TOM LEA 178 [BUILDING]</b> <b>Area: 88,828 SqFt</b> <b>Billing Period: Jan 2022</b>						
ELECTRIC	74,200.00 kWh	253,170 KBtu	2.850 KBtu/SqFt	\$10,445.63	\$0.141 /kWh	\$0.118 /SqFt
NATURALGAS	3,095.00 CCF	318,785 KBtu	3.589 KBtu/SqFt	\$2,963.36	\$0.957 /CCF	\$0.033 /SqFt
SEWER	50.00 CCF			\$348.48	\$6.970 /CCF	\$0.004 /SqFt
WATER	82.00 CCF			\$499.33	\$6.089 /CCF	\$0.006 /SqFt
<b>Totals:</b>		<b>571,955 KBtu</b>	<b>6.439 KBtu/SqFt</b>	<b>\$14,256.80</b>		

## Energy

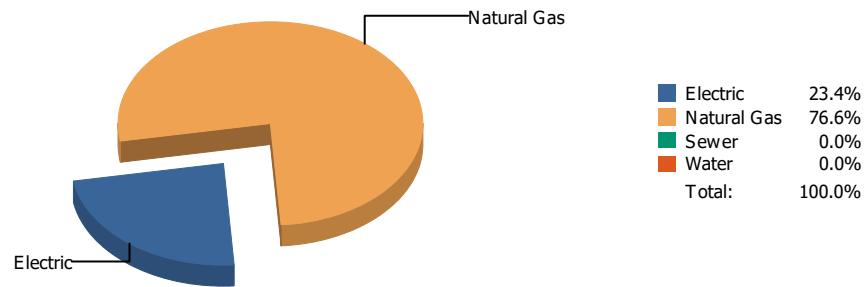


## Cost

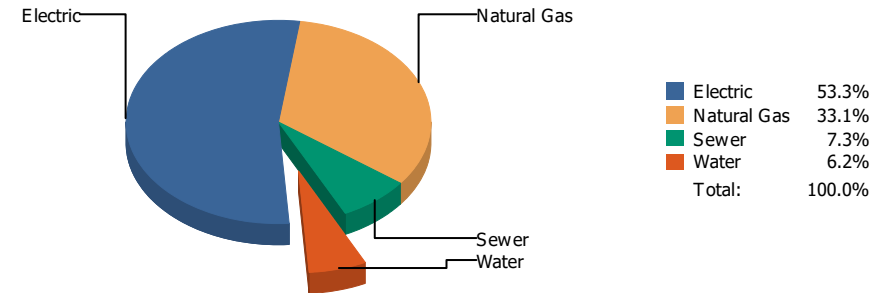


Commodity	Common Use	Energy Use	Energy Use / Area	Total Cost	Cost / Unit	Cost / Area
<b>Place: [TRAVIS] TRAVIS      143 [BUILDING]</b> <b>Area: 78,925 SqFt</b> <b>Billing Period: Jan 2022</b>						
ELECTRIC	16,203.00 kWh	55,285 KBtu	0.700 KBtu/SqFt	\$2,666.85	\$0.165 /kWh	\$0.034 /SqFt
NATURALGAS	1,408.00 CCF	145,024 KBtu	1.837 KBtu/SqFt	\$1,465.89	\$1.041 /CCF	\$0.019 /SqFt
SEWER	29.00 CCF			\$257.43	\$8.877 /CCF	\$0.003 /SqFt
WATER	150.00 CCF			\$607.85	\$4.052 /CCF	\$0.008 /SqFt
<b>Totals:</b>		<b>200,309 KBtu</b>	<b>2.538 KBtu/SqFt</b>	<b>\$4,998.02</b>		

## Energy

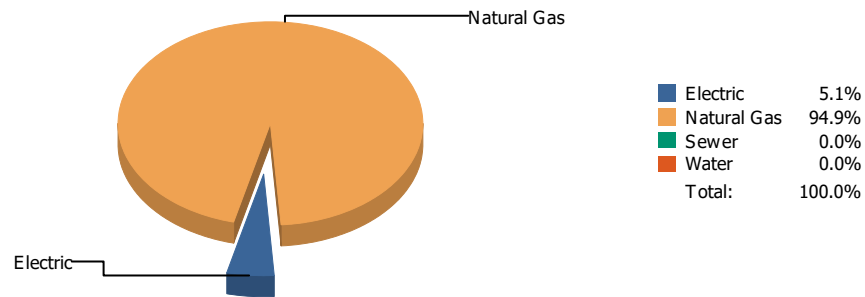


## Cost

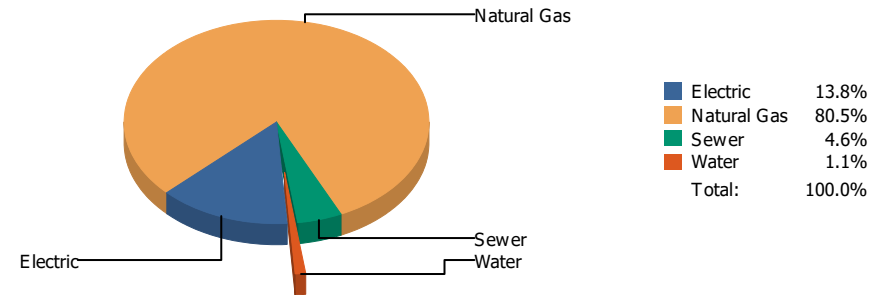


Commodity	Common Use	Energy Use	Energy Use / Area	Total Cost	Cost / Unit	Cost / Area
<b>Place: [VILAS] VILAS      144 [BUILDING]</b> <b>Area: 66,992 SqFt</b> <b>Billing Period: Jan 2022</b>						
ELECTRIC	23,131.00 kWh	78,923 KBtu	1.178 KBtu/SqFt	\$4,602.44	\$0.199 /kWh	\$0.069 /SqFt
NATURALGAS	2,513.00 CCF	258,839 KBtu	3.864 KBtu/SqFt	\$2,860.08	\$1.138 /CCF	\$0.043 /SqFt
SEWER	92.00 CCF			\$633.96	\$6.891 /CCF	\$0.009 /SqFt
WATER	63.00 CCF			\$537.80	\$8.537 /CCF	\$0.008 /SqFt
<b>Totals:</b>		<b>337,762 KBtu</b>	<b>5.042 KBtu/SqFt</b>	<b>\$8,634.28</b>		

## Energy



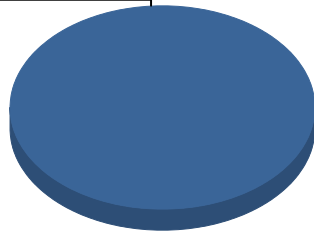
## Cost



Commodity	Common Use	Energy Use	Energy Use / Area	Total Cost	Cost / Unit	Cost / Area
<b>Place: [WAINWRIG] WAINWRIGHT 145 [BUILDING]</b> <b>Area: 38,227 SqFt</b> <b>Billing Period: Jan 2022</b>						
ELECTRIC	7,328.00 kWh	25,003 KBtu	0.654 KBtu/SqFt	\$762.55	\$0.104 /kWh	\$0.020 /SqFt
NATURALGAS	4,534.00 CCF	467,002 KBtu	12.217 KBtu/SqFt	\$4,446.23	\$0.981 /CCF	\$0.116 /SqFt
SEWER	17.00 CCF			\$253.18	\$14.893 /CCF	\$0.007 /SqFt
WATER	5.00 CCF			\$63.34	\$12.668 /CCF	\$0.002 /SqFt
<b>Totals:</b>		<b>492,005 KBtu</b>	<b>12.871 KBtu/SqFt</b>	<b>\$5,525.30</b>		

## Energy

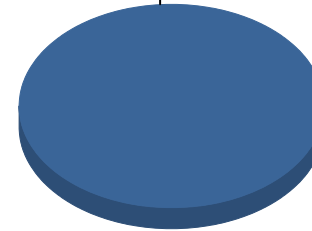
Electric



■ Electric 100.0%  
Total: 100.0%

## Cost

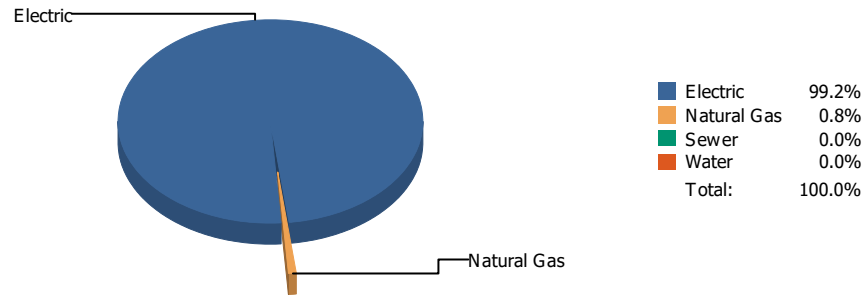
Electric



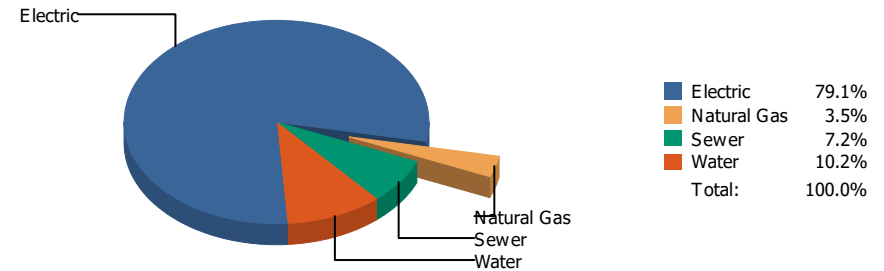
■ Electric 100.0%  
Total: 100.0%

Commodity	Common Use	Energy Use	Energy Use / Area	Total Cost	Cost / Unit	Cost / Area
Place: [WESTSIDE] WESTSIDE TRANSPORTATION 951 [BUILDING]						
Area: 4,040 SqFt						
Billing Period: Jan 2022						
ELECTRIC	2,210.00 kWh	7,541 KBtu	1.866 KBtu/SqFt	\$313.55	\$0.142 /kWh	\$0.078 /SqFt
<b>Totals:</b>		<b>7,541 KBtu</b>	<b>1.866 KBtu/SqFt</b>	<b>\$313.55</b>		

## Energy

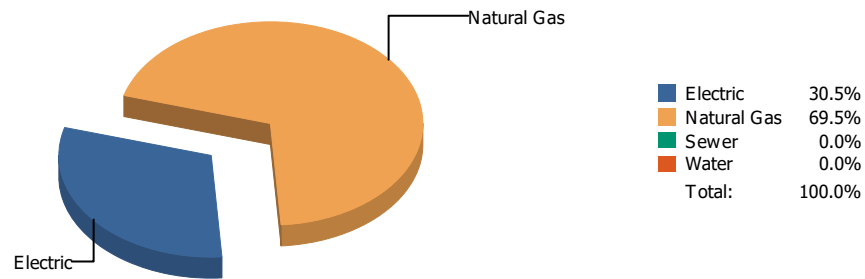


## Cost

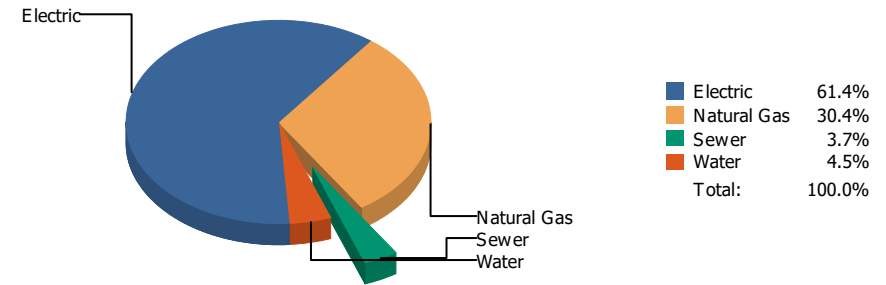


Commodity	Common Use	Energy Use	Energy Use / Area	Total Cost	Cost / Unit	Cost / Area
Place: [W-HILLS] WESTERN HILLS 146 [BUILDING]						
Area: 77,753 SqFt						
Billing Period: Jan 2022						
ELECTRIC	28,440.00 kWh	97,037 KBtu	1.248 KBtu/SqFt	\$4,524.89	\$0.159 /kWh	\$0.058 /SqFt
NATURALGAS	8.00 CCF	824 KBtu	0.011 KBtu/SqFt	\$202.08	\$25.260 /CCF	\$0.003 /SqFt
SEWER	20.00 CCF			\$411.31	\$20.566 /CCF	\$0.005 /SqFt
WATER	83.00 CCF			\$584.71	\$7.045 /CCF	\$0.007 /SqFt
<b>Totals:</b>		<b>97,861 KBtu</b>	<b>1.259 KBtu/SqFt</b>	<b>\$5,722.99</b>		

## Energy



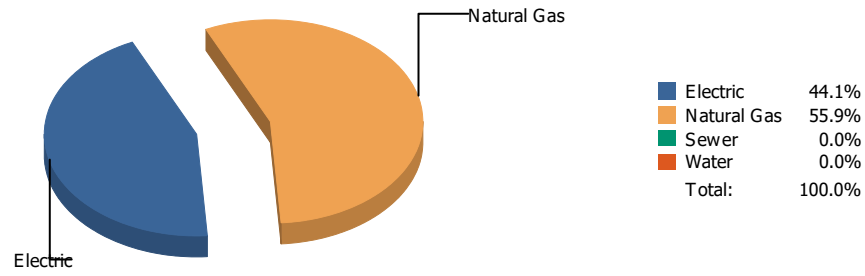
## Cost



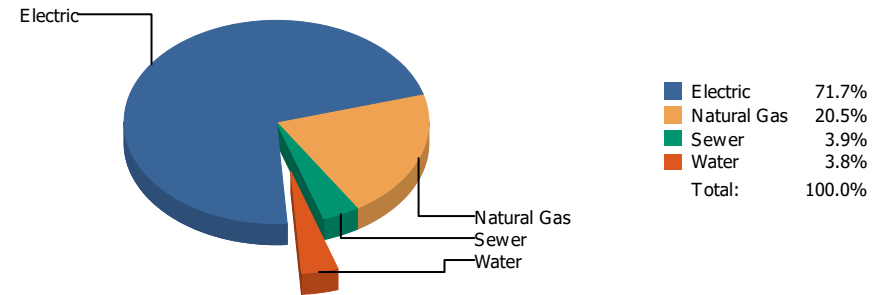
Commodity	Common Use	Energy Use	Energy Use / Area	Total Cost	Cost / Unit	Cost / Area
Place: [WHITAKER] WHITAKER 153 [BUILDING]						
Area: 89,458 SqFt						
Billing Period: Jan 2022						
ELECTRIC	44,640.00 kWh	152,312 KBtu	1.703 KBtu/SqFt	\$6,467.24	\$0.145 /kWh	\$0.072 /SqFt
NATURALGAS	3,364.00 CCF	346,492 KBtu	3.873 KBtu/SqFt	\$3,203.06	\$0.952 /CCF	\$0.036 /SqFt
SEWER	20.00 CCF			\$390.37	\$19.519 /CCF	\$0.004 /SqFt
WATER	34.00 CCF			\$471.80	\$13.876 /CCF	\$0.005 /SqFt
<b>Totals:</b>		<b>498,804 KBtu</b>	<b>5.576 KBtu/SqFt</b>	<b>\$10,532.47</b>		



## Energy



## Cost



Commodity	Common Use	Energy Use	Energy Use / Area	Total Cost	Cost / Unit	Cost / Area
<b>Place: [WHITE] ZACH WHITE ELEMENTARY NEW-1997 [BUILDING]</b>						
<b>Area: 92,458 SqFt</b>						
<b>Billing Period: Jan 2022</b>						
ELECTRIC	38,700.00 kWh	132,044 KBtu	1.428 KBtu/SqFt	\$6,488.15	\$0.168 /kWh	\$0.070 /SqFt
NATURALGAS	1,623.00 CCF	167,169 KBtu	1.808 KBtu/SqFt	\$1,857.36	\$1.144 /CCF	\$0.020 /SqFt
SEWER	64.00 CCF			\$356.58	\$5.572 /CCF	\$0.004 /SqFt
WATER	57.00 CCF			\$344.86	\$6.050 /CCF	\$0.004 /SqFt
<b>Totals:</b>		<b>299,213 KBtu</b>	<b>3.236 KBtu/SqFt</b>	<b>\$9,046.95</b>		

## Energy

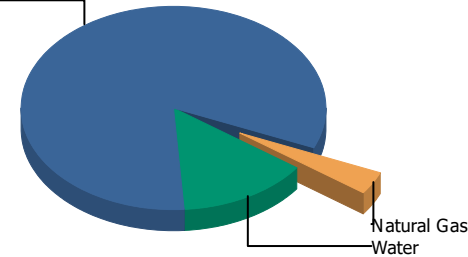
Electric



Electric 100.0%  
 Natural Gas 0.0%  
 Water 0.0%  
 Total: 100.0%

## Cost

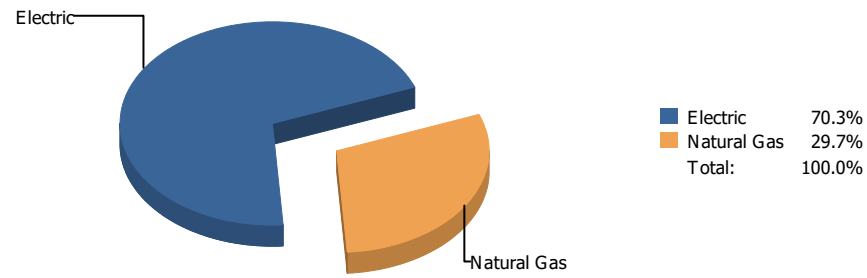
Electric



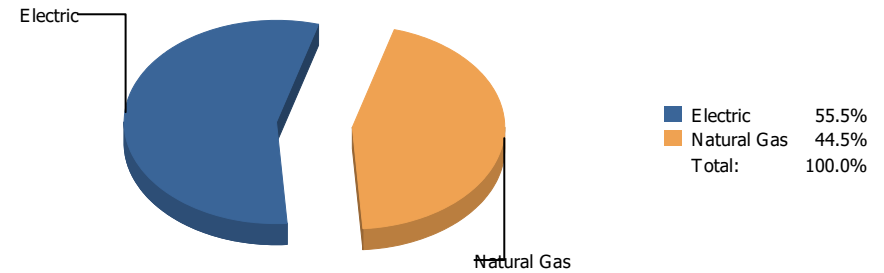
Electric 82.5%  
 Natural Gas 3.5%  
 Water 13.9%  
 Total: 100.0%

Commodity	Common Use	Energy Use	Energy Use / Area	Total Cost	Cost / Unit	Cost / Area
Place: [WIGGS] WIGGS 052 [BUILDING]						
Area: 110,689 SqFt						
Billing Period: Jan 2022						
ELECTRIC	25,840.00 kWh	88,166 KBtu	0.797 KBtu/SqFt	\$4,531.46	\$0.175 /kWh	\$0.041 /SqFt
NATURALGAS	0.00 CCF	0 KBtu	0.000 KBtu/SqFt	\$194.75	\$0.000 /CCF	\$0.002 /SqFt
WATER	131.00 CCF			\$765.16	\$5.841 /CCF	\$0.007 /SqFt
<b>Totals:</b>		<b>88,166 KBtu</b>	<b>0.797 KBtu/SqFt</b>	<b>\$5,491.37</b>		

## Energy

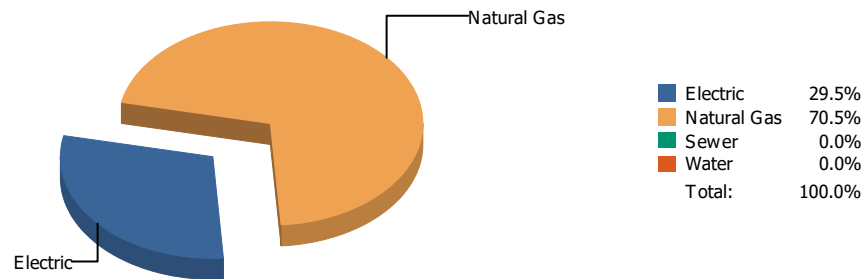


## Cost

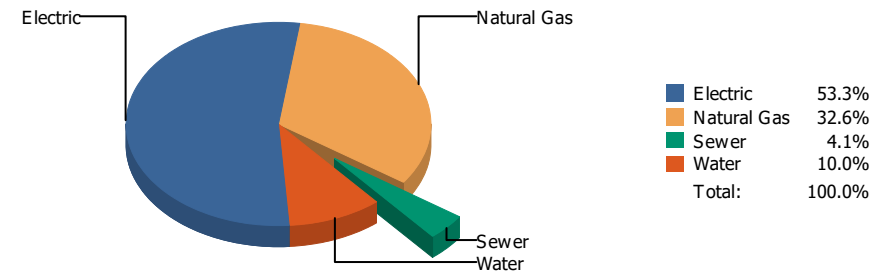


Commodity	Common Use	Energy Use	Energy Use / Area	Total Cost	Cost / Unit	Cost / Area
Place: [ZANEGREYWAREHOUSE] ZANE GREY WAREHOUSE [BUILDING]						
Area: 0 SqFt						
Billing Period: Jan 2022						
ELECTRIC	1,073.00 kWh	3,661 KBtu		\$260.10	\$0.242 /kWh	
NATURALGAS	15.00 CCF	1,545 KBtu		\$208.25	\$13.883 /CCF	
<b>Totals:</b>		<b>5,206 KBtu</b>		<b>\$468.35</b>		

## Energy



## Cost



Commodity	Common Use	Energy Use	Energy Use / Area	Total Cost	Cost / Unit	Cost / Area
<b>Place: [ZAVALA] ZAVALA      148 [BUILDING]</b> <b>Area: 53,356 SqFt</b> <b>Billing Period: Jan 2022</b>						
ELECTRIC	16,154.00 kWh	55,117 KBtu	1.033 KBtu/SqFt	\$2,293.17	\$0.142 /kWh	\$0.043 /SqFt
NATURALGAS	1,277.00 CCF	131,531 KBtu	2.465 KBtu/SqFt	\$1,405.15	\$1.100 /CCF	\$0.026 /SqFt
SEWER	32.00 CCF			\$178.29	\$5.572 /CCF	\$0.003 /SqFt
WATER	57.00 CCF			\$428.83	\$7.523 /CCF	\$0.008 /SqFt
<b>Totals:</b>		<b>186,648 KBtu</b>	<b>3.498 KBtu/SqFt</b>	<b>\$4,305.44</b>		

**Requested by:** eagarci2

**Client version:**

**Report version:** 9

**Filters:** Meters in Building Name: Not one of ZACH WHITE MODULAR SCHOOL 147;START SCHOOL EARLY 1 DAY VALUE;STADIUM RATE CHANGES;SKY PARK IB1;SKY PARK I 200;SKY PARK;ROOSEVELT 137;REMCON COTTAGES;PARKDALE COTTAGES 957;NORTHEAST BOOK DEPOSITORY 814;NEW COMPUTERS SINCE JUNE 1990;Lighting;HERCULES COTTAGES 141A;CANYON HILLS PORTABLES;Butterfield Trail Warehouse;BRANON COTTAGES 955 ;BLUE FLAME BLDG.;BARCELONA COTTAGES;ALL REFUNDS AND REBATES; ; Bill is Void Equals 0; Account is Active Equals 1; Bill is from External Vendor Equals 1; ; Billing Period Equals Jan 2022

**Record count:** 0