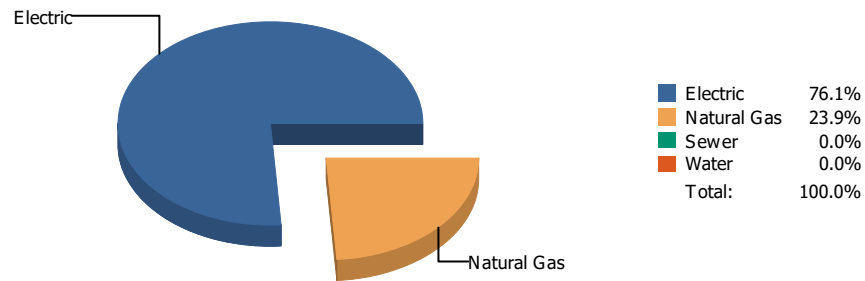
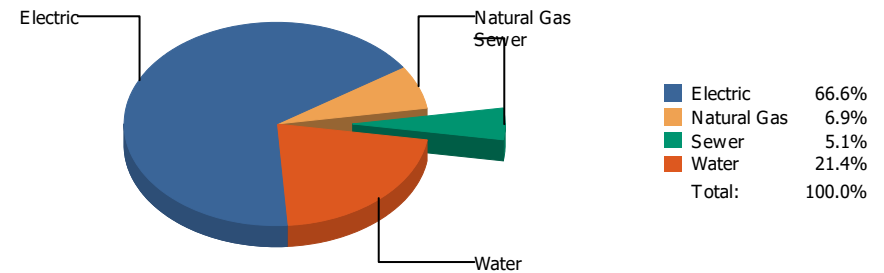


## Energy



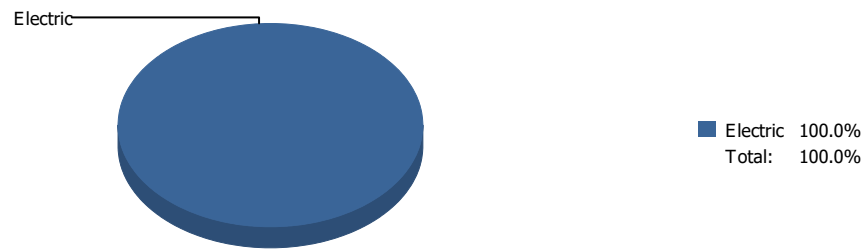
## Cost



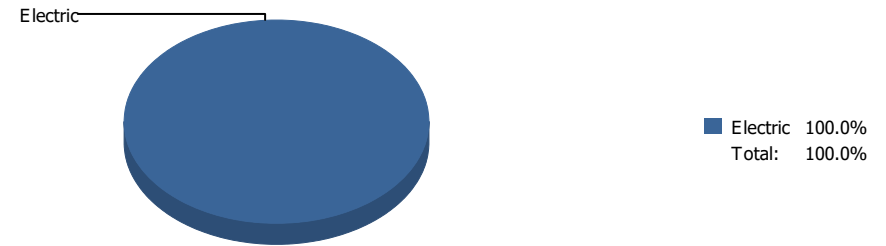
Commodity	Common Use	Energy Use	Energy Use / Area	Total Cost	Cost / Unit	Cost / Area
<b>Place Summary Report</b>						
<b>Area: 10,132,541 SqFt</b>						
<b>Billing Period: May 2022</b>						
ELECTRIC	5,596,207.00 kWh	19,094,258 KBtu	1.808 KBtu/SqFt	\$877,918.57	\$0.157 /kWh	\$0.083 /SqFt
NATURALGAS	58,285.00 CCF	6,003,355 KBtu	0.584 KBtu/SqFt	\$91,036.87	\$1.562 /CCF	\$0.009 /SqFt
SEWER	12,988.00 CCF			\$67,360.78	\$5.186 /CCF	\$0.006 /SqFt
WATER	55,221.00 CCF			\$281,628.00	\$5.100 /CCF	\$0.027 /SqFt
<b>Totals:</b>		<b>25,097,613 KBtu</b>	<b>2.392 KBtu/SqFt</b>	<b>\$1,317,944.22</b>		

\* Please note per area calculations only include buildings with a floor area greater than 0.

### Energy



### Cost



Commodity	Common Use	Energy Use	Energy Use / Area	Total Cost	Cost / Unit	Cost / Area
<b>Place: [ALAMO] ALAMO 101 [BUILDING]</b> <b>Area: 58,978 SqFt</b> <b>Billing Period: May 2022</b>						
ELECTRIC	3,400.00 kWh	11,601 KBtu	0.197 KBtu/SqFt	\$446.61	\$0.131 /kWh	\$0.008 /SqFt
<b>Totals:</b>		<b>11,601 KBtu</b>	<b>0.197 KBtu/SqFt</b>	<b>\$446.61</b>		

## Energy


Electric



■ Electric 100.0%  
 ■ Water 0.0%  
 Total: 100.0%

## Cost

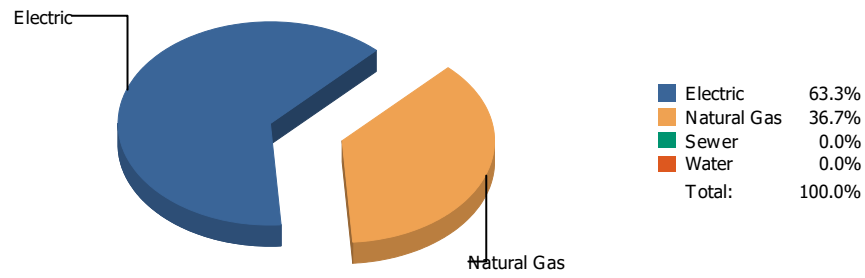
Electric



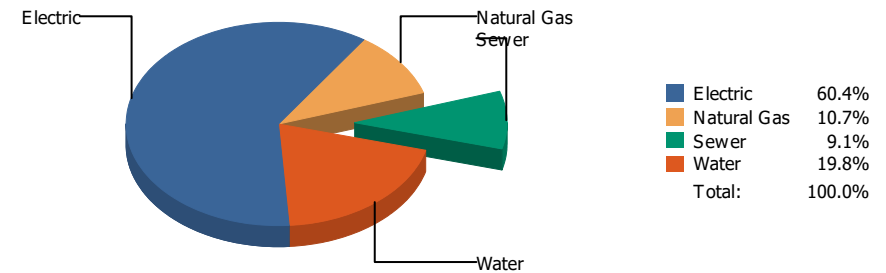
■ Electric 94.9%  
 ■ Water 5.1%  
 Total: 100.0%

Commodity	Common Use	Energy Use	Energy Use / Area	Total Cost	Cost / Unit	Cost / Area
<b>Place: [ALTA] ALTA VISTA      102 [BUILDING]</b> <b>Area: 68,463 SqFt</b> <b>Billing Period: May 2022</b>						
ELECTRIC	4,650.00 kWh	15,866 KBtu	0.232 KBtu/SqFt	\$531.64	\$0.114 /kWh	\$0.008 /SqFt
WATER	0.00 CCF			\$28.61	\$0.000 /CCF	\$0.000 /SqFt
<b>Totals:</b>		<b>15,866 KBtu</b>	<b>0.232 KBtu/SqFt</b>	<b>\$560.25</b>		

## Energy

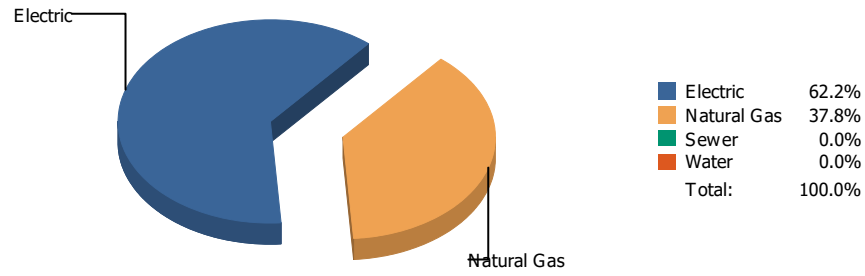


## Cost

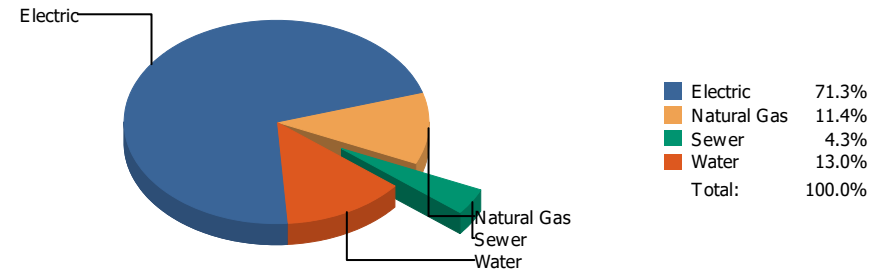


Commodity	Common Use	Energy Use	Energy Use / Area	Total Cost	Cost / Unit	Cost / Area
Place: [ADDRESS] ADDRESS 001 [BUILDING]						
Area: 266,968 SqFt						
Billing Period: May 2022						
ELECTRIC	117,786.00 kWh	401,886 KBtu	1.505 KBtu/SqFt	\$22,715.82	\$0.193 /kWh	\$0.084 /SqFt
NATURALGAS	2,264.00 CCF	233,192 KBtu	0.873 KBtu/SqFt	\$4,015.45	\$1.774 /CCF	\$0.014 /SqFt
SEWER	933.00 CCF			\$3,422.77	\$3.669 /CCF	\$0.013 /SqFt
WATER	1,907.00 CCF			\$7,426.88	\$3.895 /CCF	\$0.028 /SqFt
<b>Totals:</b>		<b>635,078 KBtu</b>	<b>2.379 KBtu/SqFt</b>	<b>\$37,580.92</b>		

## Energy

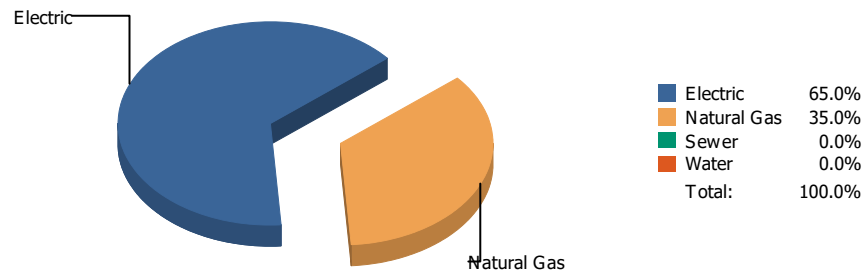


## Cost

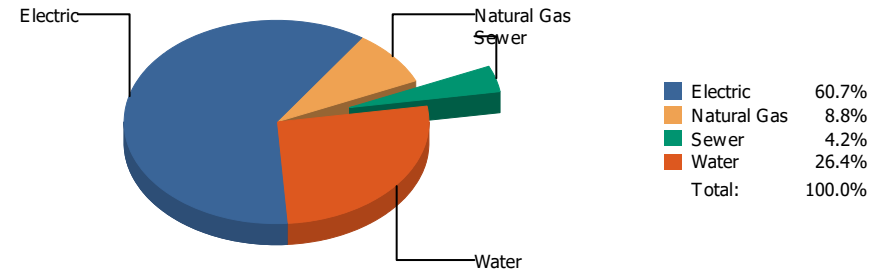


Commodity	Common Use	Energy Use	Energy Use / Area	Total Cost	Cost / Unit	Cost / Area
<b>Place: [AOY] AOY 103 [BUILDING]</b> <b>Area: 105,486 SqFt</b> <b>Billing Period: May 2022</b>						
ELECTRIC	58,331.00 kWh	199,025 KBtu	1.887 KBtu/SqFt	\$10,123.00	\$0.174 /kWh	\$0.096 /SqFt
NATURALGAS	1,176.00 CCF	121,128 KBtu	1.148 KBtu/SqFt	\$1,612.10	\$1.371 /CCF	\$0.015 /SqFt
SEWER	39.00 CCF			\$609.06	\$15.617 /CCF	\$0.006 /SqFt
WATER	271.00 CCF			\$1,845.45	\$6.810 /CCF	\$0.017 /SqFt
<b>Totals:</b>		<b>320,153 KBtu</b>	<b>3.035 KBtu/SqFt</b>	<b>\$14,189.61</b>		

## Energy

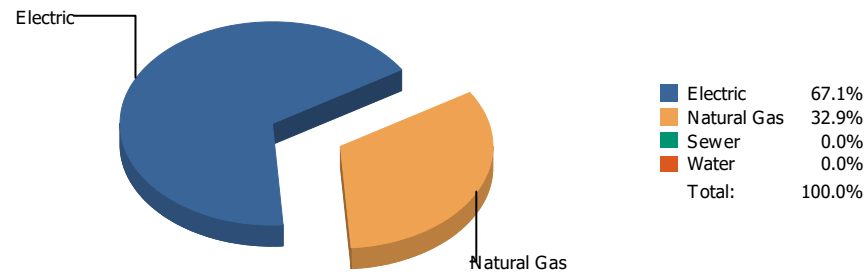


## Cost

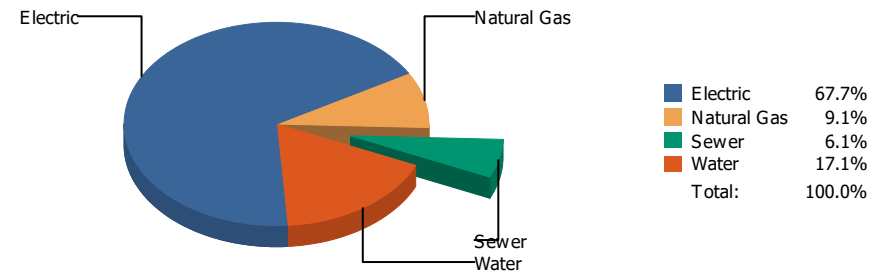


Commodity	Common Use	Energy Use	Energy Use / Area	Total Cost	Cost / Unit	Cost / Area
<b>Place: [ARMENDARIZ_1] ARMENDARIZ MIDDLE SCHOOL [BUILDING]</b>						
<b>Area: 133,779 SqFt</b>						
<b>Billing Period: May 2022</b>						
ELECTRIC	63,000.00 kWh	214,956 KBtu	1.607 KBtu/SqFt	\$9,876.14	\$0.157 /kWh	\$0.074 /SqFt
NATURALGAS	1,123.00 CCF	115,669 KBtu	0.865 KBtu/SqFt	\$1,425.18	\$1.269 /CCF	\$0.011 /SqFt
SEWER	106.00 CCF			\$679.00	\$6.406 /CCF	\$0.005 /SqFt
WATER	928.00 CCF			\$4,298.95	\$4.632 /CCF	\$0.032 /SqFt
<b>Totals:</b>		<b>330,625 KBtu</b>	<b>2.471 KBtu/SqFt</b>	<b>\$16,279.27</b>		

## Energy

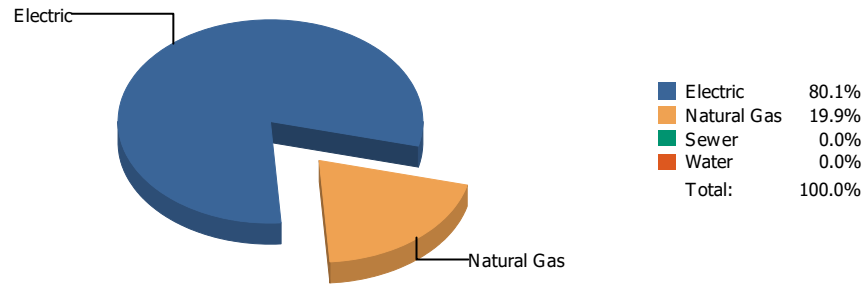


## Cost

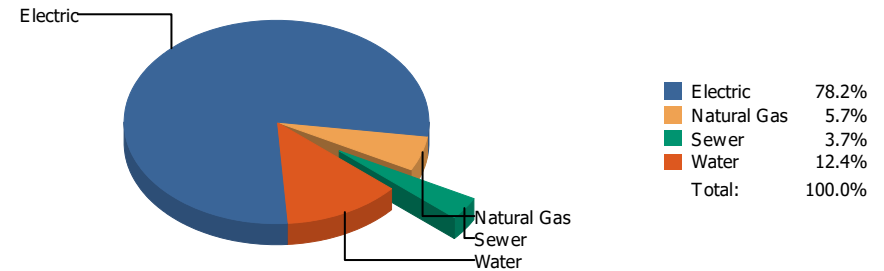


Commodity	Common Use	Energy Use	Energy Use / Area	Total Cost	Cost / Unit	Cost / Area
Place: [AUSTIN] AUSTIN      002 [BUILDING]						
Area: 269,216 SqFt						
Billing Period: May 2022						
ELECTRIC	143,913.00 kWh	491,031 KBtu	1.824 KBtu/SqFt	\$22,942.09	\$0.159 /kWh	\$0.085 /SqFt
NATURALGAS	2,337.00 CCF	240,711 KBtu	0.894 KBtu/SqFt	\$3,088.42	\$1.322 /CCF	\$0.011 /SqFt
SEWER	348.00 CCF			\$2,062.40	\$5.926 /CCF	\$0.008 /SqFt
WATER	806.00 CCF			\$5,799.56	\$7.195 /CCF	\$0.021 /SqFt
<b>Totals:</b>		<b>731,742 KBtu</b>	<b>2.718 KBtu/SqFt</b>	<b>\$33,892.47</b>		

## Energy



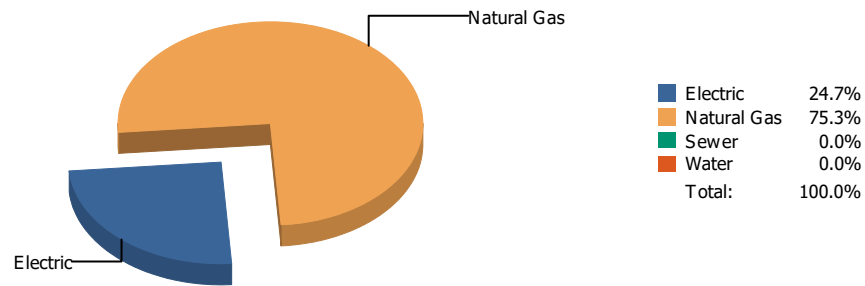
## Cost



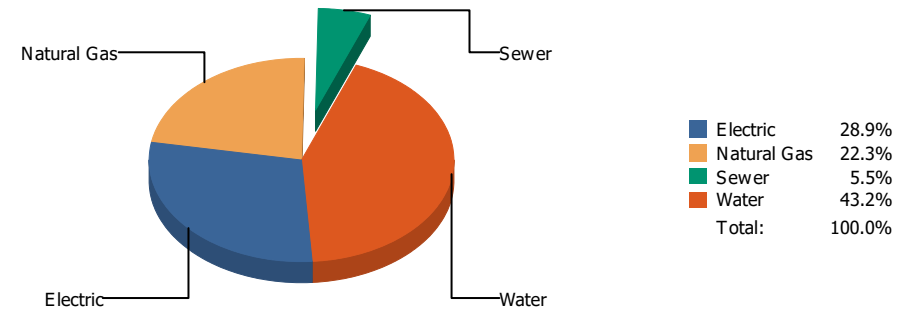
Commodity	Common Use	Energy Use	Energy Use / Area	Total Cost	Cost / Unit	Cost / Area
<b>Place: [BARRON ELEMENTARY] Barron Elementary 165 [BUILDING]</b>						
<b>Area: 87,818 SqFt</b>						
<b>Billing Period: May 2022</b>						
ELECTRIC	64,219.00 kWh	219,115 KBtu	2.495 KBtu/SqFt	\$11,813.46	\$0.184 /kWh	\$0.135 /SqFt
NATURALGAS	529.00 CCF	54,487 KBtu	0.620 KBtu/SqFt	\$858.46	\$1.623 /CCF	\$0.010 /SqFt
SEWER	39.00 CCF			\$557.70	\$14.300 /CCF	\$0.006 /SqFt
WATER	367.00 CCF			\$1,877.58	\$5.116 /CCF	\$0.021 /SqFt
<b>Totals:</b>		<b>273,602 KBtu</b>	<b>3.116 KBtu/SqFt</b>	<b>\$15,107.20</b>		



## Energy



## Cost



Commodity	Common Use	Energy Use	Energy Use / Area	Total Cost	Cost / Unit	Cost / Area
Place: [BASSETT] BASSETT 049 [BUILDING]						
Area: 174,250 SqFt						
Billing Period: May 2022						
ELECTRIC	51,200.00 kWh	174,694 KBtu	1.003 KBtu/SqFt	\$8,028.02	\$0.157 /kWh	\$0.046 /SqFt
NATURALGAS	5,173.00 CCF	532,819 KBtu	3.058 KBtu/SqFt	\$6,197.39	\$1.198 /CCF	\$0.036 /SqFt
SEWER	508.00 CCF			\$1,534.40	\$3.020 /CCF	\$0.009 /SqFt
WATER	2,265.00 CCF			\$11,973.69	\$5.286 /CCF	\$0.069 /SqFt
<b>Totals:</b>		<b>707,513 KBtu</b>	<b>4.060 KBtu/SqFt</b>	<b>\$27,733.50</b>		

## Energy

Electric



■ Electric 100.0%  
Total: 100.0%

## Cost

Electric



■ Electric 100.0%  
Total: 100.0%

Commodity	Common Use	Energy Use	Energy Use / Area	Total Cost	Cost / Unit	Cost / Area
<b>Place: [BEALL] BEALL      104 [BUILDING]</b> <b>Area: 74,454 SqFt</b> <b>Billing Period: May 2022</b>						
ELECTRIC	937.00 kWh	3,197 KBtu	0.043 KBtu/SqFt	\$160.74	\$0.172 /kWh	\$0.002 /SqFt
<b>Totals:</b>		<b>3,197 KBtu</b>	<b>0.043 KBtu/SqFt</b>	<b>\$160.74</b>		

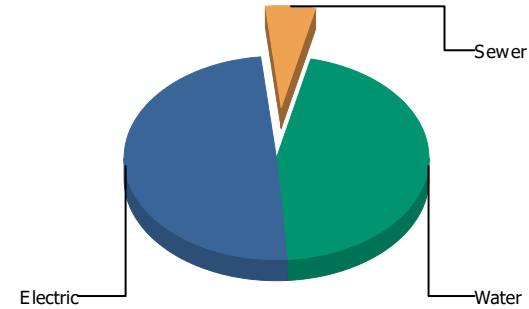
## Energy

Electric



Electric 100.0%  
 Sewer 0.0%  
 Water 0.0%  
 Total: 100.0%

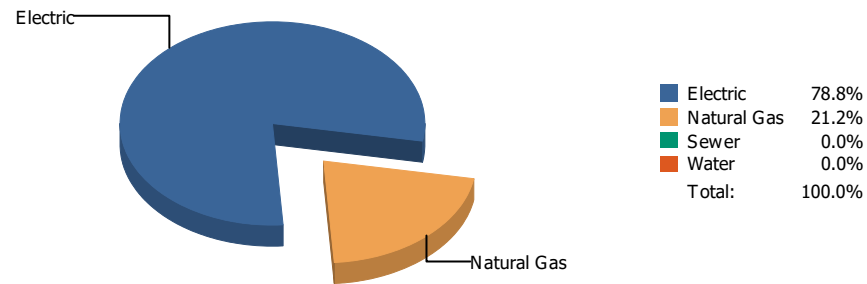
## Cost



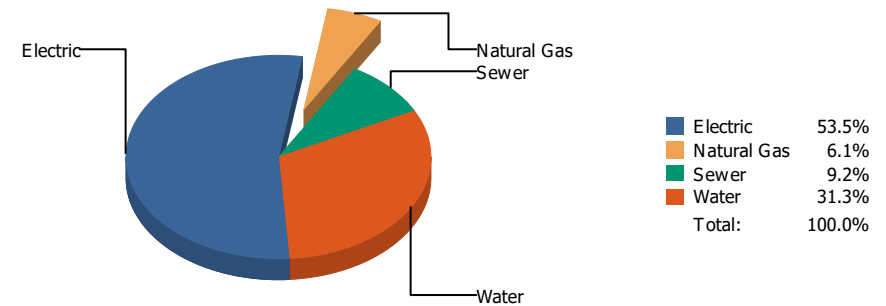
Electric 49.4%  
 Sewer 5.4%  
 Water 45.2%  
 Total: 100.0%

Commodity	Common Use	Energy Use	Energy Use / Area	Total Cost	Cost / Unit	Cost / Area
<b>Place: [BLISS] BLISS      105 [BUILDING]</b> <b>Area: 78,820 SqFt</b> <b>Billing Period: May 2022</b>						
ELECTRIC	26,828.00 kWh	91,537 KBtu	1.161 KBtu/SqFt	\$4,588.18	\$0.171 /kWh	\$0.058 /SqFt
SEWER	94.00 CCF			\$503.54	\$5.357 /CCF	\$0.006 /SqFt
WATER	588.00 CCF			\$4,197.65	\$7.139 /CCF	\$0.053 /SqFt
<b>Totals:</b>		<b>91,537 KBtu</b>	<b>1.161 KBtu/SqFt</b>	<b>\$9,289.37</b>		

## Energy



## Cost



Commodity	Common Use	Energy Use	Energy Use / Area	Total Cost	Cost / Unit	Cost / Area
<b>Place: [BOBBY_JOE_HILL] BOBBY JOE HILL 059 [BUILDING]</b>						
<b>Area: 0 SqFt</b>						
<b>Billing Period: May 2022</b>						
ELECTRIC	33,827.00 kWh	115,418 KBtu		\$5,718.01	\$0.169 /kWh	
NATURALGAS	302.00 CCF	31,106 KBtu		\$651.25	\$2.156 /CCF	
SEWER	118.00 CCF			\$978.36	\$8.291 /CCF	
WATER	770.00 CCF			\$3,342.65	\$4.341 /CCF	
<b>Totals:</b>		<b>146,524 KBtu</b>		<b>\$10,690.27</b>		

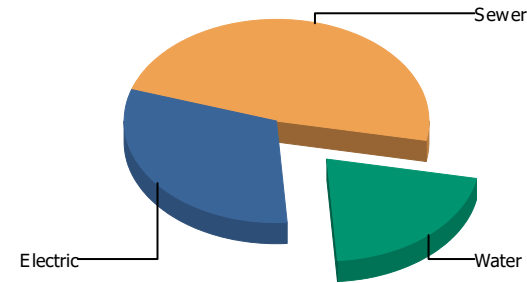
## Energy

Electric



Electric 100.0%  
 Sewer 0.0%  
 Water 0.0%  
 Total: 100.0%

## Cost



Electric 31.0%  
 Sewer 48.2%  
 Water 20.8%  
 Total: 100.0%

Commodity	Common Use	Energy Use	Energy Use / Area	Total Cost	Cost / Unit	Cost / Area
<b>Place: [BOND_2] BOND      160 [BUILDING]</b> <b>Area: 89,988 SqFt</b> <b>Billing Period: May 2022</b>						
ELECTRIC	2,609.00 kWh	8,902 KBtu	0.099 KBtu/SqFt	\$409.45	\$0.157 /kWh	\$0.004 /SqFt
SEWER	98.00 CCF			\$635.42	\$6.484 /CCF	\$0.007 /SqFt
WATER	18.00 CCF			\$273.86	\$15.214 /CCF	\$0.003 /SqFt
<b>Totals:</b>		<b>8,902 KBtu</b>	<b>0.099 KBtu/SqFt</b>	<b>\$1,318.73</b>		

## Energy

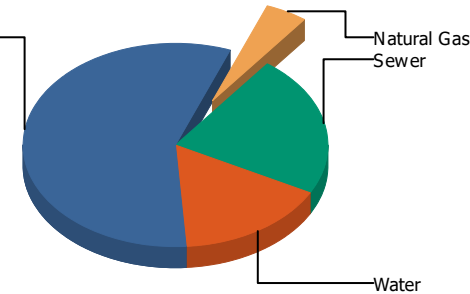
Electric



Electric	100.0%
Natural Gas	0.0%
Sewer	0.0%
Water	0.0%
<b>Total:</b>	<b>100.0%</b>

## Cost

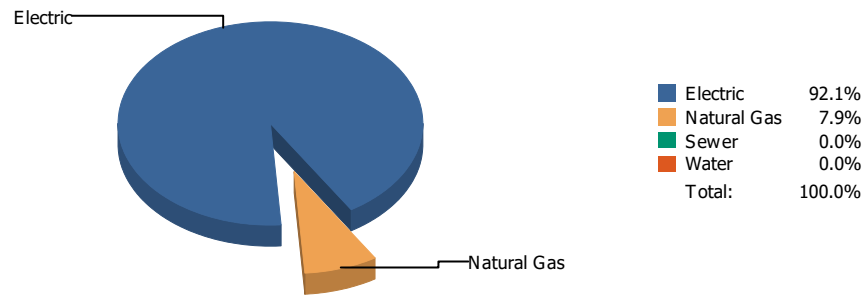
Electric



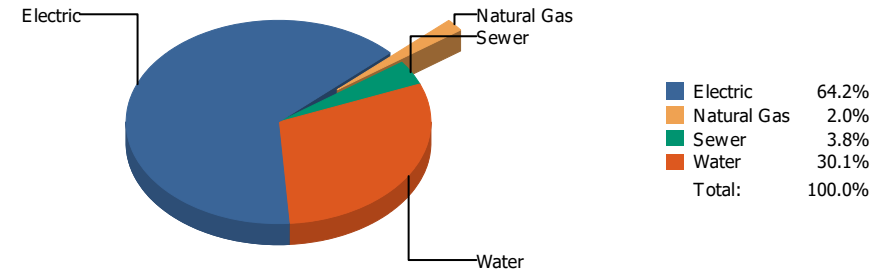
Electric	57.0%
Natural Gas	4.4%
Sewer	22.5%
Water	16.1%
<b>Total:</b>	<b>100.0%</b>

Commodity	Common Use	Energy Use	Energy Use / Area	Total Cost	Cost / Unit	Cost / Area
Place: [BONHAM] BONHAM 106 [BUILDING]						
Area: 53,522 SqFt						
Billing Period: May 2022						
ELECTRIC	10,193.00 kWh	34,779 KBtu	0.650 KBtu/SqFt	\$1,636.44	\$0.161 /kWh	\$0.030 /SqFt
NATURALGAS	0.00 CCF	0 KBtu	0.000 KBtu/SqFt	\$126.12	\$0.000 /CCF	\$0.002 /SqFt
SEWER	172.00 CCF			\$647.09	\$3.762 /CCF	\$0.012 /SqFt
WATER	117.00 CCF			\$460.94	\$3.940 /CCF	\$0.009 /SqFt
<b>Totals:</b>		<b>34,779 KBtu</b>	<b>0.650 KBtu/SqFt</b>	<b>\$2,870.59</b>		

## Energy

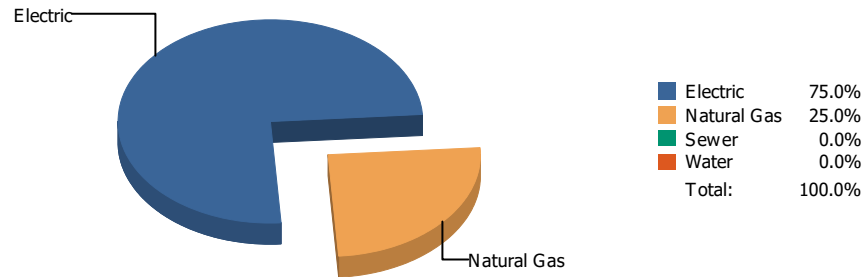


## Cost

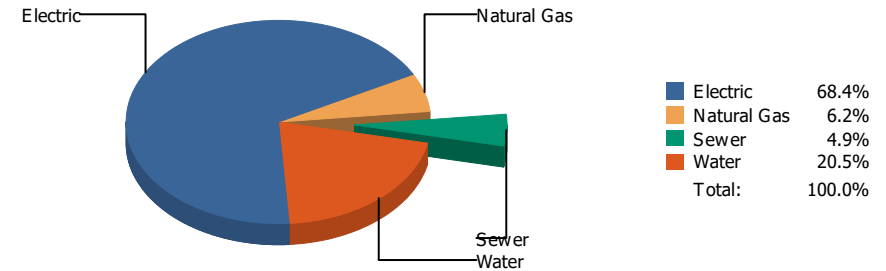


Commodity	Common Use	Energy Use	Energy Use / Area	Total Cost	Cost / Unit	Cost / Area
<b>Place: [BOWIE] BOWIE 003 [BUILDING]</b> <b>Area: 282,931 SqFt</b> <b>Billing Period: May 2022</b>						
ELECTRIC	198,962.00 kWh	678,858 KBtu	2.399 KBtu/SqFt	\$29,826.72	\$0.150 /kWh	\$0.105 /SqFt
NATURALGAS	564.00 CCF	58,092 KBtu	0.205 KBtu/SqFt	\$910.88	\$1.615 /CCF	\$0.003 /SqFt
SEWER	377.00 CCF			\$1,745.19	\$4.629 /CCF	\$0.006 /SqFt
WATER	3,188.00 CCF			\$14,009.09	\$4.394 /CCF	\$0.049 /SqFt
<b>Totals:</b>		<b>736,950 KBtu</b>	<b>2.605 KBtu/SqFt</b>	<b>\$46,491.88</b>		

## Energy



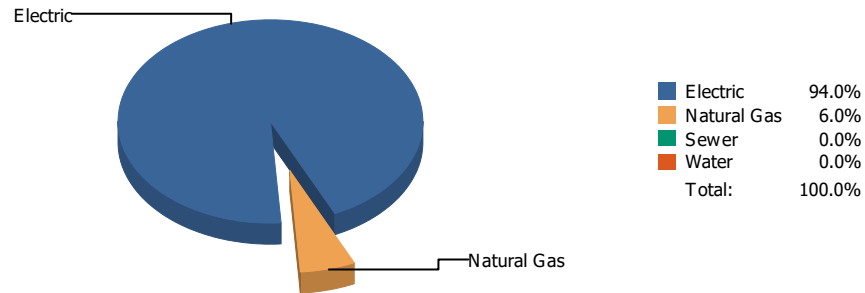
## Cost



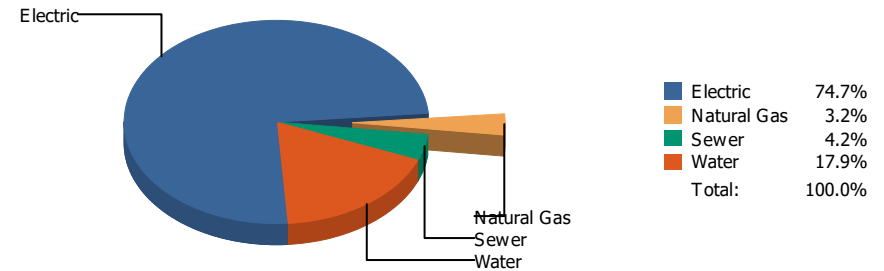
Commodity	Common Use	Energy Use	Energy Use / Area	Total Cost	Cost / Unit	Cost / Area
<b>Place: [BROWN] BROWN MIDDLE SCHOOL 056 [BUILDING]</b>						
<b>Area: 173,263 SqFt</b>						
<b>Billing Period: May 2022</b>						
ELECTRIC	93,400.00 kWh	318,681 KBtu	1.839 KBtu/SqFt	\$14,563.36	\$0.156 /kWh	\$0.084 /SqFt
NATURALGAS	1,033.00 CCF	106,399 KBtu	0.614 KBtu/SqFt	\$1,321.90	\$1.280 /CCF	\$0.008 /SqFt
SEWER	254.00 CCF			\$1,047.52	\$4.124 /CCF	\$0.006 /SqFt
WATER	823.00 CCF			\$4,373.94	\$5.315 /CCF	\$0.025 /SqFt
<b>Totals:</b>		<b>425,080 KBtu</b>	<b>2.453 KBtu/SqFt</b>	<b>\$21,306.72</b>		



## Energy



## Cost



Commodity	Common Use	Energy Use	Energy Use / Area	Total Cost	Cost / Unit	Cost / Area
Place: [BURGES] BURGES 004 [BUILDING]						
Area: 241,219 SqFt						
Billing Period: May 2022						
ELECTRIC	153,585.00 kWh	524,032 KBtu	2.172 KBtu/SqFt	\$26,258.53	\$0.171 /kWh	\$0.108 /SqFt
NATURALGAS	323.00 CCF	33,269 KBtu	0.138 KBtu/SqFt	\$1,135.03	\$3.514 /CCF	\$0.004 /SqFt
SEWER	187.00 CCF			\$1,474.87	\$7.887 /CCF	\$0.006 /SqFt
WATER	930.00 CCF			\$6,274.09	\$6.746 /CCF	\$0.026 /SqFt
<b>Totals:</b>		<b>557,301 KBtu</b>	<b>2.310 KBtu/SqFt</b>	<b>\$35,142.52</b>		

## Energy

Electric



■ Electric 100.0%  
Total: 100.0%

## Cost

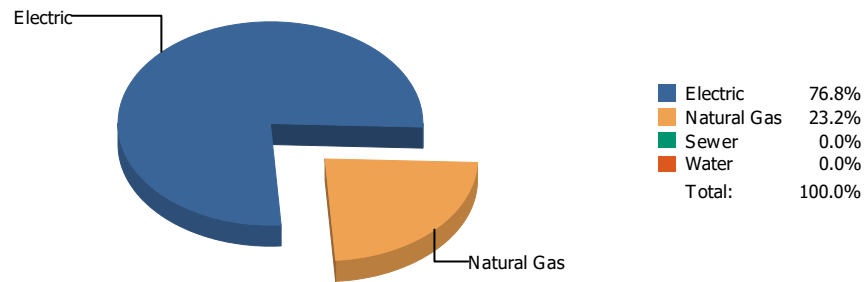
Electric



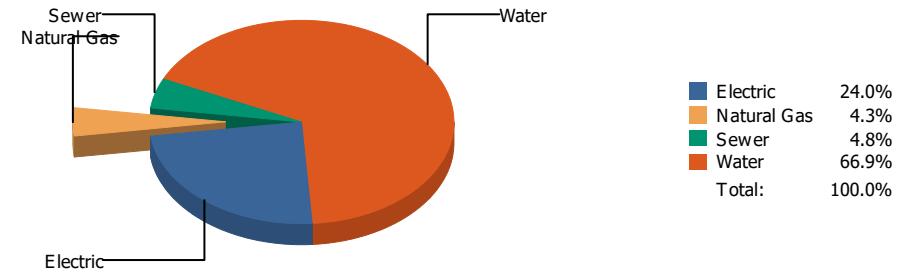
■ Electric 100.0%  
Total: 100.0%

Commodity	Common Use	Energy Use	Energy Use / Area	Total Cost	Cost / Unit	Cost / Area
Place: [BURLESON] BURLESON 107 [BUILDING]						
Area: 73,772 SqFt						
Billing Period: May 2022						
ELECTRIC	1,439.00 kWh	4,910 KBtu	0.067 KBtu/SqFt	\$236.90	\$0.165 /kWh	\$0.003 /SqFt
<b>Totals:</b>		<b>4,910 KBtu</b>	<b>0.067 KBtu/SqFt</b>	<b>\$236.90</b>		

## Energy

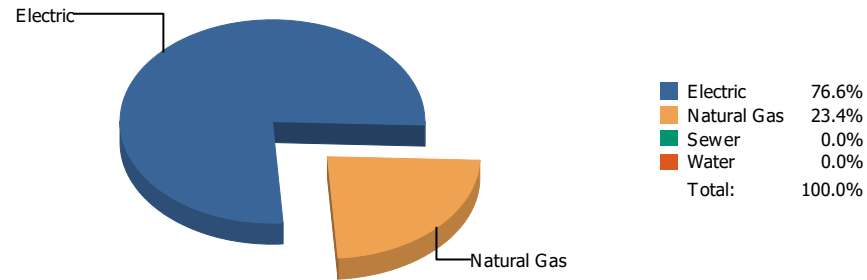


## Cost

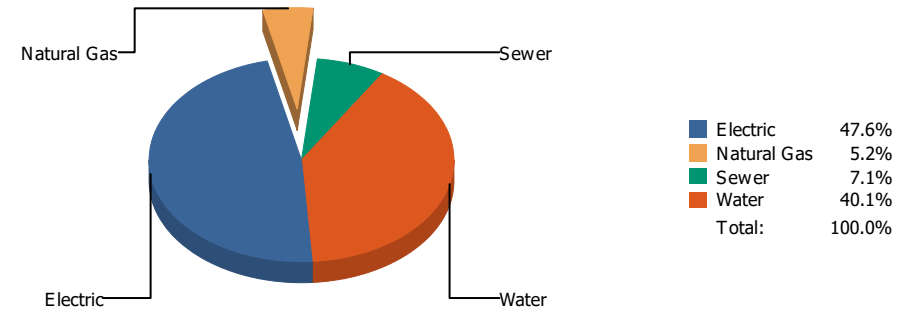


Commodity	Common Use	Energy Use	Energy Use / Area	Total Cost	Cost / Unit	Cost / Area
<b>Place: [BURNET] BURNET      108 [BUILDING]</b> <b>Area: 50,520 SqFt</b> <b>Billing Period: May 2022</b>						
ELECTRIC	14,695.00 kWh	50,139 KBtu	0.992 KBtu/SqFt	\$2,364.86	\$0.161 /kWh	\$0.047 /SqFt
NATURALGAS	147.00 CCF	15,141 KBtu	0.300 KBtu/SqFt	\$423.98	\$2.884 /CCF	\$0.008 /SqFt
SEWER	92.00 CCF			\$472.92	\$5.140 /CCF	\$0.009 /SqFt
WATER	853.00 CCF			\$6,587.58	\$7.723 /CCF	\$0.130 /SqFt
<b>Totals:</b>		<b>65,280 KBtu</b>	<b>1.292 KBtu/SqFt</b>	<b>\$9,849.34</b>		

## Energy

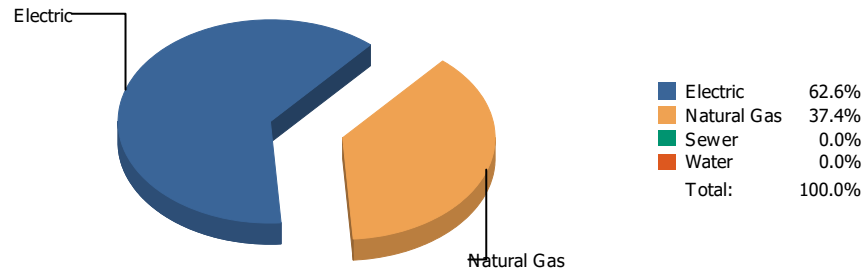


## Cost

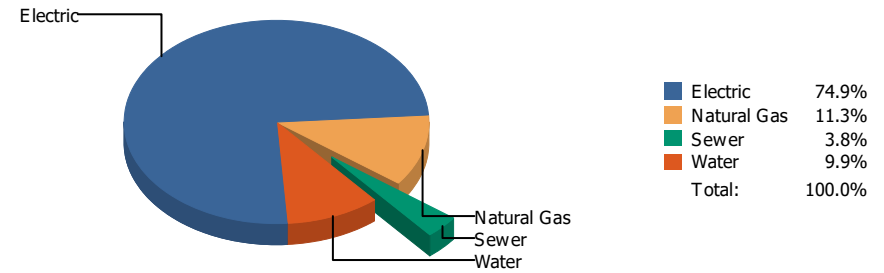


Commodity	Common Use	Energy Use	Energy Use / Area	Total Cost	Cost / Unit	Cost / Area
Place: [CANYON-HILLS] CANYON HILLS 043 [BUILDING]						
Area: 133,149 SqFt						
Billing Period: May 2022						
ELECTRIC	44,930.00 kWh	153,301 KBtu	1.151 KBtu/SqFt	\$7,243.40	\$0.161 /kWh	\$0.054 /SqFt
NATURALGAS	455.00 CCF	46,865 KBtu	0.352 KBtu/SqFt	\$783.80	\$1.723 /CCF	\$0.006 /SqFt
SEWER	102.00 CCF			\$1,084.10	\$10.628 /CCF	\$0.008 /SqFt
WATER	816.00 CCF			\$6,098.81	\$7.474 /CCF	\$0.046 /SqFt
<b>Totals:</b>		<b>200,166 KBtu</b>	<b>1.503 KBtu/SqFt</b>	<b>\$15,210.11</b>		

## Energy

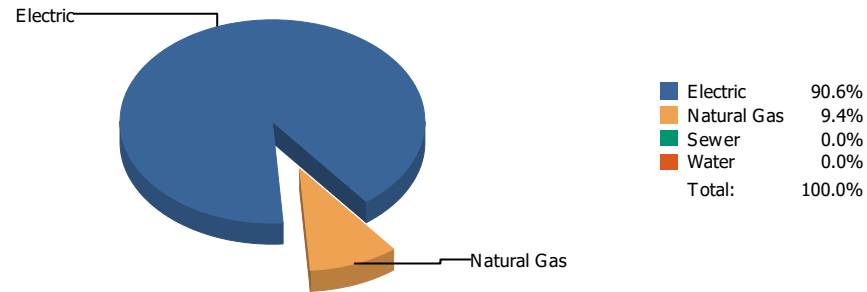


## Cost

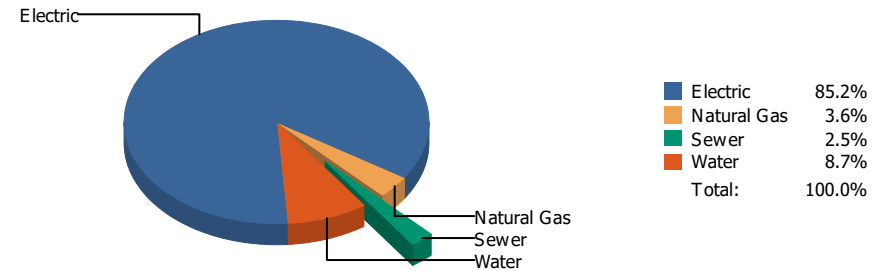


Commodity	Common Use	Energy Use	Energy Use / Area	Total Cost	Cost / Unit	Cost / Area
Place: [CAREER] CAREER AND TECHNOLOGY [BUILDING]						
Area: 146,485 SqFt						
Billing Period: May 2022						
ELECTRIC	66,359.00 kWh	226,417 KBtu	1.546 KBtu/SqFt	\$10,879.84	\$0.164 /kWh	\$0.074 /SqFt
NATURALGAS	1,315.00 CCF	135,445 KBtu	0.925 KBtu/SqFt	\$1,645.31	\$1.251 /CCF	\$0.011 /SqFt
SEWER	76.00 CCF			\$555.61	\$7.311 /CCF	\$0.004 /SqFt
WATER	292.00 CCF			\$1,437.37	\$4.923 /CCF	\$0.010 /SqFt
<b>Totals:</b>		<b>361,862 KBtu</b>	<b>2.470 KBtu/SqFt</b>	<b>\$14,518.13</b>		

## Energy



## Cost



Commodity	Common Use	Energy Use	Energy Use / Area	Total Cost	Cost / Unit	Cost / Area
Place: [CENTRAL_OFFICE_STANTON] CENTRAL OFFICE STANTON [BUILDING]						
Area: 79,813 SqFt						
Billing Period: May 2022						
ELECTRIC	117,149.00 kWh	399,712 KBtu	5.008 KBtu/SqFt	\$17,018.53	\$0.145 /kWh	\$0.213 /SqFt
NATURALGAS	404.00 CCF	41,612 KBtu	0.521 KBtu/SqFt	\$727.49	\$1.801 /CCF	\$0.009 /SqFt
SEWER	32.00 CCF			\$494.74	\$15.461 /CCF	\$0.006 /SqFt
WATER	142.00 CCF			\$1,737.65	\$12.237 /CCF	\$0.021 /SqFt
<b>Totals:</b>		<b>441,324 KBtu</b>	<b>5.529 KBtu/SqFt</b>	<b>\$19,978.41</b>		

## Energy

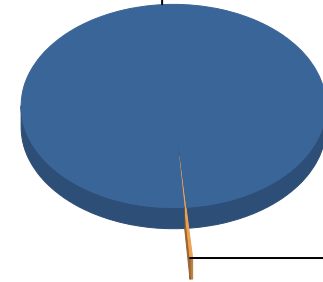
Electric



■ Electric 100.0%  
 ■ Water 0.0%  
 Total: 100.0%

## Cost

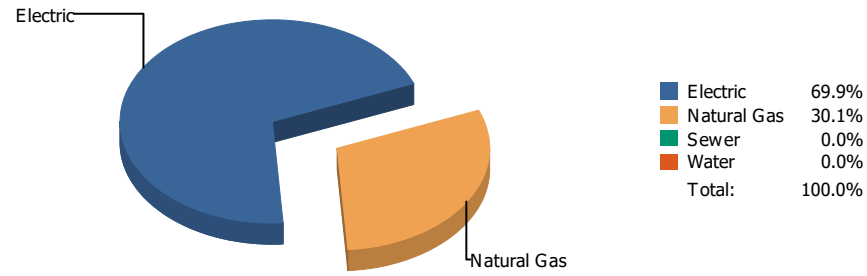
Electric



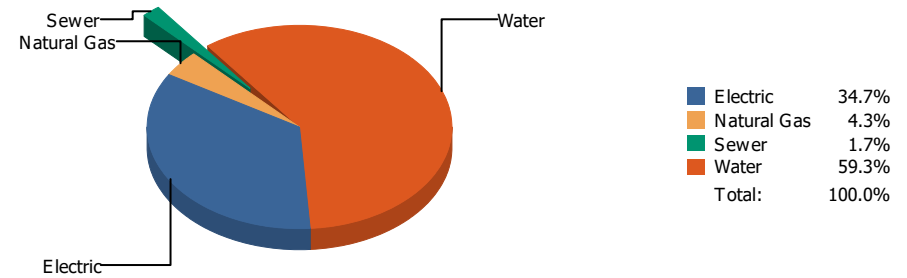
■ Electric 99.8%  
 ■ Water 0.2%  
 Total: 100.0%

Commodity	Common Use	Energy Use	Energy Use / Area	Total Cost	Cost / Unit	Cost / Area
<b>Place: [CHAPIN] CHAPIN 012 [BUILDING]</b> <b>Area: 273,727 SqFt</b> <b>Billing Period: May 2022</b>						
ELECTRIC	242,897.00 kWh	828,765 KBtu	3.028 KBtu/SqFt	\$37,069.60	\$0.153 /kWh	\$0.135 /SqFt
WATER	0.00 CCF			\$79.38	\$0.000 /CCF	\$0.000 /SqFt
<b>Totals:</b>		<b>828,765 KBtu</b>	<b>3.028 KBtu/SqFt</b>	<b>\$37,148.98</b>		

## Energy



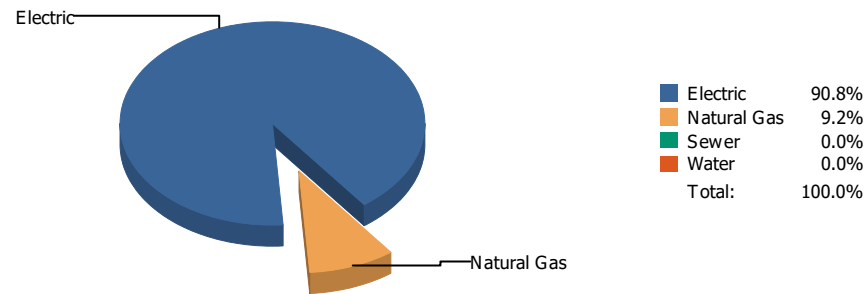
## Cost



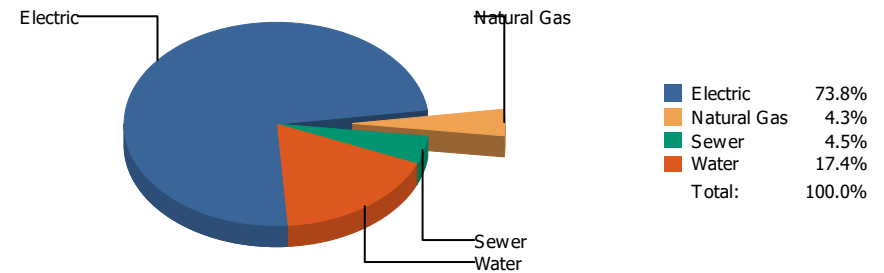
Commodity	Common Use	Energy Use	Energy Use / Area	Total Cost	Cost / Unit	Cost / Area
<b>Place: [CHARLES] H.E. CHARLES      045 [BUILDING]</b> <b>Area: 107,867 SqFt</b> <b>Billing Period: May 2022</b>						
ELECTRIC	76,863.00 kWh	262,257 KBtu	2.431 KBtu/SqFt	\$12,329.84	\$0.160 /kWh	\$0.114 /SqFt
NATURALGAS	1,098.00 CCF	113,094 KBtu	1.048 KBtu/SqFt	\$1,522.75	\$1.387 /CCF	\$0.014 /SqFt
SEWER	77.00 CCF			\$606.79	\$7.880 /CCF	\$0.006 /SqFt
WATER	2,533.00 CCF			\$21,060.69	\$8.315 /CCF	\$0.195 /SqFt
<b>Totals:</b>		<b>375,351 KBtu</b>	<b>3.480 KBtu/SqFt</b>	<b>\$35,520.07</b>		



## Energy

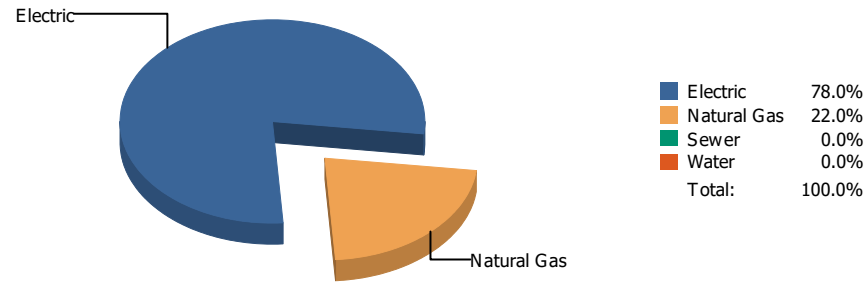


## Cost

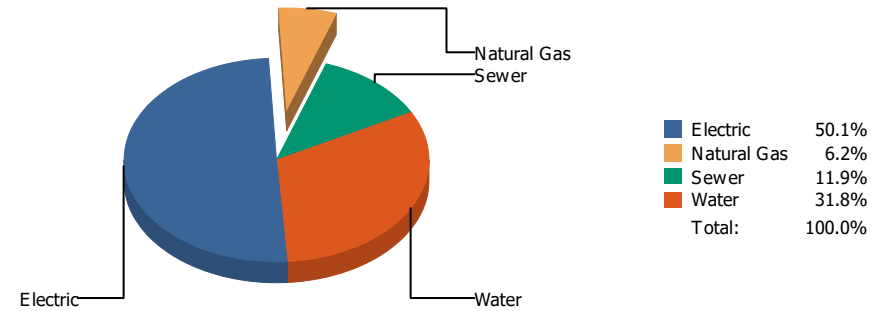


Commodity	Common Use	Energy Use	Energy Use / Area	Total Cost	Cost / Unit	Cost / Area
Place: [CIELO-VISTA] CIELO VISTA 151 [BUILDING]						
Area: 66,034 SqFt						
Billing Period: May 2022						
ELECTRIC	47,580.00 kWh	162,343 KBtu	2.458 KBtu/SqFt	\$7,493.77	\$0.157 /kWh	\$0.113 /SqFt
NATURALGAS	159.00 CCF	16,377 KBtu	0.248 KBtu/SqFt	\$438.06	\$2.755 /CCF	\$0.007 /SqFt
SEWER	76.00 CCF			\$458.72	\$6.036 /CCF	\$0.007 /SqFt
WATER	400.00 CCF			\$1,769.42	\$4.424 /CCF	\$0.027 /SqFt
<b>Totals:</b>		<b>178,720 KBtu</b>	<b>2.706 KBtu/SqFt</b>	<b>\$10,159.97</b>		

## Energy

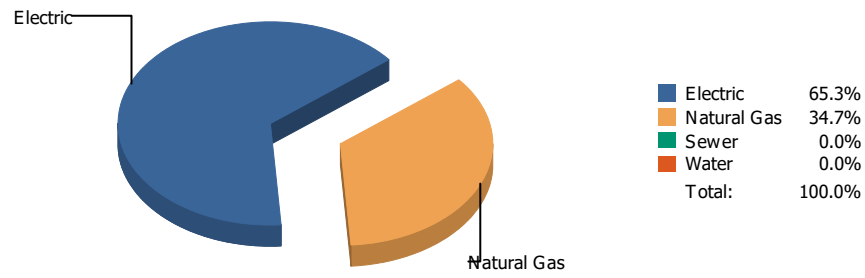


## Cost

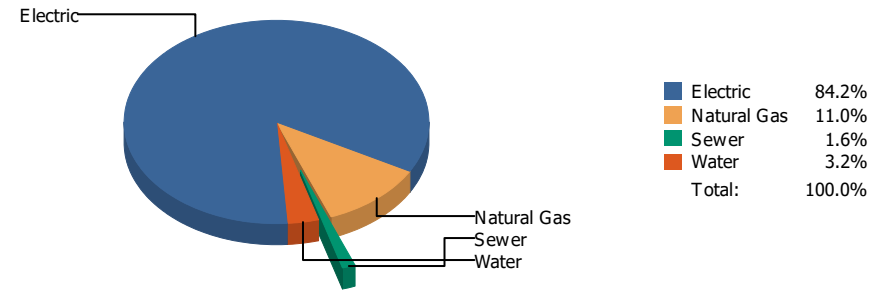


Commodity	Common Use	Energy Use	Energy Use / Area	Total Cost	Cost / Unit	Cost / Area
Place: [CLARDY] CLARDY 109 [BUILDING]						
Area: 70,700 SqFt						
Billing Period: May 2022						
ELECTRIC	25,381.00 kWh	86,600 KBtu	1.225 KBtu/SqFt	\$4,289.91	\$0.169 /kWh	\$0.061 /SqFt
NATURALGAS	237.00 CCF	24,411 KBtu	0.345 KBtu/SqFt	\$529.20	\$2.233 /CCF	\$0.007 /SqFt
SEWER	251.00 CCF			\$1,016.39	\$4.049 /CCF	\$0.014 /SqFt
WATER	624.00 CCF			\$2,719.05	\$4.357 /CCF	\$0.038 /SqFt
<b>Totals:</b>		<b>111,011 KBtu</b>	<b>1.570 KBtu/SqFt</b>	<b>\$8,554.55</b>		

## Energy

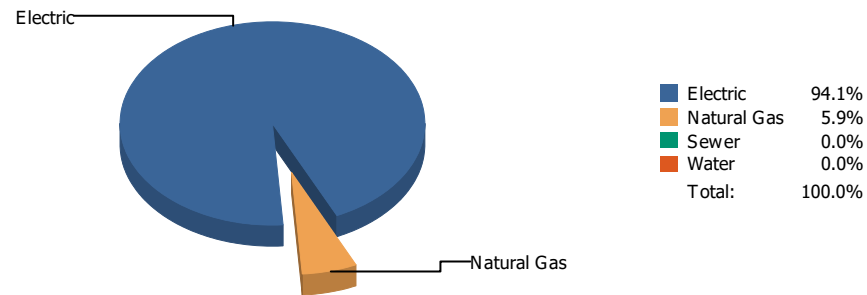


## Cost

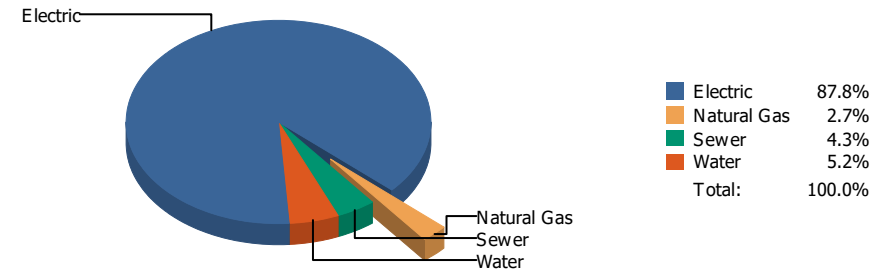


Commodity	Common Use	Energy Use	Energy Use / Area	Total Cost	Cost / Unit	Cost / Area
<b>Place: [CLENEDIN] CLENEDIN 149 [BUILDING]</b> <b>Area: 62,721 SqFt</b> <b>Billing Period: May 2022</b>						
ELECTRIC	36,922.00 kWh	125,978 KBtu	2.009 KBtu/SqFt	\$6,759.11	\$0.183 /kWh	\$0.108 /SqFt
NATURALGAS	651.00 CCF	67,053 KBtu	1.069 KBtu/SqFt	\$883.70	\$1.357 /CCF	\$0.014 /SqFt
SEWER	1.00 CCF			\$124.41	\$124.410 /CCF	\$0.002 /SqFt
WATER	33.00 CCF			\$257.29	\$7.797 /CCF	\$0.004 /SqFt
<b>Totals:</b>		<b>193,031 KBtu</b>	<b>3.078 KBtu/SqFt</b>	<b>\$8,024.51</b>		

## Energy

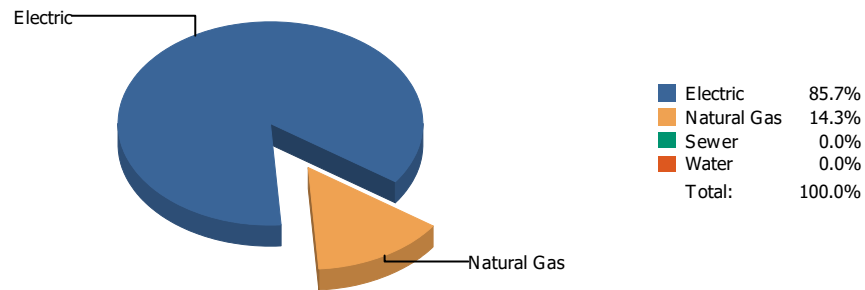


## Cost

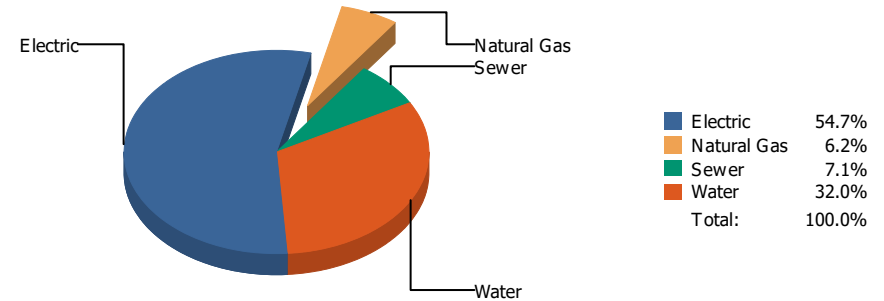


Commodity	Common Use	Energy Use	Energy Use / Area	Total Cost	Cost / Unit	Cost / Area
Place: [COACH_ARCHIE_DURAN] COACH ARCHIE DURAN [BUILDING]						
Area: 0 SqFt						
Billing Period: May 2022						
ELECTRIC	69,600.00 kWh	237,475 KBtu		\$10,780.62	\$0.155 /kWh	
NATURALGAS	144.00 CCF	14,832 KBtu		\$332.51	\$2.309 /CCF	
SEWER	47.00 CCF			\$532.09	\$11.321 /CCF	
WATER	73.00 CCF			\$636.61	\$8.721 /CCF	
<b>Totals:</b>		<b>252,307 KBtu</b>		<b>\$12,281.83</b>		

## Energy

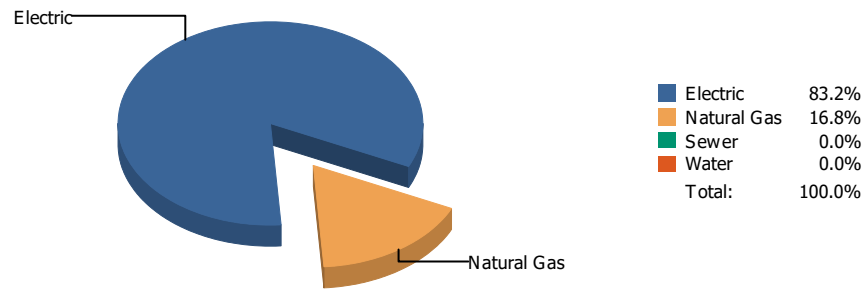


## Cost

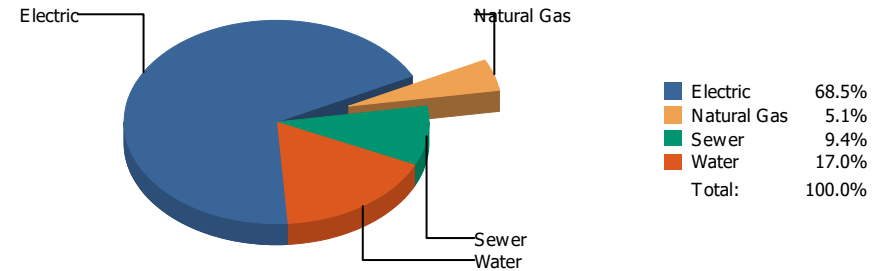


Commodity	Common Use	Energy Use	Energy Use / Area	Total Cost	Cost / Unit	Cost / Area
Place: [COLDWELL] COLDWELL 110 [BUILDING]						
Area: 67,310 SqFt						
Billing Period: May 2022						
ELECTRIC	23,510.00 kWh	80,216 KBtu	1.192 KBtu/SqFt	\$3,560.06	\$0.151 /kWh	\$0.053 /SqFt
NATURALGAS	130.00 CCF	13,390 KBtu	0.199 KBtu/SqFt	\$403.68	\$3.105 /CCF	\$0.006 /SqFt
SEWER	49.00 CCF			\$462.74	\$9.444 /CCF	\$0.007 /SqFt
WATER	464.00 CCF			\$2,080.80	\$4.484 /CCF	\$0.031 /SqFt
<b>Totals:</b>		<b>93,606 KBtu</b>	<b>1.391 KBtu/SqFt</b>	<b>\$6,507.28</b>		

## Energy

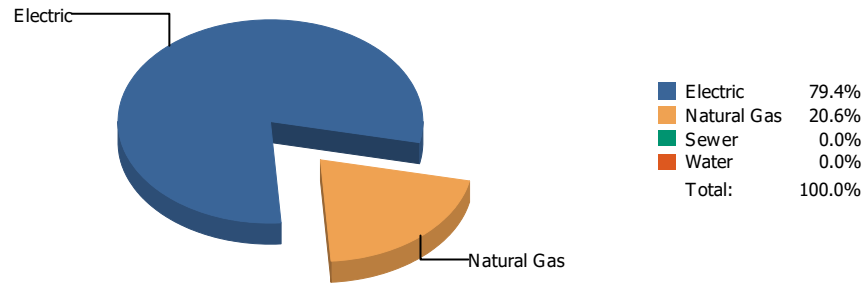


## Cost

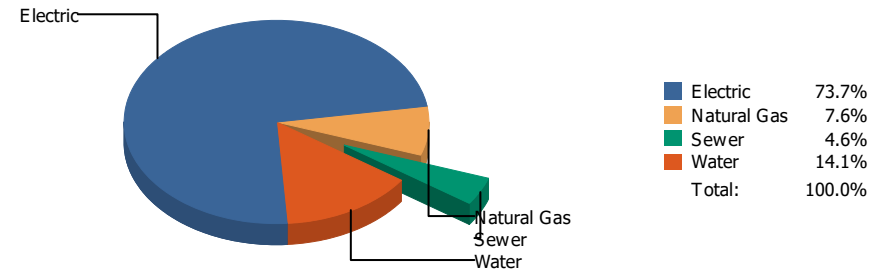


Commodity	Common Use	Energy Use	Energy Use / Area	Total Cost	Cost / Unit	Cost / Area
Place: [COOLEY] COOLEY 111 [BUILDING]						
Area: 95,590 SqFt						
Billing Period: May 2022						
ELECTRIC	55,600.00 kWh	189,707 KBtu	1.985 KBtu/SqFt	\$9,190.60	\$0.165 /kWh	\$0.096 /SqFt
NATURALGAS	373.00 CCF	38,419 KBtu	0.402 KBtu/SqFt	\$688.18	\$1.845 /CCF	\$0.007 /SqFt
SEWER	212.00 CCF			\$1,260.01	\$5.943 /CCF	\$0.013 /SqFt
WATER	424.00 CCF			\$2,281.68	\$5.381 /CCF	\$0.024 /SqFt
<b>Totals:</b>		<b>228,126 KBtu</b>	<b>2.387 KBtu/SqFt</b>	<b>\$13,420.47</b>		

## Energy



## Cost



Commodity	Common Use	Energy Use	Energy Use / Area	Total Cost	Cost / Unit	Cost / Area
Place: [CORONADO] CORONADO 005 [BUILDING]						
Area: 406,757 SqFt						
Billing Period: May 2022						
ELECTRIC	214,234.00 kWh	730,966 KBtu	1.797 KBtu/SqFt	\$35,499.40	\$0.166 /kWh	\$0.086 /SqFt
NATURALGAS	1,838.00 CCF	189,314 KBtu	0.465 KBtu/SqFt	\$3,668.35	\$1.996 /CCF	\$0.008 /SqFt
SEWER	652.00 CCF			\$2,219.83	\$3.405 /CCF	\$0.005 /SqFt
WATER	2,390.00 CCF			\$6,777.33	\$2.836 /CCF	\$0.016 /SqFt
<b>Totals:</b>		<b>920,280 KBtu</b>	<b>2.262 KBtu/SqFt</b>	<b>\$48,164.91</b>		

## Energy

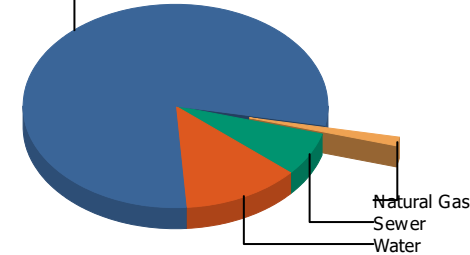
Electric



Electric	100.0%
Natural Gas	0.0%
Sewer	0.0%
Water	0.0%
<b>Total:</b>	<b>100.0%</b>

## Cost

Electric

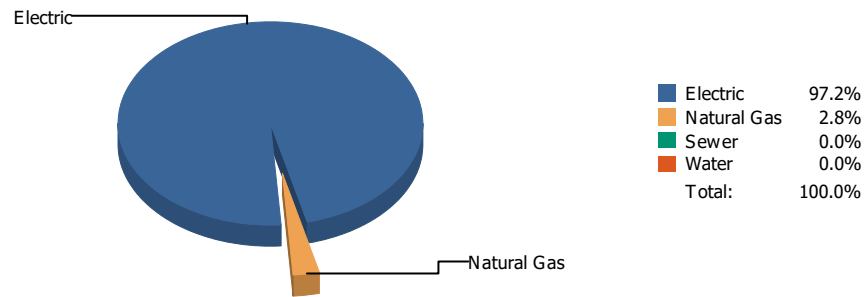


Electric	79.2%
Natural Gas	1.3%
Sewer	7.0%
Water	12.5%
<b>Total:</b>	<b>100.0%</b>

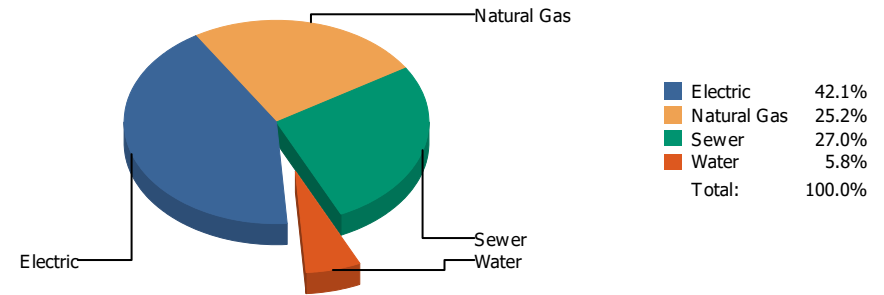
Commodity	Common Use	Energy Use	Energy Use / Area	Total Cost	Cost / Unit	Cost / Area
Place: [CROCKETT_1] CROCKETT 112 [BUILDING]						
Area: 92,585 SqFt						
Billing Period: May 2022						
ELECTRIC	40,706.00 kWh	138,889 KBtu	1.500 KBtu/SqFt	\$7,505.08	\$0.184 /kWh	\$0.081 /SqFt
NATURALGAS	0.00 CCF	0 KBtu	0.000 KBtu/SqFt	\$126.12	\$0.000 /CCF	\$0.001 /SqFt
SEWER	119.00 CCF			\$662.07	\$5.564 /CCF	\$0.007 /SqFt
WATER	186.00 CCF			\$1,187.16	\$6.383 /CCF	\$0.013 /SqFt
<b>Totals:</b>		<b>138,889 KBtu</b>	<b>1.500 KBtu/SqFt</b>	<b>\$9,480.43</b>		



## Energy

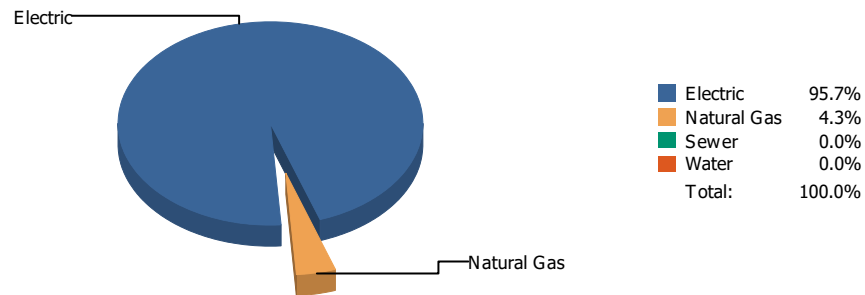


## Cost

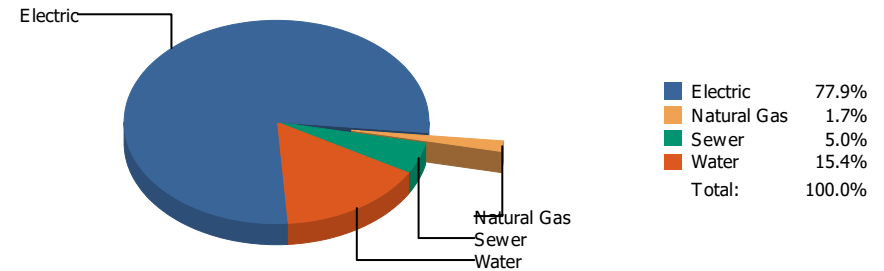


Commodity	Common Use	Energy Use	Energy Use / Area	Total Cost	Cost / Unit	Cost / Area
Place: [CROSBY] CROSBY 113 [BUILDING]						
Area: 83,100 SqFt						
Billing Period: May 2022						
ELECTRIC	3,120.00 kWh	10,645 KBtu	0.128 KBtu/SqFt	\$427.59	\$0.137 /kWh	\$0.005 /SqFt
NATURALGAS	3.00 CCF	309 KBtu	0.004 KBtu/SqFt	\$255.73	\$85.243 /CCF	\$0.003 /SqFt
SEWER	12.00 CCF			\$273.72	\$22.810 /CCF	\$0.003 /SqFt
WATER	1.00 CCF			\$58.58	\$58.580 /CCF	\$0.001 /SqFt
<b>Totals:</b>		<b>10,954 KBtu</b>	<b>0.132 KBtu/SqFt</b>	<b>\$1,015.62</b>		

## Energy

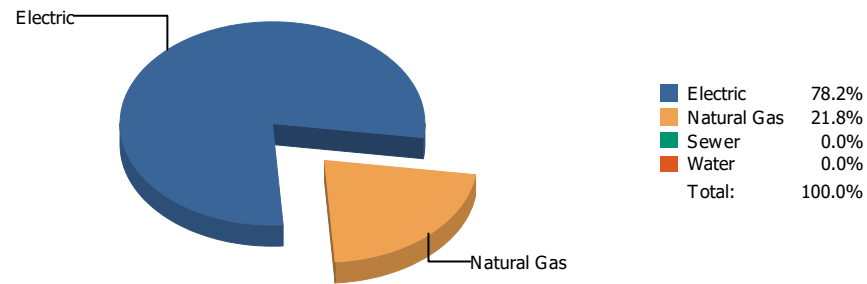


## Cost

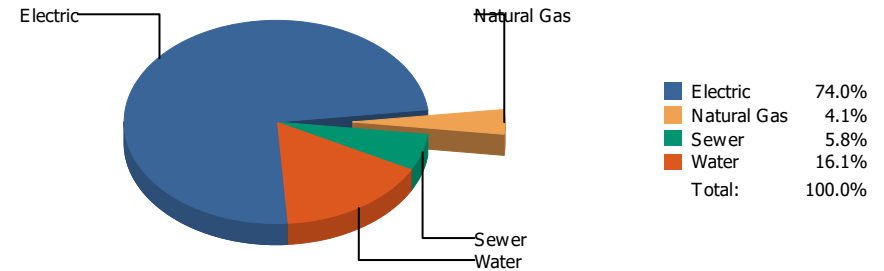


Commodity	Common Use	Energy Use	Energy Use / Area	Total Cost	Cost / Unit	Cost / Area
Place: [DELTA_OPERATIONS_CENTER_] DELTA OPERATIONS CENTER [BUILDING]						
Area: 0 SqFt						
Billing Period: May 2022						
ELECTRIC	52,880.00 kWh	180,427 KBtu		\$6,067.12	\$0.115 /kWh	
NATURALGAS	78.00 CCF	8,034 KBtu		\$132.84	\$1.703 /CCF	
SEWER	48.00 CCF			\$389.00	\$8.104 /CCF	
WATER	233.00 CCF			\$1,203.61	\$5.166 /CCF	
<b>Totals:</b>		<b>188,461 KBtu</b>		<b>\$7,792.57</b>		

## Energy

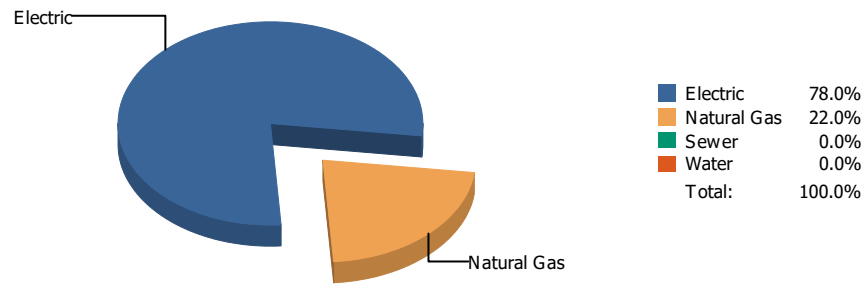


## Cost

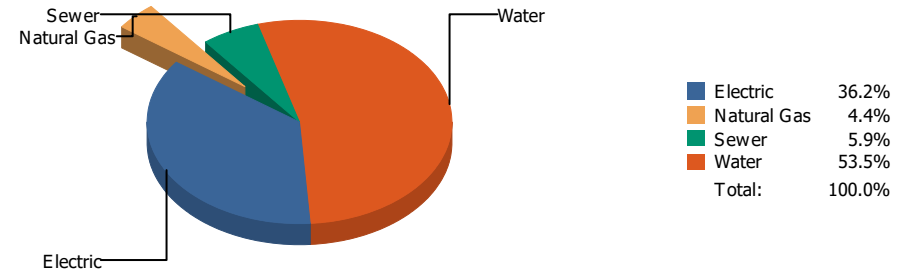


Commodity	Common Use	Energy Use	Energy Use / Area	Total Cost	Cost / Unit	Cost / Area
<b>Place: [DONHASKINSPK8] DON HASKINS PK-8 051 [BUILDING]</b>						
<b>Area: 163,678 SqFt</b>						
<b>Billing Period: May 2022</b>						
ELECTRIC	100,210.00 kWh	341,917 KBtu	2.089 KBtu/SqFt	\$21,867.59	\$0.218 /kWh	\$0.134 /SqFt
NATURALGAS	924.00 CCF	95,172 KBtu	0.581 KBtu/SqFt	\$1,196.87	\$1.295 /CCF	\$0.007 /SqFt
SEWER	319.00 CCF			\$1,706.66	\$5.350 /CCF	\$0.010 /SqFt
WATER	915.00 CCF			\$4,762.26	\$5.205 /CCF	\$0.029 /SqFt
<b>Totals:</b>		<b>437,089 KBtu</b>	<b>2.670 KBtu/SqFt</b>	<b>\$29,533.38</b>		

## Energy

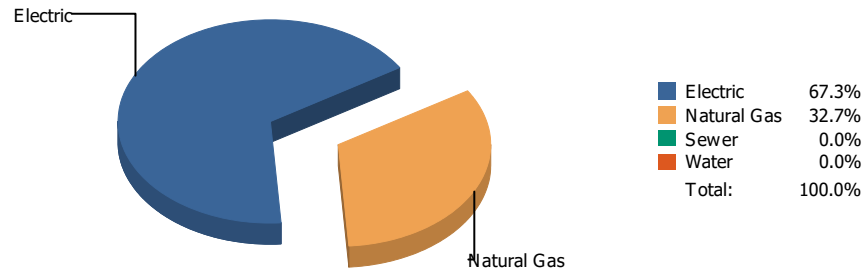


## Cost

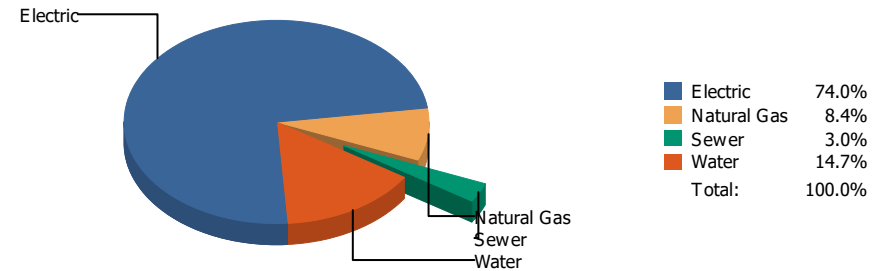


Commodity	Common Use	Energy Use	Energy Use / Area	Total Cost	Cost / Unit	Cost / Area
Place: [DOUGLASS] DOUGLASS 114 [BUILDING]						
Area: 86,903 SqFt						
Billing Period: May 2022						
ELECTRIC	27,923.00 kWh	95,273 KBtu	1.096 KBtu/SqFt	\$4,536.44	\$0.162 /kWh	\$0.052 /SqFt
NATURALGAS	261.00 CCF	26,883 KBtu	0.309 KBtu/SqFt	\$557.25	\$2.135 /CCF	\$0.006 /SqFt
SEWER	162.00 CCF			\$739.58	\$4.565 /CCF	\$0.008 /SqFt
WATER	973.00 CCF			\$6,703.77	\$6.890 /CCF	\$0.077 /SqFt
<b>Totals:</b>		<b>122,156 KBtu</b>	<b>1.406 KBtu/SqFt</b>	<b>\$12,537.04</b>		

## Energy

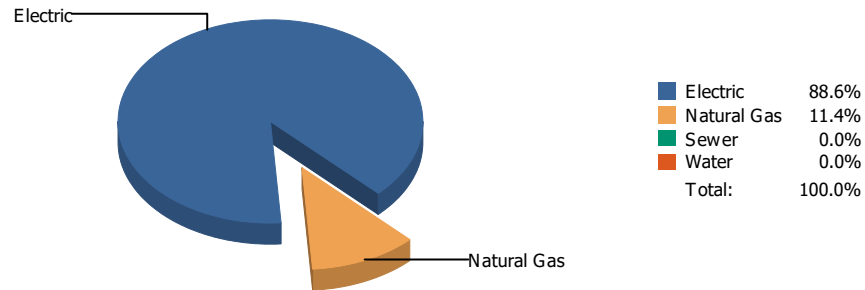


## Cost

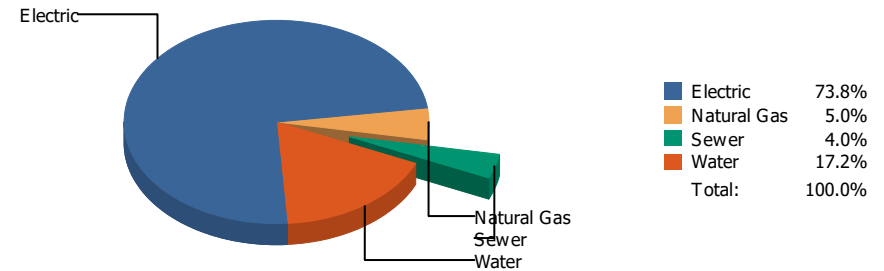


Commodity	Common Use	Energy Use	Energy Use / Area	Total Cost	Cost / Unit	Cost / Area
<b>Place: [DRHORNEDOMIDDLESCHOOL_1] DR. HORNEDO MIDDLE SCHOOL 058 [BUILDING]</b>						
<b>Area: 184,871 SqFt</b>						
<b>Billing Period: May 2022</b>						
ELECTRIC	103,600.00 kWh	353,483 KBtu	1.912 KBtu/SqFt	\$18,074.98	\$0.174 /kWh	\$0.098 /SqFt
NATURALGAS	1,668.00 CCF	171,804 KBtu	0.929 KBtu/SqFt	\$2,050.37	\$1.229 /CCF	\$0.011 /SqFt
SEWER	123.00 CCF			\$721.33	\$5.864 /CCF	\$0.004 /SqFt
WATER	595.00 CCF			\$3,590.08	\$6.034 /CCF	\$0.019 /SqFt
<b>Totals:</b>		<b>525,287 KBtu</b>	<b>2.841 KBtu/SqFt</b>	<b>\$24,436.76</b>		

## Energy



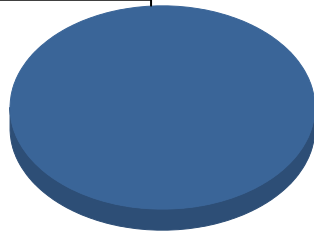
## Cost



Commodity	Common Use	Energy Use	Energy Use / Area	Total Cost	Cost / Unit	Cost / Area
<b>Place: [EL-PASO-HIGH] EL PASO HIGH 006 [BUILDING]</b> <b>Area: 236,062 SqFt</b> <b>Billing Period: May 2022</b>						
ELECTRIC	179,692.00 kWh	613,109 KBtu	2.597 KBtu/SqFt	\$30,149.40	\$0.168 /kWh	\$0.127 /SqFt
NATURALGAS	764.00 CCF	78,692 KBtu	0.333 KBtu/SqFt	\$2,028.42	\$2.655 /CCF	\$0.008 /SqFt
SEWER	270.00 CCF			\$1,624.34	\$6.016 /CCF	\$0.007 /SqFt
WATER	1,303.00 CCF			\$7,036.79	\$5.400 /CCF	\$0.029 /SqFt
<b>Totals:</b>		<b>691,801 KBtu</b>	<b>2.931 KBtu/SqFt</b>	<b>\$40,838.95</b>		

## Energy

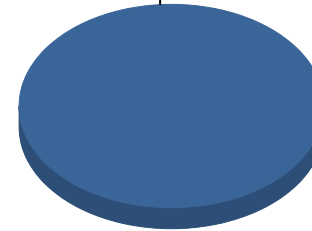
Electric



■ Electric 100.0%  
Total: 100.0%

## Cost

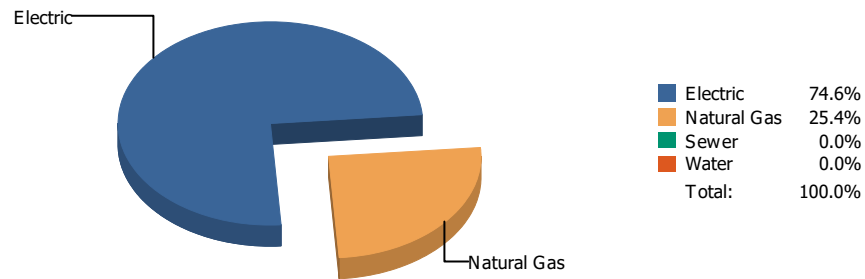
Electric



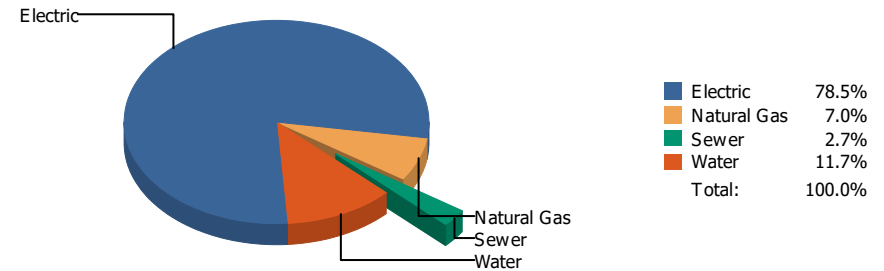
■ Electric 100.0%  
Total: 100.0%

Commodity	Common Use	Energy Use	Energy Use / Area	Total Cost	Cost / Unit	Cost / Area
Place: [FANNIN] FANNIN 116 [BUILDING]						
Area: 73,291 SqFt						
Billing Period: May 2022						
ELECTRIC	3,275.00 kWh	11,174 KBtu	0.152 KBtu/SqFt	\$478.40	\$0.146 /kWh	\$0.006 /SqFt
<b>Totals:</b>		<b>11,174 KBtu</b>	<b>0.152 KBtu/SqFt</b>	<b>\$478.40</b>		

## Energy



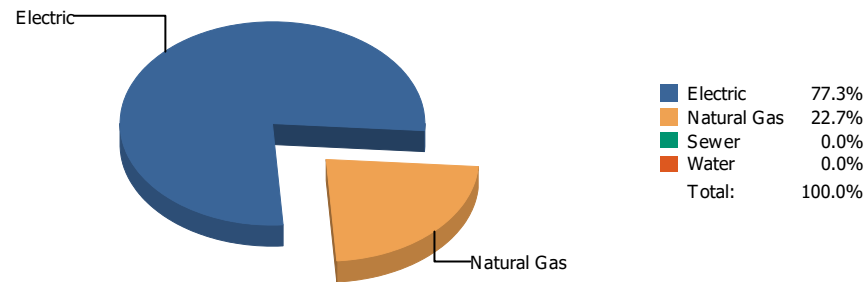
## Cost



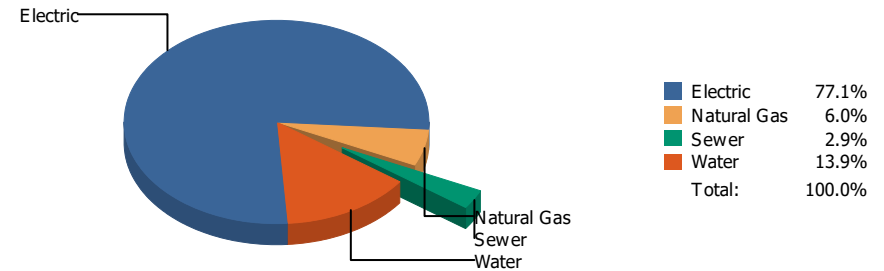
Commodity	Common Use	Energy Use	Energy Use / Area	Total Cost	Cost / Unit	Cost / Area
Place: [FRANKLIN] FRANKLIN HIGH SCHOOL 010 [BUILDING]						
Area: 329,377 SqFt						
Billing Period: May 2022						
ELECTRIC	166,614.00 kWh	568,487 KBtu	1.726 KBtu/SqFt	\$27,006.92	\$0.162 /kWh	\$0.082 /SqFt
NATURALGAS	1,880.00 CCF	193,640 KBtu	0.588 KBtu/SqFt	\$2,423.96	\$1.289 /CCF	\$0.007 /SqFt
SEWER	207.00 CCF			\$930.49	\$4.495 /CCF	\$0.003 /SqFt
WATER	715.00 CCF			\$4,042.10	\$5.653 /CCF	\$0.012 /SqFt
<b>Totals:</b>		<b>762,127 KBtu</b>	<b>2.314 KBtu/SqFt</b>	<b>\$34,403.47</b>		



## Energy

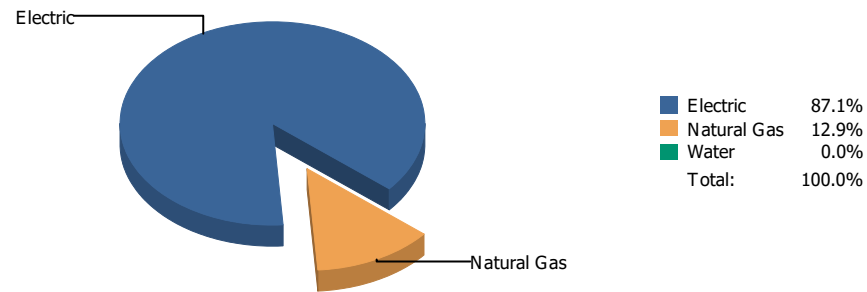


## Cost

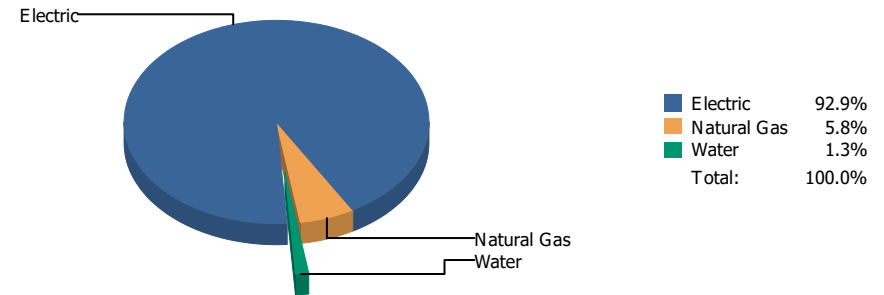


Commodity	Common Use	Energy Use	Energy Use / Area	Total Cost	Cost / Unit	Cost / Area
Place: [FRANKLIN9THGRADECENTER_2] FRANKLIN 9TH GRADE CENTER 053 [BUILDING]						
Area: 193,158 SqFt						
Billing Period: May 2022						
ELECTRIC	103,946.00 kWh	354,664 KBtu	1.836 KBtu/SqFt	\$16,723.20	\$0.161 /kWh	\$0.086 /SqFt
NATURALGAS	1,010.00 CCF	104,030 KBtu	0.539 KBtu/SqFt	\$1,295.54	\$1.283 /CCF	\$0.007 /SqFt
SEWER	90.00 CCF			\$639.16	\$7.102 /CCF	\$0.003 /SqFt
WATER	1,002.00 CCF			\$3,022.27	\$3.016 /CCF	\$0.016 /SqFt
<b>Totals:</b>		<b>458,694 KBtu</b>	<b>2.375 KBtu/SqFt</b>	<b>\$21,680.17</b>		

## Energy

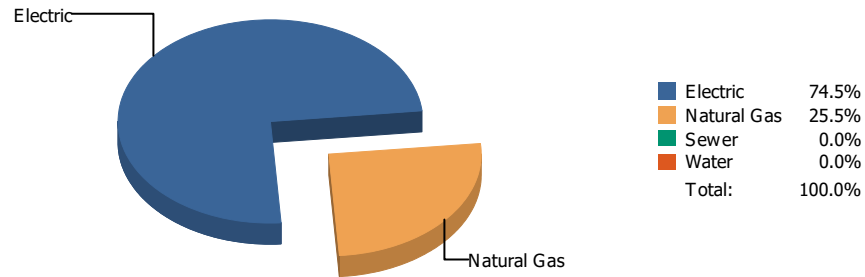


## Cost

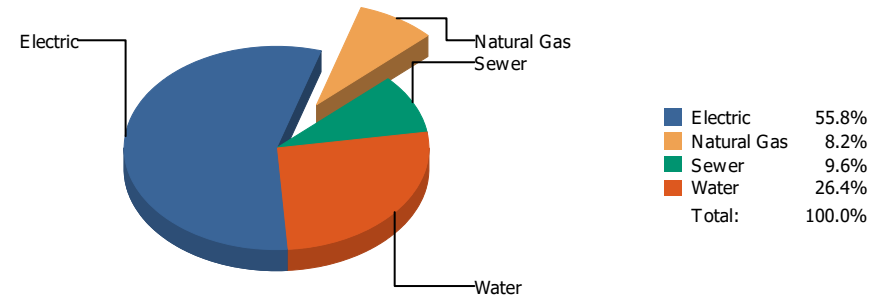


Commodity	Common Use	Energy Use	Energy Use / Area	Total Cost	Cost / Unit	Cost / Area
<b>Place: [GAMBLE] JAMES GAMBLE WAREHOUSE [BUILDING]</b>						
<b>Area: 53,241 SqFt</b>						
<b>Billing Period: May 2022</b>						
ELECTRIC	30,500.00 kWh	104,066 KBtu	1.955 KBtu/SqFt	\$4,761.18	\$0.156 /kWh	\$0.089 /SqFt
NATURALGAS	149.00 CCF	15,347 KBtu	0.288 KBtu/SqFt	\$299.90	\$2.013 /CCF	\$0.006 /SqFt
WATER	0.00 CCF			\$66.14	\$0.000 /CCF	\$0.001 /SqFt
<b>Totals:</b>		<b>119,413 KBtu</b>	<b>2.243 KBtu/SqFt</b>	<b>\$5,127.22</b>		

## Energy

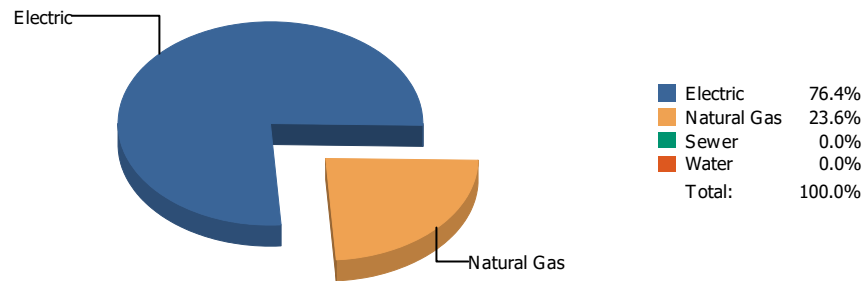


## Cost

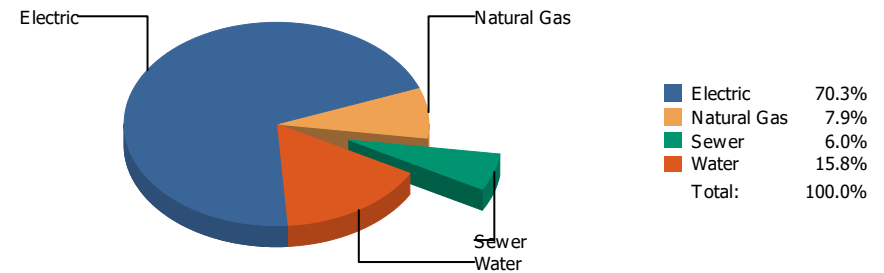


Commodity	Common Use	Energy Use	Energy Use / Area	Total Cost	Cost / Unit	Cost / Area
<b>Place: [GREEN] GREEN ELEMENTARY SCHOOL 162 [BUILDING]</b>						
<b>Area: 88,156 SqFt</b>						
<b>Billing Period: May 2022</b>						
ELECTRIC	28,800.00 kWh	98,266 KBtu	1.115 KBtu/SqFt	\$4,292.64	\$0.149 /kWh	\$0.049 /SqFt
NATURALGAS	327.00 CCF	33,681 KBtu	0.382 KBtu/SqFt	\$634.83	\$1.941 /CCF	\$0.007 /SqFt
SEWER	81.00 CCF			\$738.67	\$9.119 /CCF	\$0.008 /SqFt
WATER	380.00 CCF			\$2,028.80	\$5.339 /CCF	\$0.023 /SqFt
<b>Totals:</b>		<b>131,947 KBtu</b>	<b>1.497 KBtu/SqFt</b>	<b>\$7,694.94</b>		

## Energy

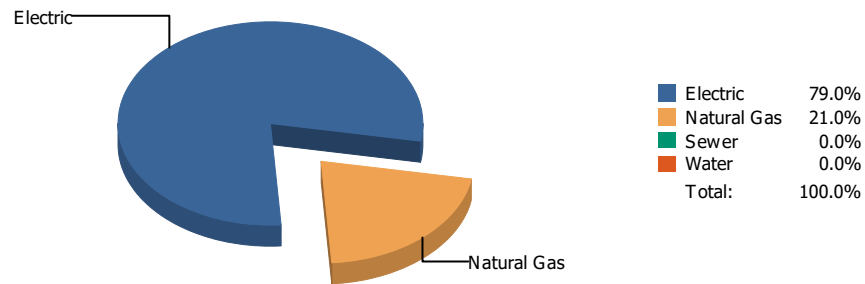


## Cost

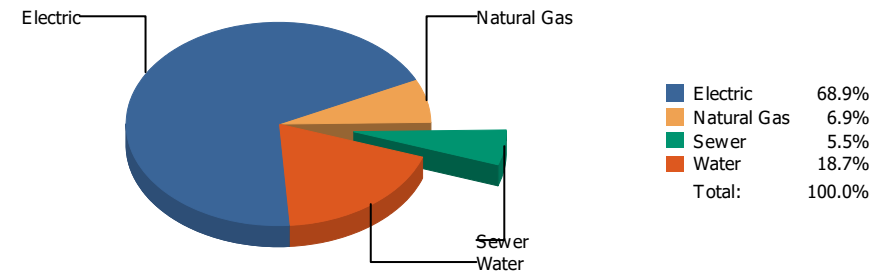


Commodity	Common Use	Energy Use	Energy Use / Area	Total Cost	Cost / Unit	Cost / Area
<b>Place: [GUERRERO] ROSA GUERRERO ELEMENTARY 163 [BUILDING]</b>						
<b>Area: 88,641 SqFt</b>						
<b>Billing Period: May 2022</b>						
ELECTRIC	35,300.00 kWh	120,444 KBtu	1.359 KBtu/SqFt	\$5,992.22	\$0.170 /kWh	\$0.067 /SqFt
NATURALGAS	361.00 CCF	37,183 KBtu	0.419 KBtu/SqFt	\$674.67	\$1.869 /CCF	\$0.008 /SqFt
SEWER	47.00 CCF			\$508.43	\$10.818 /CCF	\$0.006 /SqFt
WATER	312.00 CCF			\$1,350.10	\$4.327 /CCF	\$0.015 /SqFt
<b>Totals:</b>		<b>157,627 KBtu</b>	<b>1.778 KBtu/SqFt</b>	<b>\$8,525.42</b>		

## Energy

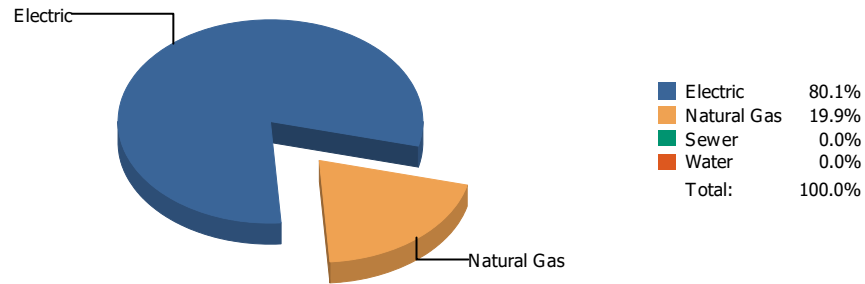


## Cost

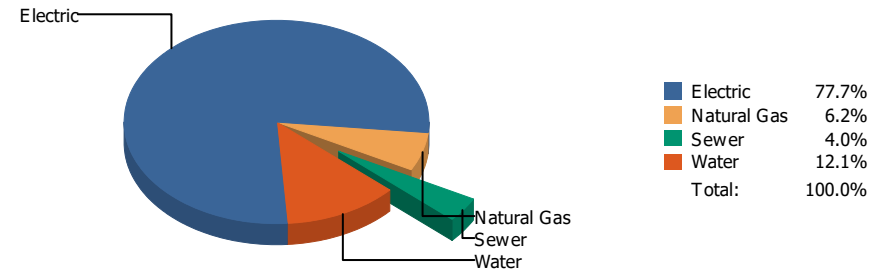


Commodity	Common Use	Energy Use	Energy Use / Area	Total Cost	Cost / Unit	Cost / Area
<b>Place: [GUILLEN] GUILLEN      044 [BUILDING]</b> <b>Area: 223,773 SqFt</b> <b>Billing Period: May 2022</b>						
ELECTRIC	55,875.00 kWh	190,646 KBtu	0.852 KBtu/SqFt	\$8,269.05	\$0.148 /kWh	\$0.037 /SqFt
NATURALGAS	492.00 CCF	50,676 KBtu	0.226 KBtu/SqFt	\$827.23	\$1.681 /CCF	\$0.004 /SqFt
SEWER	108.00 CCF			\$660.32	\$6.114 /CCF	\$0.003 /SqFt
WATER	598.00 CCF			\$2,247.85	\$3.759 /CCF	\$0.010 /SqFt
<b>Totals:</b>		<b>241,322 KBtu</b>	<b>1.078 KBtu/SqFt</b>	<b>\$12,004.45</b>		

## Energy

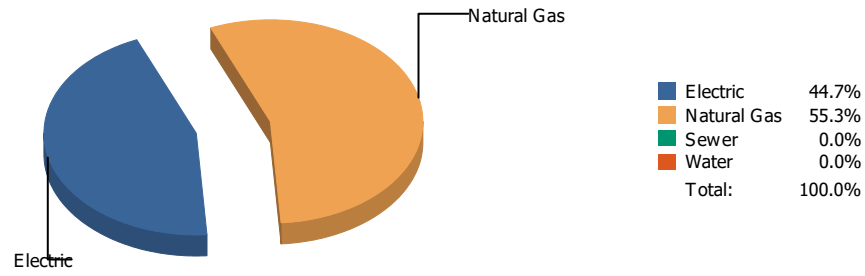


## Cost

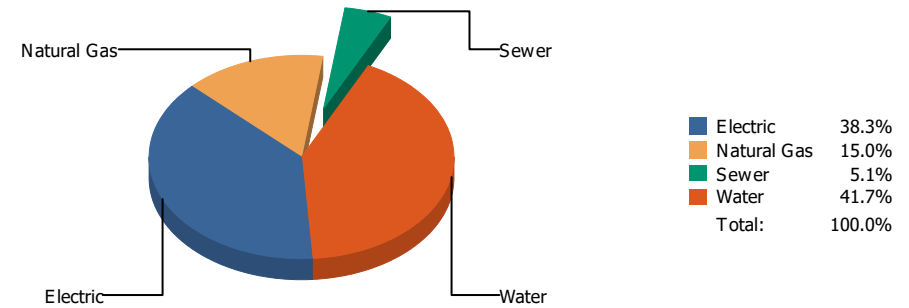


Commodity	Common Use	Energy Use	Energy Use / Area	Total Cost	Cost / Unit	Cost / Area
<b>Place: [HART] HART      118 [BUILDING]</b> <b>Area: 63,357 SqFt</b> <b>Billing Period: May 2022</b>						
ELECTRIC	56,040.00 kWh	191,208 KBtu	3.018 KBtu/SqFt	\$8,427.03	\$0.150 /kWh	\$0.133 /SqFt
NATURALGAS	462.00 CCF	47,586 KBtu	0.751 KBtu/SqFt	\$668.56	\$1.447 /CCF	\$0.011 /SqFt
SEWER	65.00 CCF			\$431.33	\$6.636 /CCF	\$0.007 /SqFt
WATER	228.00 CCF			\$1,313.10	\$5.759 /CCF	\$0.021 /SqFt
<b>Totals:</b>		<b>238,794 KBtu</b>	<b>3.769 KBtu/SqFt</b>	<b>\$10,840.02</b>		

## Energy

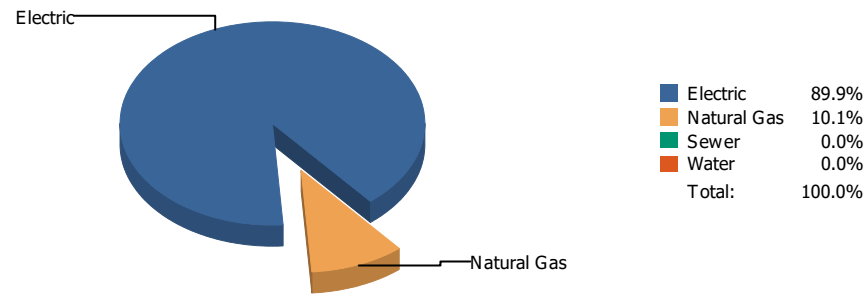


## Cost

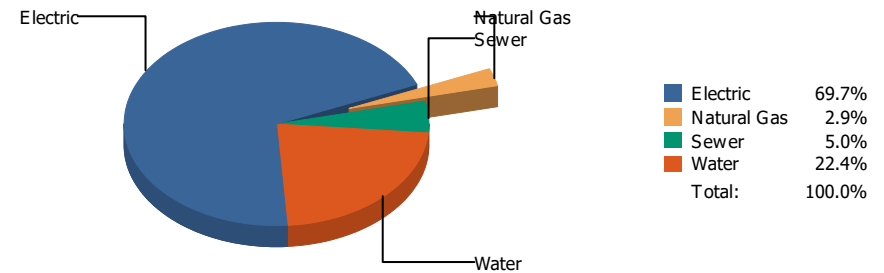


Commodity	Common Use	Energy Use	Energy Use / Area	Total Cost	Cost / Unit	Cost / Area
<b>Place: [HAWKINS] HAWKINS      119 [BUILDING]</b> <b>Area: 57,207 SqFt</b> <b>Billing Period: May 2022</b>						
ELECTRIC	22,979.00 kWh	78,404 KBtu	1.371 KBtu/SqFt	\$3,095.99	\$0.135 /kWh	\$0.054 /SqFt
NATURALGAS	940.00 CCF	96,820 KBtu	1.692 KBtu/SqFt	\$1,214.99	\$1.293 /CCF	\$0.021 /SqFt
SEWER	67.00 CCF			\$410.67	\$6.129 /CCF	\$0.007 /SqFt
WATER	725.00 CCF			\$3,370.92	\$4.650 /CCF	\$0.059 /SqFt
<b>Totals:</b>		<b>175,224 KBtu</b>	<b>3.063 KBtu/SqFt</b>	<b>\$8,092.57</b>		

## Energy



## Cost



Commodity	Common Use	Energy Use	Energy Use / Area	Total Cost	Cost / Unit	Cost / Area
Place: [HERRERA_1] HERRERA ELEMENTARY 174 [BUILDING]						
Area: 86,275 SqFt						
Billing Period: May 2022						
ELECTRIC	61,800.00 kWh	210,862 KBtu	2.444 KBtu/SqFt	\$9,498.40	\$0.154 /kWh	\$0.110 /SqFt
NATURALGAS	230.00 CCF	23,690 KBtu	0.275 KBtu/SqFt	\$394.92	\$1.717 /CCF	\$0.005 /SqFt
SEWER	105.00 CCF			\$676.51	\$6.443 /CCF	\$0.008 /SqFt
WATER	527.00 CCF			\$3,054.10	\$5.795 /CCF	\$0.035 /SqFt
<b>Totals:</b>		<b>234,552 KBtu</b>	<b>2.719 KBtu/SqFt</b>	<b>\$13,623.93</b>		



## Energy

Electric



■ Electric 100.0%  
Total: 100.0%

## Cost

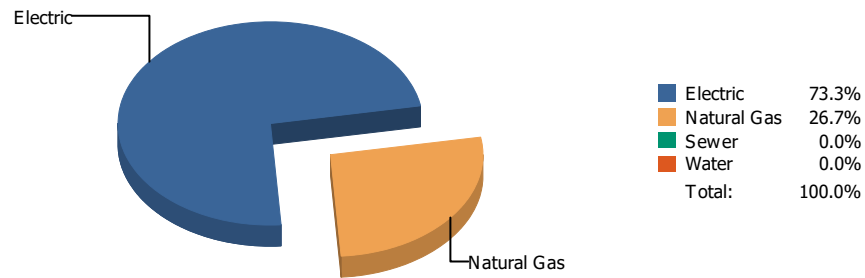
Electric



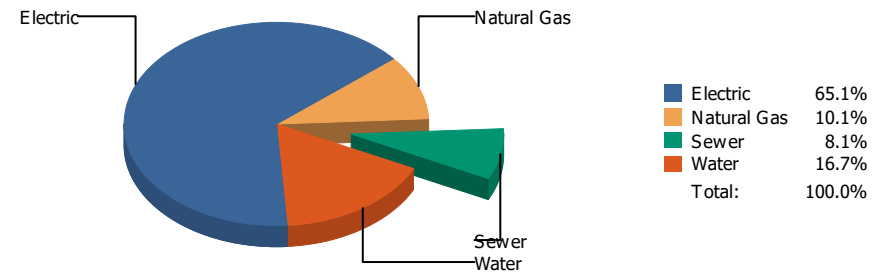
■ Electric 100.0%  
Total: 100.0%

Commodity	Common Use	Energy Use	Energy Use / Area	Total Cost	Cost / Unit	Cost / Area
Place: [HIGHLAND] HIGHLAND/ANNEX 120 [BUILDING]						
Area: 33,705 SqFt						
Billing Period: May 2022						
ELECTRIC	28,400.00 kWh	96,901 KBtu	2.875 KBtu/SqFt	\$3,087.70	\$0.109 /kWh	\$0.092 /SqFt
<b>Totals:</b>		<b>96,901 KBtu</b>	<b>2.875 KBtu/SqFt</b>	<b>\$3,087.70</b>		

## Energy

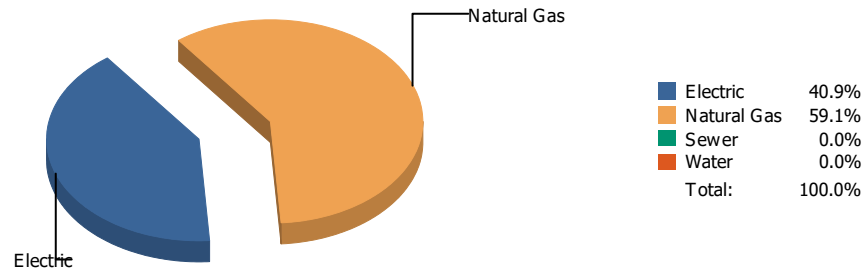


## Cost

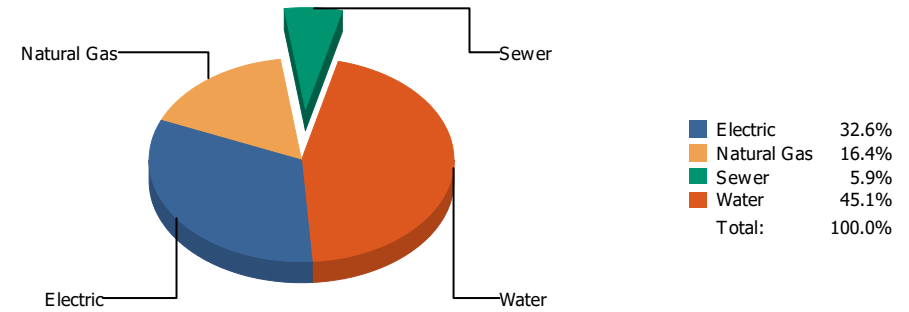


Commodity	Common Use	Energy Use	Energy Use / Area	Total Cost	Cost / Unit	Cost / Area
<b>Place: [HILLSIDE] HILLSIDE 121 [BUILDING]</b> <b>Area: 80,656 SqFt</b> <b>Billing Period: May 2022</b>						
ELECTRIC	33,852.00 kWh	115,503 KBtu	1.432 KBtu/SqFt	\$5,510.14	\$0.163 /kWh	\$0.068 /SqFt
NATURALGAS	408.00 CCF	42,024 KBtu	0.521 KBtu/SqFt	\$856.14	\$2.098 /CCF	\$0.011 /SqFt
SEWER	117.00 CCF			\$682.73	\$5.835 /CCF	\$0.008 /SqFt
WATER	279.00 CCF			\$1,414.19	\$5.069 /CCF	\$0.017 /SqFt
<b>Totals:</b>		<b>157,527 KBtu</b>	<b>1.953 KBtu/SqFt</b>	<b>\$8,463.20</b>		

## Energy

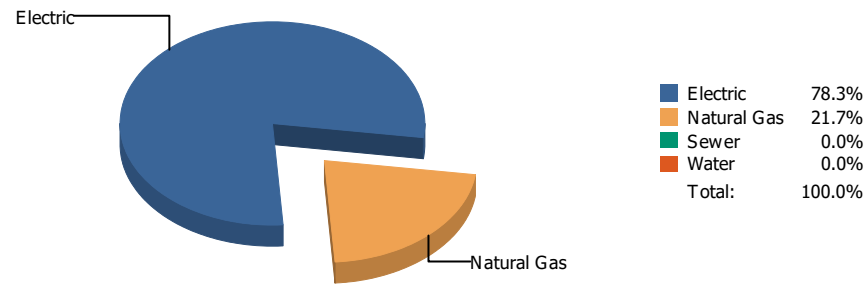


## Cost

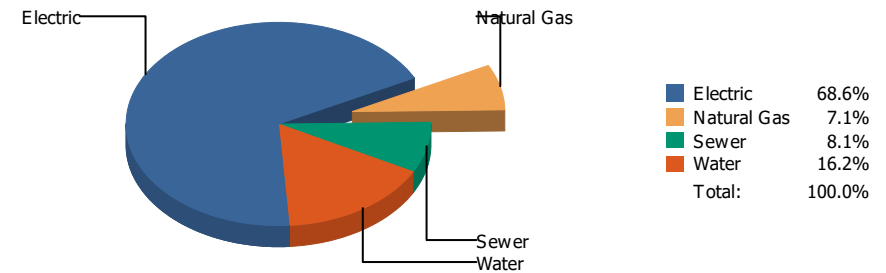


Commodity	Common Use	Energy Use	Energy Use / Area	Total Cost	Cost / Unit	Cost / Area
Place: [HOUSTON] HOUSTON 122 [BUILDING]						
Area: 84,178 SqFt						
Billing Period: May 2022						
ELECTRIC	18,000.00 kWh	61,416 KBtu	0.730 KBtu/SqFt	\$2,487.48	\$0.138 /kWh	\$0.030 /SqFt
NATURALGAS	861.00 CCF	88,683 KBtu	1.054 KBtu/SqFt	\$1,256.34	\$1.459 /CCF	\$0.015 /SqFt
SEWER	23.00 CCF			\$448.67	\$19.507 /CCF	\$0.005 /SqFt
WATER	825.00 CCF			\$3,448.40	\$4.180 /CCF	\$0.041 /SqFt
<b>Totals:</b>		<b>150,099 KBtu</b>	<b>1.783 KBtu/SqFt</b>	<b>\$7,640.89</b>		

## Energy

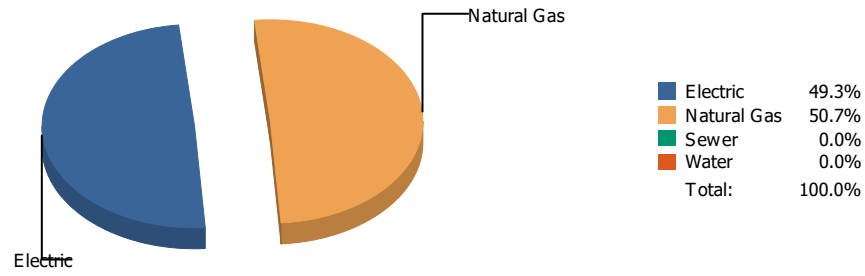


## Cost

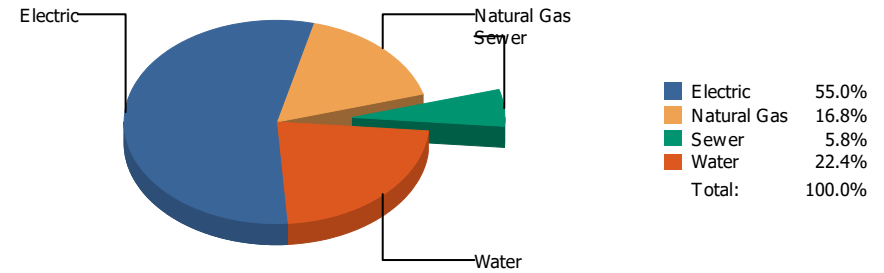


Commodity	Common Use	Energy Use	Energy Use / Area	Total Cost	Cost / Unit	Cost / Area
<b>Place: [HUGHEY] HUGHEY      123 [BUILDING]</b> <b>Area: 74,815 SqFt</b> <b>Billing Period: May 2022</b>						
ELECTRIC	35,864.00 kWh	122,368 KBtu	1.636 KBtu/SqFt	\$6,628.15	\$0.185 /kWh	\$0.089 /SqFt
NATURALGAS	329.00 CCF	33,887 KBtu	0.453 KBtu/SqFt	\$683.32	\$2.077 /CCF	\$0.009 /SqFt
SEWER	107.00 CCF			\$779.75	\$7.287 /CCF	\$0.010 /SqFt
WATER	273.00 CCF			\$1,565.72	\$5.735 /CCF	\$0.021 /SqFt
<b>Totals:</b>		<b>156,255 KBtu</b>	<b>2.089 KBtu/SqFt</b>	<b>\$9,656.94</b>		

## Energy

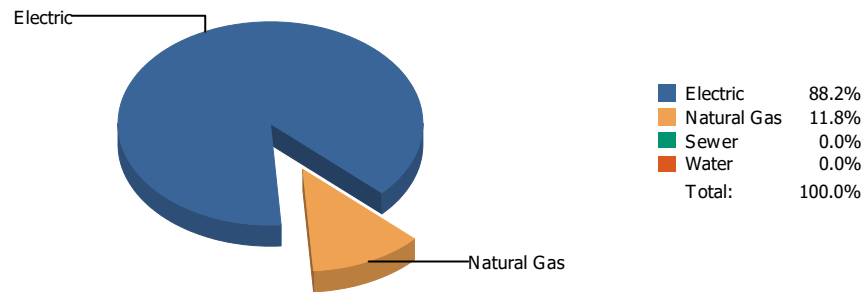


## Cost

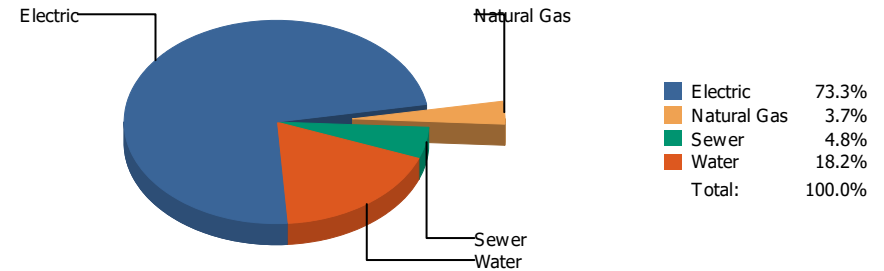


Commodity	Common Use	Energy Use	Energy Use / Area	Total Cost	Cost / Unit	Cost / Area
<b>Place: [IRVIN] IRVIN      008 [BUILDING]</b> <b>Area: 303,804 SqFt</b> <b>Billing Period: May 2022</b>						
ELECTRIC	151,775.00 kWh	517,856 KBtu	1.705 KBtu/SqFt	\$23,623.22	\$0.156 /kWh	\$0.078 /SqFt
NATURALGAS	5,165.00 CCF	531,995 KBtu	1.751 KBtu/SqFt	\$7,206.66	\$1.395 /CCF	\$0.023 /SqFt
SEWER	887.00 CCF			\$2,478.11	\$2.794 /CCF	\$0.008 /SqFt
WATER	2,240.00 CCF			\$9,629.81	\$4.299 /CCF	\$0.032 /SqFt
<b>Totals:</b>		<b>1,049,851 KBtu</b>	<b>3.456 KBtu/SqFt</b>	<b>\$42,937.80</b>		

## Energy

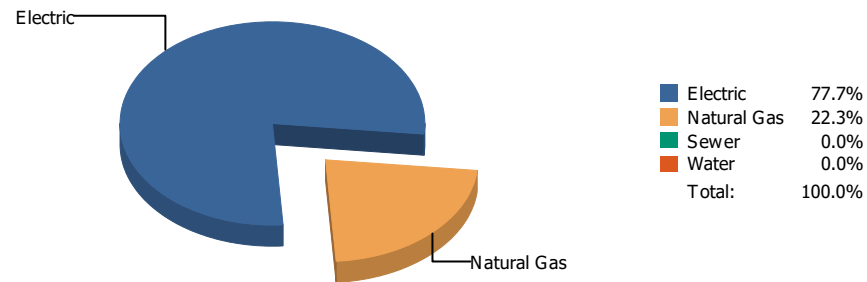


## Cost

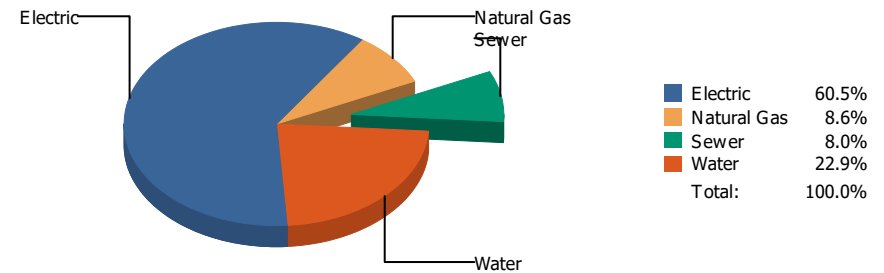


Commodity	Common Use	Energy Use	Energy Use / Area	Total Cost	Cost / Unit	Cost / Area
Place: [J_V_TINAJERO] J. V. TINAJERO 000 [ORGANIZATION]						
* Area Missing						
Billing Period: May 2022						
ELECTRIC	68,951.00 kWh	235,261 KBtu		\$10,259.42	\$0.149 /kWh	
NATURALGAS	306.00 CCF	31,518 KBtu		\$521.39	\$1.704 /CCF	
SEWER	57.00 CCF			\$678.91	\$11.911 /CCF	
WATER	493.00 CCF			\$2,544.82	\$5.162 /CCF	
<b>Totals:</b>		<b>266,779 KBtu</b>		<b>\$14,004.54</b>		

## Energy

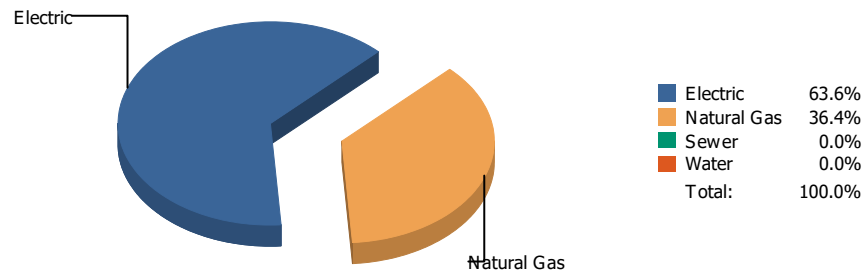


## Cost

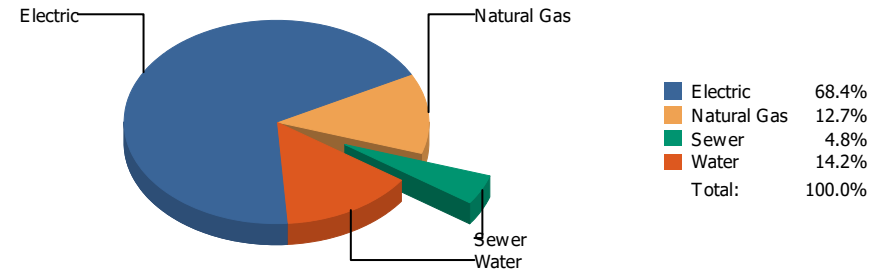


Commodity	Common Use	Energy Use	Energy Use / Area	Total Cost	Cost / Unit	Cost / Area
Place: [JEFFERSN] JEFFERSON 009 [BUILDING]						
Area: 257,708 SqFt						
Billing Period: May 2022						
ELECTRIC	100,268.00 kWh	342,114 KBtu	1.328 KBtu/SqFt	\$14,077.01	\$0.140 /kWh	\$0.054 /SqFt
NATURALGAS	956.00 CCF	98,468 KBtu	0.382 KBtu/SqFt	\$2,001.46	\$2.094 /CCF	\$0.007 /SqFt
SEWER	472.00 CCF			\$1,850.20	\$3.920 /CCF	\$0.007 /SqFt
WATER	1,201.00 CCF			\$5,327.91	\$4.436 /CCF	\$0.020 /SqFt
<b>Totals:</b>		<b>440,582 KBtu</b>	<b>1.710 KBtu/SqFt</b>	<b>\$23,256.58</b>		

## Energy



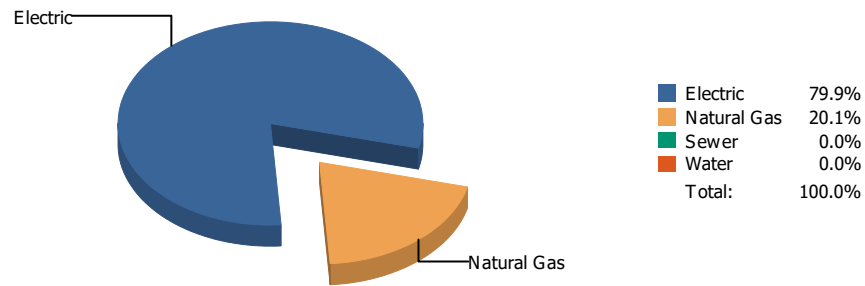
## Cost



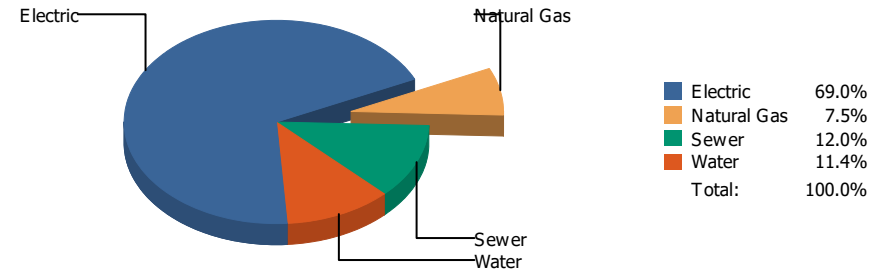
Commodity	Common Use	Energy Use	Energy Use / Area	Total Cost	Cost / Unit	Cost / Area
Place: [JOHNSON] L.B. JOHNSON 155 [BUILDING]						
Area: 87,993 SqFt						
Billing Period: May 2022						
ELECTRIC	48,800.00 kWh	166,506 KBtu	1.892 KBtu/SqFt	\$6,483.35	\$0.133 /kWh	\$0.074 /SqFt
NATURALGAS	927.00 CCF	95,481 KBtu	1.085 KBtu/SqFt	\$1,200.32	\$1.295 /CCF	\$0.014 /SqFt
SEWER	73.00 CCF			\$451.25	\$6.182 /CCF	\$0.005 /SqFt
WATER	304.00 CCF			\$1,347.87	\$4.434 /CCF	\$0.015 /SqFt
<b>Totals:</b>		<b>261,987 KBtu</b>	<b>2.977 KBtu/SqFt</b>	<b>\$9,482.79</b>		



## Energy

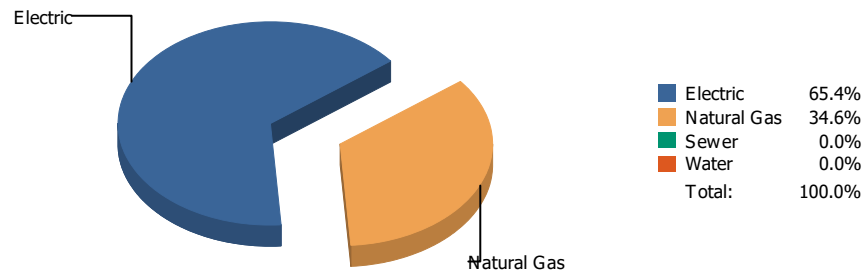


## Cost

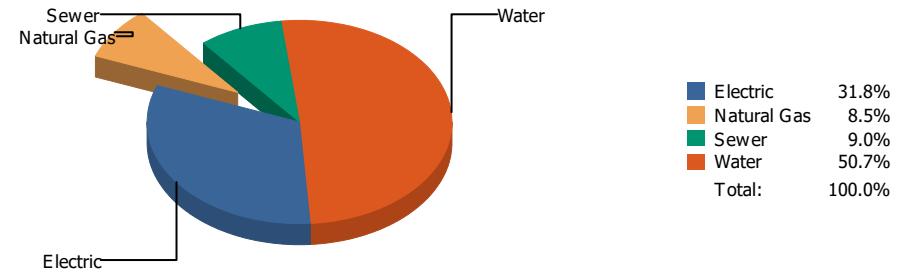


Commodity	Common Use	Energy Use	Energy Use / Area	Total Cost	Cost / Unit	Cost / Area
<b>Place: [KOHLBERG] KOHLBERG ELEMENTARY [BUILDING]</b>						
<b>Area: 99,884 SqFt</b>						
<b>Billing Period: May 2022</b>						
ELECTRIC	28,600.00 kWh	97,583 KBtu	0.977 KBtu/SqFt	\$4,881.66	\$0.171 /kWh	\$0.049 /SqFt
NATURALGAS	238.00 CCF	24,514 KBtu	0.245 KBtu/SqFt	\$530.39	\$2.229 /CCF	\$0.005 /SqFt
SEWER	195.00 CCF			\$851.92	\$4.369 /CCF	\$0.008 /SqFt
WATER	184.00 CCF			\$807.12	\$4.387 /CCF	\$0.008 /SqFt
<b>Totals:</b>		<b>122,097 KBtu</b>	<b>1.222 KBtu/SqFt</b>	<b>\$7,071.09</b>		

## Energy

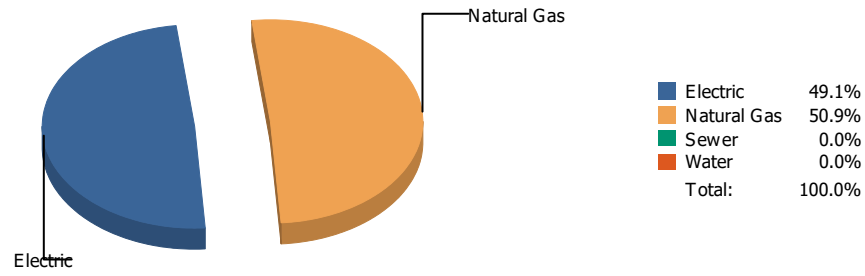


## Cost

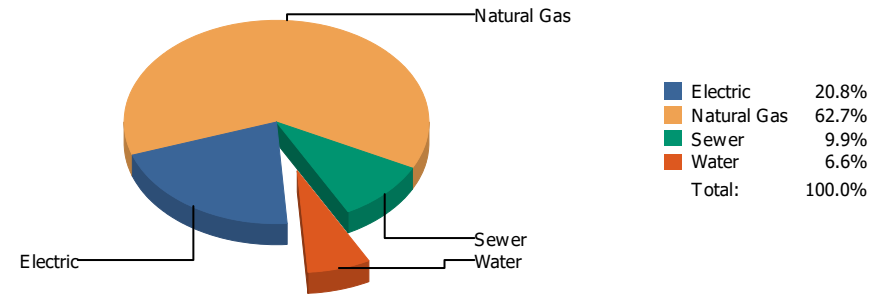


Commodity	Common Use	Energy Use	Energy Use / Area	Total Cost	Cost / Unit	Cost / Area
<b>Place: [LAMAR] LAMAR 125 [BUILDING]</b> <b>Area: 76,252 SqFt</b> <b>Billing Period: May 2022</b>						
ELECTRIC	21,600.00 kWh	73,699 KBtu	0.967 KBtu/SqFt	\$3,074.01	\$0.142 /kWh	\$0.040 /SqFt
NATURALGAS	378.00 CCF	38,934 KBtu	0.511 KBtu/SqFt	\$820.11	\$2.170 /CCF	\$0.011 /SqFt
SEWER	83.00 CCF			\$867.55	\$10.452 /CCF	\$0.011 /SqFt
WATER	784.00 CCF			\$4,900.80	\$6.251 /CCF	\$0.064 /SqFt
<b>Totals:</b>		<b>112,633 KBtu</b>	<b>1.477 KBtu/SqFt</b>	<b>\$9,662.47</b>		

## Energy

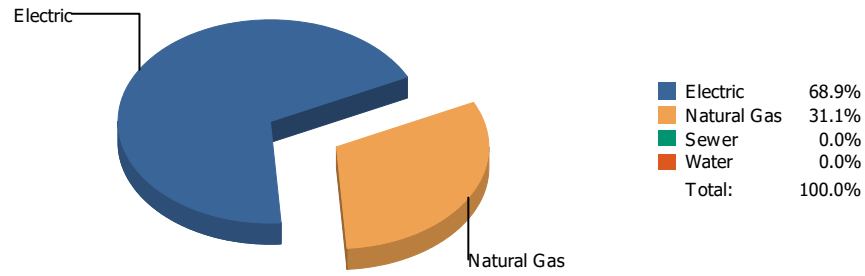


## Cost

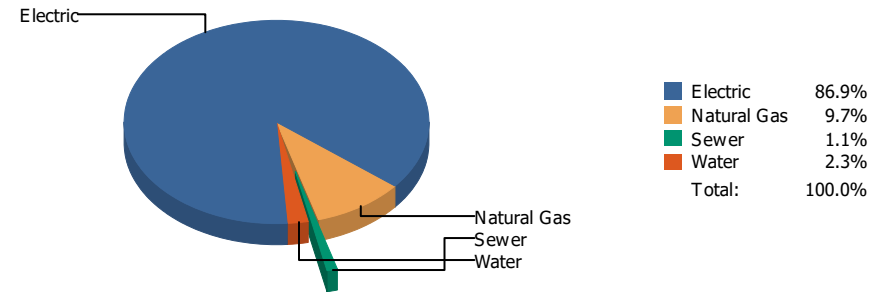


Commodity	Common Use	Energy Use	Energy Use / Area	Total Cost	Cost / Unit	Cost / Area
Place: [LIVE-MAT] LIVE MATERIAL CENTER 929 [BUILDING]						
Area: 2,483 SqFt						
Billing Period: May 2022						
ELECTRIC	349.00 kWh	1,191 KBtu	0.480 KBtu/SqFt	\$88.32	\$0.253 /kWh	\$0.035 /SqFt
NATURALGAS	12.00 CCF	1,236 KBtu	0.498 KBtu/SqFt	\$266.23	\$22.186 /CCF	\$0.107 /SqFt
SEWER	1.00 CCF			\$42.07	\$42.070 /CCF	\$0.017 /SqFt
WATER	2.00 CCF			\$27.88	\$13.940 /CCF	\$0.011 /SqFt
<b>Totals:</b>		<b>2,427 KBtu</b>	<b>0.977 KBtu/SqFt</b>	<b>\$424.50</b>		

## Energy



## Cost



Commodity	Common Use	Energy Use	Energy Use / Area	Total Cost	Cost / Unit	Cost / Area
<b>Place: [LOGAN] LOGAN      128 [BUILDING]</b> <b>Area: 72,248 SqFt</b> <b>Billing Period: May 2022</b>						
ELECTRIC	64,000.00 kWh	218,368 KBtu	3.022 KBtu/SqFt	\$11,047.46	\$0.173 /kWh	\$0.153 /SqFt
NATURALGAS	956.00 CCF	98,468 KBtu	1.363 KBtu/SqFt	\$1,233.78	\$1.291 /CCF	\$0.017 /SqFt
SEWER	8.00 CCF			\$141.84	\$17.730 /CCF	\$0.002 /SqFt
WATER	62.00 CCF			\$293.58	\$4.735 /CCF	\$0.004 /SqFt
<b>Totals:</b>		<b>316,836 KBtu</b>	<b>4.385 KBtu/SqFt</b>	<b>\$12,716.66</b>		

## Energy

Natural Gas



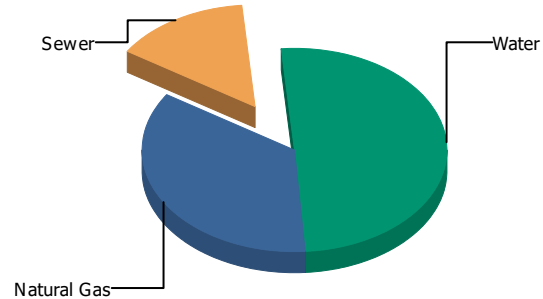
Natural Gas	100.0%
Sewer	0.0%
Water	0.0%
<b>Total:</b>	<b>100.0%</b>

## Cost

Sewer

Natural Gas

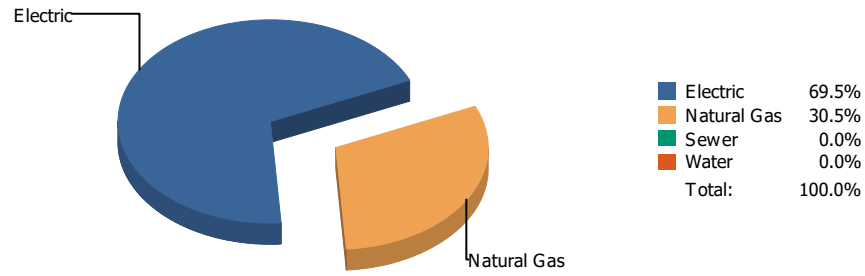
Water



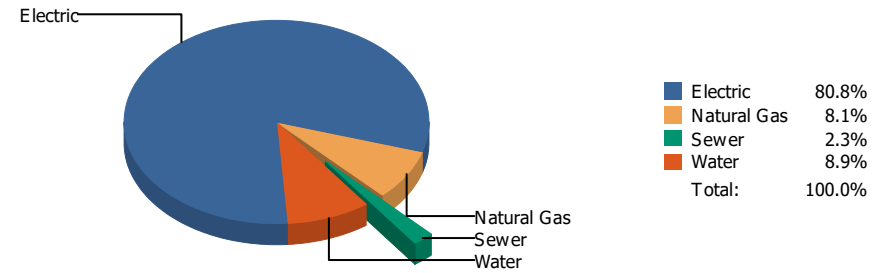
Natural Gas	35.1%
Sewer	14.6%
Water	50.2%
<b>Total:</b>	<b>100.0%</b>

Commodity	Common Use	Energy Use	Energy Use / Area	Total Cost	Cost / Unit	Cost / Area
Place: [LUNDY_2] LUNDY 177 [BUILDING]						
Area: 112,731 SqFt						
Billing Period: May 2022						
NATURALGAS	1,088.00 CCF	112,064 KBtu	0.994 KBtu/SqFt	\$1,518.97	\$1.396 /CCF	\$0.013 /SqFt
SEWER	87.00 CCF			\$631.69	\$7.261 /CCF	\$0.006 /SqFt
WATER	357.00 CCF			\$2,171.94	\$6.084 /CCF	\$0.019 /SqFt
<b>Totals:</b>		<b>112,064 KBtu</b>	<b>0.994 KBtu/SqFt</b>	<b>\$4,322.60</b>		

## Energy



## Cost



Commodity	Common Use	Energy Use	Energy Use / Area	Total Cost	Cost / Unit	Cost / Area
Place: [MAC] MACARTHUR 129 [BUILDING]						
Area: 143,341 SqFt						
Billing Period: May 2022						
ELECTRIC	104,400.00 kWh	356,213 KBtu	2.485 KBtu/SqFt	\$18,705.60	\$0.179 /kWh	\$0.130 /SqFt
NATURALGAS	1,520.00 CCF	156,560 KBtu	1.092 KBtu/SqFt	\$1,880.59	\$1.237 /CCF	\$0.013 /SqFt
SEWER	103.00 CCF			\$525.95	\$5.106 /CCF	\$0.004 /SqFt
WATER	366.00 CCF			\$2,050.25	\$5.602 /CCF	\$0.014 /SqFt
<b>Totals:</b>		<b>512,773 KBtu</b>	<b>3.577 KBtu/SqFt</b>	<b>\$23,162.39</b>		

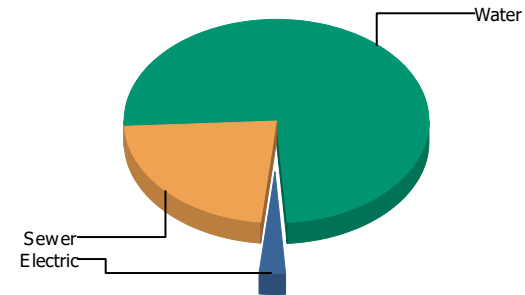
## Energy

Electric



Electric 100.0%  
 Sewer 0.0%  
 Water 0.0%  
 Total: 100.0%

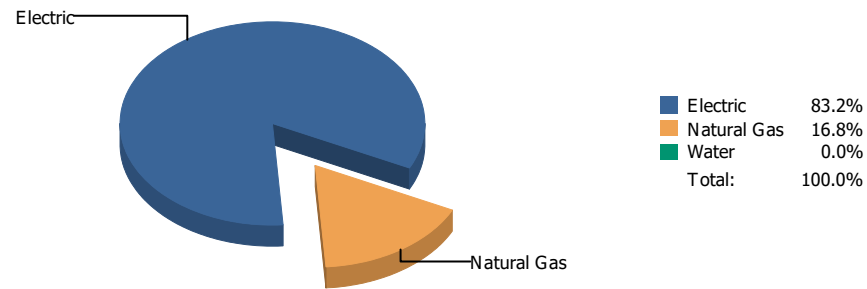
## Cost



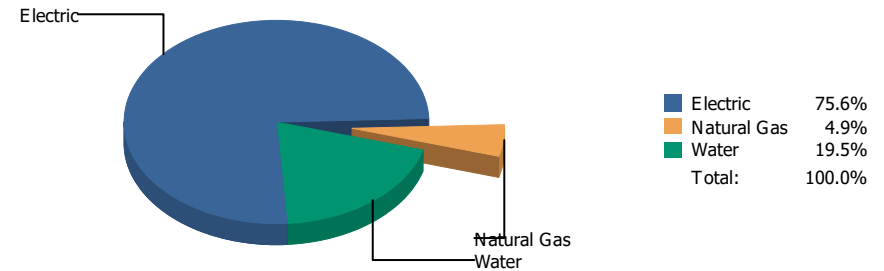
Electric 2.9%  
 Sewer 22.4%  
 Water 74.7%  
 Total: 100.0%

Commodity	Common Use	Energy Use	Energy Use / Area	Total Cost	Cost / Unit	Cost / Area
Place: [MAGOFFIN] MAGOFFIN OLD 047 [BUILDING]						
Area: 76,378 SqFt						
Billing Period: May 2022						
ELECTRIC	245.00 kWh	836 KBtu	0.011 KBtu/SqFt	\$60.15	\$0.246 /kWh	\$0.001 /SqFt
SEWER	21.00 CCF			\$467.35	\$22.255 /CCF	\$0.006 /SqFt
WATER	252.00 CCF			\$1,560.61	\$6.193 /CCF	\$0.020 /SqFt
<b>Totals:</b>		<b>836 KBtu</b>	<b>0.011 KBtu/SqFt</b>	<b>\$2,088.11</b>		

## Energy



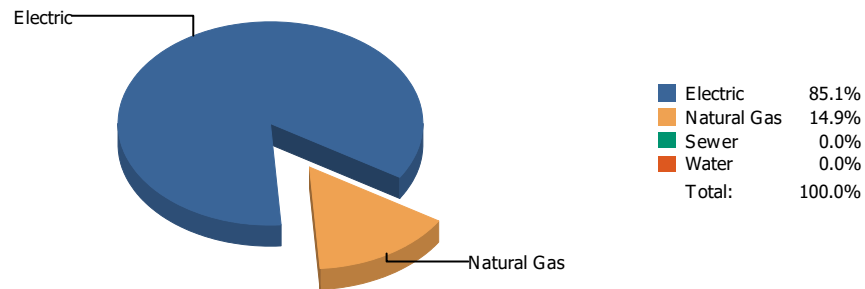
## Cost



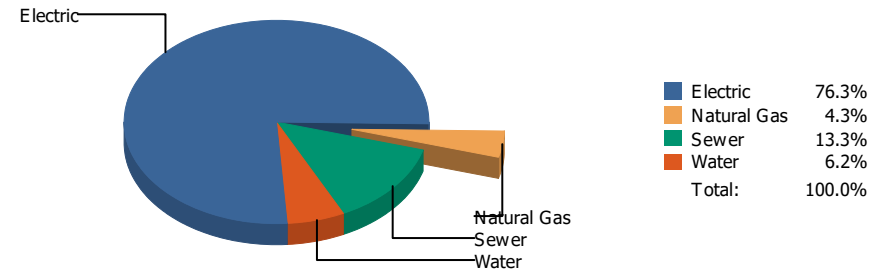
Commodity	Common Use	Energy Use	Energy Use / Area	Total Cost	Cost / Unit	Cost / Area
Place: [MAGOFFINNEWMIDDLESCHOOL] MAGOFFIN NEW MIDDLE SCHOOL [BUILDING]						
Area: 116,136 SqFt						
Billing Period: May 2022						
ELECTRIC	119,100.00 kWh	406,369 KBtu	3.499 KBtu/SqFt	\$18,189.61	\$0.153 /kWh	\$0.157 /SqFt
NATURALGAS	796.00 CCF	81,988 KBtu	0.706 KBtu/SqFt	\$1,178.03	\$1.480 /CCF	\$0.010 /SqFt
WATER	684.00 CCF			\$4,686.15	\$6.851 /CCF	\$0.040 /SqFt
<b>Totals:</b>		<b>488,357 KBtu</b>	<b>4.205 KBtu/SqFt</b>	<b>\$24,053.79</b>		



## Energy

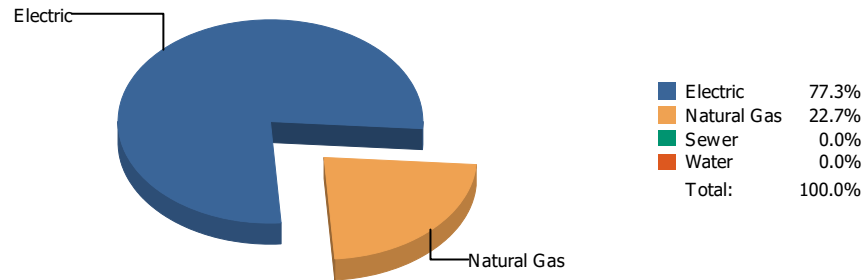


## Cost

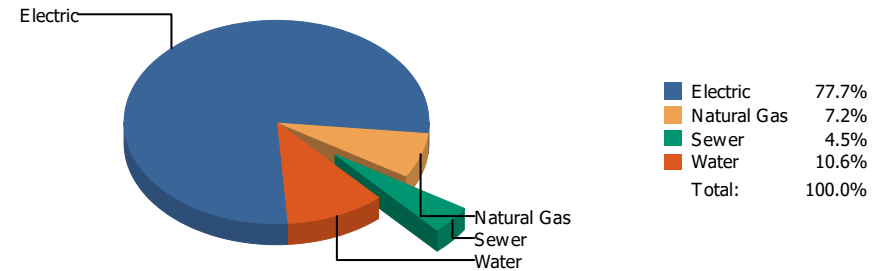


Commodity	Common Use	Energy Use	Energy Use / Area	Total Cost	Cost / Unit	Cost / Area
<b>Place: [MAXINE] MAXINE SILVA HEALTH MAGNET 011 [BUILDING]</b>						
<b>Area: 80,909 SqFt</b>						
<b>Billing Period: May 2022</b>						
ELECTRIC	67,500.00 kWh	230,310 KBtu	2.847 KBtu/SqFt	\$10,364.46	\$0.154 /kWh	\$0.128 /SqFt
NATURALGAS	391.00 CCF	40,273 KBtu	0.498 KBtu/SqFt	\$583.08	\$1.491 /CCF	\$0.007 /SqFt
SEWER	616.00 CCF			\$1,803.32	\$2.927 /CCF	\$0.022 /SqFt
WATER	206.00 CCF			\$841.50	\$4.085 /CCF	\$0.010 /SqFt
<b>Totals:</b>		<b>270,583 KBtu</b>	<b>3.344 KBtu/SqFt</b>	<b>\$13,592.36</b>		

## Energy



## Cost



Commodity	Common Use	Energy Use	Energy Use / Area	Total Cost	Cost / Unit	Cost / Area
Place: [MESITA] MESITA 130 [BUILDING]						
Area: 100,583 SqFt						
Billing Period: May 2022						
ELECTRIC	68,640.00 kWh	234,200 KBtu	2.328 KBtu/SqFt	\$11,148.12	\$0.162 /kWh	\$0.111 /SqFt
NATURALGAS	666.00 CCF	68,598 KBtu	0.682 KBtu/SqFt	\$1,027.04	\$1.542 /CCF	\$0.010 /SqFt
SEWER	94.00 CCF			\$649.12	\$6.906 /CCF	\$0.006 /SqFt
WATER	258.00 CCF			\$1,517.25	\$5.881 /CCF	\$0.015 /SqFt
<b>Totals:</b>		<b>302,798 KBtu</b>	<b>3.010 KBtu/SqFt</b>	<b>\$14,341.53</b>		

## Energy

Electric

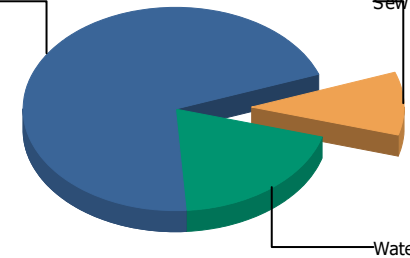


Electric 100.0%  
 Sewer 0.0%  
 Water 0.0%  
 Total: 100.0%

## Cost

Electric

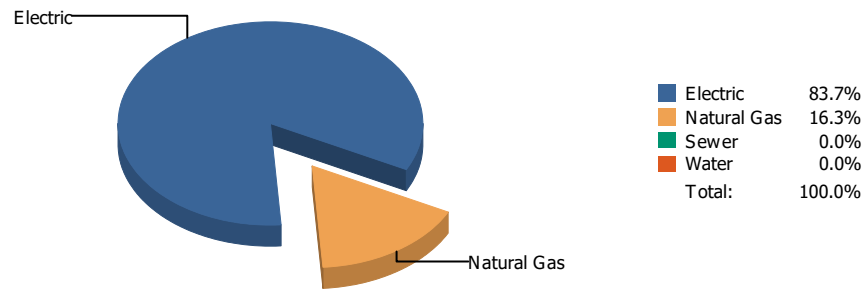
Sewer



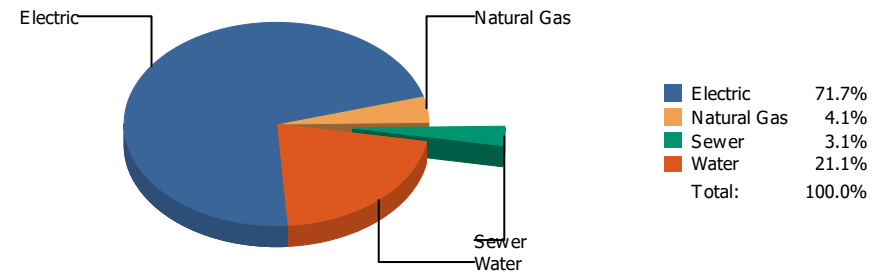
Electric 70.5%  
 Sewer 10.0%  
 Water 19.5%  
 Total: 100.0%

Commodity	Common Use	Energy Use	Energy Use / Area	Total Cost	Cost / Unit	Cost / Area
<b>Place: [MILAM] MILAM 131 [BUILDING]</b> <b>Area: 63,641 SqFt</b> <b>Billing Period: May 2022</b>						
ELECTRIC	19,560.00 kWh	66,739 KBtu	1.049 KBtu/SqFt	\$3,276.94	\$0.168 /kWh	\$0.051 /SqFt
SEWER	78.00 CCF			\$463.70	\$5.945 /CCF	\$0.007 /SqFt
WATER	196.00 CCF			\$908.07	\$4.633 /CCF	\$0.014 /SqFt
<b>Totals:</b>		<b>66,739 KBtu</b>	<b>1.049 KBtu/SqFt</b>	<b>\$4,648.71</b>		

## Energy

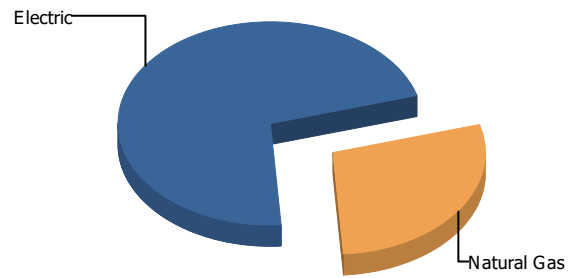


## Cost



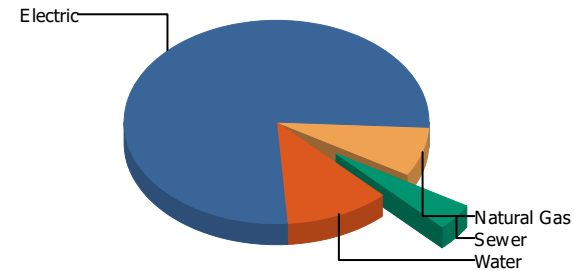
Commodity	Common Use	Energy Use	Energy Use / Area	Total Cost	Cost / Unit	Cost / Area
<b>Place: [MOREHEAD] MOREHEAD 046 [BUILDING]</b> <b>Area: 119,353 SqFt</b> <b>Billing Period: May 2022</b>						
ELECTRIC	79,692.00 kWh	271,909 KBtu	2.278 KBtu/SqFt	\$12,597.64	\$0.158 /kWh	\$0.105 /SqFt
NATURALGAS	514.00 CCF	52,942 KBtu	0.444 KBtu/SqFt	\$726.52	\$1.413 /CCF	\$0.006 /SqFt
SEWER	54.00 CCF			\$549.52	\$10.176 /CCF	\$0.005 /SqFt
WATER	1,092.00 CCF			\$3,705.00	\$3.393 /CCF	\$0.031 /SqFt
<b>Totals:</b>		<b>324,851 KBtu</b>	<b>2.722 KBtu/SqFt</b>	<b>\$17,578.68</b>		

## Energy



Electric	71.6%
Natural Gas	28.4%
Sewer	0.0%
Water	0.0%
Total:	100.0%

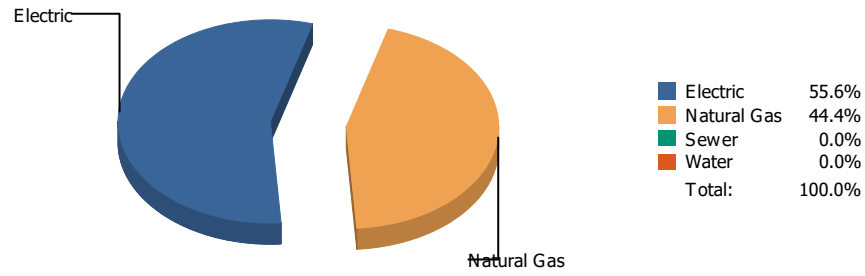
## Cost



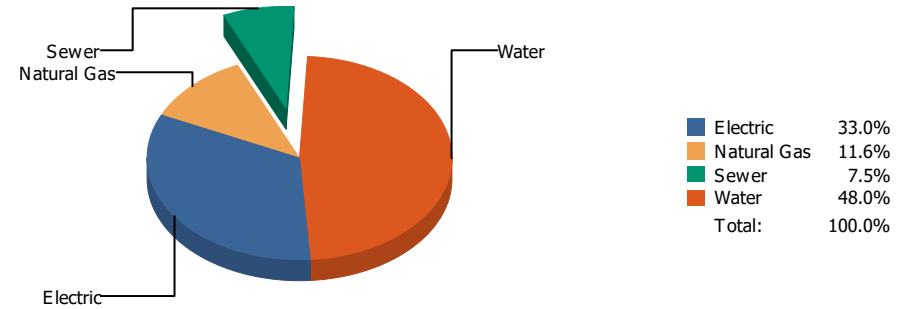
Electric	77.1%
Natural Gas	7.6%
Sewer	4.2%
Water	11.1%
Total:	100.0%

Commodity	Common Use	Energy Use	Energy Use / Area	Total Cost	Cost / Unit	Cost / Area
<b>Place: [MOYE_2] MOYE [BUILDING]</b>						
<b>Area: 93,197 SqFt</b>						
<b>Billing Period: May 2022</b>						
ELECTRIC	53,160.00 kWh	181,382 KBtu	1.946 KBtu/SqFt	\$9,434.66	\$0.177 /kWh	\$0.101 /SqFt
NATURALGAS	697.00 CCF	71,791 KBtu	0.770 KBtu/SqFt	\$936.47	\$1.344 /CCF	\$0.010 /SqFt
SEWER	39.00 CCF			\$512.17	\$13.133 /CCF	\$0.005 /SqFt
WATER	255.00 CCF			\$1,360.94	\$5.337 /CCF	\$0.014 /SqFt
<b>Totals:</b>		<b>253,173 KBtu</b>	<b>2.717 KBtu/SqFt</b>	<b>\$12,244.24</b>		

## Energy



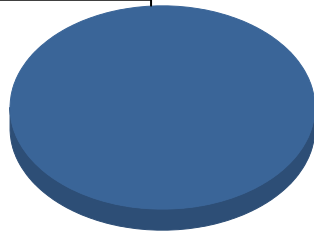
## Cost



Commodity	Common Use	Energy Use	Energy Use / Area	Total Cost	Cost / Unit	Cost / Area
<b>Place: [MULTI-MEDIACENTER] MULTI-MEDIA CENTER [BUILDING]</b>						
<b>Area: 27,633 SqFt</b>						
<b>Billing Period: May 2022</b>						
ELECTRIC	8,797.00 kWh	30,015 KBtu	1.086 KBtu/SqFt	\$1,136.12	\$0.129 /kWh	\$0.041 /SqFt
NATURALGAS	233.00 CCF	23,999 KBtu	0.868 KBtu/SqFt	\$398.42	\$1.710 /CCF	\$0.014 /SqFt
SEWER	55.00 CCF			\$258.87	\$4.707 /CCF	\$0.009 /SqFt
WATER	255.00 CCF			\$1,654.10	\$6.487 /CCF	\$0.060 /SqFt
<b>Totals:</b>		<b>54,014 KBtu</b>	<b>1.955 KBtu/SqFt</b>	<b>\$3,447.51</b>		

## Energy

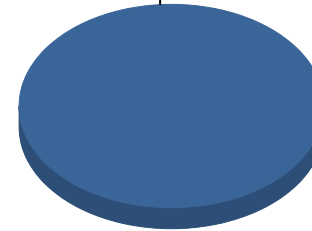
Electric



■ Electric 100.0%  
Total: 100.0%

## Cost

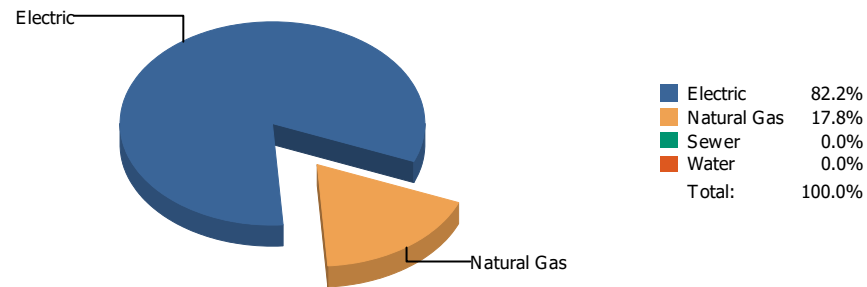
Electric



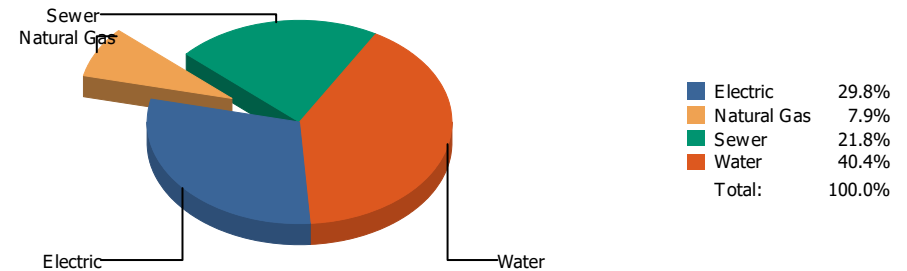
■ Electric 100.0%  
Total: 100.0%

Commodity	Common Use	Energy Use	Energy Use / Area	Total Cost	Cost / Unit	Cost / Area
Place: [NE-AREA-OFFICES] N.E. AREA OFFICES 882 [BUILDING]						
Area: 7,328 SqFt						
Billing Period: May 2022						
ELECTRIC	40.00 kWh	136 KBtu	0.019 KBtu/SqFt	\$26.30	\$0.658 /kWh	\$0.004 /SqFt
<b>Totals:</b>		<b>136 KBtu</b>	<b>0.019 KBtu/SqFt</b>	<b>\$26.30</b>		

## Energy



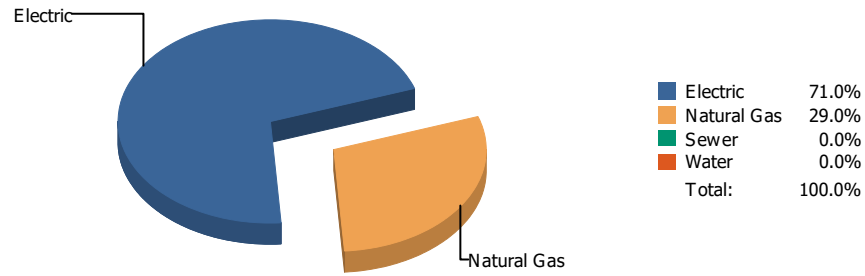
## Cost



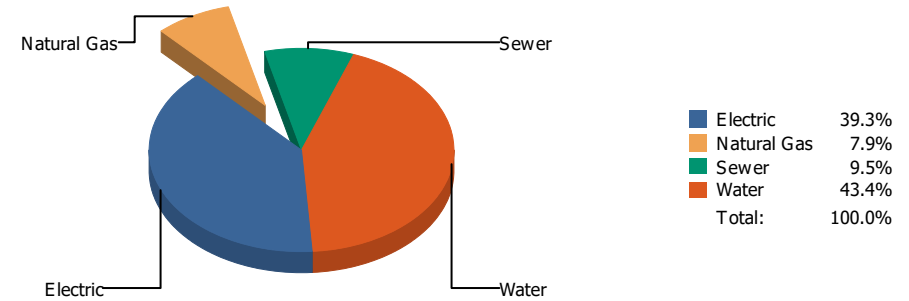
Commodity	Common Use	Energy Use	Energy Use / Area	Total Cost	Cost / Unit	Cost / Area
<b>Place: [NETTRANSPORTATION] N.E. TRANSPORTATION 826 [BUILDING]</b> <b>Area: 5,995 SqFt</b> <b>Billing Period: May 2022</b>						
ELECTRIC	5,860.00 kWh	19,994 KBtu	3.335 KBtu/SqFt	\$662.59	\$0.113 /kWh	\$0.111 /SqFt
NATURALGAS	42.00 CCF	4,326 KBtu	0.722 KBtu/SqFt	\$175.18	\$4.171 /CCF	\$0.029 /SqFt
SEWER	28.00 CCF			\$484.78	\$17.314 /CCF	\$0.081 /SqFt
WATER	188.00 CCF			\$898.22	\$4.778 /CCF	\$0.150 /SqFt
<b>Totals:</b>		<b>24,320 KBtu</b>	<b>4.057 KBtu/SqFt</b>	<b>\$2,220.77</b>		



## Energy

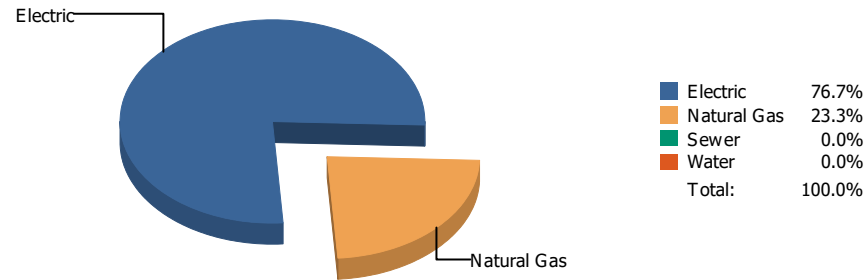


## Cost

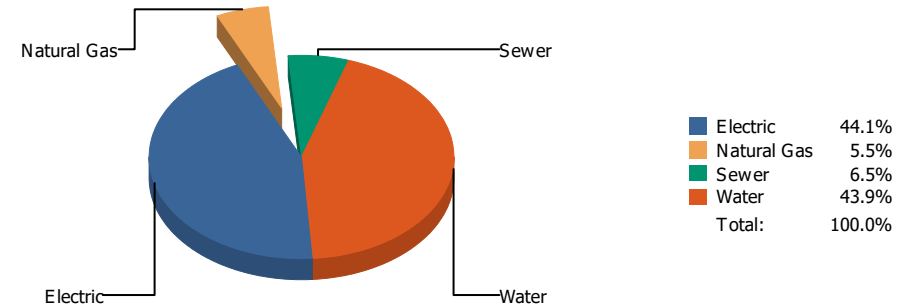


Commodity	Common Use	Energy Use	Energy Use / Area	Total Cost	Cost / Unit	Cost / Area
Place: [NEWMAN] NEWMAN ELEMENTARY 133 [BUILDING]						
Area: 73,291 SqFt						
Billing Period: May 2022						
ELECTRIC	22,709.00 kWh	77,483 KBtu	1.057 KBtu/SqFt	\$3,690.57	\$0.163 /kWh	\$0.050 /SqFt
NATURALGAS	308.00 CCF	31,724 KBtu	0.433 KBtu/SqFt	\$738.29	\$2.397 /CCF	\$0.010 /SqFt
SEWER	271.00 CCF			\$893.60	\$3.297 /CCF	\$0.012 /SqFt
WATER	848.00 CCF			\$4,077.15	\$4.808 /CCF	\$0.055 /SqFt
<b>Totals:</b>		<b>109,207 KBtu</b>	<b>1.490 KBtu/SqFt</b>	<b>\$9,399.61</b>		

## Energy

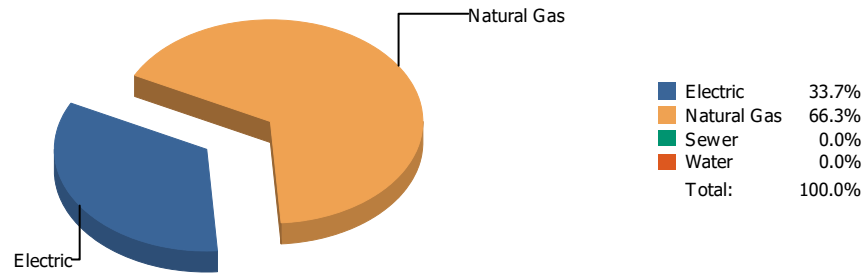


## Cost

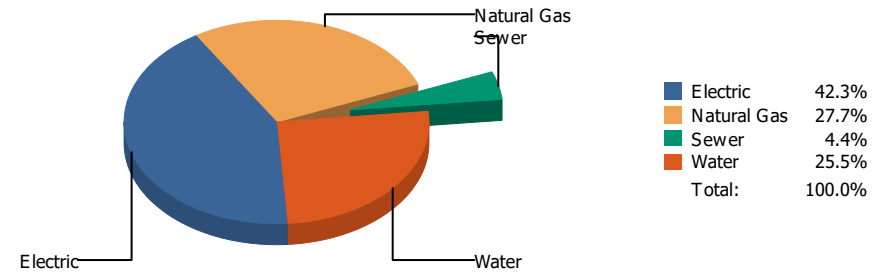


Commodity	Common Use	Energy Use	Energy Use / Area	Total Cost	Cost / Unit	Cost / Area
<b>Place: [NIXON] L.A. NIXON      161 [BUILDING]</b> <b>Area: 76,873 SqFt</b> <b>Billing Period: May 2022</b>						
ELECTRIC	28,680.00 kWh	97,856 KBtu	1.273 KBtu/SqFt	\$4,704.85	\$0.164 /kWh	\$0.061 /SqFt
NATURALGAS	289.00 CCF	29,767 KBtu	0.387 KBtu/SqFt	\$589.97	\$2.041 /CCF	\$0.008 /SqFt
SEWER	81.00 CCF			\$689.98	\$8.518 /CCF	\$0.009 /SqFt
WATER	644.00 CCF			\$4,675.56	\$7.260 /CCF	\$0.061 /SqFt
<b>Totals:</b>		<b>127,623 KBtu</b>	<b>1.660 KBtu/SqFt</b>	<b>\$10,660.36</b>		

## Energy

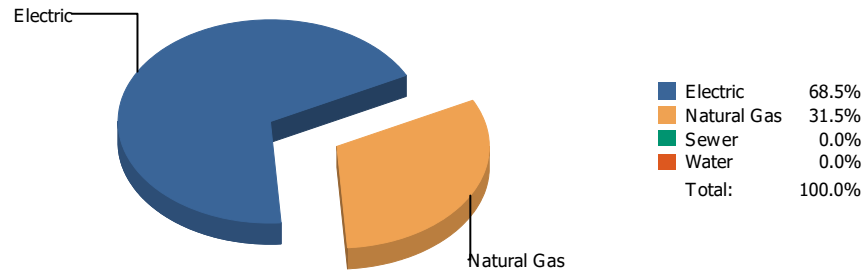


## Cost

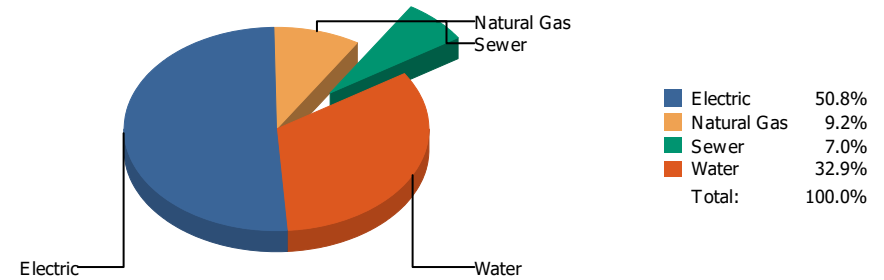


Commodity	Common Use	Energy Use	Energy Use / Area	Total Cost	Cost / Unit	Cost / Area
<b>Place: [OCC-CTR] OCCUPATIONAL CTR. [BUILDING]</b>						
<b>Area: 11,845 SqFt</b>						
<b>Billing Period: May 2022</b>						
ELECTRIC	7,100.00 kWh	24,225 KBtu	2.045 KBtu/SqFt	\$1,017.18	\$0.143 /kWh	\$0.086 /SqFt
NATURALGAS	462.00 CCF	47,586 KBtu	4.017 KBtu/SqFt	\$666.06	\$1.442 /CCF	\$0.056 /SqFt
SEWER	4.00 CCF			\$106.85	\$26.713 /CCF	\$0.009 /SqFt
WATER	148.00 CCF			\$612.94	\$4.141 /CCF	\$0.052 /SqFt
<b>Totals:</b>		<b>71,811 KBtu</b>	<b>6.063 KBtu/SqFt</b>	<b>\$2,403.03</b>		

## Energy

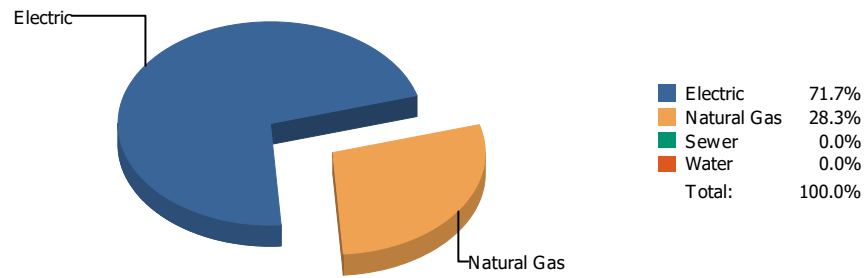


## Cost

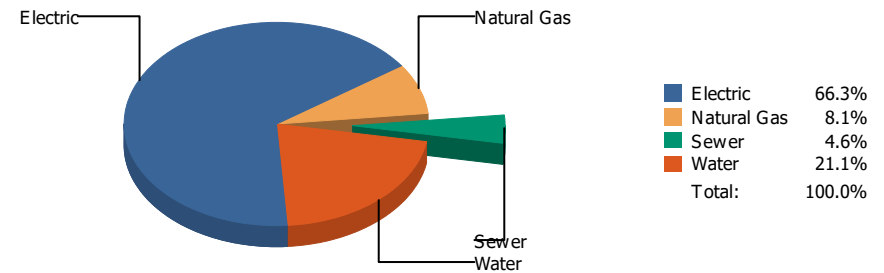


Commodity	Common Use	Energy Use	Energy Use / Area	Total Cost	Cost / Unit	Cost / Area
<b>Place: [PARK] PARK      134 [BUILDING]</b> <b>Area: 63,609 SqFt</b> <b>Billing Period: May 2022</b>						
ELECTRIC	24,931.00 kWh	85,065 KBtu	1.337 KBtu/SqFt	\$3,844.93	\$0.154 /kWh	\$0.060 /SqFt
NATURALGAS	379.00 CCF	39,037 KBtu	0.614 KBtu/SqFt	\$695.17	\$1.834 /CCF	\$0.011 /SqFt
SEWER	77.00 CCF			\$532.46	\$6.915 /CCF	\$0.008 /SqFt
WATER	364.00 CCF			\$2,490.49	\$6.842 /CCF	\$0.039 /SqFt
<b>Totals:</b>		<b>124,102 KBtu</b>	<b>1.951 KBtu/SqFt</b>	<b>\$7,563.05</b>		

## Energy

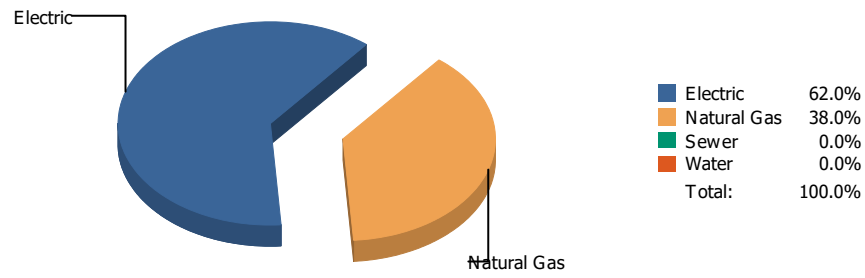


## Cost

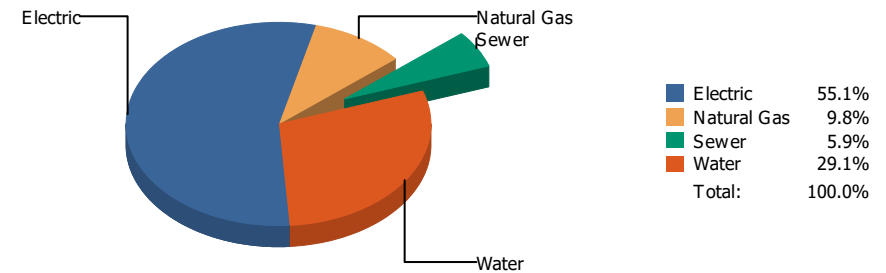


Commodity	Common Use	Energy Use	Energy Use / Area	Total Cost	Cost / Unit	Cost / Area
Place: [PAUL-MORENO_1] PAUL MORENO 167 [BUILDING]						
Area: 87,824 SqFt						
Billing Period: May 2022						
ELECTRIC	49,800.00 kWh	169,918 KBtu	1.935 KBtu/SqFt	\$8,294.98	\$0.167 /kWh	\$0.094 /SqFt
NATURALGAS	651.00 CCF	67,053 KBtu	0.763 KBtu/SqFt	\$1,010.33	\$1.552 /CCF	\$0.011 /SqFt
SEWER	84.00 CCF			\$575.53	\$6.852 /CCF	\$0.007 /SqFt
WATER	640.00 CCF			\$2,639.32	\$4.124 /CCF	\$0.030 /SqFt
<b>Totals:</b>		<b>236,971 KBtu</b>	<b>2.698 KBtu/SqFt</b>	<b>\$12,520.16</b>		

## Energy

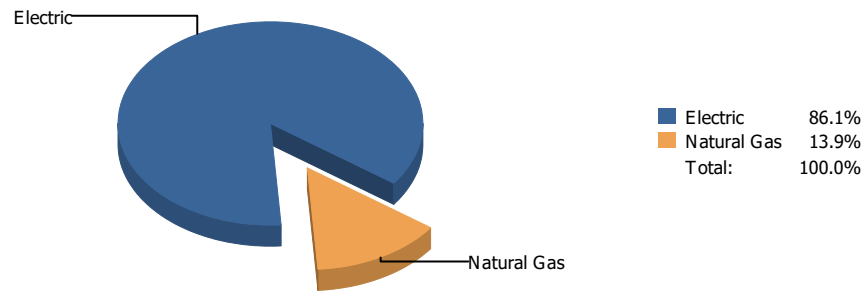


## Cost

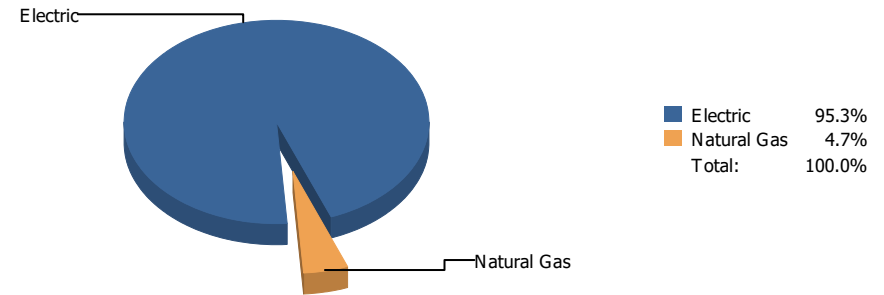


Commodity	Common Use	Energy Use	Energy Use / Area	Total Cost	Cost / Unit	Cost / Area
<b>Place: [POLK] POLK 159 [BUILDING]</b> <b>Area: 67,321 SqFt</b> <b>Billing Period: May 2022</b>						
ELECTRIC	34,040.00 kWh	116,144 KBtu	1.725 KBtu/SqFt	\$5,938.55	\$0.174 /kWh	\$0.088 /SqFt
NATURALGAS	690.00 CCF	71,070 KBtu	1.056 KBtu/SqFt	\$1,054.55	\$1.528 /CCF	\$0.016 /SqFt
SEWER	149.00 CCF			\$640.49	\$4.299 /CCF	\$0.010 /SqFt
WATER	550.00 CCF			\$3,139.77	\$5.709 /CCF	\$0.047 /SqFt
<b>Totals:</b>		<b>187,214 KBtu</b>	<b>2.781 KBtu/SqFt</b>	<b>\$10,773.36</b>		

## Energy

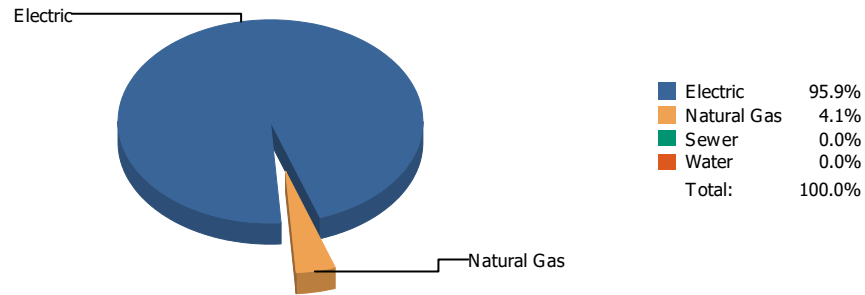


## Cost

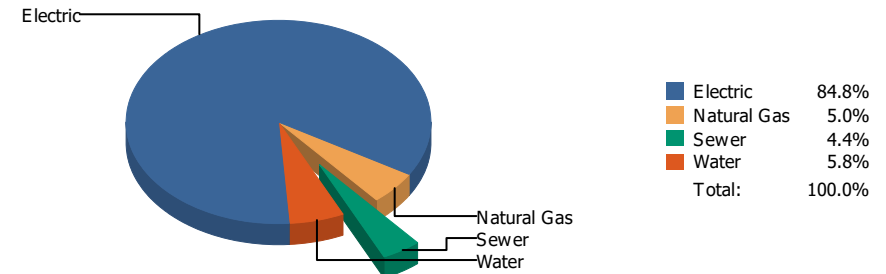


Commodity	Common Use	Energy Use	Energy Use / Area	Total Cost	Cost / Unit	Cost / Area
Place: [POWELL_2] POWELL 175 [BUILDING]						
Area: 79,770 SqFt						
Billing Period: May 2022						
ELECTRIC	59,040.00 kWh	201,444 KBtu	2.525 KBtu/SqFt	\$10,015.41	\$0.170 /kWh	\$0.126 /SqFt
NATURALGAS	315.00 CCF	32,445 KBtu	0.407 KBtu/SqFt	\$494.26	\$1.569 /CCF	\$0.006 /SqFt
<b>Totals:</b>		<b>233,889 KBtu</b>	<b>2.932 KBtu/SqFt</b>	<b>\$10,509.67</b>		

## Energy



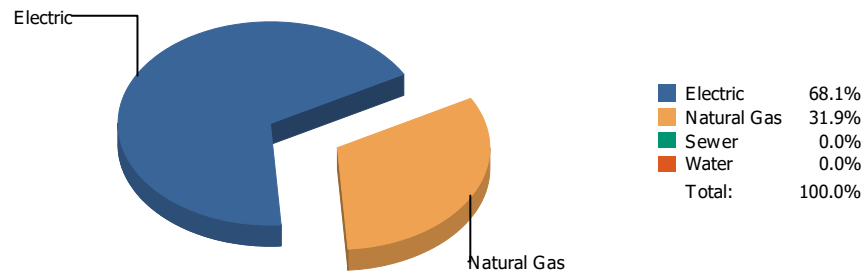
## Cost



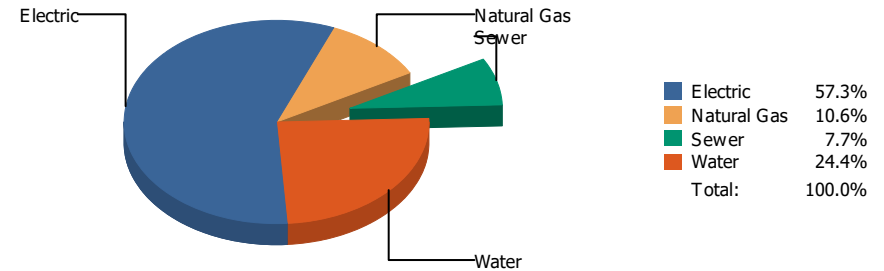
Commodity	Common Use	Energy Use	Energy Use / Area	Total Cost	Cost / Unit	Cost / Area
<b>Place: [PROFESSIONAL-DEV] EPISD PROF DEVELOPMENT CENTER931 [BUILDING]</b>						
<b>Area: 18,400 SqFt</b>						
<b>Billing Period: May 2022</b>						
ELECTRIC	15,440.00 kWh	52,681 KBtu	2.863 KBtu/SqFt	\$2,563.93	\$0.166 /kWh	\$0.139 /SqFt
NATURALGAS	22.00 CCF	2,266 KBtu	0.123 KBtu/SqFt	\$151.83	\$6.901 /CCF	\$0.008 /SqFt
SEWER	14.00 CCF			\$131.75	\$9.411 /CCF	\$0.007 /SqFt
WATER	18.00 CCF			\$174.58	\$9.699 /CCF	\$0.009 /SqFt
<b>Totals:</b>		<b>54,947 KBtu</b>	<b>2.986 KBtu/SqFt</b>	<b>\$3,022.09</b>		



## Energy

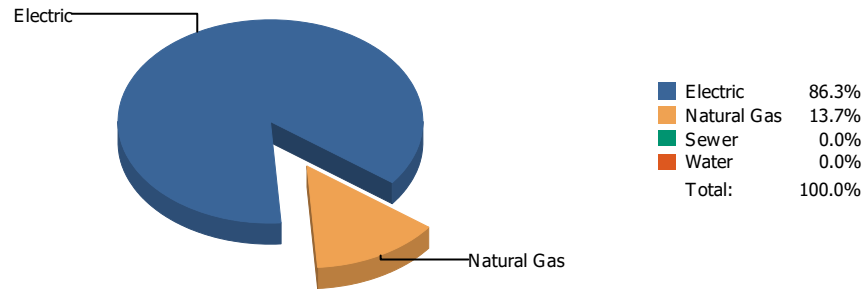


## Cost

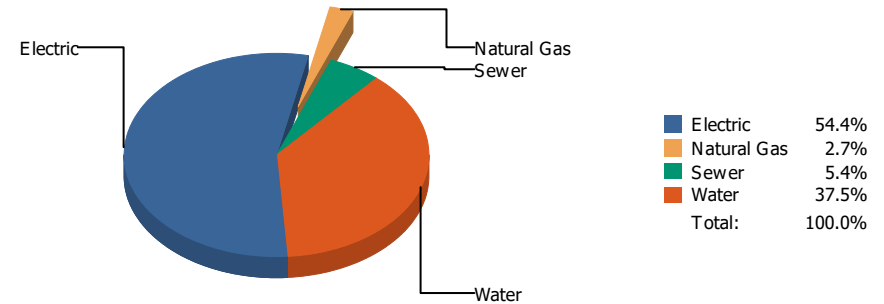


Commodity	Common Use	Energy Use	Energy Use / Area	Total Cost	Cost / Unit	Cost / Area
<b>Place: [PUTNAM] PUTNAM 135 [BUILDING]</b> <b>Area: 61,978 SqFt</b> <b>Billing Period: May 2022</b>						
ELECTRIC	23,181.00 kWh	79,094 KBtu	1.276 KBtu/SqFt	\$3,620.59	\$0.156 /kWh	\$0.058 /SqFt
NATURALGAS	360.00 CCF	37,080 KBtu	0.598 KBtu/SqFt	\$672.95	\$1.869 /CCF	\$0.011 /SqFt
SEWER	90.00 CCF			\$488.44	\$5.427 /CCF	\$0.008 /SqFt
WATER	284.00 CCF			\$1,539.22	\$5.420 /CCF	\$0.025 /SqFt
<b>Totals:</b>		<b>116,174 KBtu</b>	<b>1.874 KBtu/SqFt</b>	<b>\$6,321.20</b>		

## Energy

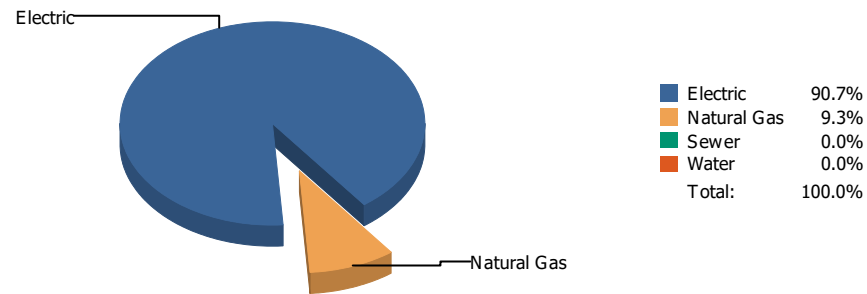


## Cost

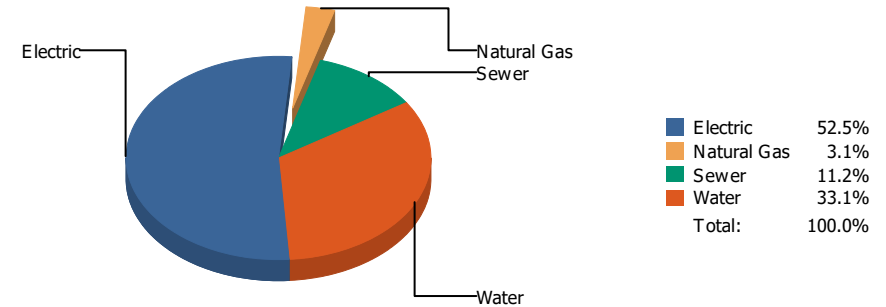


Commodity	Common Use	Energy Use	Energy Use / Area	Total Cost	Cost / Unit	Cost / Area
<b>Place: [RICHARDS] RICHARDSON [BUILDING]</b>						
<b>Area: 115,872 SqFt</b>						
<b>Billing Period: May 2022</b>						
ELECTRIC	64,800.00 kWh	221,098 KBtu	1.908 KBtu/SqFt	\$10,499.71	\$0.162 /kWh	\$0.091 /SqFt
NATURALGAS	341.00 CCF	35,123 KBtu	0.303 KBtu/SqFt	\$524.64	\$1.539 /CCF	\$0.005 /SqFt
SEWER	314.00 CCF			\$1,051.34	\$3.348 /CCF	\$0.009 /SqFt
WATER	2,130.00 CCF			\$7,237.81	\$3.398 /CCF	\$0.062 /SqFt
<b>Totals:</b>		<b>256,221 KBtu</b>	<b>2.211 KBtu/SqFt</b>	<b>\$19,313.50</b>		

## Energy

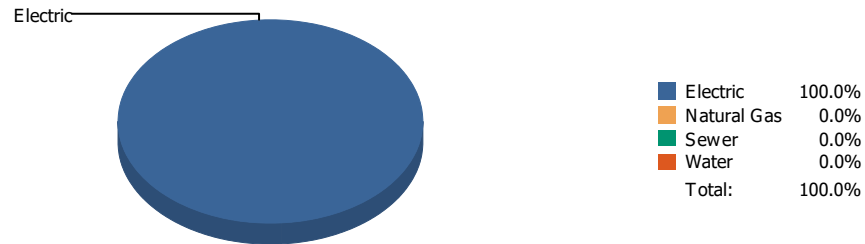


## Cost

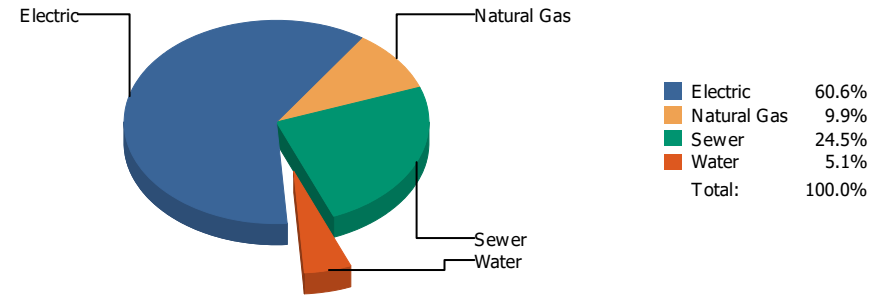


Commodity	Common Use	Energy Use	Energy Use / Area	Total Cost	Cost / Unit	Cost / Area
Place: [RIVERA] RIVERA 156 [BUILDING]						
Area: 77,562 SqFt						
Billing Period: May 2022						
ELECTRIC	43,355.00 kWh	147,927 KBtu	1.907 KBtu/SqFt	\$7,186.57	\$0.166 /kWh	\$0.093 /SqFt
NATURALGAS	147.00 CCF	15,141 KBtu	0.195 KBtu/SqFt	\$424.03	\$2.885 /CCF	\$0.005 /SqFt
SEWER	459.00 CCF			\$1,534.31	\$3.343 /CCF	\$0.020 /SqFt
WATER	1,100.00 CCF			\$4,534.08	\$4.122 /CCF	\$0.058 /SqFt
<b>Totals:</b>		<b>163,068 KBtu</b>	<b>2.102 KBtu/SqFt</b>	<b>\$13,678.99</b>		

## Energy

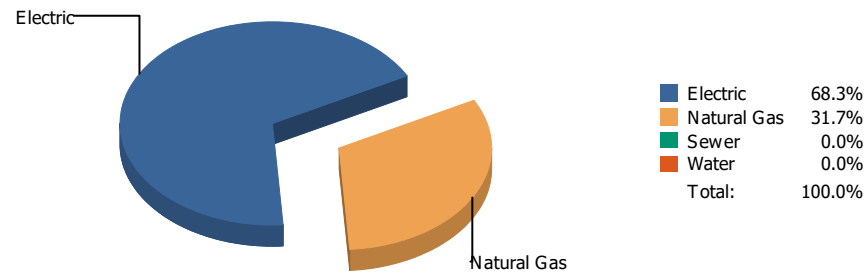


## Cost

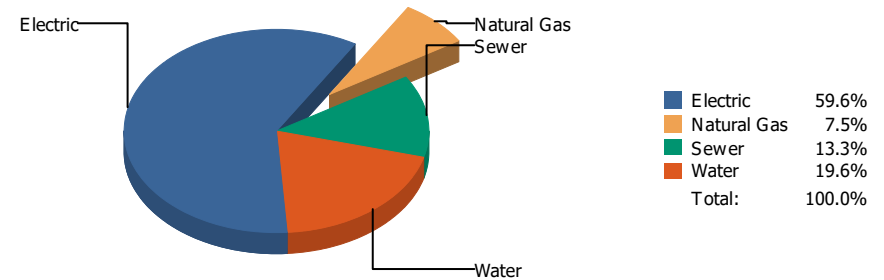


Commodity	Common Use	Energy Use	Energy Use / Area	Total Cost	Cost / Unit	Cost / Area
<b>Place: [ROBERTS] ROBERTS      136 [BUILDING]</b> <b>Area: 81,457 SqFt</b> <b>Billing Period: May 2022</b>						
ELECTRIC	7,840.00 kWh	26,750 KBtu	0.328 KBtu/SqFt	\$772.20	\$0.098 /kWh	\$0.009 /SqFt
NATURALGAS	0.00 CCF	0 KBtu	0.000 KBtu/SqFt	\$126.12	\$0.000 /CCF	\$0.002 /SqFt
SEWER	17.00 CCF			\$311.81	\$18.342 /CCF	\$0.004 /SqFt
WATER	0.00 CCF			\$64.57	\$0.000 /CCF	\$0.001 /SqFt
<b>Totals:</b>		<b>26,750 KBtu</b>	<b>0.328 KBtu/SqFt</b>	<b>\$1,274.70</b>		

## Energy

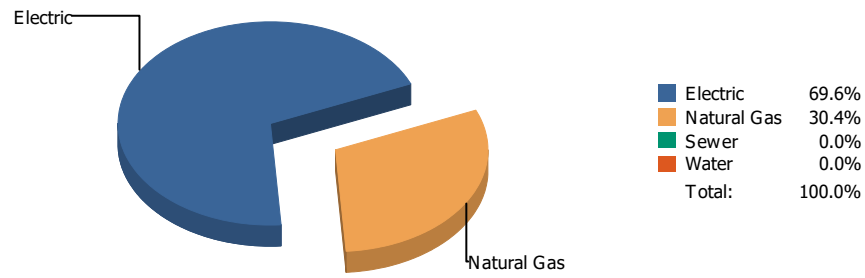


## Cost

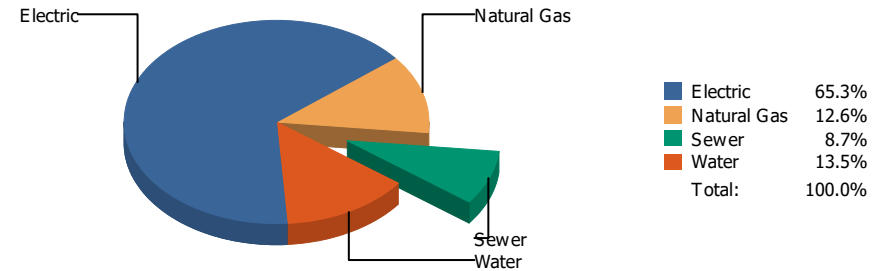


Commodity	Common Use	Energy Use	Energy Use / Area	Total Cost	Cost / Unit	Cost / Area
Place: [ROSS] ROSS      042 [BUILDING]						
Area: 131,497 SqFt						
Billing Period: May 2022						
ELECTRIC	47,378.00 kWh	161,654 KBtu	1.229 KBtu/SqFt	\$7,725.91	\$0.163 /kWh	\$0.059 /SqFt
NATURALGAS	730.00 CCF	75,190 KBtu	0.572 KBtu/SqFt	\$974.32	\$1.335 /CCF	\$0.007 /SqFt
SEWER	582.00 CCF			\$1,718.66	\$2.953 /CCF	\$0.013 /SqFt
WATER	872.00 CCF			\$2,546.73	\$2.921 /CCF	\$0.019 /SqFt
<b>Totals:</b>		<b>236,844 KBtu</b>	<b>1.801 KBtu/SqFt</b>	<b>\$12,965.62</b>		

## Energy

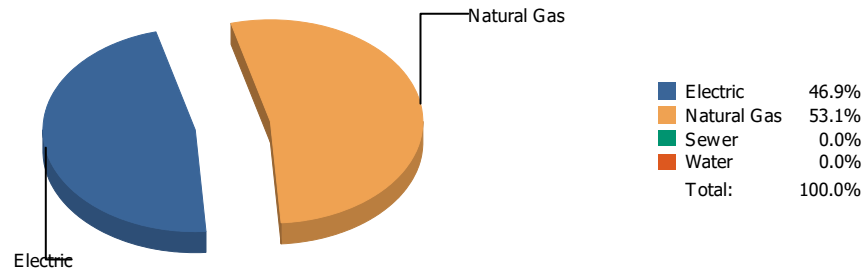


## Cost

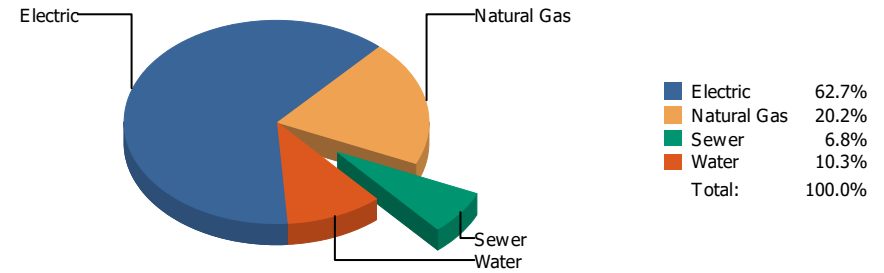


Commodity	Common Use	Energy Use	Energy Use / Area	Total Cost	Cost / Unit	Cost / Area
<b>Place: [RUSK] RUSK      138 [BUILDING]</b> <b>Area: 67,240 SqFt</b> <b>Billing Period: May 2022</b>						
ELECTRIC	17,526.00 kWh	59,799 KBtu	0.889 KBtu/SqFt	\$2,853.79	\$0.163 /kWh	\$0.042 /SqFt
NATURALGAS	253.00 CCF	26,059 KBtu	0.388 KBtu/SqFt	\$549.02	\$2.170 /CCF	\$0.008 /SqFt
SEWER	54.00 CCF			\$378.30	\$7.006 /CCF	\$0.006 /SqFt
WATER	112.00 CCF			\$591.52	\$5.281 /CCF	\$0.009 /SqFt
<b>Totals:</b>		<b>85,858 KBtu</b>	<b>1.277 KBtu/SqFt</b>	<b>\$4,372.63</b>		

## Energy



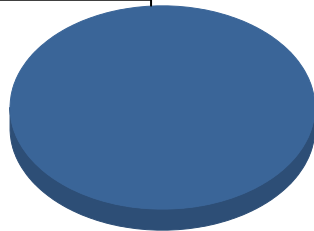
## Cost



Commodity	Common Use	Energy Use	Energy Use / Area	Total Cost	Cost / Unit	Cost / Area
Place: [SAN-JAC] SAN JACINTO 139 [BUILDING]						
Area: 29,589 SqFt						
Billing Period: May 2022						
ELECTRIC	7,400.00 kWh	25,249 KBtu	0.853 KBtu/SqFt	\$1,402.06	\$0.189 /kWh	\$0.047 /SqFt
NATURALGAS	278.00 CCF	28,634 KBtu	0.968 KBtu/SqFt	\$451.29	\$1.623 /CCF	\$0.015 /SqFt
SEWER	12.00 CCF			\$151.80	\$12.650 /CCF	\$0.005 /SqFt
WATER	38.00 CCF			\$230.70	\$6.071 /CCF	\$0.008 /SqFt
<b>Totals:</b>		<b>53,883 KBtu</b>	<b>1.821 KBtu/SqFt</b>	<b>\$2,235.85</b>		

## Energy

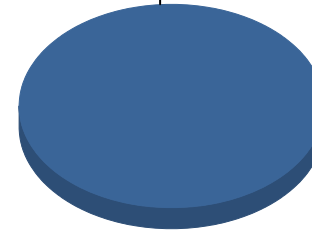
Electric



■ Electric 100.0%  
Total: 100.0%

## Cost

Electric

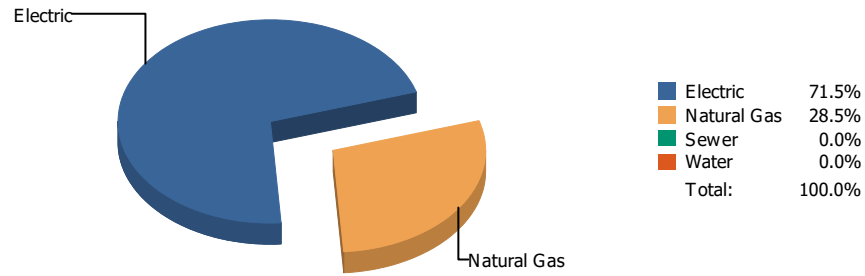


■ Electric 100.0%  
Total: 100.0%

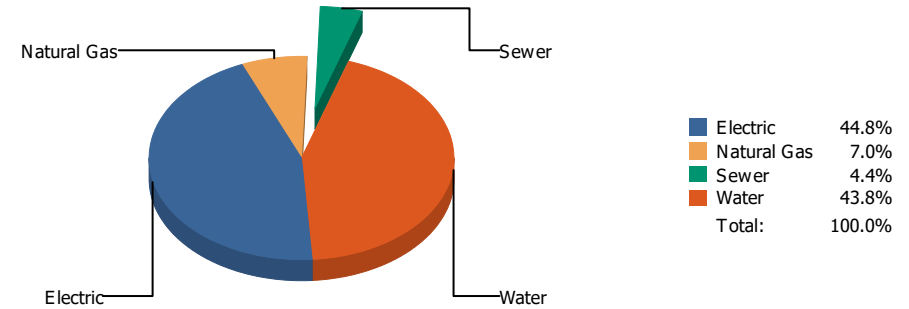
Commodity	Common Use	Energy Use	Energy Use / Area	Total Cost	Cost / Unit	Cost / Area
<b>Place: [SCHUSTER] SCHUSTER      140 [BUILDING]</b> <b>Area: 34,371 SqFt</b> <b>Billing Period: May 2022</b>						
ELECTRIC	160.00 kWh	546 KBtu	0.016 KBtu/SqFt	\$278.40	\$1.740 /kWh	\$0.008 /SqFt
<b>Totals:</b>		<b>546 KBtu</b>	<b>0.016 KBtu/SqFt</b>	<b>\$278.40</b>		



## Energy

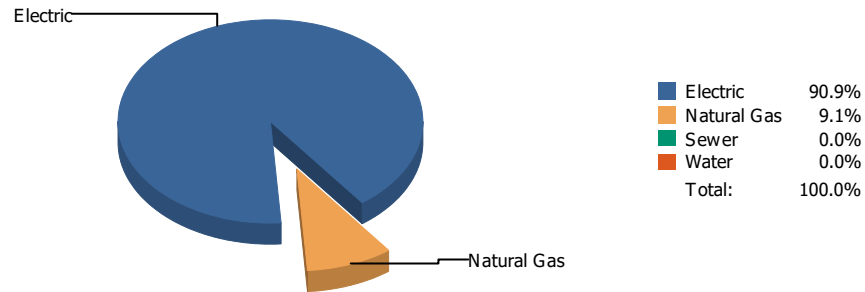


## Cost

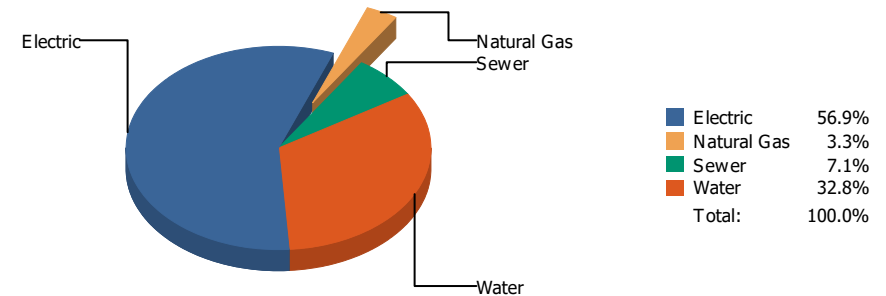


Commodity	Common Use	Energy Use	Energy Use / Area	Total Cost	Cost / Unit	Cost / Area
<b>Place: [STANTON] STANTON      141 [BUILDING]</b> <b>Area: 75,957 SqFt</b> <b>Billing Period: May 2022</b>						
ELECTRIC	23,274.00 kWh	79,411 KBtu	1.045 KBtu/SqFt	\$3,937.67	\$0.169 /kWh	\$0.052 /SqFt
NATURALGAS	308.00 CCF	31,724 KBtu	0.418 KBtu/SqFt	\$612.49	\$1.989 /CCF	\$0.008 /SqFt
SEWER	69.00 CCF			\$390.62	\$5.661 /CCF	\$0.005 /SqFt
WATER	522.00 CCF			\$3,856.21	\$7.387 /CCF	\$0.051 /SqFt
<b>Totals:</b>		<b>111,135 KBtu</b>	<b>1.463 KBtu/SqFt</b>	<b>\$8,796.99</b>		

## Energy

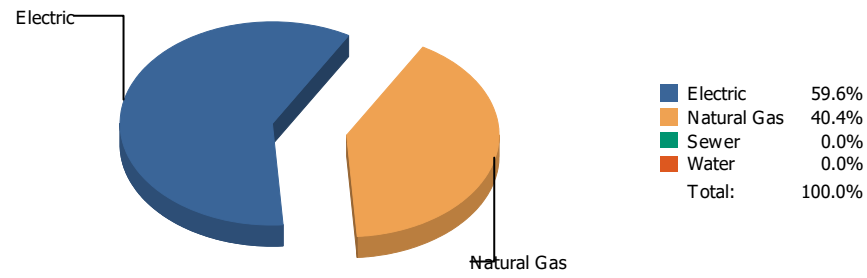


## Cost

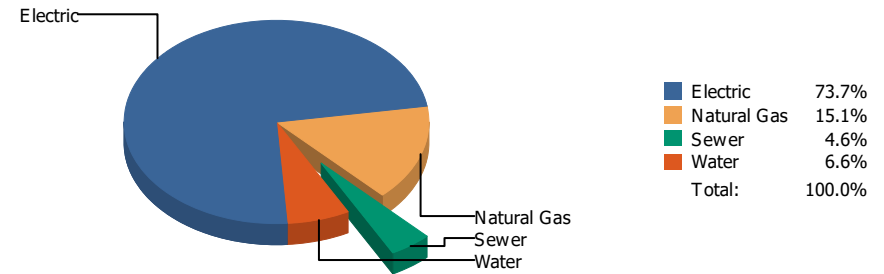


Commodity	Common Use	Energy Use	Energy Use / Area	Total Cost	Cost / Unit	Cost / Area
<b>Place: [SUNRISEMOUNT] SUNRISE MOUNTAIN ELEMENTARY 150 [BUILDING]</b>						
<b>Area: 78,368 SqFt</b>						
<b>Billing Period: May 2022</b>						
ELECTRIC	26,610.00 kWh	90,793 KBtu	1.159 KBtu/SqFt	\$4,005.15	\$0.151 /kWh	\$0.051 /SqFt
NATURALGAS	88.00 CCF	9,064 KBtu	0.116 KBtu/SqFt	\$228.96	\$2.602 /CCF	\$0.003 /SqFt
SEWER	53.00 CCF			\$498.34	\$9.403 /CCF	\$0.006 /SqFt
WATER	468.00 CCF			\$2,306.54	\$4.929 /CCF	\$0.029 /SqFt
<b>Totals:</b>		<b>99,857 KBtu</b>	<b>1.274 KBtu/SqFt</b>	<b>\$7,038.99</b>		

## Energy

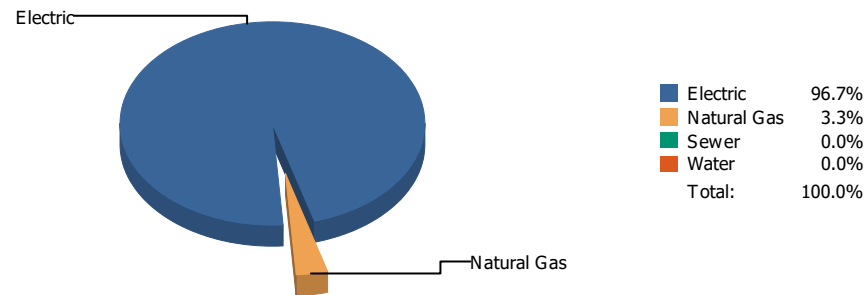


## Cost

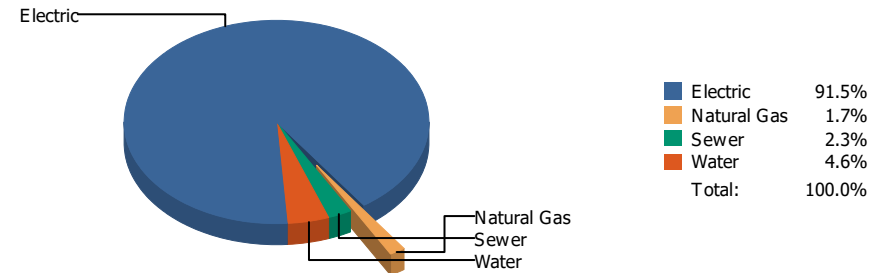


Commodity	Common Use	Energy Use	Energy Use / Area	Total Cost	Cost / Unit	Cost / Area
Place: [SUNSET-HIGH_1] TECHNOLOGY SERVICES [BUILDING]						
Area: 33,263 SqFt						
Billing Period: May 2022						
ELECTRIC	21,040.00 kWh	71,788 KBtu	2.158 KBtu/SqFt	\$3,319.62	\$0.158 /kWh	\$0.100 /SqFt
NATURALGAS	473.00 CCF	48,719 KBtu	1.465 KBtu/SqFt	\$679.27	\$1.436 /CCF	\$0.020 /SqFt
SEWER	34.00 CCF			\$206.58	\$6.076 /CCF	\$0.006 /SqFt
WATER	63.00 CCF			\$296.20	\$4.702 /CCF	\$0.009 /SqFt
<b>Totals:</b>		<b>120,507 KBtu</b>	<b>3.623 KBtu/SqFt</b>	<b>\$4,501.67</b>		

## Energy

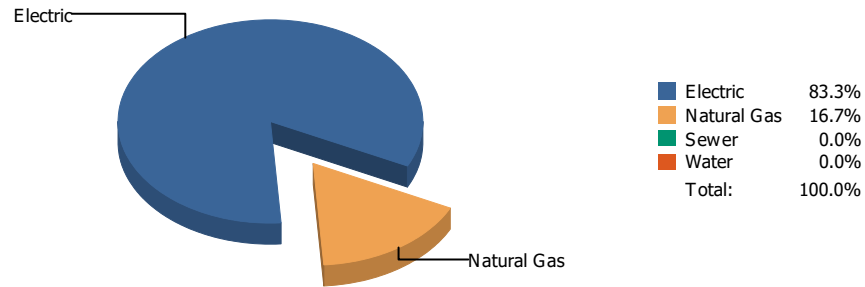


## Cost

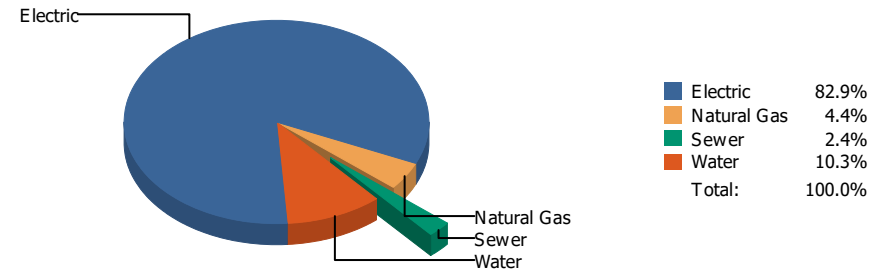


Commodity	Common Use	Energy Use	Energy Use / Area	Total Cost	Cost / Unit	Cost / Area
Place: [TIPPENELEMENTARY] TIPPIN ELEMENTARY 168 [BUILDING]						
Area: 88,360 SqFt						
Billing Period: May 2022						
ELECTRIC	374,280.00 kWh	1,277,043 KBtu	14.453 KBtu/SqFt	\$33,599.09	\$0.090 /kWh	\$0.380 /SqFt
NATURALGAS	419.00 CCF	43,157 KBtu	0.488 KBtu/SqFt	\$615.50	\$1.469 /CCF	\$0.007 /SqFt
SEWER	234.00 CCF			\$852.14	\$3.642 /CCF	\$0.010 /SqFt
WATER	381.00 CCF			\$1,673.04	\$4.391 /CCF	\$0.019 /SqFt
<b>Totals:</b>		<b>1,320,200 KBtu</b>	<b>14.941 KBtu/SqFt</b>	<b>\$36,739.77</b>		

## Energy

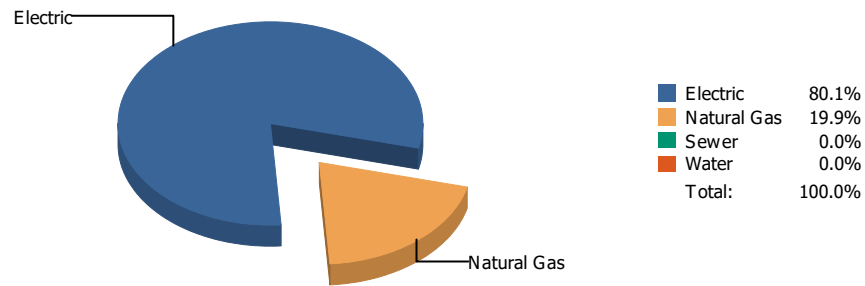


## Cost

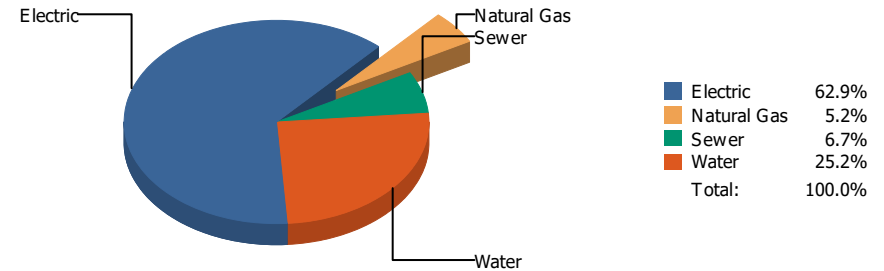


Commodity	Common Use	Energy Use	Energy Use / Area	Total Cost	Cost / Unit	Cost / Area
Place: [TOMLEA_2] TOM LEA 178 [BUILDING]						
Area: 88,828 SqFt						
Billing Period: May 2022						
ELECTRIC	97,440.00 kWh	332,465 KBtu	3.743 KBtu/SqFt	\$16,425.61	\$0.169 /kWh	\$0.185 /SqFt
NATURALGAS	649.00 CCF	66,847 KBtu	0.753 KBtu/SqFt	\$881.41	\$1.358 /CCF	\$0.010 /SqFt
SEWER	84.00 CCF			\$478.64	\$5.698 /CCF	\$0.005 /SqFt
WATER	350.00 CCF			\$2,033.70	\$5.811 /CCF	\$0.023 /SqFt
<b>Totals:</b>		<b>399,312 KBtu</b>	<b>4.495 KBtu/SqFt</b>	<b>\$19,819.36</b>		

## Energy

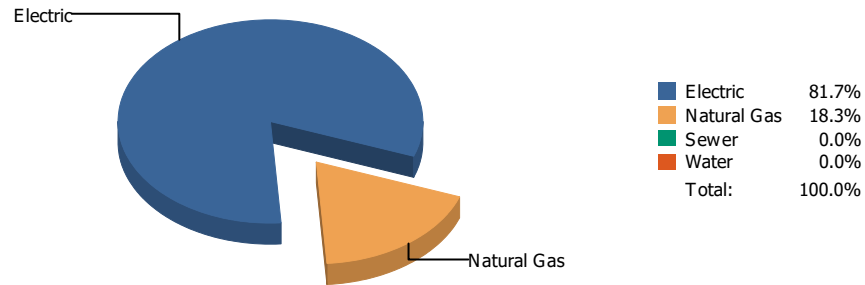


## Cost

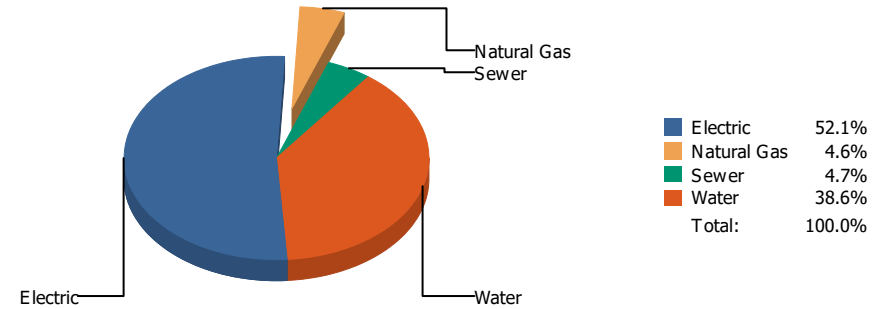


Commodity	Common Use	Energy Use	Energy Use / Area	Total Cost	Cost / Unit	Cost / Area
<b>Place: [TORRES] TORRES      158 [BUILDING]</b> <b>Area: 59,142 SqFt</b> <b>Billing Period: May 2022</b>						
ELECTRIC	55,520.00 kWh	189,434 KBtu	3.203 KBtu/SqFt	\$8,489.39	\$0.153 /kWh	\$0.143 /SqFt
NATURALGAS	458.00 CCF	47,174 KBtu	0.798 KBtu/SqFt	\$703.47	\$1.536 /CCF	\$0.012 /SqFt
SEWER	31.00 CCF			\$907.31	\$29.268 /CCF	\$0.015 /SqFt
WATER	617.00 CCF			\$3,406.72	\$5.521 /CCF	\$0.057 /SqFt
<b>Totals:</b>		<b>236,608 KBtu</b>	<b>4.001 KBtu/SqFt</b>	<b>\$13,506.89</b>		

## Energy

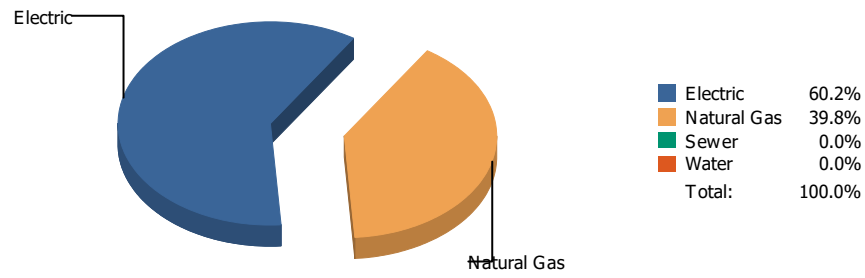


## Cost

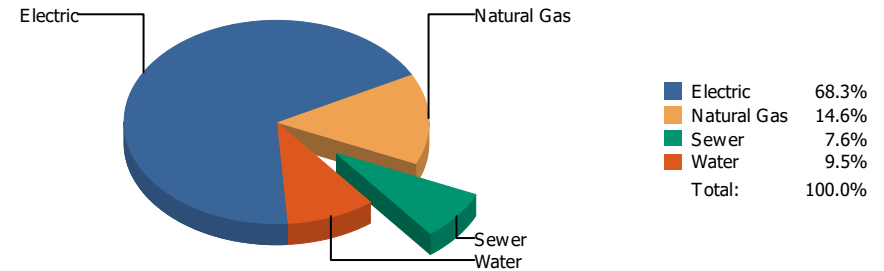


Commodity	Common Use	Energy Use	Energy Use / Area	Total Cost	Cost / Unit	Cost / Area
<b>Place: [TRAVIS] TRAVIS      143 [BUILDING]</b> <b>Area: 78,925 SqFt</b> <b>Billing Period: May 2022</b>						
ELECTRIC	24,482.00 kWh	83,533 KBtu	1.058 KBtu/SqFt	\$3,824.86	\$0.156 /kWh	\$0.048 /SqFt
NATURALGAS	182.00 CCF	18,746 KBtu	0.238 KBtu/SqFt	\$339.63	\$1.866 /CCF	\$0.004 /SqFt
SEWER	52.00 CCF			\$348.29	\$6.698 /CCF	\$0.004 /SqFt
WATER	564.00 CCF			\$2,834.63	\$5.026 /CCF	\$0.036 /SqFt
<b>Totals:</b>		<b>102,279 KBtu</b>	<b>1.296 KBtu/SqFt</b>	<b>\$7,347.41</b>		

## Energy



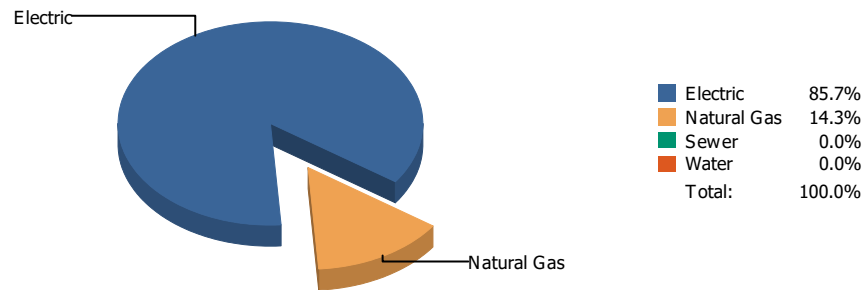
## Cost



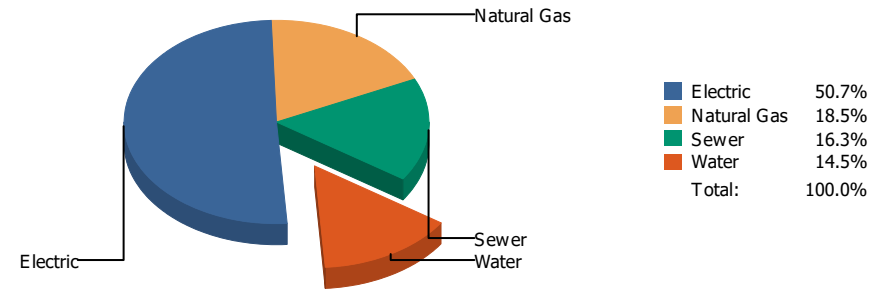
Commodity	Common Use	Energy Use	Energy Use / Area	Total Cost	Cost / Unit	Cost / Area
<b>Place: [VILAS] VILAS      144 [BUILDING]</b> <b>Area: 66,992 SqFt</b> <b>Billing Period: May 2022</b>						
ELECTRIC	35,253.00 kWh	120,283 KBtu	1.795 KBtu/SqFt	\$5,978.95	\$0.170 /kWh	\$0.089 /SqFt
NATURALGAS	773.00 CCF	79,619 KBtu	1.188 KBtu/SqFt	\$1,279.01	\$1.655 /CCF	\$0.019 /SqFt
SEWER	71.00 CCF			\$664.47	\$9.359 /CCF	\$0.010 /SqFt
WATER	118.00 CCF			\$833.72	\$7.065 /CCF	\$0.012 /SqFt
<b>Totals:</b>		<b>199,902 KBtu</b>	<b>2.984 KBtu/SqFt</b>	<b>\$8,756.15</b>		



## Energy



## Cost



Commodity	Common Use	Energy Use	Energy Use / Area	Total Cost	Cost / Unit	Cost / Area
<b>Place: [WAINWRIG] WAINWRIGHT 145 [BUILDING]</b> <b>Area: 38,227 SqFt</b> <b>Billing Period: May 2022</b>						
ELECTRIC	6,535.00 kWh	22,297 KBtu	0.583 KBtu/SqFt	\$804.65	\$0.123 /kWh	\$0.021 /SqFt
NATURALGAS	36.00 CCF	3,708 KBtu	0.097 KBtu/SqFt	\$294.29	\$8.175 /CCF	\$0.008 /SqFt
SEWER	6.00 CCF			\$258.78	\$43.130 /CCF	\$0.007 /SqFt
WATER	27.00 CCF			\$229.86	\$8.513 /CCF	\$0.006 /SqFt
<b>Totals:</b>		<b>26,005 KBtu</b>	<b>0.680 KBtu/SqFt</b>	<b>\$1,587.58</b>		

## Energy

Electric



■ Electric 100.0%  
Total: 100.0%

## Cost

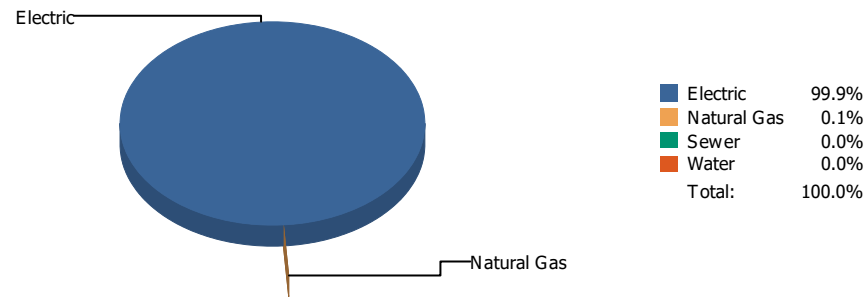
Electric



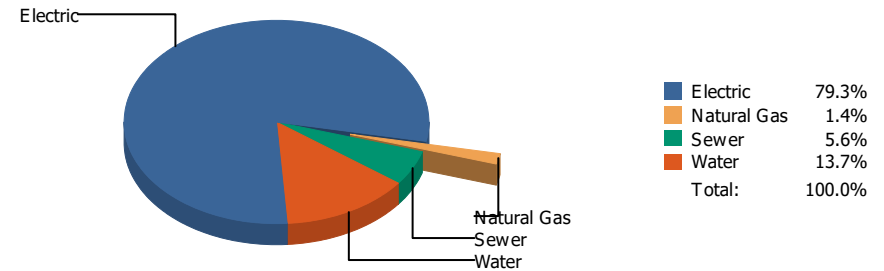
■ Electric 100.0%  
Total: 100.0%

Commodity	Common Use	Energy Use	Energy Use / Area	Total Cost	Cost / Unit	Cost / Area
Place: [WESTSIDE] WESTSIDE TRANSPORTATION 951 [BUILDING]						
Area: 4,040 SqFt						
Billing Period: May 2022						
ELECTRIC	2,557.00 kWh	8,724 KBtu	2.160 KBtu/SqFt	\$381.58	\$0.149 /kWh	\$0.094 /SqFt
<b>Totals:</b>		<b>8,724 KBtu</b>	<b>2.160 KBtu/SqFt</b>	<b>\$381.58</b>		

## Energy

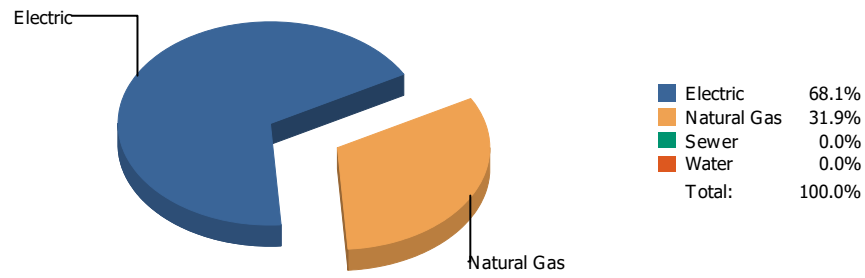


## Cost

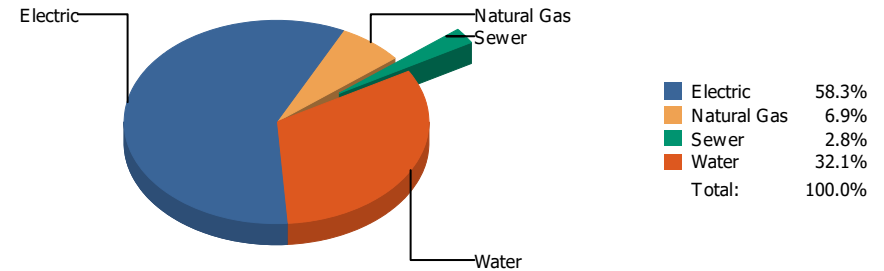


Commodity	Common Use	Energy Use	Energy Use / Area	Total Cost	Cost / Unit	Cost / Area
Place: [W-HILLS] WESTERN HILLS 146 [BUILDING]						
Area: 77,753 SqFt						
Billing Period: May 2022						
ELECTRIC	45,240.00 kWh	154,359 KBtu	1.985 KBtu/SqFt	\$7,278.69	\$0.161 /kWh	\$0.094 /SqFt
NATURALGAS	2.00 CCF	206 KBtu	0.003 KBtu/SqFt	\$128.45	\$64.225 /CCF	\$0.002 /SqFt
SEWER	41.00 CCF			\$517.15	\$12.613 /CCF	\$0.007 /SqFt
WATER	333.00 CCF			\$1,253.98	\$3.766 /CCF	\$0.016 /SqFt
<b>Totals:</b>		<b>154,565 KBtu</b>	<b>1.988 KBtu/SqFt</b>	<b>\$9,178.27</b>		

## Energy

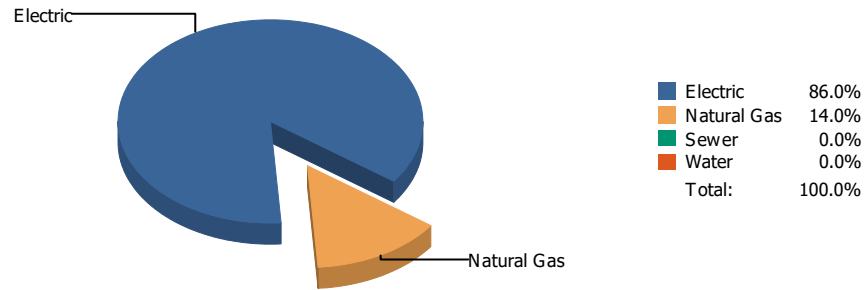


## Cost

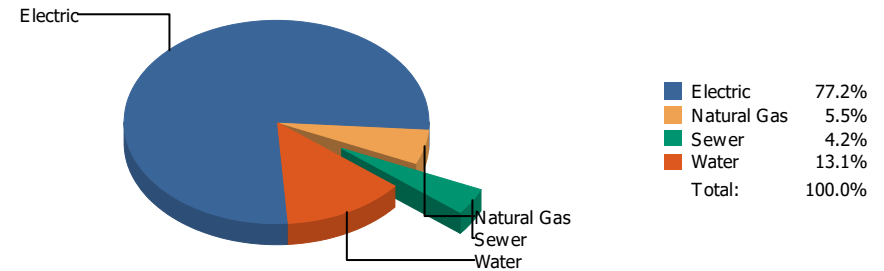


Commodity	Common Use	Energy Use	Energy Use / Area	Total Cost	Cost / Unit	Cost / Area
<b>Place: [WHITAKER] WHITAKER      153 [BUILDING]</b> <b>Area: 89,458 SqFt</b> <b>Billing Period: May 2022</b>						
ELECTRIC	58,320.00 kWh	198,988 KBtu	2.224 KBtu/SqFt	\$9,967.87	\$0.171 /kWh	\$0.111 /SqFt
NATURALGAS	905.00 CCF	93,215 KBtu	1.042 KBtu/SqFt	\$1,175.07	\$1.298 /CCF	\$0.013 /SqFt
SEWER	33.00 CCF			\$473.57	\$14.351 /CCF	\$0.005 /SqFt
WATER	1,478.00 CCF			\$5,489.11	\$3.714 /CCF	\$0.061 /SqFt
<b>Totals:</b>		<b>292,203 KBtu</b>	<b>3.266 KBtu/SqFt</b>	<b>\$17,105.62</b>		

## Energy

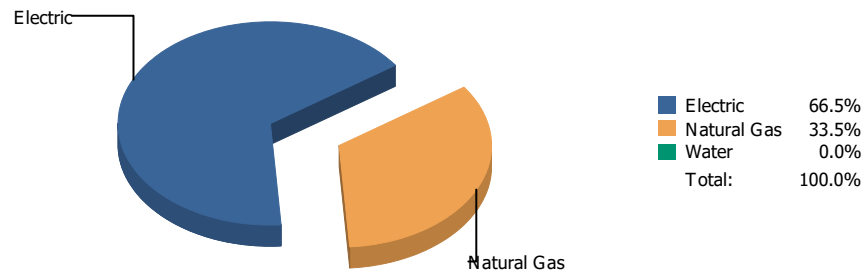


## Cost

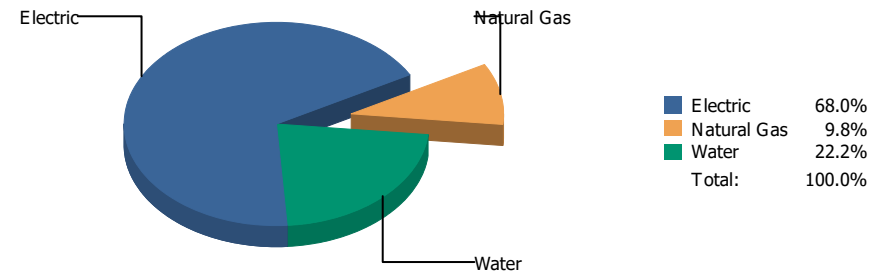


Commodity	Common Use	Energy Use	Energy Use / Area	Total Cost	Cost / Unit	Cost / Area
<b>Place: [WHITE] ZACH WHITE ELEMENTARY NEW-1997 [BUILDING]</b>						
<b>Area: 92,458 SqFt</b>						
<b>Billing Period: May 2022</b>						
ELECTRIC	48,600.00 kWh	165,823 KBtu	1.793 KBtu/SqFt	\$7,985.57	\$0.164 /kWh	\$0.086 /SqFt
NATURALGAS	261.00 CCF	26,883 KBtu	0.291 KBtu/SqFt	\$564.87	\$2.164 /CCF	\$0.006 /SqFt
SEWER	77.00 CCF			\$435.57	\$5.657 /CCF	\$0.005 /SqFt
WATER	307.00 CCF			\$1,355.76	\$4.416 /CCF	\$0.015 /SqFt
<b>Totals:</b>		<b>192,706 KBtu</b>	<b>2.084 KBtu/SqFt</b>	<b>\$10,341.77</b>		

## Energy



## Cost



Commodity	Common Use	Energy Use	Energy Use / Area	Total Cost	Cost / Unit	Cost / Area
<b>Place: [WIGGS] WIGGS      052 [BUILDING]</b> <b>Area: 110,689 SqFt</b> <b>Billing Period: May 2022</b>						
ELECTRIC	35,440.00 kWh	120,921 KBtu	1.092 KBtu/SqFt	\$5,655.41	\$0.160 /kWh	\$0.051 /SqFt
NATURALGAS	591.00 CCF	60,873 KBtu	0.550 KBtu/SqFt	\$814.85	\$1.379 /CCF	\$0.007 /SqFt
WATER	441.00 CCF			\$1,847.73	\$4.190 /CCF	\$0.017 /SqFt
<b>Totals:</b>		<b>181,794 KBtu</b>	<b>1.642 KBtu/SqFt</b>	<b>\$8,317.99</b>		

## Energy

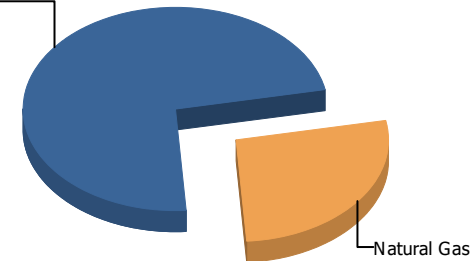
Electric



Electric	100.0%
Natural Gas	0.0%
<b>Total:</b>	<b>100.0%</b>

## Cost

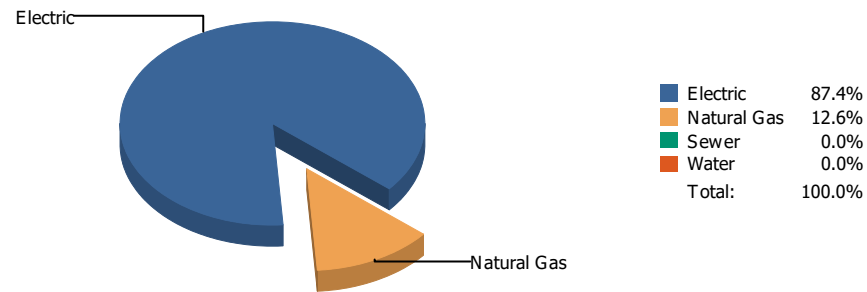
Electric



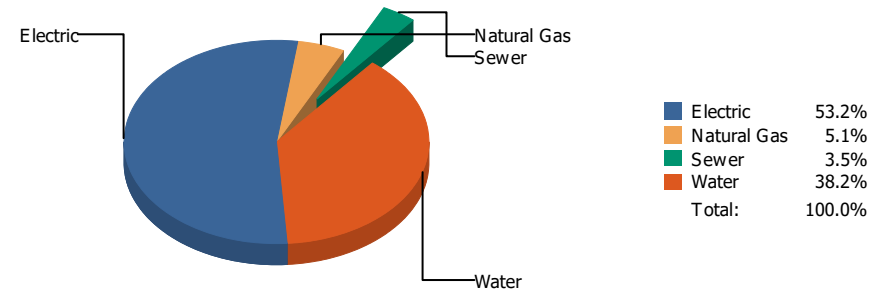
Electric	73.0%
Natural Gas	27.0%
<b>Total:</b>	<b>100.0%</b>

Commodity	Common Use	Energy Use	Energy Use / Area	Total Cost	Cost / Unit	Cost / Area
Place: [ZANEGREYWAREHOUSE] ZANE GREY WAREHOUSE [BUILDING]						
Area: 0 SqFt						
Billing Period: May 2022						
ELECTRIC	989.00 kWh	3,374 KBtu		\$340.78	\$0.345 /kWh	
NATURALGAS	0.00 CCF	0 KBtu		\$126.12	\$0.000 /CCF	
<b>Totals:</b>		<b>3,374 KBtu</b>		<b>\$466.90</b>		

## Energy



## Cost



Commodity	Common Use	Energy Use	Energy Use / Area	Total Cost	Cost / Unit	Cost / Area
<b>Place: [ZAVALA] ZAVALA      148 [BUILDING]</b> <b>Area: 53,356 SqFt</b> <b>Billing Period: May 2022</b>						
ELECTRIC	22,535.00 kWh	76,889 KBtu	1.441 KBtu/SqFt	\$3,136.06	\$0.139 /kWh	\$0.059 /SqFt
NATURALGAS	108.00 CCF	11,124 KBtu	0.208 KBtu/SqFt	\$298.82	\$2.767 /CCF	\$0.006 /SqFt
SEWER	34.00 CCF			\$206.58	\$6.076 /CCF	\$0.004 /SqFt
WATER	333.00 CCF			\$2,250.00	\$6.757 /CCF	\$0.042 /SqFt
<b>Totals:</b>		<b>88,013 KBtu</b>	<b>1.650 KBtu/SqFt</b>	<b>\$5,891.46</b>		



**Requested by:** eagarci2

**Client version:**

**Report version:** 9

**Filters:** Meters in Building Name: Not one of ZACH WHITE MODULAR SCHOOL 147;START SCHOOL EARLY 1 DAY VALUE;STADIUM RATE CHANGES;SKY PARK IB1;SKY PARK I 200;SKY PARK;ROOSEVELT 137;REMCON COTTAGES;PARKDALE COTTAGES 957;NORTHEAST BOOK DEPOSITORY 814;NEW COMPUTERS SINCE JUNE 1990;Lighting;HERCULES COTTAGES 141A;CANYON HILLS PORTABLES;Butterfield Trail Warehouse;BRANON COTTAGES 955 ;BLUE FLAME BLDG.;BARCELONA COTTAGES;ALL REFUNDS AND REBATES; ; Bill is Void Equals 0; Account is Active Equals 1; Bill is from External Vendor Equals 1; ; Billing Period Equals May 2022

**Record count:** 0