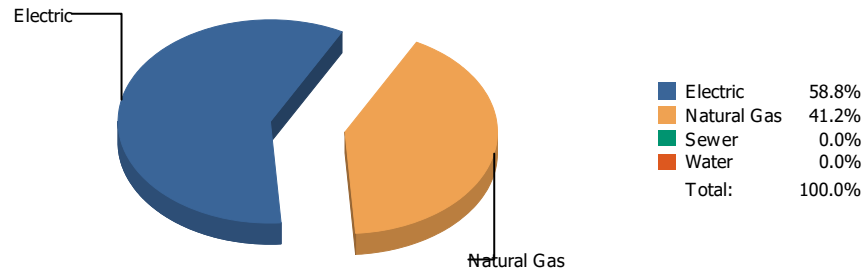
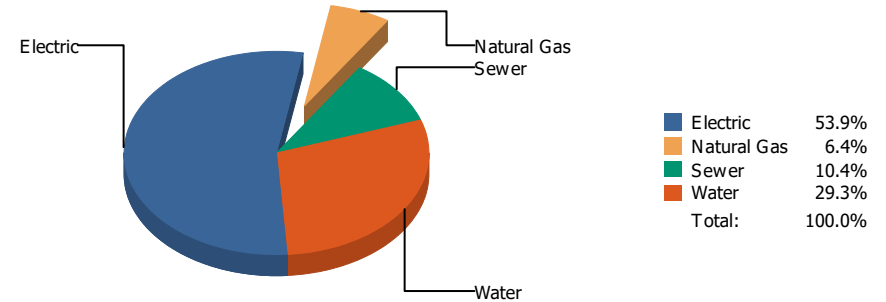


Energy



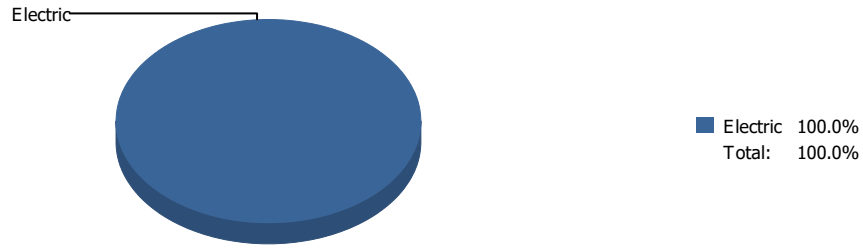
Cost



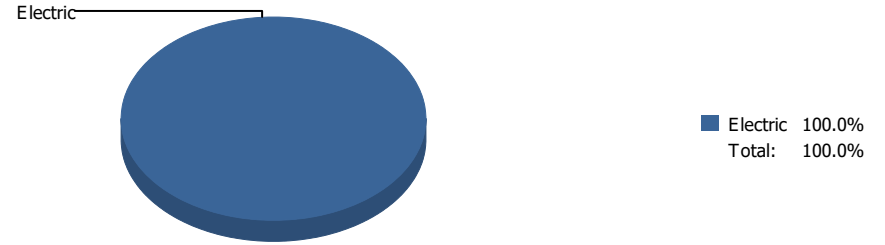
Commodity	Common Use	Energy Use	Energy Use / Area	Total Cost	Cost / Unit	Cost / Area
Place Summary Report						
Area: 10,194,175 SqFt						
Billing Period: May 2023						
ELECTRIC	5,032,875.38 kWh	17,172,171 KBtu	1.618 KBtu/SqFt	\$539,821.80	\$0.107 /kWh	\$0.051 /SqFt
NATURALGAS	116,585.00 CCF	12,008,255 KBtu	1.170 KBtu/SqFt	\$63,844.49	\$0.548 /CCF	\$0.006 /SqFt
SEWER	12,435.00 CCF			\$104,520.42	\$8.405 /CCF	\$0.010 /SqFt
WATER	49,204.00 CCF			\$293,196.13	\$5.959 /CCF	\$0.027 /SqFt
Totals:		29,180,426 KBtu	2.787 KBtu/SqFt	\$1,001,382.84		

* Please note per area calculations only include buildings with a floor area greater than 0.

Energy



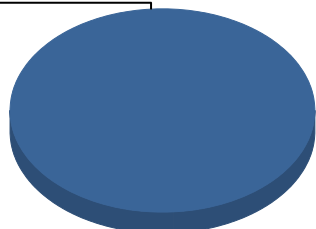
Cost



Commodity	Common Use	Energy Use	Energy Use / Area	Total Cost	Cost / Unit	Cost / Area
Place: [ALAMO] ALAMO 101 [BUILDING]						
Area: 58,978 SqFt						
Billing Period: May 2023						
ELECTRIC	3,800.00 kWh	12,966 KBtu	0.220 KBtu/SqFt	\$334.16	\$0.088 /kWh	\$0.006 /SqFt
Totals:		12,966 KBtu	0.220 KBtu/SqFt	\$334.16		

Energy

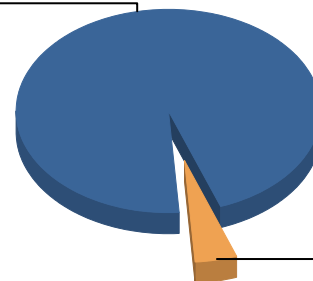
Electric



■ Electric 100.0%
 ■ Water 0.0%
 Total: 100.0%

Cost

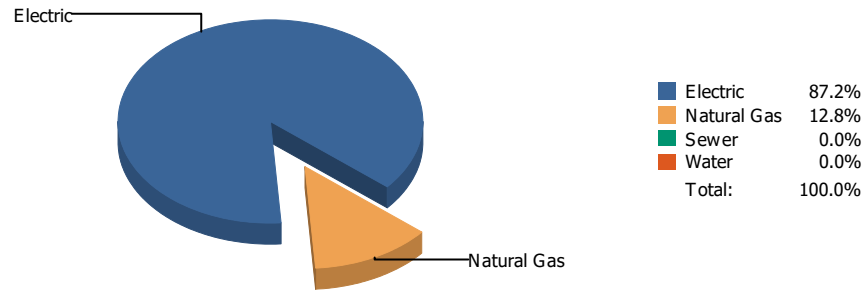
Electric



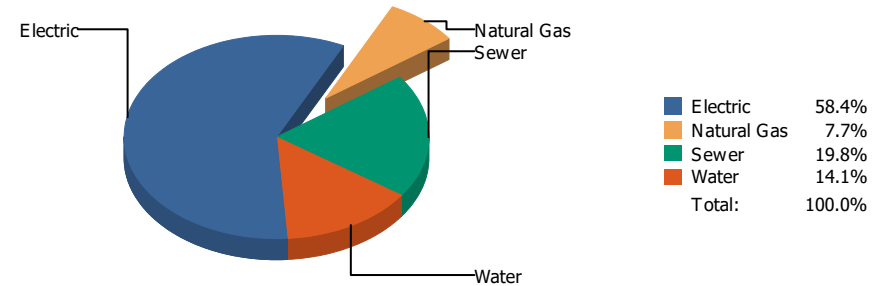
■ Electric 95.5%
 ■ Water 4.5%
 Total: 100.0%

Commodity	Common Use	Energy Use	Energy Use / Area	Total Cost	Cost / Unit	Cost / Area
Place: [ALTA] ALTA VISTA 102 [BUILDING]						
Area: 68,463 SqFt						
Billing Period: May 2023						
ELECTRIC	8,400.00 kWh	28,661 KBtu	0.419 KBtu/SqFt	\$658.83	\$0.078 /kWh	\$0.010 /SqFt
WATER	0.00 CCF			\$31.18	\$0.000 /CCF	\$0.000 /SqFt
Totals:		28,661 KBtu	0.419 KBtu/SqFt	\$690.01		

Energy

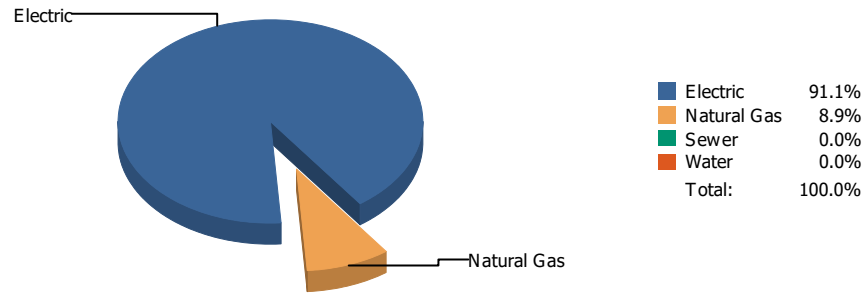


Cost

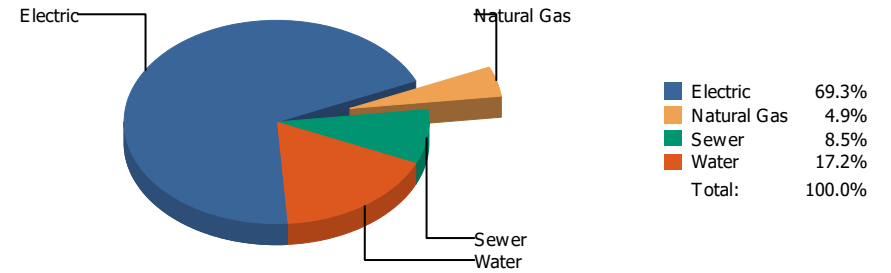


Commodity	Common Use	Energy Use	Energy Use / Area	Total Cost	Cost / Unit	Cost / Area
Place: [ADDRESS] ADDRESS 001 [BUILDING]						
Area: 266,968 SqFt						
Billing Period: May 2023						
ELECTRIC	174,634.00 kWh	595,851 KBtu	2.232 KBtu/SqFt	\$19,576.99	\$0.112 /kWh	\$0.073 /SqFt
NATURALGAS	848.00 CCF	87,344 KBtu	0.327 KBtu/SqFt	\$2,583.39	\$3.046 /CCF	\$0.009 /SqFt
SEWER	1,346.00 CCF			\$6,627.31	\$4.924 /CCF	\$0.025 /SqFt
WATER	1,146.00 CCF			\$4,731.50	\$4.129 /CCF	\$0.018 /SqFt
Totals:		683,195 KBtu	2.559 KBtu/SqFt	\$33,519.19		

Energy

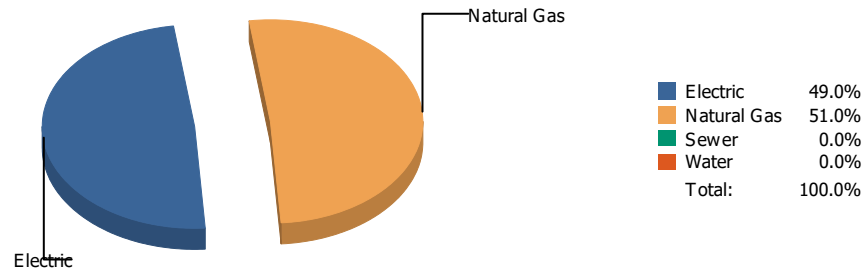


Cost

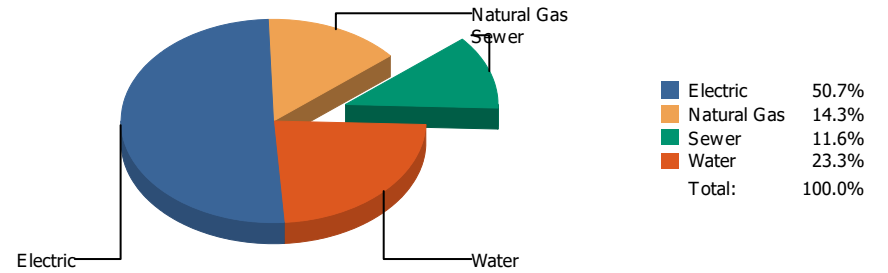


Commodity	Common Use	Energy Use	Energy Use / Area	Total Cost	Cost / Unit	Cost / Area
Place: [AOY] AOY 103 [BUILDING]						
Area: 105,486 SqFt						
Billing Period: May 2023						
ELECTRIC	59,729.00 kWh	203,795 KBtu	1.932 KBtu/SqFt	\$7,002.43	\$0.117 /kWh	\$0.066 /SqFt
NATURALGAS	194.00 CCF	19,982 KBtu	0.189 KBtu/SqFt	\$498.51	\$2.570 /CCF	\$0.005 /SqFt
SEWER	36.00 CCF			\$856.59	\$23.794 /CCF	\$0.008 /SqFt
WATER	192.00 CCF			\$1,741.40	\$9.070 /CCF	\$0.016 /SqFt
Totals:		223,777 KBtu	2.121 KBtu/SqFt	\$10,098.93		

Energy

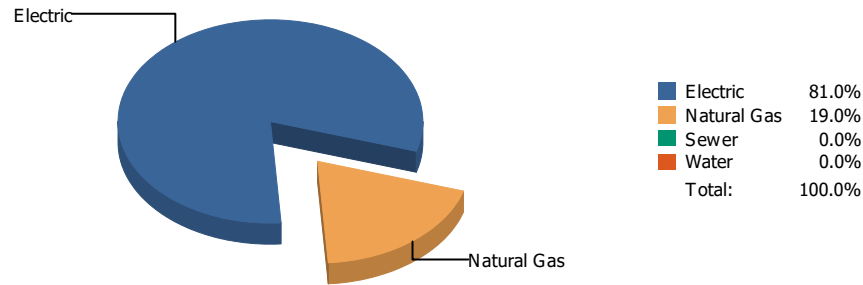


Cost

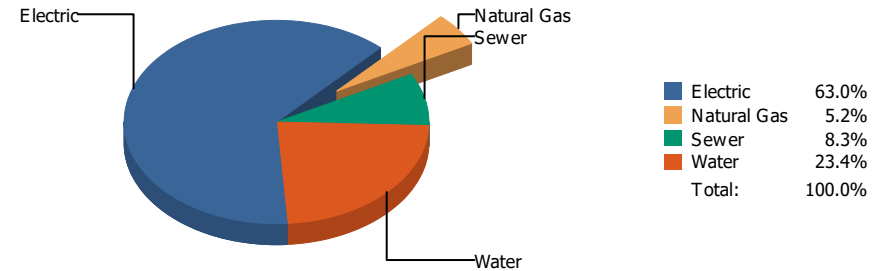


Commodity	Common Use	Energy Use	Energy Use / Area	Total Cost	Cost / Unit	Cost / Area
Place: [AUSTIN] AUSTIN 002 [BUILDING]						
Area: 269,216 SqFt						
Billing Period: May 2023						
ELECTRIC	144,067.00 kWh	491,557 KBtu	1.826 KBtu/SqFt	\$14,642.77	\$0.102 /kWh	\$0.054 /SqFt
NATURALGAS	4,976.00 CCF	512,528 KBtu	1.904 KBtu/SqFt	\$4,146.98	\$0.833 /CCF	\$0.015 /SqFt
SEWER	447.00 CCF			\$3,363.89	\$7.525 /CCF	\$0.012 /SqFt
WATER	1,129.00 CCF			\$6,747.53	\$5.977 /CCF	\$0.025 /SqFt
Totals:		1,004,085 KBtu	3.730 KBtu/SqFt	\$28,901.17		

Energy

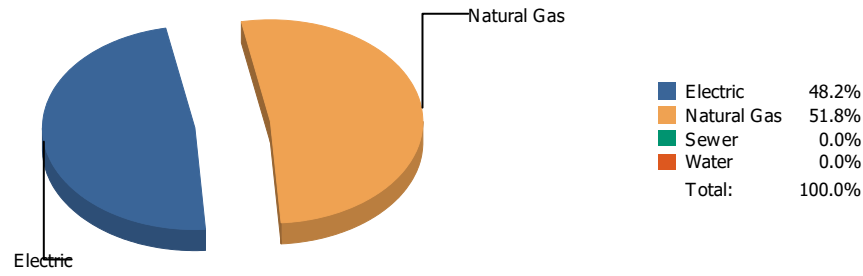


Cost

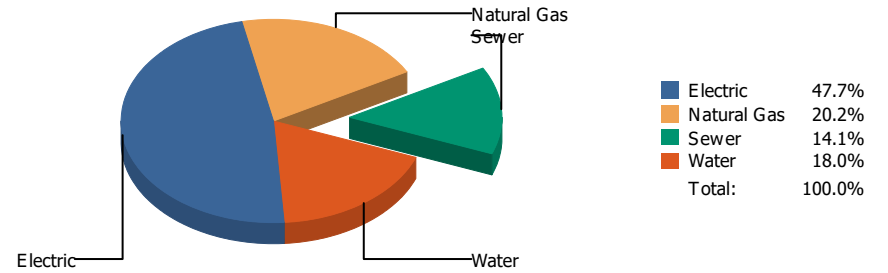


Commodity	Common Use	Energy Use	Energy Use / Area	Total Cost	Cost / Unit	Cost / Area
Place: [BARRONELEMENTARY] BARRON ELEMENTARY 165 [BUILDING]						
Area: 87,818 SqFt						
Billing Period: May 2023						
ELECTRIC	57,408.00 kWh	195,876 KBtu	2.230 KBtu/SqFt	\$6,046.41	\$0.105 /kWh	\$0.069 /SqFt
NATURALGAS	447.00 CCF	46,041 KBtu	0.524 KBtu/SqFt	\$503.22	\$1.126 /CCF	\$0.006 /SqFt
SEWER	41.00 CCF			\$799.80	\$19.507 /CCF	\$0.009 /SqFt
WATER	384.00 CCF			\$2,240.59	\$5.835 /CCF	\$0.025 /SqFt
Totals:		241,917 KBtu	2.755 KBtu/SqFt	\$9,590.02		

Energy



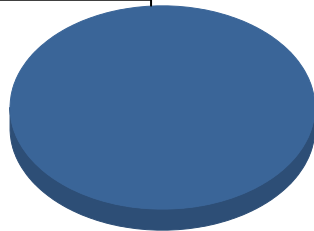
Cost



Commodity	Common Use	Energy Use	Energy Use / Area	Total Cost	Cost / Unit	Cost / Area
Place: [BASSETT] BASSETT 049 [BUILDING]						
Area: 174,250 SqFt						
Billing Period: May 2023						
ELECTRIC	89,000.00 kWh	303,668 KBtu	1.743 KBtu/SqFt	\$8,502.64	\$0.096 /kWh	\$0.049 /SqFt
NATURALGAS	3,173.00 CCF	326,819 KBtu	1.876 KBtu/SqFt	\$3,596.47	\$1.133 /CCF	\$0.021 /SqFt
SEWER	563.00 CCF			\$2,505.41	\$4.450 /CCF	\$0.014 /SqFt
WATER	849.00 CCF			\$3,207.43	\$3.778 /CCF	\$0.018 /SqFt
Totals:		630,487 KBtu	3.618 KBtu/SqFt	\$17,811.95		

Energy

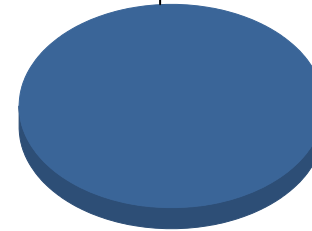
Electric



■ Electric 100.0%
Total: 100.0%

Cost

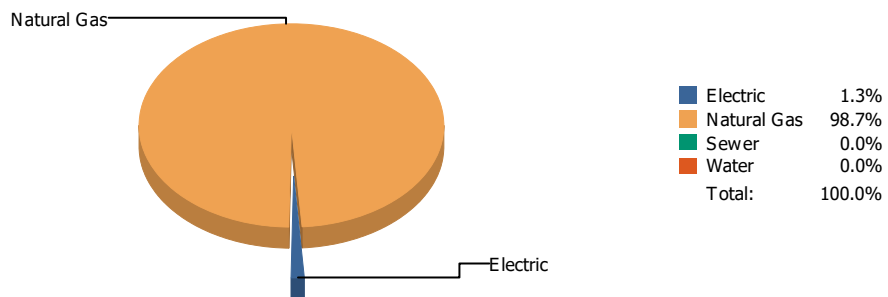
Electric



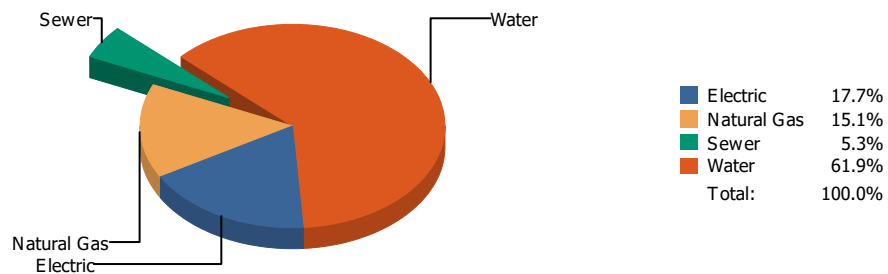
■ Electric 100.0%
Total: 100.0%

Commodity	Common Use	Energy Use	Energy Use / Area	Total Cost	Cost / Unit	Cost / Area
Place: [BEALL] BEALL 104 [BUILDING]						
Area: 74,454 SqFt						
Billing Period: May 2023						
ELECTRIC	1,136.00 kWh	3,876 KBtu	0.052 KBtu/SqFt	\$165.94	\$0.146 /kWh	\$0.002 /SqFt
Totals:		3,876 KBtu	0.052 KBtu/SqFt	\$165.94		

Energy

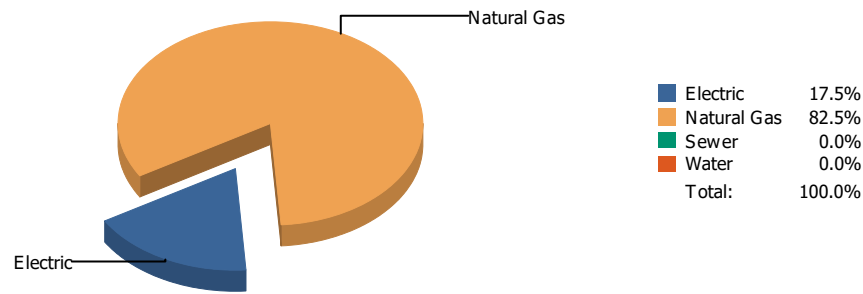


Cost

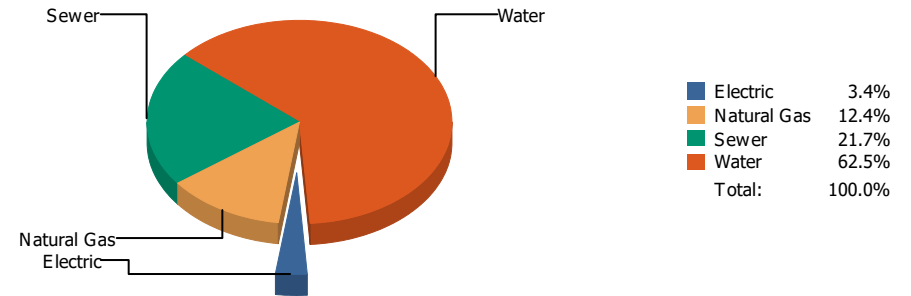


Commodity	Common Use	Energy Use	Energy Use / Area	Total Cost	Cost / Unit	Cost / Area
Place: [BLISS] BLISS 105 [BUILDING]						
Area: 78,820 SqFt						
Billing Period: May 2023						
ELECTRIC	22,961.00 kWh	78,343 KBtu	0.994 KBtu/SqFt	\$2,317.89	\$0.101 /kWh	\$0.029 /SqFt
NATURALGAS	58,233.00 CCF	5,997,999 KBtu	76.097 KBtu/SqFt	\$1,969.50	\$0.034 /CCF	\$0.025 /SqFt
SEWER	84.00 CCF			\$694.79	\$8.271 /CCF	\$0.009 /SqFt
WATER	879.00 CCF			\$8,088.75	\$9.202 /CCF	\$0.103 /SqFt
Totals:		6,076,342 KBtu	77.091 KBtu/SqFt	\$13,070.93		

Energy

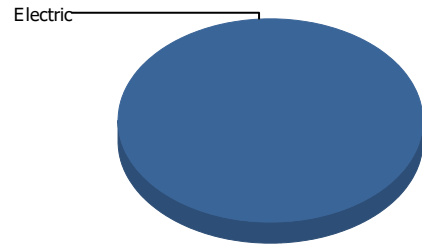


Cost



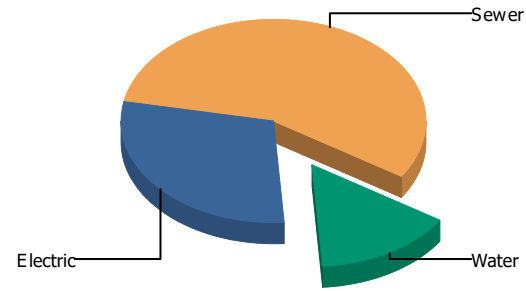
Commodity	Common Use	Energy Use	Energy Use / Area	Total Cost	Cost / Unit	Cost / Area
Place: [BOBBY_JOE_HILL] BOBBY JOE HILL 059 [BUILDING]						
Area: 0 SqFt						
Billing Period: May 2023						
ELECTRIC	1,730.00 kWh	5,903 KBtu		\$221.52	\$0.128 /kWh	
NATURALGAS	271.00 CCF	27,913 KBtu		\$807.97	\$2.981 /CCF	
SEWER	119.00 CCF			\$1,408.17	\$11.833 /CCF	
WATER	795.00 CCF			\$4,057.83	\$5.104 /CCF	
Totals:		33,816 KBtu		\$6,495.49		

Energy



Electric 100.0%
 Sewer 0.0%
 Water 0.0%
 Total: 100.0%

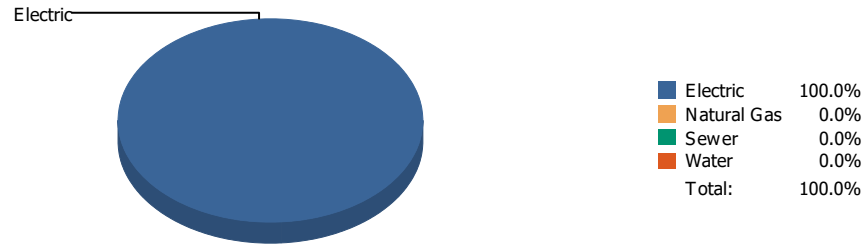
Cost



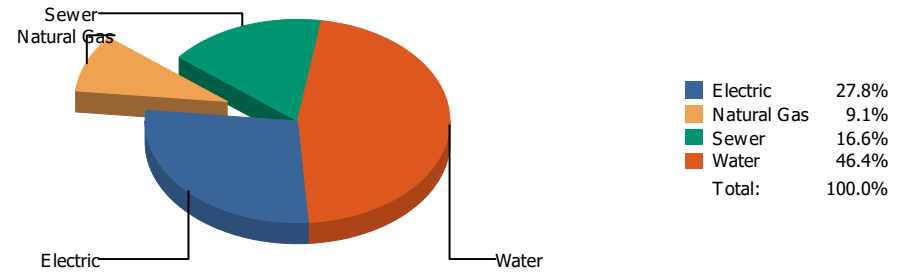
Electric 29.1%
 Sewer 56.2%
 Water 14.7%
 Total: 100.0%

Commodity	Common Use	Energy Use	Energy Use / Area	Total Cost	Cost / Unit	Cost / Area
Place: [BOND_2] BOND 160 [BUILDING]						
Area: 89,988 SqFt						
Billing Period: May 2023						
ELECTRIC	2,012.00 kWh	6,865 KBtu	0.076 KBtu/SqFt	\$297.24	\$0.148 /kWh	\$0.003 /SqFt
SEWER	7.00 CCF			\$574.42	\$82.060 /CCF	\$0.006 /SqFt
WATER	2.00 CCF			\$149.80	\$74.900 /CCF	\$0.002 /SqFt
Totals:		6,865 KBtu	0.076 KBtu/SqFt	\$1,021.46		

Energy

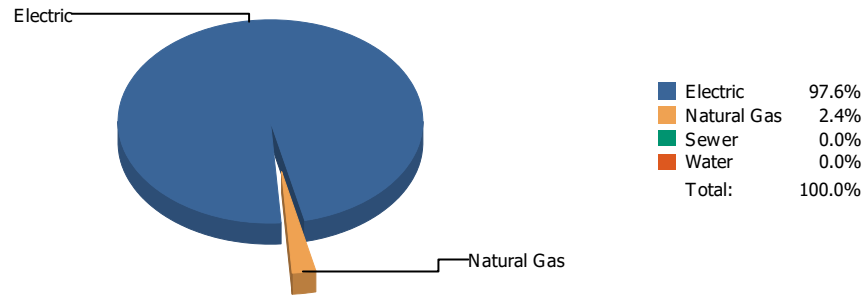


Cost

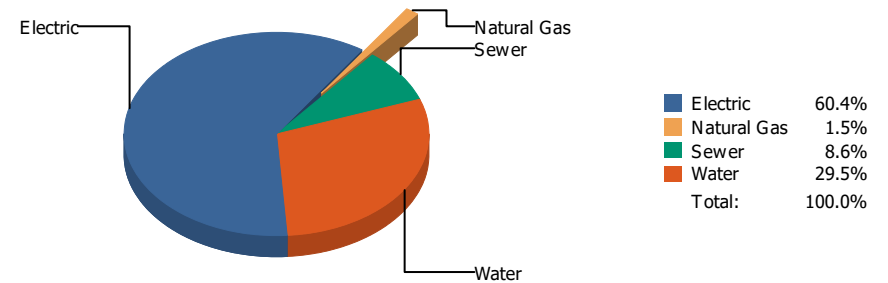


Commodity	Common Use	Energy Use	Energy Use / Area	Total Cost	Cost / Unit	Cost / Area
Place: [BONHAM] BONHAM 106 [BUILDING]						
Area: 53,522 SqFt						
Billing Period: May 2023						
ELECTRIC	4,091.00 kWh	13,958 KBtu	0.261 KBtu/SqFt	\$544.93	\$0.133 /kWh	\$0.010 /SqFt
NATURALGAS	0.00 CCF	0 KBtu	0.000 KBtu/SqFt	\$178.89	\$0.000 /CCF	\$0.003 /SqFt
SEWER	5.00 CCF			\$325.24	\$65.048 /CCF	\$0.006 /SqFt
WATER	123.00 CCF			\$909.14	\$7.391 /CCF	\$0.017 /SqFt
Totals:		13,958 KBtu	0.261 KBtu/SqFt	\$1,958.20		

Energy

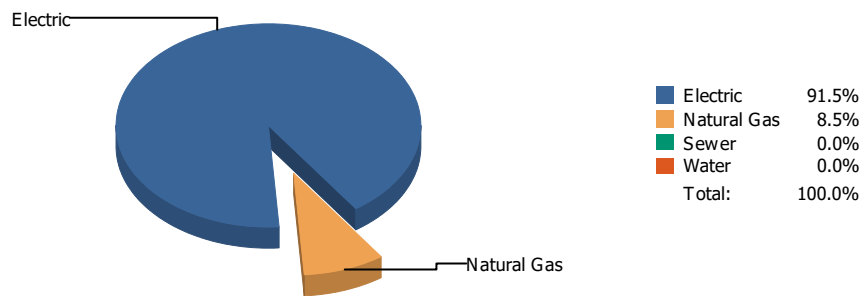


Cost

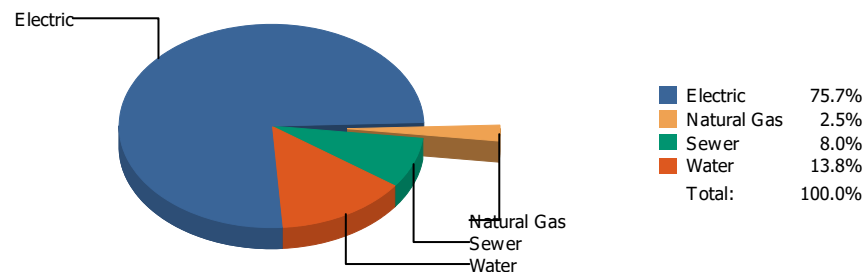


Commodity	Common Use	Energy Use	Energy Use / Area	Total Cost	Cost / Unit	Cost / Area
Place: [BOWIE] BOWIE 003 [BUILDING]						
Area: 282,931 SqFt						
Billing Period: May 2023						
ELECTRIC	189,396.00 kWh	646,219 KBtu	2.284 KBtu/SqFt	\$18,759.28	\$0.099 /kWh	\$0.066 /SqFt
NATURALGAS	157.00 CCF	16,171 KBtu	0.057 KBtu/SqFt	\$471.70	\$3.004 /CCF	\$0.002 /SqFt
SEWER	405.00 CCF			\$2,663.72	\$6.577 /CCF	\$0.009 /SqFt
WATER	2,444.00 CCF			\$9,152.26	\$3.745 /CCF	\$0.032 /SqFt
Totals:		662,390 KBtu	2.341 KBtu/SqFt	\$31,046.96		

Energy

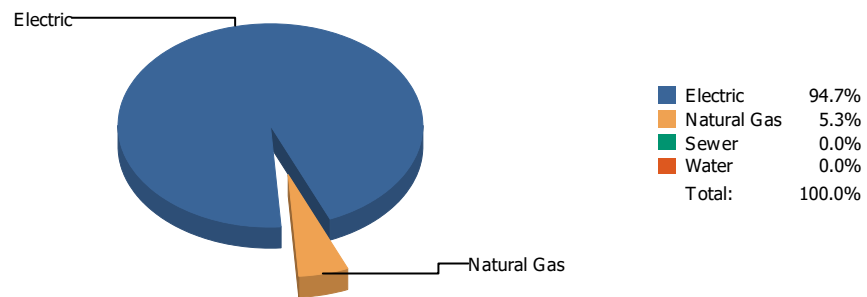


Cost

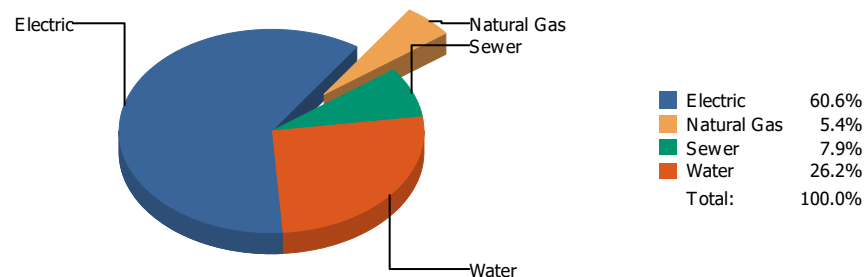


Commodity	Common Use	Energy Use	Energy Use / Area	Total Cost	Cost / Unit	Cost / Area
Place: [BROWN] BROWN MIDDLE SCHOOL 056 [BUILDING]						
Area: 173,263 SqFt						
Billing Period: May 2023						
ELECTRIC	77,600.00 kWh	264,771 KBtu	1.528 KBtu/SqFt	\$10,646.46	\$0.137 /kWh	\$0.061 /SqFt
NATURALGAS	239.00 CCF	24,617 KBtu	0.142 KBtu/SqFt	\$352.30	\$1.474 /CCF	\$0.002 /SqFt
SEWER	143.00 CCF			\$1,121.62	\$7.843 /CCF	\$0.006 /SqFt
WATER	351.00 CCF			\$1,947.13	\$5.547 /CCF	\$0.011 /SqFt
Totals:		289,388 KBtu	1.670 KBtu/SqFt	\$14,067.51		

Energy



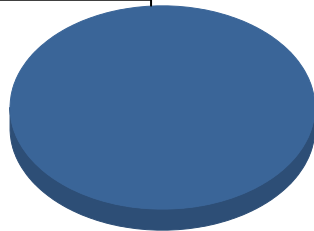
Cost



Commodity	Common Use	Energy Use	Energy Use / Area	Total Cost	Cost / Unit	Cost / Area
Place: [BURGES] BURGES 004 [BUILDING]						
Area: 241,219 SqFt						
Billing Period: May 2023						
ELECTRIC	150,843.00 kWh	514,676 KBtu	2.134 KBtu/SqFt	\$16,524.70	\$0.110 /kWh	\$0.068 /SqFt
NATURALGAS	278.00 CCF	28,634 KBtu	0.119 KBtu/SqFt	\$1,471.53	\$5.293 /CCF	\$0.006 /SqFt
SEWER	195.00 CCF			\$2,153.82	\$11.045 /CCF	\$0.009 /SqFt
WATER	897.00 CCF			\$7,139.81	\$7.960 /CCF	\$0.029 /SqFt
Totals:		543,310 KBtu	2.252 KBtu/SqFt	\$27,289.86		

Energy

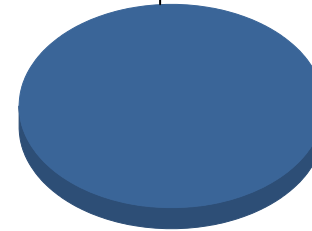
Electric



■ Electric 100.0%
Total: 100.0%

Cost

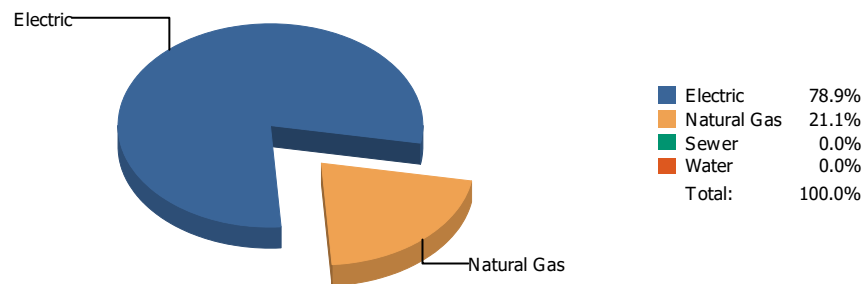
Electric



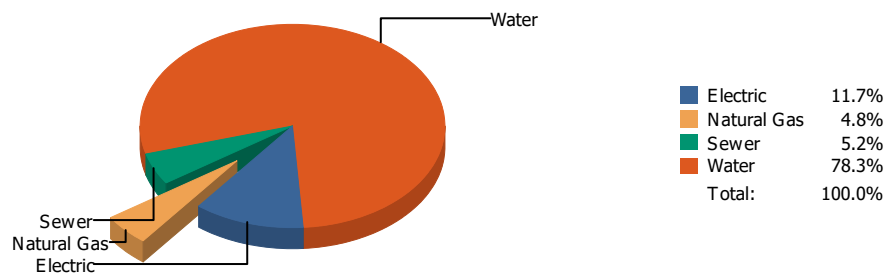
■ Electric 100.0%
Total: 100.0%

Commodity	Common Use	Energy Use	Energy Use / Area	Total Cost	Cost / Unit	Cost / Area
Place: [BURLESON] BURLESON 107 [BUILDING]						
Area: 73,772 SqFt						
Billing Period: May 2023						
ELECTRIC	1,105.00 kWh	3,770 KBtu	0.051 KBtu/SqFt	\$179.28	\$0.162 /kWh	\$0.002 /SqFt
Totals:		3,770 KBtu	0.051 KBtu/SqFt	\$179.28		

Energy

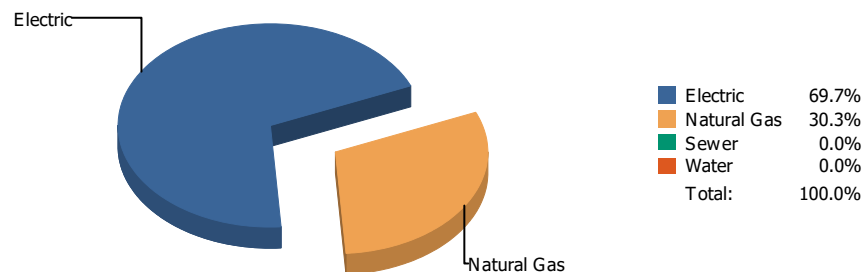


Cost

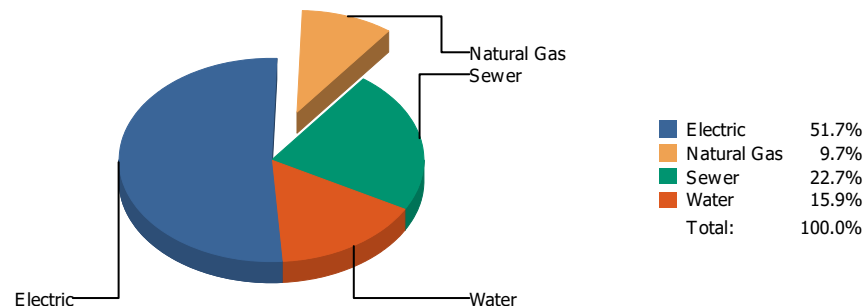


Commodity	Common Use	Energy Use	Energy Use / Area	Total Cost	Cost / Unit	Cost / Area
Place: [BURNET] BURNET 108 [BUILDING]						
Area: 50,520 SqFt						
Billing Period: May 2023						
ELECTRIC	9,601.00 kWh	32,759 KBtu	0.648 KBtu/SqFt	\$1,019.13	\$0.106 /kWh	\$0.020 /SqFt
NATURALGAS	85.00 CCF	8,755 KBtu	0.173 KBtu/SqFt	\$419.12	\$4.931 /CCF	\$0.008 /SqFt
SEWER	29.00 CCF			\$451.00	\$15.552 /CCF	\$0.009 /SqFt
WATER	732.00 CCF			\$6,807.40	\$9.300 /CCF	\$0.135 /SqFt
Totals:		41,514 KBtu	0.822 KBtu/SqFt	\$8,696.65		

Energy

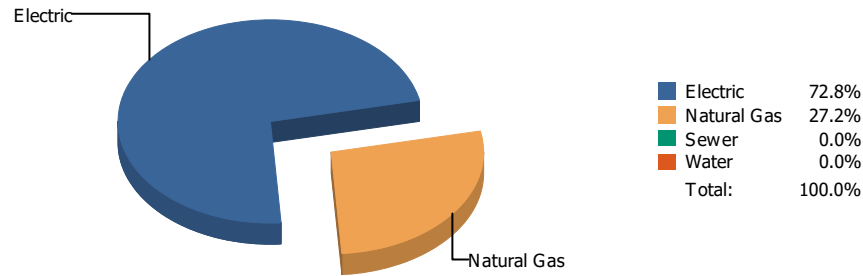


Cost

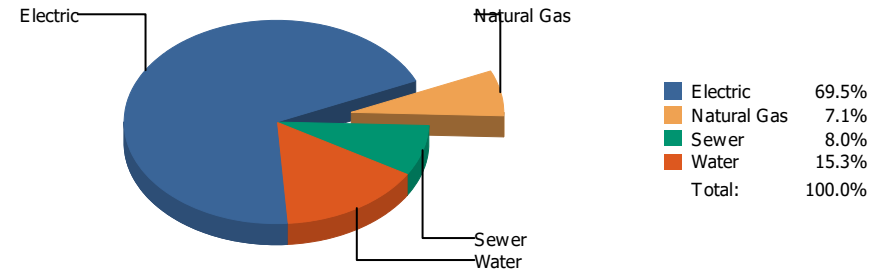


Commodity	Common Use	Energy Use	Energy Use / Area	Total Cost	Cost / Unit	Cost / Area
Place: [CANYON-HILLS] CANYON HILLS 043 [BUILDING]						
Area: 133,149 SqFt						
Billing Period: May 2023						
ELECTRIC	44,360.00 kWh	151,356 KBtu	1.137 KBtu/SqFt	\$4,369.06	\$0.098 /kWh	\$0.033 /SqFt
NATURALGAS	638.00 CCF	65,714 KBtu	0.494 KBtu/SqFt	\$820.59	\$1.286 /CCF	\$0.006 /SqFt
SEWER	200.00 CCF			\$1,918.16	\$9.591 /CCF	\$0.014 /SqFt
WATER	131.00 CCF			\$1,344.55	\$10.264 /CCF	\$0.010 /SqFt
Totals:		217,070 KBtu	1.630 KBtu/SqFt	\$8,452.36		

Energy

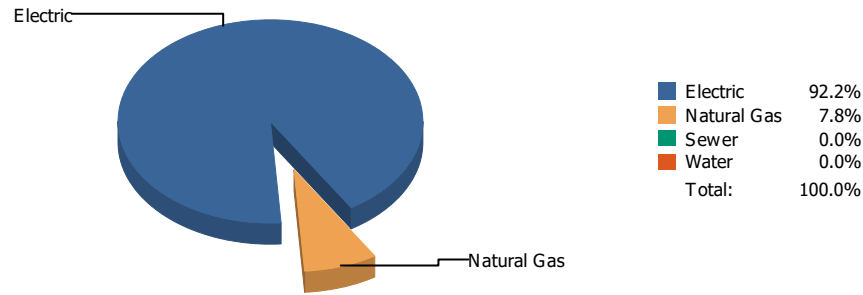


Cost

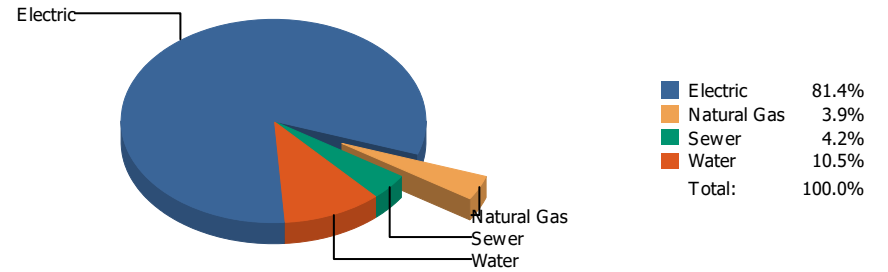


Commodity	Common Use	Energy Use	Energy Use / Area	Total Cost	Cost / Unit	Cost / Area
Place: [CAREER] CAREER AND TECHNOLOGY [BUILDING]						
Area: 146,485 SqFt						
Billing Period: May 2023						
ELECTRIC	69,784.00 kWh	238,103 KBtu	1.625 KBtu/SqFt	\$7,816.41	\$0.112 /kWh	\$0.053 /SqFt
NATURALGAS	862.00 CCF	88,786 KBtu	0.606 KBtu/SqFt	\$804.34	\$0.933 /CCF	\$0.005 /SqFt
SEWER	103.00 CCF			\$902.26	\$8.760 /CCF	\$0.006 /SqFt
WATER	307.00 CCF			\$1,726.53	\$5.624 /CCF	\$0.012 /SqFt
Totals:		326,889 KBtu	2.232 KBtu/SqFt	\$11,249.54		

Energy

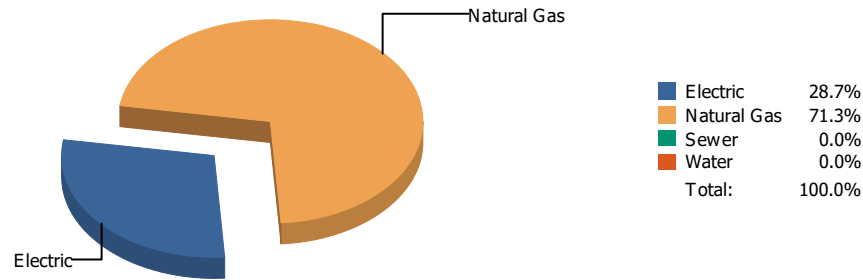


Cost

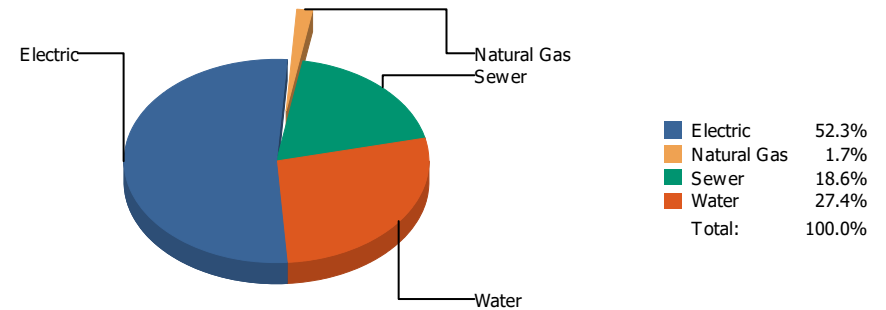


Commodity	Common Use	Energy Use	Energy Use / Area	Total Cost	Cost / Unit	Cost / Area
Place: [CENTRAL_OFFICE_STANTON] CENTRAL OFFICE STANTON [BUILDING]						
Area: 131,287 SqFt						
Billing Period: May 2023						
ELECTRIC	115,807.00 kWh	395,133 KBtu	3.010 KBtu/SqFt	\$13,914.49	\$0.120 /kWh	\$0.106 /SqFt
NATURALGAS	324.00 CCF	33,372 KBtu	0.254 KBtu/SqFt	\$661.27	\$2.041 /CCF	\$0.005 /SqFt
SEWER	35.00 CCF			\$713.38	\$20.382 /CCF	\$0.005 /SqFt
WATER	158.00 CCF			\$1,798.76	\$11.385 /CCF	\$0.013 /SqFt
Totals:		428,505 KBtu	3.264 KBtu/SqFt	\$17,087.90		

Energy

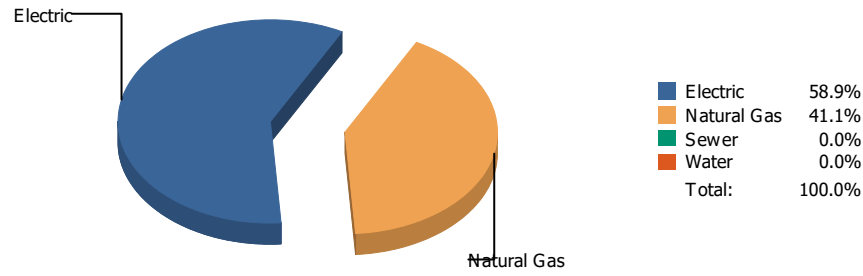


Cost

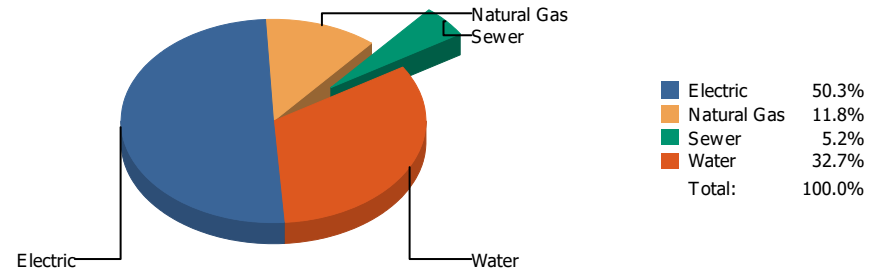


Commodity	Common Use	Energy Use	Energy Use / Area	Total Cost	Cost / Unit	Cost / Area
Place: [CHAPIN] CHAPIN 012 [BUILDING]						
Area: 273,727 SqFt						
Billing Period: May 2023						
ELECTRIC	282,768.00 kWh	964,804 KBtu	3.525 KBtu/SqFt	\$24,329.68	\$0.086 /kWh	\$0.089 /SqFt
NATURALGAS	23,224.00 CCF	2,392,072 KBtu	8.739 KBtu/SqFt	\$792.95	\$0.034 /CCF	\$0.003 /SqFt
SEWER	856.00 CCF			\$8,667.94	\$10.126 /CCF	\$0.032 /SqFt
WATER	1,424.00 CCF			\$12,752.03	\$8.955 /CCF	\$0.046 /SqFt
Totals:		3,356,876 KBtu	12.264 KBtu/SqFt	\$46,542.60		

Energy

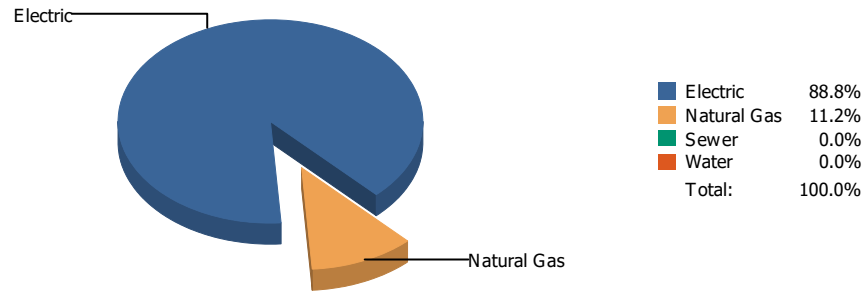


Cost

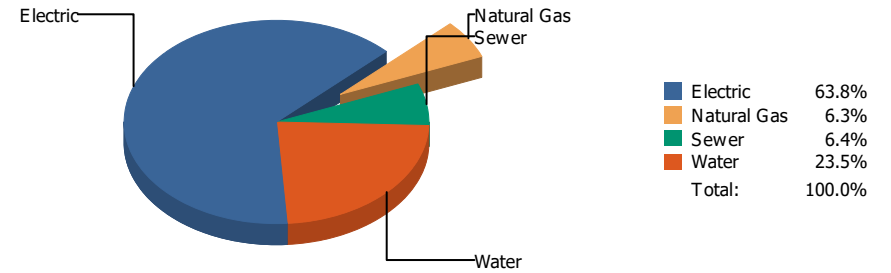


Commodity	Common Use	Energy Use	Energy Use / Area	Total Cost	Cost / Unit	Cost / Area
Place: [CHARLES] H.E. CHARLES 045 [BUILDING]						
Area: 107,867 SqFt						
Billing Period: May 2023						
ELECTRIC	60,091.00 kWh	205,030 KBtu	1.901 KBtu/SqFt	\$5,827.13	\$0.097 /kWh	\$0.054 /SqFt
NATURALGAS	1,387.00 CCF	142,861 KBtu	1.324 KBtu/SqFt	\$1,364.12	\$0.984 /CCF	\$0.013 /SqFt
SEWER	5.00 CCF			\$599.98	\$119.996 /CCF	\$0.006 /SqFt
WATER	559.00 CCF			\$3,788.22	\$6.777 /CCF	\$0.035 /SqFt
Totals:		347,891 KBtu	3.225 KBtu/SqFt	\$11,579.45		

Energy

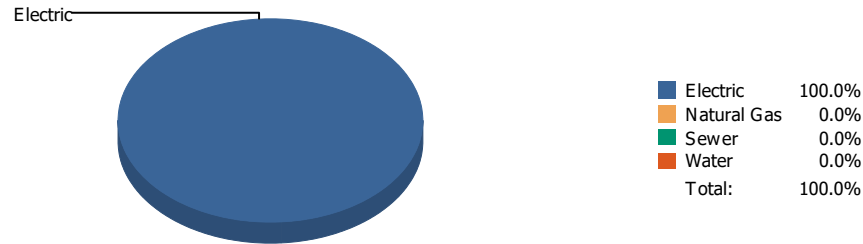


Cost

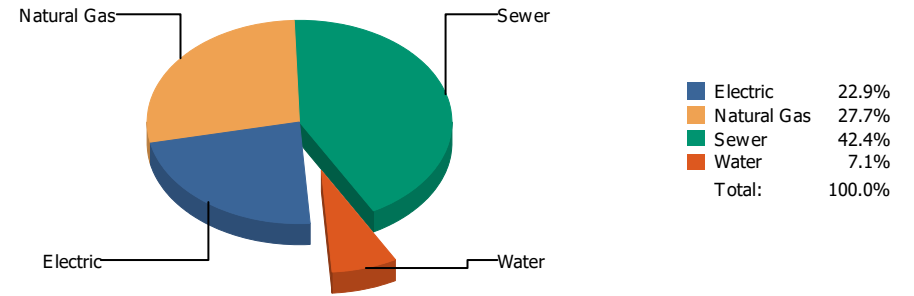


Commodity	Common Use	Energy Use	Energy Use / Area	Total Cost	Cost / Unit	Cost / Area
Place: [CIELO-VISTA] CIELO VISTA 151 [BUILDING]						
Area: 66,034 SqFt						
Billing Period: May 2023						
ELECTRIC	35,560.00 kWh	121,331 KBtu	1.837 KBtu/SqFt	\$4,795.20	\$0.135 /kWh	\$0.073 /SqFt
NATURALGAS	149.00 CCF	15,347 KBtu	0.232 KBtu/SqFt	\$475.44	\$3.191 /CCF	\$0.007 /SqFt
SEWER	28.00 CCF			\$483.11	\$17.254 /CCF	\$0.007 /SqFt
WATER	364.00 CCF			\$1,762.64	\$4.842 /CCF	\$0.027 /SqFt
Totals:		136,678 KBtu	2.070 KBtu/SqFt	\$7,516.39		

Energy

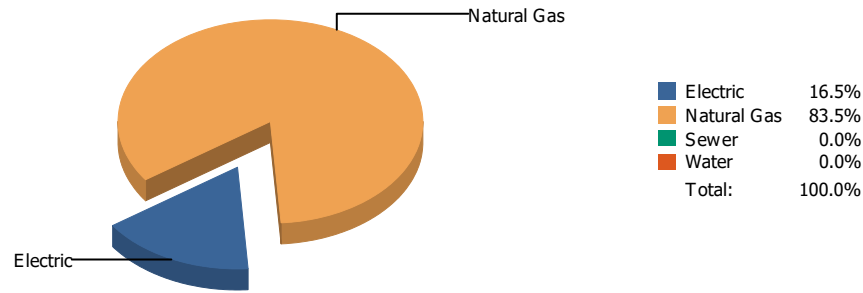


Cost

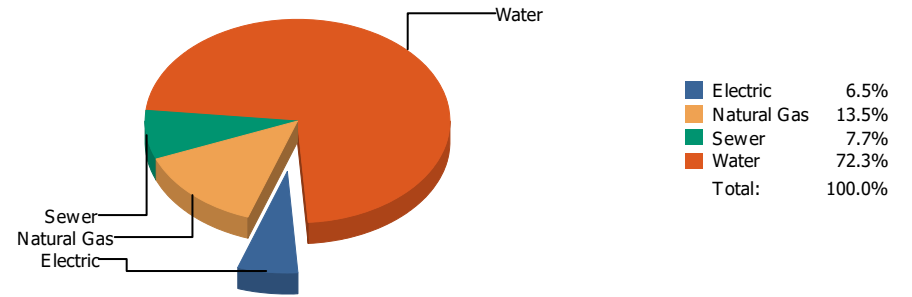


Commodity	Common Use	Energy Use	Energy Use / Area	Total Cost	Cost / Unit	Cost / Area
Place: [CLARDY] CLARDY 109 [BUILDING]						
Area: 70,700 SqFt						
Billing Period: May 2023						
ELECTRIC	2,136.00 kWh	7,288 KBtu	0.103 KBtu/SqFt	\$295.69	\$0.138 /kWh	\$0.004 /SqFt
NATURALGAS	0.00 CCF	0 KBtu	0.000 KBtu/SqFt	\$357.78	\$0.000 /CCF	\$0.005 /SqFt
SEWER	0.00 CCF			\$547.96	\$0.000 /CCF	\$0.008 /SqFt
WATER	0.00 CCF			\$91.40	\$0.000 /CCF	\$0.001 /SqFt
Totals:		7,288 KBtu	0.103 KBtu/SqFt	\$1,292.83		

Energy

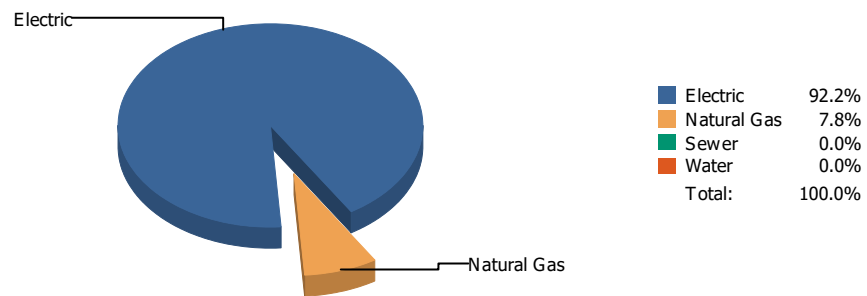


Cost

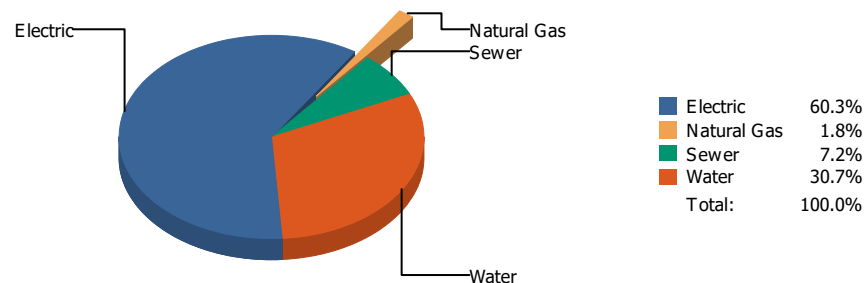


Commodity	Common Use	Energy Use	Energy Use / Area	Total Cost	Cost / Unit	Cost / Area
Place: [CLENDENIN] CLENDENIN 149 [BUILDING]						
Area: 62,721 SqFt						
Billing Period: May 2023						
ELECTRIC	1,148.00 kWh	3,917 KBtu	0.062 KBtu/SqFt	\$152.89	\$0.133 /kWh	\$0.002 /SqFt
NATURALGAS	193.00 CCF	19,879 KBtu	0.317 KBtu/SqFt	\$318.90	\$1.652 /CCF	\$0.005 /SqFt
SEWER	3.00 CCF			\$182.03	\$60.677 /CCF	\$0.003 /SqFt
WATER	198.00 CCF			\$1,704.80	\$8.610 /CCF	\$0.027 /SqFt
Totals:		23,796 KBtu	0.379 KBtu/SqFt	\$2,358.62		

Energy

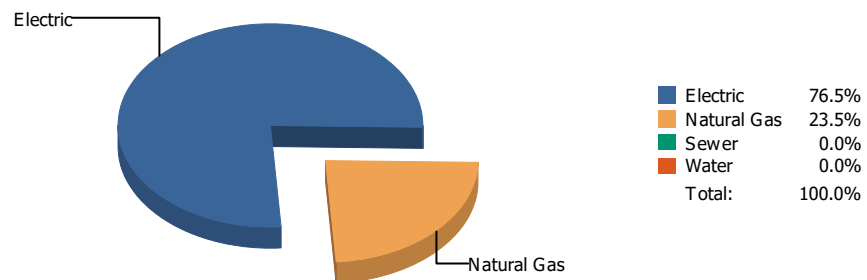


Cost

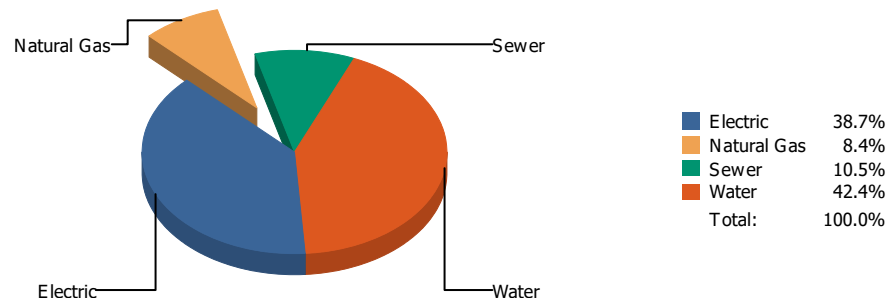


Commodity	Common Use	Energy Use	Energy Use / Area	Total Cost	Cost / Unit	Cost / Area
Place: [COACH_ARCHIE_DURAN] COACH ARCHIE DURAN [BUILDING]						
Area: 0 SqFt						
Billing Period: May 2023						
ELECTRIC	62,600.00 kWh	213,591 KBtu		\$6,428.27	\$0.103 /kWh	
NATURALGAS	175.00 CCF	18,025 KBtu		\$188.26	\$1.076 /CCF	
SEWER	49.00 CCF			\$766.30	\$15.639 /CCF	
WATER	411.00 CCF			\$3,277.90	\$7.975 /CCF	
Totals:		231,616 KBtu		\$10,660.73		

Energy

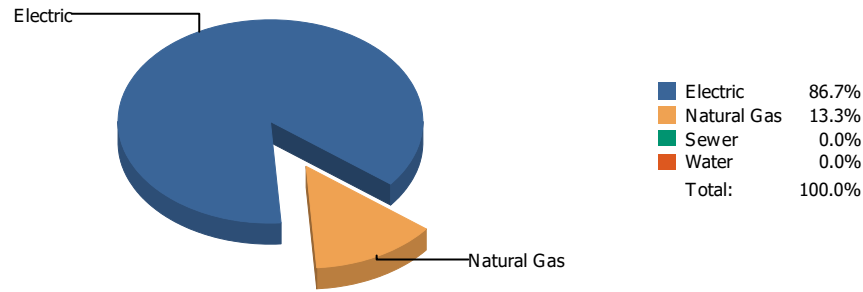


Cost

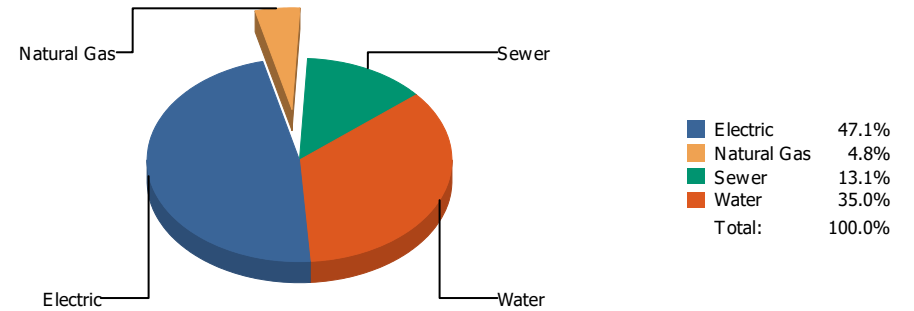


Commodity	Common Use	Energy Use	Energy Use / Area	Total Cost	Cost / Unit	Cost / Area
Place: [COLDWELL] COLDWELL 110 [BUILDING]						
Area: 67,310 SqFt						
Billing Period: May 2023						
ELECTRIC	23,455.00 kWh	80,028 KBtu	1.189 KBtu/SqFt	\$2,442.60	\$0.104 /kWh	\$0.036 /SqFt
NATURALGAS	239.00 CCF	24,617 KBtu	0.366 KBtu/SqFt	\$530.95	\$2.222 /CCF	\$0.008 /SqFt
SEWER	50.00 CCF			\$666.03	\$13.321 /CCF	\$0.010 /SqFt
WATER	551.00 CCF			\$2,677.33	\$4.859 /CCF	\$0.040 /SqFt
Totals:		104,645 KBtu	1.555 KBtu/SqFt	\$6,316.91		

Energy

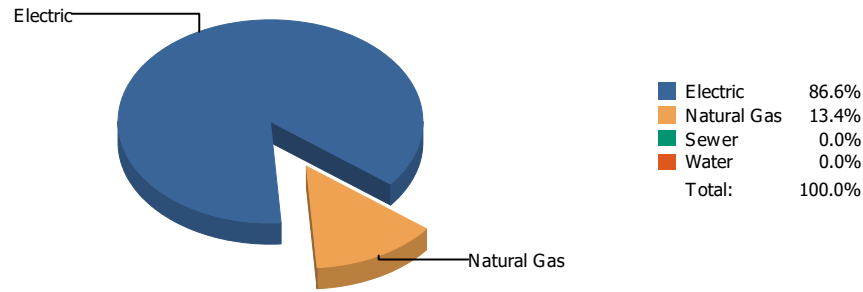


Cost

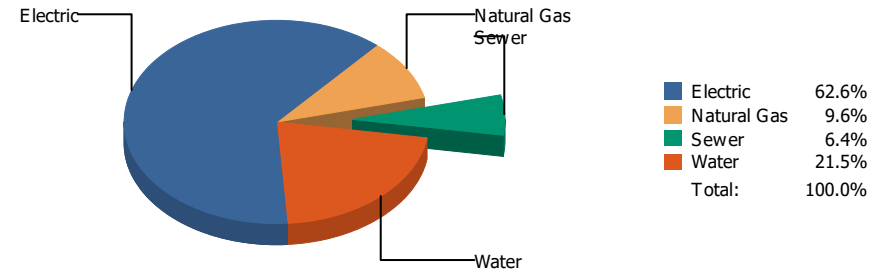


Commodity	Common Use	Energy Use	Energy Use / Area	Total Cost	Cost / Unit	Cost / Area
Place: [COOLEY] COOLEY 111 [BUILDING]						
Area: 95,590 SqFt						
Billing Period: May 2023						
ELECTRIC	48,800.00 kWh	166,506 KBtu	1.742 KBtu/SqFt	\$5,408.05	\$0.111 /kWh	\$0.057 /SqFt
NATURALGAS	248.00 CCF	25,544 KBtu	0.267 KBtu/SqFt	\$553.80	\$2.233 /CCF	\$0.006 /SqFt
SEWER	126.00 CCF			\$1,501.27	\$11.915 /CCF	\$0.016 /SqFt
WATER	549.00 CCF			\$4,013.43	\$7.310 /CCF	\$0.042 /SqFt
Totals:		192,050 KBtu	2.009 KBtu/SqFt	\$11,476.55		

Energy

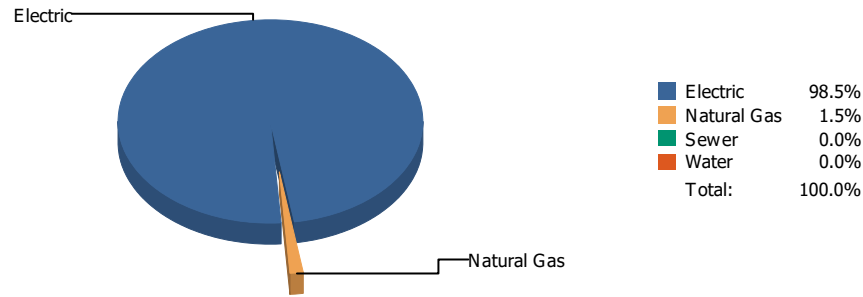


Cost

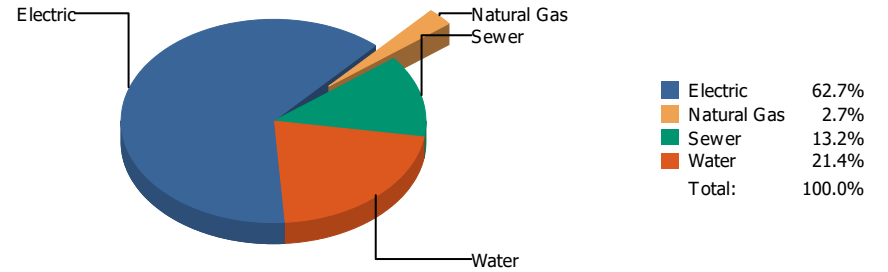


Commodity	Common Use	Energy Use	Energy Use / Area	Total Cost	Cost / Unit	Cost / Area
Place: [CORONADO] CORONADO 005 [BUILDING]						
Area: 406,757 SqFt						
Billing Period: May 2023						
ELECTRIC	203,277.38 kWh	693,582 KBtu	1.705 KBtu/SqFt	\$24,608.46	\$0.121 /kWh	\$0.060 /SqFt
NATURALGAS	1,045.00 CCF	107,635 KBtu	0.265 KBtu/SqFt	\$3,761.36	\$3.599 /CCF	\$0.008 /SqFt
SEWER	441.00 CCF			\$2,501.88	\$5.673 /CCF	\$0.006 /SqFt
WATER	2,503.00 CCF			\$8,463.92	\$3.382 /CCF	\$0.020 /SqFt
Totals:		801,217 KBtu	1.970 KBtu/SqFt	\$39,335.62		

Energy

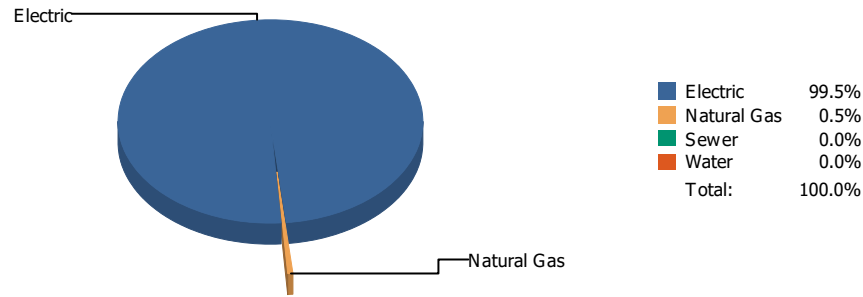


Cost

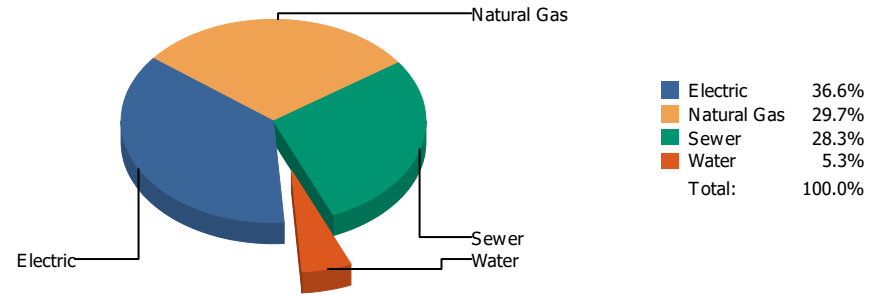


Commodity	Common Use	Energy Use	Energy Use / Area	Total Cost	Cost / Unit	Cost / Area
Place: [CROCKETT_1] CROCKETT 112 [BUILDING]						
Area: 92,585 SqFt						
Billing Period: May 2023						
ELECTRIC	39,131.00 kWh	133,515 KBtu	1.442 KBtu/SqFt	\$4,454.70	\$0.114 /kWh	\$0.048 /SqFt
NATURALGAS	20.00 CCF	2,060 KBtu	0.022 KBtu/SqFt	\$193.71	\$9.686 /CCF	\$0.002 /SqFt
SEWER	113.00 CCF			\$939.21	\$8.312 /CCF	\$0.010 /SqFt
WATER	229.00 CCF			\$1,517.35	\$6.626 /CCF	\$0.016 /SqFt
Totals:		135,575 KBtu	1.464 KBtu/SqFt	\$7,104.97		

Energy

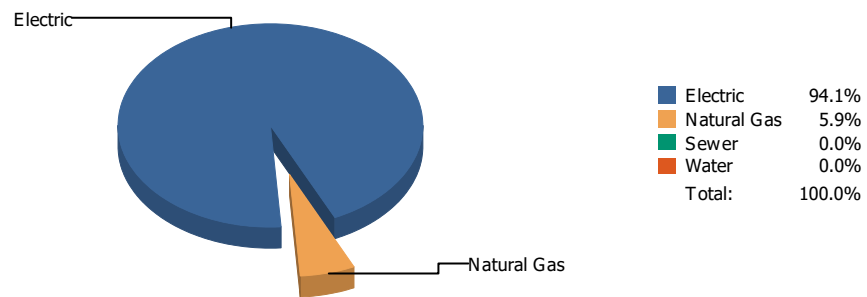


Cost

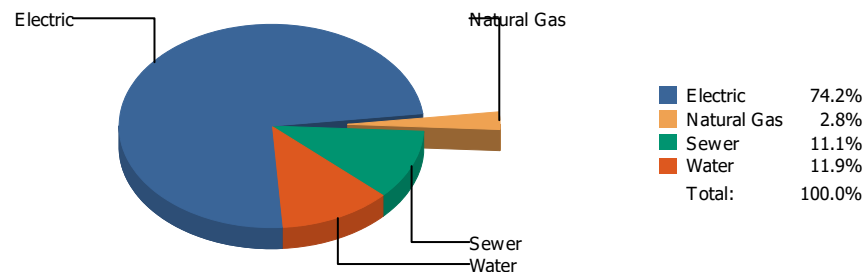


Commodity	Common Use	Energy Use	Energy Use / Area	Total Cost	Cost / Unit	Cost / Area
Place: [CROSBY] CROSBY 113 [BUILDING]						
Area: 83,100 SqFt						
Billing Period: May 2023						
ELECTRIC	5,520.00 kWh	18,834 KBtu	0.227 KBtu/SqFt	\$441.39	\$0.080 /kWh	\$0.005 /SqFt
NATURALGAS	1.00 CCF	103 KBtu	0.001 KBtu/SqFt	\$358.57	\$358.570 /CCF	\$0.004 /SqFt
SEWER	0.00 CCF			\$341.38	\$0.000 /CCF	\$0.004 /SqFt
WATER	1.00 CCF			\$64.07	\$64.070 /CCF	\$0.001 /SqFt
Totals:		18,937 KBtu	0.228 KBtu/SqFt	\$1,205.41		

Energy

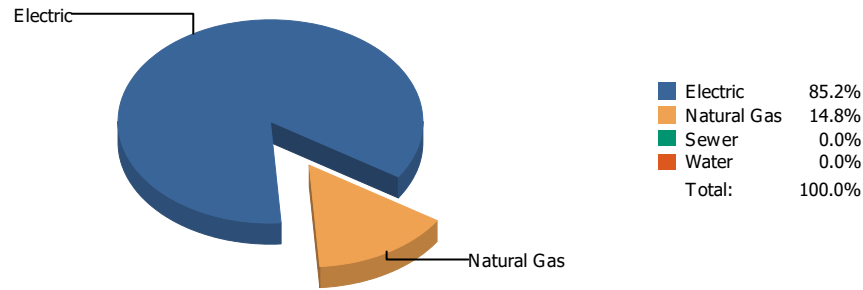


Cost

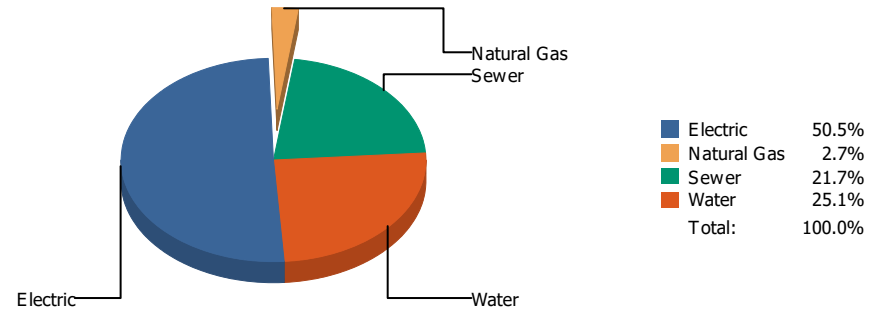


Commodity	Common Use	Energy Use	Energy Use / Area	Total Cost	Cost / Unit	Cost / Area
Place: [DELTA_OPERATIONS_CENTER_] DELTA OPERATIONS CENTER [BUILDING]						
Area: 0 SqFt						
Billing Period: May 2023						
ELECTRIC	48,800.00 kWh	166,506 KBtu		\$3,633.85	\$0.074 /kWh	
NATURALGAS	101.00 CCF	10,403 KBtu		\$138.28	\$1.369 /CCF	
SEWER	44.00 CCF			\$543.59	\$12.354 /CCF	
WATER	74.00 CCF			\$584.95	\$7.905 /CCF	
Totals:		176,909 KBtu		\$4,900.67		

Energy

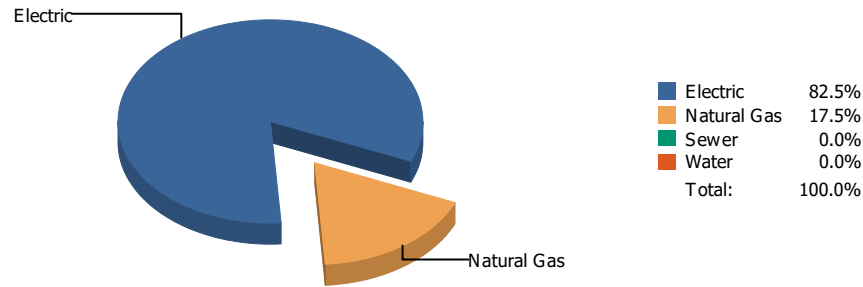


Cost

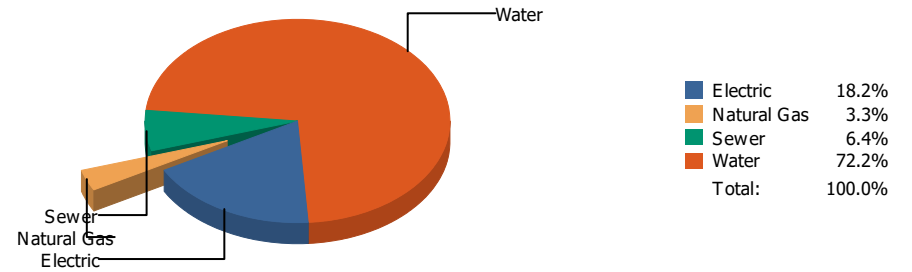


Commodity	Common Use	Energy Use	Energy Use / Area	Total Cost	Cost / Unit	Cost / Area
Place: [DONHASKINSPK8] DON HASKINS PK-8 051 [BUILDING]						
Area: 163,678 SqFt						
Billing Period: May 2023						
ELECTRIC	49,515.00 kWh	168,945 KBtu	1.032 KBtu/SqFt	\$7,273.17	\$0.147 /kWh	\$0.044 /SqFt
NATURALGAS	285.00 CCF	29,355 KBtu	0.179 KBtu/SqFt	\$385.67	\$1.353 /CCF	\$0.002 /SqFt
SEWER	490.00 CCF			\$3,129.49	\$6.387 /CCF	\$0.019 /SqFt
WATER	595.00 CCF			\$3,606.22	\$6.061 /CCF	\$0.022 /SqFt
Totals:		198,300 KBtu	1.212 KBtu/SqFt	\$14,394.55		

Energy

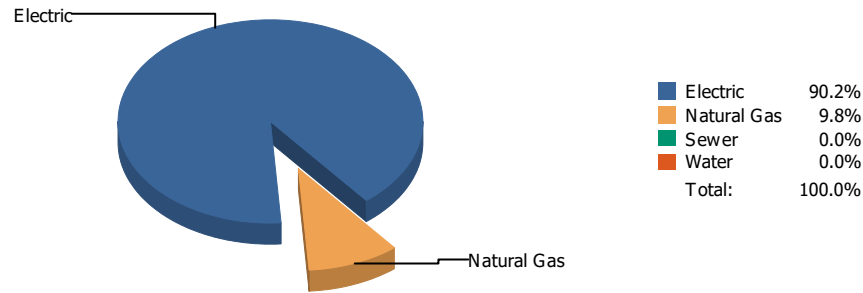


Cost

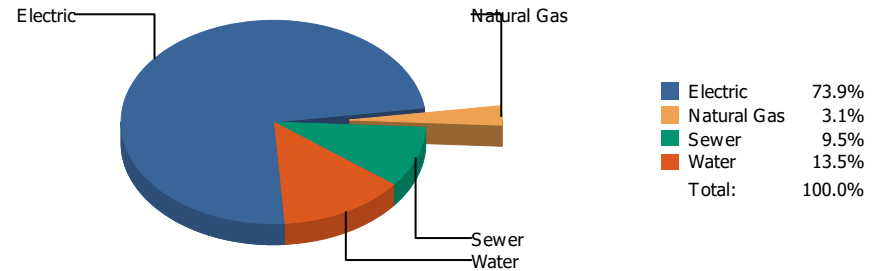


Commodity	Common Use	Energy Use	Energy Use / Area	Total Cost	Cost / Unit	Cost / Area
Place: [DOUGLASS] DOUGLASS 114 [BUILDING]						
Area: 86,903 SqFt						
Billing Period: May 2023						
ELECTRIC	25,056.00 kWh	85,491 KBtu	0.984 KBtu/SqFt	\$2,708.45	\$0.108 /kWh	\$0.031 /SqFt
NATURALGAS	176.00 CCF	18,128 KBtu	0.209 KBtu/SqFt	\$485.47	\$2.758 /CCF	\$0.006 /SqFt
SEWER	129.00 CCF			\$958.31	\$7.429 /CCF	\$0.011 /SqFt
WATER	1,216.00 CCF			\$10,760.08	\$8.849 /CCF	\$0.124 /SqFt
Totals:		103,619 KBtu	1.192 KBtu/SqFt	\$14,912.31		

Energy

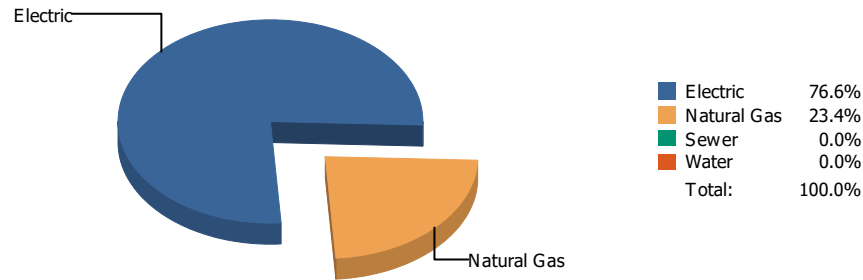


Cost

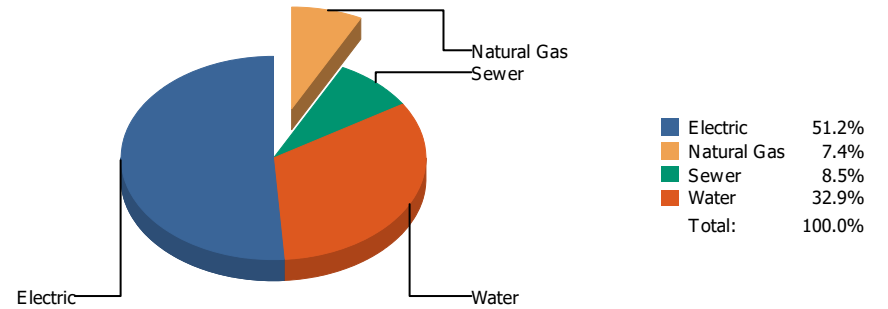


Commodity	Common Use	Energy Use	Energy Use / Area	Total Cost	Cost / Unit	Cost / Area
Place: [DRHORNEDOMIDDLESCHOOL_1] DR. HORNEDO MIDDLE SCHOOL 058 [BUILDING]						
Area: 184,871 SqFt						
Billing Period: May 2023						
ELECTRIC	89,200.00 kWh	304,350 KBtu	1.646 KBtu/SqFt	\$9,707.47	\$0.109 /kWh	\$0.053 /SqFt
NATURALGAS	320.00 CCF	32,960 KBtu	0.178 KBtu/SqFt	\$411.06	\$1.285 /CCF	\$0.002 /SqFt
SEWER	178.00 CCF			\$1,253.92	\$7.044 /CCF	\$0.007 /SqFt
WATER	340.00 CCF			\$1,768.30	\$5.201 /CCF	\$0.009 /SqFt
Totals:		337,310 KBtu	1.825 KBtu/SqFt	\$13,140.75		

Energy



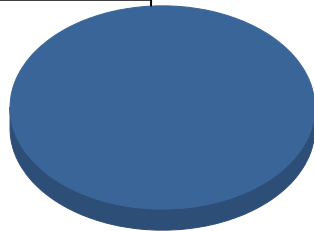
Cost



Commodity	Common Use	Energy Use	Energy Use / Area	Total Cost	Cost / Unit	Cost / Area
Place: [EL-PASO-HIGH] EL PASO HIGH 006 [BUILDING]						
Area: 236,062 SqFt						
Billing Period: May 2023						
ELECTRIC	152,597.00 kWh	520,661 KBtu	2.206 KBtu/SqFt	\$17,547.50	\$0.115 /kWh	\$0.074 /SqFt
NATURALGAS	1,543.00 CCF	158,929 KBtu	0.673 KBtu/SqFt	\$2,551.05	\$1.653 /CCF	\$0.010 /SqFt
SEWER	417.00 CCF			\$2,909.11	\$6.976 /CCF	\$0.012 /SqFt
WATER	1,784.00 CCF			\$11,256.55	\$6.310 /CCF	\$0.047 /SqFt
Totals:		679,590 KBtu	2.879 KBtu/SqFt	\$34,264.21		

Energy

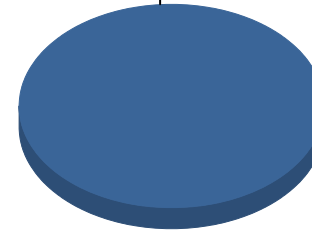
Electric



■ Electric 100.0%
Total: 100.0%

Cost

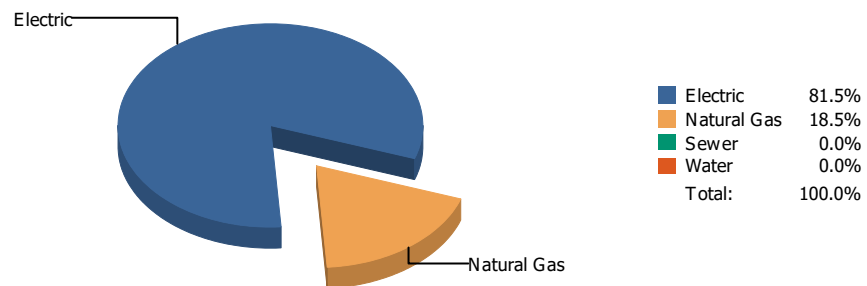
Electric



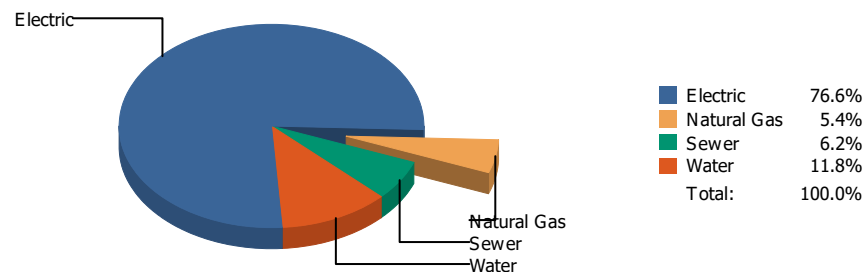
■ Electric 100.0%
Total: 100.0%

Commodity	Common Use	Energy Use	Energy Use / Area	Total Cost	Cost / Unit	Cost / Area
Place: [FANNIN] FANNIN 116 [BUILDING]						
Area: 73,291 SqFt						
Billing Period: May 2023						
ELECTRIC	3,940.00 kWh	13,443 KBtu	0.183 KBtu/SqFt	\$403.96	\$0.103 /kWh	\$0.005 /SqFt
Totals:		13,443 KBtu	0.183 KBtu/SqFt	\$403.96		

Energy

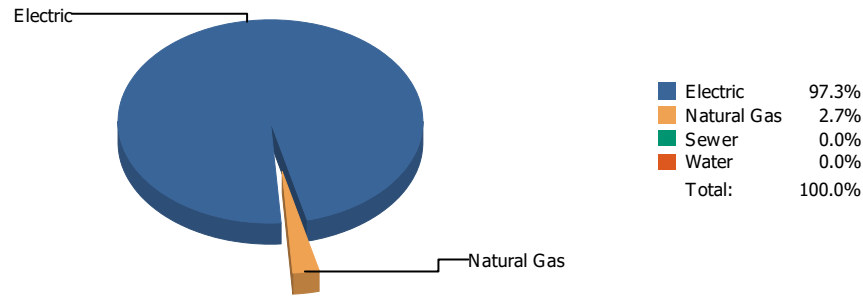


Cost

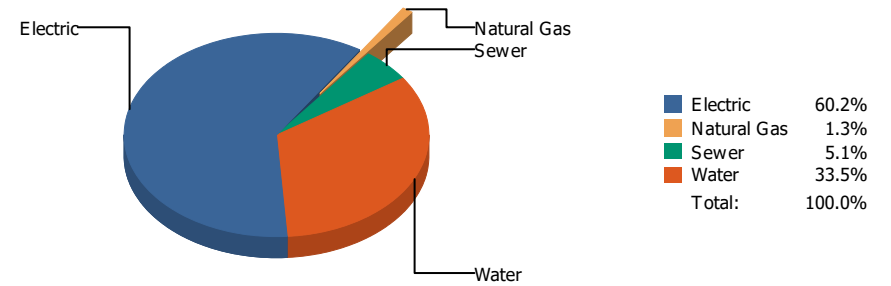


Commodity	Common Use	Energy Use	Energy Use / Area	Total Cost	Cost / Unit	Cost / Area
Place: [FRANKLIN] FRANKLIN HIGH SCHOOL 010 [BUILDING]						
Area: 329,377 SqFt						
Billing Period: May 2023						
ELECTRIC	146,937.00 kWh	501,349 KBtu	1.522 KBtu/SqFt	\$16,354.04	\$0.111 /kWh	\$0.050 /SqFt
NATURALGAS	1,106.00 CCF	113,918 KBtu	0.346 KBtu/SqFt	\$1,160.43	\$1.049 /CCF	\$0.003 /SqFt
SEWER	196.00 CCF			\$1,321.96	\$6.745 /CCF	\$0.004 /SqFt
WATER	464.00 CCF			\$2,511.40	\$5.413 /CCF	\$0.008 /SqFt
Totals:		615,267 KBtu	1.868 KBtu/SqFt	\$21,347.83		

Energy

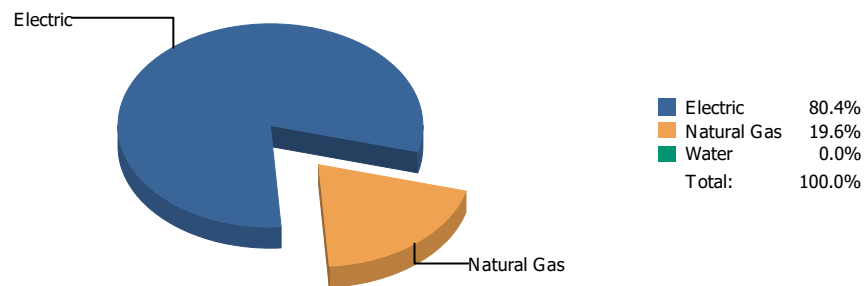


Cost

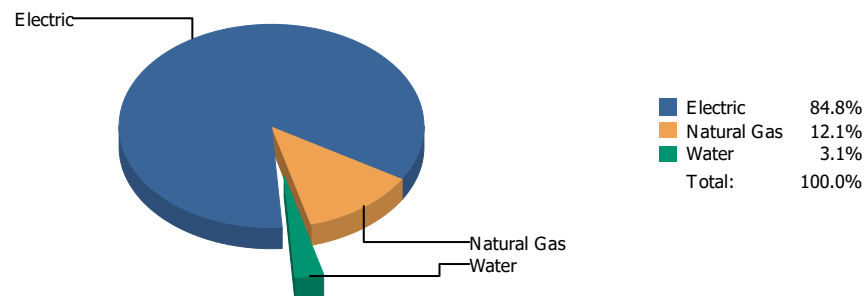


Commodity	Common Use	Energy Use	Energy Use / Area	Total Cost	Cost / Unit	Cost / Area
Place: [FRANKLIN9THGRADECENTER_2] FRANKLIN 9TH GRADE CENTER 053 [BUILDING]						
Area: 193,158 SqFt						
Billing Period: May 2023						
ELECTRIC	99,510.00 kWh	339,528 KBtu	1.758 KBtu/SqFt	\$11,819.16	\$0.119 /kWh	\$0.061 /SqFt
NATURALGAS	92.00 CCF	9,476 KBtu	0.049 KBtu/SqFt	\$245.63	\$2.670 /CCF	\$0.001 /SqFt
SEWER	112.00 CCF			\$1,004.44	\$8.968 /CCF	\$0.005 /SqFt
WATER	2,095.00 CCF			\$6,572.11	\$3.137 /CCF	\$0.034 /SqFt
Totals:		349,004 KBtu	1.807 KBtu/SqFt	\$19,641.34		

Energy

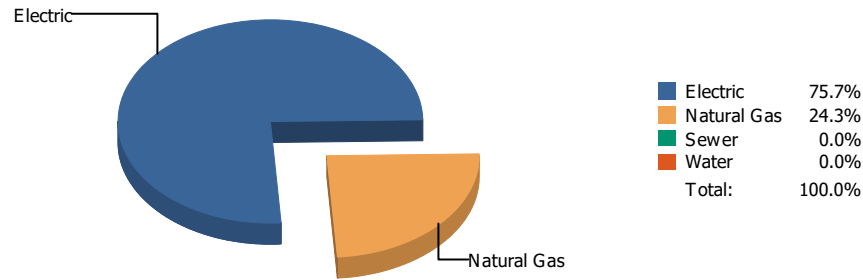


Cost

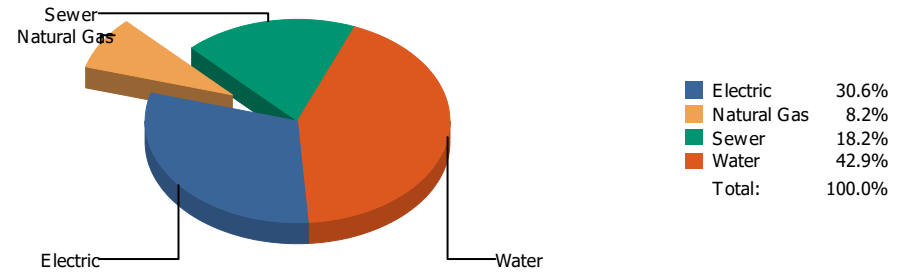


Commodity	Common Use	Energy Use	Energy Use / Area	Total Cost	Cost / Unit	Cost / Area
Place: [GAMBLE] JAMES GAMBLE WAREHOUSE [BUILDING]						
Area: 53,241 SqFt						
Billing Period: May 2023						
ELECTRIC	17,700.00 kWh	60,392 KBtu	1.134 KBtu/SqFt	\$1,972.99	\$0.111 /kWh	\$0.037 /SqFt
NATURALGAS	143.00 CCF	14,729 KBtu	0.277 KBtu/SqFt	\$282.82	\$1.978 /CCF	\$0.005 /SqFt
WATER	0.00 CCF			\$72.09	\$0.000 /CCF	\$0.001 /SqFt
Totals:		75,121 KBtu	1.411 KBtu/SqFt	\$2,327.90		

Energy

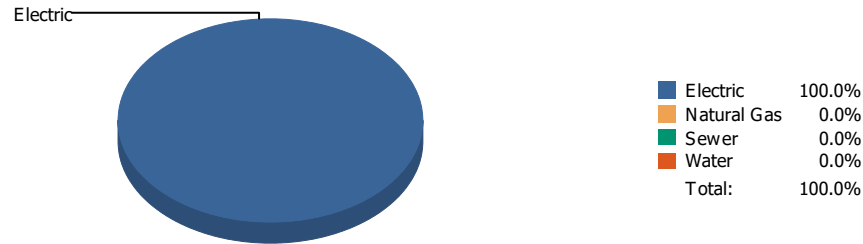


Cost

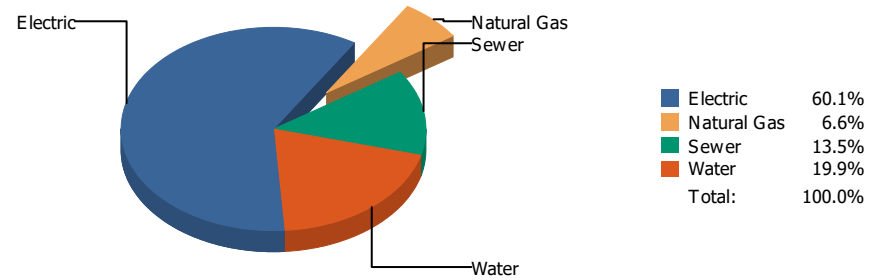


Commodity	Common Use	Energy Use	Energy Use / Area	Total Cost	Cost / Unit	Cost / Area
Place: [GREEN] GREEN ELEMENTARY SCHOOL 162 [BUILDING]						
Area: 88,156 SqFt						
Billing Period: May 2023						
ELECTRIC	19,500.00 kWh	66,534 KBtu	0.755 KBtu/SqFt	\$1,889.90	\$0.097 /kWh	\$0.021 /SqFt
NATURALGAS	207.00 CCF	21,321 KBtu	0.242 KBtu/SqFt	\$508.19	\$2.455 /CCF	\$0.006 /SqFt
SEWER	99.00 CCF			\$1,125.99	\$11.374 /CCF	\$0.013 /SqFt
WATER	444.00 CCF			\$2,647.70	\$5.963 /CCF	\$0.030 /SqFt
Totals:		87,855 KBtu	0.997 KBtu/SqFt	\$6,171.78		

Energy

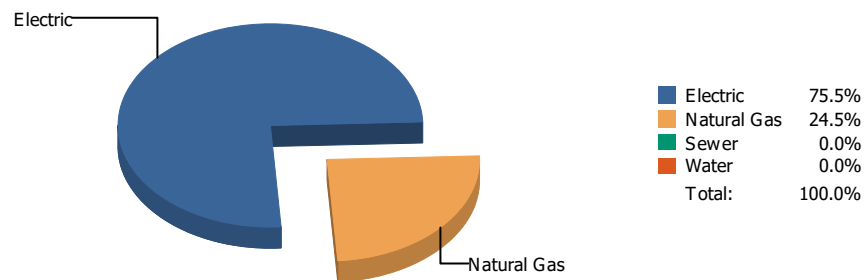


Cost

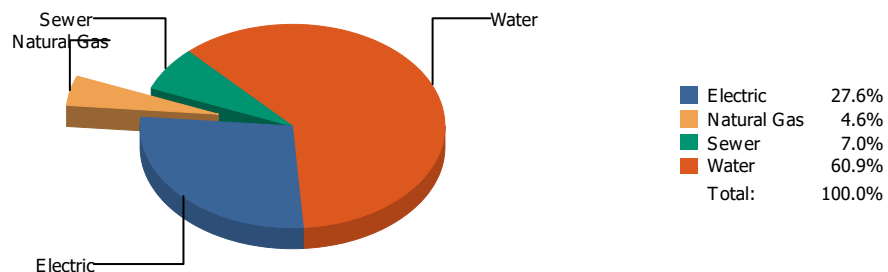


Commodity	Common Use	Energy Use	Energy Use / Area	Total Cost	Cost / Unit	Cost / Area
Place: [GUERRERO] ROSA GUERRERO ELEMENTARY 163 [BUILDING]						
Area: 88,641 SqFt						
Billing Period: May 2023						
ELECTRIC	25,580.00 kWh	87,279 KBtu	0.985 KBtu/SqFt	\$3,258.52	\$0.127 /kWh	\$0.037 /SqFt
NATURALGAS	0.00 CCF	0 KBtu	0.000 KBtu/SqFt	\$357.78	\$0.000 /CCF	\$0.004 /SqFt
SEWER	49.00 CCF			\$729.40	\$14.886 /CCF	\$0.008 /SqFt
WATER	185.00 CCF			\$1,076.41	\$5.818 /CCF	\$0.012 /SqFt
Totals:		87,279 KBtu	0.985 KBtu/SqFt	\$5,422.11		

Energy

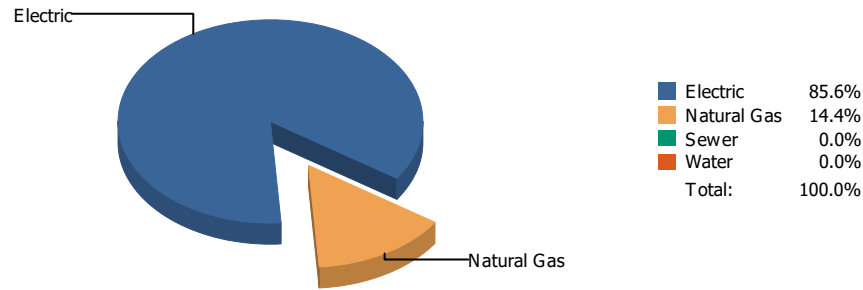


Cost

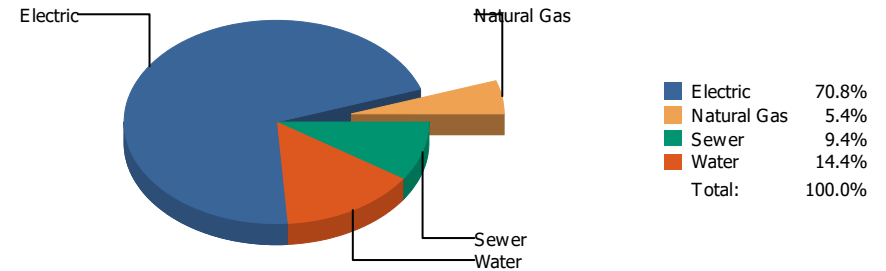


Commodity	Common Use	Energy Use	Energy Use / Area	Total Cost	Cost / Unit	Cost / Area
Place: [GUILLEN] GUILLEN 044 [BUILDING]						
Area: 223,773 SqFt						
Billing Period: May 2023						
ELECTRIC	50,869.00 kWh	173,565 KBtu	0.776 KBtu/SqFt	\$4,537.02	\$0.089 /kWh	\$0.020 /SqFt
NATURALGAS	546.00 CCF	56,238 KBtu	0.251 KBtu/SqFt	\$753.92	\$1.381 /CCF	\$0.003 /SqFt
SEWER	158.00 CCF			\$1,145.20	\$7.248 /CCF	\$0.005 /SqFt
WATER	1,695.00 CCF			\$10,031.19	\$5.918 /CCF	\$0.045 /SqFt
Totals:		229,803 KBtu	1.027 KBtu/SqFt	\$16,467.33		

Energy

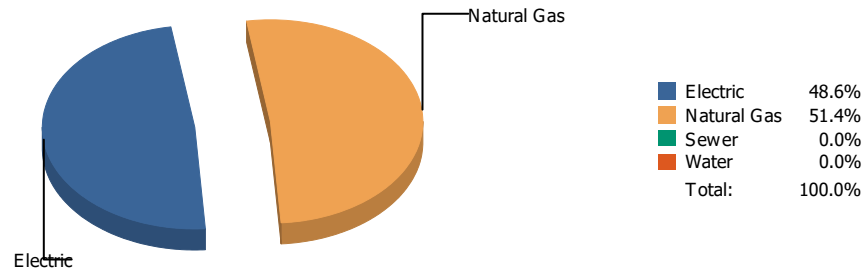


Cost

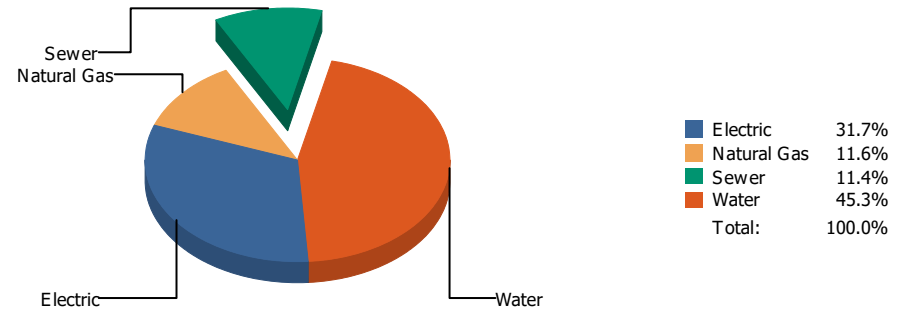


Commodity	Common Use	Energy Use	Energy Use / Area	Total Cost	Cost / Unit	Cost / Area
Place: [HART] HART 118 [BUILDING]						
Area: 63,357 SqFt						
Billing Period: May 2023						
ELECTRIC	50,760.00 kWh	173,193 KBtu	2.734 KBtu/SqFt	\$5,024.40	\$0.099 /kWh	\$0.079 /SqFt
NATURALGAS	284.00 CCF	29,252 KBtu	0.462 KBtu/SqFt	\$384.73	\$1.355 /CCF	\$0.006 /SqFt
SEWER	76.00 CCF			\$664.55	\$8.744 /CCF	\$0.010 /SqFt
WATER	171.00 CCF			\$1,022.35	\$5.979 /CCF	\$0.016 /SqFt
Totals:		202,445 KBtu	3.195 KBtu/SqFt	\$7,096.03		

Energy

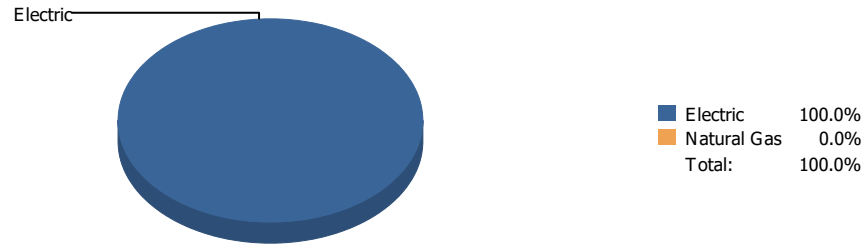


Cost

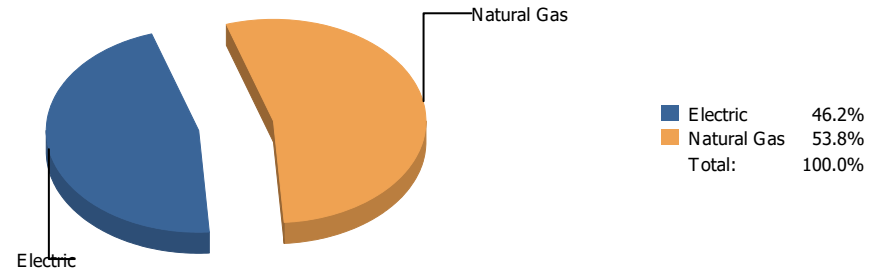


Commodity	Common Use	Energy Use	Energy Use / Area	Total Cost	Cost / Unit	Cost / Area
Place: [HAWKINS] HAWKINS 119 [BUILDING]						
Area: 57,207 SqFt						
Billing Period: May 2023						
ELECTRIC	18,270.00 kWh	62,337 KBtu	1.090 KBtu/SqFt	\$1,874.10	\$0.103 /kWh	\$0.033 /SqFt
NATURALGAS	641.00 CCF	66,023 KBtu	1.154 KBtu/SqFt	\$685.14	\$1.069 /CCF	\$0.012 /SqFt
SEWER	87.00 CCF			\$670.24	\$7.704 /CCF	\$0.012 /SqFt
WATER	366.00 CCF			\$2,673.30	\$7.304 /CCF	\$0.047 /SqFt
Totals:		128,360 KBtu	2.244 KBtu/SqFt	\$5,902.78		

Energy

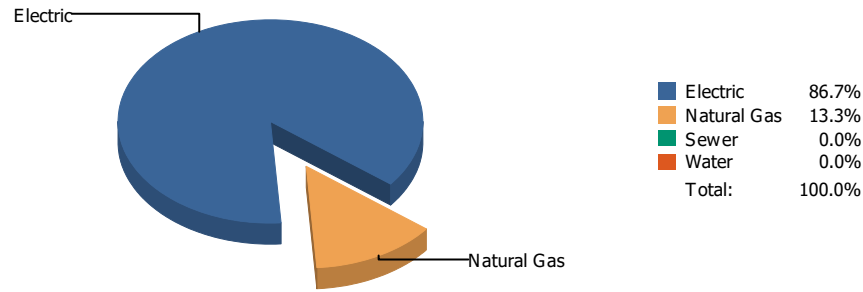


Cost

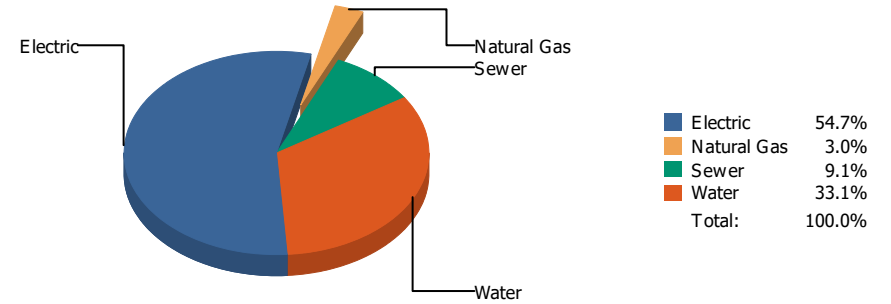


Commodity	Common Use	Energy Use	Energy Use / Area	Total Cost	Cost / Unit	Cost / Area
Place: [HERCULES] HERCULES COTTAGES Lafarelle 141A [BUILDING]						
Area: 10,160 SqFt						
Billing Period: May 2023						
ELECTRIC	205.00 kWh	699 KBtu	0.069 KBtu/SqFt	\$153.49	\$0.749 /kWh	\$0.015 /SqFt
NATURALGAS	0.00 CCF	0 KBtu	0.000 KBtu/SqFt	\$178.89	\$0.000 /CCF	\$0.018 /SqFt
Totals:		699 KBtu	0.069 KBtu/SqFt	\$332.38		

Energy



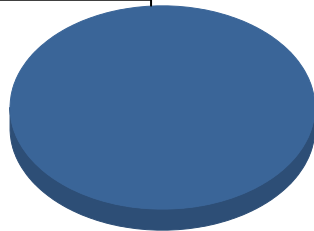
Cost



Commodity	Common Use	Energy Use	Energy Use / Area	Total Cost	Cost / Unit	Cost / Area
Place: [HERRERA_1] HERRERA ELEMENTARY 174 [BUILDING]						
Area: 86,275 SqFt						
Billing Period: May 2023						
ELECTRIC	48,600.00 kWh	165,823 KBtu	1.922 KBtu/SqFt	\$6,450.98	\$0.133 /kWh	\$0.075 /SqFt
NATURALGAS	248.00 CCF	25,544 KBtu	0.296 KBtu/SqFt	\$358.82	\$1.447 /CCF	\$0.004 /SqFt
SEWER	130.00 CCF			\$1,072.48	\$8.250 /CCF	\$0.012 /SqFt
WATER	550.00 CCF			\$3,900.66	\$7.092 /CCF	\$0.045 /SqFt
Totals:		191,367 KBtu	2.218 KBtu/SqFt	\$11,782.94		

Energy

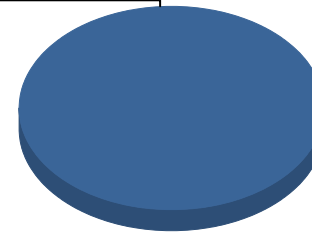
Electric



■ Electric 100.0%
Total: 100.0%

Cost

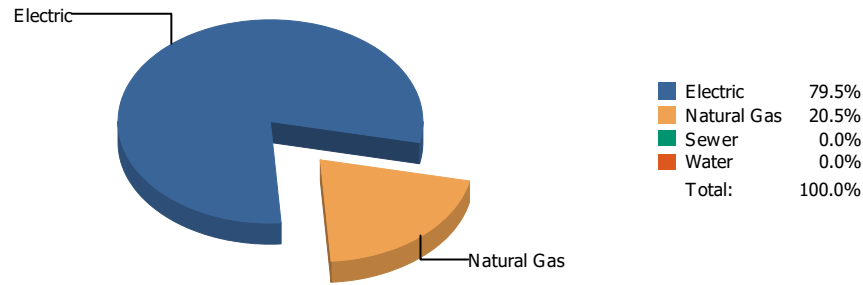
Electric



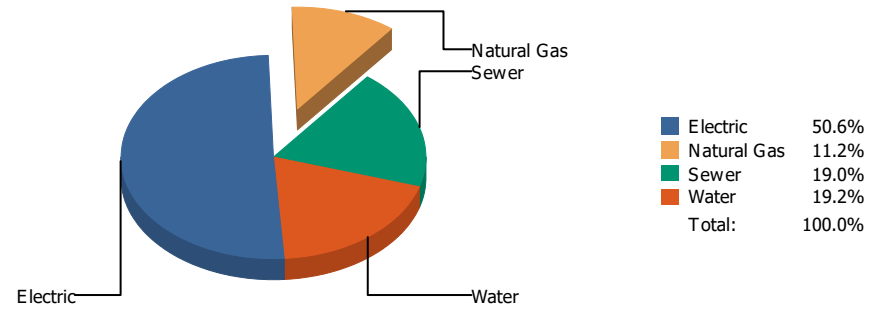
■ Electric 100.0%
Total: 100.0%

Commodity	Common Use	Energy Use	Energy Use / Area	Total Cost	Cost / Unit	Cost / Area
Place: [HIGHLAND] HIGHLAND/ANNEX 120 [BUILDING]						
Area: 33,705 SqFt						
Billing Period: May 2023						
ELECTRIC	31,640.00 kWh	107,956 KBtu	3.203 KBtu/SqFt	\$2,114.67	\$0.067 /kWh	\$0.063 /SqFt
Totals:		107,956 KBtu	3.203 KBtu/SqFt	\$2,114.67		

Energy

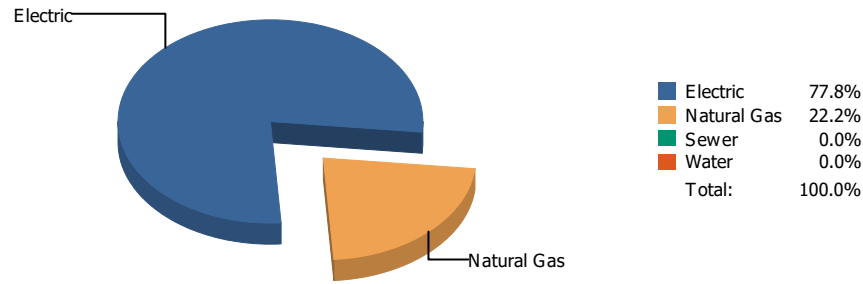


Cost

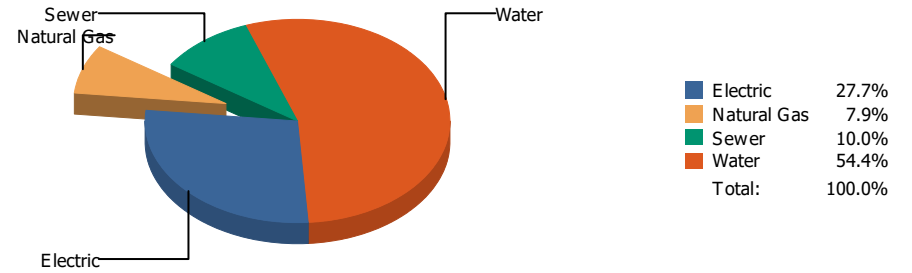


Commodity	Common Use	Energy Use	Energy Use / Area	Total Cost	Cost / Unit	Cost / Area
Place: [HILLSIDE] HILLSIDE 121 [BUILDING]						
Area: 80,656 SqFt						
Billing Period: May 2023						
ELECTRIC	30,041.00 kWh	102,500 KBtu	1.271 KBtu/SqFt	\$3,328.03	\$0.111 /kWh	\$0.041 /SqFt
NATURALGAS	257.00 CCF	26,471 KBtu	0.328 KBtu/SqFt	\$733.63	\$2.855 /CCF	\$0.009 /SqFt
SEWER	185.00 CCF			\$1,247.26	\$6.742 /CCF	\$0.015 /SqFt
WATER	272.00 CCF			\$1,263.66	\$4.646 /CCF	\$0.016 /SqFt
Totals:		128,971 KBtu	1.599 KBtu/SqFt	\$6,572.58		

Energy

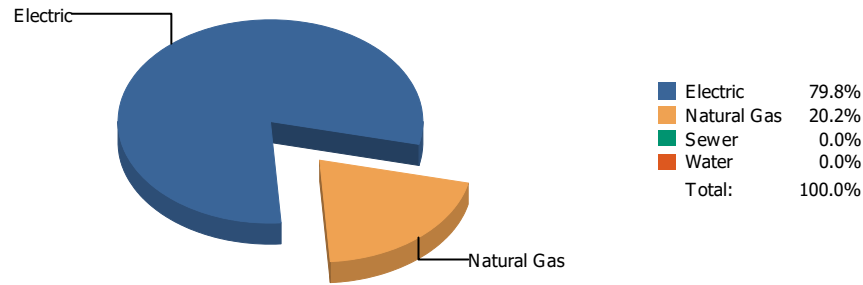


Cost

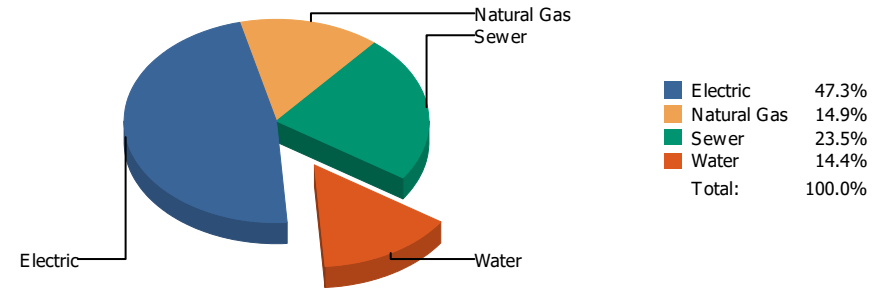


Commodity	Common Use	Energy Use	Energy Use / Area	Total Cost	Cost / Unit	Cost / Area
Place: [HOUSTON] HOUSTON 122 [BUILDING]						
Area: 84,178 SqFt						
Billing Period: May 2023						
ELECTRIC	20,880.00 kWh	71,243 KBtu	0.846 KBtu/SqFt	\$1,766.12	\$0.085 /kWh	\$0.021 /SqFt
NATURALGAS	197.00 CCF	20,291 KBtu	0.241 KBtu/SqFt	\$500.71	\$2.542 /CCF	\$0.006 /SqFt
SEWER	23.00 CCF			\$634.90	\$27.604 /CCF	\$0.008 /SqFt
WATER	658.00 CCF			\$3,464.00	\$5.264 /CCF	\$0.041 /SqFt
Totals:		91,534 KBtu	1.087 KBtu/SqFt	\$6,365.73		

Energy

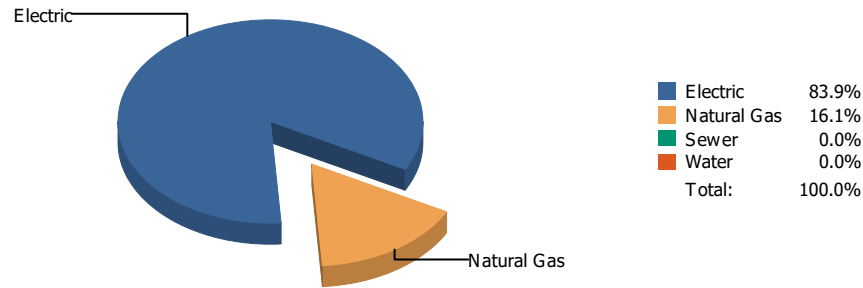


Cost

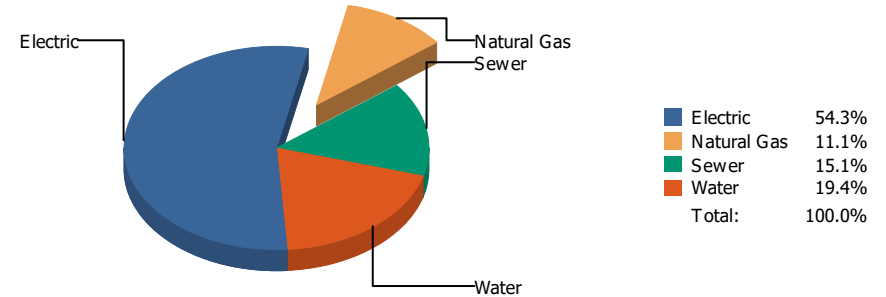


Commodity	Common Use	Energy Use	Energy Use / Area	Total Cost	Cost / Unit	Cost / Area
Place: [HUGHEY] HUGHEY 123 [BUILDING]						
Area: 74,815 SqFt						
Billing Period: May 2023						
ELECTRIC	24,394.00 kWh	83,232 KBtu	1.113 KBtu/SqFt	\$2,436.63	\$0.100 /kWh	\$0.033 /SqFt
NATURALGAS	204.00 CCF	21,012 KBtu	0.281 KBtu/SqFt	\$767.72	\$3.763 /CCF	\$0.010 /SqFt
SEWER	134.00 CCF			\$1,210.05	\$9.030 /CCF	\$0.016 /SqFt
WATER	41.00 CCF			\$740.69	\$18.066 /CCF	\$0.010 /SqFt
Totals:		104,244 KBtu	1.393 KBtu/SqFt	\$5,155.09		

Energy

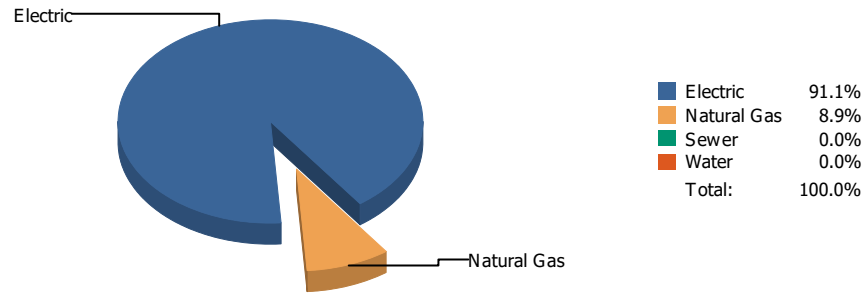


Cost

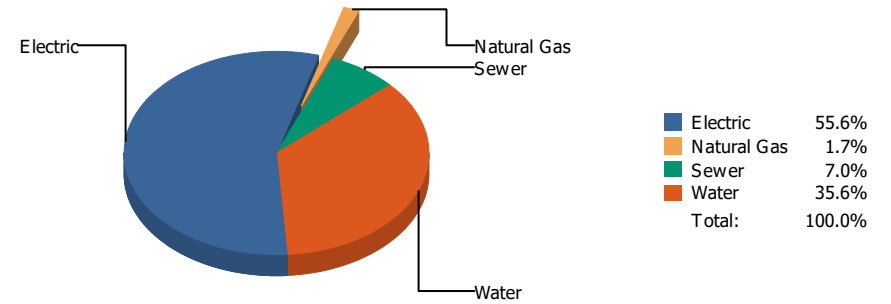


Commodity	Common Use	Energy Use	Energy Use / Area	Total Cost	Cost / Unit	Cost / Area
Place: [IRVIN] IRVIN 008 [BUILDING]						
Area: 303,804 SqFt						
Billing Period: May 2023						
ELECTRIC	128,380.00 kWh	438,033 KBtu	1.442 KBtu/SqFt	\$11,846.90	\$0.092 /kWh	\$0.039 /SqFt
NATURALGAS	814.00 CCF	83,842 KBtu	0.276 KBtu/SqFt	\$2,430.87	\$2.986 /CCF	\$0.007 /SqFt
SEWER	772.00 CCF			\$3,295.43	\$4.269 /CCF	\$0.011 /SqFt
WATER	854.00 CCF			\$4,228.51	\$4.951 /CCF	\$0.014 /SqFt
Totals:		521,875 KBtu	1.718 KBtu/SqFt	\$21,801.71		

Energy

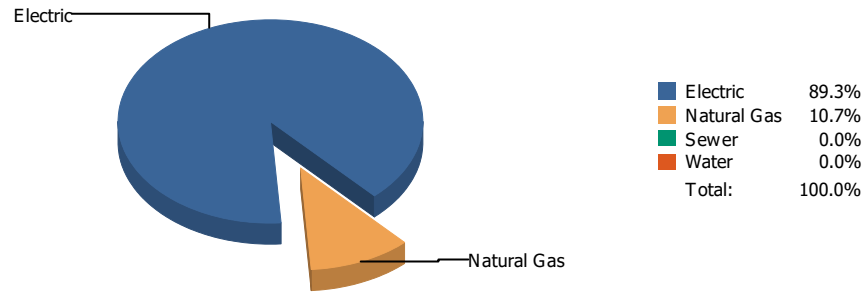


Cost

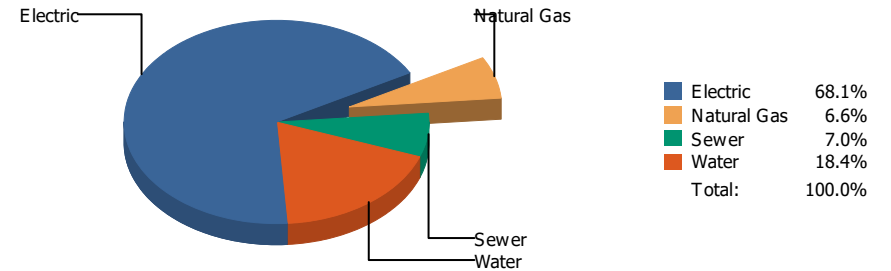


Commodity	Common Use	Energy Use	Energy Use / Area	Total Cost	Cost / Unit	Cost / Area
Place: [J_V_TINAJERO] J. V. TINAJERO 000 [ORGANIZATION]						
* Area Missing						
Billing Period: May 2023						
ELECTRIC	84,743.00 kWh	289,143 KBtu		\$8,360.91	\$0.099 /kWh	
NATURALGAS	274.00 CCF	28,222 KBtu		\$261.64	\$0.955 /CCF	
SEWER	80.00 CCF			\$1,054.17	\$13.177 /CCF	
WATER	831.00 CCF			\$5,356.92	\$6.446 /CCF	
Totals:		317,365 KBtu		\$15,033.64		

Energy

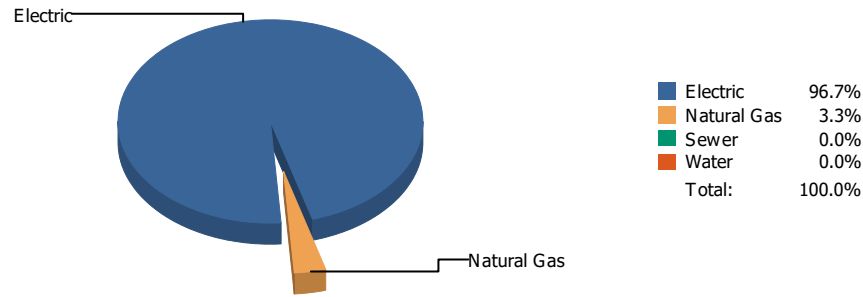


Cost

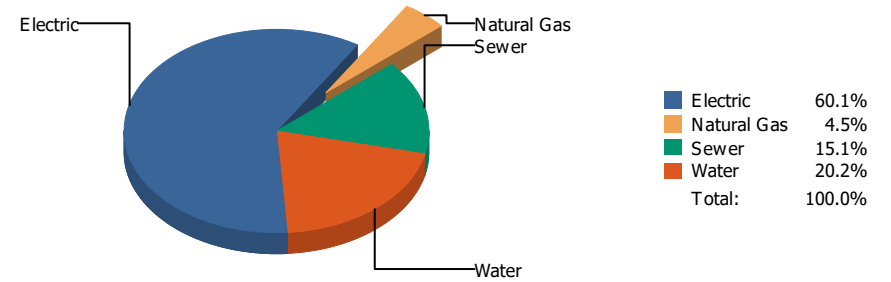


Commodity	Common Use	Energy Use	Energy Use / Area	Total Cost	Cost / Unit	Cost / Area
Place: [JEFFERSN] JEFFERSON 009 [BUILDING]						
Area: 257,708 SqFt						
Billing Period: May 2023						
ELECTRIC	132,118.00 kWh	450,787 KBtu	1.749 KBtu/SqFt	\$13,618.03	\$0.103 /kWh	\$0.053 /SqFt
NATURALGAS	527.00 CCF	54,281 KBtu	0.211 KBtu/SqFt	\$1,310.97	\$2.488 /CCF	\$0.005 /SqFt
SEWER	180.00 CCF			\$1,390.87	\$7.727 /CCF	\$0.005 /SqFt
WATER	696.00 CCF			\$3,690.49	\$5.302 /CCF	\$0.014 /SqFt
Totals:		505,068 KBtu	1.960 KBtu/SqFt	\$20,010.36		

Energy

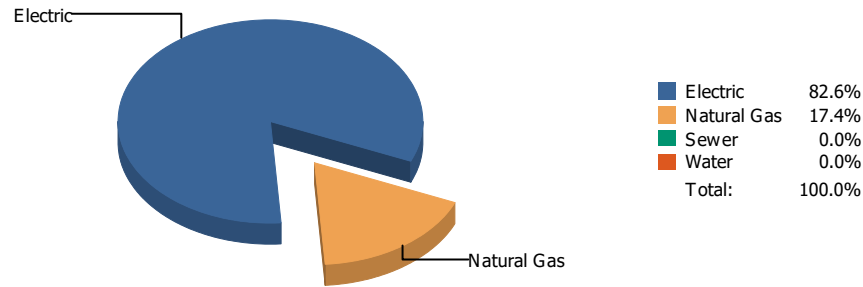


Cost

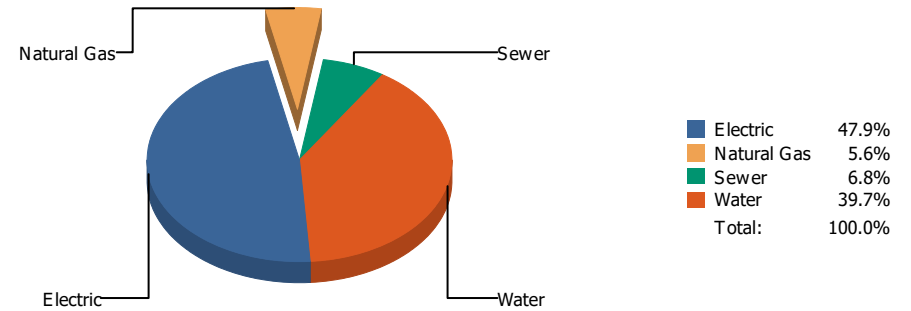


Commodity	Common Use	Energy Use	Energy Use / Area	Total Cost	Cost / Unit	Cost / Area
Place: [JOHNSON] L.B. JOHNSON 155 [BUILDING]						
Area: 87,993 SqFt						
Billing Period: May 2023						
ELECTRIC	29,000.00 kWh	98,948 KBtu	1.124 KBtu/SqFt	\$2,681.41	\$0.092 /kWh	\$0.030 /SqFt
NATURALGAS	33.00 CCF	3,399 KBtu	0.039 KBtu/SqFt	\$202.83	\$6.146 /CCF	\$0.002 /SqFt
SEWER	78.00 CCF			\$672.11	\$8.617 /CCF	\$0.008 /SqFt
WATER	208.00 CCF			\$902.64	\$4.340 /CCF	\$0.010 /SqFt
Totals:		102,347 KBtu	1.163 KBtu/SqFt	\$4,458.99		

Energy

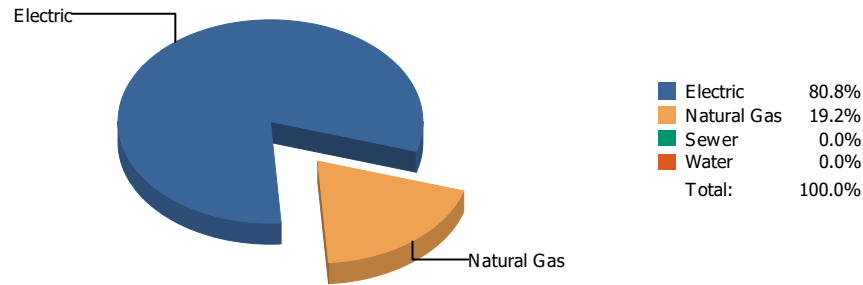


Cost

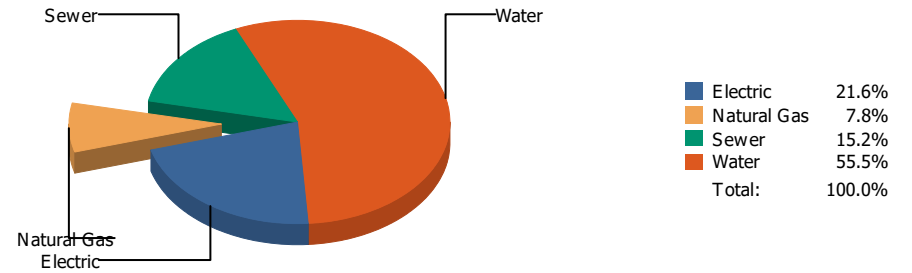


Commodity	Common Use	Energy Use	Energy Use / Area	Total Cost	Cost / Unit	Cost / Area
Place: [KOHLBERG] KOHLBERG ELEMENTARY [BUILDING]						
Area: 99,884 SqFt						
Billing Period: May 2023						
ELECTRIC	30,440.00 kWh	103,861 KBtu	1.040 KBtu/SqFt	\$4,353.59	\$0.143 /kWh	\$0.044 /SqFt
NATURALGAS	213.00 CCF	21,939 KBtu	0.220 KBtu/SqFt	\$512.30	\$2.405 /CCF	\$0.005 /SqFt
SEWER	28.00 CCF			\$618.76	\$22.099 /CCF	\$0.006 /SqFt
WATER	439.00 CCF			\$3,612.28	\$8.228 /CCF	\$0.036 /SqFt
Totals:		125,800 KBtu	1.259 KBtu/SqFt	\$9,096.93		

Energy



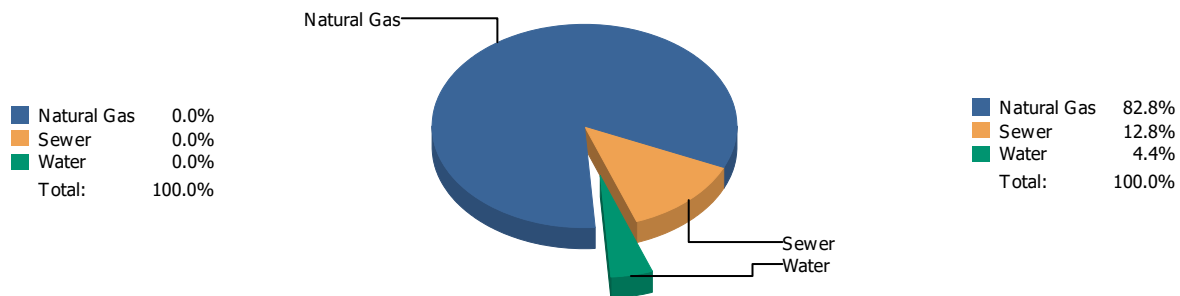
Cost



Commodity	Common Use	Energy Use	Energy Use / Area	Total Cost	Cost / Unit	Cost / Area
Place: [LAMAR] LAMAR 125 [BUILDING]						
Area: 76,252 SqFt						
Billing Period: May 2023						
ELECTRIC	21,000.00 kWh	71,652 KBtu	0.940 KBtu/SqFt	\$1,809.71	\$0.086 /kWh	\$0.024 /SqFt
NATURALGAS	165.00 CCF	16,995 KBtu	0.223 KBtu/SqFt	\$656.38	\$3.978 /CCF	\$0.009 /SqFt
SEWER	92.00 CCF			\$1,272.99	\$13.837 /CCF	\$0.017 /SqFt
WATER	641.00 CCF			\$4,656.55	\$7.265 /CCF	\$0.061 /SqFt
Totals:		88,647 KBtu	1.163 KBtu/SqFt	\$8,395.63		

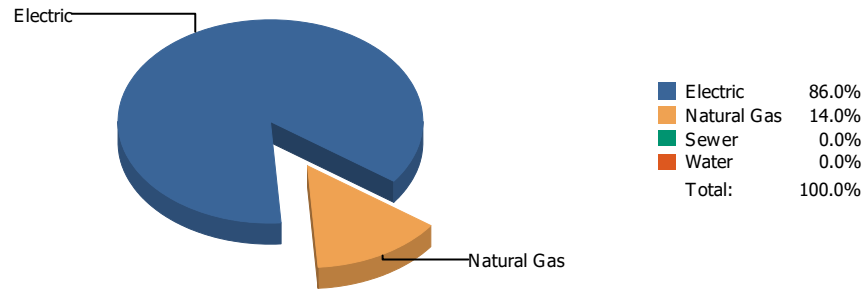
Energy

Cost

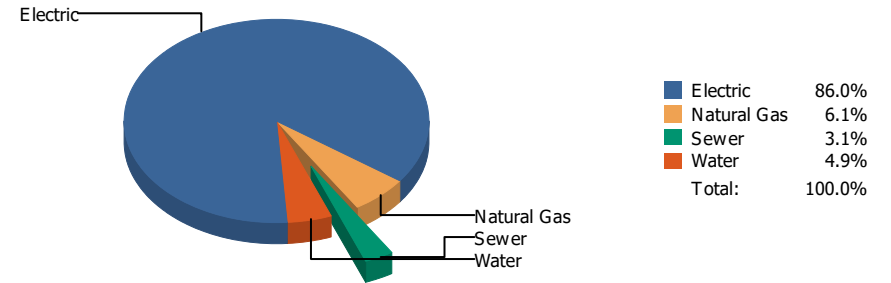


Commodity	Common Use	Energy Use	Energy Use / Area	Total Cost	Cost / Unit	Cost / Area
Place: [LIVE-MAT] LIVE MATERIAL CENTER 929 [BUILDING]						
Area: 2,483 SqFt						
Billing Period: May 2023						
NATURALGAS	0.00 CCF	0 KBtu	0.000 KBtu/SqFt	\$357.78	\$0.000 /CCF	\$0.144 /SqFt
SEWER	0.00 CCF			\$55.42	\$0.000 /CCF	\$0.022 /SqFt
WATER	0.00 CCF			\$18.96	\$0.000 /CCF	\$0.008 /SqFt
Totals:		0 KBtu	0.000 KBtu/SqFt	\$432.16		

Energy

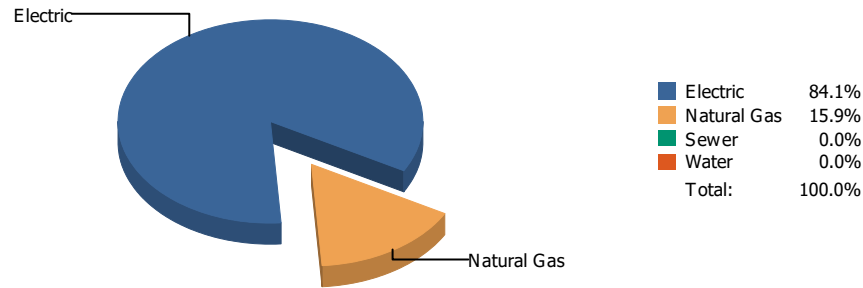


Cost

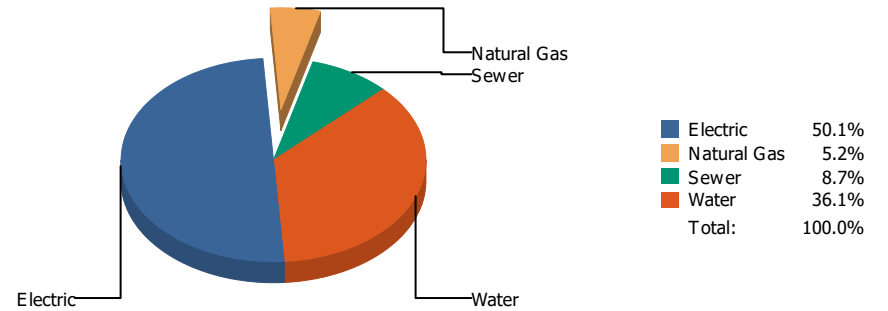


Commodity	Common Use	Energy Use	Energy Use / Area	Total Cost	Cost / Unit	Cost / Area
Place: [LOGAN] LOGAN 128 [BUILDING]						
Area: 72,248 SqFt						
Billing Period: May 2023						
ELECTRIC	58,600.00 kWh	199,943 KBtu	2.767 KBtu/SqFt	\$5,761.13	\$0.098 /kWh	\$0.080 /SqFt
NATURALGAS	315.00 CCF	32,445 KBtu	0.449 KBtu/SqFt	\$407.43	\$1.293 /CCF	\$0.006 /SqFt
SEWER	9.00 CCF			\$204.71	\$22.746 /CCF	\$0.003 /SqFt
WATER	58.00 CCF			\$325.18	\$5.607 /CCF	\$0.005 /SqFt
Totals:		232,388 KBtu	3.217 KBtu/SqFt	\$6,698.45		

Energy

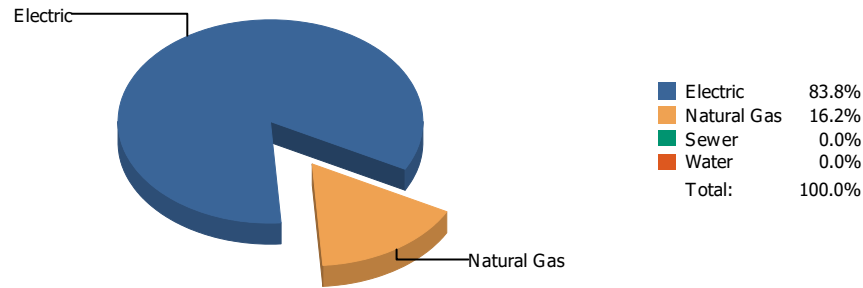


Cost

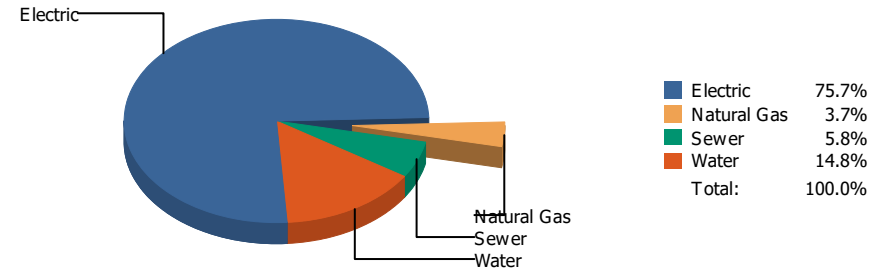


Commodity	Common Use	Energy Use	Energy Use / Area	Total Cost	Cost / Unit	Cost / Area
Place: [LUNDY_2] LUNDY 177 [BUILDING]						
Area: 112,731 SqFt						
Billing Period: May 2023						
ELECTRIC	54,400.00 kWh	185,613 KBtu	1.647 KBtu/SqFt	\$5,822.34	\$0.107 /kWh	\$0.052 /SqFt
NATURALGAS	340.00 CCF	35,020 KBtu	0.311 KBtu/SqFt	\$604.43	\$1.778 /CCF	\$0.005 /SqFt
SEWER	113.00 CCF			\$1,008.22	\$8.922 /CCF	\$0.009 /SqFt
WATER	600.00 CCF			\$4,192.10	\$6.987 /CCF	\$0.037 /SqFt
Totals:		220,633 KBtu	1.957 KBtu/SqFt	\$11,627.09		

Energy

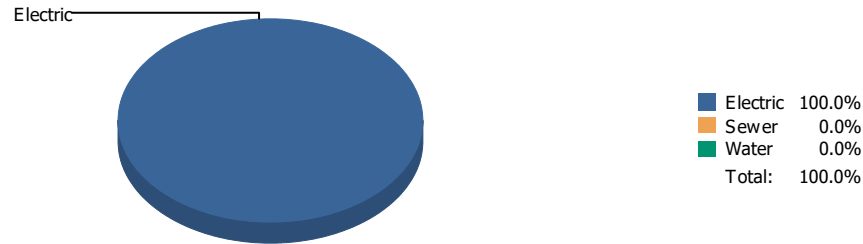


Cost

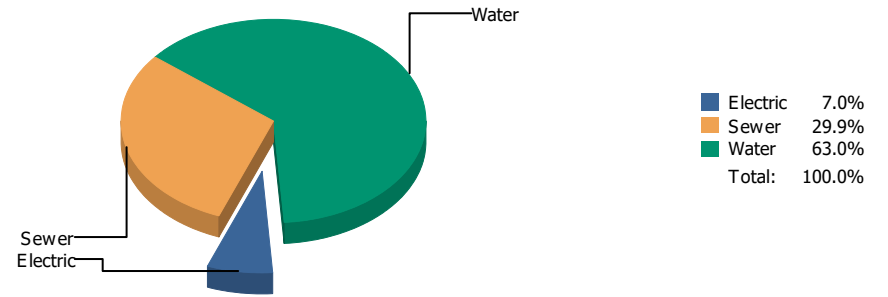


Commodity	Common Use	Energy Use	Energy Use / Area	Total Cost	Cost / Unit	Cost / Area
Place: [MAC] MACARTHUR 129 [BUILDING]						
Area: 143,341 SqFt						
Billing Period: May 2023						
ELECTRIC	95,600.00 kWh	326,187 KBtu	2.276 KBtu/SqFt	\$13,474.39	\$0.141 /kWh	\$0.094 /SqFt
NATURALGAS	614.00 CCF	63,242 KBtu	0.441 KBtu/SqFt	\$663.74	\$1.081 /CCF	\$0.005 /SqFt
SEWER	174.00 CCF			\$1,034.99	\$5.948 /CCF	\$0.007 /SqFt
WATER	429.00 CCF			\$2,637.45	\$6.148 /CCF	\$0.018 /SqFt
Totals:		389,429 KBtu	2.717 KBtu/SqFt	\$17,810.57		

Energy

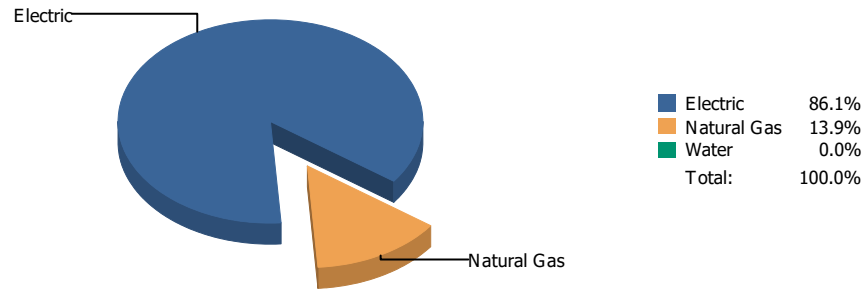


Cost

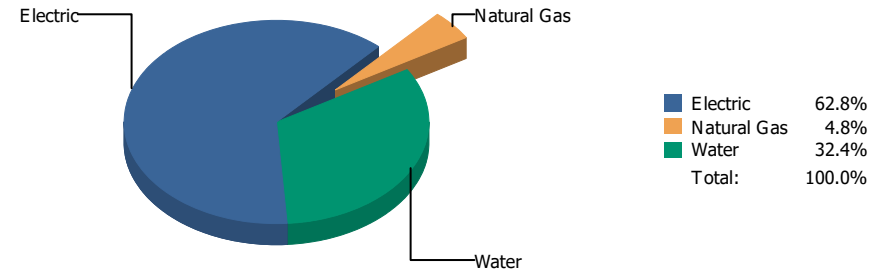


Commodity	Common Use	Energy Use	Energy Use / Area	Total Cost	Cost / Unit	Cost / Area
Place: [MAGOFFIN] MAGOFFIN CUSTODIAL 047 [BUILDING]						
Area: 76,378 SqFt						
Billing Period: May 2023						
ELECTRIC	1,045.00 kWh	3,566 KBtu	0.047 KBtu/SqFt	\$141.90	\$0.136 /kWh	\$0.002 /SqFt
SEWER	6.00 CCF			\$603.76	\$100.627 /CCF	\$0.008 /SqFt
WATER	104.00 CCF			\$1,272.02	\$12.231 /CCF	\$0.017 /SqFt
Totals:		3,566 KBtu	0.047 KBtu/SqFt	\$2,017.68		

Energy

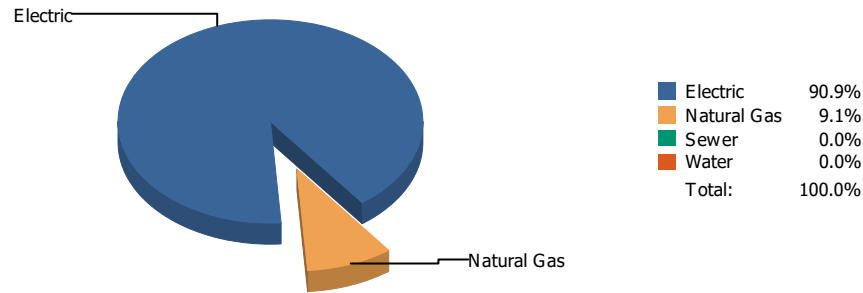


Cost

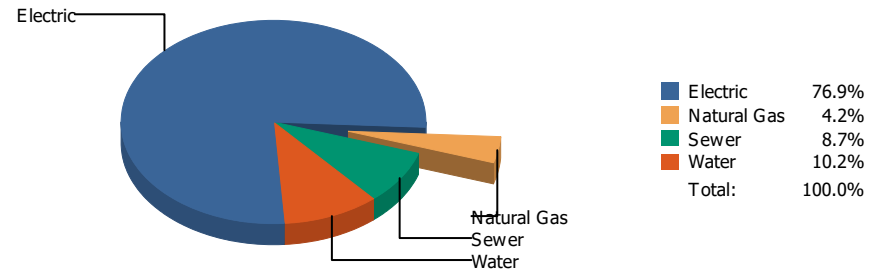


Commodity	Common Use	Energy Use	Energy Use / Area	Total Cost	Cost / Unit	Cost / Area
Place: [MAGOFFINNEWMIDDLESCHOOL] MAGOFFIN MIDDLE SCHOOL [BUILDING]						
Area: 116,136 SqFt						
Billing Period: May 2023						
ELECTRIC	93,600.00 kWh	319,363 KBtu	2.750 KBtu/SqFt	\$9,396.90	\$0.100 /kWh	\$0.081 /SqFt
NATURALGAS	500.00 CCF	51,500 KBtu	0.443 KBtu/SqFt	\$721.20	\$1.442 /CCF	\$0.006 /SqFt
WATER	602.00 CCF			\$4,849.93	\$8.056 /CCF	\$0.042 /SqFt
Totals:		370,863 KBtu	3.193 KBtu/SqFt	\$14,968.03		

Energy

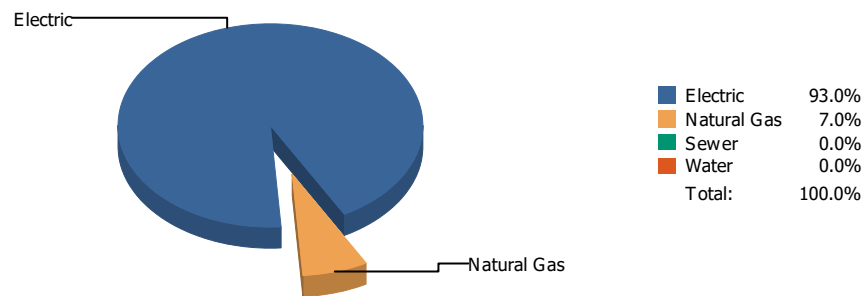


Cost

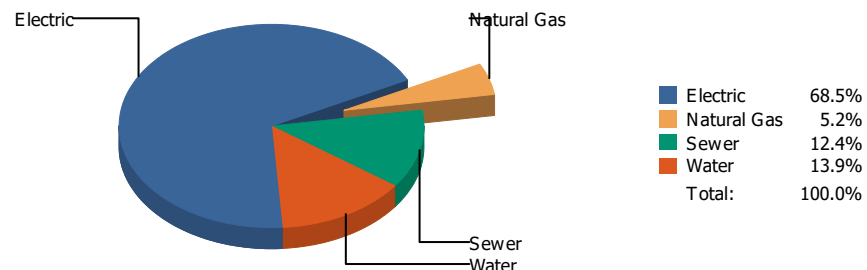


Commodity	Common Use	Energy Use	Energy Use / Area	Total Cost	Cost / Unit	Cost / Area
Place: [MAXINE] MAXINE SILVA HEALTH MAGNET 011 [BUILDING]						
Area: 80,909 SqFt						
Billing Period: May 2023						
ELECTRIC	56,100.00 kWh	191,413 KBtu	2.366 KBtu/SqFt	\$5,908.86	\$0.105 /kWh	\$0.073 /SqFt
NATURALGAS	186.00 CCF	19,158 KBtu	0.237 KBtu/SqFt	\$325.75	\$1.751 /CCF	\$0.004 /SqFt
SEWER	76.00 CCF			\$664.55	\$8.744 /CCF	\$0.008 /SqFt
WATER	142.00 CCF			\$781.60	\$5.504 /CCF	\$0.010 /SqFt
Totals:		210,571 KBtu	2.603 KBtu/SqFt	\$7,680.76		

Energy

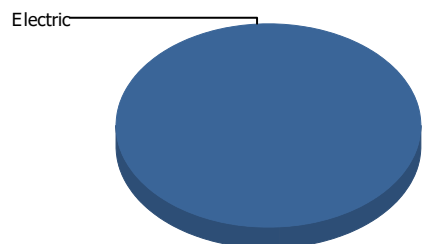


Cost



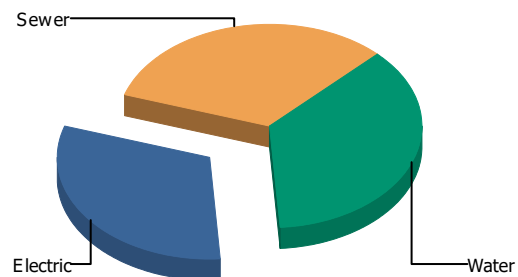
Commodity	Common Use	Energy Use	Energy Use / Area	Total Cost	Cost / Unit	Cost / Area
Place: [MESITA] MESITA 130 [BUILDING]						
Area: 100,583 SqFt						
Billing Period: May 2023						
ELECTRIC	58,440.00 kWh	199,397 KBtu	1.982 KBtu/SqFt	\$6,073.27	\$0.104 /kWh	\$0.060 /SqFt
NATURALGAS	146.00 CCF	15,038 KBtu	0.150 KBtu/SqFt	\$463.72	\$3.176 /CCF	\$0.005 /SqFt
SEWER	138.00 CCF			\$1,102.72	\$7.991 /CCF	\$0.011 /SqFt
WATER	115.00 CCF			\$1,228.23	\$10.680 /CCF	\$0.012 /SqFt
Totals:		214,435 KBtu	2.132 KBtu/SqFt	\$8,867.94		

Energy



■ Electric 100.0%
■ Sewer 0.0%
■ Water 0.0%
 Total: 100.0%

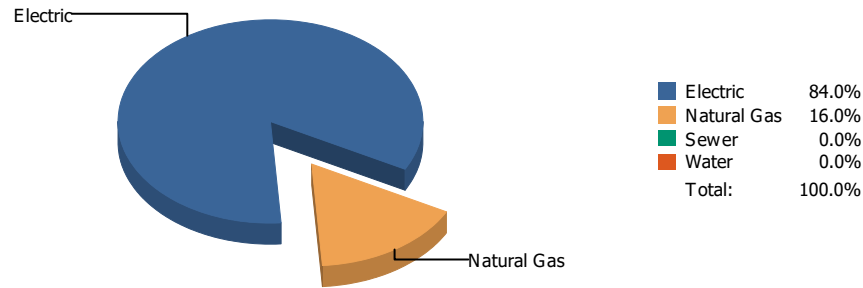
Cost



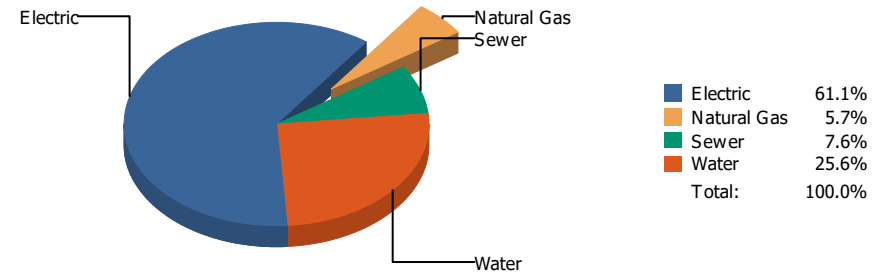
■ Electric 31.0%
■ Sewer 32.7%
■ Water 36.3%
 Total: 100.0%

Commodity	Common Use	Energy Use	Energy Use / Area	Total Cost	Cost / Unit	Cost / Area
Place: [MILAM] MILAM 131 [BUILDING]						
Area: 63,641 SqFt						
Billing Period: May 2023						
ELECTRIC	16,200.00 kWh	55,274 KBtu	0.869 KBtu/SqFt	\$1,578.43	\$0.097 /kWh	\$0.025 /SqFt
SEWER	145.00 CCF			\$1,666.26	\$11.491 /CCF	\$0.026 /SqFt
WATER	445.00 CCF			\$1,851.40	\$4.160 /CCF	\$0.029 /SqFt
Totals:		55,274 KBtu	0.869 KBtu/SqFt	\$5,096.09		

Energy

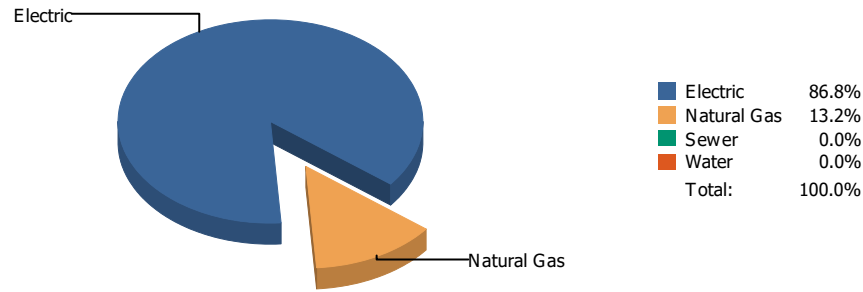


Cost

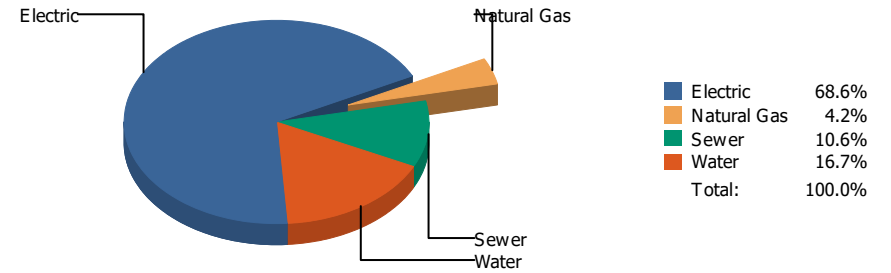


Commodity	Common Use	Energy Use	Energy Use / Area	Total Cost	Cost / Unit	Cost / Area
Place: [MOREHEAD] MOREHEAD 046 [BUILDING]						
Area: 119,353 SqFt						
Billing Period: May 2023						
ELECTRIC	100,203.00 kWh	341,893 KBtu	2.865 KBtu/SqFt	\$10,736.20	\$0.107 /kWh	\$0.090 /SqFt
NATURALGAS	634.00 CCF	65,302 KBtu	0.547 KBtu/SqFt	\$996.40	\$1.572 /CCF	\$0.008 /SqFt
SEWER	47.00 CCF			\$1,339.82	\$28.507 /CCF	\$0.011 /SqFt
WATER	1,092.00 CCF			\$4,493.50	\$4.115 /CCF	\$0.037 /SqFt
Totals:		407,195 KBtu	3.412 KBtu/SqFt	\$17,565.92		

Energy

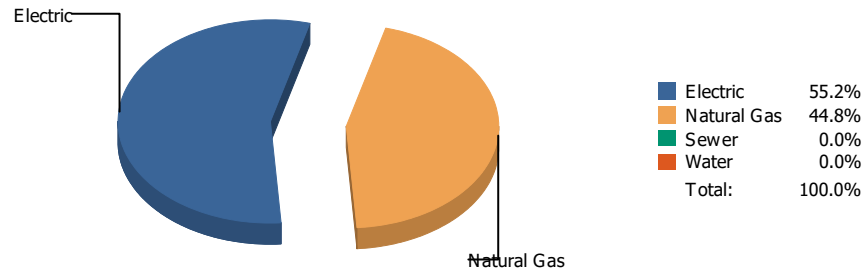


Cost

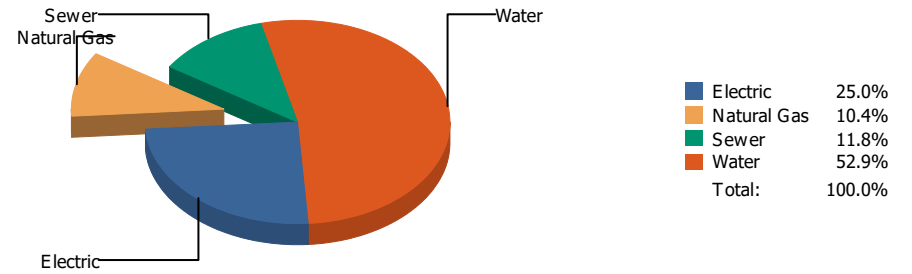


Commodity	Common Use	Energy Use	Energy Use / Area	Total Cost	Cost / Unit	Cost / Area
Place: [MOYE_2] MOYE [BUILDING]						
Area: 93,197 SqFt						
Billing Period: May 2023						
ELECTRIC	54,120.00 kWh	184,657 KBtu	1.981 KBtu/SqFt	\$6,480.05	\$0.120 /kWh	\$0.070 /SqFt
NATURALGAS	273.00 CCF	28,119 KBtu	0.302 KBtu/SqFt	\$394.46	\$1.445 /CCF	\$0.004 /SqFt
SEWER	111.00 CCF			\$1,000.66	\$9.015 /CCF	\$0.011 /SqFt
WATER	270.00 CCF			\$1,574.31	\$5.831 /CCF	\$0.017 /SqFt
Totals:		212,776 KBtu	2.283 KBtu/SqFt	\$9,449.48		

Energy



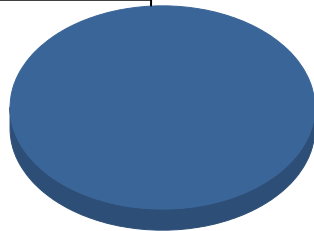
Cost



Commodity	Common Use	Energy Use	Energy Use / Area	Total Cost	Cost / Unit	Cost / Area
Place: [MULTI-MEDIACENTER] MULTI-MEDIA CENTER [BUILDING]						
Area: 27,633 SqFt						
Billing Period: May 2023						
ELECTRIC	7,784.00 kWh	26,559 KBtu	0.961 KBtu/SqFt	\$796.54	\$0.102 /kWh	\$0.029 /SqFt
NATURALGAS	209.00 CCF	21,527 KBtu	0.779 KBtu/SqFt	\$330.53	\$1.581 /CCF	\$0.012 /SqFt
SEWER	54.00 CCF			\$374.81	\$6.941 /CCF	\$0.014 /SqFt
WATER	230.00 CCF			\$1,683.84	\$7.321 /CCF	\$0.061 /SqFt
Totals:		48,086 KBtu	1.740 KBtu/SqFt	\$3,185.72		

Energy

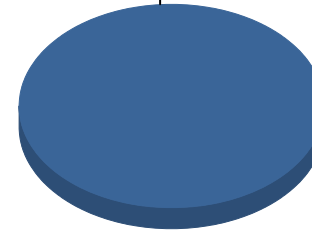
Electric



■ Electric 100.0%
Total: 100.0%

Cost

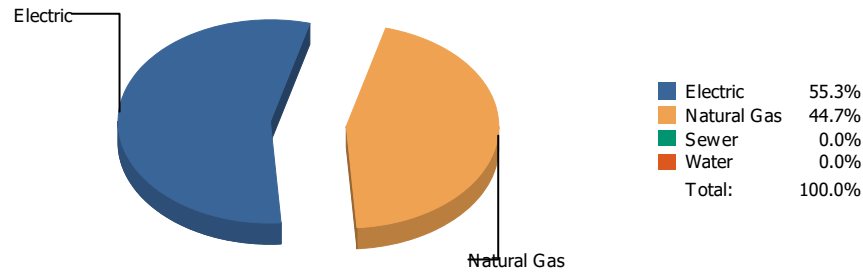
Electric



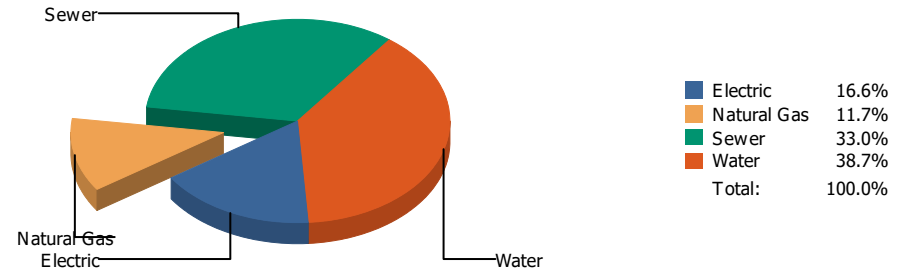
■ Electric 100.0%
Total: 100.0%

Commodity	Common Use	Energy Use	Energy Use / Area	Total Cost	Cost / Unit	Cost / Area
Place: [NE-AREA-OFFICES] N.E. AREA OFFICES Hondo Cottages 882 [BUILDING]						
Area: 7,328 SqFt						
Billing Period: May 2023						
ELECTRIC	80.00 kWh	273 KBtu	0.037 KBtu/SqFt	\$44.99	\$0.562 /kWh	\$0.006 /SqFt
Totals:		273 KBtu	0.037 KBtu/SqFt	\$44.99		

Energy

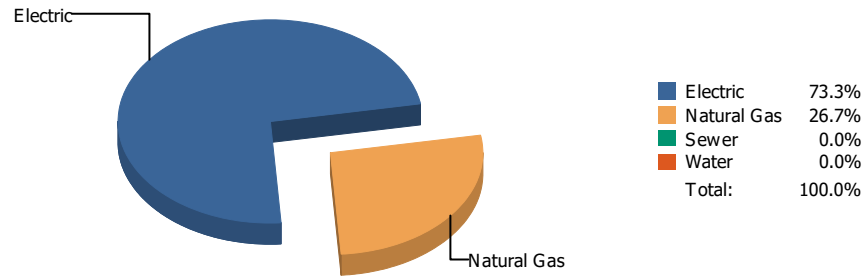


Cost

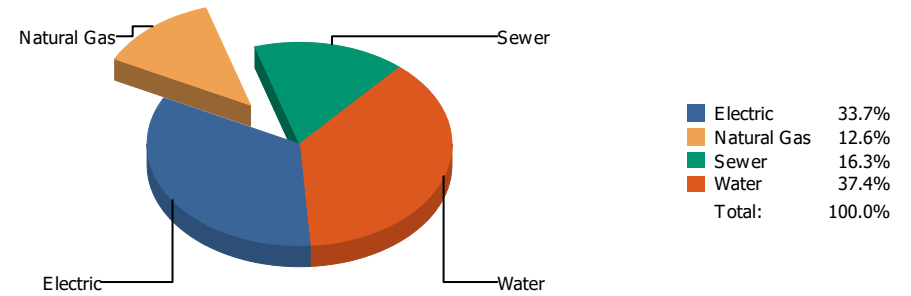


Commodity	Common Use	Energy Use	Energy Use / Area	Total Cost	Cost / Unit	Cost / Area
Place: [NETTRANSPORTATION] N.E. TRANSPORTATION 826 [BUILDING]						
Area: 5,995 SqFt						
Billing Period: May 2023						
ELECTRIC	3,208.00 kWh	10,946 KBtu	1.826 KBtu/SqFt	\$344.52	\$0.107 /kWh	\$0.057 /SqFt
NATURALGAS	86.00 CCF	8,858 KBtu	1.478 KBtu/SqFt	\$241.27	\$2.805 /CCF	\$0.040 /SqFt
SEWER	27.00 CCF			\$683.14	\$25.301 /CCF	\$0.114 /SqFt
WATER	117.00 CCF			\$801.36	\$6.849 /CCF	\$0.134 /SqFt
Totals:		19,804 KBtu	3.303 KBtu/SqFt	\$2,070.29		

Energy

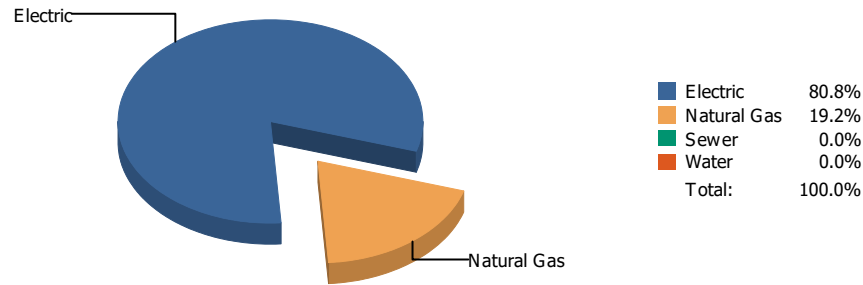


Cost

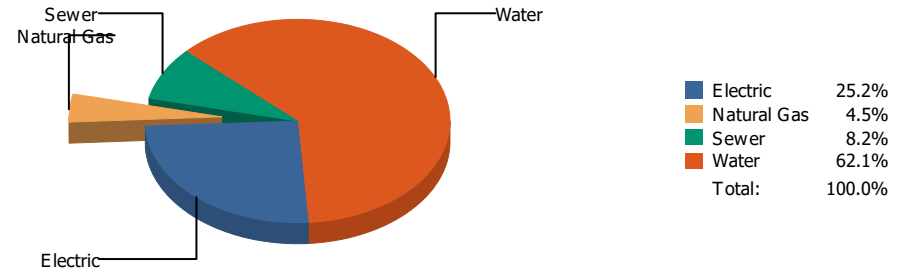


Commodity	Common Use	Energy Use	Energy Use / Area	Total Cost	Cost / Unit	Cost / Area
Place: [NEWMAN] NEWMAN ELEMENTARY 133 [BUILDING]						
Area: 73,291 SqFt						
Billing Period: May 2023						
ELECTRIC	17,528.00 kWh	59,806 KBtu	0.816 KBtu/SqFt	\$1,876.91	\$0.107 /kWh	\$0.026 /SqFt
NATURALGAS	211.00 CCF	21,733 KBtu	0.297 KBtu/SqFt	\$703.28	\$3.333 /CCF	\$0.009 /SqFt
SEWER	159.00 CCF			\$907.36	\$5.707 /CCF	\$0.012 /SqFt
WATER	402.00 CCF			\$2,085.90	\$5.189 /CCF	\$0.028 /SqFt
Totals:		81,539 KBtu	1.113 KBtu/SqFt	\$5,573.45		

Energy

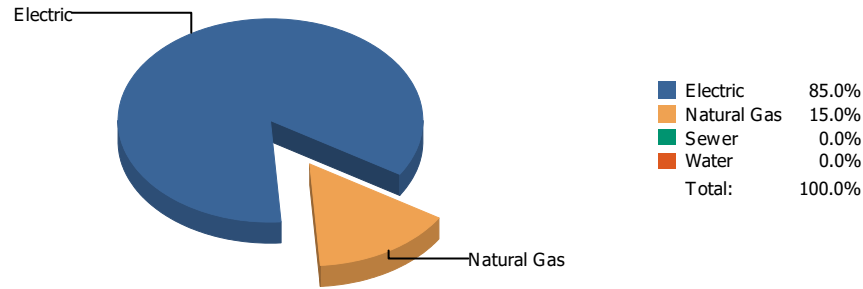


Cost

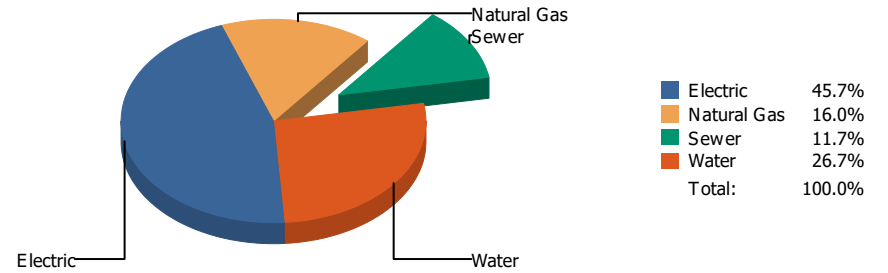


Commodity	Common Use	Energy Use	Energy Use / Area	Total Cost	Cost / Unit	Cost / Area
Place: [NIXON] L.A. NIXON 161 [BUILDING]						
Area: 76,873 SqFt						
Billing Period: May 2023						
ELECTRIC	25,800.00 kWh	88,030 KBtu	1.145 KBtu/SqFt	\$2,796.04	\$0.108 /kWh	\$0.036 /SqFt
NATURALGAS	203.00 CCF	20,909 KBtu	0.272 KBtu/SqFt	\$505.06	\$2.488 /CCF	\$0.007 /SqFt
SEWER	61.00 CCF			\$914.19	\$14.987 /CCF	\$0.012 /SqFt
WATER	770.00 CCF			\$6,893.50	\$8.953 /CCF	\$0.090 /SqFt
Totals:		108,939 KBtu	1.417 KBtu/SqFt	\$11,108.79		

Energy

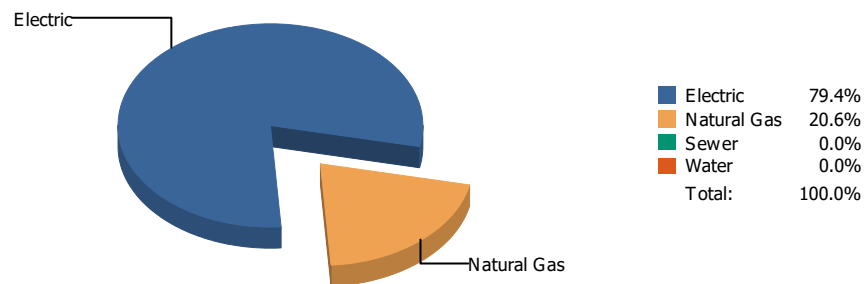


Cost

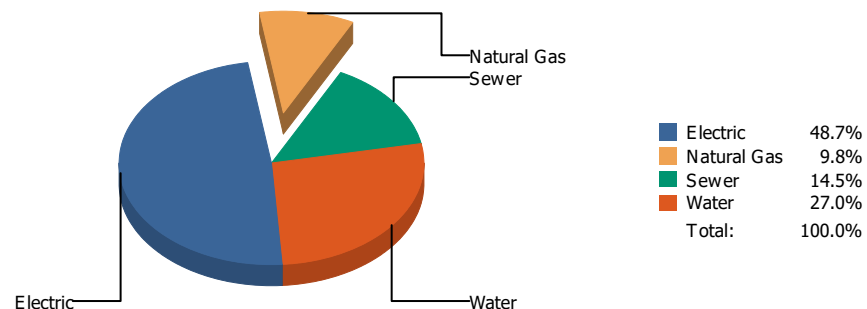


Commodity	Common Use	Energy Use	Energy Use / Area	Total Cost	Cost / Unit	Cost / Area
Place: [OCC-CTR] OCCUPATIONAL CTR. [BUILDING]						
Area: 11,845 SqFt						
Billing Period: May 2023						
ELECTRIC	6,500.00 kWh	22,178 KBtu	1.872 KBtu/SqFt	\$588.99	\$0.091 /kWh	\$0.050 /SqFt
NATURALGAS	38.00 CCF	3,914 KBtu	0.330 KBtu/SqFt	\$206.44	\$5.433 /CCF	\$0.017 /SqFt
SEWER	4.00 CCF			\$150.77	\$37.693 /CCF	\$0.013 /SqFt
WATER	53.00 CCF			\$343.97	\$6.490 /CCF	\$0.029 /SqFt
Totals:		26,092 KBtu	2.203 KBtu/SqFt	\$1,290.17		

Energy

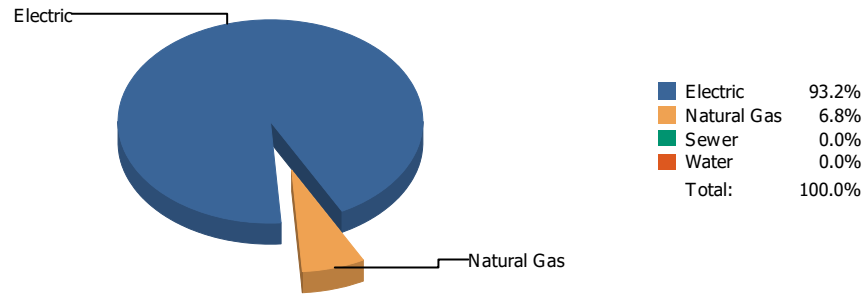


Cost

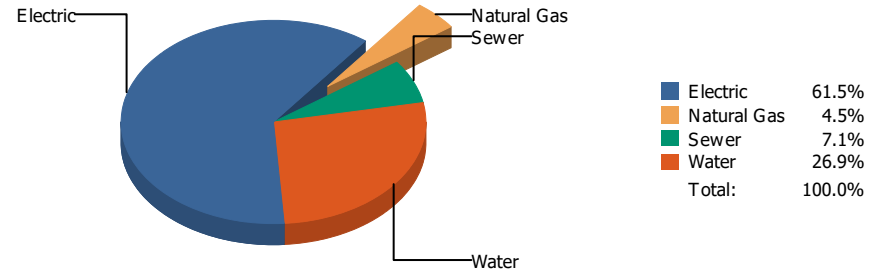


Commodity	Common Use	Energy Use	Energy Use / Area	Total Cost	Cost / Unit	Cost / Area
Place: [PARK] PARK 134 [BUILDING]						
Area: 63,609 SqFt						
Billing Period: May 2023						
ELECTRIC	23,688.00 kWh	80,823 KBtu	1.271 KBtu/SqFt	\$2,514.62	\$0.106 /kWh	\$0.039 /SqFt
NATURALGAS	203.00 CCF	20,909 KBtu	0.329 KBtu/SqFt	\$505.60	\$2.491 /CCF	\$0.008 /SqFt
SEWER	72.00 CCF			\$749.19	\$10.405 /CCF	\$0.012 /SqFt
WATER	167.00 CCF			\$1,391.56	\$8.333 /CCF	\$0.022 /SqFt
Totals:		101,732 KBtu	1.599 KBtu/SqFt	\$5,160.97		

Energy

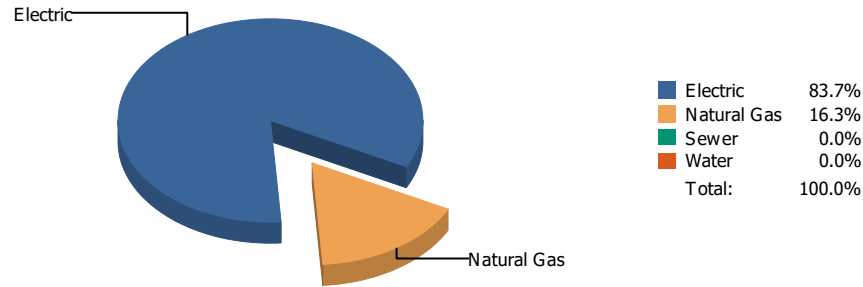


Cost

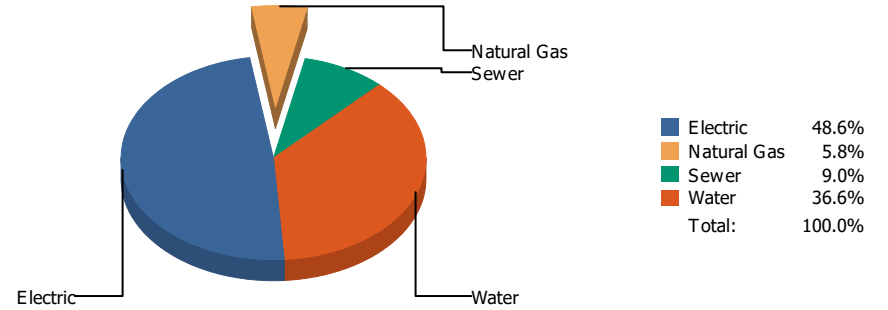


Commodity	Common Use	Energy Use	Energy Use / Area	Total Cost	Cost / Unit	Cost / Area
Place: [PAUL-MORENO_1] PAUL MORENO 167 [BUILDING]						
Area: 87,824 SqFt						
Billing Period: May 2023						
ELECTRIC	69,200.00 kWh	236,110 KBtu	2.688 KBtu/SqFt	\$6,567.33	\$0.095 /kWh	\$0.075 /SqFt
NATURALGAS	167.00 CCF	17,201 KBtu	0.196 KBtu/SqFt	\$478.93	\$2.868 /CCF	\$0.005 /SqFt
SEWER	65.00 CCF			\$758.62	\$11.671 /CCF	\$0.009 /SqFt
WATER	583.00 CCF			\$2,873.75	\$4.929 /CCF	\$0.032 /SqFt
Totals:		253,311 KBtu	2.884 KBtu/SqFt	\$10,678.63		

Energy

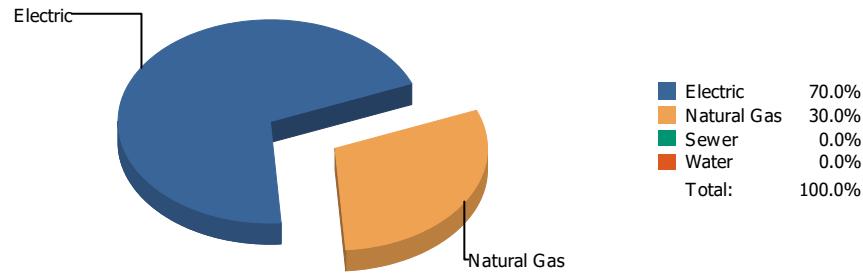


Cost

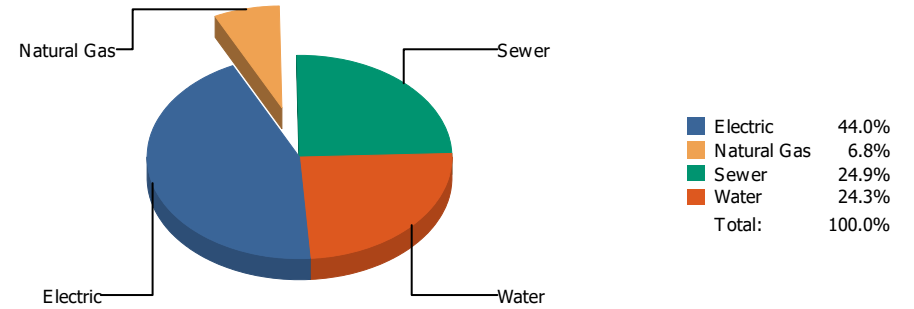


Commodity	Common Use	Energy Use	Energy Use / Area	Total Cost	Cost / Unit	Cost / Area
Place: [POLK] POLK 159 [BUILDING]						
Area: 67,321 SqFt						
Billing Period: May 2023						
ELECTRIC	39,300.00 kWh	134,092 KBtu	1.992 KBtu/SqFt	\$4,533.53	\$0.115 /kWh	\$0.067 /SqFt
NATURALGAS	253.00 CCF	26,059 KBtu	0.387 KBtu/SqFt	\$541.34	\$2.140 /CCF	\$0.008 /SqFt
SEWER	122.00 CCF			\$838.43	\$6.872 /CCF	\$0.012 /SqFt
WATER	486.00 CCF			\$3,411.98	\$7.021 /CCF	\$0.051 /SqFt
Totals:		160,151 KBtu	2.379 KBtu/SqFt	\$9,325.28		

Energy

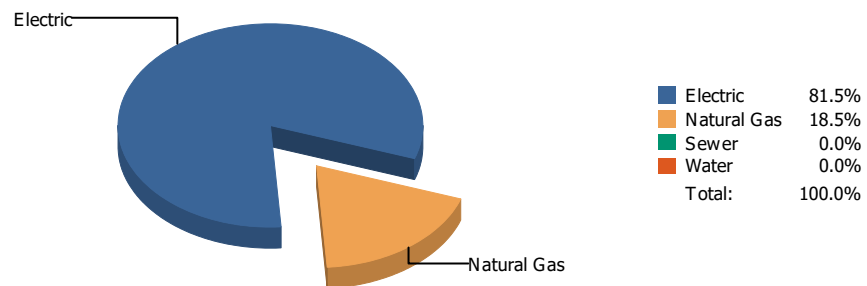


Cost

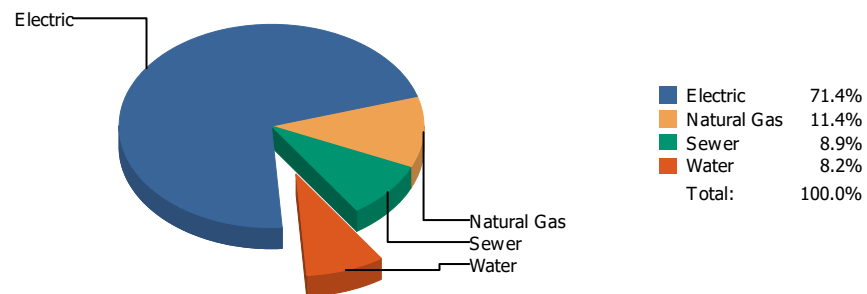


Commodity	Common Use	Energy Use	Energy Use / Area	Total Cost	Cost / Unit	Cost / Area
Place: [POWELL_2] POWELL 175 [BUILDING]						
Area: 79,770 SqFt						
Billing Period: May 2023						
ELECTRIC	49,560.00 kWh	169,099 KBtu	2.120 KBtu/SqFt	\$5,483.62	\$0.111 /kWh	\$0.069 /SqFt
NATURALGAS	704.00 CCF	72,512 KBtu	0.909 KBtu/SqFt	\$842.86	\$1.197 /CCF	\$0.010 /SqFt
SEWER	307.00 CCF			\$3,102.28	\$10.105 /CCF	\$0.039 /SqFt
WATER	340.00 CCF			\$3,027.98	\$8.906 /CCF	\$0.038 /SqFt
Totals:		241,611 KBtu	3.029 KBtu/SqFt	\$12,456.74		

Energy

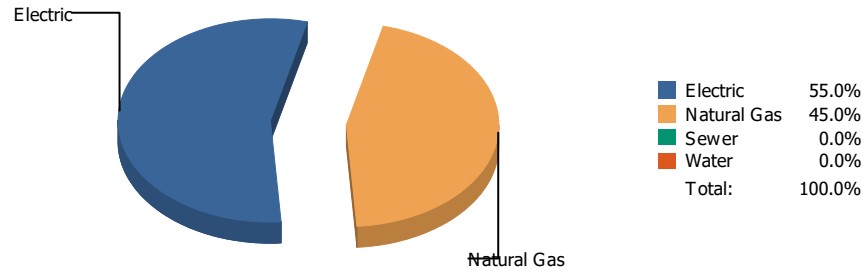


Cost

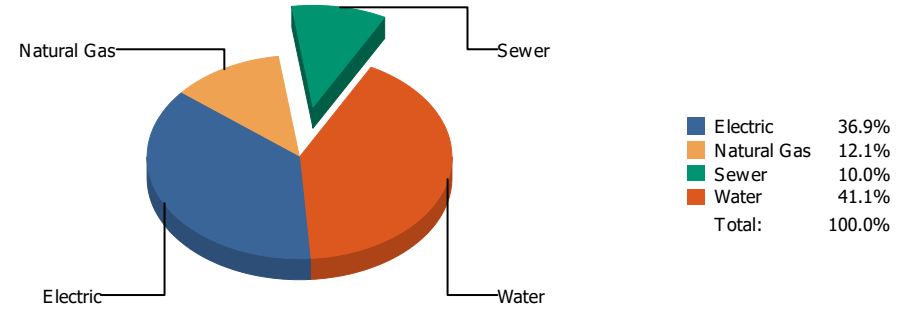


Commodity	Common Use	Energy Use	Energy Use / Area	Total Cost	Cost / Unit	Cost / Area
Place: [PROFESSIONAL-DEV] EPISD PROF DEVELOPMENT CENTER931 [BUILDING]						
Area: 18,400 SqFt						
Billing Period: May 2023						
ELECTRIC	12,360.00 kWh	42,172 KBtu	2.292 KBtu/SqFt	\$1,574.88	\$0.127 /kWh	\$0.086 /SqFt
NATURALGAS	93.00 CCF	9,579 KBtu	0.521 KBtu/SqFt	\$252.34	\$2.713 /CCF	\$0.014 /SqFt
SEWER	16.00 CCF			\$196.13	\$12.258 /CCF	\$0.011 /SqFt
WATER	14.00 CCF			\$181.86	\$12.990 /CCF	\$0.010 /SqFt
Totals:		51,751 KBtu	2.813 KBtu/SqFt	\$2,205.21		

Energy

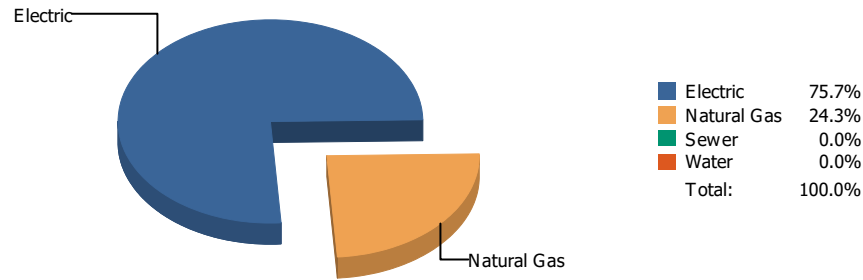


Cost

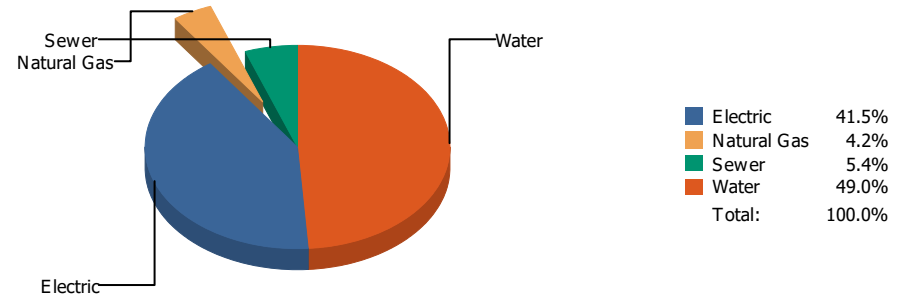


Commodity	Common Use	Energy Use	Energy Use / Area	Total Cost	Cost / Unit	Cost / Area
Place: [PUTNAM] PUTNAM 135 [BUILDING]						
Area: 61,978 SqFt						
Billing Period: May 2023						
ELECTRIC	22,492.00 kWh	76,743 KBtu	1.238 KBtu/SqFt	\$2,433.99	\$0.108 /kWh	\$0.039 /SqFt
NATURALGAS	610.00 CCF	62,830 KBtu	1.014 KBtu/SqFt	\$800.39	\$1.312 /CCF	\$0.013 /SqFt
SEWER	76.00 CCF			\$657.36	\$8.649 /CCF	\$0.011 /SqFt
WATER	336.00 CCF			\$2,711.12	\$8.069 /CCF	\$0.044 /SqFt
Totals:		139,573 KBtu	2.252 KBtu/SqFt	\$6,602.86		

Energy

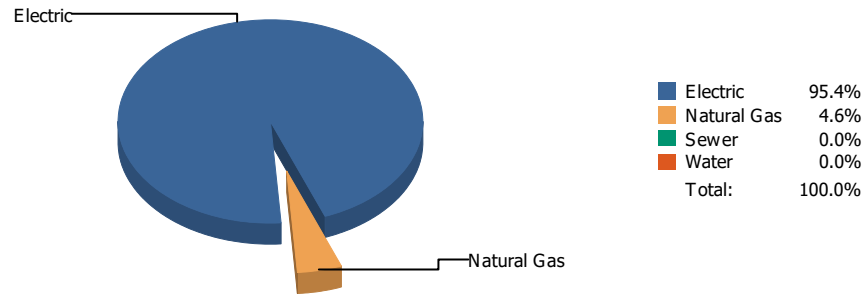


Cost

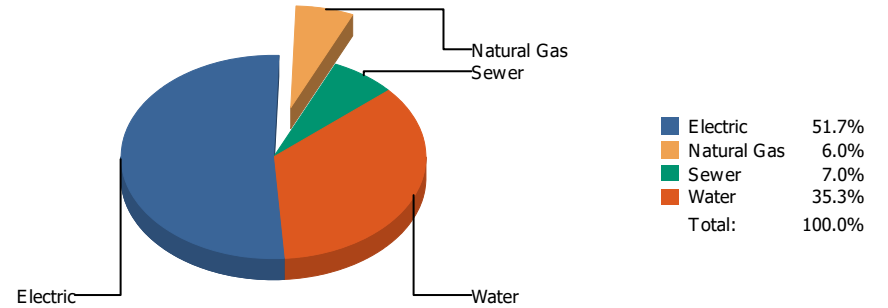


Commodity	Common Use	Energy Use	Energy Use / Area	Total Cost	Cost / Unit	Cost / Area
Place: [RICHARDS] RICHARDSON [BUILDING]						
Area: 115,872 SqFt						
Billing Period: May 2023						
ELECTRIC	64,500.00 kWh	220,074 KBtu	1.899 KBtu/SqFt	\$6,742.02	\$0.105 /kWh	\$0.058 /SqFt
NATURALGAS	685.00 CCF	70,555 KBtu	0.609 KBtu/SqFt	\$675.91	\$0.987 /CCF	\$0.006 /SqFt
SEWER	131.00 CCF			\$872.45	\$6.660 /CCF	\$0.008 /SqFt
WATER	1,720.00 CCF			\$7,968.10	\$4.633 /CCF	\$0.069 /SqFt
Totals:		290,629 KBtu	2.508 KBtu/SqFt	\$16,258.48		

Energy



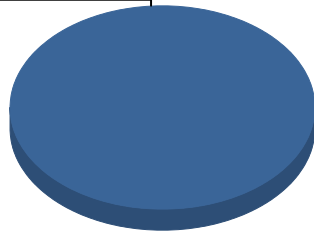
Cost



Commodity	Common Use	Energy Use	Energy Use / Area	Total Cost	Cost / Unit	Cost / Area
Place: [RIVERA] RIVERA 156 [BUILDING]						
Area: 77,562 SqFt						
Billing Period: May 2023						
ELECTRIC	31,597.00 kWh	107,809 KBtu	1.390 KBtu/SqFt	\$3,404.48	\$0.108 /kWh	\$0.044 /SqFt
NATURALGAS	51.00 CCF	5,253 KBtu	0.068 KBtu/SqFt	\$394.79	\$7.741 /CCF	\$0.005 /SqFt
SEWER	22.00 CCF			\$460.43	\$20.929 /CCF	\$0.006 /SqFt
WATER	320.00 CCF			\$2,320.36	\$7.251 /CCF	\$0.030 /SqFt
Totals:		113,062 KBtu	1.458 KBtu/SqFt	\$6,580.06		

Energy

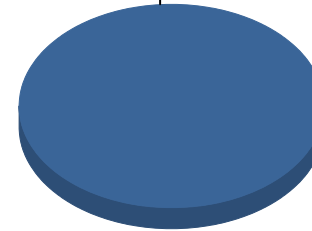
Electric



■ Electric 100.0%
Total: 100.0%

Cost

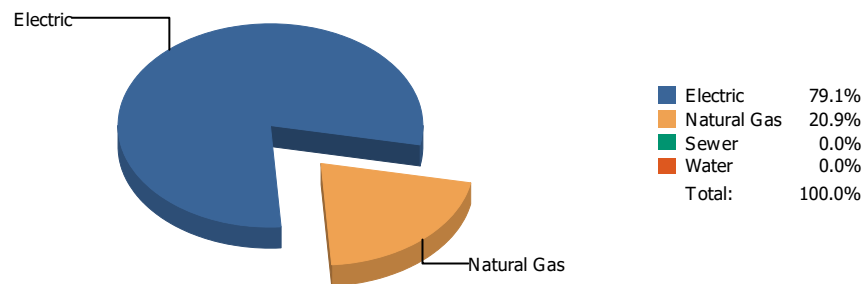
Electric



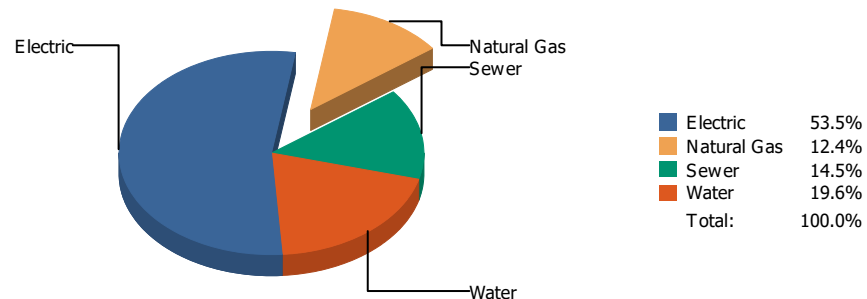
■ Electric 100.0%
Total: 100.0%

Commodity	Common Use	Energy Use	Energy Use / Area	Total Cost	Cost / Unit	Cost / Area
Place: [ROBERTS] ROBERTS 136 [BUILDING]						
Area: 81,457 SqFt						
Billing Period: May 2023						
ELECTRIC	5,900.00 kWh	20,131 KBtu	0.247 KBtu/SqFt	\$428.89	\$0.073 /kWh	\$0.005 /SqFt
Totals:		20,131 KBtu	0.247 KBtu/SqFt	\$428.89		

Energy

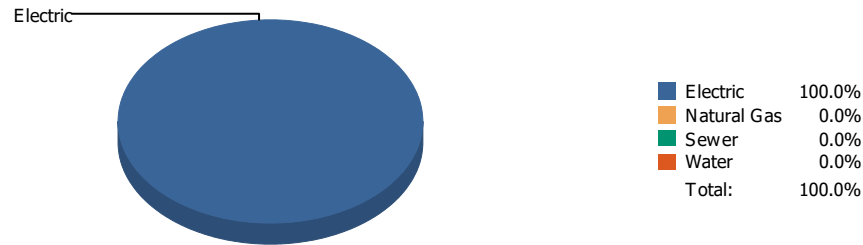


Cost

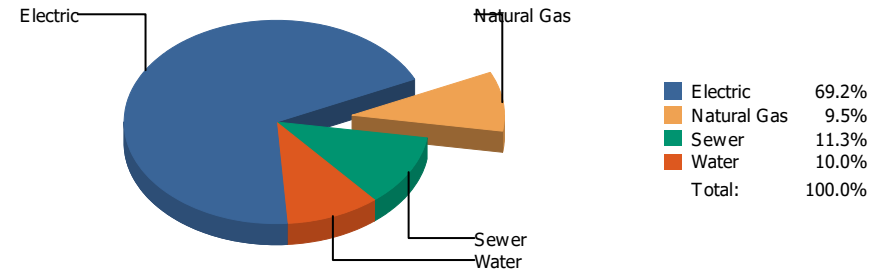


Commodity	Common Use	Energy Use	Energy Use / Area	Total Cost	Cost / Unit	Cost / Area
Place: [RUSK] RUSK 138 [BUILDING]						
Area: 67,240 SqFt						
Billing Period: May 2023						
ELECTRIC	17,824.00 kWh	60,815 KBtu	0.904 KBtu/SqFt	\$2,032.57	\$0.114 /kWh	\$0.030 /SqFt
NATURALGAS	156.00 CCF	16,068 KBtu	0.239 KBtu/SqFt	\$470.97	\$3.019 /CCF	\$0.007 /SqFt
SEWER	55.00 CCF			\$549.28	\$9.987 /CCF	\$0.008 /SqFt
WATER	111.00 CCF			\$746.50	\$6.725 /CCF	\$0.011 /SqFt
Totals:		76,883 KBtu	1.143 KBtu/SqFt	\$3,799.32		

Energy



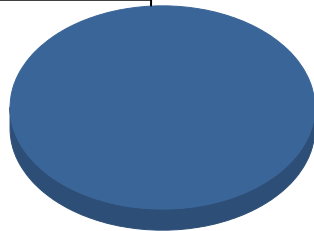
Cost



Commodity	Common Use	Energy Use	Energy Use / Area	Total Cost	Cost / Unit	Cost / Area
Place: [SAN-JAC] SAN JACINTO 139 [BUILDING]						
Area: 29,589 SqFt						
Billing Period: May 2023						
ELECTRIC	8,400.00 kWh	28,661 KBtu	0.969 KBtu/SqFt	\$1,305.94	\$0.155 /kWh	\$0.044 /SqFt
NATURALGAS	0.00 CCF	0 KBtu	0.000 KBtu/SqFt	\$178.89	\$0.000 /CCF	\$0.006 /SqFt
SEWER	11.00 CCF			\$212.27	\$19.297 /CCF	\$0.007 /SqFt
WATER	15.00 CCF			\$188.99	\$12.599 /CCF	\$0.006 /SqFt
Totals:		28,661 KBtu	0.969 KBtu/SqFt	\$1,886.09		

Energy

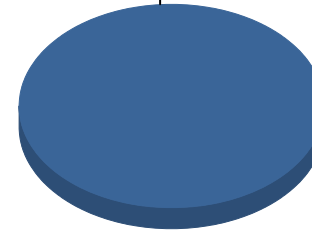
Electric



■ Electric 100.0%
Total: 100.0%

Cost

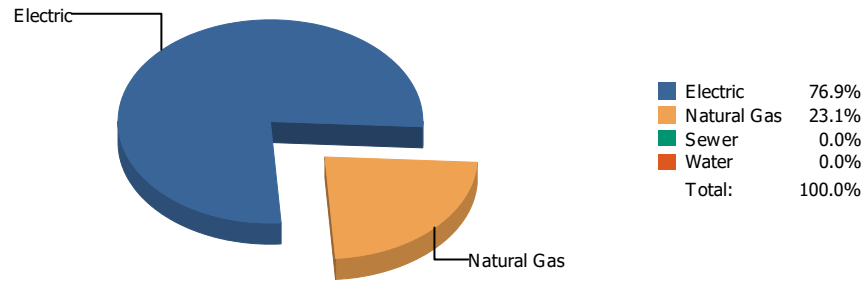
Electric



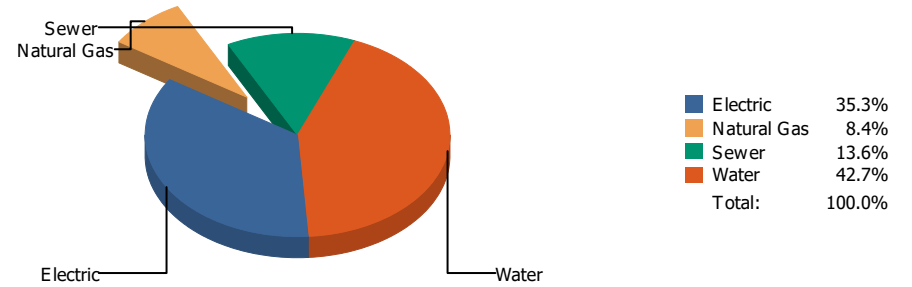
■ Electric 100.0%
Total: 100.0%

Commodity	Common Use	Energy Use	Energy Use / Area	Total Cost	Cost / Unit	Cost / Area
Place: [SCHUSTER] SCHUSTER 140 [BUILDING]						
Area: 34,371 SqFt						
Billing Period: May 2023						
ELECTRIC	80.00 kWh	273 KBtu	0.008 KBtu/SqFt	\$44.99	\$0.562 /kWh	\$0.001 /SqFt
Totals:		273 KBtu	0.008 KBtu/SqFt	\$44.99		

Energy

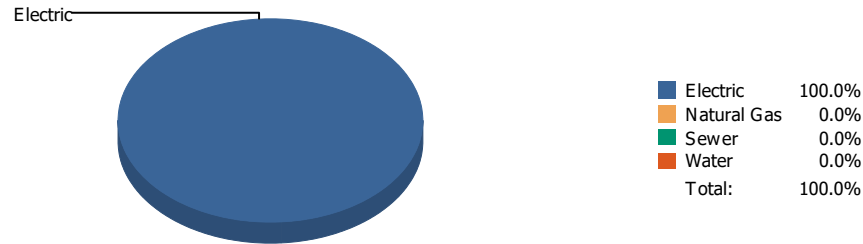


Cost

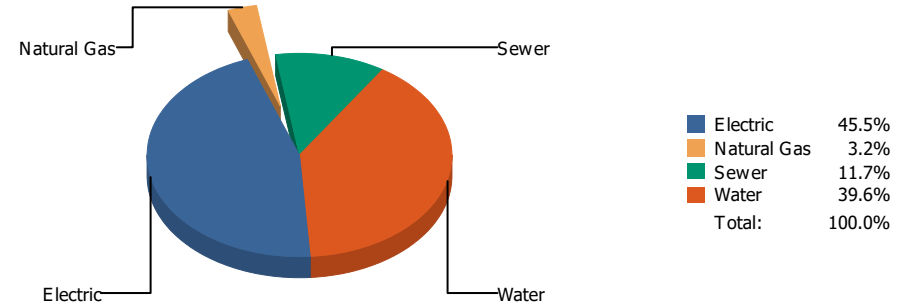


Commodity	Common Use	Energy Use	Energy Use / Area	Total Cost	Cost / Unit	Cost / Area
Place: [STANTON] STANTON 141 [BUILDING]						
Area: 75,957 SqFt						
Billing Period: May 2023						
ELECTRIC	16,446.00 kWh	56,114 KBtu	0.739 KBtu/SqFt	\$2,035.47	\$0.124 /kWh	\$0.027 /SqFt
NATURALGAS	164.00 CCF	16,892 KBtu	0.222 KBtu/SqFt	\$487.01	\$2.970 /CCF	\$0.006 /SqFt
SEWER	126.00 CCF			\$782.62	\$6.211 /CCF	\$0.010 /SqFt
WATER	419.00 CCF			\$2,461.49	\$5.875 /CCF	\$0.032 /SqFt
Totals:		73,006 KBtu	0.961 KBtu/SqFt	\$5,766.59		

Energy

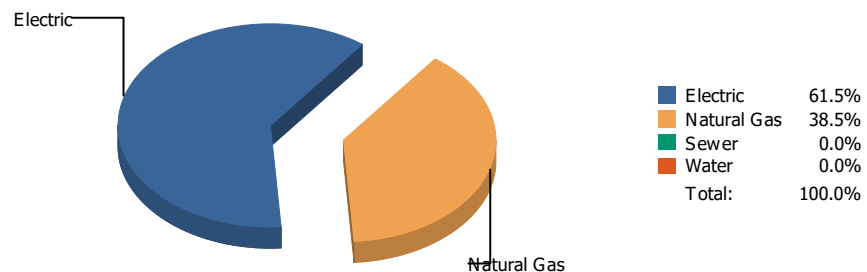


Cost

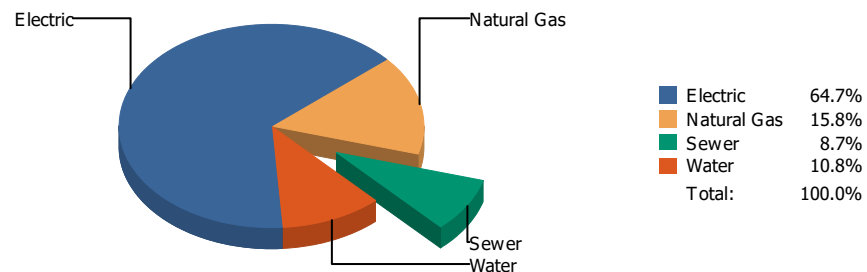


Commodity	Common Use	Energy Use	Energy Use / Area	Total Cost	Cost / Unit	Cost / Area
Place: [SUNRISEMOUNT] SUNRISE MOUNTAIN ELEMENTARY 150 [BUILDING]						
Area: 78,368 SqFt						
Billing Period: May 2023						
ELECTRIC	25,310.00 kWh	86,358 KBtu	1.102 KBtu/SqFt	\$2,543.38	\$0.100 /kWh	\$0.032 /SqFt
NATURALGAS	0.00 CCF	0 KBtu	0.000 KBtu/SqFt	\$178.89	\$0.000 /CCF	\$0.002 /SqFt
SEWER	38.00 CCF			\$656.56	\$17.278 /CCF	\$0.008 /SqFt
WATER	402.00 CCF			\$2,216.48	\$5.514 /CCF	\$0.028 /SqFt
Totals:		86,358 KBtu	1.102 KBtu/SqFt	\$5,595.31		

Energy

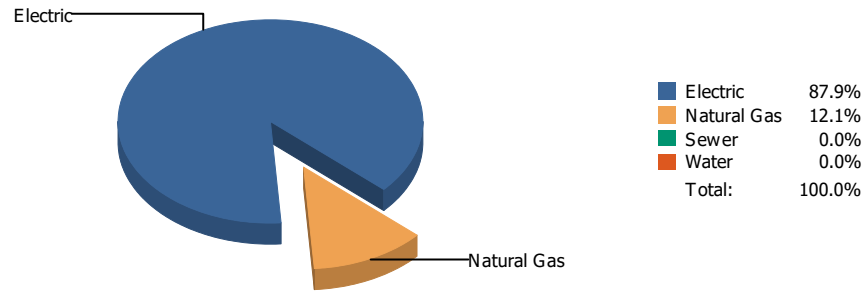


Cost

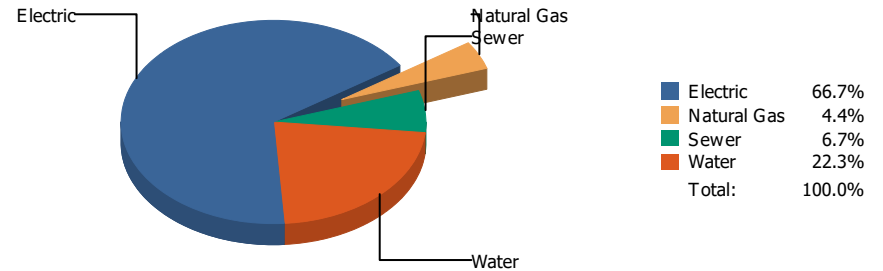


Commodity	Common Use	Energy Use	Energy Use / Area	Total Cost	Cost / Unit	Cost / Area
Place: [SUNSET-HIGH_1] TECHNOLOGY SERVICES [BUILDING]						
Area: 33,263 SqFt						
Billing Period: May 2023						
ELECTRIC	23,320.00 kWh	79,568 KBtu	2.392 KBtu/SqFt	\$2,164.12	\$0.093 /kWh	\$0.065 /SqFt
NATURALGAS	484.00 CCF	49,852 KBtu	1.499 KBtu/SqFt	\$530.21	\$1.095 /CCF	\$0.016 /SqFt
SEWER	32.00 CCF			\$291.65	\$9.114 /CCF	\$0.009 /SqFt
WATER	63.00 CCF			\$361.43	\$5.737 /CCF	\$0.011 /SqFt
Totals:		129,420 KBtu	3.891 KBtu/SqFt	\$3,347.41		

Energy

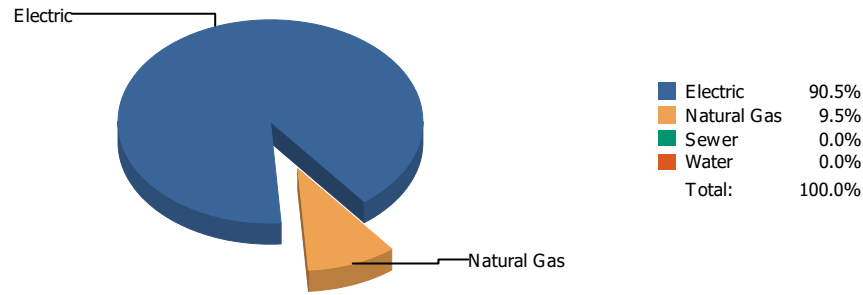


Cost

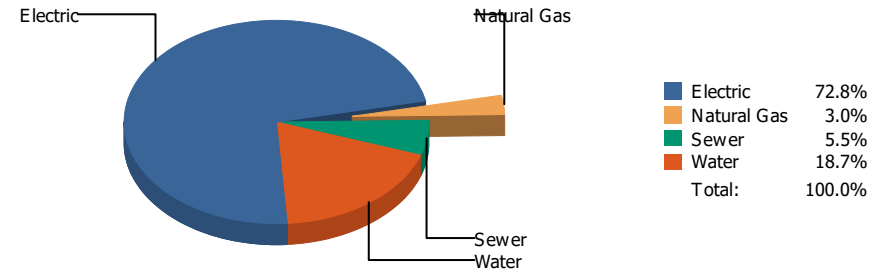


Commodity	Common Use	Energy Use	Energy Use / Area	Total Cost	Cost / Unit	Cost / Area
Place: [TIPPENELEMENTARY] TIPPIN ELEMENTARY 168 [BUILDING]						
Area: 88,360 SqFt						
Billing Period: May 2023						
ELECTRIC	62,880.00 kWh	214,547 KBtu	2.428 KBtu/SqFt	\$5,931.86	\$0.094 /kWh	\$0.067 /SqFt
NATURALGAS	288.00 CCF	29,664 KBtu	0.336 KBtu/SqFt	\$387.72	\$1.346 /CCF	\$0.004 /SqFt
SEWER	57.00 CCF			\$592.73	\$10.399 /CCF	\$0.007 /SqFt
WATER	314.00 CCF			\$1,987.43	\$6.329 /CCF	\$0.022 /SqFt
Totals:		244,211 KBtu	2.764 KBtu/SqFt	\$8,899.74		

Energy

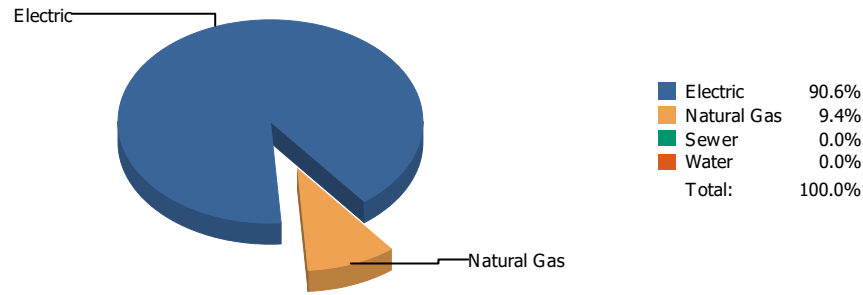


Cost

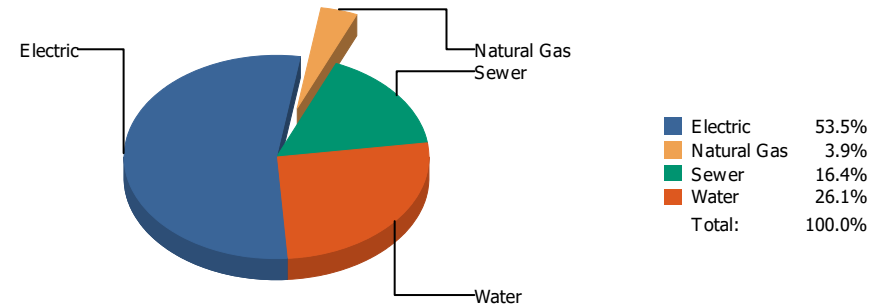


Commodity	Common Use	Energy Use	Energy Use / Area	Total Cost	Cost / Unit	Cost / Area
Place: [TOMLEA_2] TOM LEA 178 [BUILDING]						
Area: 88,828 SqFt						
Billing Period: May 2023						
ELECTRIC	70,280.00 kWh	239,795 KBtu	2.700 KBtu/SqFt	\$9,068.48	\$0.129 /kWh	\$0.102 /SqFt
NATURALGAS	244.00 CCF	25,132 KBtu	0.283 KBtu/SqFt	\$379.86	\$1.557 /CCF	\$0.004 /SqFt
SEWER	82.00 CCF			\$687.23	\$8.381 /CCF	\$0.008 /SqFt
WATER	335.00 CCF			\$2,323.79	\$6.937 /CCF	\$0.026 /SqFt
Totals:		264,927 KBtu	2.982 KBtu/SqFt	\$12,459.36		

Energy

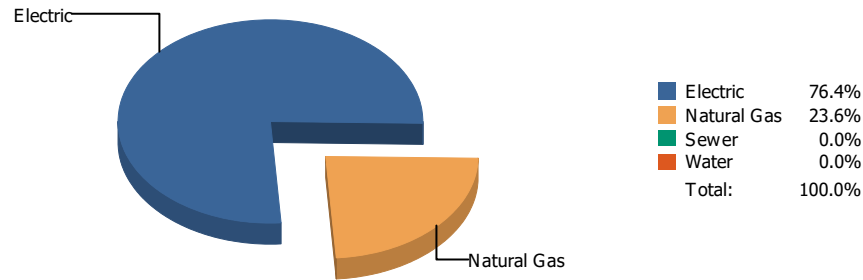


Cost

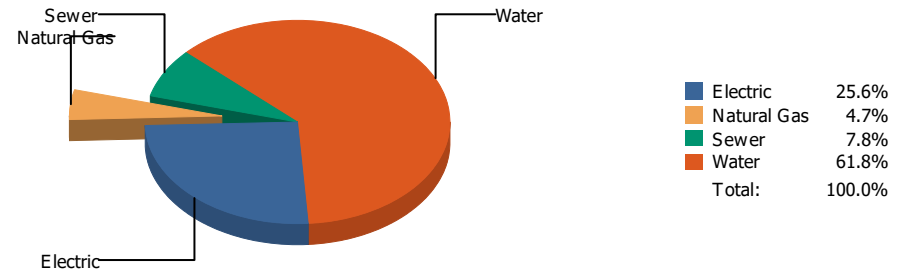


Commodity	Common Use	Energy Use	Energy Use / Area	Total Cost	Cost / Unit	Cost / Area
Place: [TORRES] TORRES 158 [BUILDING]						
Area: 59,142 SqFt						
Billing Period: May 2023						
ELECTRIC	52,640.00 kWh	179,608 KBtu	3.037 KBtu/SqFt	\$5,239.23	\$0.100 /kWh	\$0.089 /SqFt
NATURALGAS	180.00 CCF	18,540 KBtu	0.313 KBtu/SqFt	\$385.42	\$2.141 /CCF	\$0.007 /SqFt
SEWER	117.00 CCF			\$1,604.42	\$13.713 /CCF	\$0.027 /SqFt
WATER	438.00 CCF			\$2,559.46	\$5.844 /CCF	\$0.043 /SqFt
Totals:		198,148 KBtu	3.350 KBtu/SqFt	\$9,788.53		

Energy

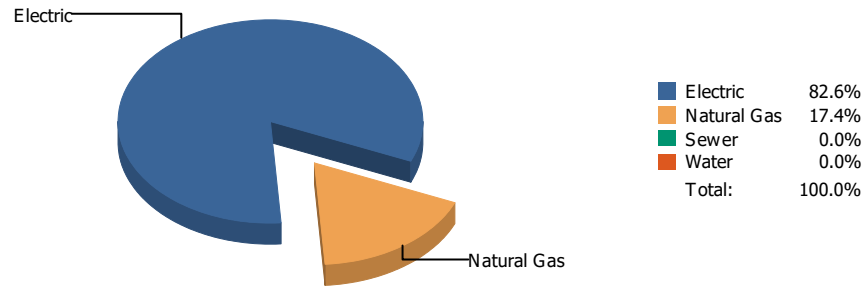


Cost

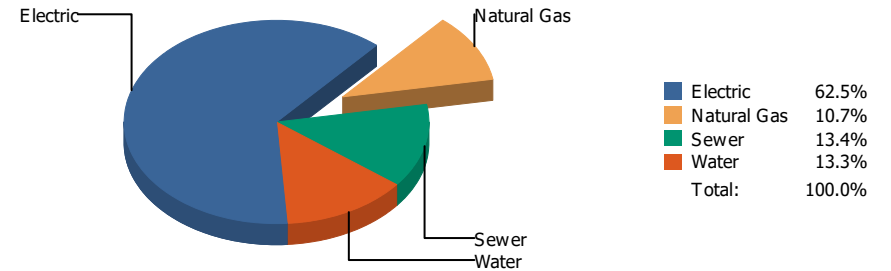


Commodity	Common Use	Energy Use	Energy Use / Area	Total Cost	Cost / Unit	Cost / Area
Place: [TRAVIS] TRAVIS 143 [BUILDING]						
Area: 78,925 SqFt						
Billing Period: May 2023						
ELECTRIC	17,523.00 kWh	59,788 KBtu	0.758 KBtu/SqFt	\$1,666.37	\$0.095 /kWh	\$0.021 /SqFt
NATURALGAS	179.00 CCF	18,437 KBtu	0.234 KBtu/SqFt	\$308.53	\$1.724 /CCF	\$0.004 /SqFt
SEWER	53.00 CCF			\$506.68	\$9.560 /CCF	\$0.006 /SqFt
WATER	754.00 CCF			\$4,019.58	\$5.331 /CCF	\$0.051 /SqFt
Totals:		78,225 KBtu	0.991 KBtu/SqFt	\$6,501.16		

Energy

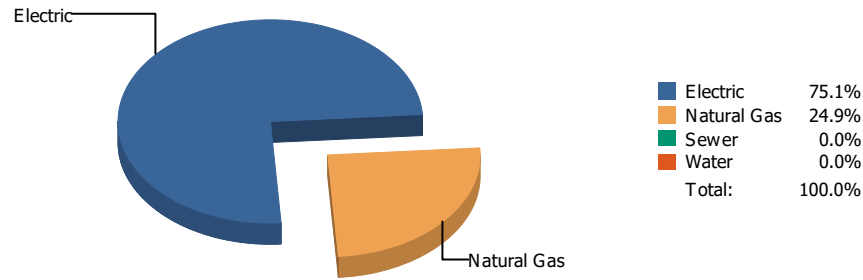


Cost

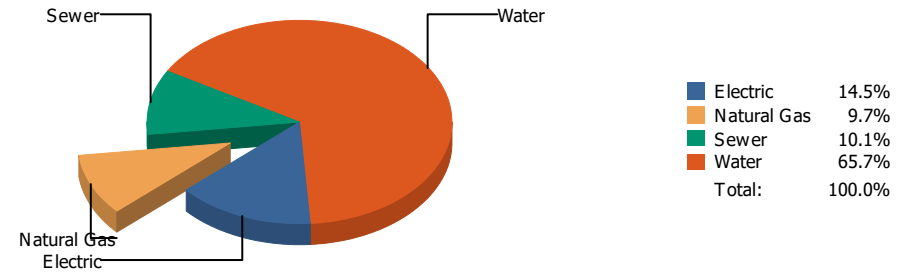


Commodity	Common Use	Energy Use	Energy Use / Area	Total Cost	Cost / Unit	Cost / Area
Place: [VILAS] VILAS 144 [BUILDING]						
Area: 66,992 SqFt						
Billing Period: May 2023						
ELECTRIC	31,810.00 kWh	108,536 KBtu	1.620 KBtu/SqFt	\$4,091.00	\$0.129 /kWh	\$0.061 /SqFt
NATURALGAS	222.00 CCF	22,866 KBtu	0.341 KBtu/SqFt	\$697.97	\$3.144 /CCF	\$0.010 /SqFt
SEWER	52.00 CCF			\$879.32	\$16.910 /CCF	\$0.013 /SqFt
WATER	98.00 CCF			\$872.62	\$8.904 /CCF	\$0.013 /SqFt
Totals:		131,402 KBtu	1.961 KBtu/SqFt	\$6,540.91		

Energy

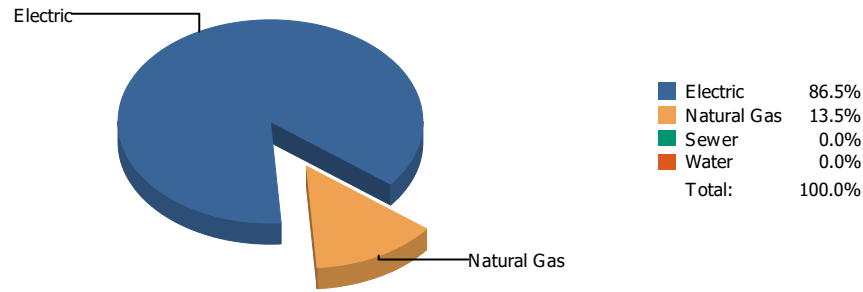


Cost

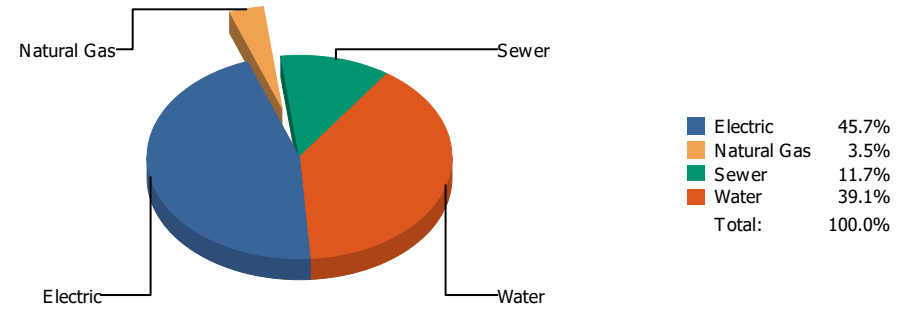


Commodity	Common Use	Energy Use	Energy Use / Area	Total Cost	Cost / Unit	Cost / Area
Place: [WAINWRIG] WAINWRIGHT 145 [BUILDING]						
Area: 38,227 SqFt						
Billing Period: May 2023						
ELECTRIC	6,203.00 kWh	21,165 KBtu	0.554 KBtu/SqFt	\$605.50	\$0.098 /kWh	\$0.016 /SqFt
NATURALGAS	68.00 CCF	7,004 KBtu	0.183 KBtu/SqFt	\$407.10	\$5.987 /CCF	\$0.011 /SqFt
SEWER	22.00 CCF			\$424.54	\$19.297 /CCF	\$0.011 /SqFt
WATER	333.00 CCF			\$2,750.89	\$8.261 /CCF	\$0.072 /SqFt
Totals:		28,169 KBtu	0.737 KBtu/SqFt	\$4,188.03		

Energy



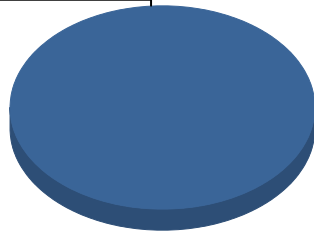
Cost



Commodity	Common Use	Energy Use	Energy Use / Area	Total Cost	Cost / Unit	Cost / Area
Place: [WALLY-HARTLEY-PK-8] WALLY HARTLEY PK-8 042 [BUILDING]						
Area: 131,497 SqFt						
Billing Period: May 2023						
ELECTRIC	90,676.00 kWh	309,387 KBtu	2.353 KBtu/SqFt	\$8,958.70	\$0.099 /kWh	\$0.068 /SqFt
NATURALGAS	467.00 CCF	48,101 KBtu	0.366 KBtu/SqFt	\$679.77	\$1.456 /CCF	\$0.005 /SqFt
SEWER	356.00 CCF			\$2,304.03	\$6.472 /CCF	\$0.017 /SqFt
WATER	1,187.00 CCF			\$7,677.99	\$6.468 /CCF	\$0.058 /SqFt
Totals:		357,488 KBtu	2.719 KBtu/SqFt	\$19,620.49		

Energy

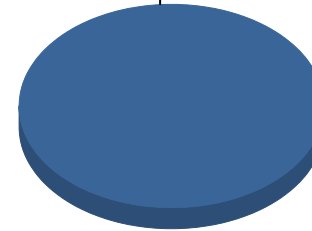
Electric



■ Electric 100.0%
Total: 100.0%

Cost

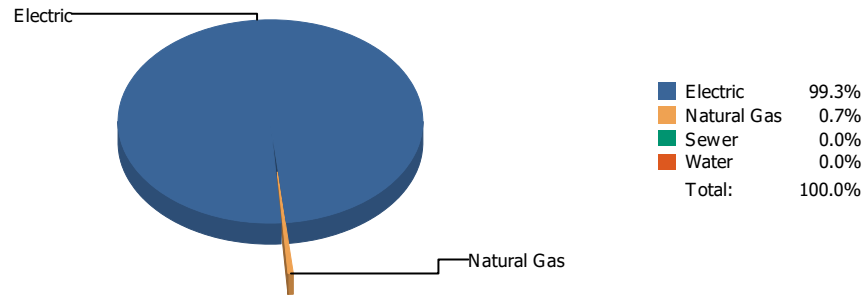
Electric



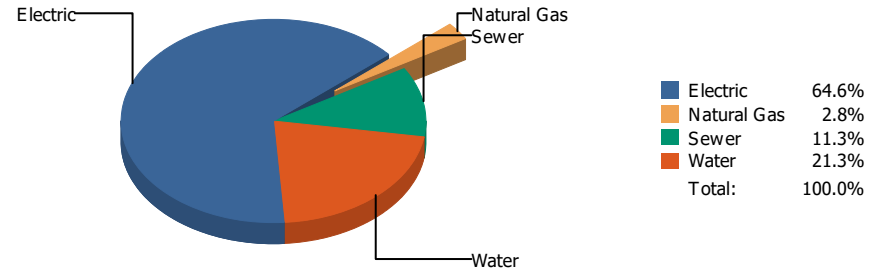
■ Electric 100.0%
Total: 100.0%

Commodity	Common Use	Energy Use	Energy Use / Area	Total Cost	Cost / Unit	Cost / Area
Place: [WESTSIDE] WESTSIDE TRANSPORTATION 951 [BUILDING]						
Area: 4,040 SqFt						
Billing Period: May 2023						
ELECTRIC	2,617.00 kWh	8,929 KBtu	2.210 KBtu/SqFt	\$314.99	\$0.120 /kWh	\$0.078 /SqFt
Totals:		8,929 KBtu	2.210 KBtu/SqFt	\$314.99		

Energy

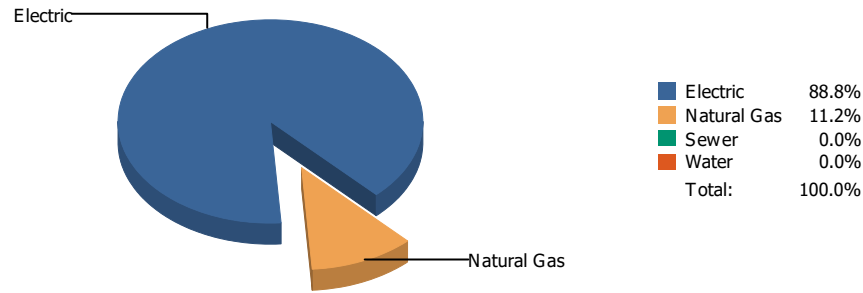


Cost

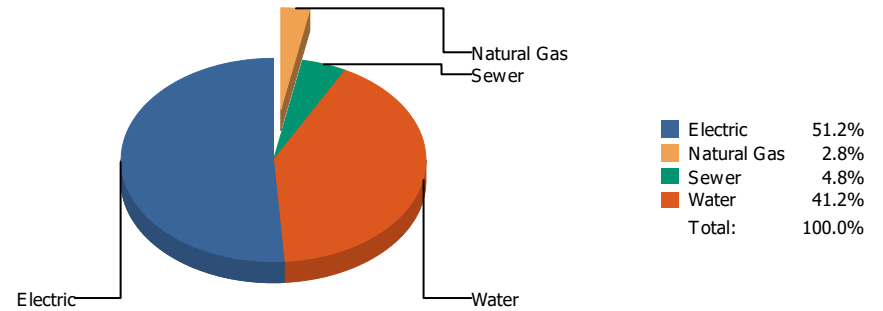


Commodity	Common Use	Energy Use	Energy Use / Area	Total Cost	Cost / Unit	Cost / Area
Place: [W-HILLS] WESTERN HILLS 146 [BUILDING]						
Area: 77,753 SqFt						
Billing Period: May 2023						
ELECTRIC	39,600.00 kWh	135,115 KBtu	1.738 KBtu/SqFt	\$4,311.22	\$0.109 /kWh	\$0.055 /SqFt
NATURALGAS	9.00 CCF	927 KBtu	0.012 KBtu/SqFt	\$185.42	\$20.602 /CCF	\$0.002 /SqFt
SEWER	46.00 CCF			\$754.96	\$16.412 /CCF	\$0.010 /SqFt
WATER	108.00 CCF			\$1,421.96	\$13.166 /CCF	\$0.018 /SqFt
Totals:		136,042 KBtu	1.750 KBtu/SqFt	\$6,673.56		

Energy

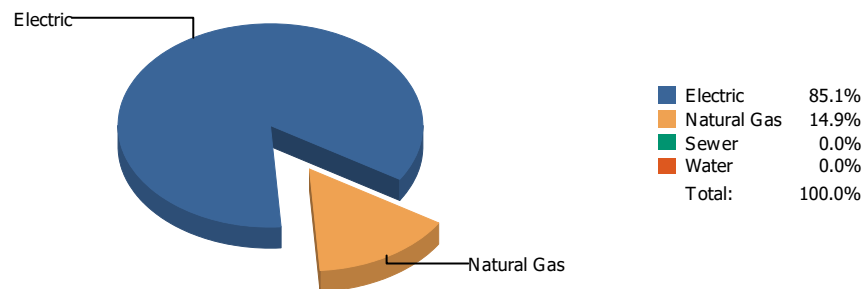


Cost

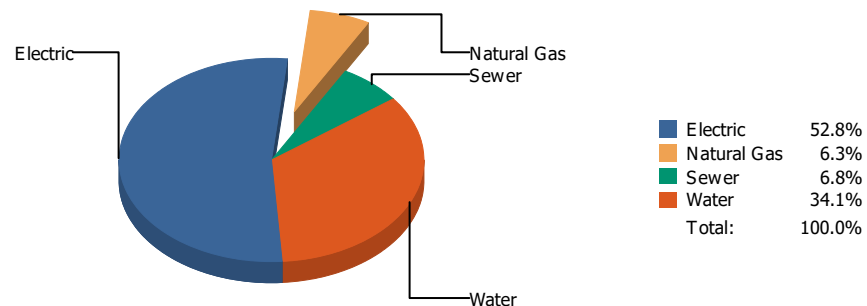


Commodity	Common Use	Energy Use	Energy Use / Area	Total Cost	Cost / Unit	Cost / Area
Place: [WHITAKER] WHITAKER 153 [BUILDING]						
Area: 89,458 SqFt						
Billing Period: May 2023						
ELECTRIC	60,000.00 kWh	204,720 KBtu	2.288 KBtu/SqFt	\$6,901.97	\$0.115 /kWh	\$0.077 /SqFt
NATURALGAS	251.00 CCF	25,853 KBtu	0.289 KBtu/SqFt	\$377.09	\$1.502 /CCF	\$0.004 /SqFt
SEWER	25.00 CCF			\$642.46	\$25.698 /CCF	\$0.007 /SqFt
WATER	1,257.00 CCF			\$5,549.01	\$4.414 /CCF	\$0.062 /SqFt
Totals:		230,573 KBtu	2.577 KBtu/SqFt	\$13,470.53		

Energy

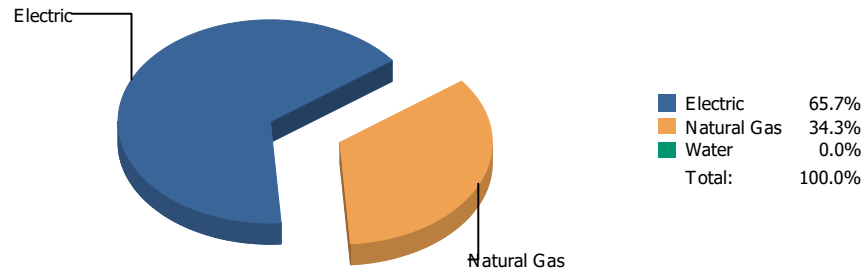


Cost

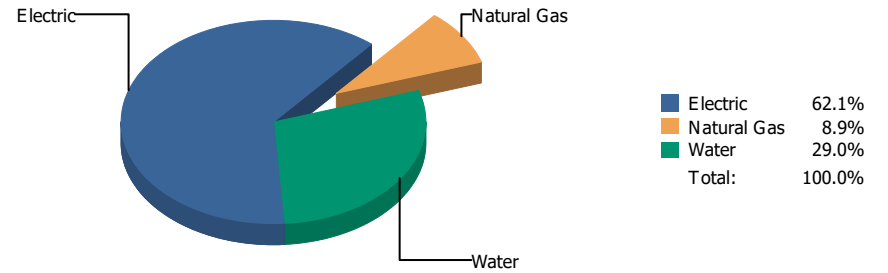


Commodity	Common Use	Energy Use	Energy Use / Area	Total Cost	Cost / Unit	Cost / Area
Place: [WHITE] ZACH WHITE ELEMENTARY NEW-1997 [BUILDING]						
Area: 92,458 SqFt						
Billing Period: May 2023						
ELECTRIC	40,200.00 kWh	137,162 KBtu	1.484 KBtu/SqFt	\$4,408.16	\$0.110 /kWh	\$0.048 /SqFt
NATURALGAS	233.00 CCF	23,999 KBtu	0.260 KBtu/SqFt	\$527.00	\$2.262 /CCF	\$0.006 /SqFt
SEWER	60.00 CCF			\$568.18	\$9.470 /CCF	\$0.006 /SqFt
WATER	611.00 CCF			\$2,846.03	\$4.658 /CCF	\$0.031 /SqFt
Totals:		161,161 KBtu	1.743 KBtu/SqFt	\$8,349.37		

Energy

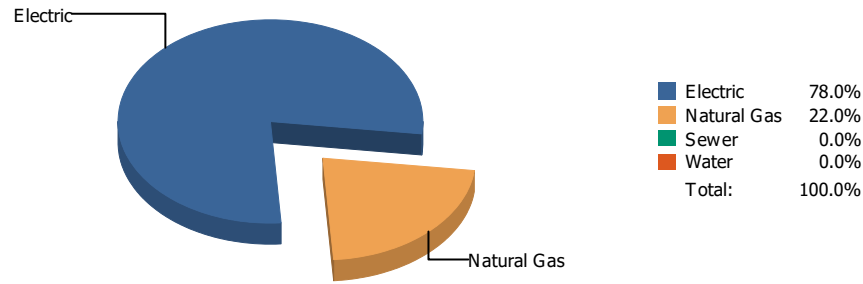


Cost

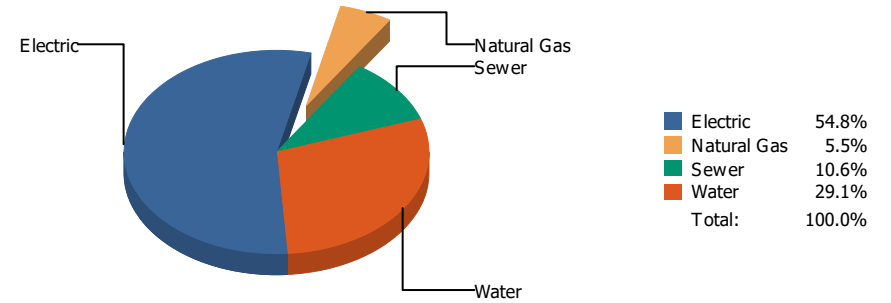


Commodity	Common Use	Energy Use	Energy Use / Area	Total Cost	Cost / Unit	Cost / Area
Place: [WIGGS] WIGGS 052 [BUILDING]						
Area: 110,689 SqFt						
Billing Period: May 2023						
ELECTRIC	35,320.00 kWh	120,512 KBtu	1.089 KBtu/SqFt	\$4,347.24	\$0.123 /kWh	\$0.039 /SqFt
NATURALGAS	610.00 CCF	62,830 KBtu	0.568 KBtu/SqFt	\$621.50	\$1.019 /CCF	\$0.006 /SqFt
WATER	414.00 CCF			\$2,027.79	\$4.898 /CCF	\$0.018 /SqFt
Totals:		183,342 KBtu	1.656 KBtu/SqFt	\$6,996.53		

Energy



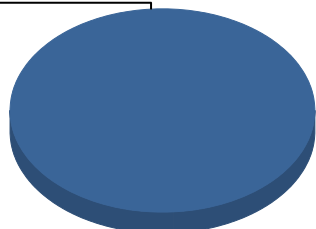
Cost



Commodity	Common Use	Energy Use	Energy Use / Area	Total Cost	Cost / Unit	Cost / Area
Place: [YOUNG/WOMENS/ACADEMY/1] YOUNG WOMENS ACADEMY [BUILDING]						
Area: 133,779 SqFt						
Billing Period: May 2023						
ELECTRIC	69,000.00 kWh	235,428 KBtu	1.760 KBtu/SqFt	\$6,400.62	\$0.093 /kWh	\$0.048 /SqFt
NATURALGAS	645.00 CCF	66,435 KBtu	0.497 KBtu/SqFt	\$646.87	\$1.003 /CCF	\$0.005 /SqFt
SEWER	173.00 CCF			\$1,235.02	\$7.139 /CCF	\$0.009 /SqFt
WATER	668.00 CCF			\$3,403.47	\$5.095 /CCF	\$0.025 /SqFt
Totals:		301,863 KBtu	2.256 KBtu/SqFt	\$11,685.98		

Energy

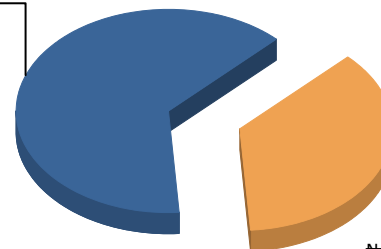
Electric



■ Electric	100.0%
■ Natural Gas	0.0%
Total:	100.0%

Cost

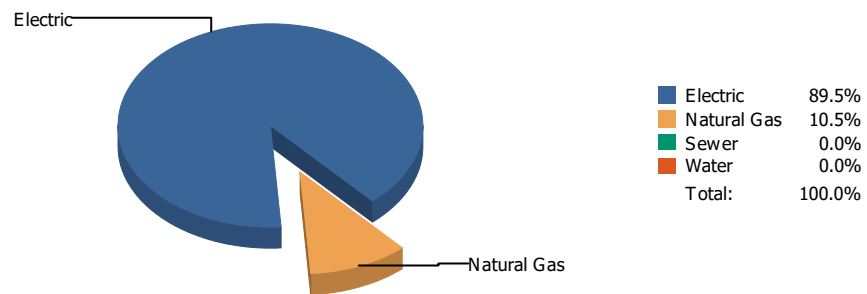
Electric



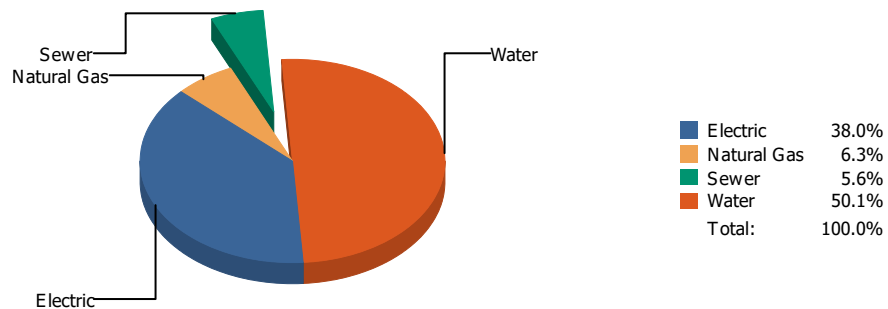
■ Electric	63.6%
■ Natural Gas	36.4%
Total:	100.0%

Commodity	Common Use	Energy Use	Energy Use / Area	Total Cost	Cost / Unit	Cost / Area
Place: [ZANEGREYWAREHOUSE] ZANE GREY WAREHOUSE [BUILDING]						
Area: 0 SqFt						
Billing Period: May 2023						
ELECTRIC	2,322.00 kWh	7,923 KBtu		\$375.78	\$0.162 /kWh	
NATURALGAS	0.00 CCF	0 KBtu		\$215.04	\$0.000 /CCF	
Totals:		7,923 KBtu		\$590.82		

Energy



Cost



Commodity	Common Use	Energy Use	Energy Use / Area	Total Cost	Cost / Unit	Cost / Area
Place: [ZAVALA] ZAVALA 148 [BUILDING]						
Area: 53,356 SqFt						
Billing Period: May 2023						
ELECTRIC	20,994.00 kWh	71,632 KBtu	1.343 KBtu/SqFt	\$1,919.77	\$0.091 /kWh	\$0.036 /SqFt
NATURALGAS	82.00 CCF	8,446 KBtu	0.158 KBtu/SqFt	\$319.03	\$3.891 /CCF	\$0.006 /SqFt
SEWER	29.00 CCF			\$280.31	\$9.666 /CCF	\$0.005 /SqFt
WATER	355.00 CCF			\$2,527.53	\$7.120 /CCF	\$0.047 /SqFt
Totals:		80,078 KBtu	1.501 KBtu/SqFt	\$5,046.64		

Requested by: eagarci2

Client version:

Report version: 9

Filters: Meters in Building Name: Not one of ZACH WHITE MODULAR SCHOOL 147;START SCHOOL EARLY 1 DAY VALUE;STADIUM RATE CHANGES;SKY PARK IB1;SKY PARK I 200;SKY PARK;ROOSEVELT 137;REMCON COTTAGES;PARKDALE COTTAGES 957;NORTHEAST BOOK DEPOSITORY 814;NEW COMPUTERS SINCE JUNE 1990;Lighting;CANYON HILLS PORTABLES;Butterfield Trail Warehouse;BRANON COTTAGES 955;BLUE FLAME BLDG.;BARCELONA COTTAGES;ALL REFUNDS AND REBATES; ; Bill is Void Equals 0; Account is Active Equals 1; Bill is from External Vendor Equals 1; ; Billing Period Equals May 2023

Record count: 0