

# elpaso

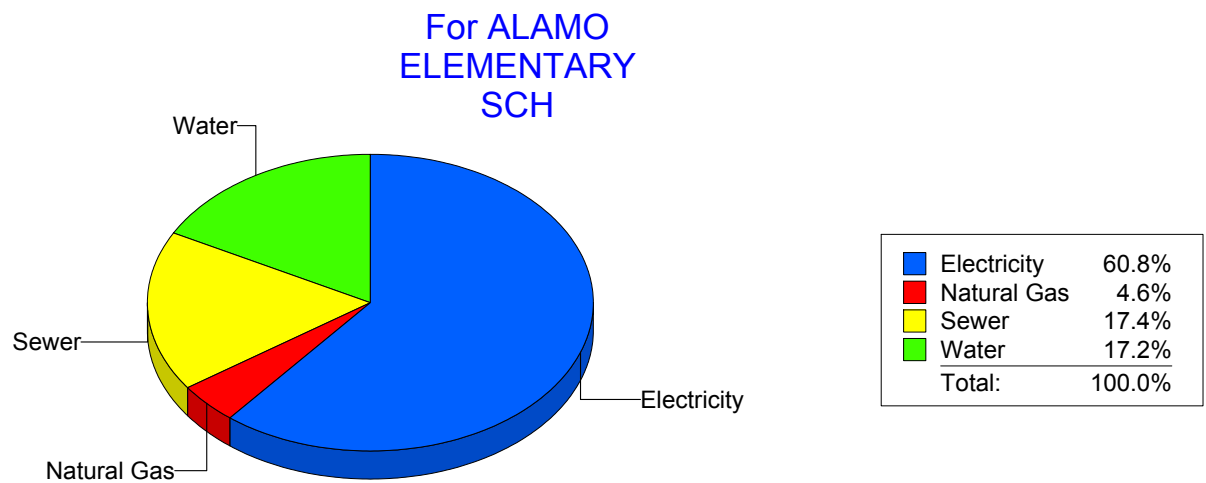
Energy CAP

Cost Avoidance Program

## Cost Summary Graph

Grouped by Energy Type

Energy Type	Use	Units	Meter Cost	Special Charges	Total Cost	Avg Unit Cost	% of Total Cost
Site: ALAMO ELEMENTARY SCH - ALAMO ELEMENTARY SCH							
Electricity	2,750 KWH		\$444.17	\$0.00	\$444.17	0.1615	60.84%
Natural Gas	0 CCF		\$33.38	\$0.00	\$33.38	0.0000	4.57%
Water	0 CCF		\$125.26	\$0.00	\$125.26	0.0000	17.16%
Sewer	3 CCF		\$127.29	\$0.00	\$127.29	42.4300	17.43%
Total Cost:			\$730.10	\$0.00	\$730.10		



Filters: Cost Center Name Not One Of DoNotReport; Site Name Not One Of DoNotReport; Billing Period Equal To 200905

# elpaso

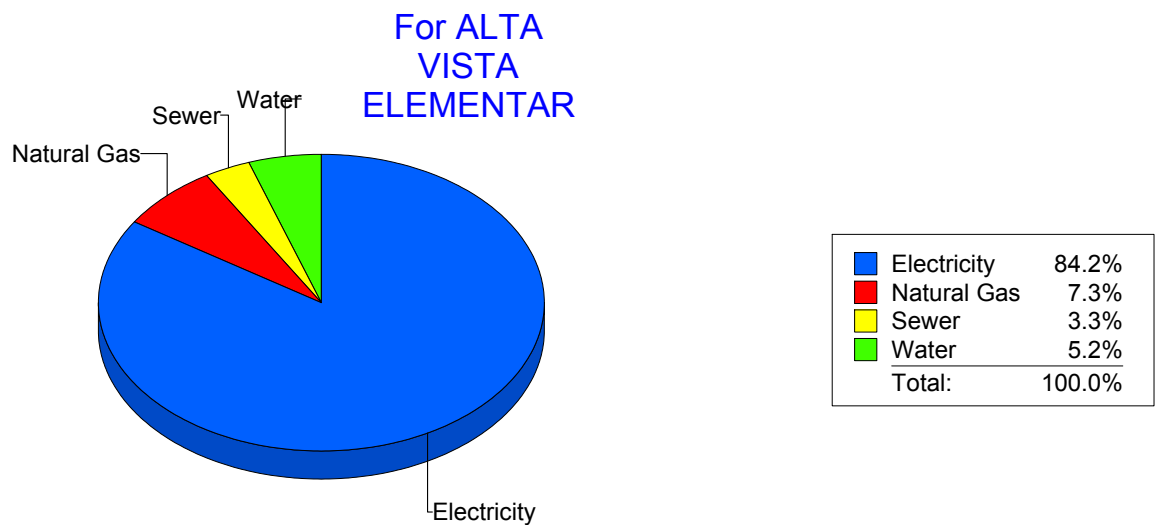
Energy CAP

Cost Avoidance Program

## Cost Summary Graph

Grouped by Energy Type

Energy Type	Use	Units	Meter Cost	Special Charges	Total Cost	Avg Unit Cost	% of Total Cost
Site: ALTA VISTA ELEMENTAR - ALTA VISTA ELEMENTAR							
Electricity	35,550	KWH	\$4,527.08	\$0.00	\$4,527.08	0.1273	84.18%
Natural Gas	608	CCF	\$394.20	\$0.00	\$394.20	0.6484	7.33%
Water	149	CCF	\$278.68	\$0.00	\$278.68	1.8703	5.18%
Sewer	91	CCF	\$177.81	\$0.00	\$177.81	1.9540	3.31%
Total Cost:			\$5,377.77	\$0.00	\$5,377.77		



Filters: Cost Center Name Not One Of DoNotReport; Site Name Not One Of DoNotReport; Billing Period Equal To 200905

# elpaso

Energy CAP

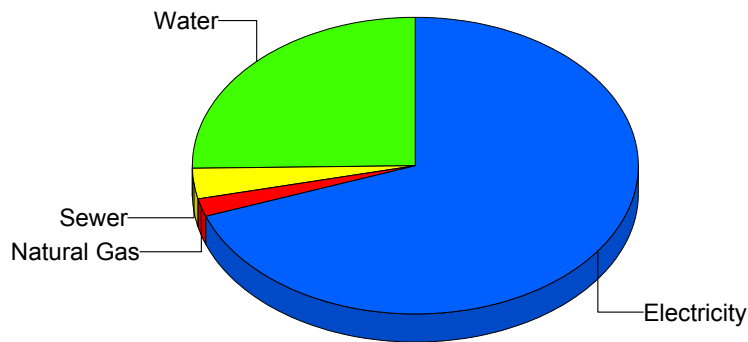
Cost Avoidance Program

## Cost Summary Graph

Grouped by Energy Type

Energy Type	Use	Units	Meter Cost	Special Charges	Total Cost	Avg Unit Cost	% of Total Cost
Site: ANDRESS HIGH SCHOOL - ANDRESS HIGH SCHOOL							
Electricity	198,125	KWH	\$21,838.91	\$0.00	\$21,838.91	0.1102	69.46%
Natural Gas	968	CCF	\$624.86	\$0.00	\$624.86	0.6455	1.99%
Water	2,690	CCF	\$7,919.09	\$0.00	\$7,919.09	2.9439	25.19%
Sewer	724	CCF	\$1,057.09	\$0.00	\$1,057.09	1.4601	3.36%
Total Cost:			\$31,439.95	\$0.00	\$31,439.95		

For ANDRESS  
HIGH SCHOOL



Electricity	69.5%
Natural Gas	2.0%
Sewer	3.4%
Water	25.2%
Total:	100.0%

Filters: Cost Center Name Not One Of DoNotReport; Site Name Not One Of DoNotReport; Billing Period Equal To 200905

# elpaso

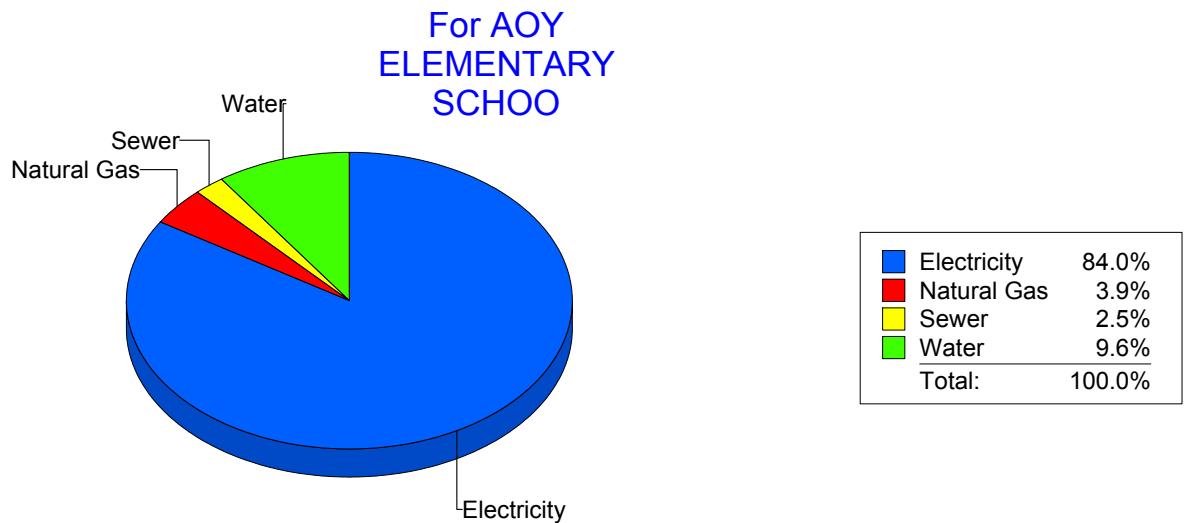
Energy CAP

Cost Avoidance Program

## Cost Summary Graph

Grouped by Energy Type

Energy Type	Use	Units	Meter Cost	Special Charges	Total Cost	Avg Unit Cost	% of Total Cost
Site: AOY ELEMENTARY SCHOO - AOY ELEMENTARY SCHOO							
Electricity	95,859	KWH	\$11,856.82	\$0.00	\$11,856.82	0.1237	83.97%
Natural Gas	903	CCF	\$557.56	\$0.00	\$557.56	0.6175	3.95%
Water	334	CCF	\$1,353.78	\$0.00	\$1,353.78	4.0532	9.59%
Sewer	71	CCF	\$351.60	\$0.00	\$351.60	4.9521	2.49%
Total Cost:			\$14,119.76	\$0.00	\$14,119.76		



Filters: Cost Center Name Not One Of DoNotReport; Site Name Not One Of DoNotReport; Billing Period Equal To 200905

# elpaso

Energy CAP

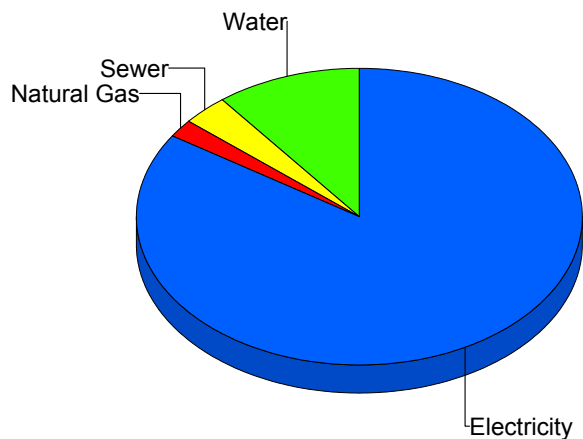
Cost Avoidance Program

## Cost Summary Graph

Grouped by Energy Type

Energy Type	Use	Units	Meter Cost	Special Charges	Total Cost	Avg Unit Cost	% of Total Cost
Site: AUSTIN HIGH SCHOOL - AUSTIN HIGH SCHOOL							
Electricity	260,173	KWH	\$27,438.92	\$0.00	\$27,438.92	0.1055	84.26%
Natural Gas	917	CCF	\$596.97	\$0.00	\$596.97	0.6510	1.83%
Water	1,232	CCF	\$3,423.22	\$0.00	\$3,423.22	2.7786	10.51%
Sewer	438	CCF	\$1,104.64	\$0.00	\$1,104.64	2.5220	3.39%
Total Cost:			\$32,563.75	\$0.00	\$32,563.75		

For AUSTIN  
HIGH SCHOOL



Electricity	84.3%
Natural Gas	1.8%
Sewer	3.4%
Water	10.5%
Total:	100.0%

Filters: Cost Center Name Not One Of DoNotReport; Site Name Not One Of DoNotReport; Billing Period Equal To 200905

# elpaso

Energy CAP

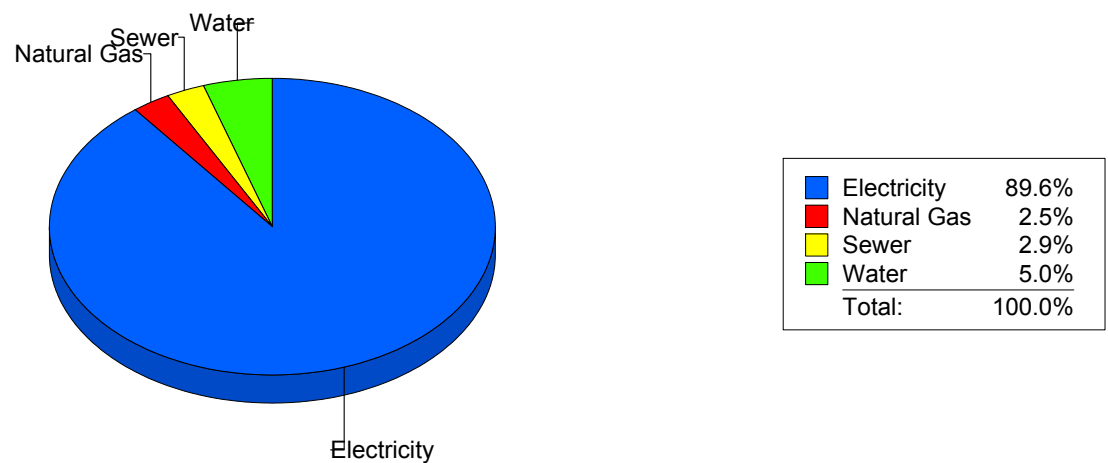
Cost Avoidance Program

## Cost Summary Graph

Grouped by Energy Type

Energy Type	Use	Units	Meter Cost	Special Charges	Total Cost	Avg Unit Cost	% of Total Cost
Site: BARRON - BARRON							
Electricity	85,215	KWH	\$10,294.34	\$0.00	\$10,294.34	0.1208	89.55%
Natural Gas	419	CCF	\$291.38	\$0.00	\$291.38	0.6954	2.53%
Water	132	CCF	\$578.07	\$0.00	\$578.07	4.3793	5.03%
Sewer	76	CCF	\$331.71	\$0.00	\$331.71	4.3646	2.89%
Total Cost:			\$11,495.50	\$0.00	\$11,495.50		

For BARRON



Filters: Cost Center Name Not One Of DoNotReport; Site Name Not One Of DoNotReport; Billing Period Equal To 200905

# elpaso

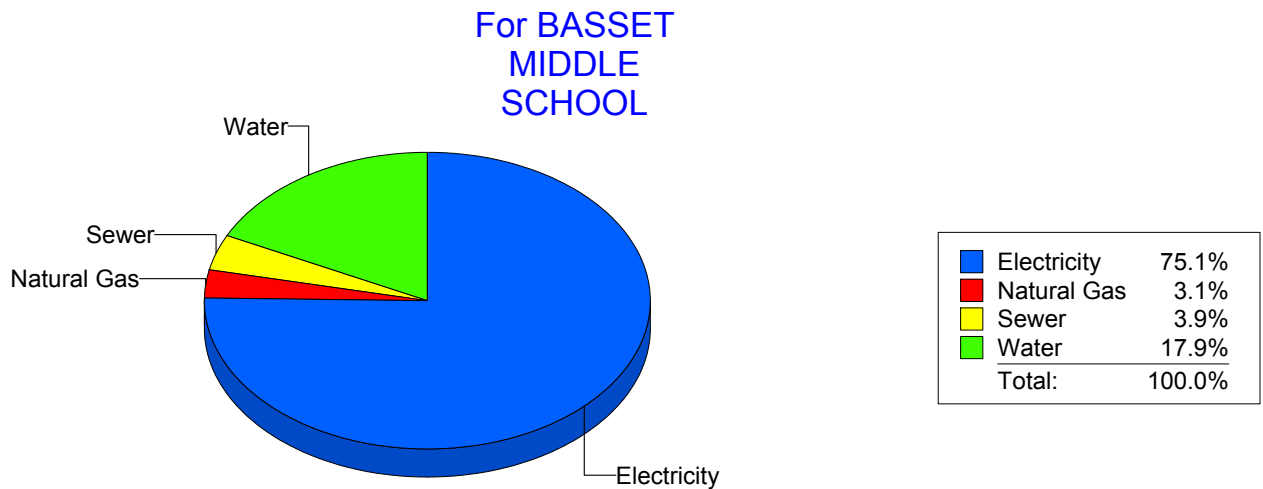
Energy CAP

Cost Avoidance Program

## Cost Summary Graph

Grouped by Energy Type

Energy Type	Use	Units	Meter Cost	Special Charges	Total Cost	Avg Unit Cost	% of Total Cost
Site: BASSET MIDDLE SCHOOL - BASSET MIDDLE SCHOOL							
Electricity	80,519	KWH	\$9,252.45	\$0.00	\$9,252.45	0.1149	75.15%
Natural Gas	520	CCF	\$382.27	\$0.00	\$382.27	0.7351	3.10%
Water	884	CCF	\$2,201.23	\$0.00	\$2,201.23	2.4901	17.88%
Sewer	267	CCF	\$476.70	\$0.00	\$476.70	1.7854	3.87%
Total Cost:			\$12,312.65	\$0.00	\$12,312.65		



Filters: Cost Center Name Not One Of DoNotReport; Site Name Not One Of DoNotReport; Billing Period Equal To 200905

# elpaso

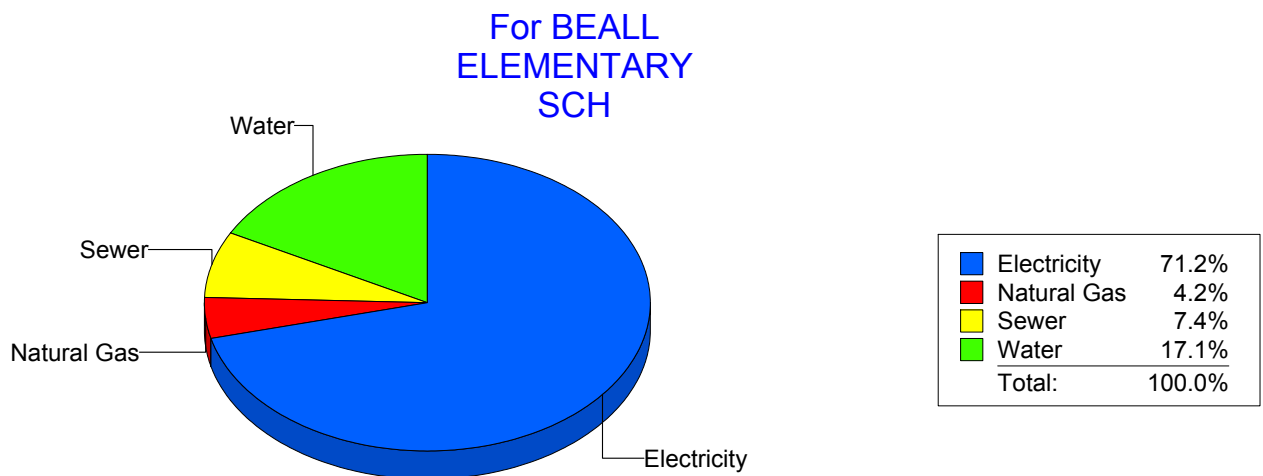
Energy CAP

Cost Avoidance Program

## Cost Summary Graph

Grouped by Energy Type

Energy Type	Use	Units	Meter Cost	Special Charges	Total Cost	Avg Unit Cost	% of Total Cost
Site: BEALL ELEMENTARY SCH - BEALL ELEMENTARY SCH							
Electricity	26,480	KWH	\$3,253.37	\$0.00	\$3,253.37	0.1229	71.24%
Natural Gas	299	CCF	\$190.97	\$0.00	\$190.97	0.6387	4.18%
Water	346	CCF	\$782.89	\$0.00	\$782.89	2.2627	17.14%
Sewer	159	CCF	\$339.54	\$0.00	\$339.54	2.1355	7.44%
Total Cost:			\$4,566.77	\$0.00	\$4,566.77		



Filters: Cost Center Name Not One Of DoNotReport; Site Name Not One Of DoNotReport; Billing Period Equal To 200905



# elpaso

Energy CAP

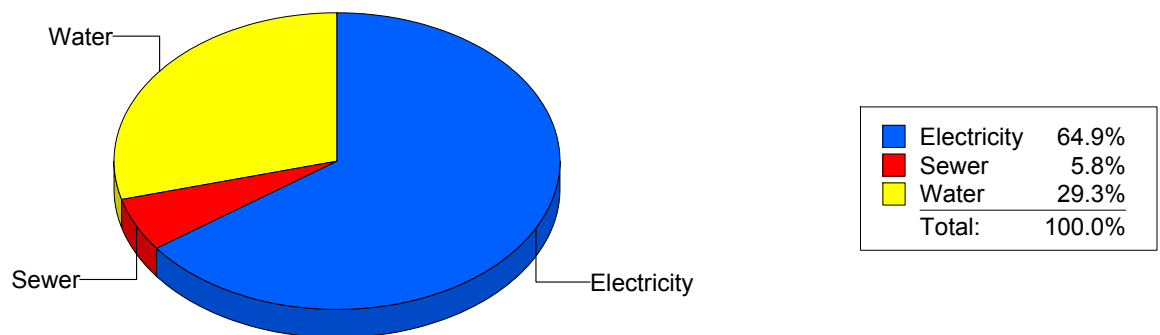
Cost Avoidance Program

## Cost Summary Graph

Grouped by Energy Type

Energy Type	Use	Units	Meter Cost	Special Charges	Total Cost	Avg Unit Cost	% of Total Cost
Site: BLISS ELEMENTARY - BLISS ELEMENTARY							
Electricity	23,100	KWH	\$3,113.00	\$0.00	\$3,113.00	0.1348	64.87%
Water	431	CCF	\$1,405.76	\$0.00	\$1,405.76	3.2616	29.30%
Sewer	112	CCF	\$279.85	\$0.00	\$279.85	2.4987	5.83%
Total Cost:			\$4,798.61	\$0.00	\$4,798.61		

For BLISS  
ELEMENTARY



Filters: Cost Center Name Not One Of DoNotReport; Site Name Not One Of DoNotReport; Billing Period Equal To 200905

# elpaso

Energy CAP

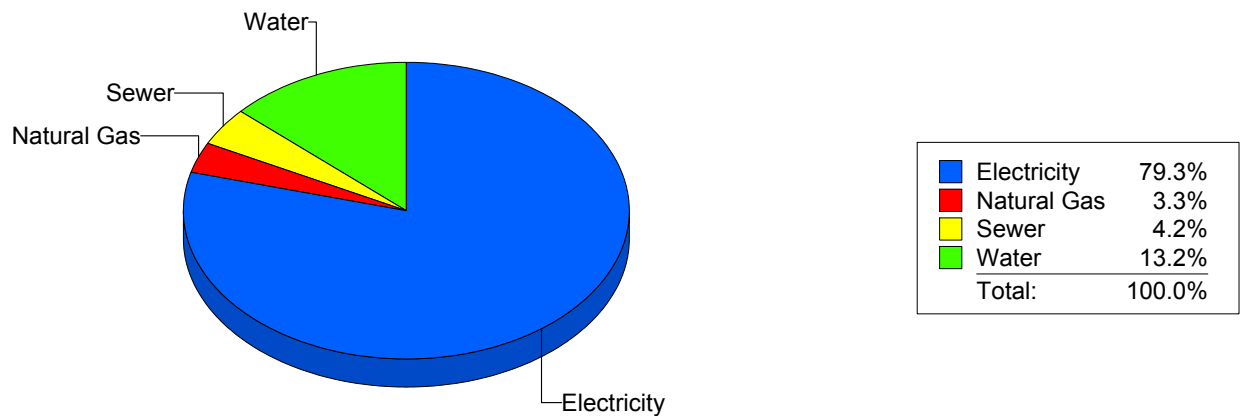
Cost Avoidance Program

## Cost Summary Graph

Grouped by Energy Type

Energy Type	Use	Units	Meter Cost	Special Charges	Total Cost	Avg Unit Cost	% of Total Cost
Site: BOND - BOND ELEMENTARY							
Electricity	42,954	KWH	\$7,043.97	\$0.00	\$7,043.97	0.1640	79.26%
Natural Gas	421	CCF	\$293.59	\$0.00	\$293.59	0.6974	3.30%
Water	486	CCF	\$1,176.99	\$0.00	\$1,176.99	2.4218	13.24%
Sewer	185	CCF	\$372.56	\$0.00	\$372.56	2.0138	4.19%
Total Cost:			\$8,887.11	\$0.00	\$8,887.11		

For BOND  
ELEMENTARY



Filters: Cost Center Name Not One Of DoNotReport; Site Name Not One Of DoNotReport; Billing Period Equal To 200905

# elpaso

Energy CAP

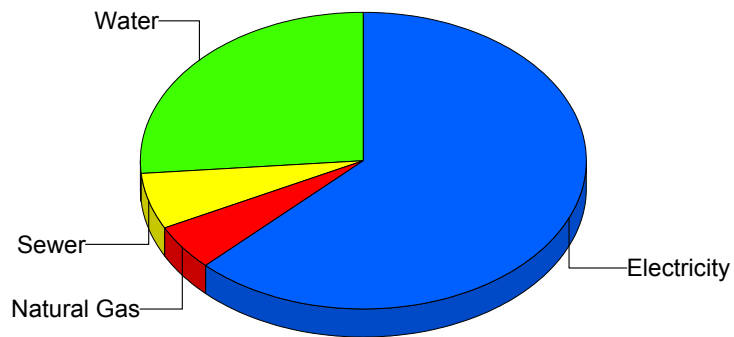
Cost Avoidance Program

## Cost Summary Graph

Grouped by Energy Type

Energy Type	Use	Units	Meter Cost	Special Charges	Total Cost	Avg Unit Cost	% of Total Cost
Site: BONHAM ELEMENTARY SC - BONHAM ELEMENTARY SC							
Electricity	22,273	KWH	\$3,033.03	\$0.00	\$3,033.03	0.1362	62.57%
Natural Gas	335	CCF	\$243.57	\$0.00	\$243.57	0.7271	5.02%
Water	442	CCF	\$1,274.76	\$0.00	\$1,274.76	2.8841	26.30%
Sewer	206	CCF	\$295.82	\$0.00	\$295.82	1.4360	6.10%
Total Cost:			\$4,847.18	\$0.00	\$4,847.18		

For BONHAM  
ELEMENTARY  
SC



Electricity	62.6%
Natural Gas	5.0%
Sewer	6.1%
Water	26.3%
Total:	100.0%

Filters: Cost Center Name Not One Of DoNotReport; Site Name Not One Of DoNotReport; Billing Period Equal To 200905

# elpaso

Energy CAP

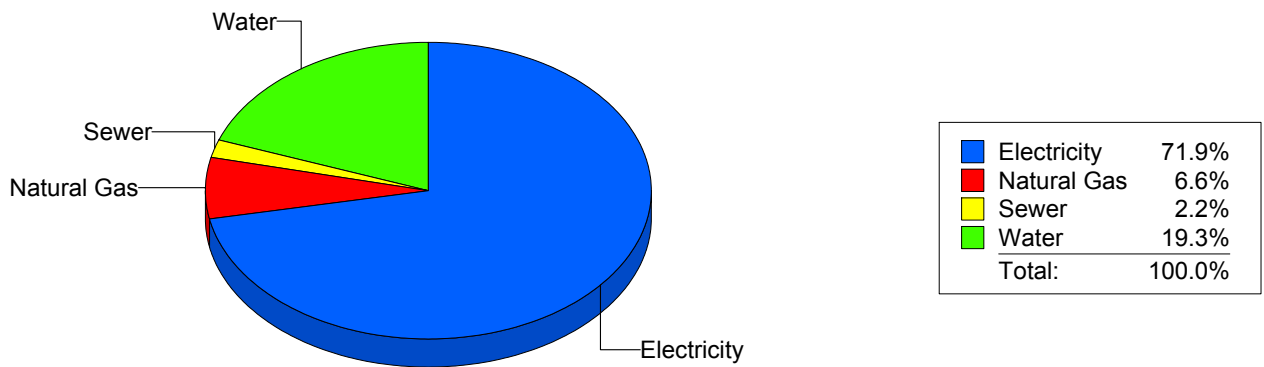
Cost Avoidance Program

## Cost Summary Graph

Grouped by Energy Type

Energy Type	Use	Units	Meter Cost	Special Charges	Total Cost	Avg Unit Cost	% of Total Cost
Site: BOWIE HIGH SCHOOL - BOWIE HIGH SCHOOL							
Electricity	330,394	KWH	\$35,992.50	\$0.00	\$35,992.50	0.1089	71.92%
Natural Gas	6,009	CCF	\$3,308.22	\$0.00	\$3,308.22	0.5505	6.61%
Water	6,812	CCF	\$9,667.03	\$0.00	\$9,667.03	1.4191	19.32%
Sewer	524	CCF	\$1,077.28	\$0.00	\$1,077.28	2.0559	2.15%
Total Cost:			\$50,045.03	\$0.00	\$50,045.03		

For BOWIE  
HIGH SCHOOL



Filters: Cost Center Name Not One Of DoNotReport; Site Name Not One Of DoNotReport; Billing Period Equal To 200905

# elpaso

Energy CAP

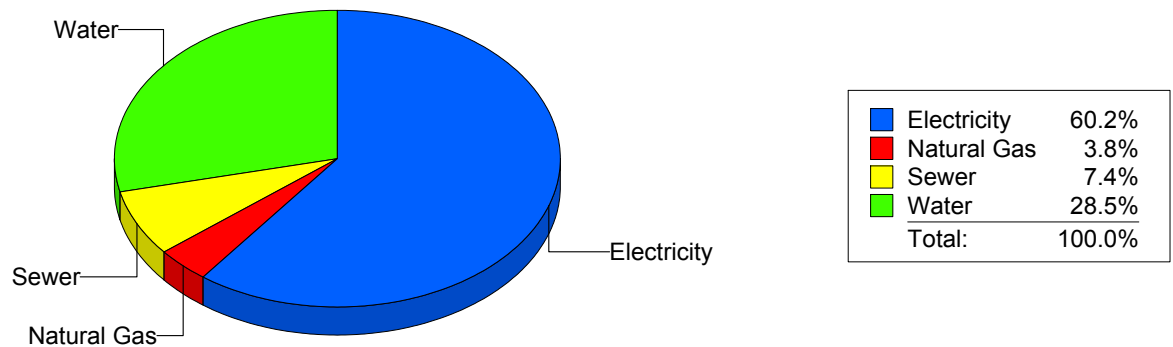
Cost Avoidance Program

## Cost Summary Graph

Grouped by Energy Type

Energy Type	Use	Units	Meter Cost	Special Charges	Total Cost	Avg Unit Cost	% of Total Cost
Site: BRADLEY ELEMENTARY - BRADLEY ELEMENTARY							
Electricity	28,200	KWH	\$3,422.08	\$0.00	\$3,422.08	0.1214	60.23%
Natural Gas	347	CCF	\$218.12	\$0.00	\$218.12	0.6286	3.84%
Water	542	CCF	\$1,618.62	\$0.00	\$1,618.62	2.9864	28.49%
Sewer	166	CCF	\$422.77	\$0.00	\$422.77	2.5468	7.44%
Total Cost:			\$5,681.59	\$0.00	\$5,681.59		

For BRADLEY  
ELEMENTARY



Filters: Cost Center Name Not One Of DoNotReport; Site Name Not One Of DoNotReport; Billing Period Equal To 200905

# elpaso

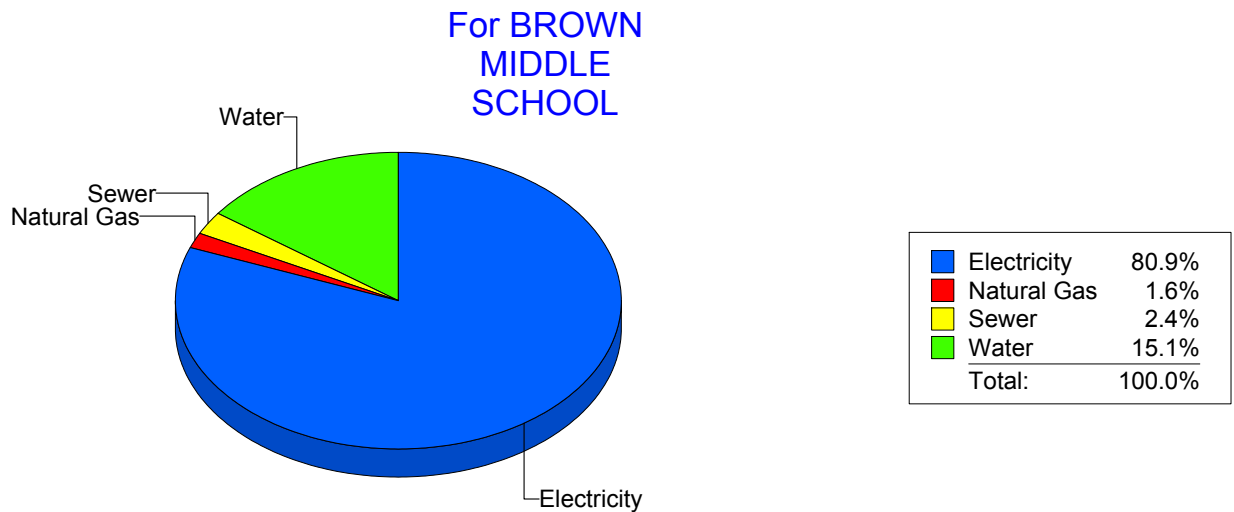
Energy CAP

Cost Avoidance Program

## Cost Summary Graph

Grouped by Energy Type

Energy Type	Use	Units	Meter Cost	Special Charges	Total Cost	Avg Unit Cost	% of Total Cost
Site: BROWN MIDDLE SCHOOL - BROWN MIDDLE SCHOOL							
Electricity	147,800	KWH	\$15,597.49	\$0.00	\$15,597.49	0.1055	80.93%
Natural Gas	496	CCF	\$302.33	\$0.00	\$302.33	0.6095	1.57%
Water	855	CCF	\$2,902.09	\$0.00	\$2,902.09	3.3943	15.06%
Sewer	203	CCF	\$469.76	\$0.00	\$469.76	2.3141	2.44%
Total Cost:			\$19,271.67	\$0.00	\$19,271.67		



Filters: Cost Center Name Not One Of DoNotReport; Site Name Not One Of DoNotReport; Billing Period Equal To 200905

# el Paso

Energy CAP

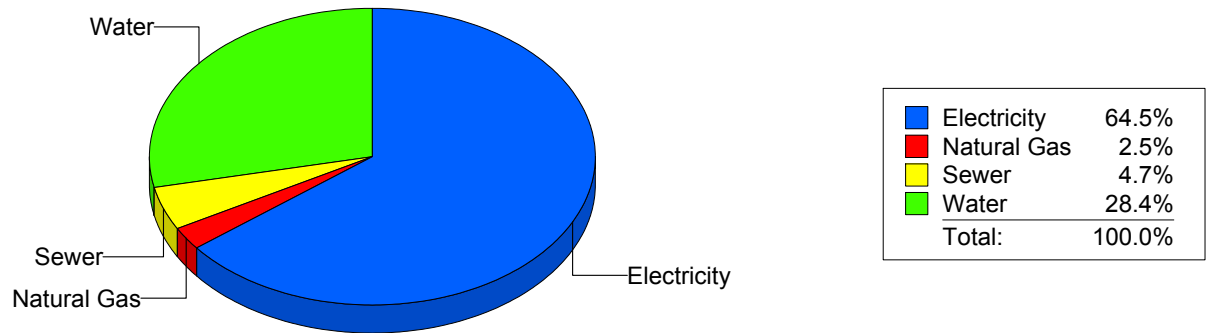
Cost Avoidance Program

## Cost Summary Graph

Grouped by Energy Type

Energy Type	Use	Units	Meter Cost	Special Charges	Total Cost	Avg Unit Cost	% of Total Cost
Site: BURGESS HIGH SCHOOL - BURGESS HIGH SCHOOL							
Electricity	130,086	KWH	\$15,473.95	\$0.00	\$15,473.95	0.1190	64.49%
Natural Gas	976	CCF	\$594.42	\$0.00	\$594.42	0.6090	2.48%
Water	2,433	CCF	\$6,804.32	\$0.00	\$6,804.32	2.7967	28.36%
Sewer	716	CCF	\$1,121.27	\$0.00	\$1,121.27	1.5660	4.67%
Total Cost:			\$23,993.96	\$0.00	\$23,993.96		

For BURGESS  
HIGH SCHOOL



Filters: Cost Center Name Not One Of DoNotReport; Site Name Not One Of DoNotReport; Billing Period Equal To 200905

# elpaso

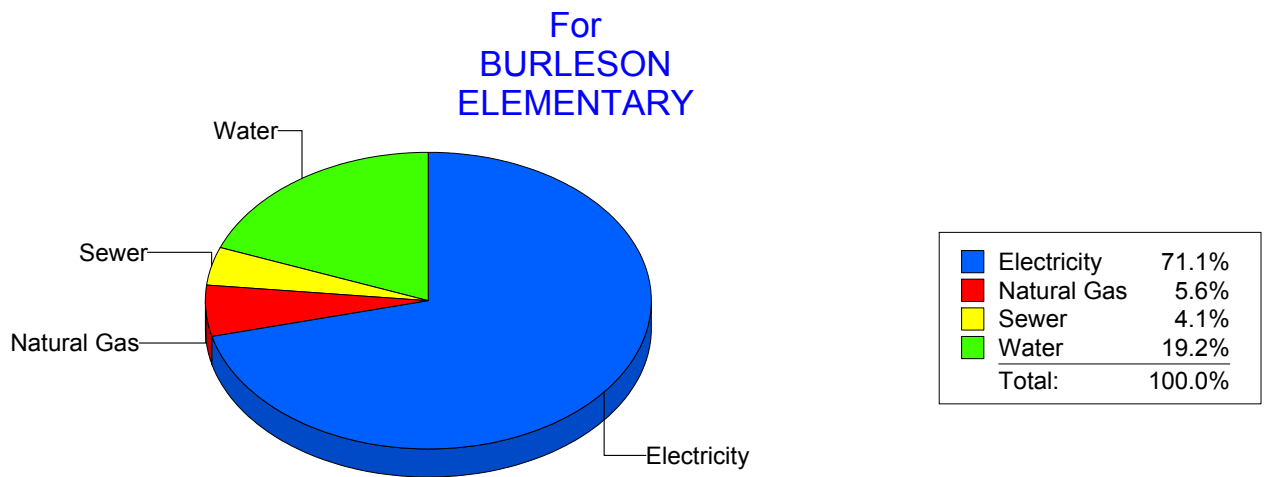
Energy CAP

Cost Avoidance Program

## Cost Summary Graph

Grouped by Energy Type

Energy Type	Use	Units	Meter Cost	Special Charges	Total Cost	Avg Unit Cost	% of Total Cost
Site: BURLESON ELEMENTARY - BURLESON ELEMENTARY							
Electricity	28,746	KWH	\$3,560.45	\$0.00	\$3,560.45	0.1239	71.08%
Natural Gas	283	CCF	\$282.08	\$0.00	\$282.08	0.9967	5.63%
Water	307	CCF	\$960.92	\$0.00	\$960.92	3.1300	19.18%
Sewer	64	CCF	\$205.76	\$0.00	\$205.76	3.2150	4.11%
Total Cost:			\$5,009.21	\$0.00	\$5,009.21		



Filters: Cost Center Name Not One Of DoNotReport; Site Name Not One Of DoNotReport; Billing Period Equal To 200905



# elpaso

Energy CAP

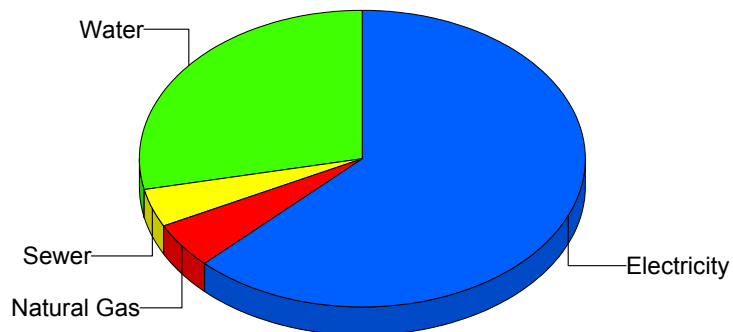
Cost Avoidance Program

## Cost Summary Graph

Grouped by Energy Type

Energy Type	Use	Units	Meter Cost	Special Charges	Total Cost	Avg Unit Cost	% of Total Cost
Site: BURNET ELEMENTARY - BURNET ELEMENTARY							
Electricity	24,654	KWH	\$3,256.77	\$0.00	\$3,256.77	0.1321	62.50%
Natural Gas	367	CCF	\$261.36	\$0.00	\$261.36	0.7122	5.02%
Water	569	CCF	\$1,480.35	\$0.00	\$1,480.35	2.6017	28.41%
Sewer	118	CCF	\$212.10	\$0.00	\$212.10	1.7975	4.07%
Total Cost:			\$5,210.58	\$0.00	\$5,210.58		

For BURNET  
ELEMENTARY



Electricity	62.5%
Natural Gas	5.0%
Sewer	4.1%
Water	28.4%
Total:	100.0%

Filters: Cost Center Name Not One Of DoNotReport; Site Name Not One Of DoNotReport; Billing Period Equal To 200905

elpaso

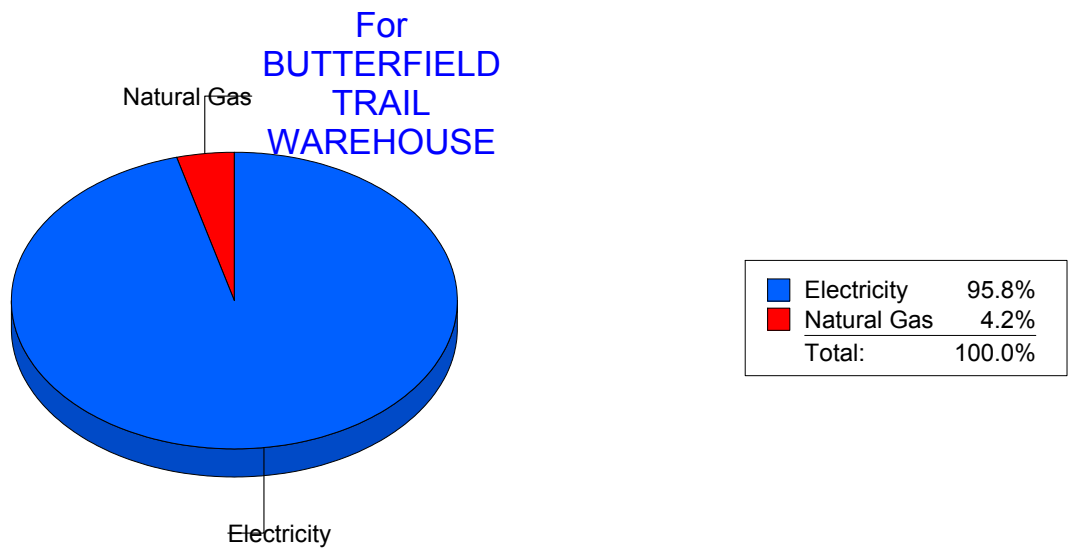
Energy CAP

Cost Avoidance Program

## Cost Summary Graph

Grouped by Energy Type

Energy Type	Use	Units	Meter Cost	Special Charges	Total Cost	Avg Unit Cost	% of Total Cost
Site: BUTTERFIELDTRAILWAREHOUSE - BUTTERFIELD TRAIL WAREHOUSE							
Electricity	6,900	KWH	\$999.61	\$0.00	\$999.61	0.1449	95.76%
Natural Gas	24	CCF	\$44.21	\$0.00	\$44.21	1.8421	4.24%
Total Cost:			\$1,043.82	\$0.00	\$1,043.82		



Filters: Cost Center Name Not One Of DoNotReport; Site Name Not One Of DoNotReport; Billing Period Equal To 200905

# elpaso

Energy CAP

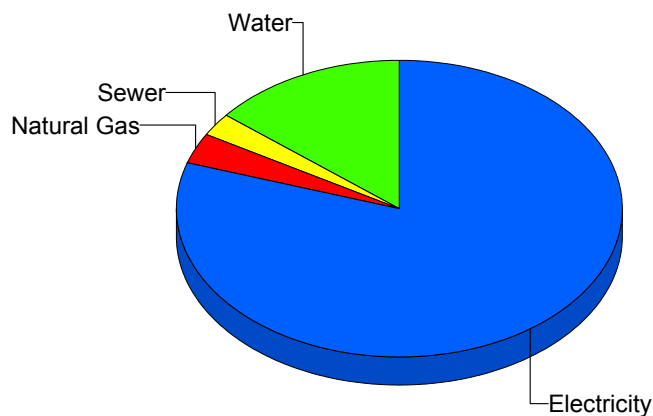
Cost Avoidance Program

## Cost Summary Graph

Grouped by Energy Type

Energy Type	Use	Units	Meter Cost	Special Charges	Total Cost	Avg Unit Cost	% of Total Cost
Site: CANYON HILLS MIDDLE - CANYON HILLS MIDDLE							
Electricity	83,600	KWH	\$10,491.65	\$0.00	\$10,491.65	0.1255	80.02%
Natural Gas	661	CCF	\$425.90	\$0.00	\$425.90	0.6443	3.25%
Water	483	CCF	\$1,864.18	\$0.00	\$1,864.18	3.8596	14.22%
Sewer	93	CCF	\$330.06	\$0.00	\$330.06	3.5490	2.52%
Total Cost:			\$13,111.79	\$0.00	\$13,111.79		

For CANYON  
HILLS MIDDLE



Electricity	80.0%
Natural Gas	3.2%
Sewer	2.5%
Water	14.2%
Total:	100.0%

Filters: Cost Center Name Not One Of DoNotReport; Site Name Not One Of DoNotReport; Billing Period Equal To 200905

# elpaso

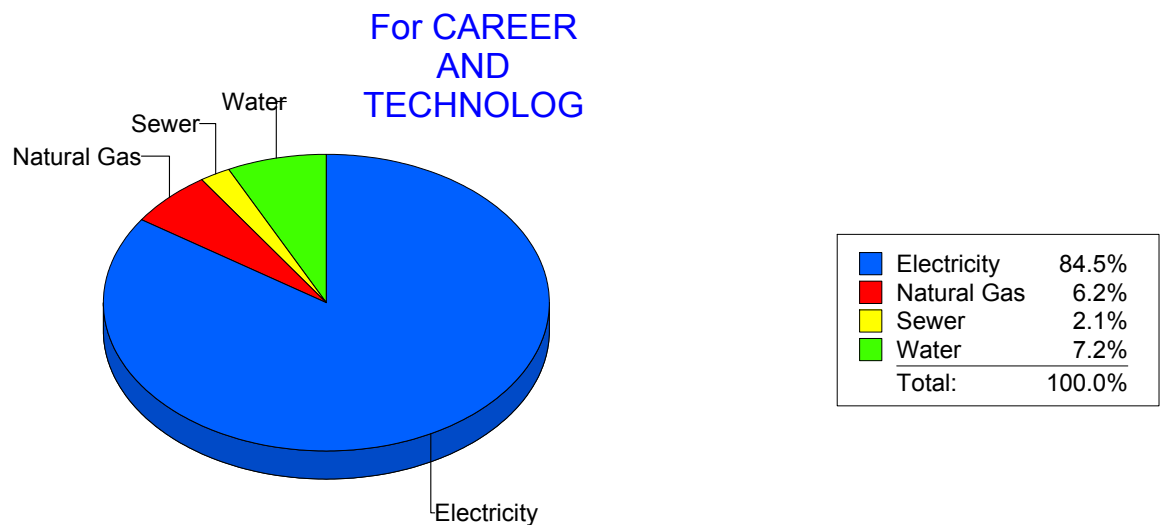
Energy CAP

Cost Avoidance Program

## Cost Summary Graph

Grouped by Energy Type

Energy Type	Use	Units	Meter Cost	Special Charges	Total Cost	Avg Unit Cost	% of Total Cost
Site: CAREER AND TECHNOLOG - CAREER AND TECHNOLOG							
Electricity	133,085	KWH	\$14,276.76	\$0.00	\$14,276.76	0.1073	84.47%
Natural Gas	1,862	CCF	\$1,046.70	\$0.00	\$1,046.70	0.5621	6.19%
Water	402	CCF	\$1,216.83	\$0.00	\$1,216.83	3.0269	7.20%
Sewer	137	CCF	\$361.08	\$0.00	\$361.08	2.6356	2.14%
Total Cost:			\$16,901.37	\$0.00	\$16,901.37		



Filters: Cost Center Name Not One Of DoNotReport; Site Name Not One Of DoNotReport; Billing Period Equal To 200905

# elpaso

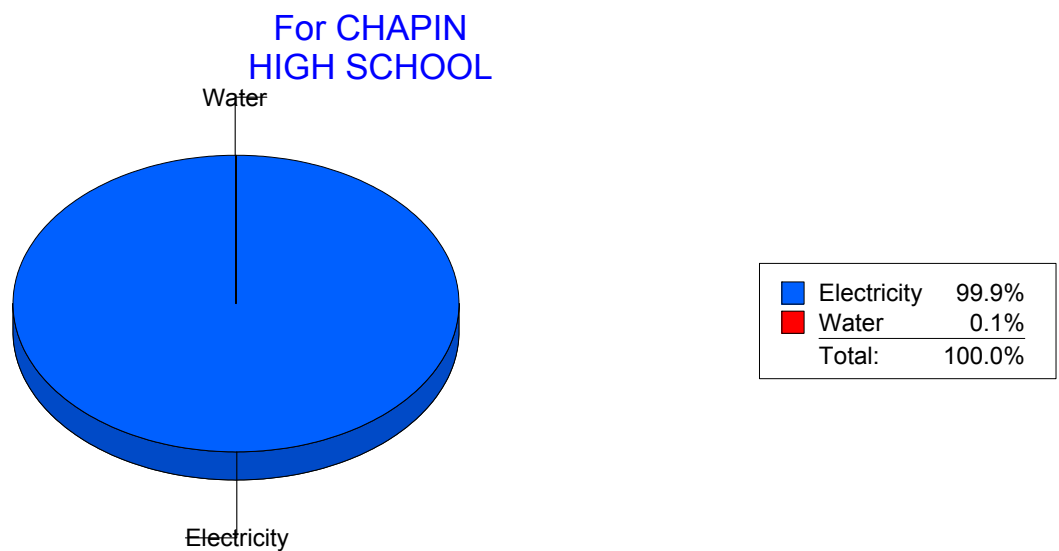
Energy CAP

Cost Avoidance Program

## Cost Summary Graph

Grouped by Energy Type

Energy Type	Use	Units	Meter Cost	Special Charges	Total Cost	Avg Unit Cost	% of Total Cost
Site: CHAPIN HIGH SCHOOL - CHAPIN HIGH SCHOOL							
Electricity	327,658	KWH	\$34,010.68	\$0.00	\$34,010.68	0.1038	99.87%
Water	0	CCF	\$43.66	\$0.00	\$43.66	0.0000	0.13%
Total Cost:			\$34,054.34	\$0.00	\$34,054.34		



Filters: Cost Center Name Not One Of DoNotReport; Site Name Not One Of DoNotReport; Billing Period Equal To 200905

# elpaso

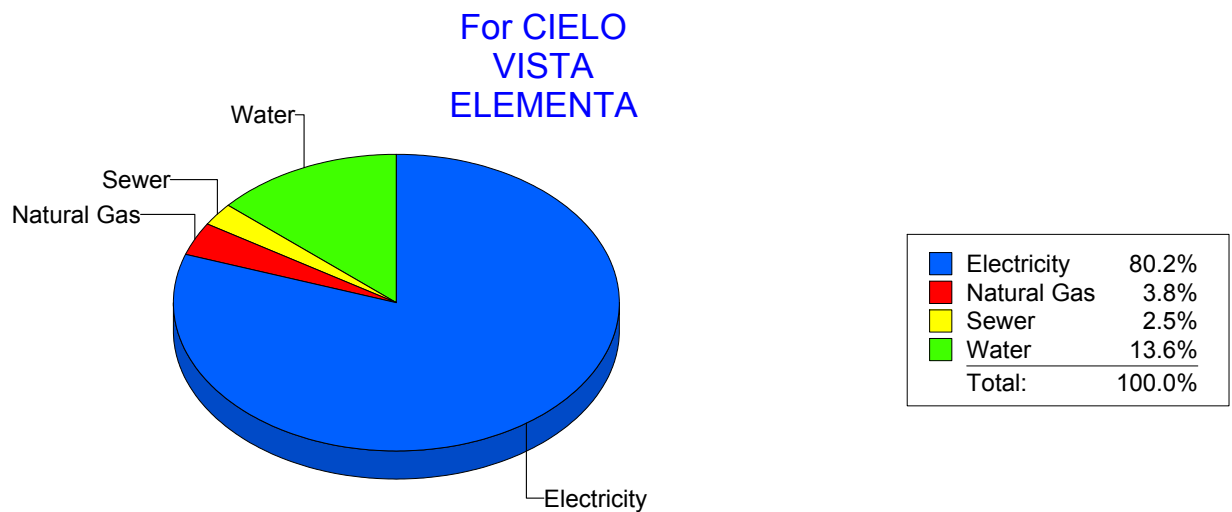
Energy CAP

Cost Avoidance Program

## Cost Summary Graph

Grouped by Energy Type

Energy Type	Use	Units	Meter Cost	Special Charges	Total Cost	Avg Unit Cost	% of Total Cost
Site: CIELO VISTA ELEMENTA - CIELO VISTA ELEMENTA							
Electricity	51,380	KWH	\$7,215.99	\$0.00	\$7,215.99	0.1404	80.16%
Natural Gas	509	CCF	\$338.05	\$0.00	\$338.05	0.6641	3.76%
Water	525	CCF	\$1,222.72	\$0.00	\$1,222.72	2.3290	13.58%
Sewer	69	CCF	\$225.24	\$0.00	\$225.24	3.2643	2.50%
Total Cost:			\$9,002.00	\$0.00	\$9,002.00		



Filters: Cost Center Name Not One Of DoNotReport; Site Name Not One Of DoNotReport; Billing Period Equal To 200905

# elpaso

Energy CAP

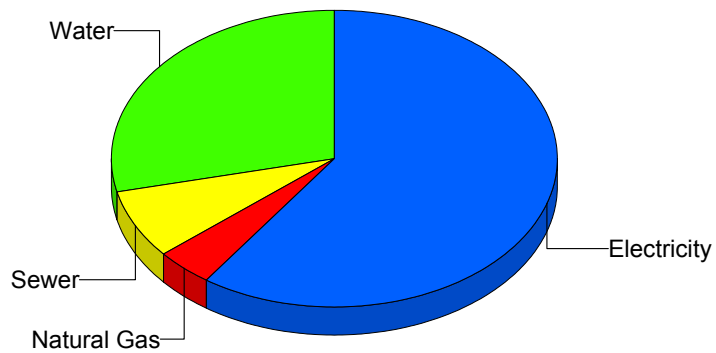
Cost Avoidance Program

## Cost Summary Graph

Grouped by Energy Type

Energy Type	Use	Units	Meter Cost	Special Charges	Total Cost	Avg Unit Cost	% of Total Cost
Site: CLARDY ELEMENTARY SC - CLARDY ELEMENTARY SC							
Electricity	31,095	KWH	\$4,160.47	\$0.00	\$4,160.47	0.1338	59.72%
Natural Gas	405	CCF	\$284.28	\$0.00	\$284.28	0.7019	4.08%
Water	757	CCF	\$2,000.01	\$0.00	\$2,000.01	2.6420	28.71%
Sewer	254	CCF	\$522.43	\$0.00	\$522.43	2.0568	7.50%
Total Cost:			\$6,967.19	\$0.00	\$6,967.19		

For CLARDY  
ELEMENTARY  
SC



Electricity	59.7%
Natural Gas	4.1%
Sewer	7.5%
Water	28.7%
Total:	100.0%

Filters: Cost Center Name Not One Of DoNotReport; Site Name Not One Of DoNotReport; Billing Period Equal To 200905

# elpaso

Energy CAP

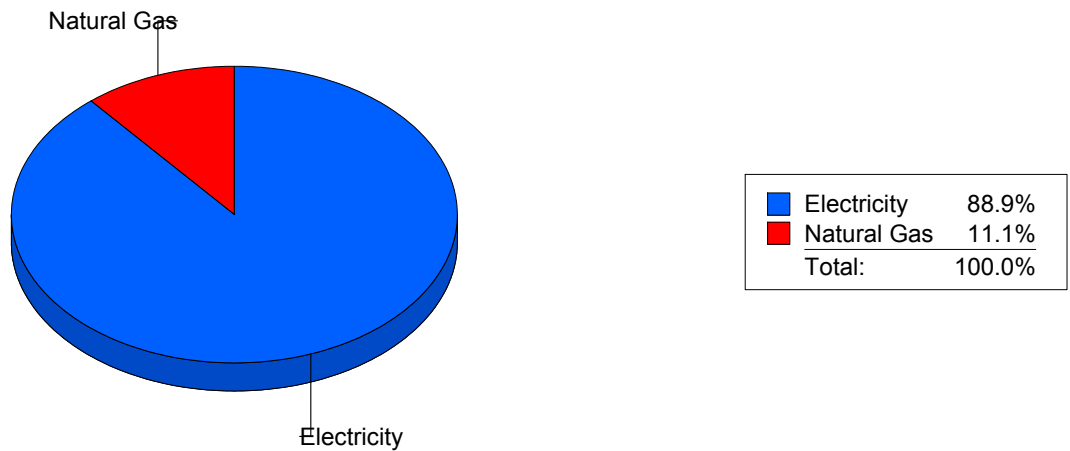
Cost Avoidance Program

## Cost Summary Graph

Grouped by Energy Type

Energy Type	Use	Units	Meter Cost	Special Charges	Total Cost	Avg Unit Cost	% of Total Cost
Site: CLENDININ - CLENDININ							
Electricity	78,250	KWH	\$9,233.37	\$0.00	\$9,233.37	0.1180	88.86%
Natural Gas	2,065	CCF	\$1,157.21	\$0.00	\$1,157.21	0.5604	11.14%
Total Cost:			\$10,390.58	\$0.00	\$10,390.58		

For CLENDININ



Filters: Cost Center Name Not One Of DoNotReport; Site Name Not One Of DoNotReport; Billing Period Equal To 200905



# elpaso

Energy CAP

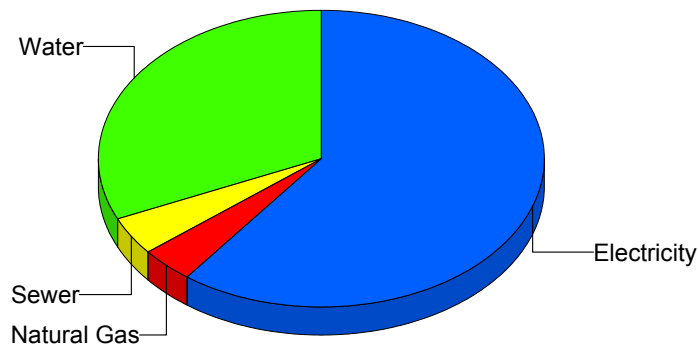
Cost Avoidance Program

## Cost Summary Graph

Grouped by Energy Type

Energy Type	Use	Units	Meter Cost	Special Charges	Total Cost	Avg Unit Cost	% of Total Cost
Site: COLDWELL INTERMEDIAT - COLDWELL INTERMEDIAT							
Electricity	31,402	KWH	\$3,345.14	\$0.00	\$3,345.14	0.1065	60.29%
Natural Gas	283	CCF	\$215.32	\$0.00	\$215.32	0.7608	3.88%
Water	461	CCF	\$1,758.58	\$0.00	\$1,758.58	3.8147	31.69%
Sewer	93	CCF	\$229.83	\$0.00	\$229.83	2.4713	4.14%
Total Cost:			\$5,548.87	\$0.00	\$5,548.87		

For  
COLDWELL  
INTERMEDIAT



Electricity	60.3%
Natural Gas	3.9%
Sewer	4.1%
Water	31.7%
Total:	100.0%

Filters: Cost Center Name Not One Of DoNotReport; Site Name Not One Of DoNotReport; Billing Period Equal To 200905

# elpaso

Energy CAP

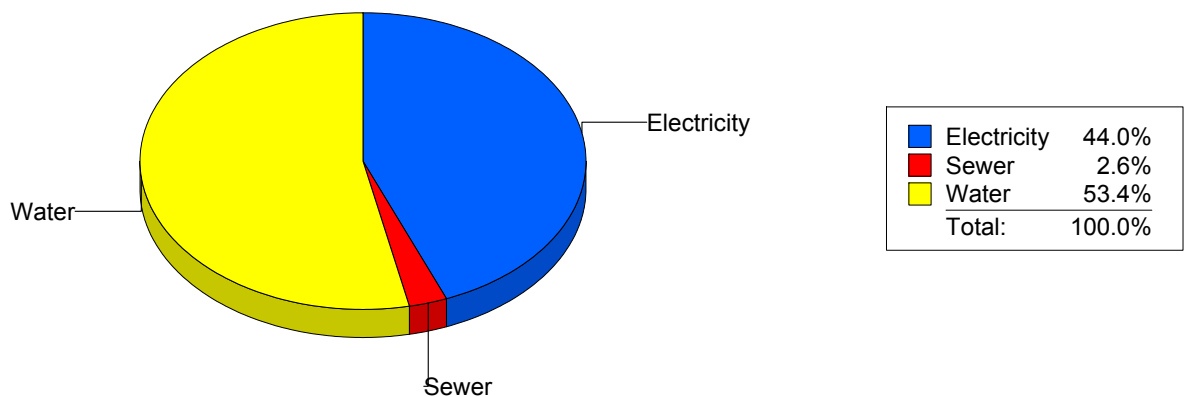
Cost Avoidance Program

## Cost Summary Graph

Grouped by Energy Type

Energy Type	Use	Units	Meter Cost	Special Charges	Total Cost	Avg Unit Cost	% of Total Cost
Site: COLLINS ELEMENTARY - COLLINS ELEMENTARY							
Electricity	53,140	KWH	\$6,450.90	\$0.00	\$6,450.90	0.1214	43.97%
Water	1,852	CCF	\$7,840.22	\$0.00	\$7,840.22	4.2334	53.44%
Sewer	191	CCF	\$380.18	\$0.00	\$380.18	1.9905	2.59%
Total Cost:			\$14,671.30	\$0.00	\$14,671.30		

For COLLINS  
ELEMENTARY



Filters: Cost Center Name Not One Of DoNotReport; Site Name Not One Of DoNotReport; Billing Period Equal To 200905

# elpaso

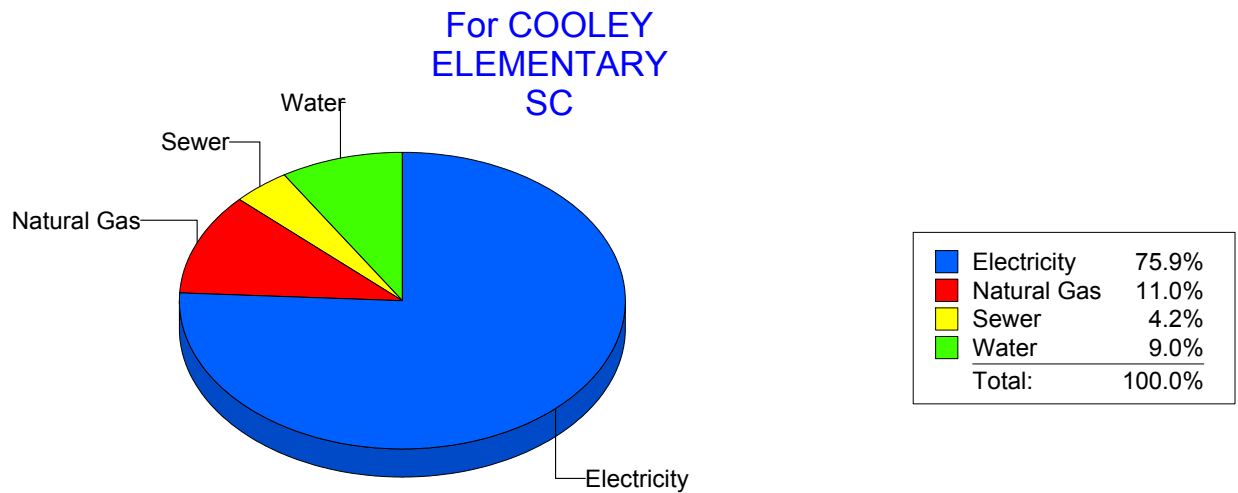
Energy CAP

Cost Avoidance Program

## Cost Summary Graph

Grouped by Energy Type

Energy Type	Use	Units	Meter Cost	Special Charges	Total Cost	Avg Unit Cost	% of Total Cost
Site: COOLEY ELEMENTARY SC - COOLEY ELEMENTARY SC							
Electricity	79,000	KWH	\$9,124.26	\$0.00	\$9,124.26	0.1155	75.87%
Natural Gas	2,372	CCF	\$1,324.58	\$0.00	\$1,324.58	0.5584	11.01%
Water	369	CCF	\$1,076.51	\$0.00	\$1,076.51	2.9174	8.95%
Sewer	149	CCF	\$500.80	\$0.00	\$500.80	3.3611	4.16%
Total Cost:			\$12,026.15	\$0.00	\$12,026.15		



Filters: Cost Center Name Not One Of DoNotReport; Site Name Not One Of DoNotReport; Billing Period Equal To 200905

# elpaso

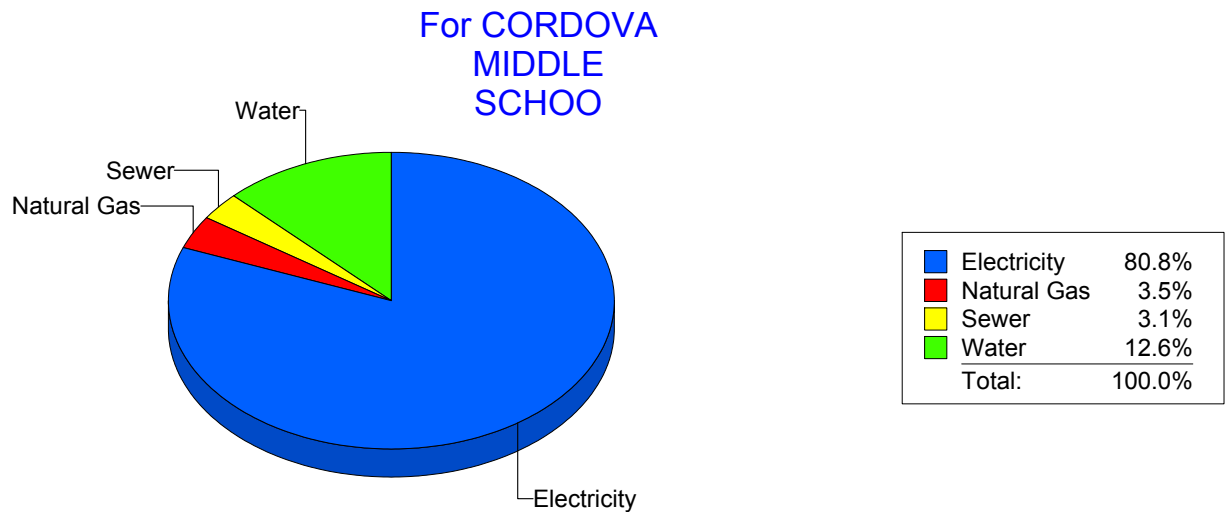
Energy CAP

Cost Avoidance Program

## Cost Summary Graph

Grouped by Energy Type

Energy Type	Use	Units	Meter Cost	Special Charges	Total Cost	Avg Unit Cost	% of Total Cost
Site: CORDOVA MIDDLE SCHOO - CORDOVA MIDDLE SCHOO							
Electricity	89,000	KWH	\$9,975.01	\$0.00	\$9,975.01	0.1121	80.83%
Natural Gas	734	CCF	\$432.10	\$0.00	\$432.10	0.5887	3.50%
Water	582	CCF	\$1,550.81	\$0.00	\$1,550.81	2.6646	12.57%
Sewer	135	CCF	\$383.40	\$0.00	\$383.40	2.8400	3.11%
Total Cost:			\$12,341.32	\$0.00	\$12,341.32		



Filters: Cost Center Name Not One Of DoNotReport; Site Name Not One Of DoNotReport; Billing Period Equal To 200905

# elpaso

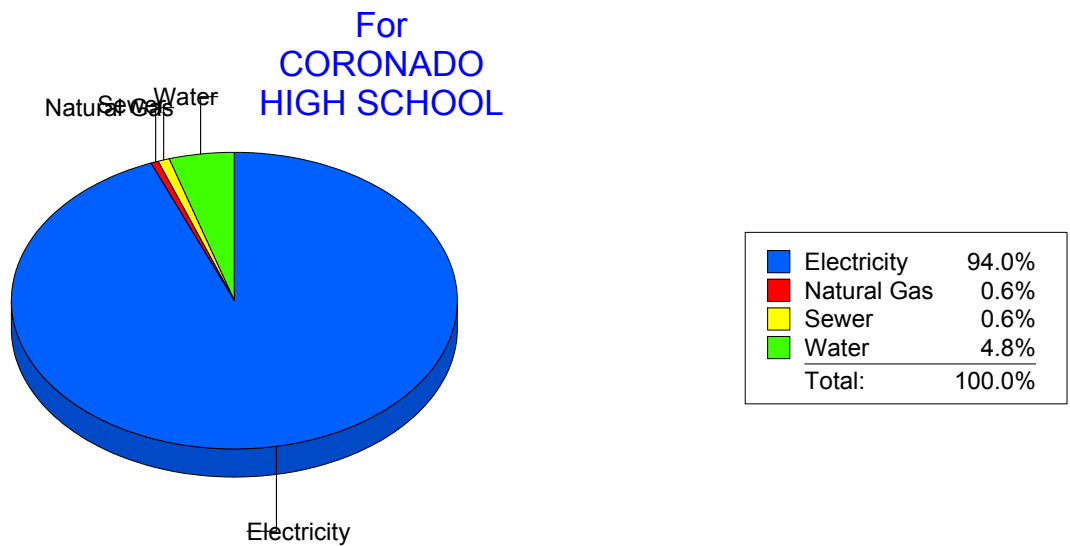
Energy CAP

Cost Avoidance Program

## Cost Summary Graph

Grouped by Energy Type

Energy Type	Use	Units	Meter Cost	Special Charges	Total Cost	Avg Unit Cost	% of Total Cost
Site: CORONADO HIGH SCHOOL - CORONADO HIGH SCHOOL							
Electricity	283,614	KWH	\$144,520.32	\$0.00	\$144,520.32	0.5096	93.96%
Natural Gas	1,518	CCF	\$922.94	\$0.00	\$922.94	0.6080	0.60%
Water	3,922	CCF	\$7,431.71	\$0.00	\$7,431.71	1.8949	4.83%
Sewer	514	CCF	\$937.08	\$0.00	\$937.08	1.8231	0.61%
Total Cost:			\$153,812.05	\$0.00	\$153,812.05		



Filters: Cost Center Name Not One Of DoNotReport; Site Name Not One Of DoNotReport; Billing Period Equal To 200905

# elpaso

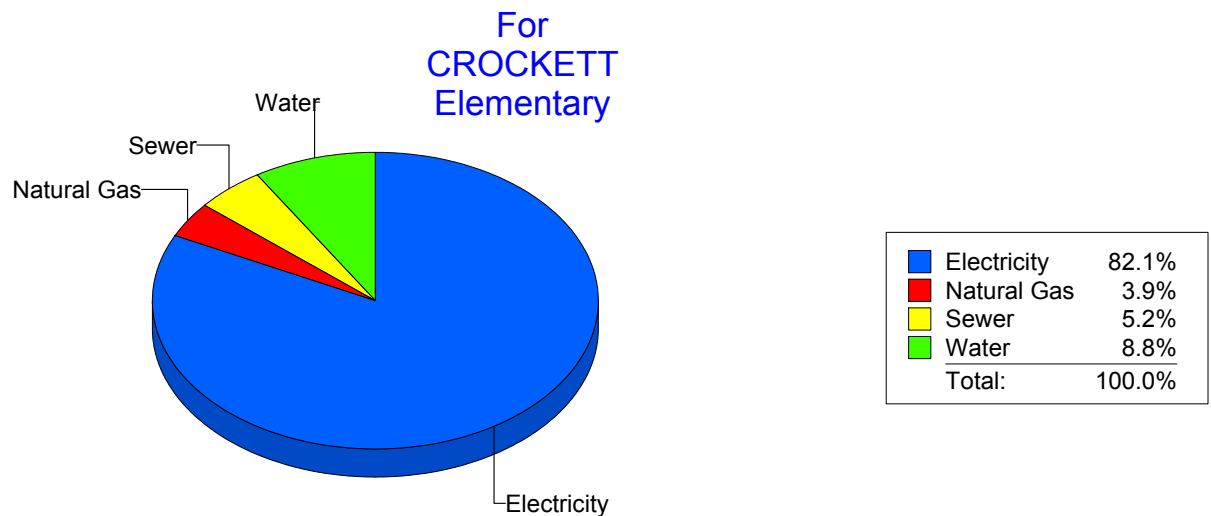
Energy CAP

Cost Avoidance Program

## Cost Summary Graph

Grouped by Energy Type

Energy Type	Use	Units	Meter Cost	Special Charges	Total Cost	Avg Unit Cost	% of Total Cost
Site: CROCKETT - CROCKETT Elementary							
Electricity	39,600	KWH	\$4,668.02	\$0.00	\$4,668.02	0.1179	82.13%
Natural Gas	350	CCF	\$219.80	\$0.00	\$219.80	0.6280	3.87%
Water	209	CCF	\$499.87	\$0.00	\$499.87	2.3917	8.79%
Sewer	135	CCF	\$295.93	\$0.00	\$295.93	2.1921	5.21%
Total Cost:			\$5,683.62	\$0.00	\$5,683.62		



Filters: Cost Center Name Not One Of DoNotReport; Site Name Not One Of DoNotReport; Billing Period Equal To 200905

# elpaso

Energy CAP

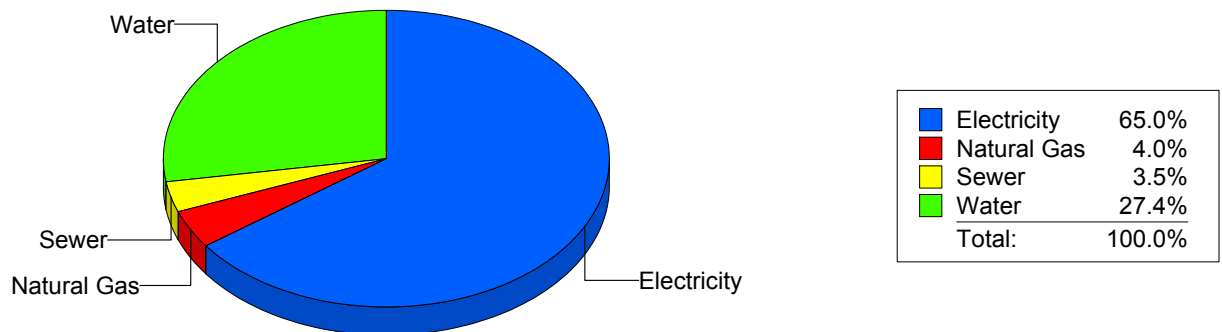
Cost Avoidance Program

## Cost Summary Graph

Grouped by Energy Type

Energy Type	Use	Units	Meter Cost	Special Charges	Total Cost	Avg Unit Cost	% of Total Cost
Site: CROSBY ELEMENTARY - CROSBY ELEMENTARY							
Electricity	35,804	KWH	\$4,248.80	\$0.00	\$4,248.80	0.1187	65.02%
Natural Gas	370	CCF	\$264.37	\$0.00	\$264.37	0.7145	4.05%
Water	468	CCF	\$1,790.38	\$0.00	\$1,790.38	3.8256	27.40%
Sewer	84	CCF	\$231.16	\$0.00	\$231.16	2.7519	3.54%
Total Cost:			\$6,534.71	\$0.00	\$6,534.71		

For CROSBY  
ELEMENTARY



Filters: Cost Center Name Not One Of DoNotReport; Site Name Not One Of DoNotReport; Billing Period Equal To 200905

# elpaso

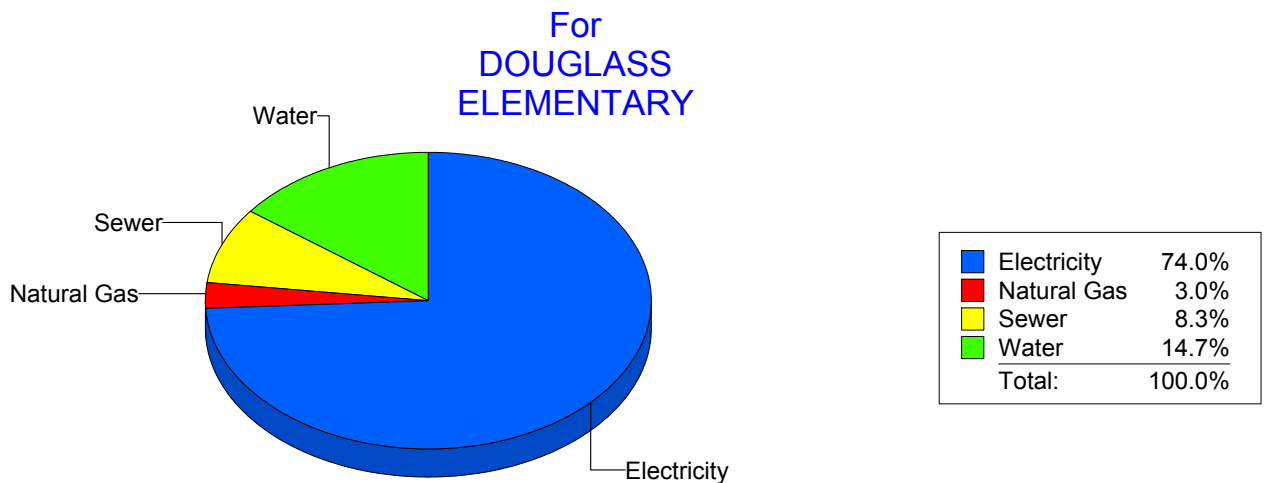
Energy CAP

Cost Avoidance Program

## Cost Summary Graph

Grouped by Energy Type

Energy Type	Use	Units	Meter Cost	Special Charges	Total Cost	Avg Unit Cost	% of Total Cost
Site: DOUGLASS ELEMENTARY - DOUGLASS ELEMENTARY							
Electricity	41,564	KWH	\$4,940.33	\$0.00	\$4,940.33	0.1189	74.04%
Natural Gas	257	CCF	\$200.62	\$0.00	\$200.62	0.7806	3.01%
Water	523	CCF	\$979.18	\$0.00	\$979.18	1.8722	14.67%
Sewer	300	CCF	\$552.68	\$0.00	\$552.68	1.8423	8.28%
Total Cost:			\$6,672.81	\$0.00	\$6,672.81		



Filters: Cost Center Name Not One Of DoNotReport; Site Name Not One Of DoNotReport; Billing Period Equal To 200905



# elpaso

Energy CAP

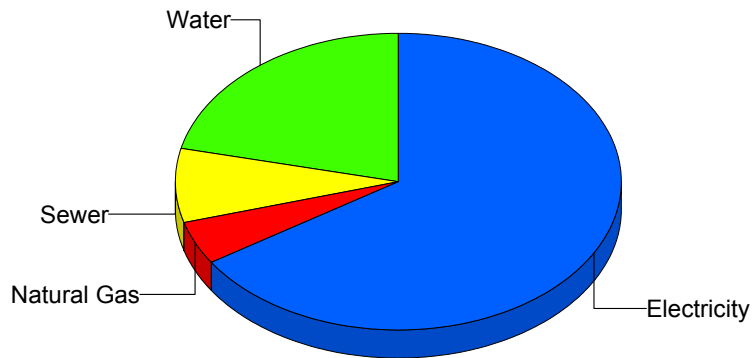
Cost Avoidance Program

## Cost Summary Graph

Grouped by Energy Type

Energy Type	Use	Units	Meter Cost	Special Charges	Total Cost	Avg Unit Cost	% of Total Cost
Site: DOWELL ELEMENTARY - DOWELL ELEMENTARY							
Electricity	29,786	KWH	\$3,400.83	\$0.00	\$3,400.83	0.1142	65.91%
Natural Gas	389	CCF	\$241.71	\$0.00	\$241.71	0.6214	4.68%
Water	609	CCF	\$1,097.99	\$0.00	\$1,097.99	1.8029	21.28%
Sewer	291	CCF	\$419.05	\$0.00	\$419.05	1.4400	8.12%
Total Cost:			\$5,159.58	\$0.00	\$5,159.58		

For DOWELL  
ELEMENTARY



Electricity	65.9%
Natural Gas	4.7%
Sewer	8.1%
Water	21.3%
Total:	100.0%

Filters: Cost Center Name Not One Of DoNotReport; Site Name Not One Of DoNotReport; Billing Period Equal To 200905

# elpaso

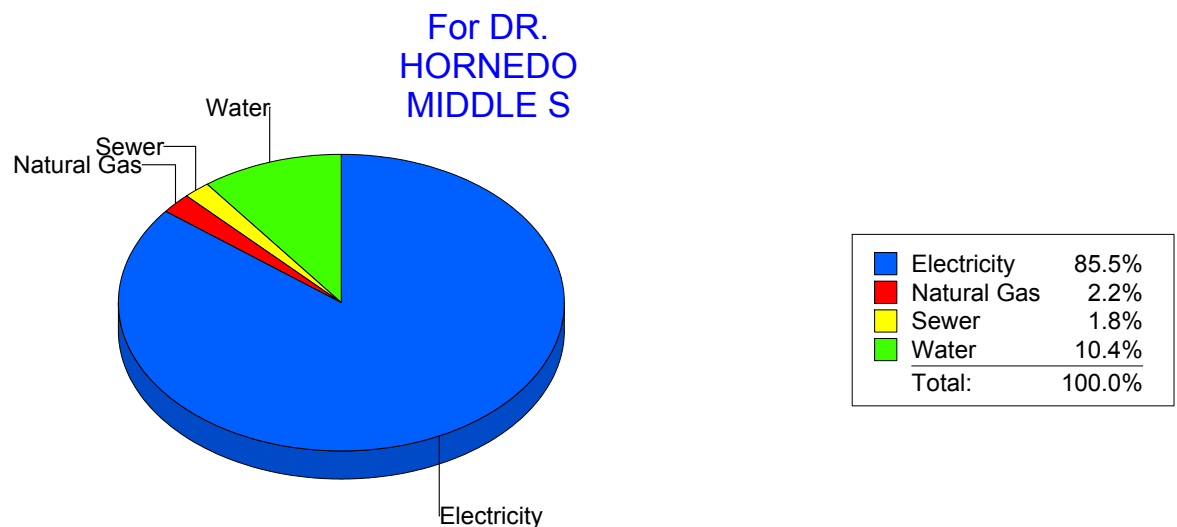
Energy CAP

Cost Avoidance Program

## Cost Summary Graph

Grouped by Energy Type

Energy Type	Use	Units	Meter Cost	Special Charges	Total Cost	Avg Unit Cost	% of Total Cost
Site: DR. HORNEDO MIDDLE S - DR. HORNEDO MIDDLE S							
Electricity	195,000	KWH	\$20,402.61	\$0.00	\$20,402.61	0.1046	85.54%
Natural Gas	910	CCF	\$527.99	\$0.00	\$527.99	0.5802	2.21%
Water	2,048	CCF	\$2,484.05	\$0.00	\$2,484.05	1.2129	10.41%
Sewer	178	CCF	\$438.01	\$0.00	\$438.01	2.4607	1.84%
Total Cost:			\$23,852.66	\$0.00	\$23,852.66		



Filters: Cost Center Name Not One Of DoNotReport; Site Name Not One Of DoNotReport; Billing Period Equal To 200905

# elpaso

Energy CAP

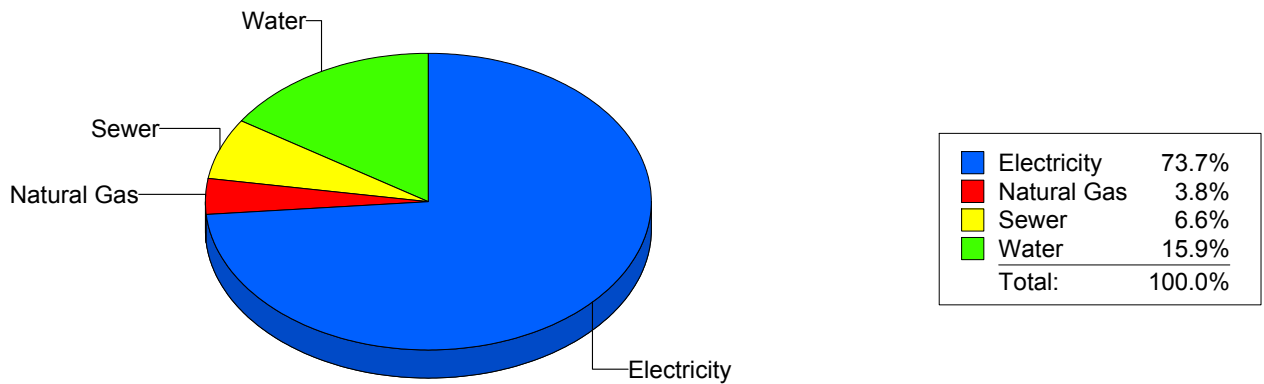
Cost Avoidance Program

## Cost Summary Graph

Grouped by Energy Type

Energy Type	Use	Units	Meter Cost	Special Charges	Total Cost	Avg Unit Cost	% of Total Cost
Site: DR. L.A. NIXON ELEME - DR. L.A. NIXON ELEME							
Electricity	50,740	KWH	\$6,198.86	\$0.00	\$6,198.86	0.1222	73.66%
Natural Gas	468	CCF	\$319.89	\$0.00	\$319.89	0.6835	3.80%
Water	551	CCF	\$1,339.28	\$0.00	\$1,339.28	2.4306	15.91%
Sewer	243	CCF	\$557.94	\$0.00	\$557.94	2.2960	6.63%
Total Cost:			\$8,415.97	\$0.00	\$8,415.97		

For DR. L.A.  
NIXON ELEME



Filters: Cost Center Name Not One Of DoNotReport; Site Name Not One Of DoNotReport; Billing Period Equal To 200905

# elpaso

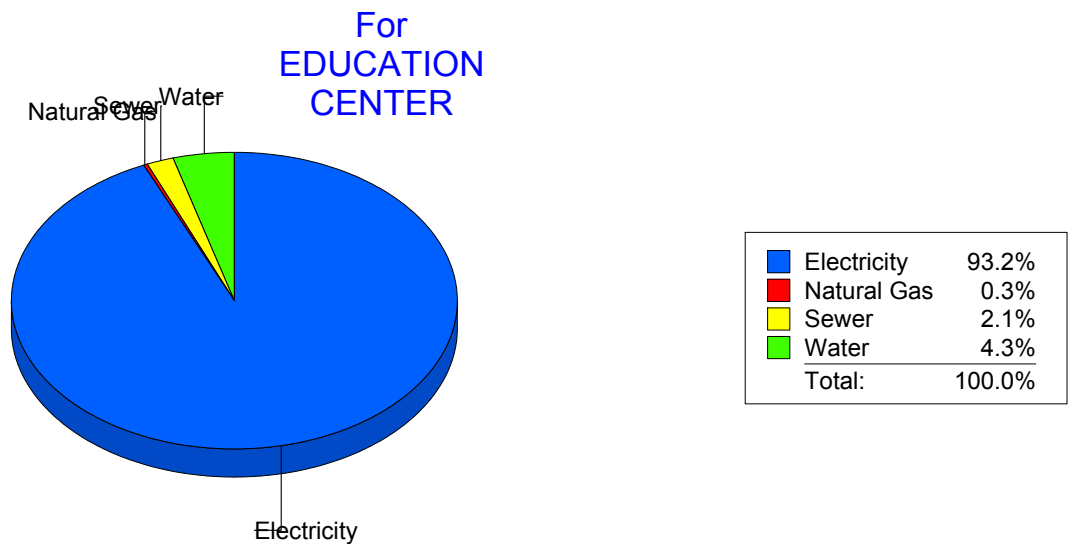
Energy CAP

Cost Avoidance Program

## Cost Summary Graph

Grouped by Energy Type

Energy Type	Use	Units	Meter Cost	Special Charges	Total Cost	Avg Unit Cost	% of Total Cost
Site: EDUCATION CENTER - EDUCATION CENTER							
Electricity	339,720	KWH	\$34,361.14	\$0.00	\$34,361.14	0.1011	93.25%
Natural Gas	189	CCF	\$128.79	\$0.00	\$128.79	0.6814	0.35%
Water	628	CCF	\$1,587.56	\$0.00	\$1,587.56	2.5280	4.31%
Sewer	313	CCF	\$771.32	\$0.00	\$771.32	2.4643	2.09%
Total Cost:			\$36,848.81	\$0.00	\$36,848.81		



Filters: Cost Center Name Not One Of DoNotReport; Site Name Not One Of DoNotReport; Billing Period Equal To 200905

# elpaso

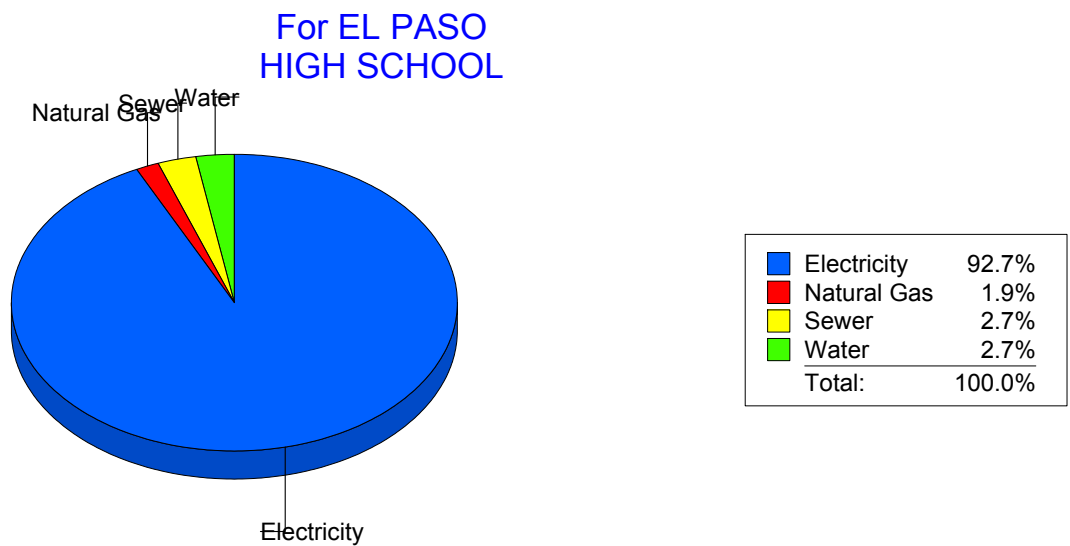
Energy CAP

Cost Avoidance Program

## Cost Summary Graph

Grouped by Energy Type

Energy Type	Use	Units	Meter Cost	Special Charges	Total Cost	Avg Unit Cost	% of Total Cost
Site: EL PASO HIGH SCHOOL - EL PASO HIGH SCHOOL							
Electricity	207,976	KWH	\$24,507.32	\$0.00	\$24,507.32	0.1178	92.68%
Natural Gas	593	CCF	\$503.63	\$0.00	\$503.63	0.8493	1.90%
Water	234	CCF	\$723.93	\$0.00	\$723.93	3.0937	2.74%
Sewer	283	CCF	\$708.97	\$0.00	\$708.97	2.5052	2.68%
Total Cost:			\$26,443.85	\$0.00	\$26,443.85		



Filters: Cost Center Name Not One Of DoNotReport; Site Name Not One Of DoNotReport; Billing Period Equal To 200905

# elpaso

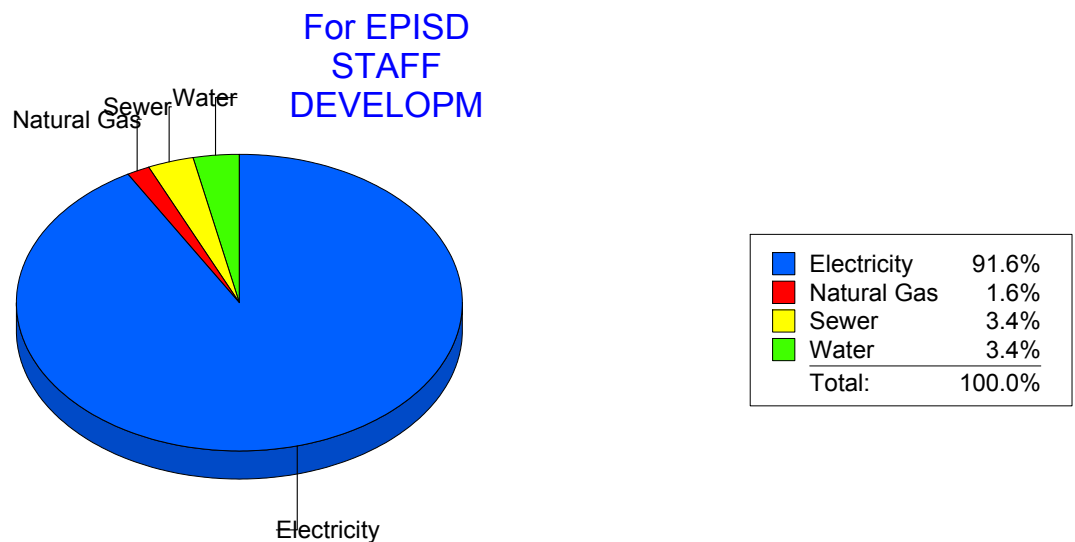
Energy CAP

Cost Avoidance Program

## Cost Summary Graph

Grouped by Energy Type

Energy Type	Use	Units	Meter Cost	Special Charges	Total Cost	Avg Unit Cost	% of Total Cost
Site: EPISD STAFF DEVELOPM - EPISD STAFF DEVELOPM							
Electricity	23,001	KWH	\$2,653.91	\$0.00	\$2,653.91	0.1154	91.62%
Natural Gas	28	CCF	\$46.01	\$0.00	\$46.01	1.6432	1.59%
Water	24	CCF	\$98.94	\$0.00	\$98.94	4.1225	3.42%
Sewer	38	CCF	\$97.74	\$0.00	\$97.74	2.5721	3.37%
Total Cost:			\$2,896.60	\$0.00	\$2,896.60		



Filters: Cost Center Name Not One Of DoNotReport; Site Name Not One Of DoNotReport; Billing Period Equal To 200905

# elpaso

Energy CAP

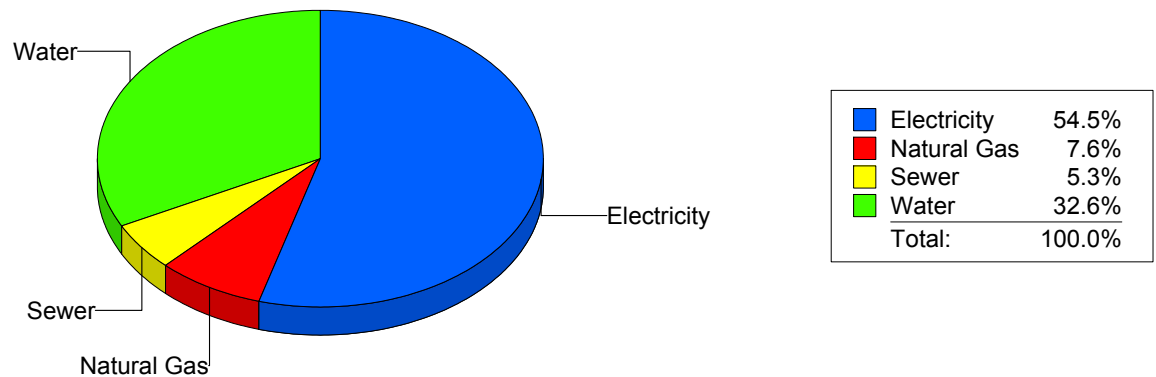
Cost Avoidance Program

## Cost Summary Graph

Grouped by Energy Type

Energy Type	Use	Units	Meter Cost	Special Charges	Total Cost	Avg Unit Cost	% of Total Cost
Site: FANNIN ELEMENTARY - FANNIN ELEMENTARY							
Electricity	27,965	KWH	\$3,596.64	\$0.00	\$3,596.64	0.1286	54.46%
Natural Gas	748	CCF	\$504.33	\$0.00	\$504.33	0.6742	7.64%
Water	776	CCF	\$2,150.73	\$0.00	\$2,150.73	2.7716	32.57%
Sewer	120	CCF	\$352.25	\$0.00	\$352.25	2.9354	5.33%
Total Cost:			\$6,603.95	\$0.00	\$6,603.95		

For FANNIN  
ELEMENTARY



Filters: Cost Center Name Not One Of DoNotReport; Site Name Not One Of DoNotReport; Billing Period Equal To 200905

# elpaso

Energy CAP

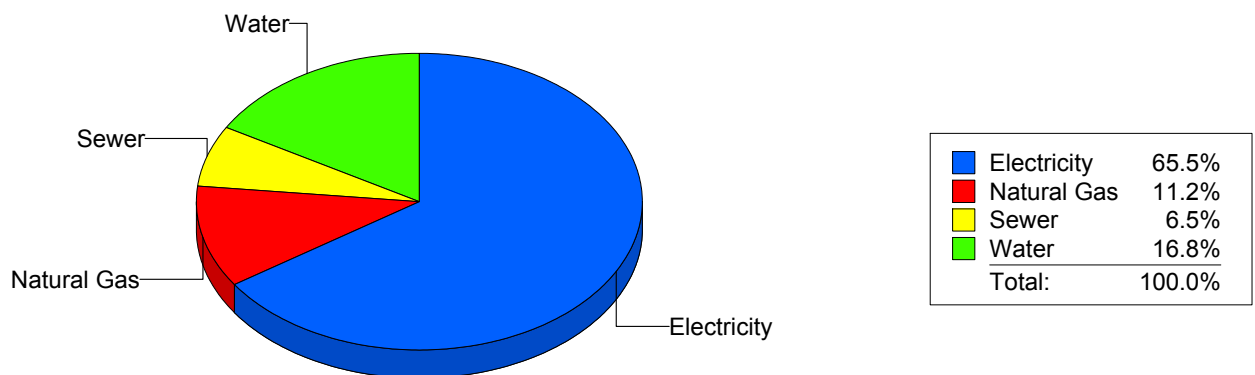
Cost Avoidance Program

## Cost Summary Graph

Grouped by Energy Type

Energy Type	Use	Units	Meter Cost	Special Charges	Total Cost	Avg Unit Cost	% of Total Cost
Site: FINE ARTS/MULTIMEDIA - FINE ARTS/MULTIMEDIA							
Electricity	9,591	KWH	\$1,387.54	\$0.00	\$1,387.54	0.1447	65.53%
Natural Gas	380	CCF	\$236.77	\$0.00	\$236.77	0.6231	11.18%
Water	143	CCF	\$355.78	\$0.00	\$355.78	2.4880	16.80%
Sewer	59	CCF	\$137.17	\$0.00	\$137.17	2.3249	6.48%
Total Cost:			\$2,117.26	\$0.00	\$2,117.26		

For FINE  
ARTS/MULTIMEDIA



Filters: Cost Center Name Not One Of DoNotReport; Site Name Not One Of DoNotReport; Billing Period Equal To 200905



# elpaso

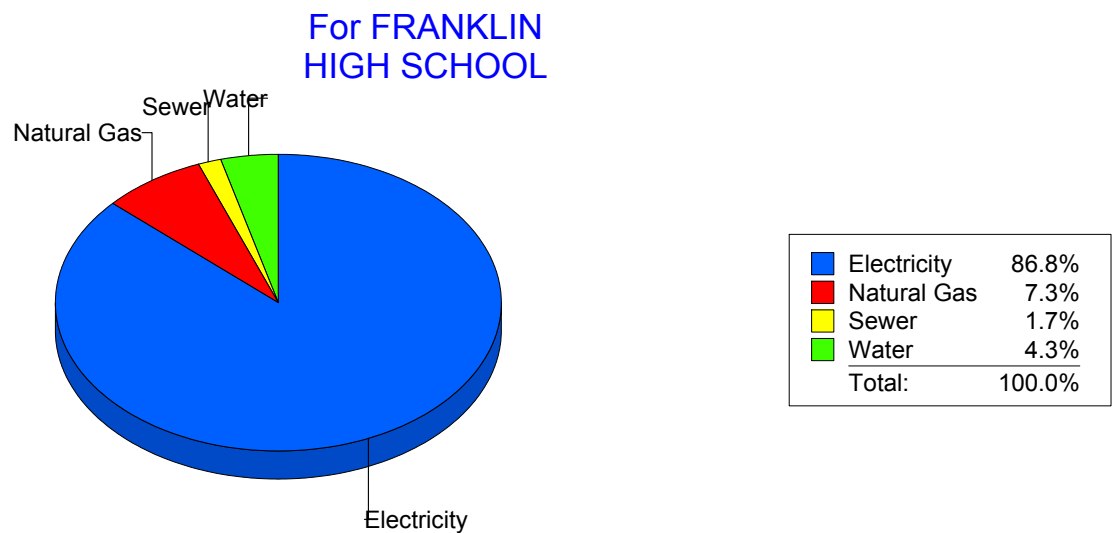
Energy CAP

Cost Avoidance Program

## Cost Summary Graph

Grouped by Energy Type

Energy Type	Use	Units	Meter Cost	Special Charges	Total Cost	Avg Unit Cost	% of Total Cost
Site: FRANKLIN HIGH SCHOOL - FRANKLIN HIGH SCHOOL							
Electricity	379,020	KWH	\$38,491.30	\$0.00	\$38,491.30	0.1016	86.76%
Natural Gas	5,869	CCF	\$3,234.57	\$0.00	\$3,234.57	0.5511	7.29%
Water	891	CCF	\$1,890.34	\$0.00	\$1,890.34	2.1216	4.26%
Sewer	421	CCF	\$746.62	\$0.00	\$746.62	1.7734	1.68%
Total Cost:			\$44,362.83	\$0.00	\$44,362.83		



Filters: Cost Center Name Not One Of DoNotReport; Site Name Not One Of DoNotReport; Billing Period Equal To 200905

# elpaso

Energy CAP

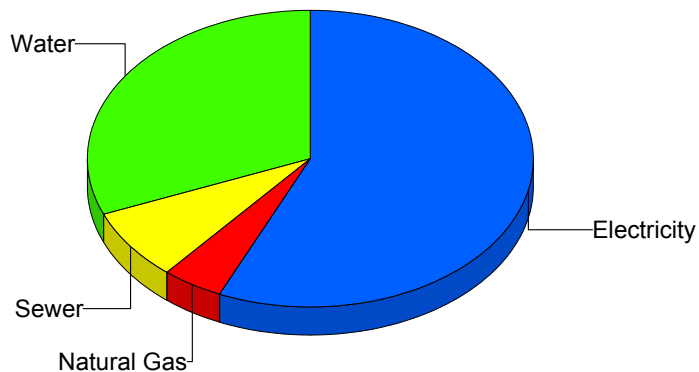
Cost Avoidance Program

## Cost Summary Graph

Grouped by Energy Type

Energy Type	Use	Units	Meter Cost	Special Charges	Total Cost	Avg Unit Cost	% of Total Cost
Site: GREEN ELEMENTARY SCH - GREEN ELEMENTARY SCH							
Electricity	31,500	KWH	\$3,687.39	\$0.00	\$3,687.39	0.1171	56.71%
Natural Gas	402	CCF	\$282.58	\$0.00	\$282.58	0.7029	4.35%
Water	630	CCF	\$2,028.34	\$0.00	\$2,028.34	3.2196	31.19%
Sewer	181	CCF	\$504.06	\$0.00	\$504.06	2.7849	7.75%
Total Cost:			\$6,502.37	\$0.00	\$6,502.37		

For GREEN  
ELEMENTARY  
SCH



Electricity	56.7%
Natural Gas	4.3%
Sewer	7.8%
Water	31.2%
Total:	100.0%

Filters: Cost Center Name Not One Of DoNotReport; Site Name Not One Of DoNotReport; Billing Period Equal To 200905

# elpaso

Energy CAP

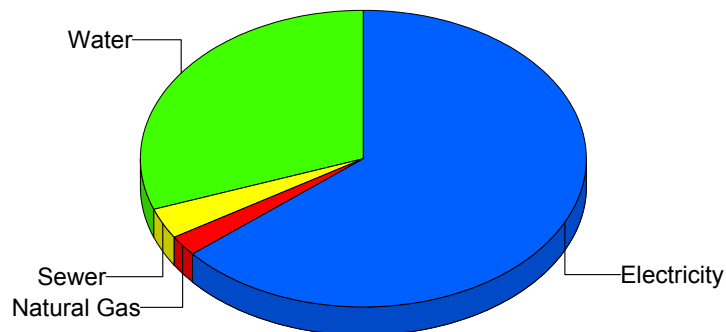
Cost Avoidance Program

## Cost Summary Graph

Grouped by Energy Type

Energy Type	Use	Units	Meter Cost	Special Charges	Total Cost	Avg Unit Cost	% of Total Cost
Site: GUILLEN MIDDLE SCHOO - GUILLEN MIDDLE SCHOO							
Electricity	95,943	KWH	\$9,918.27	\$0.00	\$9,918.27	0.1034	64.03%
Natural Gas	479	CCF	\$316.28	\$0.00	\$316.28	0.6603	2.04%
Water	1,572	CCF	\$4,715.86	\$0.00	\$4,715.86	2.9999	30.44%
Sewer	268	CCF	\$540.21	\$0.00	\$540.21	2.0157	3.49%
Total Cost:			\$15,490.62	\$0.00	\$15,490.62		

For GUILLEN  
MIDDLE  
SCHOO



Electricity	64.0%
Natural Gas	2.0%
Sewer	3.5%
Water	30.4%
Total:	100.0%

Filters: Cost Center Name Not One Of DoNotReport; Site Name Not One Of DoNotReport; Billing Period Equal To 200905

# elpaso

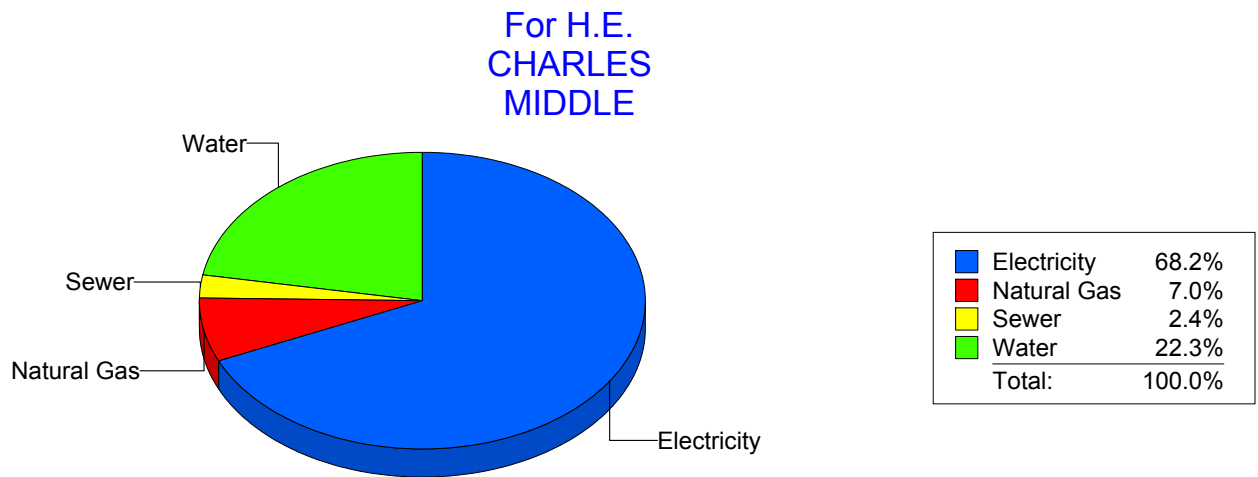
Energy CAP

Cost Avoidance Program

## Cost Summary Graph

Grouped by Energy Type

Energy Type	Use	Units	Meter Cost	Special Charges	Total Cost	Avg Unit Cost	% of Total Cost
Site: H.E. CHARLES MIDDLE - H.E. CHARLES MIDDLE							
Electricity	93,650	KWH	\$10,207.57	\$0.00	\$10,207.57	0.1090	68.24%
Natural Gas	1,858	CCF	\$1,044.52	\$0.00	\$1,044.52	0.5622	6.98%
Water	828	CCF	\$3,341.44	\$0.00	\$3,341.44	4.0356	22.34%
Sewer	121	CCF	\$365.62	\$0.00	\$365.62	3.0217	2.44%
Total Cost:			\$14,959.15	\$0.00	\$14,959.15		



Filters: Cost Center Name Not One Of DoNotReport; Site Name Not One Of DoNotReport; Billing Period Equal To 200905

# elpaso

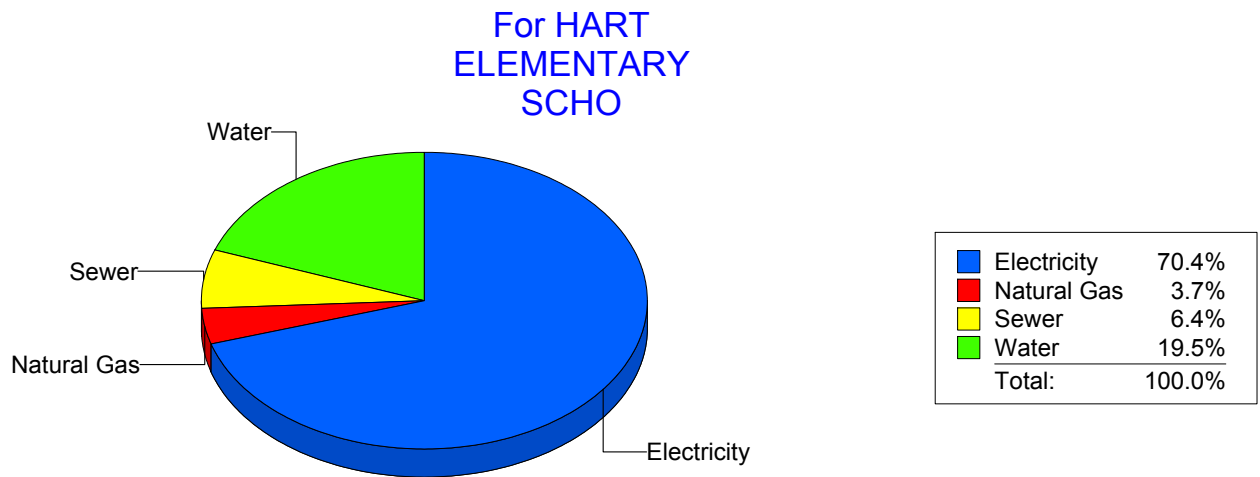
Energy CAP

Cost Avoidance Program

## Cost Summary Graph

Grouped by Energy Type

Energy Type	Use	Units	Meter Cost	Special Charges	Total Cost	Avg Unit Cost	% of Total Cost
Site: HART ELEMENTARY SCHO - HART ELEMENTARY SCHO							
Electricity	25,813	KWH	\$3,608.18	\$0.00	\$3,608.18	0.1398	70.37%
Natural Gas	297	CCF	\$189.85	\$0.00	\$189.85	0.6392	3.70%
Water	389	CCF	\$1,000.27	\$0.00	\$1,000.27	2.5714	19.51%
Sewer	143	CCF	\$329.33	\$0.00	\$329.33	2.3030	6.42%
Total Cost:			\$5,127.63	\$0.00	\$5,127.63		



Filters: Cost Center Name Not One Of DoNotReport; Site Name Not One Of DoNotReport; Billing Period Equal To 200905

# elpaso

Energy CAP

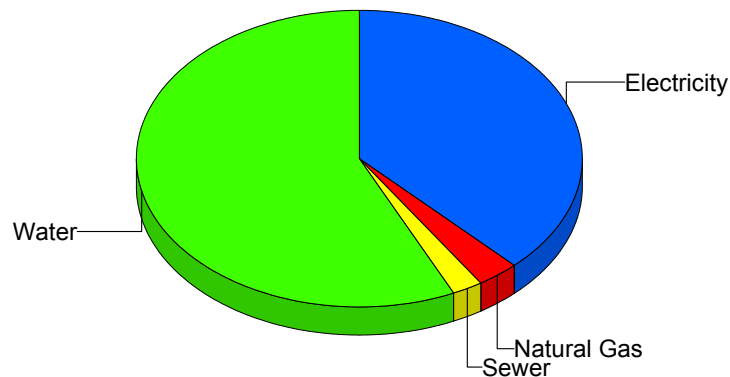
Cost Avoidance Program

## Cost Summary Graph

Grouped by Energy Type

Energy Type	Use	Units	Meter Cost	Special Charges	Total Cost	Avg Unit Cost	% of Total Cost
Site: HAWKINS ELEMENTARY S - HAWKINS ELEMENTARY S							
Electricity	25,880	KWH	\$3,004.05	\$0.00	\$3,004.05	0.1161	37.89%
Natural Gas	381	CCF	\$237.33	\$0.00	\$237.33	0.6229	2.99%
Water	941	CCF	\$4,517.38	\$0.00	\$4,517.38	4.8006	56.97%
Sewer	36	CCF	\$170.20	\$0.00	\$170.20	4.7278	2.15%
Total Cost:			\$7,928.96	\$0.00	\$7,928.96		

For HAWKINS  
ELEMENTARY  
S



Electricity	37.9%
Natural Gas	3.0%
Sewer	2.1%
Water	57.0%
Total:	100.0%

Filters: Cost Center Name Not One Of DoNotReport; Site Name Not One Of DoNotReport; Billing Period Equal To 200905

# elpaso

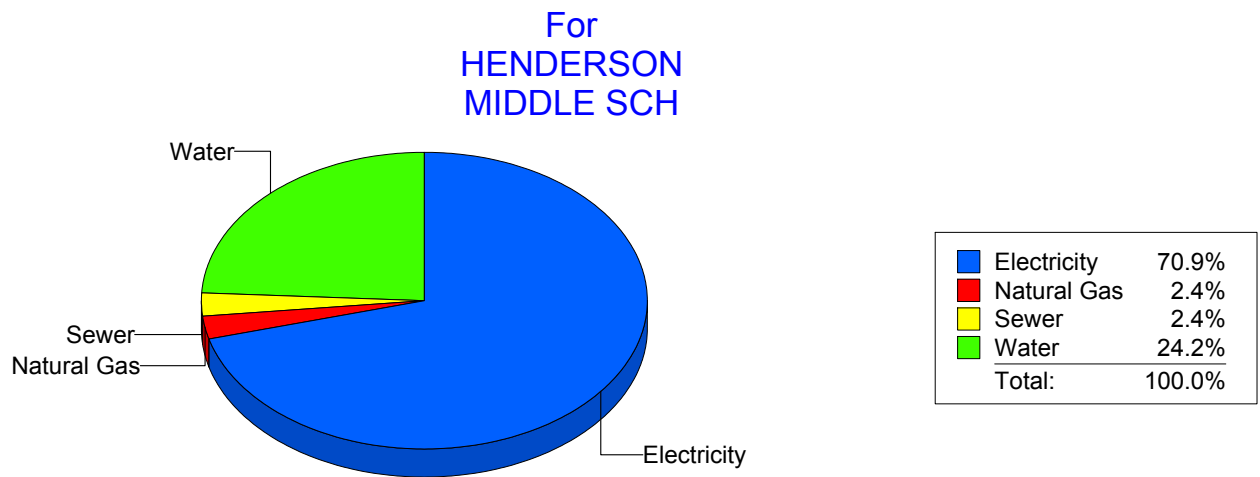
Energy CAP

Cost Avoidance Program

## Cost Summary Graph

Grouped by Energy Type

Energy Type	Use	Units	Meter Cost	Special Charges	Total Cost	Avg Unit Cost	% of Total Cost
Site: HENDERSON MIDDLE SCH - HENDERSON MIDDLE SCH							
Electricity	63,593	KWH	\$7,617.04	\$0.00	\$7,617.04	0.1198	70.95%
Natural Gas	411	CCF	\$254.29	\$0.00	\$254.29	0.6187	2.37%
Water	1,084	CCF	\$2,602.02	\$0.00	\$2,602.02	2.4004	24.24%
Sewer	158	CCF	\$262.90	\$0.00	\$262.90	1.6639	2.45%
Total Cost:			\$10,736.25	\$0.00	\$10,736.25		



Filters: Cost Center Name Not One Of DoNotReport; Site Name Not One Of DoNotReport; Billing Period Equal To 200905

# elpaso

Energy CAP

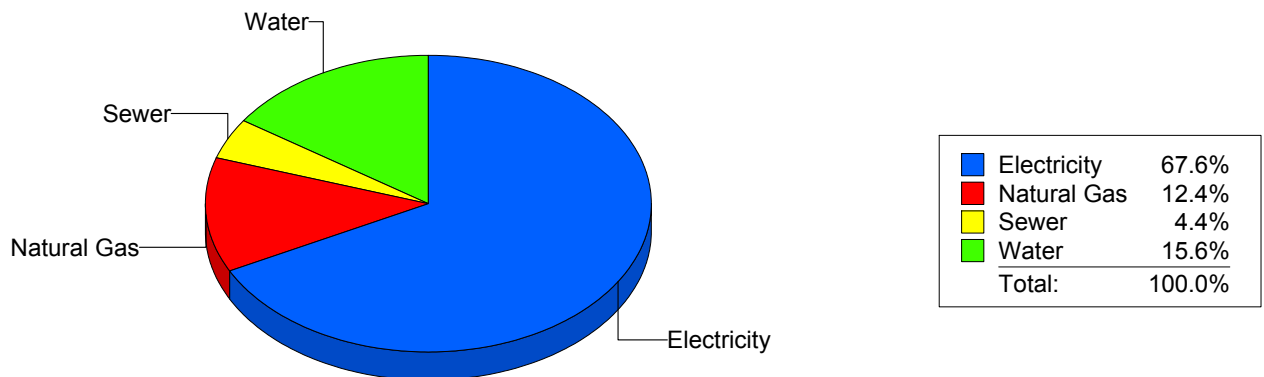
Cost Avoidance Program

## Cost Summary Graph

Grouped by Energy Type

Energy Type	Use	Units	Meter Cost	Special Charges	Total Cost	Avg Unit Cost	% of Total Cost
Site: HERCULES COTTAGES - HERCULES COTTAGES							
Electricity	5,385	KWH	\$920.18	\$0.00	\$920.18	0.1709	67.58%
Natural Gas	5	CCF	\$169.16	\$0.00	\$169.16	33.8320	12.42%
Water	69	CCF	\$212.70	\$0.00	\$212.70	3.0826	15.62%
Sewer	23	CCF	\$59.54	\$0.00	\$59.54	2.5887	4.37%
Total Cost:			\$1,361.58	\$0.00	\$1,361.58		

### For HERCULES COTTAGES



Filters: Cost Center Name Not One Of DoNotReport; Site Name Not One Of DoNotReport; Billing Period Equal To 200905



# elpaso

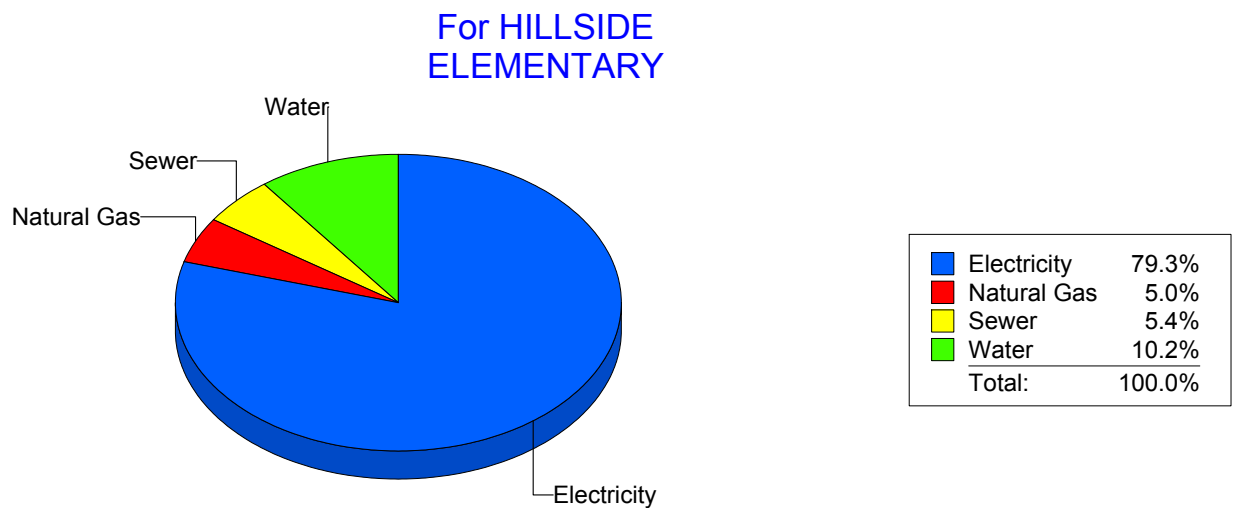
Energy CAP

Cost Avoidance Program

## Cost Summary Graph

Grouped by Energy Type

Energy Type	Use	Units	Meter Cost	Special Charges	Total Cost	Avg Unit Cost	% of Total Cost
Site: HILLSIDE ELEMENTARY - HILLSIDE ELEMENTARY							
Electricity	45,983	KWH	\$6,016.58	\$0.00	\$6,016.58	0.1308	79.32%
Natural Gas	481	CCF	\$381.35	\$0.00	\$381.35	0.7928	5.03%
Water	340	CCF	\$777.03	\$0.00	\$777.03	2.2854	10.24%
Sewer	156	CCF	\$410.67	\$0.00	\$410.67	2.6325	5.41%
Total Cost:			\$7,585.63	\$0.00	\$7,585.63		



Filters: Cost Center Name Not One Of DoNotReport; Site Name Not One Of DoNotReport; Billing Period Equal To 200905

# elpaso

Energy CAP

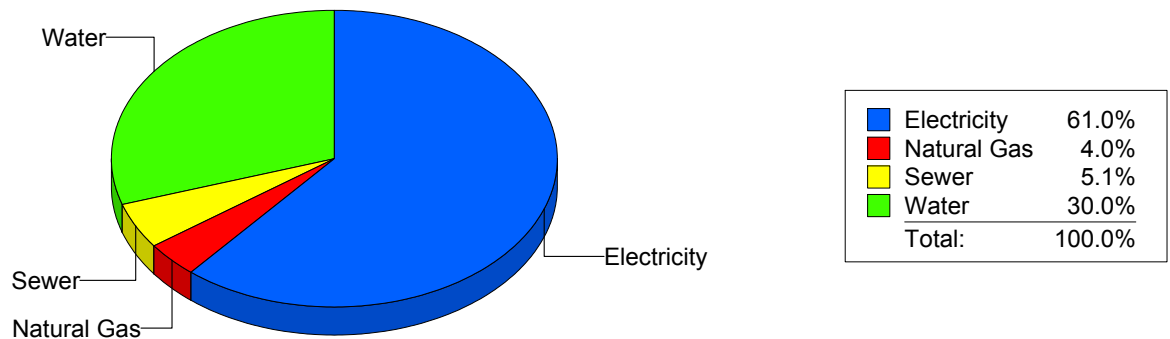
Cost Avoidance Program

## Cost Summary Graph

Grouped by Energy Type

Energy Type	Use	Units	Meter Cost	Special Charges	Total Cost	Avg Unit Cost	% of Total Cost
Site: HOUSTON INTERMEDIATE - HOUSTON INTERMEDIATE							
Electricity	27,472	KWH	\$3,511.06	\$0.00	\$3,511.06	0.1278	60.98%
Natural Gas	249	CCF	\$229.36	\$0.00	\$229.36	0.9211	3.98%
Water	713	CCF	\$1,725.84	\$0.00	\$1,725.84	2.4205	29.98%
Sewer	64	CCF	\$291.14	\$0.00	\$291.14	4.5491	5.06%
Total Cost:			\$5,757.40	\$0.00	\$5,757.40		

For HOUSTON  
INTERMEDIATE



Filters: Cost Center Name Not One Of DoNotReport; Site Name Not One Of DoNotReport; Billing Period Equal To 200905

# elpaso

Energy CAP

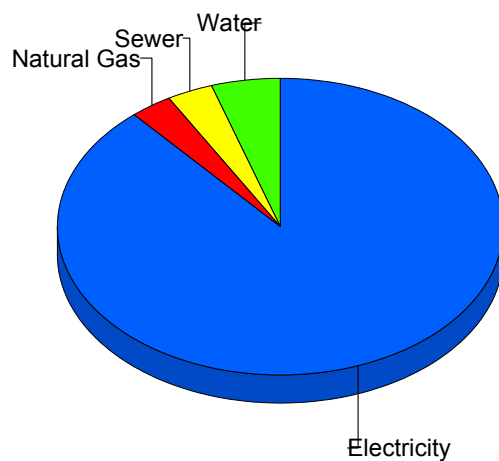
Cost Avoidance Program

## Cost Summary Graph

Grouped by Energy Type

Energy Type	Use	Units	Meter Cost	Special Charges	Total Cost	Avg Unit Cost	% of Total Cost
Site: MOYE - HR Moye							
Electricity	74,880	KWH	\$9,127.01	\$0.00	\$9,127.01	0.1219	88.66%
Natural Gas	530	CCF	\$320.95	\$0.00	\$320.95	0.6056	3.12%
Water	156	CCF	\$523.64	\$0.00	\$523.64	3.3567	5.09%
Sewer	87	CCF	\$322.44	\$0.00	\$322.44	3.7062	3.13%
Total Cost:			\$10,294.04	\$0.00	\$10,294.04		

For HR Moye



Electricity	88.7%
Natural Gas	3.1%
Sewer	3.1%
Water	5.1%
Total:	100.0%

Filters: Cost Center Name Not One Of DoNotReport; Site Name Not One Of DoNotReport; Billing Period Equal To 200905

# elpaso

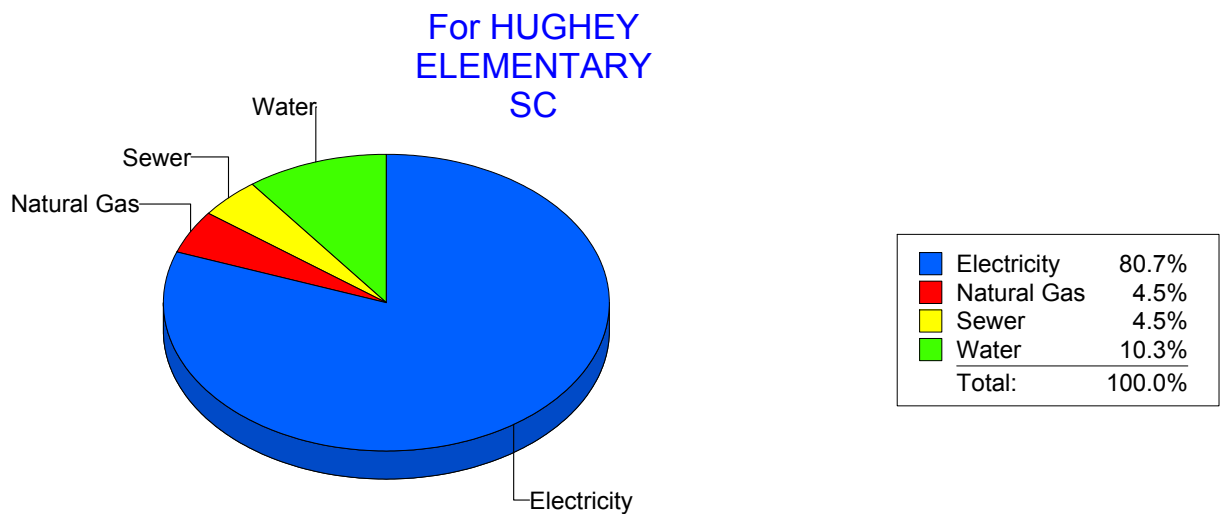
Energy CAP

Cost Avoidance Program

## Cost Summary Graph

Grouped by Energy Type

Energy Type	Use	Units	Meter Cost	Special Charges	Total Cost	Avg Unit Cost	% of Total Cost
Site: HUGHEY ELEMENTARY SC - HUGHEY ELEMENTARY SC							
Electricity	31,560	KWH	\$4,281.04	\$0.00	\$4,281.04	0.1356	80.65%
Natural Gas	388	CCF	\$241.29	\$0.00	\$241.29	0.6219	4.55%
Water	277	CCF	\$544.23	\$0.00	\$544.23	1.9647	10.25%
Sewer	141	CCF	\$241.31	\$0.00	\$241.31	1.7114	4.55%
Total Cost:			\$5,307.87	\$0.00	\$5,307.87		



Filters: Cost Center Name Not One Of DoNotReport; Site Name Not One Of DoNotReport; Billing Period Equal To 200905

# elpaso

Energy CAP

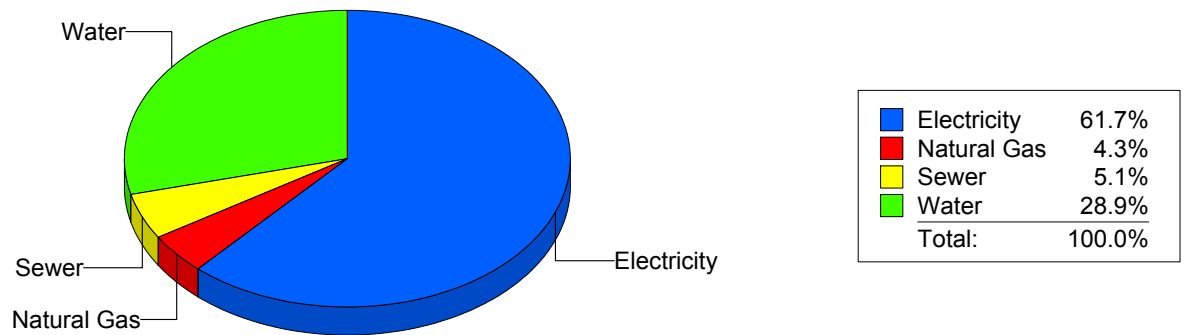
Cost Avoidance Program

## Cost Summary Graph

Grouped by Energy Type

Energy Type	Use	Units	Meter Cost	Special Charges	Total Cost	Avg Unit Cost	% of Total Cost
Site: IRVIN HIGH SCHOOL - IRVIN HIGH SCHOOL							
Electricity	135,906	KWH	\$15,834.65	\$0.00	\$15,834.65	0.1165	61.70%
Natural Gas	1,928	CCF	\$1,115.84	\$0.00	\$1,115.84	0.5788	4.35%
Water	2,873	CCF	\$7,415.99	\$0.00	\$7,415.99	2.5813	28.90%
Sewer	914	CCF	\$1,298.39	\$0.00	\$1,298.39	1.4206	5.06%
Total Cost:			\$25,664.87	\$0.00	\$25,664.87		

For IRVIN HIGH SCHOOL



Filters: Cost Center Name Not One Of DoNotReport; Site Name Not One Of DoNotReport; Billing Period Equal To 200905

el Paso

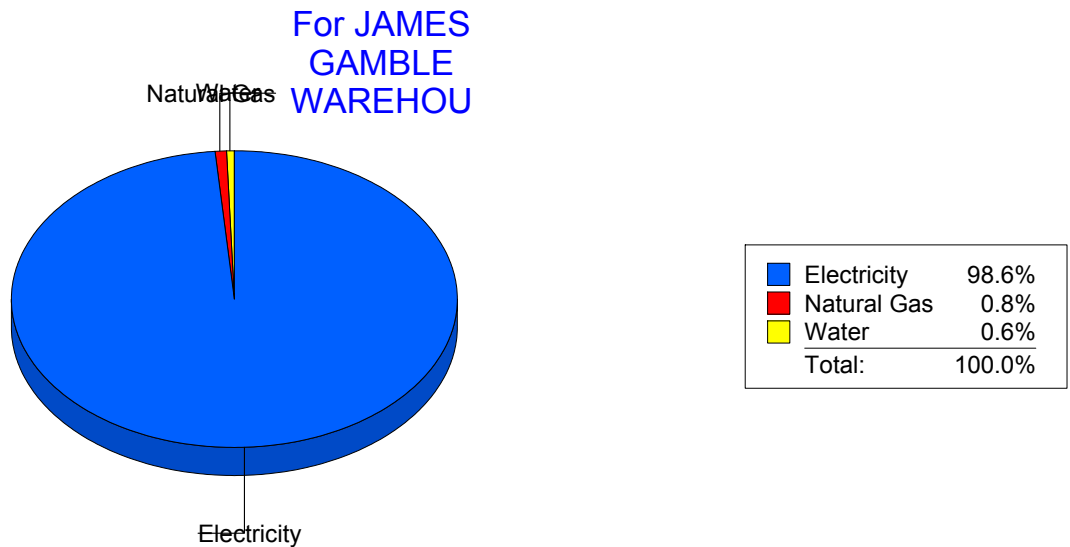
Energy CAP

Cost Avoidance Program

## Cost Summary Graph

Grouped by Energy Type

Energy Type	Use	Units	Meter Cost	Special Charges	Total Cost	Avg Unit Cost	% of Total Cost
Site: JAMES GAMBLE WAREHOU - JAMES GAMBLE WAREHOU							
Electricity	44,400	KWH	\$5,583.52	\$0.00	\$5,583.52	0.1258	98.55%
Natural Gas	27	CCF	\$45.69	\$0.00	\$45.69	1.6922	0.81%
Water	0	CCF	\$36.36	\$0.00	\$36.36	0.0000	0.64%
Total Cost:			\$5,665.57	\$0.00	\$5,665.57		



Filters: Cost Center Name Not One Of DoNotReport; Site Name Not One Of DoNotReport; Billing Period Equal To 200905

# elpaso

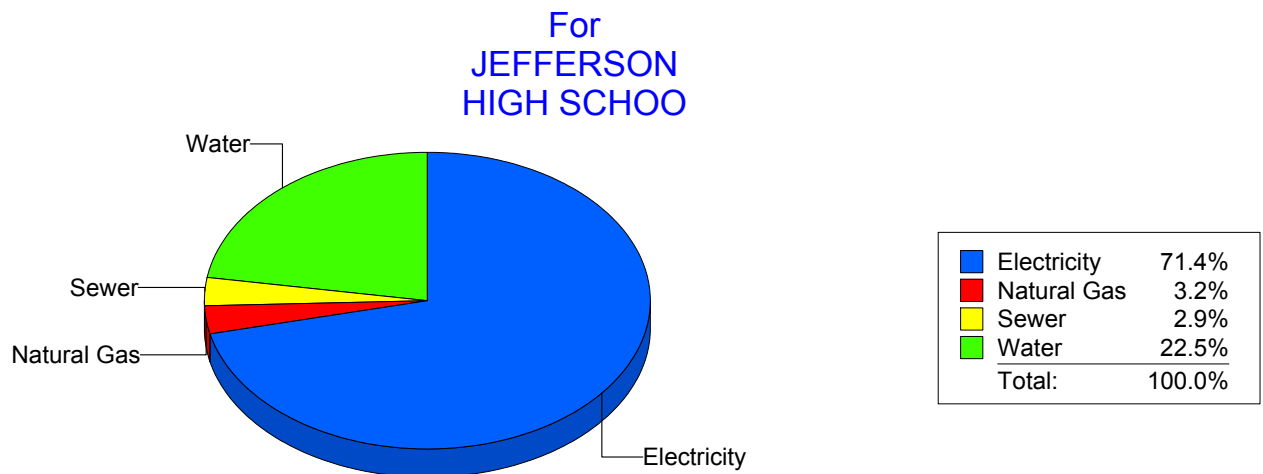
Energy CAP

Cost Avoidance Program

## Cost Summary Graph

Grouped by Energy Type

Energy Type	Use	Units	Meter Cost	Special Charges	Total Cost	Avg Unit Cost	% of Total Cost
Site: JEFFERSON HIGH SCHOO - JEFFERSON HIGH SCHOO							
Electricity	130,031	KWH	\$15,819.96	\$0.00	\$15,819.96	0.1217	71.39%
Natural Gas	862	CCF	\$702.85	\$0.00	\$702.85	0.8154	3.17%
Water	2,211	CCF	\$4,992.56	\$0.00	\$4,992.56	2.2581	22.53%
Sewer	236	CCF	\$645.26	\$0.00	\$645.26	2.7342	2.91%
Total Cost:			\$22,160.63	\$0.00	\$22,160.63		



Filters: Cost Center Name Not One Of DoNotReport; Site Name Not One Of DoNotReport; Billing Period Equal To 200905

# elpaso

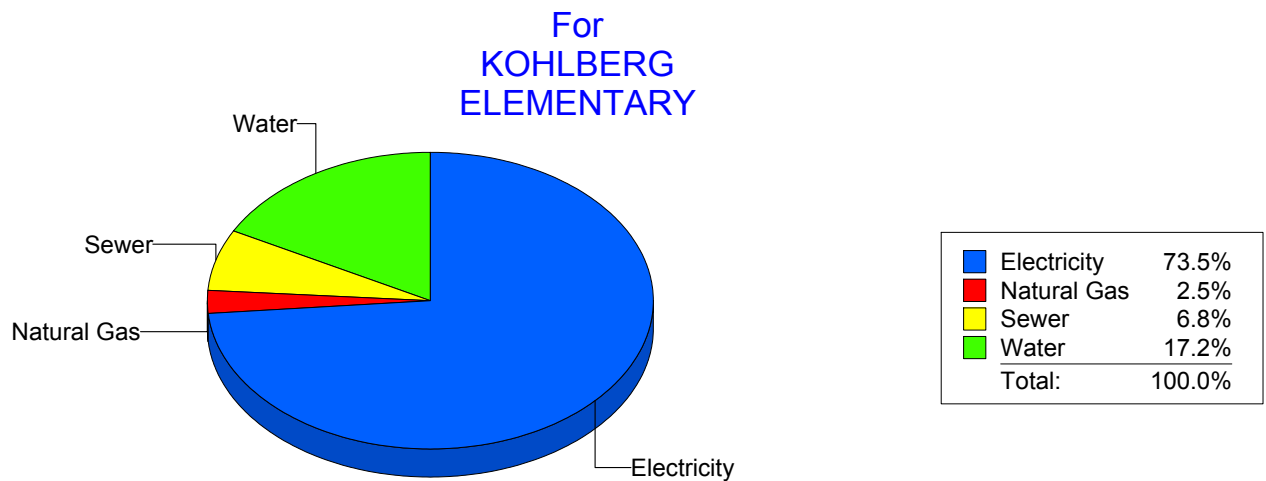
Energy CAP

Cost Avoidance Program

## Cost Summary Graph

Grouped by Energy Type

Energy Type	Use	Units	Meter Cost	Special Charges	Total Cost	Avg Unit Cost	% of Total Cost
Site: KOHLBERG ELEMENTARY - KOHLBERG ELEMENTARY							
Electricity	54,780	KWH	\$6,989.29	\$0.00	\$6,989.29	0.1276	73.53%
Natural Gas	377	CCF	\$235.07	\$0.00	\$235.07	0.6235	2.47%
Water	783	CCF	\$1,633.18	\$0.00	\$1,633.18	2.0858	17.18%
Sewer	363	CCF	\$648.10	\$0.00	\$648.10	1.7854	6.82%
Total Cost:			\$9,505.64	\$0.00	\$9,505.64		



Filters: Cost Center Name Not One Of DoNotReport; Site Name Not One Of DoNotReport; Billing Period Equal To 200905



# elpaso

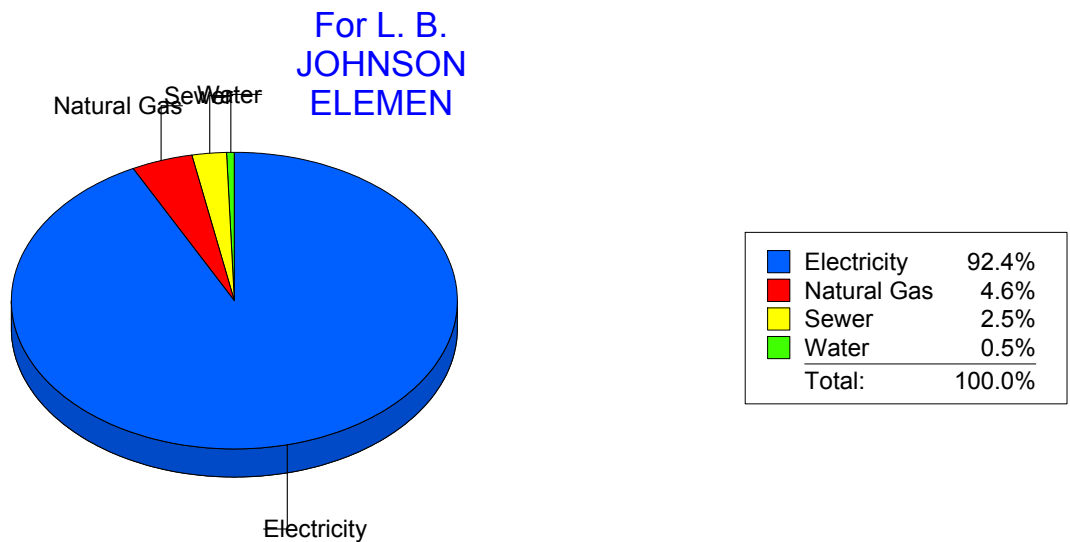
Energy CAP

Cost Avoidance Program

## Cost Summary Graph

Grouped by Energy Type

Energy Type	Use	Units	Meter Cost	Special Charges	Total Cost	Avg Unit Cost	% of Total Cost
Site: L. B. JOHNSON ELEMEN - L. B. JOHNSON ELEMEN							
Electricity	86,150	KWH	\$10,020.06	\$0.00	\$10,020.06	0.1163	92.37%
Natural Gas	794	CCF	\$497.90	\$0.00	\$497.90	0.6271	4.59%
Water	192	CCF	\$53.54	\$0.00	\$53.54	0.2789	0.49%
Sewer	109	CCF	\$276.04	\$0.00	\$276.04	2.5325	2.54%
Total Cost:			\$10,847.54	\$0.00	\$10,847.54		



Filters: Cost Center Name Not One Of DoNotReport; Site Name Not One Of DoNotReport; Billing Period Equal To 200905

# elpaso

Energy CAP

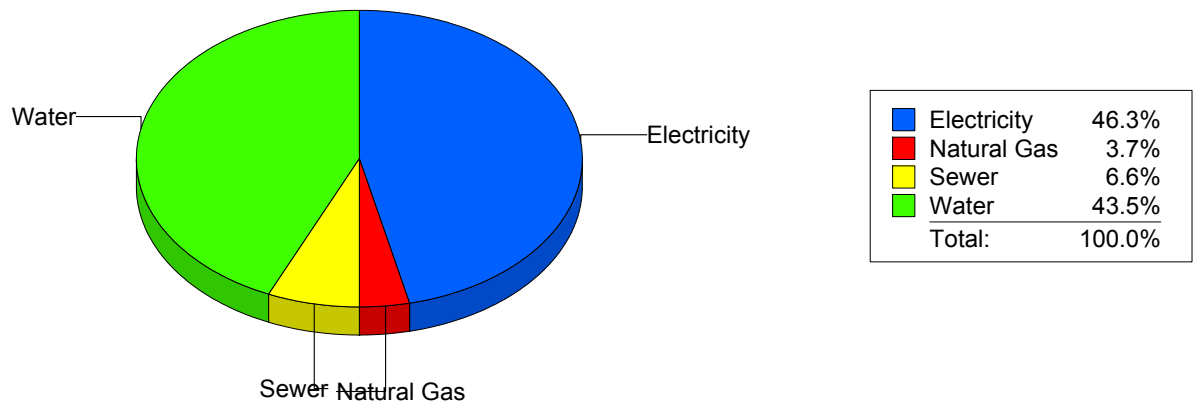
Cost Avoidance Program

## Cost Summary Graph

Grouped by Energy Type

Energy Type	Use	Units	Meter Cost	Special Charges	Total Cost	Avg Unit Cost	% of Total Cost
Site: LAMAR ELEMENTARY SCH - LAMAR ELEMENTARY SCH							
Electricity	35,700	KWH	\$4,388.46	\$0.00	\$4,388.46	0.1229	46.30%
Natural Gas	495	CCF	\$346.23	\$0.00	\$346.23	0.6995	3.65%
Water	1,125	CCF	\$4,119.53	\$0.00	\$4,119.53	3.6618	43.46%
Sewer	226	CCF	\$624.48	\$0.00	\$624.48	2.7632	6.59%
Total Cost:			\$9,478.70	\$0.00	\$9,478.70		

For LAMAR  
ELEMENTARY  
SCH



Filters: Cost Center Name Not One Of DoNotReport; Site Name Not One Of DoNotReport; Billing Period Equal To 200905

# elpaso

Energy CAP

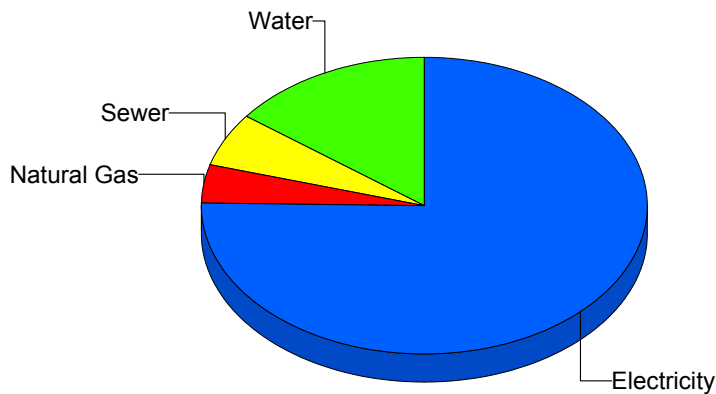
Cost Avoidance Program

## Cost Summary Graph

Grouped by Energy Type

Energy Type	Use	Units	Meter Cost	Special Charges	Total Cost	Avg Unit Cost	% of Total Cost
Site: LEE ELEMENTARY - LEE ELEMENTARY							
Electricity	41,063	KWH	\$5,494.08	\$0.00	\$5,494.08	0.1338	75.31%
Natural Gas	417	CCF	\$309.73	\$0.00	\$309.73	0.7428	4.25%
Water	336	CCF	\$1,074.24	\$0.00	\$1,074.24	3.1971	14.72%
Sewer	107	CCF	\$417.43	\$0.00	\$417.43	3.9012	5.72%
Total Cost:			\$7,295.48	\$0.00	\$7,295.48		

For LEE  
ELEMENTARY



Electricity	75.3%
Natural Gas	4.2%
Sewer	5.7%
Water	14.7%
Total:	100.0%

Filters: Cost Center Name Not One Of DoNotReport; Site Name Not One Of DoNotReport; Billing Period Equal To 200905

# elpaso

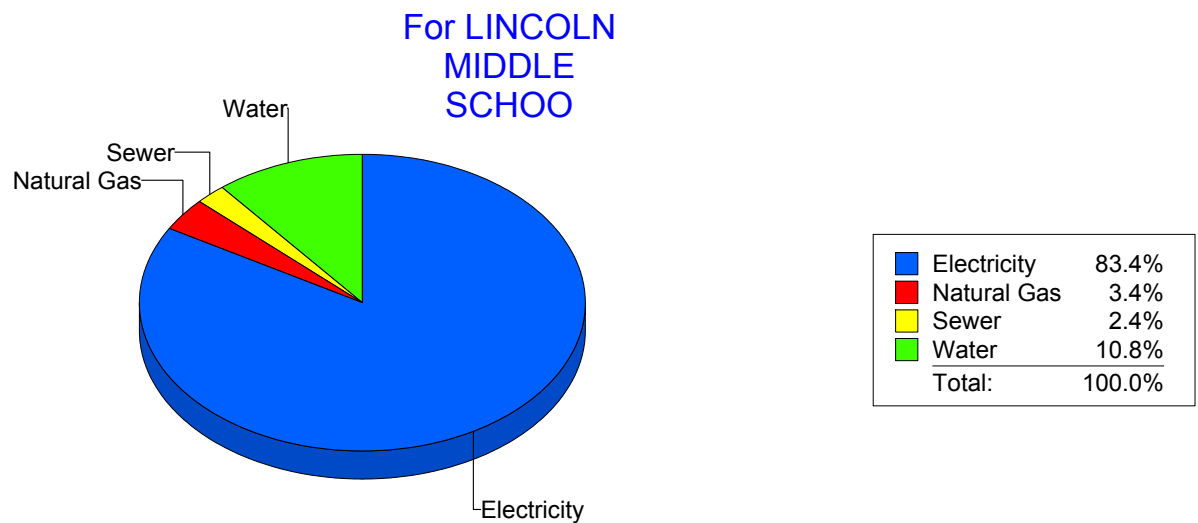
Energy CAP

Cost Avoidance Program

## Cost Summary Graph

Grouped by Energy Type

Energy Type	Use	Units	Meter Cost	Special Charges	Total Cost	Avg Unit Cost	% of Total Cost
Site: LINCOLN MIDDLE SCHOO - LINCOLN MIDDLE SCHOO							
Electricity	129,650	KWH	\$15,901.93	\$0.00	\$15,901.93	0.1227	83.39%
Natural Gas	1,143	CCF	\$654.95	\$0.00	\$654.95	0.5730	3.43%
Water	768	CCF	\$2,061.84	\$0.00	\$2,061.84	2.6847	10.81%
Sewer	246	CCF	\$450.03	\$0.00	\$450.03	1.8294	2.36%
Total Cost:			\$19,068.75	\$0.00	\$19,068.75		



Filters: Cost Center Name Not One Of DoNotReport; Site Name Not One Of DoNotReport; Billing Period Equal To 200905

# elpaso

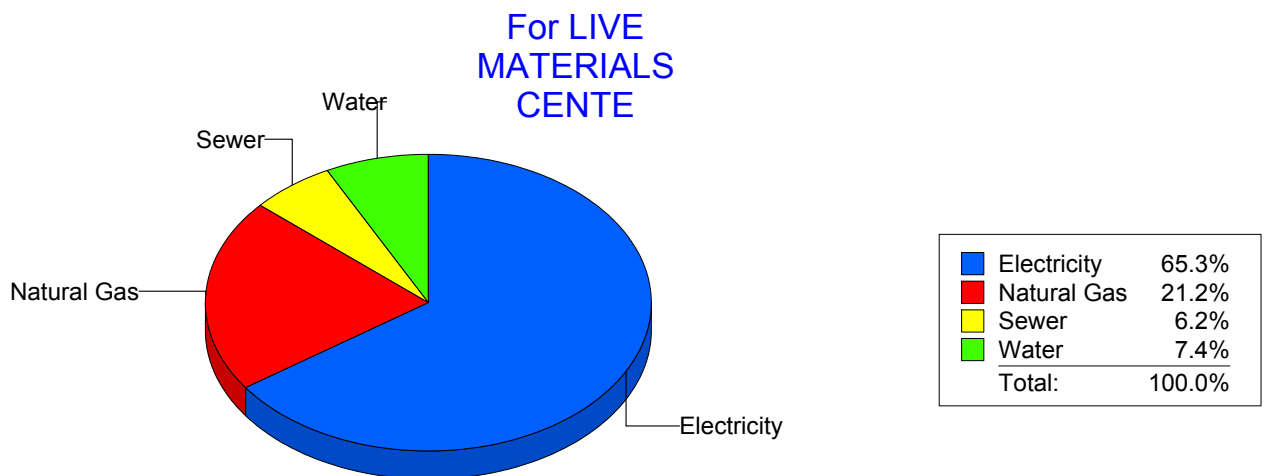
Energy CAP

Cost Avoidance Program

## Cost Summary Graph

Grouped by Energy Type

Energy Type	Use	Units	Meter Cost	Special Charges	Total Cost	Avg Unit Cost	% of Total Cost
Site: LIVE MATERIALS CENTE - LIVE MATERIALS CENTE							
Electricity	1,202	KWH	\$227.98	\$0.00	\$227.98	0.1897	65.29%
Natural Gas	16	CCF	\$73.97	\$0.00	\$73.97	4.6231	21.18%
Water	3	CCF	\$25.75	\$0.00	\$25.75	8.5833	7.37%
Sewer	2	CCF	\$21.49	\$0.00	\$21.49	10.7450	6.15%
Total Cost:			\$349.19	\$0.00	\$349.19		



Filters: Cost Center Name Not One Of DoNotReport; Site Name Not One Of DoNotReport; Billing Period Equal To 200905

# el Paso

Energy CAP

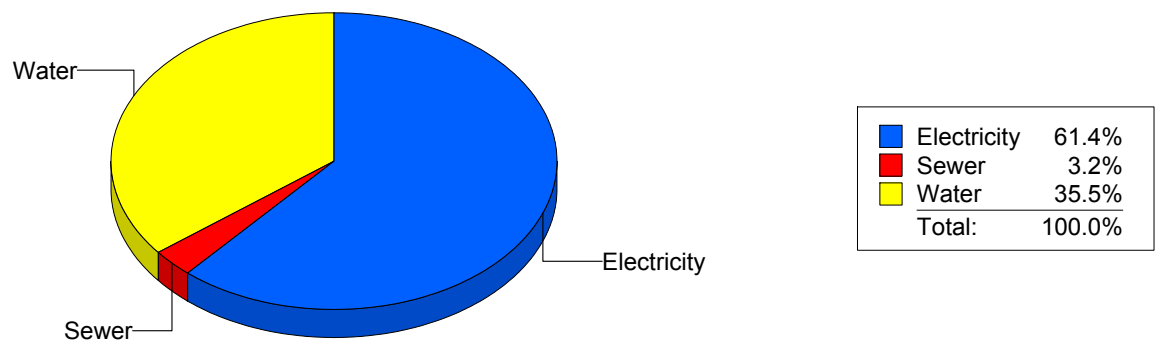
Cost Avoidance Program

## Cost Summary Graph

Grouped by Energy Type

Energy Type	Use	Units	Meter Cost	Special Charges	Total Cost	Avg Unit Cost	% of Total Cost
Site: LOGAN ELEMENTARY - LOGAN ELEMENTARY							
Electricity	30,100	KWH	\$3,728.95	\$0.00	\$3,728.95	0.1239	61.37%
Water	584	CCF	\$2,154.31	\$0.00	\$2,154.31	3.6889	35.45%
Sewer	103	CCF	\$193.05	\$0.00	\$193.05	1.8743	3.18%
Total Cost:			\$6,076.31	\$0.00	\$6,076.31		

For LOGAN  
ELEMENTARY



Filters: Cost Center Name Not One Of DoNotReport; Site Name Not One Of DoNotReport; Billing Period Equal To 200905

**elpaso**

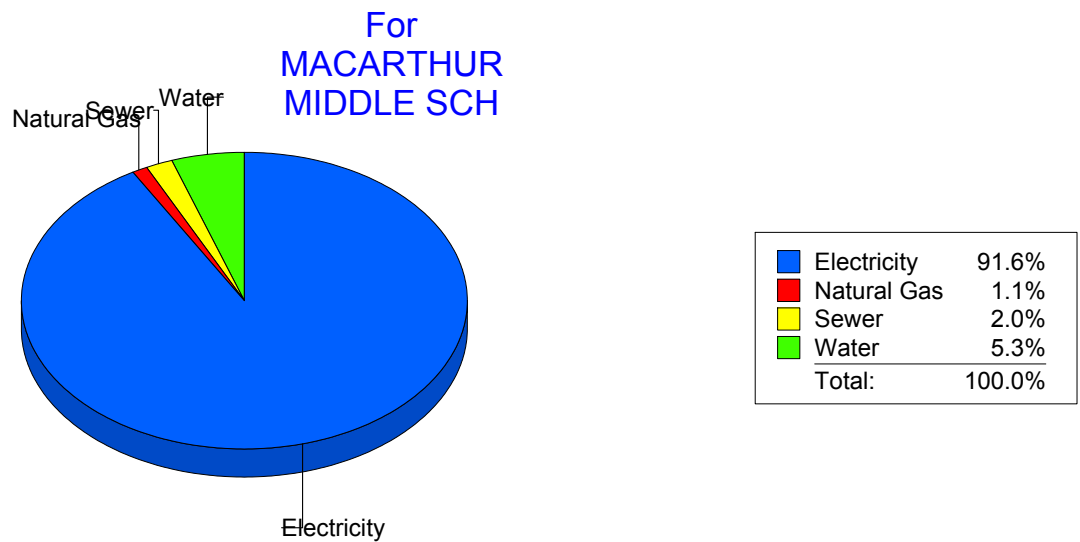
Energy CAP

Cost Avoidance Program

**Cost Summary Graph**

Grouped by Energy Type

Energy Type	Use	Units	Meter Cost	Special Charges	Total Cost	Avg Unit Cost	% of Total Cost
Site: MACARTHUR MIDDLE SCH - MACARTHUR MIDDLE SCH							
Electricity	92,560	KWH	\$11,985.15	\$0.00	\$11,985.15	0.1295	91.59%
Natural Gas	217	CCF	\$144.64	\$0.00	\$144.64	0.6665	1.11%
Water	243	CCF	\$692.27	\$0.00	\$692.27	2.8488	5.29%
Sewer	99	CCF	\$263.34	\$0.00	\$263.34	2.6600	2.01%
Total Cost:			\$13,085.40	\$0.00	\$13,085.40		



Filters: Cost Center Name Not One Of DoNotReport; Site Name Not One Of DoNotReport; Billing Period Equal To 200905

# elpaso

Energy CAP

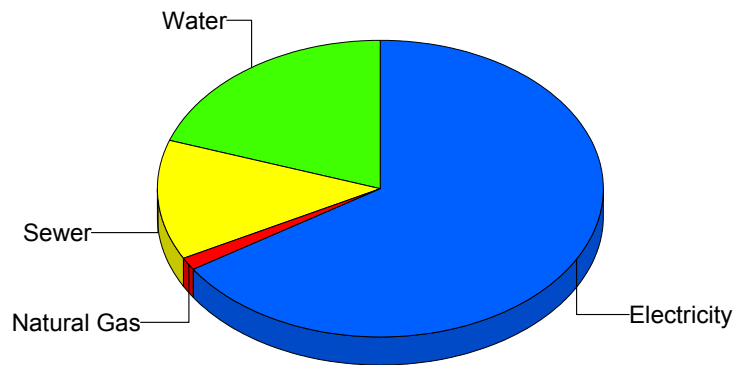
Cost Avoidance Program

## Cost Summary Graph

Grouped by Energy Type

Energy Type	Use	Units	Meter Cost	Special Charges	Total Cost	Avg Unit Cost	% of Total Cost
Site: MAGOFFIN MIDDLE SCHO - MAGOFFIN MIDDLE SCHO							
Electricity	23,745	KWH	\$2,962.09	\$0.00	\$2,962.09	0.1247	65.73%
Natural Gas	67	CCF	\$63.58	\$0.00	\$63.58	0.9490	1.41%
Water	309	CCF	\$883.01	\$0.00	\$883.01	2.8576	19.59%
Sewer	304	CCF	\$598.03	\$0.00	\$598.03	1.9672	13.27%
Total Cost:			\$4,506.71	\$0.00	\$4,506.71		

For MAGOFFIN  
MIDDLE SCHO



Electricity	65.7%
Natural Gas	1.4%
Sewer	13.3%
Water	19.6%
Total:	100.0%

Filters: Cost Center Name Not One Of DoNotReport; Site Name Not One Of DoNotReport; Billing Period Equal To 200905



el Paso

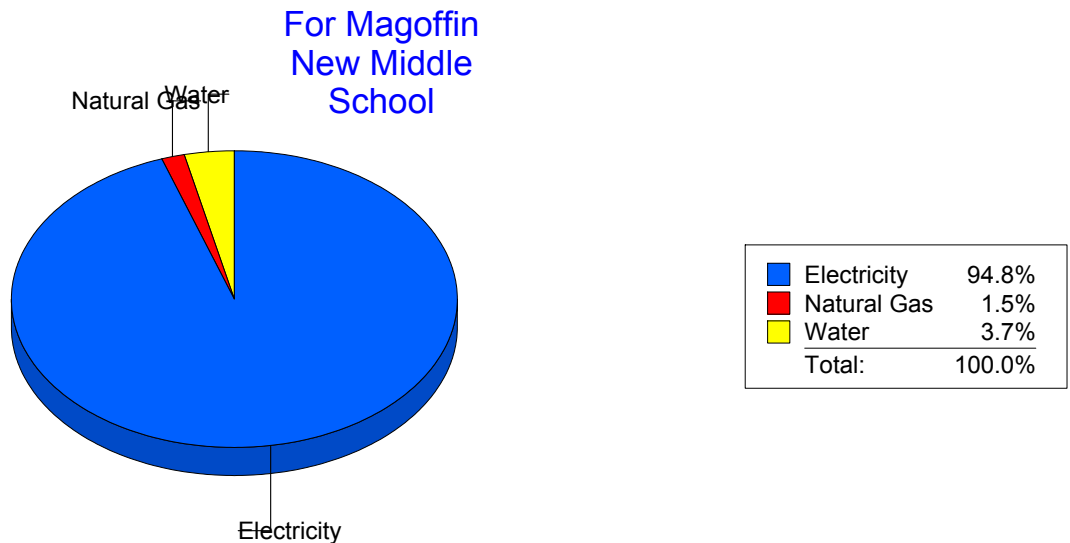
Energy CAP

Cost Avoidance Program

## Cost Summary Graph

Grouped by Energy Type

Energy Type	Use	Units	Meter Cost	Special Charges	Total Cost	Avg Unit Cost	% of Total Cost
Site: MAGOFFINMIDDLESCHOOLN047 - Magoffin New Middle School							
Electricity	154,800	KWH	\$17,383.44	\$0.00	\$17,383.44	0.1123	94.79%
Natural Gas	441	CCF	\$271.24	\$0.00	\$271.24	0.6151	1.48%
Water	138	CCF	\$684.51	\$0.00	\$684.51	4.9602	3.73%
Total Cost:			\$18,339.19	\$0.00	\$18,339.19		



Filters: Cost Center Name Not One Of DoNotReport; Site Name Not One Of DoNotReport; Billing Period Equal To 200905

# elpaso

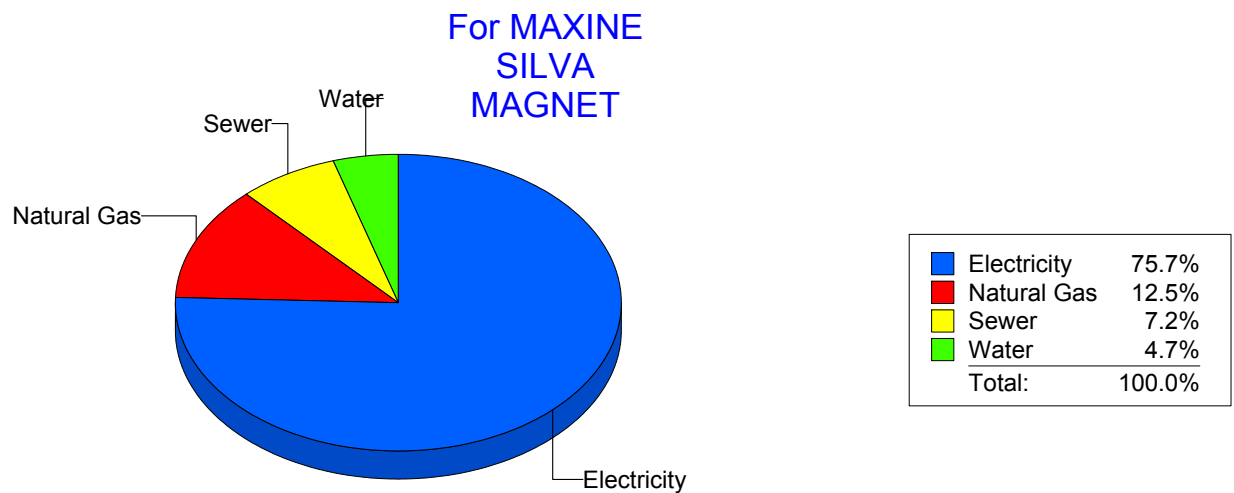
Energy CAP

Cost Avoidance Program

## Cost Summary Graph

Grouped by Energy Type

Energy Type	Use	Units	Meter Cost	Special Charges	Total Cost	Avg Unit Cost	% of Total Cost
Site: MAXINE SILVA MAGNET - MAXINE SILVA MAGNET							
Electricity	69,300	KWH	\$8,583.27	\$0.00	\$8,583.27	0.1239	75.67%
Natural Gas	2,541	CCF	\$1,416.67	\$0.00	\$1,416.67	0.5575	12.49%
Water	265	CCF	\$531.27	\$0.00	\$531.27	2.0048	4.68%
Sewer	531	CCF	\$811.98	\$0.00	\$811.98	1.5292	7.16%
Total Cost:			\$11,343.19	\$0.00	\$11,343.19		



Filters: Cost Center Name Not One Of DoNotReport; Site Name Not One Of DoNotReport; Billing Period Equal To 200905

# elpaso

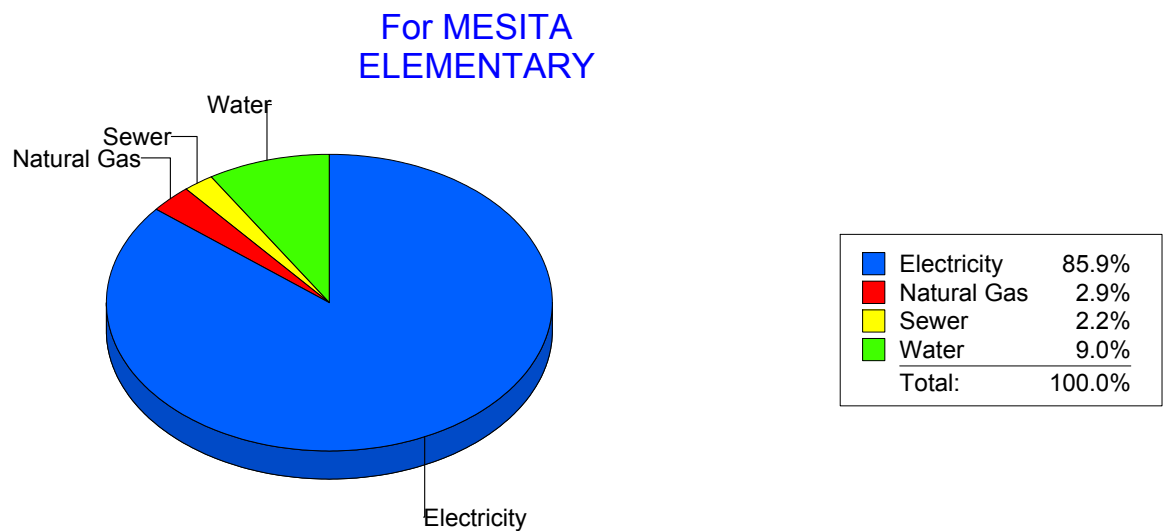
Energy CAP

Cost Avoidance Program

## Cost Summary Graph

Grouped by Energy Type

Energy Type	Use	Units	Meter Cost	Special Charges	Total Cost	Avg Unit Cost	% of Total Cost
Site: MESITA ELEMENTARY - MESITA ELEMENTARY							
Electricity	101,520	KWH	\$12,529.15	\$0.00	\$12,529.15	0.1234	85.94%
Natural Gas	648	CCF	\$417.30	\$0.00	\$417.30	0.6440	2.86%
Water	357	CCF	\$1,315.46	\$0.00	\$1,315.46	3.6848	9.02%
Sewer	83	CCF	\$317.36	\$0.00	\$317.36	3.8236	2.18%
Total Cost:			\$14,579.27	\$0.00	\$14,579.27		



Filters: Cost Center Name Not One Of DoNotReport; Site Name Not One Of DoNotReport; Billing Period Equal To 200905

# elpaso

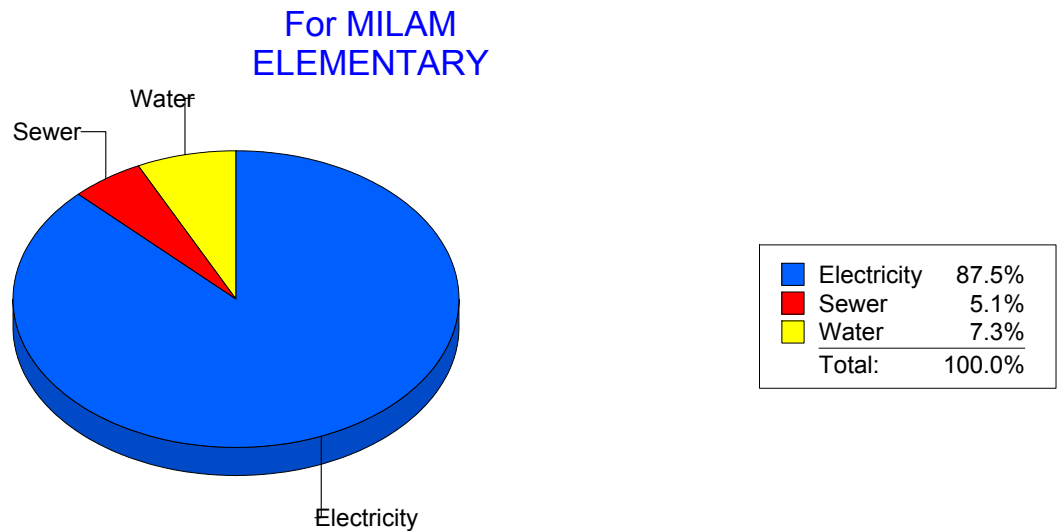
Energy CAP

Cost Avoidance Program

## Cost Summary Graph

Grouped by Energy Type

Energy Type	Use	Units	Meter Cost	Special Charges	Total Cost	Avg Unit Cost	% of Total Cost
Site: MILAM ELEMENTARY - MILAM ELEMENTARY							
Electricity	31,320	KWH	\$3,938.23	\$0.00	\$3,938.23	0.1257	87.51%
Water	131	CCF	\$330.74	\$0.00	\$330.74	2.5247	7.35%
Sewer	74	CCF	\$231.59	\$0.00	\$231.59	3.1296	5.15%
Total Cost:			\$4,500.56	\$0.00	\$4,500.56		



Filters: Cost Center Name Not One Of DoNotReport; Site Name Not One Of DoNotReport; Billing Period Equal To 200905

# elpaso

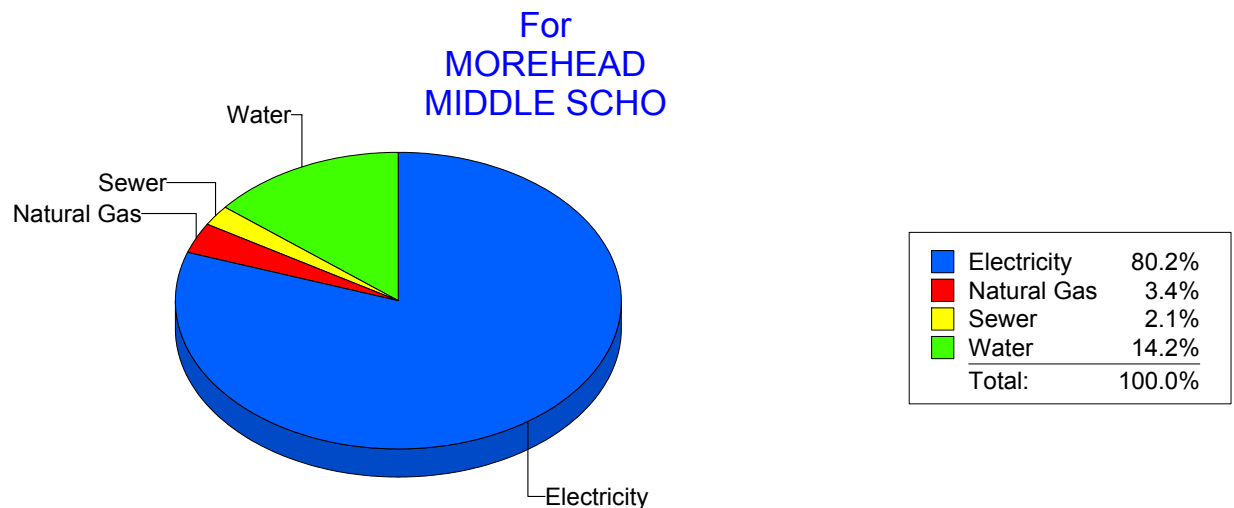
Energy CAP

Cost Avoidance Program

## Cost Summary Graph

Grouped by Energy Type

Energy Type	Use	Units	Meter Cost	Special Charges	Total Cost	Avg Unit Cost	% of Total Cost
Site: MOREHEAD MIDDLE SCHO - MOREHEAD MIDDLE SCHO							
Electricity	145,513	KWH	\$15,110.61	\$0.00	\$15,110.61	0.1038	80.25%
Natural Gas	1,108	CCF	\$635.87	\$0.00	\$635.87	0.5739	3.38%
Water	1,494	CCF	\$2,681.88	\$0.00	\$2,681.88	1.7951	14.24%
Sewer	149	CCF	\$401.18	\$0.00	\$401.18	2.6925	2.13%
Total Cost:			\$18,829.54	\$0.00	\$18,829.54		



Filters: Cost Center Name Not One Of DoNotReport; Site Name Not One Of DoNotReport; Billing Period Equal To 200905

# elpaso

Energy CAP

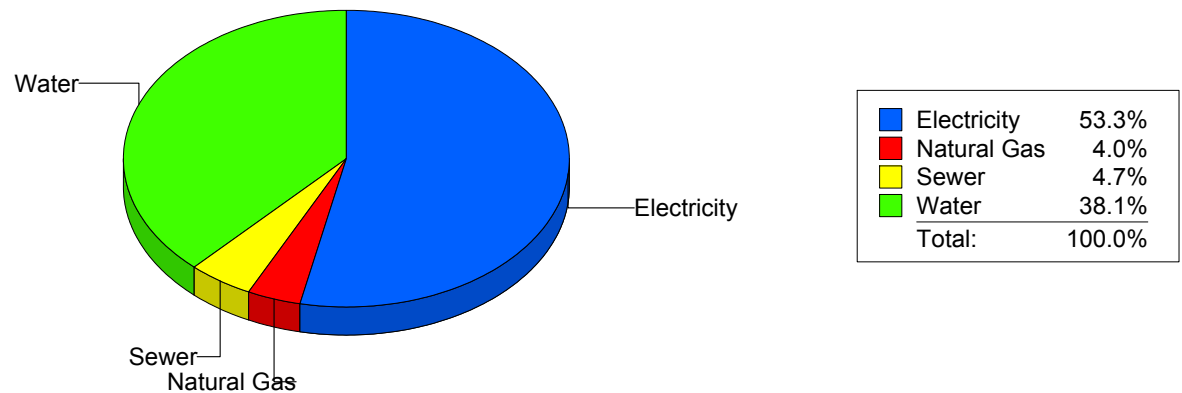
Cost Avoidance Program

## Cost Summary Graph

Grouped by Energy Type

Energy Type	Use	Units	Meter Cost	Special Charges	Total Cost	Avg Unit Cost	% of Total Cost
Site: NEWMAN ELEMENTARY - NEWMAN ELEMENTARY							
Electricity	33,324	KWH	\$4,300.03	\$0.00	\$4,300.03	0.1290	53.27%
Natural Gas	410	CCF	\$319.46	\$0.00	\$319.46	0.7792	3.96%
Water	924	CCF	\$3,073.94	\$0.00	\$3,073.94	3.3268	38.08%
Sewer	210	CCF	\$378.42	\$0.00	\$378.42	1.8020	4.69%
Total Cost:			\$8,071.85	\$0.00	\$8,071.85		

For NEWMAN  
ELEMENTARY



Filters: Cost Center Name Not One Of DoNotReport; Site Name Not One Of DoNotReport; Billing Period Equal To 200905

# elpaso

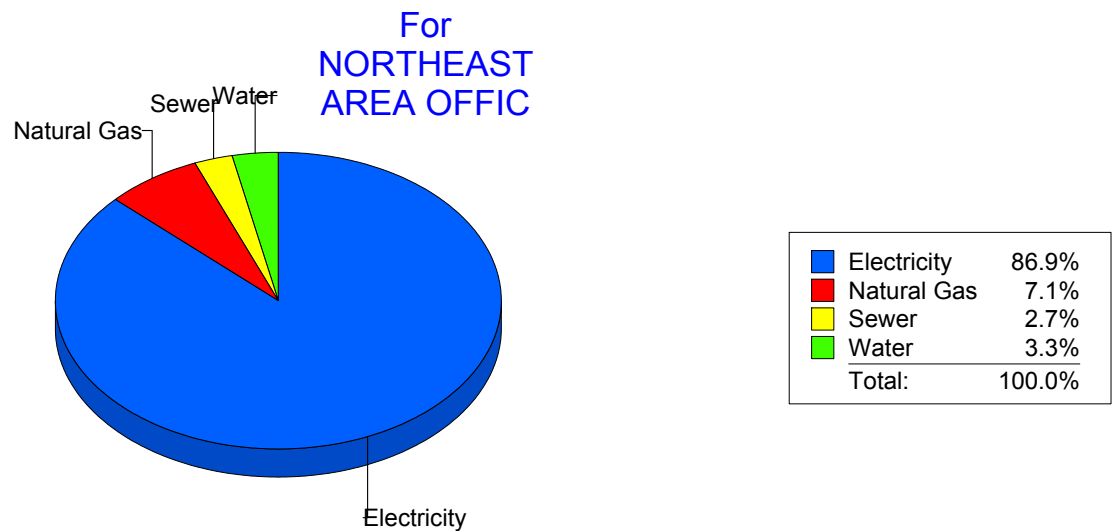
Energy CAP

Cost Avoidance Program

## Cost Summary Graph

Grouped by Energy Type

Energy Type	Use	Units	Meter Cost	Special Charges	Total Cost	Avg Unit Cost	% of Total Cost
Site: NORTHEAST AREA OFFIC - NORTHEAST AREA OFFIC							
Electricity	15,160	KWH	\$1,572.74	\$0.00	\$1,572.74	0.1037	86.90%
Natural Gas	61	CCF	\$127.64	\$0.00	\$127.64	2.0925	7.05%
Water	12	CCF	\$60.20	\$0.00	\$60.20	5.0167	3.33%
Sewer	6	CCF	\$49.33	\$0.00	\$49.33	8.2217	2.73%
Total Cost:			\$1,809.91	\$0.00	\$1,809.91		



Filters: Cost Center Name Not One Of DoNotReport; Site Name Not One Of DoNotReport; Billing Period Equal To 200905

# elpaso

Energy CAP

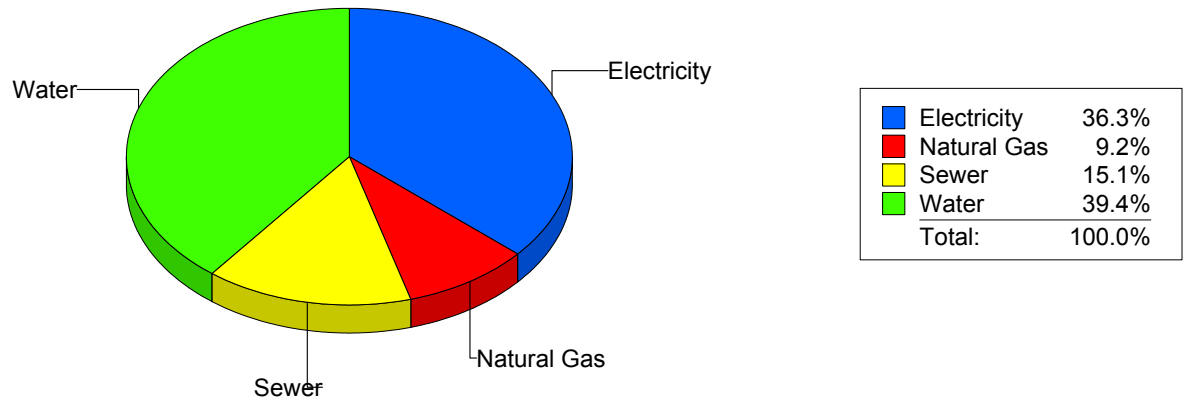
Cost Avoidance Program

## Cost Summary Graph

Grouped by Energy Type

Energy Type	Use	Units	Meter Cost	Special Charges	Total Cost	Avg Unit Cost	% of Total Cost
Site: NORTHEAST AREA TRANS - NORTHEAST AREA TRANS							
Electricity	7,163	KWH	\$743.60	\$0.00	\$743.60	0.1038	36.31%
Natural Gas	238	CCF	\$188.05	\$0.00	\$188.05	0.7901	9.18%
Water	240	CCF	\$807.88	\$0.00	\$807.88	3.3662	39.45%
Sewer	76	CCF	\$308.47	\$0.00	\$308.47	4.0588	15.06%
Total Cost:			\$2,048.00	\$0.00	\$2,048.00		

For  
NORTHEAST  
AREA TRANS



Filters: Cost Center Name Not One Of DoNotReport; Site Name Not One Of DoNotReport; Billing Period Equal To 200905



# elpaso

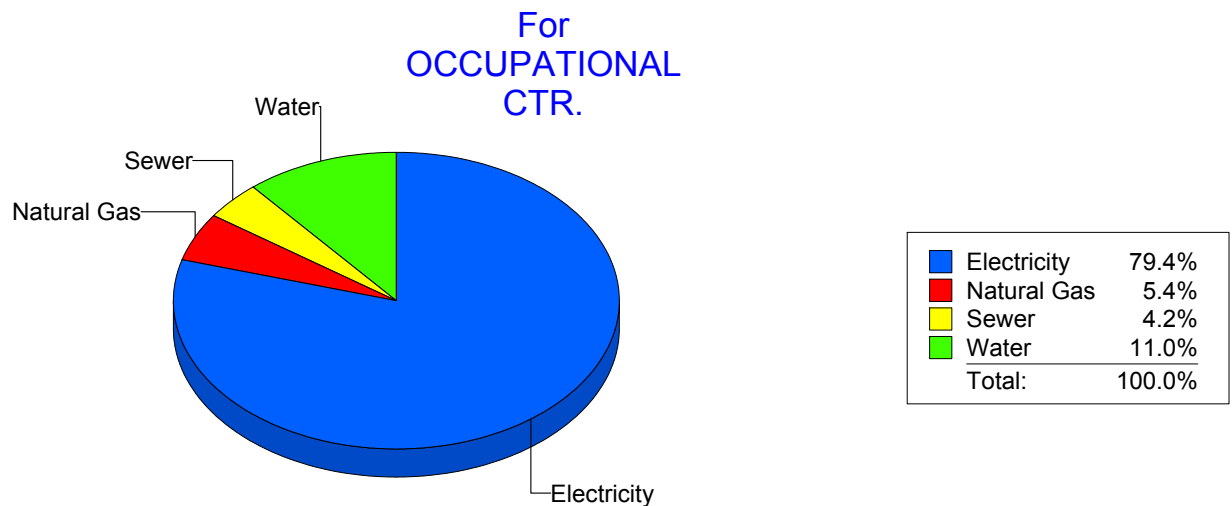
Energy CAP

Cost Avoidance Program

## Cost Summary Graph

Grouped by Energy Type

Energy Type	Use	Units	Meter Cost	Special Charges	Total Cost	Avg Unit Cost	% of Total Cost
Site: OCCUPATIONAL CTR. - OCCUPATIONAL CTR.							
Electricity	10,700	KWH	\$1,394.71	\$0.00	\$1,394.71	0.1303	79.38%
Natural Gas	129	CCF	\$94.88	\$0.00	\$94.88	0.7355	5.40%
Water	49	CCF	\$193.73	\$0.00	\$193.73	3.9537	11.03%
Sewer	19	CCF	\$73.61	\$0.00	\$73.61	3.8742	4.19%
Total Cost:			\$1,756.93	\$0.00	\$1,756.93		



Filters: Cost Center Name Not One Of DoNotReport; Site Name Not One Of DoNotReport; Billing Period Equal To 200905

# elpaso

Energy CAP

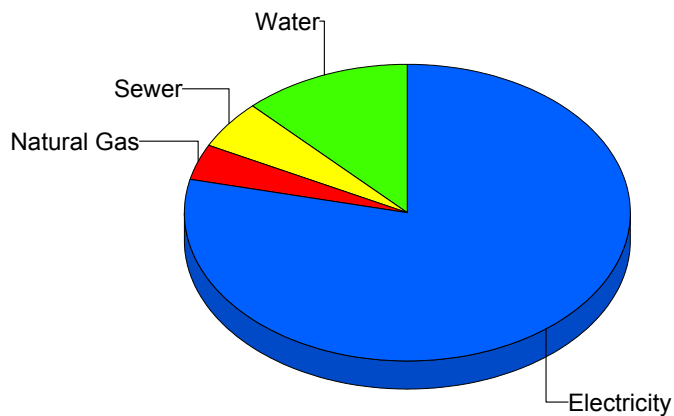
Cost Avoidance Program

## Cost Summary Graph

Grouped by Energy Type

Energy Type	Use	Units	Meter Cost	Special Charges	Total Cost	Avg Unit Cost	% of Total Cost
Site: PARK ELEMENTARY - PARK ELEMENTARY							
Electricity	33,723	KWH	\$4,788.89	\$0.00	\$4,788.89	0.1420	78.62%
Natural Gas	282	CCF	\$244.67	\$0.00	\$244.67	0.8676	4.02%
Water	345	CCF	\$739.19	\$0.00	\$739.19	2.1426	12.13%
Sewer	114	CCF	\$318.74	\$0.00	\$318.74	2.7960	5.23%
Total Cost:			\$6,091.49	\$0.00	\$6,091.49		

For PARK  
ELEMENTARY



Electricity	78.6%
Natural Gas	4.0%
Sewer	5.2%
Water	12.1%
Total:	100.0%

Filters: Cost Center Name Not One Of DoNotReport; Site Name Not One Of DoNotReport; Billing Period Equal To 200905

# elpaso

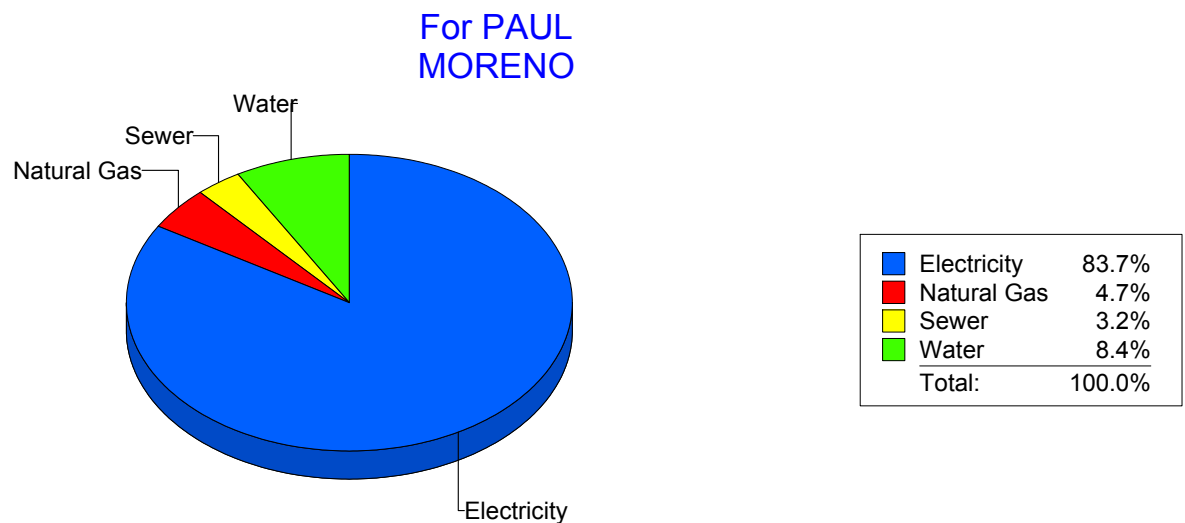
Energy CAP

Cost Avoidance Program

## Cost Summary Graph

Grouped by Energy Type

Energy Type	Use	Units	Meter Cost	Special Charges	Total Cost	Avg Unit Cost	% of Total Cost
Site: PAUL MORENO - PAUL MORENO							
Electricity	72,900	KWH	\$8,522.58	\$0.00	\$8,522.58	0.1169	83.75%
Natural Gas	753	CCF	\$475.83	\$0.00	\$475.83	0.6319	4.68%
Water	258	CCF	\$855.11	\$0.00	\$855.11	3.3144	8.40%
Sewer	107	CCF	\$322.98	\$0.00	\$322.98	3.0185	3.17%
Total Cost:			\$10,176.50	\$0.00	\$10,176.50		



Filters: Cost Center Name Not One Of DoNotReport; Site Name Not One Of DoNotReport; Billing Period Equal To 200905

# elpaso

Energy CAP

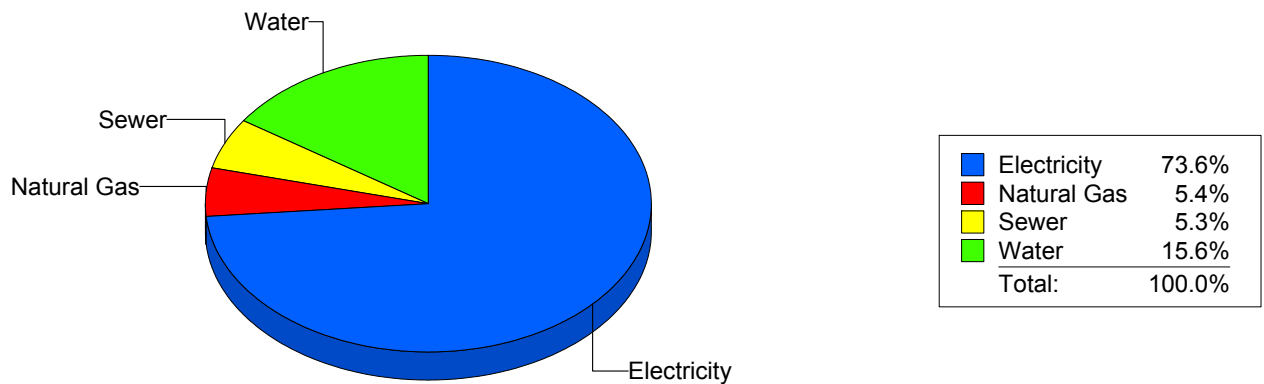
Cost Avoidance Program

## Cost Summary Graph

Grouped by Energy Type

Energy Type	Use	Units	Meter Cost	Special Charges	Total Cost	Avg Unit Cost	% of Total Cost
Site: POLK ELEMENTARY - POLK ELEMENTARY							
Electricity	34,650	KWH	\$4,844.42	\$0.00	\$4,844.42	0.1398	73.62%
Natural Gas	534	CCF	\$355.84	\$0.00	\$355.84	0.6664	5.41%
Water	427	CCF	\$1,029.04	\$0.00	\$1,029.04	2.4099	15.64%
Sewer	168	CCF	\$350.97	\$0.00	\$350.97	2.0891	5.33%
Total Cost:			\$6,580.27	\$0.00	\$6,580.27		

For POLK  
ELEMENTARY



Filters: Cost Center Name Not One Of DoNotReport; Site Name Not One Of DoNotReport; Billing Period Equal To 200905

# elpaso

Energy CAP

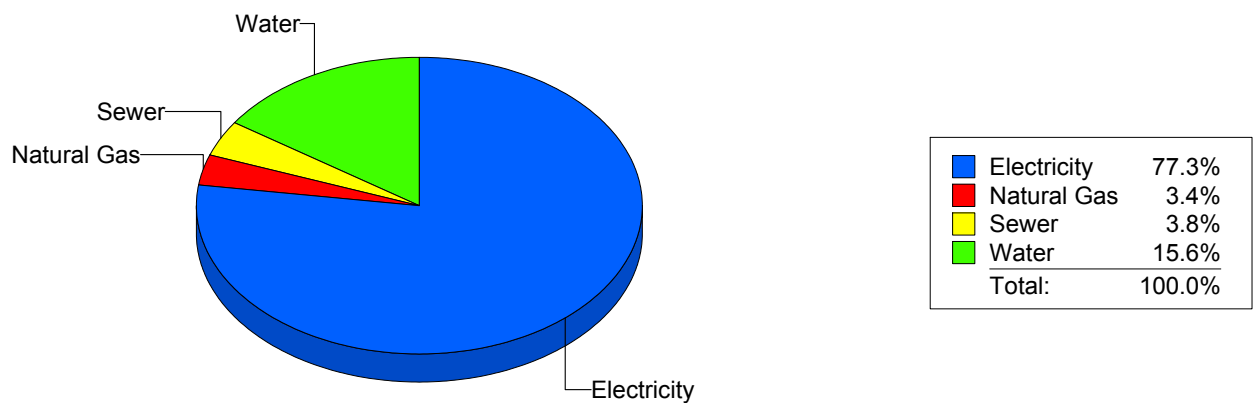
Cost Avoidance Program

## Cost Summary Graph

Grouped by Energy Type

Energy Type	Use	Units	Meter Cost	Special Charges	Total Cost	Avg Unit Cost	% of Total Cost
Site: PUTNAM ELEMENTARY - PUTNAM ELEMENTARY							
Electricity	34,326	KWH	\$4,793.77	\$0.00	\$4,793.77	0.1397	77.29%
Natural Gas	271	CCF	\$208.70	\$0.00	\$208.70	0.7701	3.37%
Water	375	CCF	\$966.79	\$0.00	\$966.79	2.5781	15.59%
Sewer	126	CCF	\$232.74	\$0.00	\$232.74	1.8471	3.75%
Total Cost:			\$6,202.00	\$0.00	\$6,202.00		

For PUTNAM  
ELEMENTARY



Filters: Cost Center Name Not One Of DoNotReport; Site Name Not One Of DoNotReport; Billing Period Equal To 200905

## elpaso

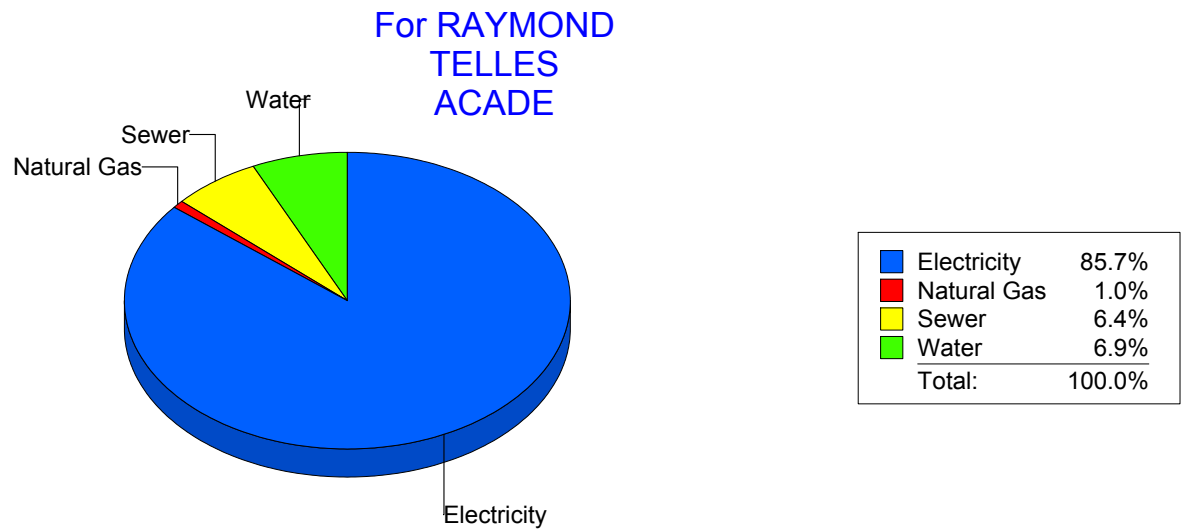
Energy CAP

Cost Avoidance Program

### Cost Summary Graph

Grouped by Energy Type

Energy Type	Use	Units	Meter Cost	Special Charges	Total Cost	Avg Unit Cost	% of Total Cost
Site: RAYMOND TELLES ACADE - RAYMOND TELLES ACADE							
Electricity	46,800	KWH	\$5,294.14	\$0.00	\$5,294.14	0.1131	85.74%
Natural Gas	61	CCF	\$60.90	\$0.00	\$60.90	0.9984	0.99%
Water	193	CCF	\$426.87	\$0.00	\$426.87	2.2118	6.91%
Sewer	201	CCF	\$392.88	\$0.00	\$392.88	1.9546	6.36%
Total Cost:			\$6,174.79	\$0.00	\$6,174.79		



Filters: Cost Center Name Not One Of DoNotReport; Site Name Not One Of DoNotReport; Billing Period Equal To 200905

# elpaso

Energy CAP

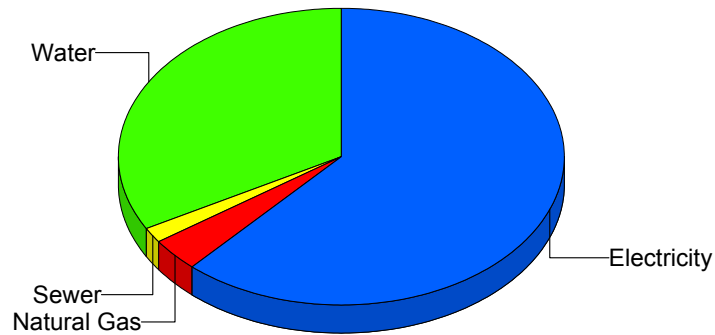
Cost Avoidance Program

## Cost Summary Graph

Grouped by Energy Type

Energy Type	Use	Units	Meter Cost	Special Charges	Total Cost	Avg Unit Cost	% of Total Cost
Site: RICHARDSON MIDDLE - RICHARDSON MIDDLE							
Electricity	107,100	KWH	\$12,260.40	\$0.00	\$12,260.40	0.1145	61.53%
Natural Gas	1,312	CCF	\$747.02	\$0.00	\$747.02	0.5694	3.75%
Water	1,486	CCF	\$6,612.09	\$0.00	\$6,612.09	4.4496	33.19%
Sewer	132	CCF	\$305.25	\$0.00	\$305.25	2.3125	1.53%
Total Cost:			\$19,924.76	\$0.00	\$19,924.76		

For  
RICHARDSON  
MIDDLE



Filters: Cost Center Name Not One Of DoNotReport; Site Name Not One Of DoNotReport; Billing Period Equal To 200905

# elpaso

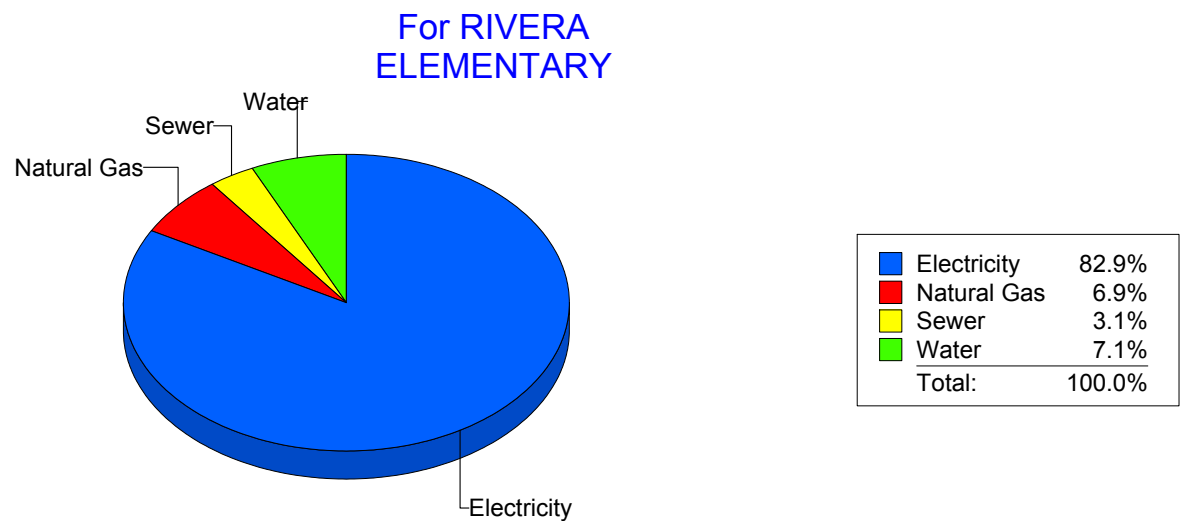
Energy CAP

Cost Avoidance Program

## Cost Summary Graph

Grouped by Energy Type

Energy Type	Use	Units	Meter Cost	Special Charges	Total Cost	Avg Unit Cost	% of Total Cost
Site: RIVERA ELEMENTARY - RIVERA ELEMENTARY							
Electricity	62,400	KWH	\$7,696.15	\$0.00	\$7,696.15	0.1233	82.94%
Natural Gas	1,058	CCF	\$639.38	\$0.00	\$639.38	0.6043	6.89%
Water	269	CCF	\$655.64	\$0.00	\$655.64	2.4373	7.07%
Sewer	118	CCF	\$287.47	\$0.00	\$287.47	2.4362	3.10%
Total Cost:			\$9,278.64	\$0.00	\$9,278.64		



Filters: Cost Center Name Not One Of DoNotReport; Site Name Not One Of DoNotReport; Billing Period Equal To 200905



# elpaso

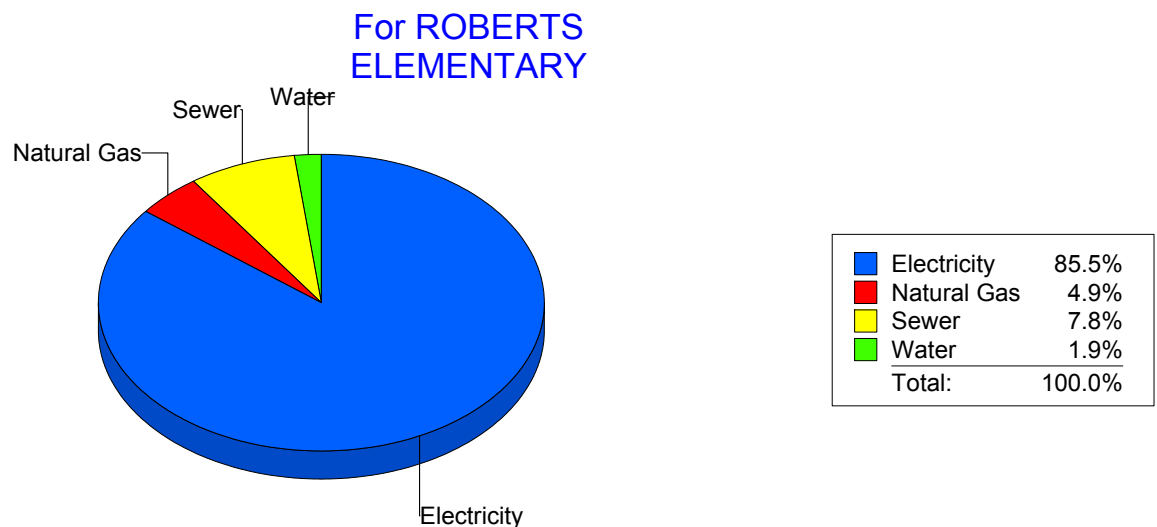
Energy CAP

Cost Avoidance Program

## Cost Summary Graph

Grouped by Energy Type

Energy Type	Use	Units	Meter Cost	Special Charges	Total Cost	Avg Unit Cost	% of Total Cost
Site: ROBERTS ELEMENTARY - ROBERTS ELEMENTARY							
Electricity	40,951	KWH	\$5,012.48	\$0.00	\$5,012.48	0.1224	85.48%
Natural Gas	411	CCF	\$285.27	\$0.00	\$285.27	0.6941	4.86%
Water	615	CCF	\$109.68	\$0.00	\$109.68	0.1783	1.87%
Sewer	243	CCF	\$456.33	\$0.00	\$456.33	1.8779	7.78%
Total Cost:			\$5,863.76	\$0.00	\$5,863.76		



Filters: Cost Center Name Not One Of DoNotReport; Site Name Not One Of DoNotReport; Billing Period Equal To 200905

# elpaso

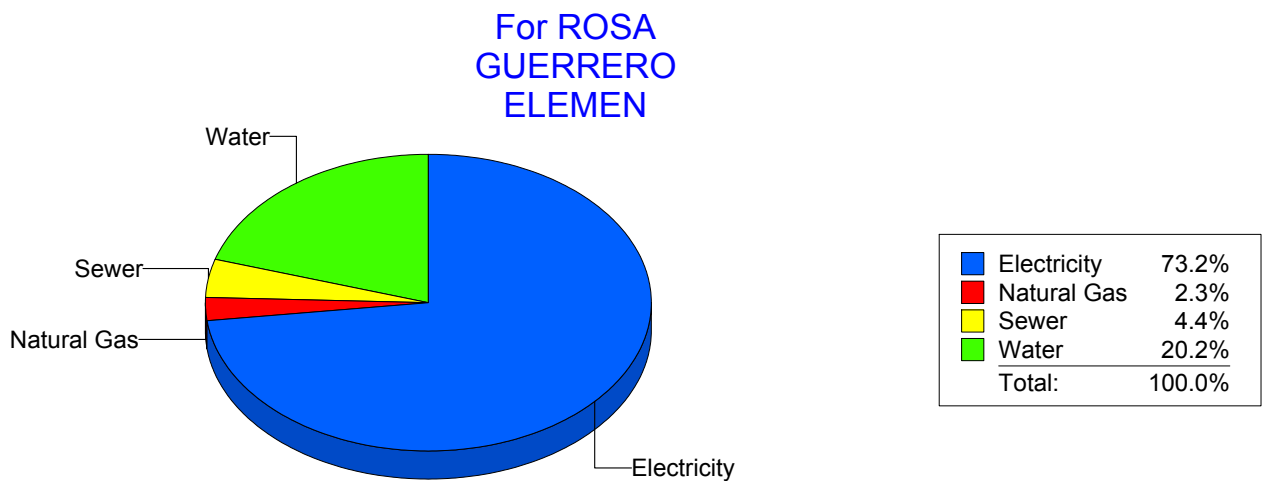
Energy CAP

Cost Avoidance Program

## Cost Summary Graph

Grouped by Energy Type

Energy Type	Use	Units	Meter Cost	Special Charges	Total Cost	Avg Unit Cost	% of Total Cost
Site: ROSA GUERRERO ELEMEN - ROSA GUERRERO ELEMEN							
Electricity	49,900	KWH	\$6,568.00	\$0.00	\$6,568.00	0.1316	73.18%
Natural Gas	262	CCF	\$203.45	\$0.00	\$203.45	0.7765	2.27%
Water	814	CCF	\$1,810.49	\$0.00	\$1,810.49	2.2242	20.17%
Sewer	152	CCF	\$392.89	\$0.00	\$392.89	2.5848	4.38%
Total Cost:			\$8,974.83	\$0.00	\$8,974.83		



Filters: Cost Center Name Not One Of DoNotReport; Site Name Not One Of DoNotReport; Billing Period Equal To 200905

# elpaso

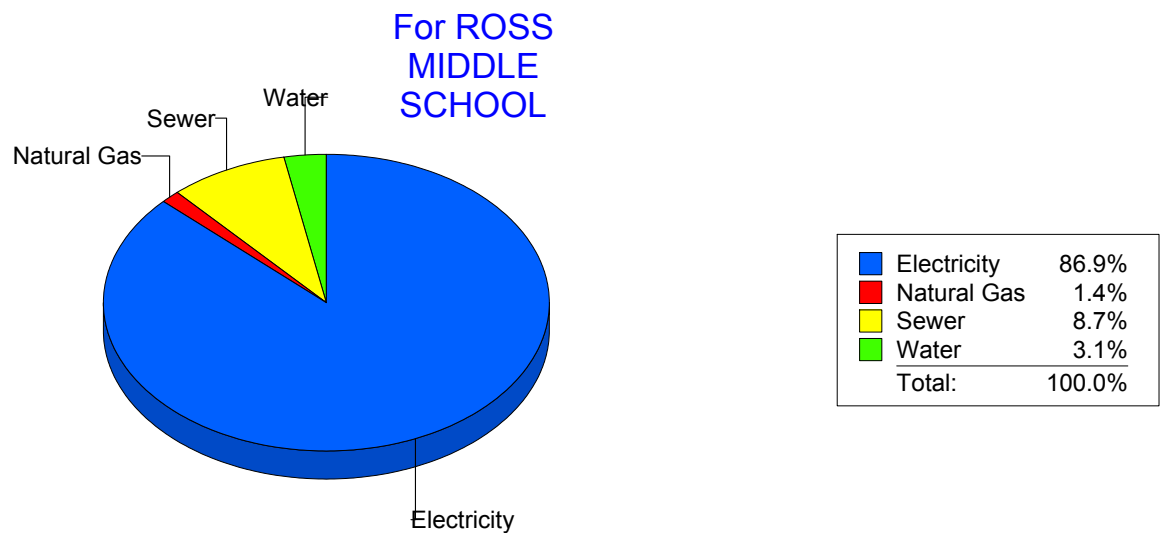
Energy CAP

Cost Avoidance Program

## Cost Summary Graph

Grouped by Energy Type

Energy Type	Use	Units	Meter Cost	Special Charges	Total Cost	Avg Unit Cost	% of Total Cost
Site: ROSS MIDDLE SCHOOL - ROSS MIDDLE SCHOOL							
Electricity	57,052	KWH	\$7,077.11	\$0.00	\$7,077.11	0.1240	86.91%
Natural Gas	157	CCF	\$110.71	\$0.00	\$110.71	0.7052	1.36%
Water	85	CCF	\$248.44	\$0.00	\$248.44	2.9228	3.05%
Sewer	448	CCF	\$706.57	\$0.00	\$706.57	1.5772	8.68%
Total Cost:			\$8,142.83	\$0.00	\$8,142.83		



Filters: Cost Center Name Not One Of DoNotReport; Site Name Not One Of DoNotReport; Billing Period Equal To 200905

# elpaso

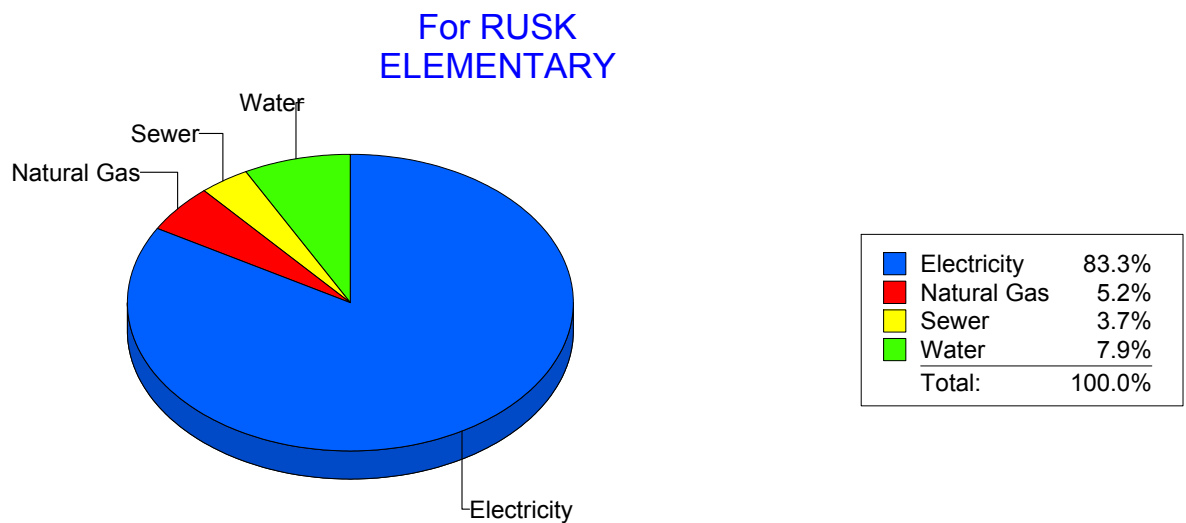
Energy CAP

Cost Avoidance Program

## Cost Summary Graph

Grouped by Energy Type

Energy Type	Use	Units	Meter Cost	Special Charges	Total Cost	Avg Unit Cost	% of Total Cost
Site: RUSK ELEMENTARY - RUSK ELEMENTARY							
Electricity	33,385	KWH	\$4,142.73	\$0.00	\$4,142.73	0.1241	83.30%
Natural Gas	364	CCF	\$257.10	\$0.00	\$257.10	0.7063	5.17%
Water	177	CCF	\$390.43	\$0.00	\$390.43	2.2058	7.85%
Sewer	87	CCF	\$182.84	\$0.00	\$182.84	2.1016	3.68%
Total Cost:			\$4,973.10	\$0.00	\$4,973.10		



Filters: Cost Center Name Not One Of DoNotReport; Site Name Not One Of DoNotReport; Billing Period Equal To 200905

# elpaso

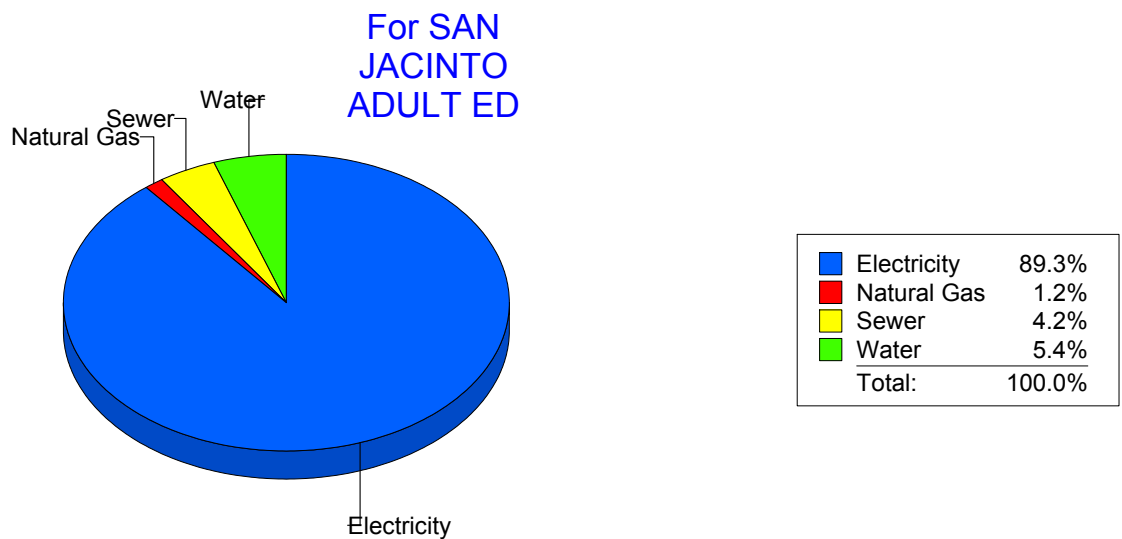
Energy CAP

Cost Avoidance Program

## Cost Summary Graph

Grouped by Energy Type

Energy Type	Use	Units	Meter Cost	Special Charges	Total Cost	Avg Unit Cost	% of Total Cost
Site: SAN JACINTO ADULT ED - SAN JACINTO ADULT ED							
Electricity	14,900	KWH	\$2,469.53	\$0.00	\$2,469.53	0.1657	89.26%
Natural Gas	0	CCF	\$33.38	\$0.00	\$33.38	0.0000	1.21%
Water	59	CCF	\$148.18	\$0.00	\$148.18	2.5115	5.36%
Sewer	42	CCF	\$115.58	\$0.00	\$115.58	2.7519	4.18%
Total Cost:			\$2,766.67	\$0.00	\$2,766.67		



Filters: Cost Center Name Not One Of DoNotReport; Site Name Not One Of DoNotReport; Billing Period Equal To 200905

# elpaso

Energy CAP

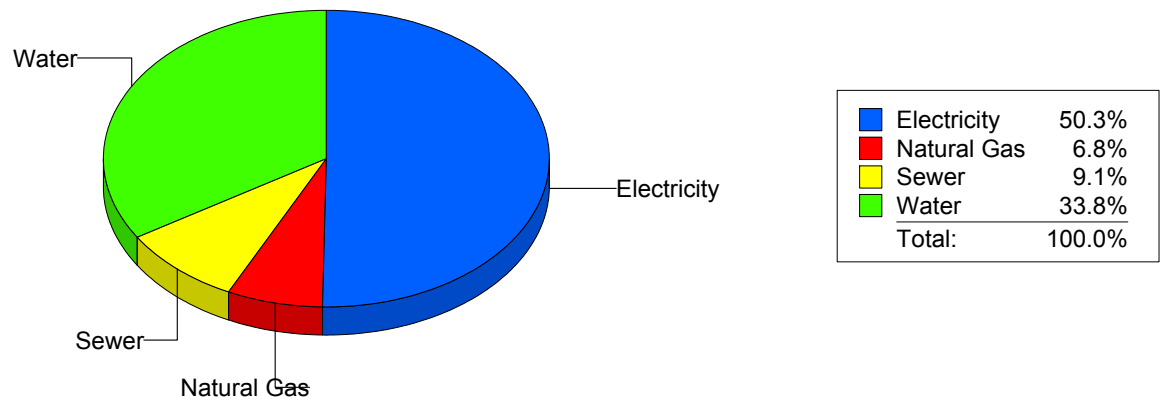
Cost Avoidance Program

## Cost Summary Graph

Grouped by Energy Type

Energy Type	Use	Units	Meter Cost	Special Charges	Total Cost	Avg Unit Cost	% of Total Cost
Site: SCHUSTER ELEMENTARY - SCHUSTER ELEMENTARY							
Electricity	17,804	KWH	\$2,016.78	\$0.00	\$2,016.78	0.1133	50.28%
Natural Gas	445	CCF	\$273.51	\$0.00	\$273.51	0.6146	6.82%
Water	609	CCF	\$1,355.18	\$0.00	\$1,355.18	2.2253	33.78%
Sewer	239	CCF	\$365.77	\$0.00	\$365.77	1.5304	9.12%
Total Cost:			\$4,011.24	\$0.00	\$4,011.24		

For  
SCHUSTER  
ELEMENTARY



Filters: Cost Center Name Not One Of DoNotReport; Site Name Not One Of DoNotReport; Billing Period Equal To 200905

el Paso

Energy CAP

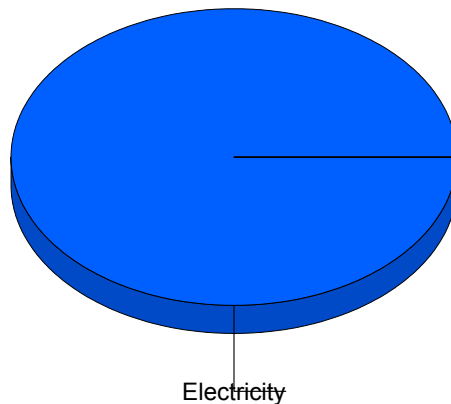
Cost Avoidance Program

## Cost Summary Graph

Grouped by Energy Type

Energy Type	Use	Units	Meter Cost	Special Charges	Total Cost	Avg Unit Cost	% of Total Cost
Site: SKYPARKIB1 - Sky Park I B1							
Electricity	2,015 KWH		\$309.46	\$0.00	\$309.46	0.1536	100.00%
Total Cost:			\$309.46	\$0.00	\$309.46		

For Sky Park I  
B1



■ Electricity	100.0%
Total:	100.0%

Filters: Cost Center Name Not One Of DoNotReport; Site Name Not One Of DoNotReport; Billing Period Equal To 200905

elpaso

Energy CAP

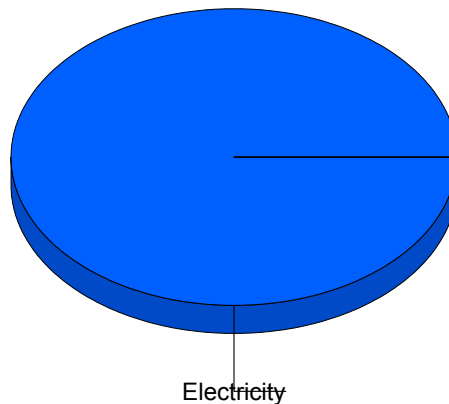
Cost Avoidance Program

## Cost Summary Graph

Grouped by Energy Type

Energy Type	Use	Units	Meter Cost	Special Charges	Total Cost	Avg Unit Cost	% of Total Cost
Site: SKYPARK - Skypark							
Electricity	2,693	KWH	\$415.29	\$0.00	\$415.29	0.1542	100.00%
Total Cost:			\$415.29	\$0.00	\$415.29		

For Skypark



■ Electricity	100.0%
Total:	100.0%

Filters: Cost Center Name Not One Of DoNotReport; Site Name Not One Of DoNotReport; Billing Period Equal To 200905



# elpaso

Energy CAP

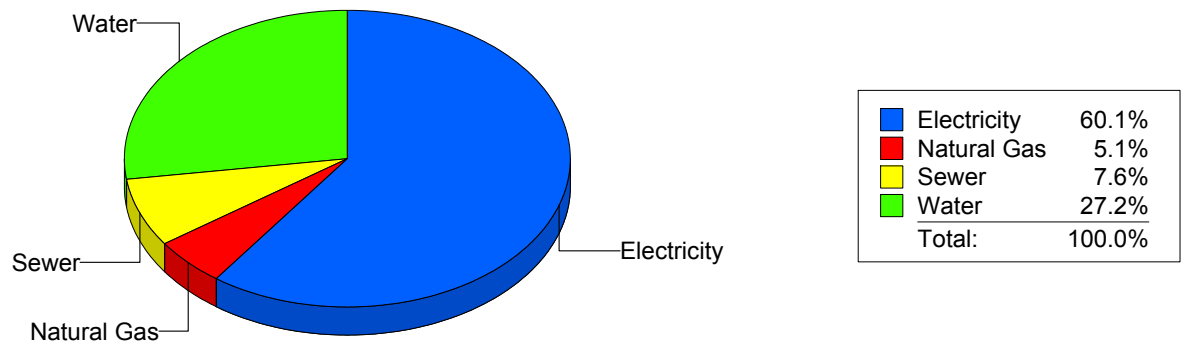
Cost Avoidance Program

## Cost Summary Graph

Grouped by Energy Type

Energy Type	Use	Units	Meter Cost	Special Charges	Total Cost	Avg Unit Cost	% of Total Cost
Site: STANTON ELEMENTARY - STANTON ELEMENTARY							
Electricity	32,015	KWH	\$4,123.02	\$0.00	\$4,123.02	0.1288	60.07%
Natural Gas	528	CCF	\$353.16	\$0.00	\$353.16	0.6689	5.15%
Water	821	CCF	\$1,865.36	\$0.00	\$1,865.36	2.2721	27.18%
Sewer	323	CCF	\$521.93	\$0.00	\$521.93	1.6159	7.60%
Total Cost:			\$6,863.47	\$0.00	\$6,863.47		

For STANTON  
ELEMENTARY



Filters: Cost Center Name Not One Of DoNotReport; Site Name Not One Of DoNotReport; Billing Period Equal To 200905

# elpaso

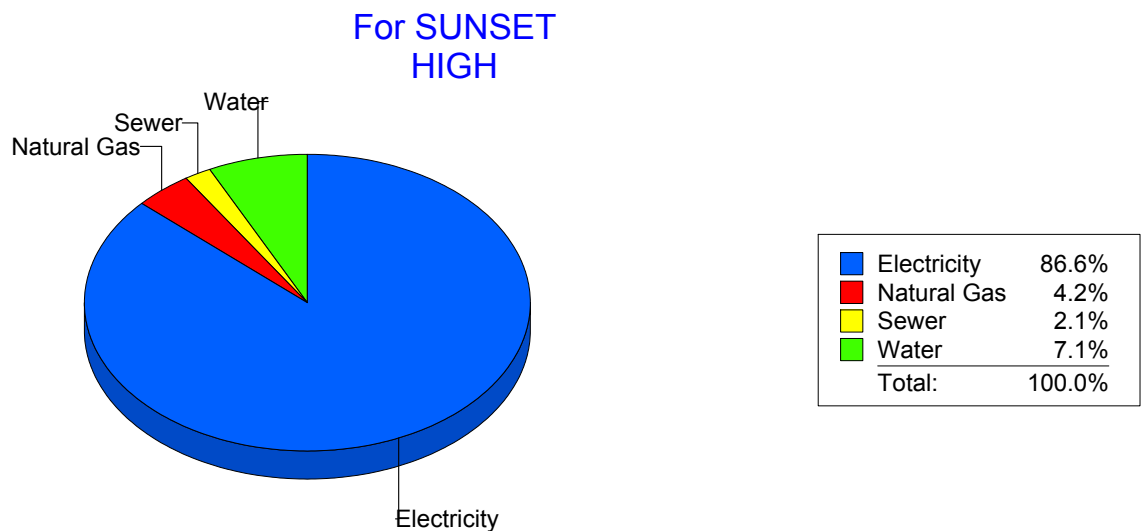
Energy CAP

Cost Avoidance Program

## Cost Summary Graph

Grouped by Energy Type

Energy Type	Use	Units	Meter Cost	Special Charges	Total Cost	Avg Unit Cost	% of Total Cost
Site: SUNSET HIGH - SUNSET HIGH							
Electricity	28,720	KWH	\$3,844.13	\$0.00	\$3,844.13	0.1338	86.57%
Natural Gas	291	CCF	\$186.19	\$0.00	\$186.19	0.6398	4.19%
Water	90	CCF	\$316.13	\$0.00	\$316.13	3.5126	7.12%
Sewer	25	CCF	\$93.99	\$0.00	\$93.99	3.7596	2.12%
Total Cost:			\$4,440.44	\$0.00	\$4,440.44		



Filters: Cost Center Name Not One Of DoNotReport; Site Name Not One Of DoNotReport; Billing Period Equal To 200905

# elpaso

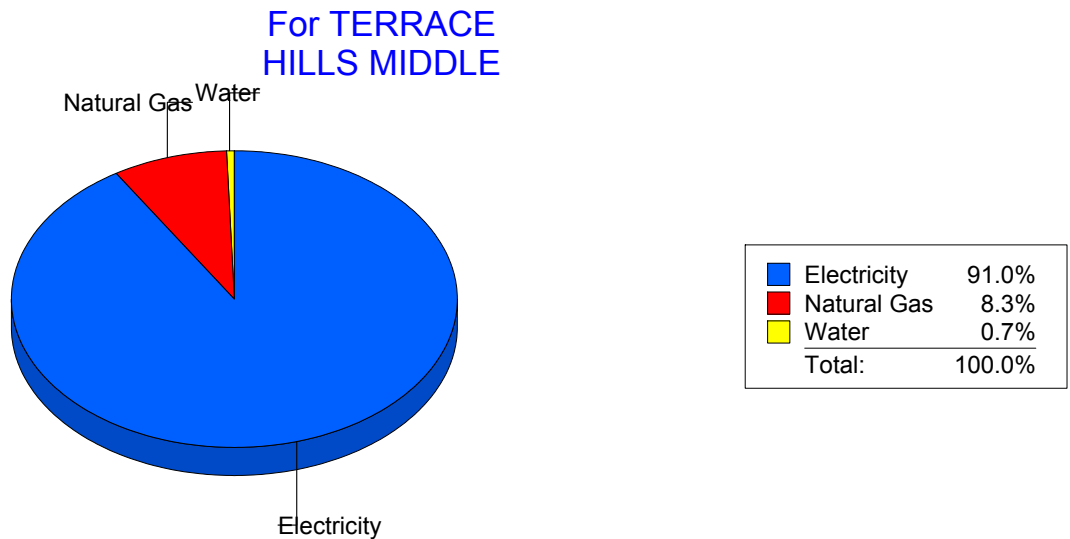
Energy CAP

Cost Avoidance Program

## Cost Summary Graph

Grouped by Energy Type

Energy Type	Use	Units	Meter Cost	Special Charges	Total Cost	Avg Unit Cost	% of Total Cost
Site: TERRACE HILLS MIDDLE - TERRACE HILLS MIDDLE							
Electricity	43,950	KWH	\$4,807.97	\$0.00	\$4,807.97	0.1094	90.97%
Natural Gas	702	CCF	\$440.74	\$0.00	\$440.74	0.6278	8.34%
Water	0	CCF	\$36.36	\$0.00	\$36.36	0.0000	0.69%
Total Cost:			\$5,285.07	\$0.00	\$5,285.07		



Filters: Cost Center Name Not One Of DoNotReport; Site Name Not One Of DoNotReport; Billing Period Equal To 200905

# elpaso

Energy CAP

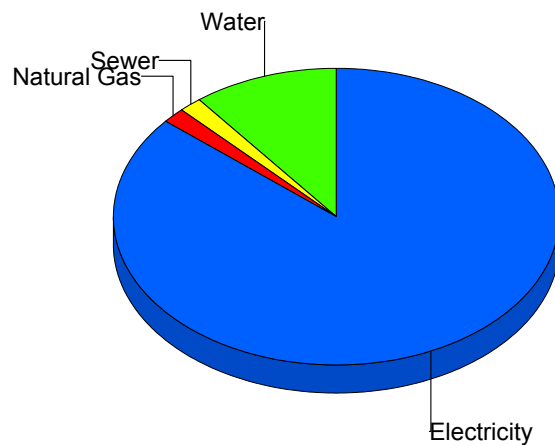
Cost Avoidance Program

## Cost Summary Graph

Grouped by Energy Type

Energy Type	Use	Units	Meter Cost	Special Charges	Total Cost	Avg Unit Cost	% of Total Cost
Site: TIPPIN - TIPPIN ELEMENTARY							
Electricity	90,960	KWH	\$11,244.67	\$0.00	\$11,244.67	0.1236	86.05%
Natural Gas	362	CCF	\$226.59	\$0.00	\$226.59	0.6259	1.73%
Water	320	CCF	\$1,363.15	\$0.00	\$1,363.15	4.2598	10.43%
Sewer	75	CCF	\$232.86	\$0.00	\$232.86	3.1048	1.78%
Total Cost:			\$13,067.27	\$0.00	\$13,067.27		

For TIPPIN  
ELEMENTARY



Electricity	86.1%
Natural Gas	1.7%
Sewer	1.8%
Water	10.4%
Total:	100.0%

Filters: Cost Center Name Not One Of DoNotReport; Site Name Not One Of DoNotReport; Billing Period Equal To 200905

# elpaso

Energy CAP

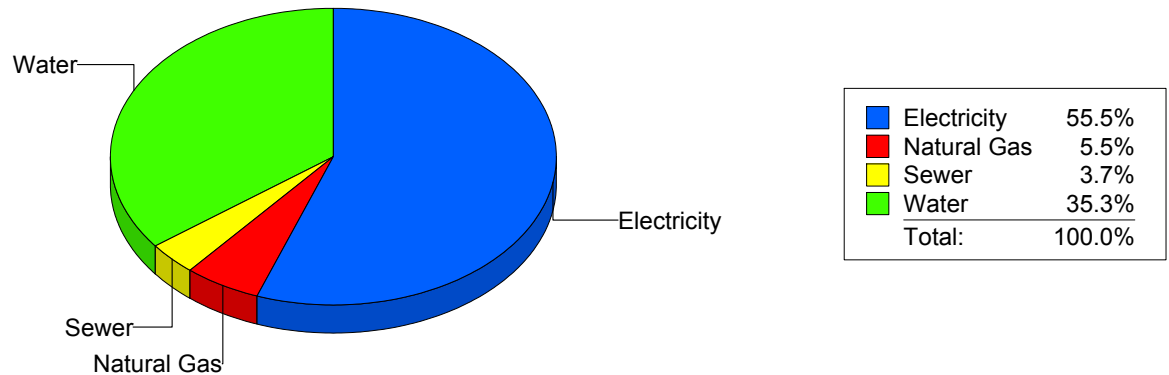
Cost Avoidance Program

## Cost Summary Graph

Grouped by Energy Type

Energy Type	Use	Units	Meter Cost	Special Charges	Total Cost	Avg Unit Cost	% of Total Cost
Site: TRAVIS ELEMENTARY SC - TRAVIS ELEMENTARY SC							
Electricity	32,094	KWH	\$3,820.63	\$0.00	\$3,820.63	0.1190	55.49%
Natural Gas	582	CCF	\$380.87	\$0.00	\$380.87	0.6544	5.53%
Water	672	CCF	\$2,428.98	\$0.00	\$2,428.98	3.6146	35.28%
Sewer	113	CCF	\$255.23	\$0.00	\$255.23	2.2587	3.71%
Total Cost:			\$6,885.71	\$0.00	\$6,885.71		

For TRAVIS  
ELEMENTARY  
SC



Filters: Cost Center Name Not One Of DoNotReport; Site Name Not One Of DoNotReport; Billing Period Equal To 200905

# elpaso

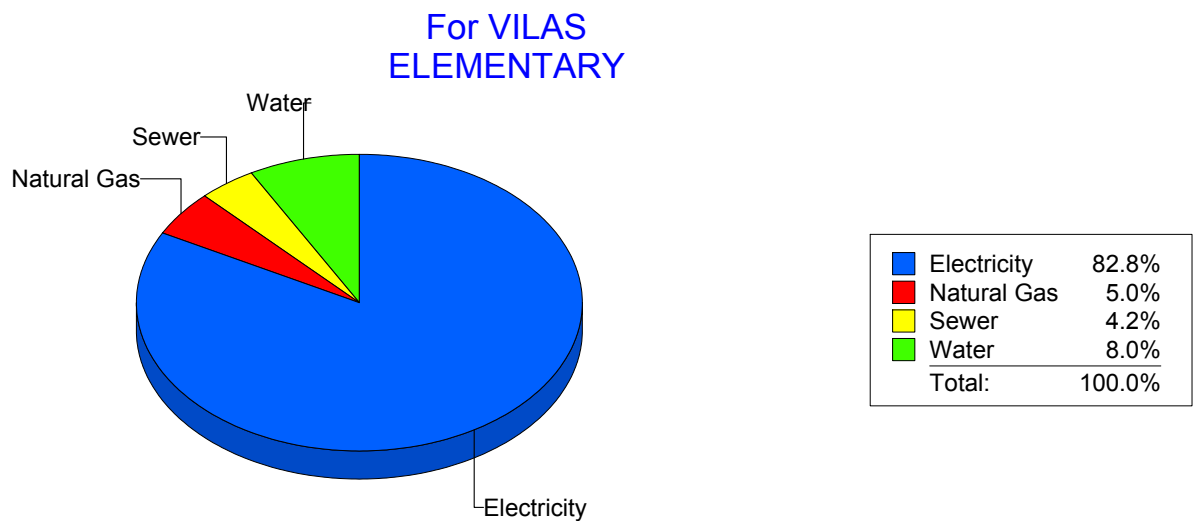
Energy CAP

Cost Avoidance Program

## Cost Summary Graph

Grouped by Energy Type

Energy Type	Use	Units	Meter Cost	Special Charges	Total Cost	Avg Unit Cost	% of Total Cost
Site: VILAS ELEMENTARY - VILAS ELEMENTARY							
Electricity	53,124	KWH	\$7,342.01	\$0.00	\$7,342.01	0.1382	82.77%
Natural Gas	574	CCF	\$439.83	\$0.00	\$439.83	0.7663	4.96%
Water	219	CCF	\$713.86	\$0.00	\$713.86	3.2596	8.05%
Sewer	93	CCF	\$374.64	\$0.00	\$374.64	4.0284	4.22%
Total Cost:			\$8,870.34	\$0.00	\$8,870.34		



Filters: Cost Center Name Not One Of DoNotReport; Site Name Not One Of DoNotReport; Billing Period Equal To 200905

# elpaso

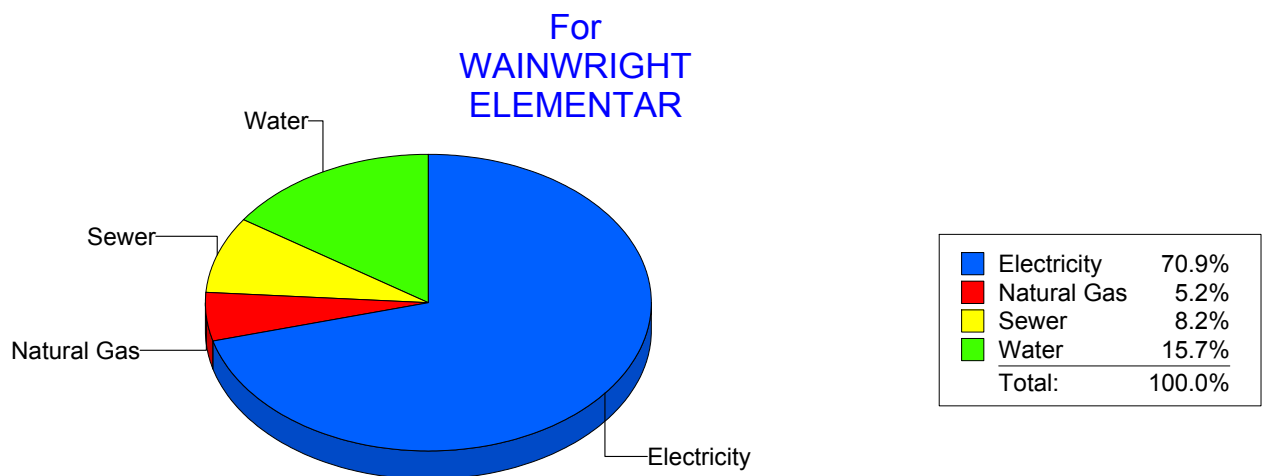
Energy CAP

Cost Avoidance Program

## Cost Summary Graph

Grouped by Energy Type

Energy Type	Use	Units	Meter Cost	Special Charges	Total Cost	Avg Unit Cost	% of Total Cost
Site: WAINWRIGHT ELEMENTAR - WAINWRIGHT ELEMENTAR							
Electricity	10,080	KWH	\$1,439.48	\$0.00	\$1,439.48	0.1428	70.88%
Natural Gas	13	CCF	\$106.01	\$0.00	\$106.01	8.1546	5.22%
Water	54	CCF	\$318.30	\$0.00	\$318.30	5.8944	15.67%
Sewer	28	CCF	\$167.15	\$0.00	\$167.15	5.9696	8.23%
Total Cost:			\$2,030.94	\$0.00	\$2,030.94		



Filters: Cost Center Name Not One Of DoNotReport; Site Name Not One Of DoNotReport; Billing Period Equal To 200905

# elpaso

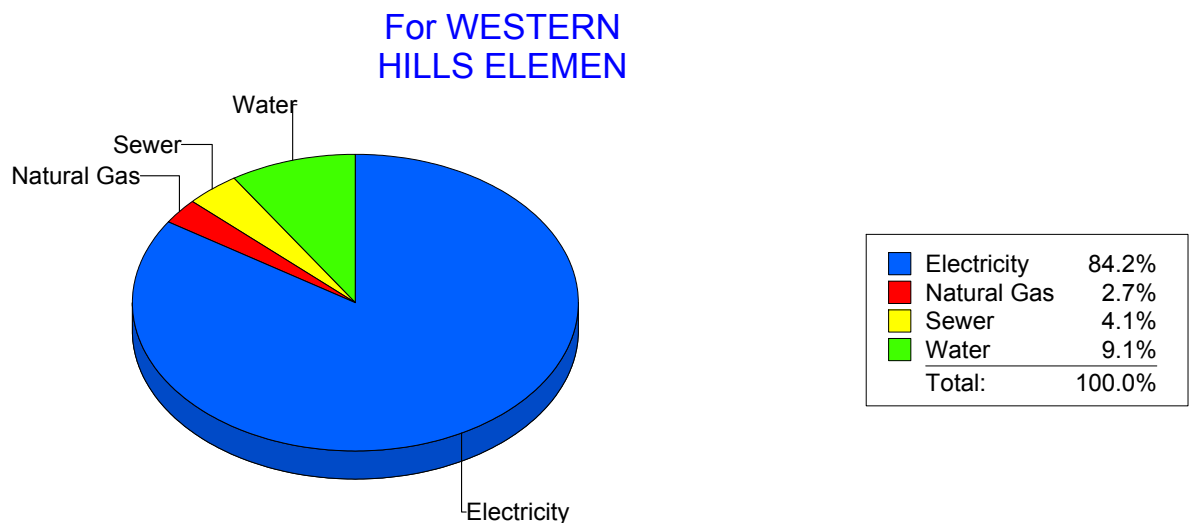
Energy CAP

Cost Avoidance Program

## Cost Summary Graph

Grouped by Energy Type

Energy Type	Use	Units	Meter Cost	Special Charges	Total Cost	Avg Unit Cost	% of Total Cost
Site: WESTERN HILLS ELEMEN - WESTERN HILLS ELEMEN							
Electricity	66,720	KWH	\$8,419.57	\$0.00	\$8,419.57	0.1262	84.20%
Natural Gas	434	CCF	\$267.29	\$0.00	\$267.29	0.6159	2.67%
Water	240	CCF	\$907.53	\$0.00	\$907.53	3.7814	9.08%
Sewer	68	CCF	\$405.26	\$0.00	\$405.26	5.9597	4.05%
Total Cost:			\$9,999.65	\$0.00	\$9,999.65		



Filters: Cost Center Name Not One Of DoNotReport; Site Name Not One Of DoNotReport; Billing Period Equal To 200905



el Paso

Energy CAP

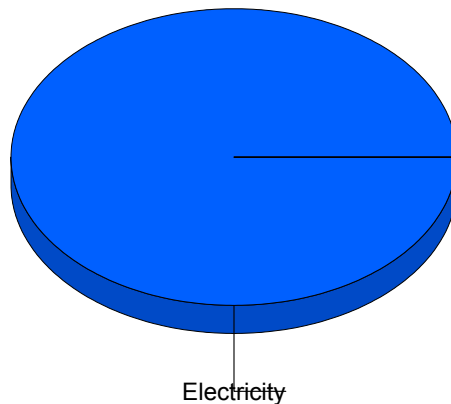
Cost Avoidance Program

## Cost Summary Graph

Grouped by Energy Type

Energy Type	Use	Units	Meter Cost	Special Charges	Total Cost	Avg Unit Cost	% of Total Cost
Site: WESTSIDE TRANSPORTAT - WESTSIDE TRANSPORTAT							
Electricity		1,112 KWH	\$203.94	\$0.00	\$203.94	0.1834	100.00%
Total Cost:			\$203.94	\$0.00	\$203.94		

For WESTSIDE  
TRANSPORTAT



■ Electricity	100.0%
Total:	100.0%

Filters: Cost Center Name Not One Of DoNotReport; Site Name Not One Of DoNotReport; Billing Period Equal To 200905

# elpaso

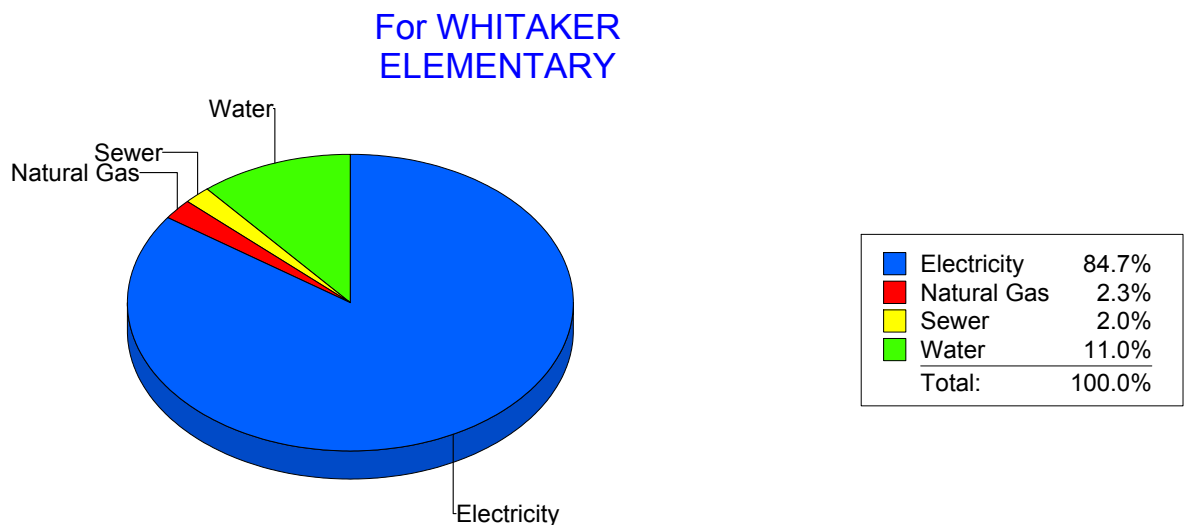
Energy CAP

Cost Avoidance Program

## Cost Summary Graph

Grouped by Energy Type

Energy Type	Use	Units	Meter Cost	Special Charges	Total Cost	Avg Unit Cost	% of Total Cost
Site: WHITAKER ELEMENTARY - WHITAKER ELEMENTARY							
Electricity	88,200	KWH	\$11,413.08	\$0.00	\$11,413.08	0.1294	84.73%
Natural Gas	498	CCF	\$303.48	\$0.00	\$303.48	0.6094	2.25%
Water	682	CCF	\$1,482.31	\$0.00	\$1,482.31	2.1735	11.00%
Sewer	105	CCF	\$270.96	\$0.00	\$270.96	2.5806	2.01%
Total Cost:			\$13,469.83	\$0.00	\$13,469.83		



Filters: Cost Center Name Not One Of DoNotReport; Site Name Not One Of DoNotReport; Billing Period Equal To 200905

# el Paso

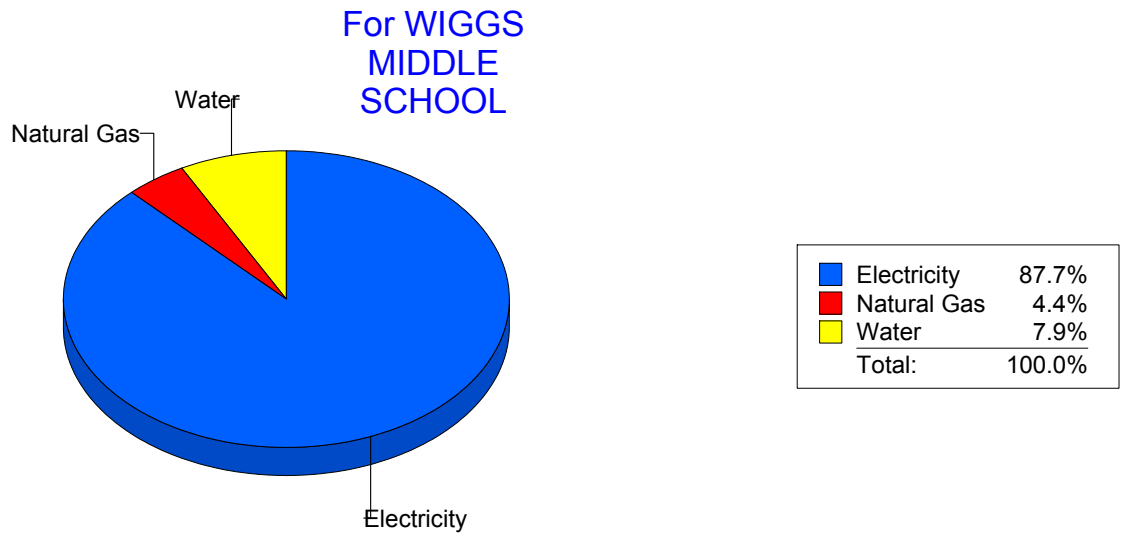
Energy CAP

Cost Avoidance Program

## Cost Summary Graph

Grouped by Energy Type

Energy Type	Use	Units	Meter Cost	Special Charges	Total Cost	Avg Unit Cost	% of Total Cost
Site: WIGGS MIDDLE SCHOOL - WIGGS MIDDLE SCHOOL							
Electricity	53,820	KWH	\$7,102.97	\$0.00	\$7,102.97	0.1320	87.65%
Natural Gas	601	CCF	\$359.63	\$0.00	\$359.63	0.5984	4.44%
Water	242	CCF	\$641.18	\$0.00	\$641.18	2.6495	7.91%
Total Cost:			\$8,103.78	\$0.00	\$8,103.78		



Filters: Cost Center Name Not One Of DoNotReport; Site Name Not One Of DoNotReport; Billing Period Equal To 200905

# elpaso

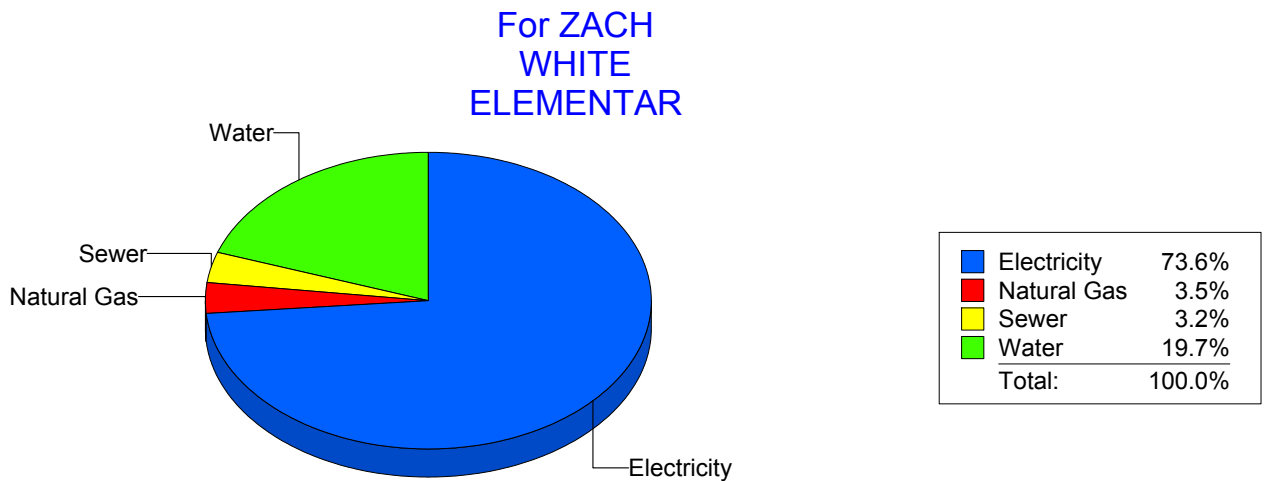
Energy CAP

Cost Avoidance Program

## Cost Summary Graph

Grouped by Energy Type

Energy Type	Use	Units	Meter Cost	Special Charges	Total Cost	Avg Unit Cost	% of Total Cost
Site: ZACH WHITE ELEMENTAR - ZACH WHITE ELEMENTAR							
Electricity	60,000	KWH	\$8,174.36	\$0.00	\$8,174.36	0.1362	73.57%
Natural Gas	590	CCF	\$387.02	\$0.00	\$387.02	0.6560	3.48%
Water	681	CCF	\$2,190.98	\$0.00	\$2,190.98	3.2173	19.72%
Sewer	76	CCF	\$358.61	\$0.00	\$358.61	4.7186	3.23%
Total Cost:			\$11,110.97	\$0.00	\$11,110.97		



Filters: Cost Center Name Not One Of DoNotReport; Site Name Not One Of DoNotReport; Billing Period Equal To 200905

# elpaso

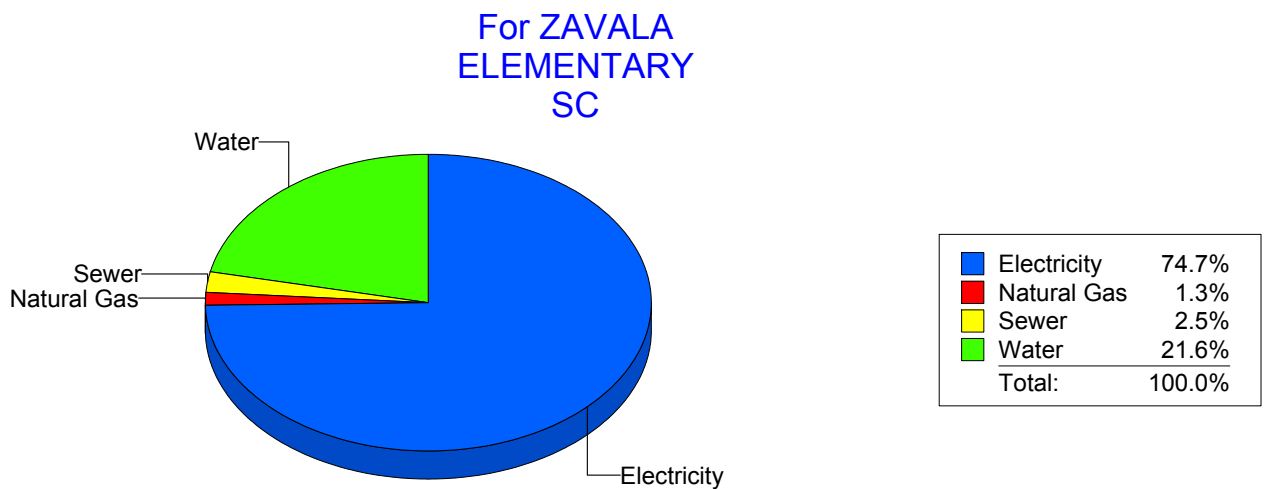
Energy CAP

Cost Avoidance Program

## Cost Summary Graph

Grouped by Energy Type

Energy Type	Use	Units	Meter Cost	Special Charges	Total Cost	Avg Unit Cost	% of Total Cost
Site: ZAVALA ELEMENTARY SC - ZAVALA ELEMENTARY SC							
Electricity	35,023	KWH	\$3,742.47	\$0.00	\$3,742.47	0.1069	74.72%
Natural Gas	67	CCF	\$63.60	\$0.00	\$63.60	0.9493	1.27%
Water	281	CCF	\$1,079.59	\$0.00	\$1,079.59	3.8420	21.55%
Sewer	48	CCF	\$123.20	\$0.00	\$123.20	2.5667	2.46%
Total Cost:			\$5,008.86	\$0.00	\$5,008.86		



Filters: Cost Center Name Not One Of DoNotReport; Site Name Not One Of DoNotReport; Billing Period Equal To 200905

# elpaso

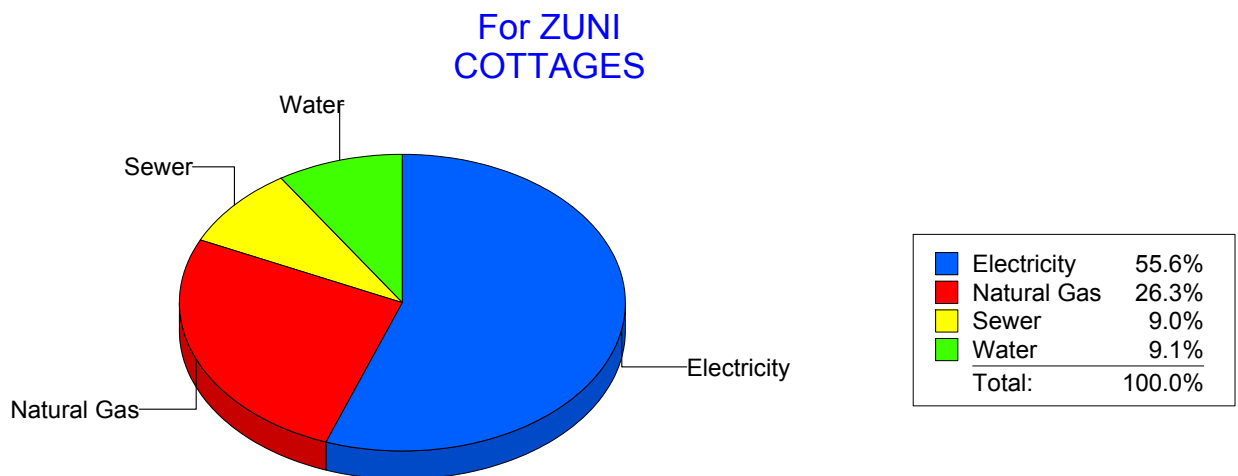
Energy CAP

Cost Avoidance Program

## Cost Summary Graph

Grouped by Energy Type

Energy Type	Use	Units	Meter Cost	Special Charges	Total Cost	Avg Unit Cost	% of Total Cost
Site: ZUNI COTTAGES - ZUNI COTTAGES							
Electricity		770 KWH	\$148.88	\$0.00	\$148.88	0.1934	55.64%
Natural Gas		8 CCF	\$70.38	\$0.00	\$70.38	8.7975	26.30%
Water		2 CCF	\$24.30	\$0.00	\$24.30	12.1500	9.08%
Sewer		4 CCF	\$24.03	\$0.00	\$24.03	6.0075	8.98%
Total Cost:			\$267.59	\$0.00	\$267.59		



Filters: Cost Center Name Not One Of DoNotReport; Site Name Not One Of DoNotReport; Billing Period Equal To 200905

# elpaso

Energy CAP

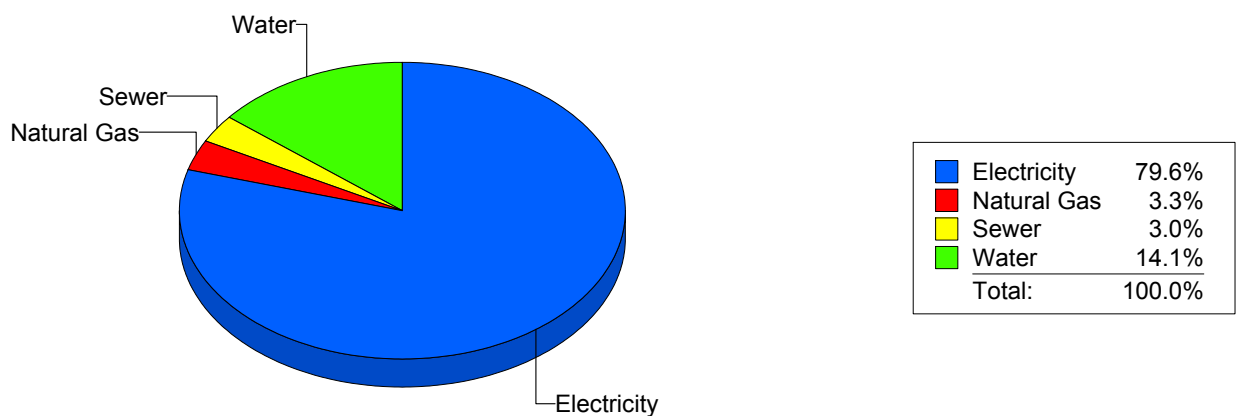
Cost Avoidance Program

## Cost Summary Graph

Grouped by Energy Type

Energy Type	Use	Units	Meter Cost	Special Charges	Total Cost	Avg Unit Cost	% of Total Cost
<b>All Sites</b>							
Electricity	7,293,701	KWH	\$960,489.94	\$0.00	\$960,489.94	0.1317	79.55%
Natural Gas	63,412	CCF	\$40,004.12	\$0.00	\$40,004.12	0.6309	3.31%
Water	65,153	CCF	\$170,482.42	\$0.00	\$170,482.42	2.6166	14.12%
Sewer	16,593	CCF	\$36,366.36	\$0.00	\$36,366.36	2.1917	3.01%
<b>Total Cost:</b>			<b>\$1,207,342.84</b>	<b>\$0.00</b>	<b>\$1,207,342.84</b>		

For All Sites



Filters: Cost Center Name Not One Of DoNotReport; Site Name Not One Of DoNotReport; Billing Period Equal To 200905