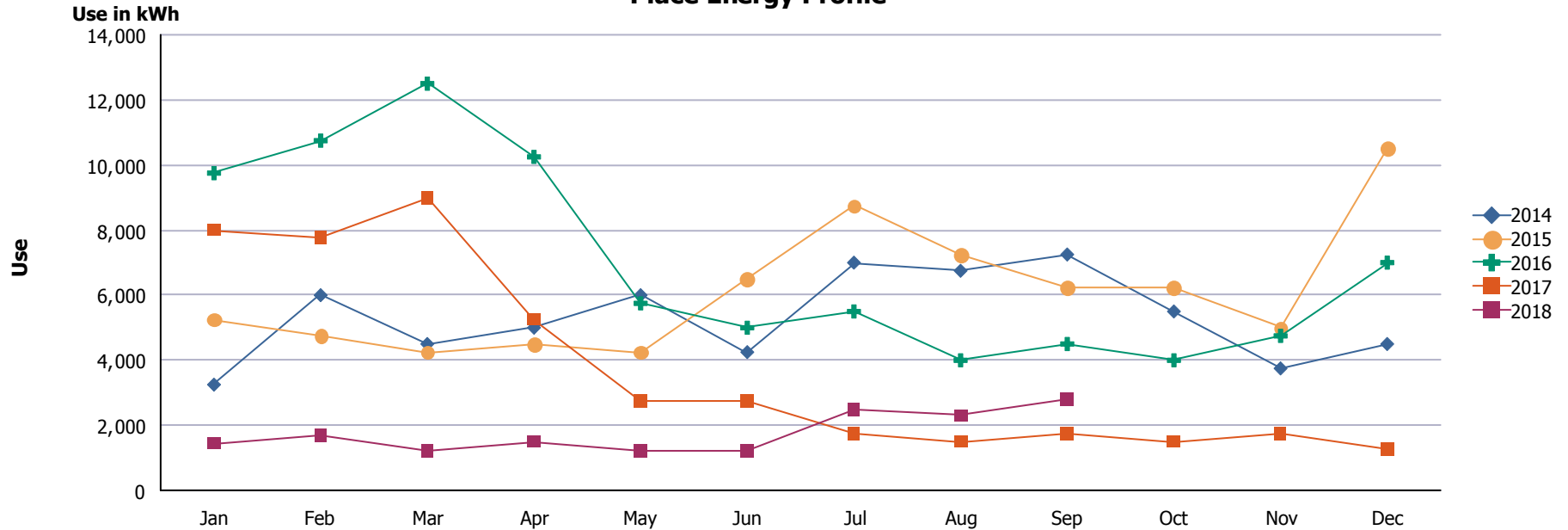


Place: [ALAMO] ALAMO 101

500 S. HILLS
El Paso, TX, 79901

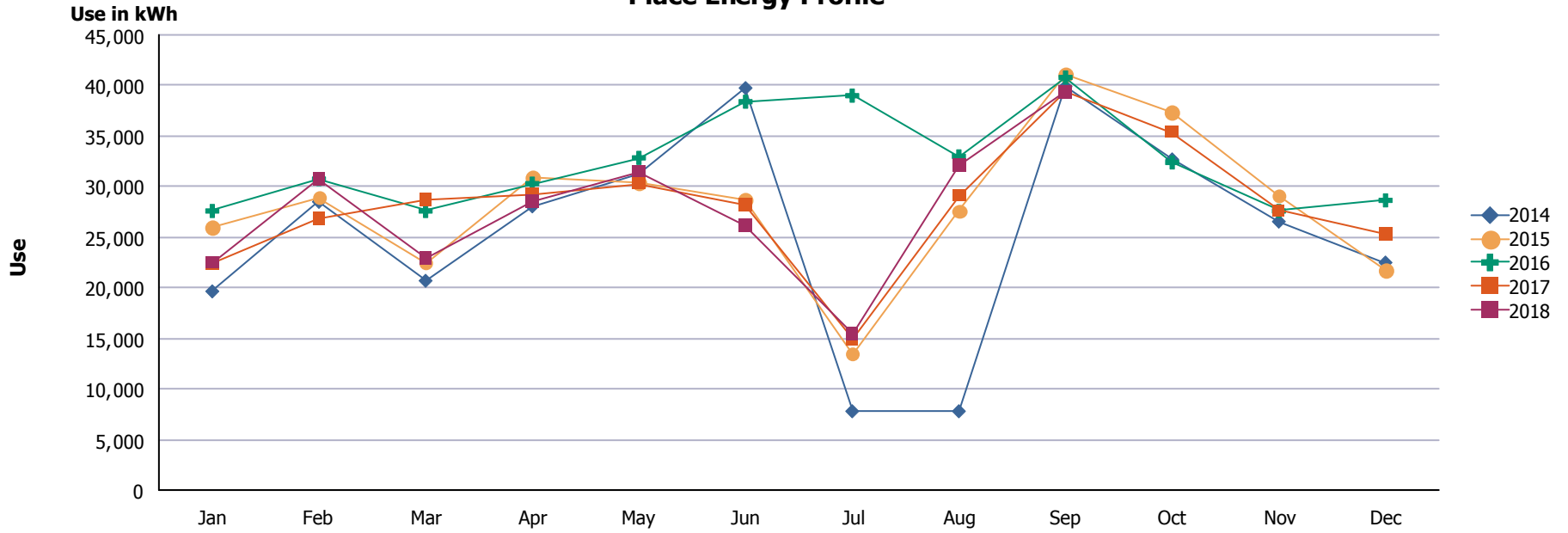
Place Energy Profile



Year	Jan	Feb	Mar	Apr	May	Jun	Jul	Aug	Sep	Oct	Nov	Dec	Totals
2014	3,250	6,000	4,500	5,000	6,000	4,250	7,000	6,750	7,250	5,500	3,750	4,500	63,750
2015	5,250	4,750	4,250	4,500	4,250	6,500	8,750	7,250	6,250	6,250	5,000	10,500	73,500
2016	9,750	10,750	12,500	10,250	5,750	5,000	5,500	4,000	4,500	4,000	4,750	7,000	83,750
2017	8,000	7,750	9,000	5,250	2,750	2,750	1,750	1,500	1,750	1,500	1,750	1,250	45,000
2018	1,450	1,700	1,200	1,500	1,200	1,200	2,500	2,300	2,800	0	0	0	15,850
Totals	27,700	30,950	31,450	26,500	19,950	19,700	25,500	21,800	22,550	17,250	15,250	23,250	281,850

Place: [ALTA] ALTA VISTA 102
 1000 N, GRAMA

Place Energy Profile

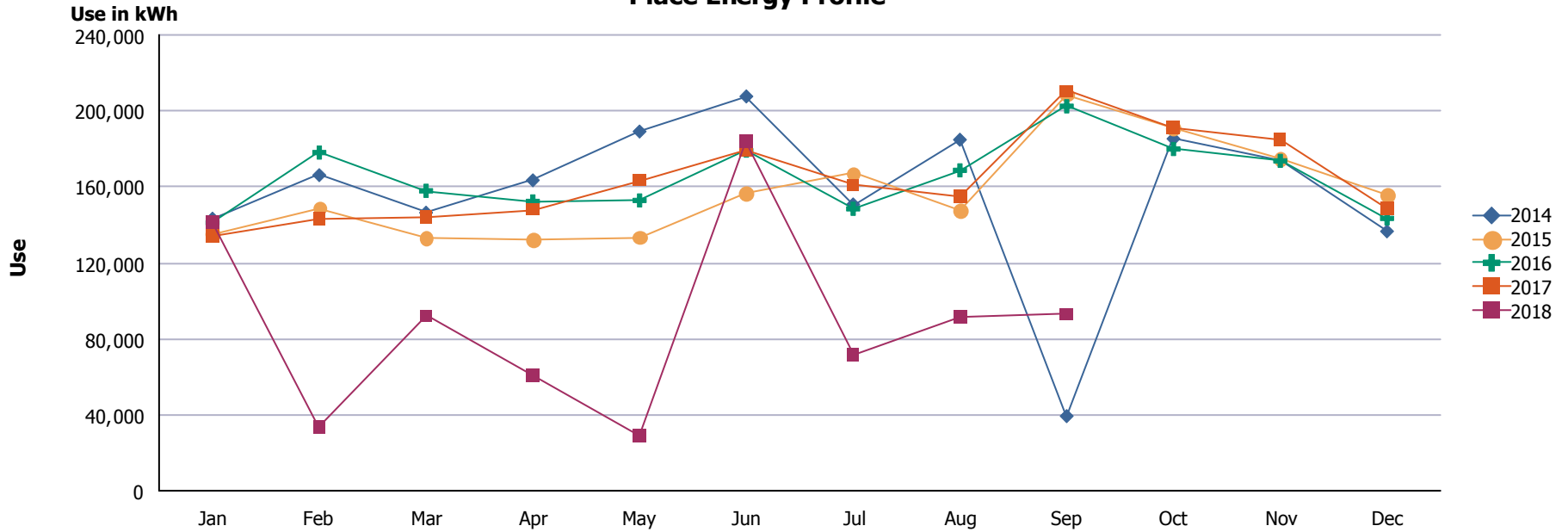


Year	Jan	Feb	Mar	Apr	May	Jun	Jul	Aug	Sep	Oct	Nov	Dec	Totals
2014	19,650	28,500	20,700	28,050	31,200	39,750	7,800	7,800	39,900	32,700	26,550	22,500	305,100
2015	25,950	28,950	22,500	30,900	30,450	28,650	13,500	27,600	41,100	37,350	29,100	21,750	337,800
2016	27,600	30,750	27,600	30,300	32,850	38,400	39,000	33,000	40,800	32,400	27,600	28,650	388,950
2017	22,350	26,850	28,650	29,250	30,300	28,200	15,000	29,100	39,450	35,400	27,600	25,350	337,500
2018	22,500	30,750	22,950	28,500	31,500	26,100	15,450	32,100	39,450	0	0	0	249,300
Totals	118,050	145,800	122,400	147,000	156,300	161,100	90,750	129,600	200,700	137,850	110,850	98,250	1,618,650

Place: [ADDRESS] ADDRESS 001

5400 SUN VALLEY

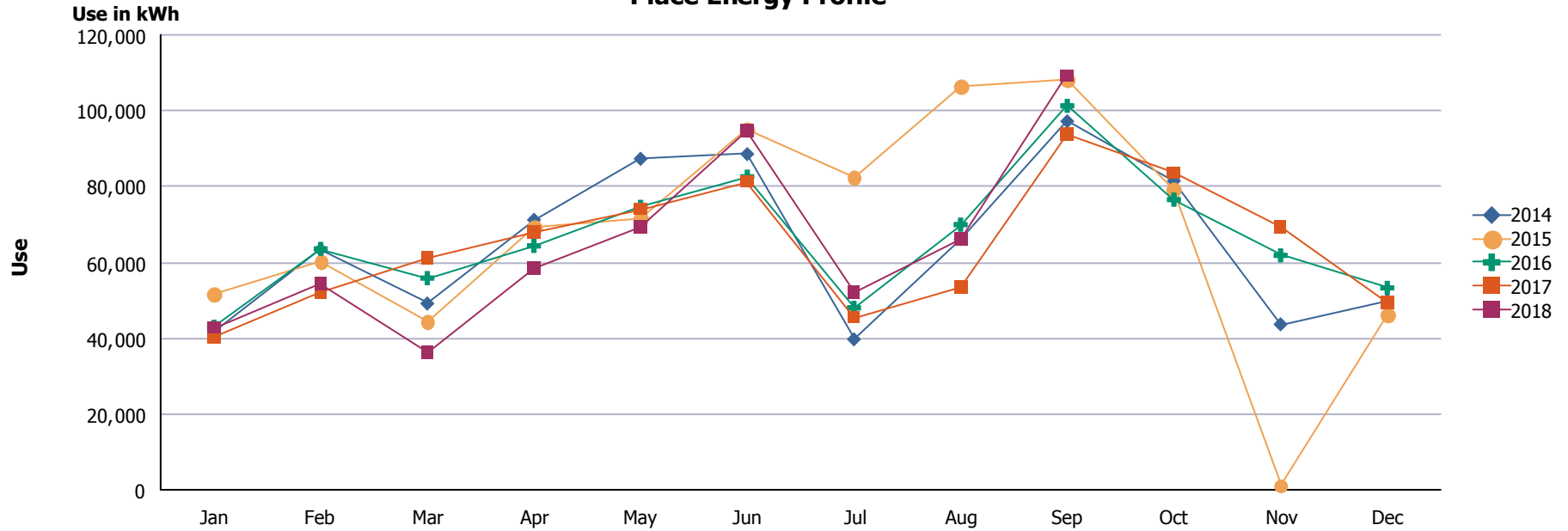
Place Energy Profile



Year	Jan	Feb	Mar	Apr	May	Jun	Jul	Aug	Sep	Oct	Nov	Dec	Totals
2014	143,282	166,213	146,444	163,493	189,203	207,661	150,766	184,850	39,336	185,362	173,801	136,599	1,887,010
2015	135,273	148,959	133,268	132,414	133,594	156,846	167,203	147,853	208,750	191,183	174,709	156,009	1,886,061
2016	141,150	178,085	157,972	152,384	152,897	179,124	148,507	168,732	202,470	179,938	173,716	143,432	1,978,407
2017	134,145	143,324	144,265	148,073	163,469	179,363	160,890	154,993	210,626	191,341	184,595	148,370	1,963,454
2018	141,442	33,503	91,962	60,865	29,240	183,920	71,496	91,462	92,864	0	0	0	796,754
Totals	695,292	670,084	673,911	657,229	668,403	906,914	698,862	747,890	754,046	747,824	706,821	584,410	8,511,686

Place: [AOY] AOY 103
 901 CAMPBELL

Place Energy Profile

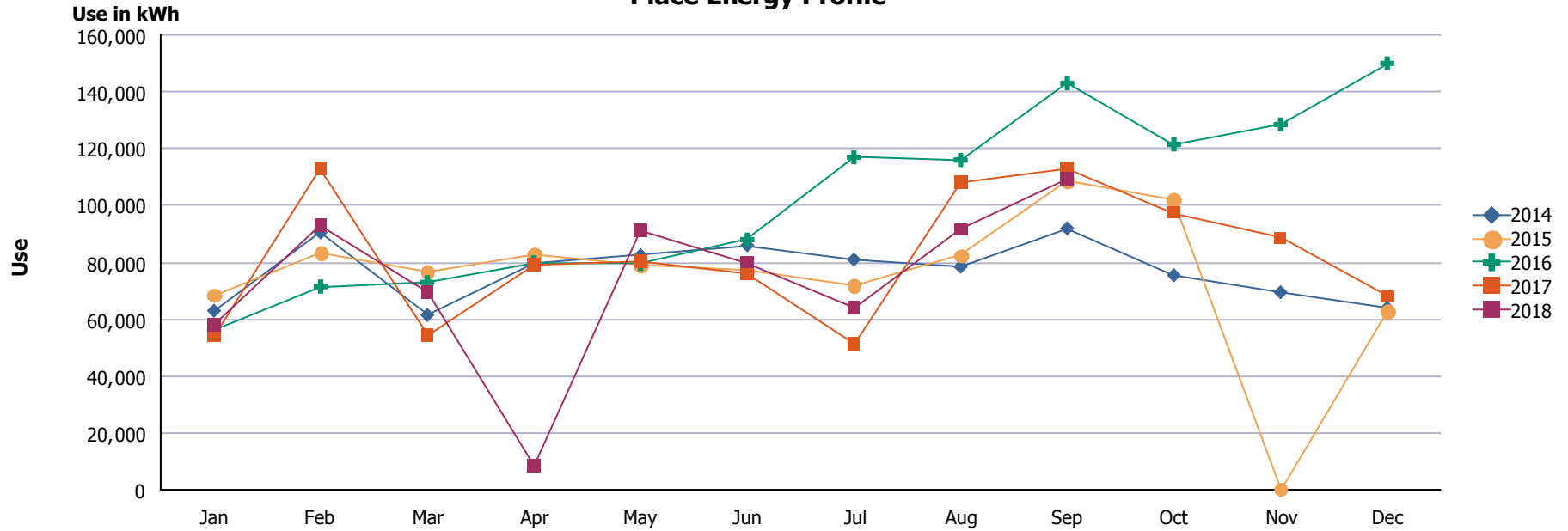


Year	Jan	Feb	Mar	Apr	May	Jun	Jul	Aug	Sep	Oct	Nov	Dec	Totals
2014	41,532	63,400	49,154	71,231	87,330	88,567	39,715	66,154	97,228	81,495	43,670	49,974	779,450
2015	51,686	60,187	44,527	69,344	71,535	94,939	82,407	106,464	108,142	79,170	1,162	46,181	815,744
2016	43,030	63,566	55,865	64,349	74,664	82,602	48,022	69,959	101,304	76,553	61,856	53,280	795,050
2017	40,387	52,138	61,274	67,776	74,008	81,232	45,476	53,361	93,870	83,553	69,423	49,424	771,922
2018	42,747	54,474	36,229	58,408	69,376	94,643	52,111	66,061	109,376	0	0	0	583,425
Totals	219,382	293,765	247,049	331,108	376,913	441,983	267,731	361,999	509,920	320,771	176,111	198,859	3,745,591

Place: [ARMENDARIZ_1] ARMENDARIZ MIDDLE SCHOOL

2231 ARIZONA DR.

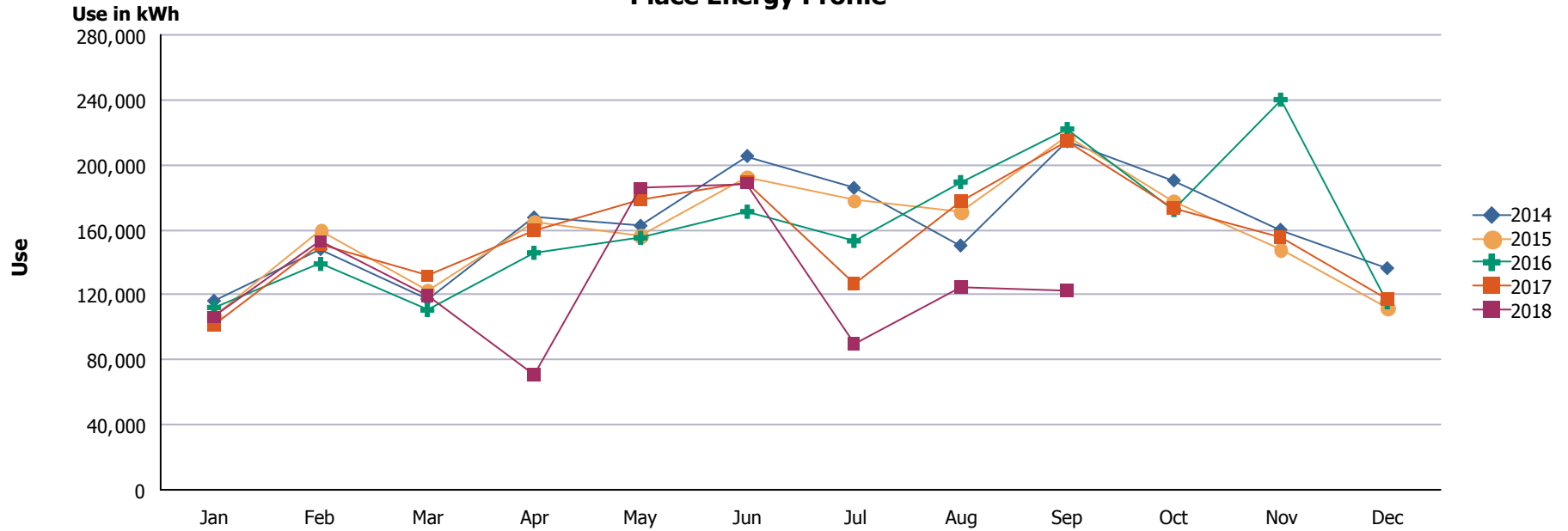
Place Energy Profile



Year	Jan	Feb	Mar	Apr	May	Jun	Jul	Aug	Sep	Oct	Nov	Dec	Totals
2014	63,000	90,500	61,500	80,000	82,500	86,000	81,000	78,500	92,000	75,500	69,500	64,000	924,000
2015	68,500	83,500	76,500	83,000	79,000	77,000	72,000	82,500	108,500	102,000	292	63,000	895,792
2016	56,000	71,500	73,000	80,000	79,500	88,000	117,000	116,000	143,000	121,500	128,500	150,000	1,224,000
2017	54,000	113,000	54,500	79,000	80,500	76,000	51,500	108,000	113,000	97,500	88,500	68,000	983,500
2018	58,000	93,000	69,500	8,600	91,000	80,000	64,000	91,500	109,500	0	0	0	665,100
Totals	299,500	451,500	335,000	330,600	412,500	407,000	385,500	476,500	566,000	396,500	286,792	345,000	4,692,392

Place: [AUSTIN] AUSTIN 002
 3500 MEMPHIS AVE

Place Energy Profile

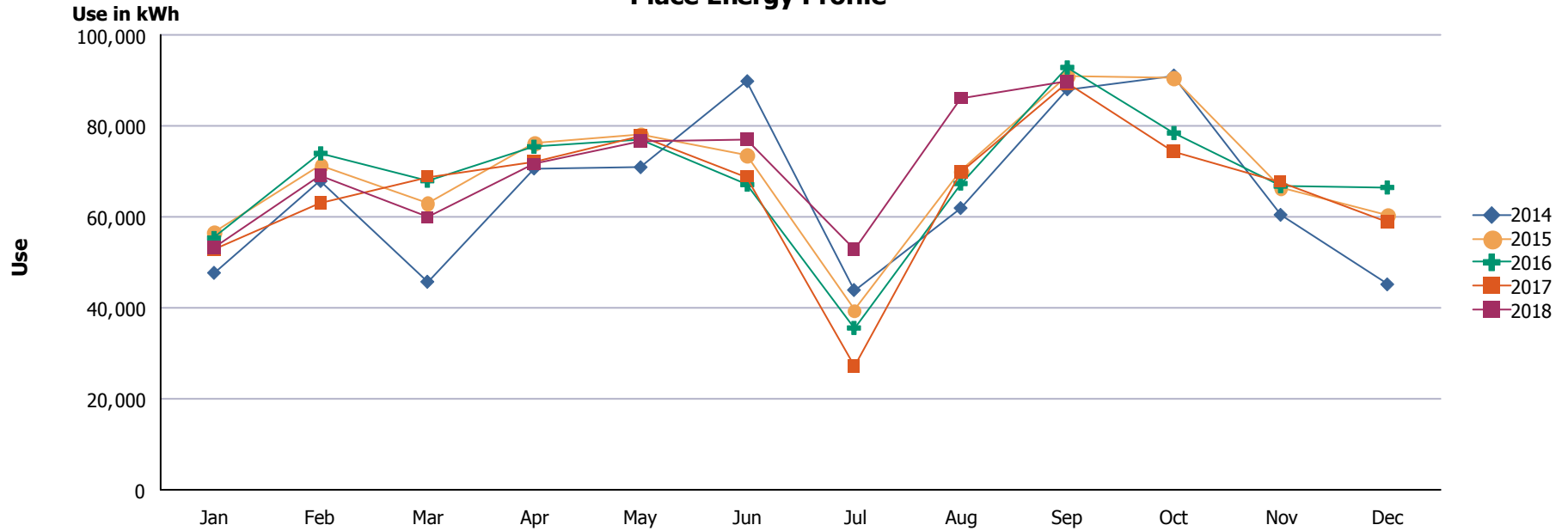


Year	Jan	Feb	Mar	Apr	May	Jun	Jul	Aug	Sep	Oct	Nov	Dec	Totals
2014	116,353	148,245	117,497	167,684	162,598	205,493	185,896	150,408	214,506	190,445	160,052	136,459	1,955,636
2015	106,555	159,677	123,006	165,103	156,565	191,971	178,129	171,005	217,253	177,303	147,961	111,741	1,906,269
2016	112,300	139,034	110,685	145,875	155,166	171,223	153,240	189,454	222,079	172,279	240,169	115,466	1,926,970
2017	101,666	150,978	131,672	159,182	178,441	189,415	126,915	177,599	214,476	173,094	155,024	117,045	1,875,507
2018	106,335	152,763	119,039	71,025	185,449	188,572	89,480	124,478	122,935	0	0	0	1,160,076
Totals	543,209	750,697	601,899	708,869	838,219	946,674	733,660	812,944	991,249	713,121	703,206	480,711	8,824,458

Place: [BARRON ELEMENTARY] Barron Elementary 165

11155 Whitey Ford

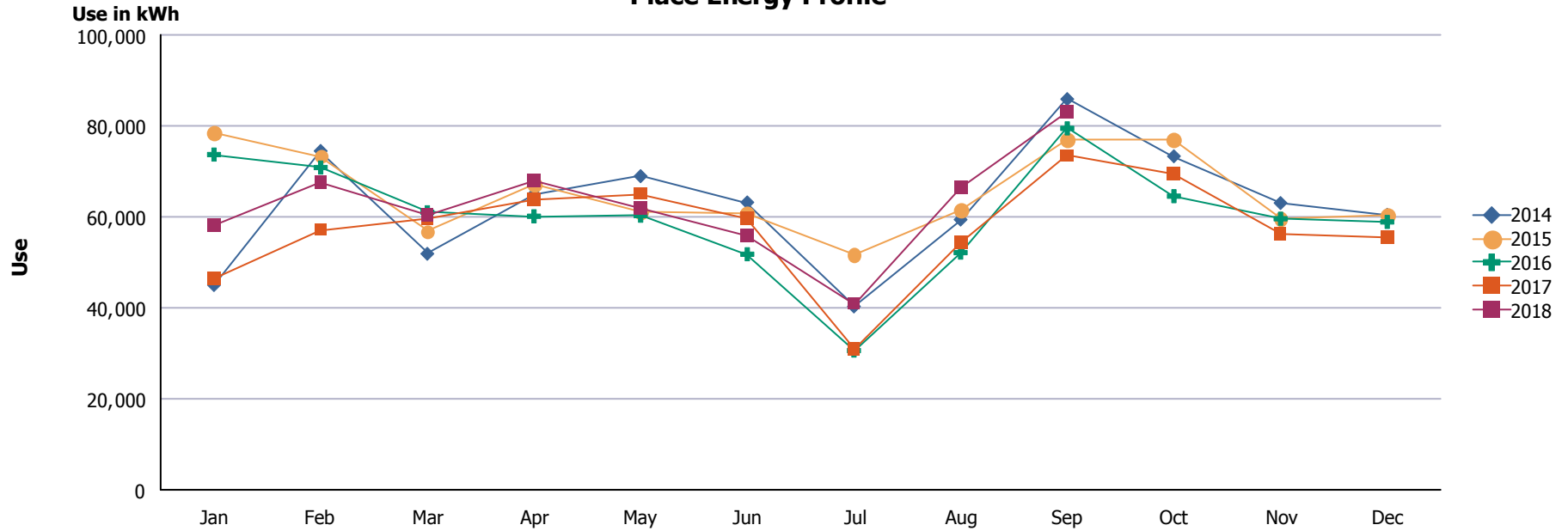
Place Energy Profile



Year	Jan	Feb	Mar	Apr	May	Jun	Jul	Aug	Sep	Oct	Nov	Dec	Totals
2014	47,712	67,897	45,747	70,641	70,926	89,837	43,928	61,948	88,049	91,074	60,457	45,174	783,390
2015	56,594	71,260	63,155	76,353	78,140	73,619	39,438	70,027	91,043	90,469	66,457	60,496	837,051
2016	55,359	73,961	67,962	75,430	76,920	67,096	35,599	67,340	92,849	78,441	66,772	66,464	824,193
2017	52,658	63,141	68,850	72,123	77,814	68,827	27,114	69,723	89,303	74,306	67,721	58,953	790,533
2018	53,250	69,149	59,843	71,525	76,612	76,916	52,914	86,215	89,844	0	0	0	636,268
Totals	265,573	345,408	305,557	366,072	380,412	376,295	198,993	355,253	451,088	334,290	261,407	231,087	3,871,435

Place: [BASSETT] BASSETT 049
 4400 ELM

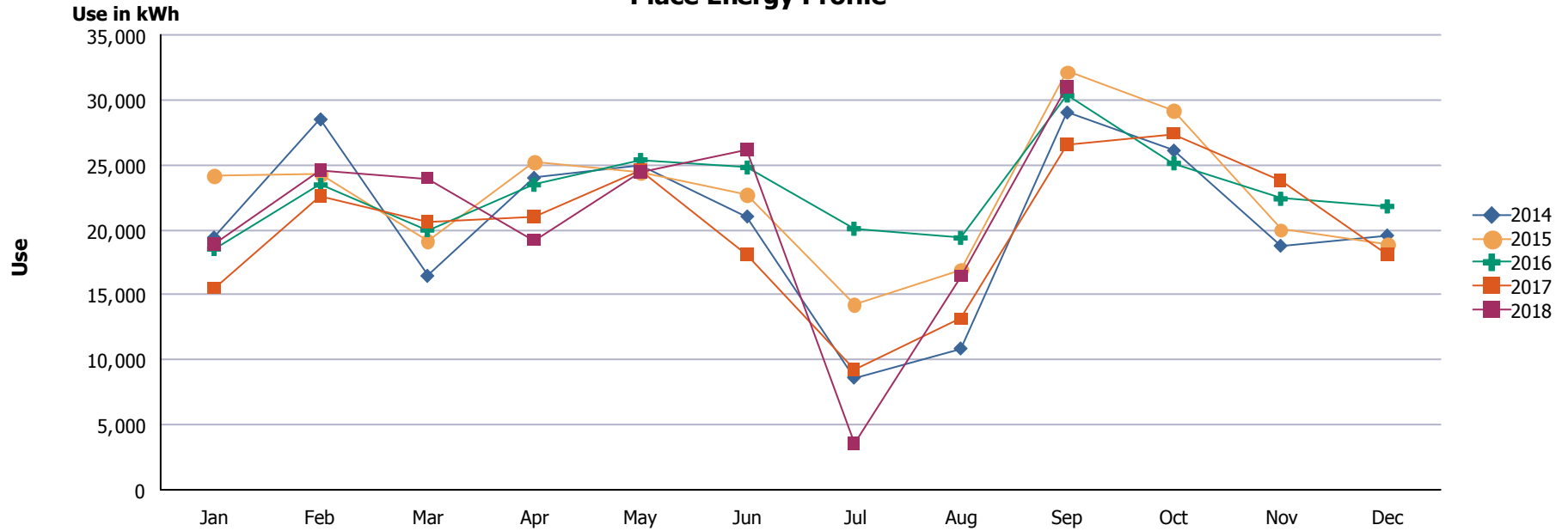
Place Energy Profile



Year	Jan	Feb	Mar	Apr	May	Jun	Jul	Aug	Sep	Oct	Nov	Dec	Totals
2014	45,024	74,497	51,897	64,991	68,959	63,197	40,314	59,413	85,900	73,336	63,049	60,484	751,061
2015	78,375	73,363	56,812	67,238	61,217	60,736	51,699	61,459	77,000	77,011	59,516	60,296	784,722
2016	73,706	70,849	61,016	60,137	60,280	51,794	30,623	52,158	79,471	64,556	59,607	58,903	723,100
2017	46,424	57,138	59,700	63,687	65,066	59,591	30,998	54,428	73,421	69,559	56,174	55,558	691,744
2018	58,195	67,582	60,386	67,912	61,976	55,920	40,896	66,301	82,964	0	0	0	562,132
Totals	301,724	343,429	289,811	323,965	317,498	291,238	194,530	293,759	398,756	284,462	238,346	235,241	3,512,759

Place: [BEALL] BEALL 104
 320 S. PIEDRAS

Place Energy Profile



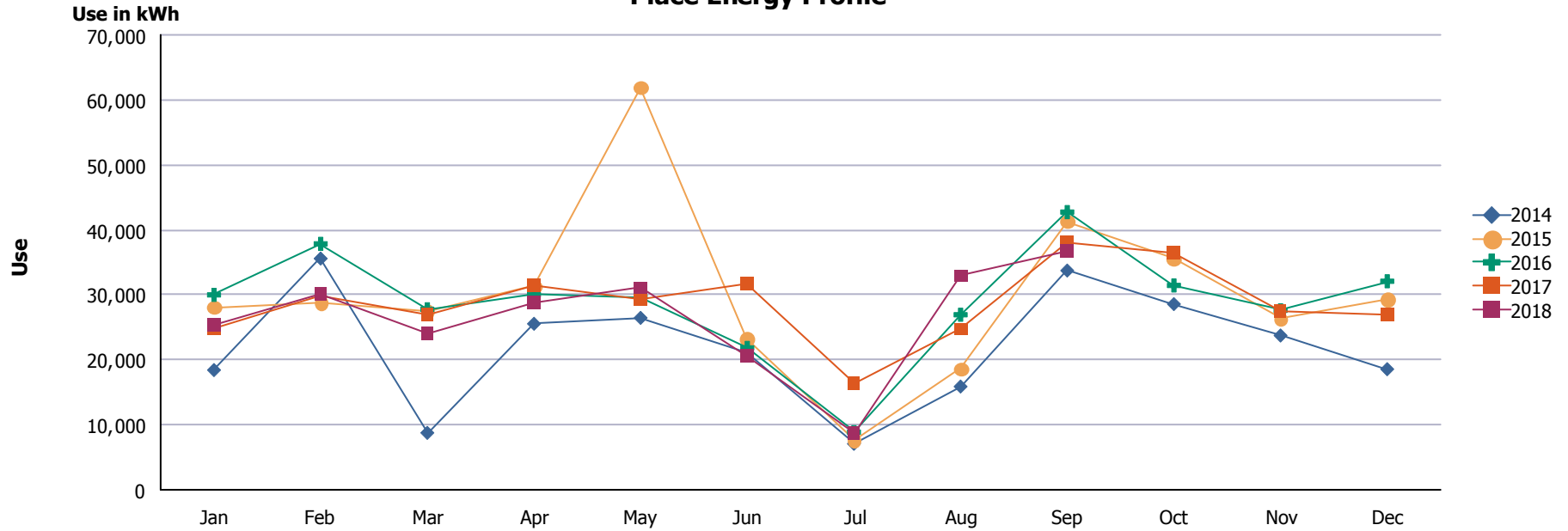
Year	Jan	Feb	Mar	Apr	May	Jun	Jul	Aug	Sep	Oct	Nov	Dec	Totals
2014	19,420	28,502	16,468	24,005	24,915	21,038	8,638	10,880	29,034	26,106	18,780	19,573	247,359
2015	24,189	24,321	19,144	25,230	24,473	22,728	14,289	16,969	32,172	29,225	20,014	18,922	271,676
2016	18,537	23,456	19,994	23,475	25,386	24,801	20,091	19,383	30,344	25,121	22,392	21,801	274,781
2017	15,520	22,558	20,600	20,965	24,605	18,066	9,256	13,145	26,528	27,396	23,780	18,137	240,556
2018	18,882	24,540	23,962	19,209	24,402	26,130	3,585	16,436	31,060	0	0	0	188,206
Totals	96,548	123,377	100,168	112,884	123,781	112,763	55,859	76,813	149,138	107,848	84,966	78,433	1,222,578

Place: [BLISS] BLISS

105

4401 SHERIDAN

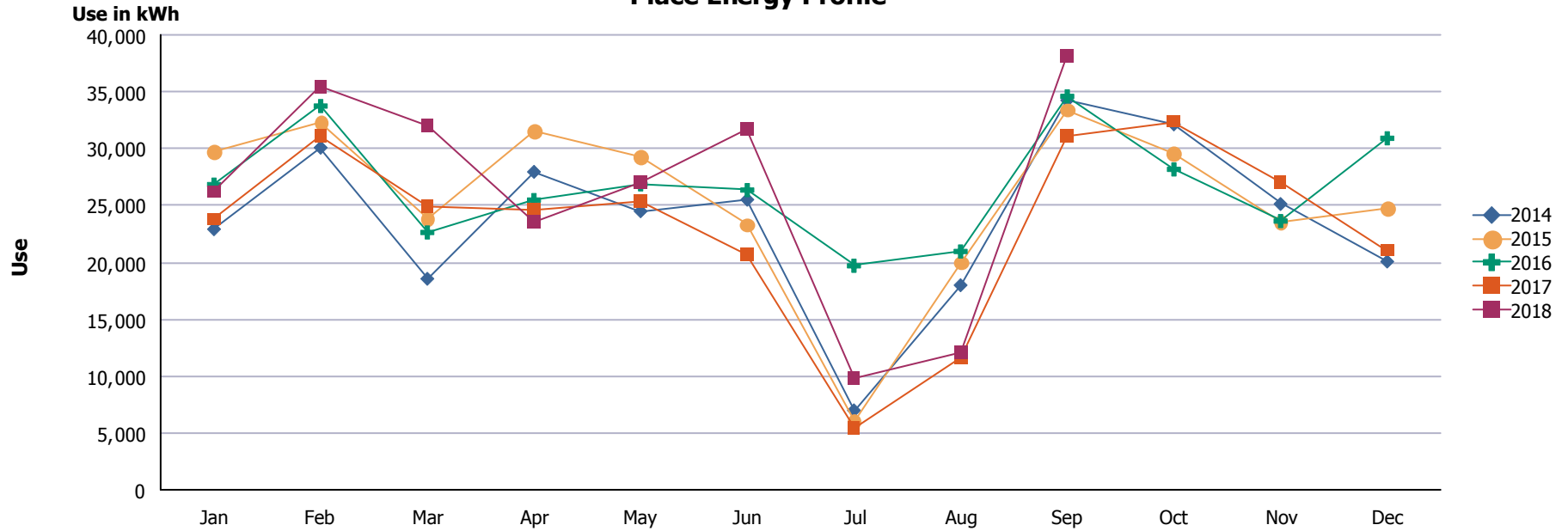
Place Energy Profile



Year	Jan	Feb	Mar	Apr	May	Jun	Jul	Aug	Sep	Oct	Nov	Dec	Totals
2014	18,434	35,594	8,775	25,558	26,463	21,210	7,092	15,901	33,748	28,582	23,756	18,572	263,685
2015	28,121	28,847	27,462	31,330	61,939	23,236	7,705	18,657	41,321	35,547	26,316	29,365	359,846
2016	30,002	37,864	27,783	30,059	29,668	21,846	8,878	26,948	42,739	31,456	27,624	32,097	346,964
2017	24,804	29,978	26,876	31,476	29,298	31,703	16,469	24,729	38,110	36,547	27,395	26,899	344,284
2018	25,403	30,044	23,987	28,811	31,059	20,544	8,790	32,925	36,667	0	0	0	238,230
Totals	126,764	162,327	114,883	147,234	178,427	118,539	48,934	119,160	192,585	132,132	105,091	106,933	1,553,009

Place: [BOND_2] BOND 160
 250 LINDBERGH

Place Energy Profile



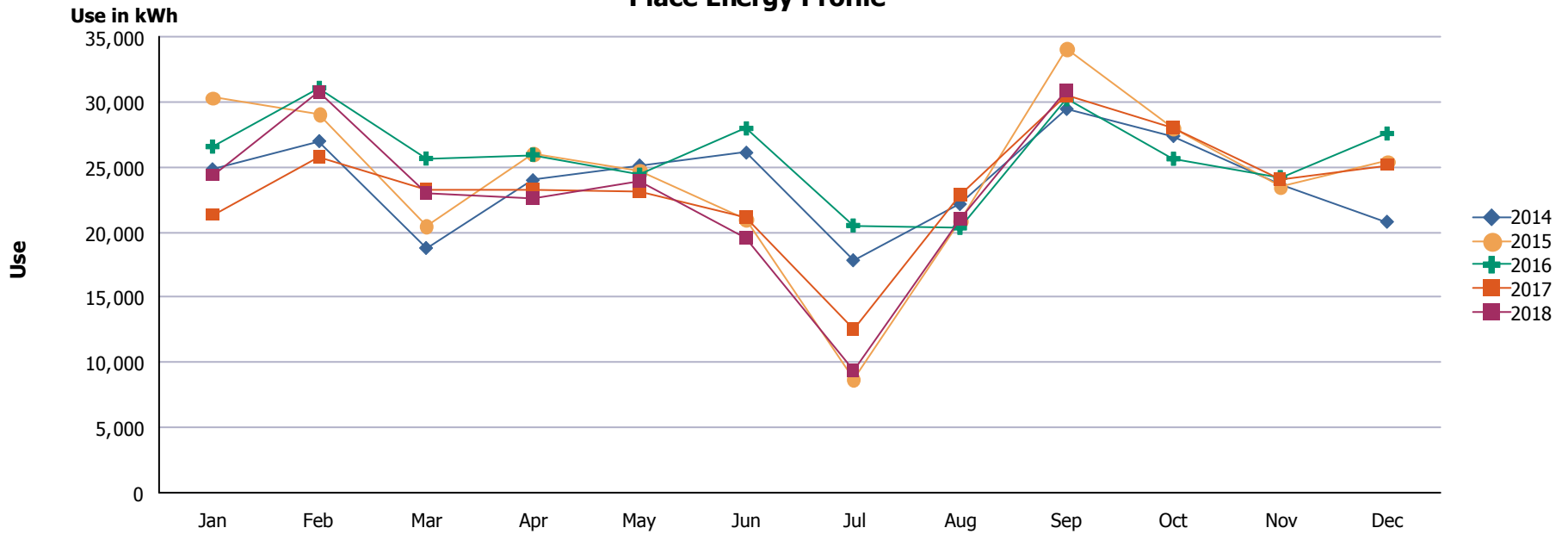
Year	Jan	Feb	Mar	Apr	May	Jun	Jul	Aug	Sep	Oct	Nov	Dec	Totals
2014	22,921	30,093	18,560	27,965	24,501	25,516	6,991	17,994	34,249	32,136	25,135	20,078	286,139
2015	29,772	32,316	23,865	31,564	29,297	23,329	5,997	19,994	33,420	29,614	23,563	24,743	307,474
2016	26,837	33,748	22,635	25,485	26,866	26,358	19,704	20,965	34,599	28,179	23,633	30,912	319,921
2017	23,794	31,056	24,855	24,590	25,315	20,711	5,471	11,562	31,130	32,364	27,008	21,055	278,911
2018	26,210	35,484	31,967	23,559	27,037	31,714	9,764	12,099	38,221	0	0	0	236,055
Totals	129,534	162,697	121,882	133,163	133,016	127,628	47,927	82,614	171,619	122,293	99,339	96,788	1,428,500

Place: [BONHAM] BONHAM

106

7024 CIELO VISTA

Place Energy Profile

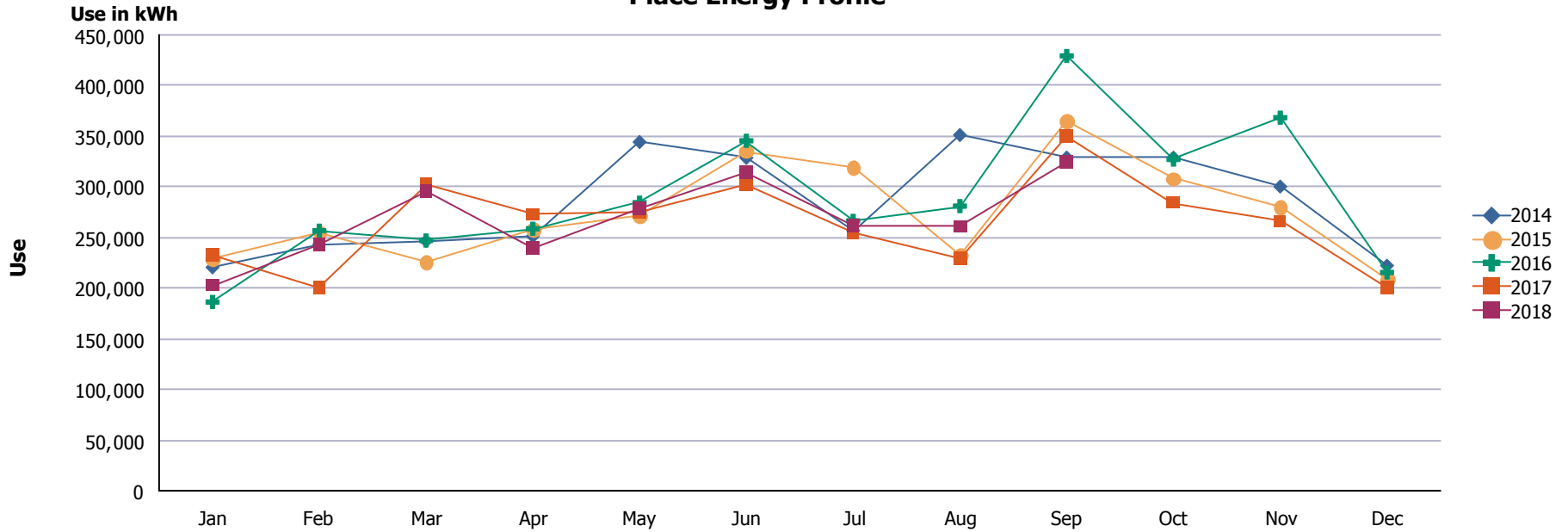


Year	Jan	Feb	Mar	Apr	May	Jun	Jul	Aug	Sep	Oct	Nov	Dec	Totals
2014	24,831	26,992	18,788	23,988	25,117	26,103	17,844	22,157	29,456	27,376	23,646	20,799	287,097
2015	30,332	29,024	20,453	26,036	24,765	21,002	8,746	20,846	34,079	28,043	23,451	25,432	292,209
2016	26,570	31,079	25,655	25,949	24,420	27,965	20,513	20,336	30,200	25,637	24,225	27,571	310,120
2017	21,324	25,754	23,288	23,297	23,066	21,127	12,543	22,846	30,534	28,001	24,023	25,157	280,960
2018	24,366	30,733	22,964	22,583	23,866	19,575	9,417	21,002	30,916	0	0	0	205,422
Totals	127,423	143,582	111,148	121,853	121,234	115,772	69,063	107,187	155,185	109,057	95,345	98,959	1,375,808

Place: [BOWIE] BOWIE 003

801 S. SAN MARCIAL

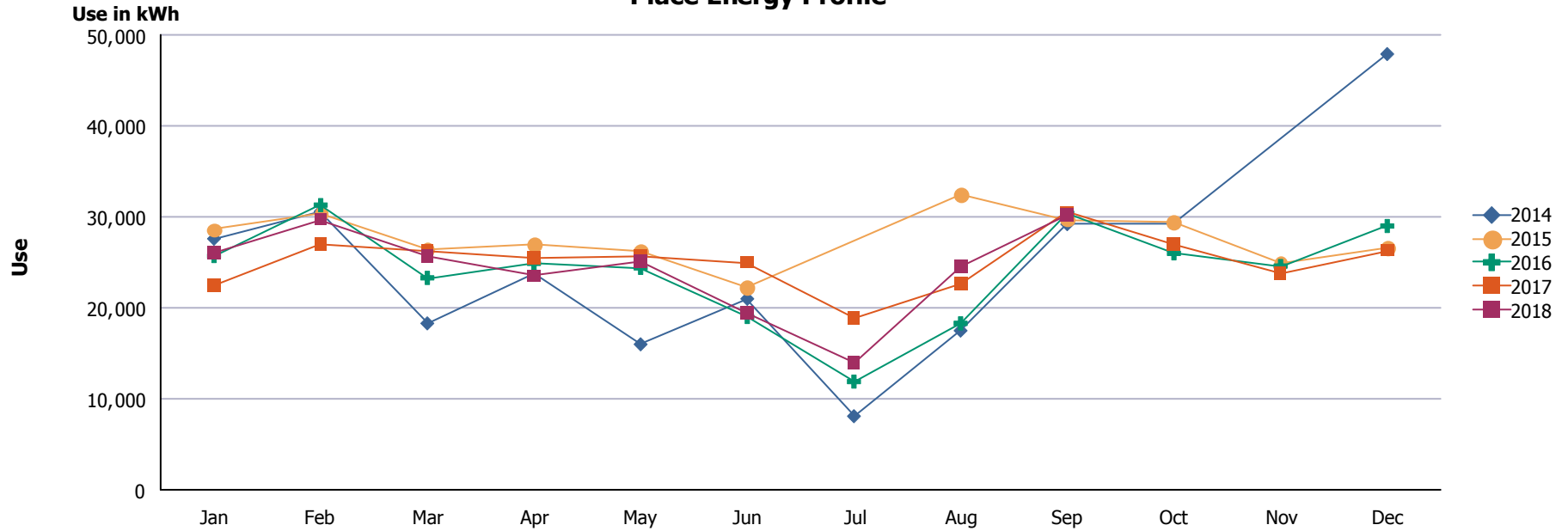
Place Energy Profile



Year	Jan	Feb	Mar	Apr	May	Jun	Jul	Aug	Sep	Oct	Nov	Dec	Totals
2014	220,614	243,358	246,703	251,276	344,369	328,622	256,869	351,288	329,021	328,863	300,356	222,275	3,423,614
2015	228,995	255,151	225,536	258,705	271,940	335,362	318,767	232,970	365,319	308,405	279,714	209,315	3,290,179
2016	186,441	256,811	247,112	258,758	284,456	345,577	266,533	281,047	429,319	327,090	368,423	215,573	3,467,140
2017	232,506	200,705	302,300	272,603	274,494	301,670	254,413	228,883	349,403	284,417	265,915	199,807	3,167,116
2018	202,844	242,663	295,959	239,354	279,001	314,455	261,110	260,917	323,972	0	0	0	2,420,275
Totals	1,071,400	1,198,688	1,317,610	1,280,696	1,454,260	1,625,686	1,357,692	1,355,105	1,797,034	1,248,775	1,214,408	846,970	15,768,324

Place: [BRADLEY] BRADLEY 158
 5330 SWEETWATER

Place Energy Profile

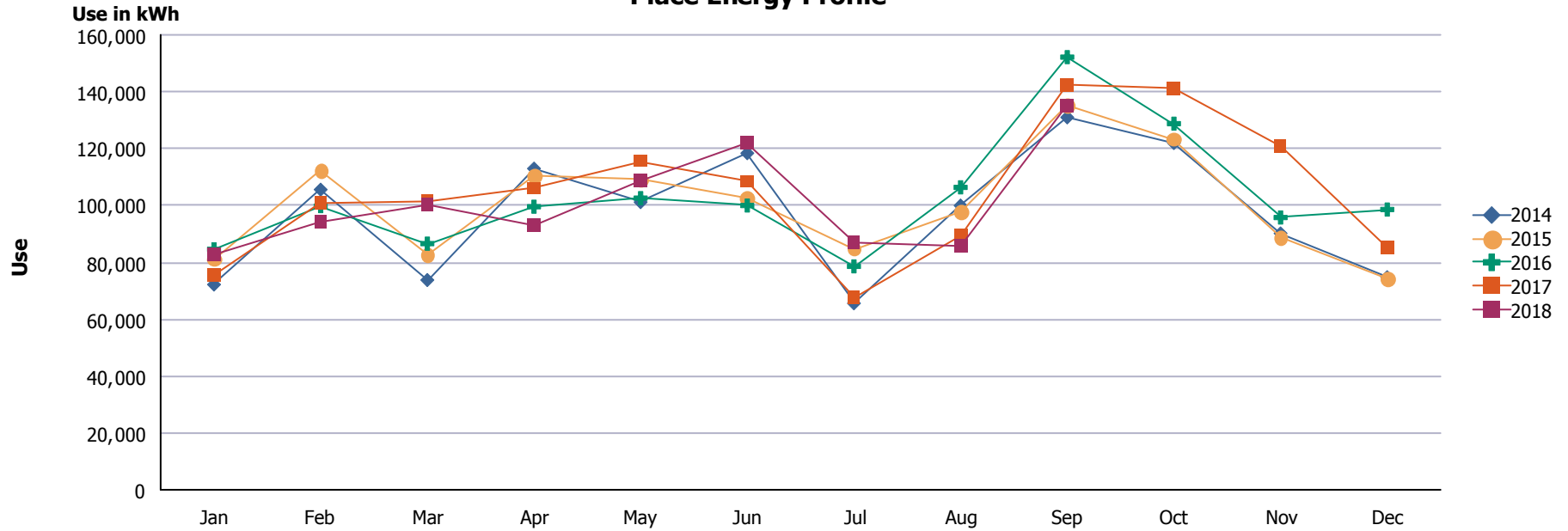


Year	Jan	Feb	Mar	Apr	May	Jun	Jul	Aug	Sep	Oct	Nov	Dec	Totals
2014	27,600	30,600	18,300	23,700	16,000	21,000	8,100	17,500	29,200	29,300	0	47,900	269,200
2015	28,600	30,400	26,400	27,000	26,200	22,200	0	32,500	29,700	29,500	24,900	26,600	304,000
2016	25,700	31,300	23,300	24,900	24,400	19,000	11,900	18,300	30,400	26,000	24,600	29,000	288,800
2017	22,500	27,000	26,200	25,500	25,700	25,000	18,900	22,700	30,500	27,000	23,800	26,300	301,100
2018	26,000	29,700	25,700	23,500	25,100	19,400	14,000	24,500	30,200	0	0	0	218,100
Totals	130,400	149,000	119,900	124,600	117,400	106,600	52,900	115,500	150,000	111,800	73,300	129,800	1,381,200

Place: [BROWN] BROWN MIDDLE SCHOOL 056

7820 Helen of Troy

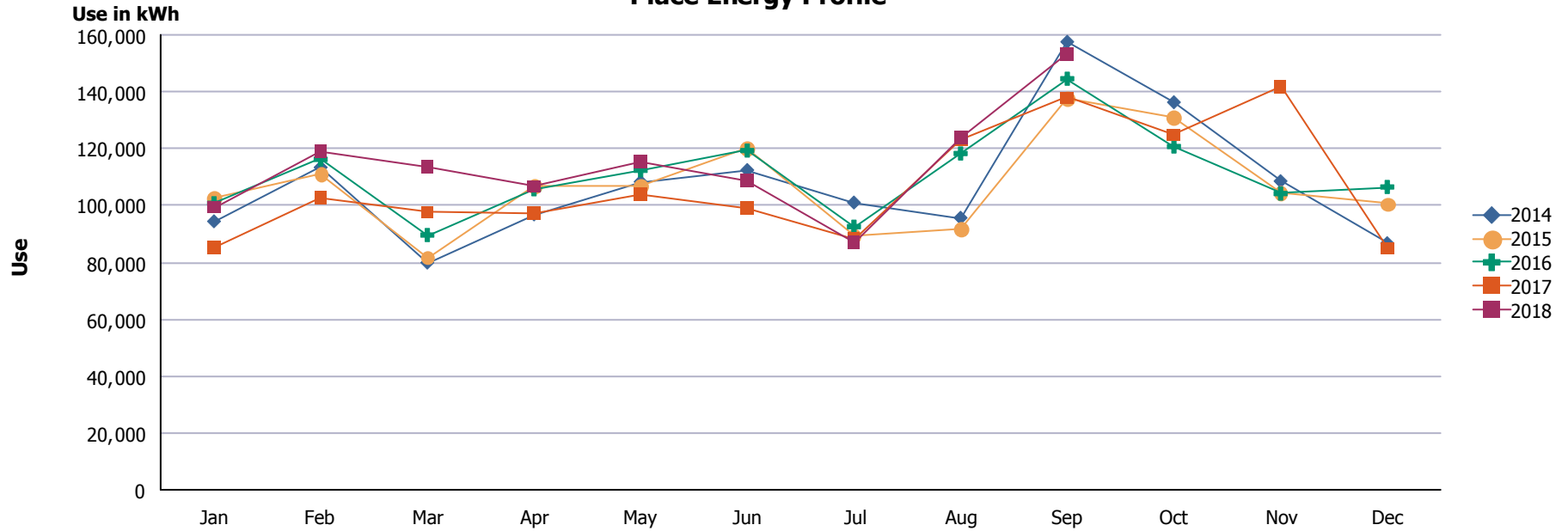
Place Energy Profile



Year	Jan	Feb	Mar	Apr	May	Jun	Jul	Aug	Sep	Oct	Nov	Dec	Totals
2014	72,200	105,600	73,800	113,000	101,200	118,400	65,600	100,000	131,000	122,000	90,200	74,800	1,167,800
2015	81,200	112,400	82,800	110,400	109,000	102,600	84,800	97,800	135,200	123,400	88,800	74,400	1,202,800
2016	84,600	99,800	86,600	99,600	102,600	100,000	78,600	106,400	152,200	128,800	95,800	98,600	1,233,600
2017	75,600	100,800	101,600	106,000	115,600	108,400	67,800	89,200	142,600	141,200	120,600	85,000	1,254,400
2018	82,600	94,200	100,200	92,800	108,800	121,800	86,800	85,600	135,400	0	0	0	908,200
Totals	396,200	512,800	445,000	521,800	537,200	551,200	383,600	479,000	696,400	515,400	395,400	332,800	5,766,800

Place: [BURGES] **BURGES** **004**
 7800 EDGEMERE

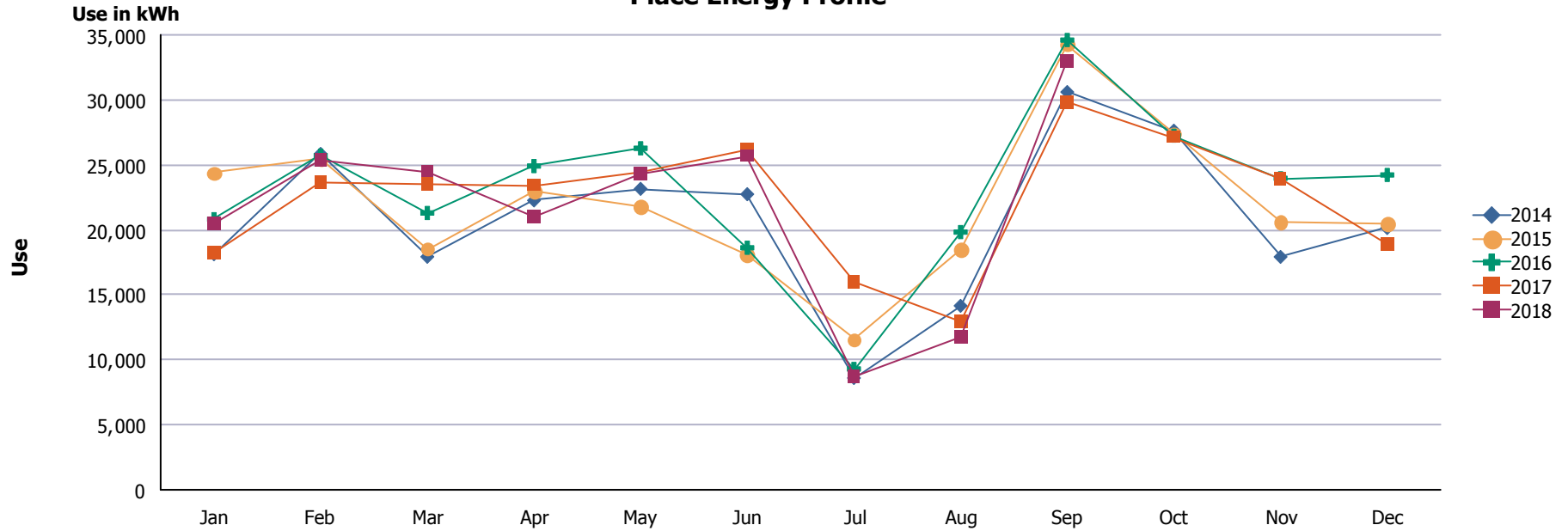
Place Energy Profile



Year	Jan	Feb	Mar	Apr	May	Jun	Jul	Aug	Sep	Oct	Nov	Dec	Totals
2014	94,458	113,419	79,934	96,867	108,367	112,494	101,064	95,687	157,588	136,338	108,579	86,771	1,291,566
2015	102,808	110,915	81,775	107,006	106,756	120,142	89,316	91,900	137,484	131,128	104,564	100,604	1,284,398
2016	100,803	116,256	89,640	105,721	112,397	119,327	92,564	118,313	144,611	120,776	104,216	106,530	1,331,154
2017	85,215	102,608	97,574	97,247	103,774	98,822	87,969	123,024	138,016	124,725	141,834	84,836	1,285,644
2018	99,289	119,126	113,550	106,597	115,199	108,679	86,866	123,813	153,386	0	0	0	1,026,505
Totals	482,573	562,324	462,473	513,438	546,493	559,464	457,779	552,737	731,085	512,967	459,193	378,741	6,219,267

Place: [BURLESON] BURLESON 107
 4400 BLANCO

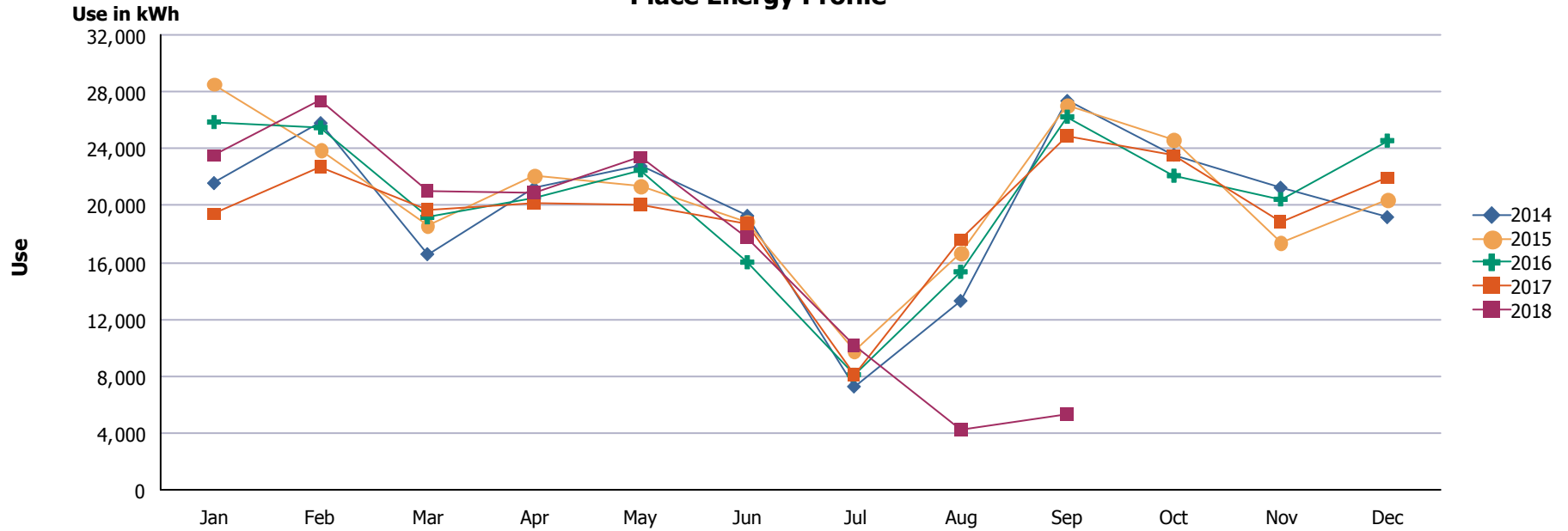
Place Energy Profile



Year	Jan	Feb	Mar	Apr	May	Jun	Jul	Aug	Sep	Oct	Nov	Dec	Totals
2014	18,127	25,845	17,935	22,271	23,160	22,746	8,608	14,161	30,609	27,636	17,925	20,145	249,168
2015	24,382	25,437	18,553	23,001	21,829	18,062	11,560	18,463	34,272	27,408	20,640	20,496	264,103
2016	20,824	25,725	21,303	24,912	26,281	18,628	9,300	19,833	34,609	27,251	23,971	24,231	276,868
2017	18,206	23,661	23,493	23,441	24,372	26,190	15,975	12,951	29,806	27,135	23,937	18,854	268,021
2018	20,490	25,395	24,495	20,957	24,330	25,683	8,732	11,720	32,991	0	0	0	194,793
Totals	102,029	126,063	105,779	114,582	119,972	111,309	54,175	77,128	162,287	109,430	86,473	83,726	1,252,953

Place: [BURNET] BURNET 108
 3700 THOMASON

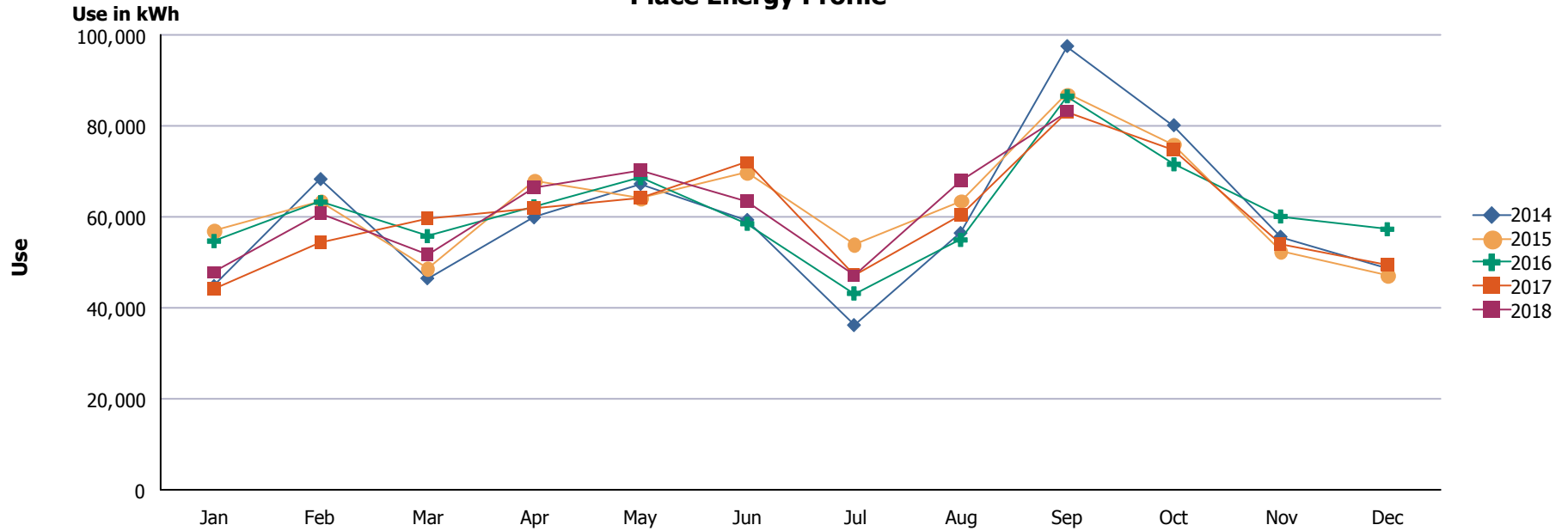
Place Energy Profile



Year	Jan	Feb	Mar	Apr	May	Jun	Jul	Aug	Sep	Oct	Nov	Dec	Totals
2014	21,577	25,796	16,579	21,210	22,764	19,276	7,268	13,292	27,359	23,576	21,256	19,185	239,138
2015	28,558	23,935	18,594	22,097	21,334	18,883	9,750	16,648	27,055	24,677	17,398	20,449	249,378
2016	25,874	25,485	19,169	20,573	22,481	16,014	8,098	15,335	26,247	22,102	20,436	24,567	246,381
2017	19,398	22,706	19,644	20,127	20,057	18,717	8,067	17,579	24,891	23,501	18,811	21,936	235,434
2018	23,502	27,353	21,039	20,924	23,377	17,779	10,128	4,201	5,334	0	0	0	153,637
Totals	118,909	125,275	95,025	104,931	110,013	90,669	43,311	67,055	110,886	93,856	77,901	86,137	1,123,968

Place: [CANYON HILLS] CANYON HILLS 043
 8930 ECLIPSE

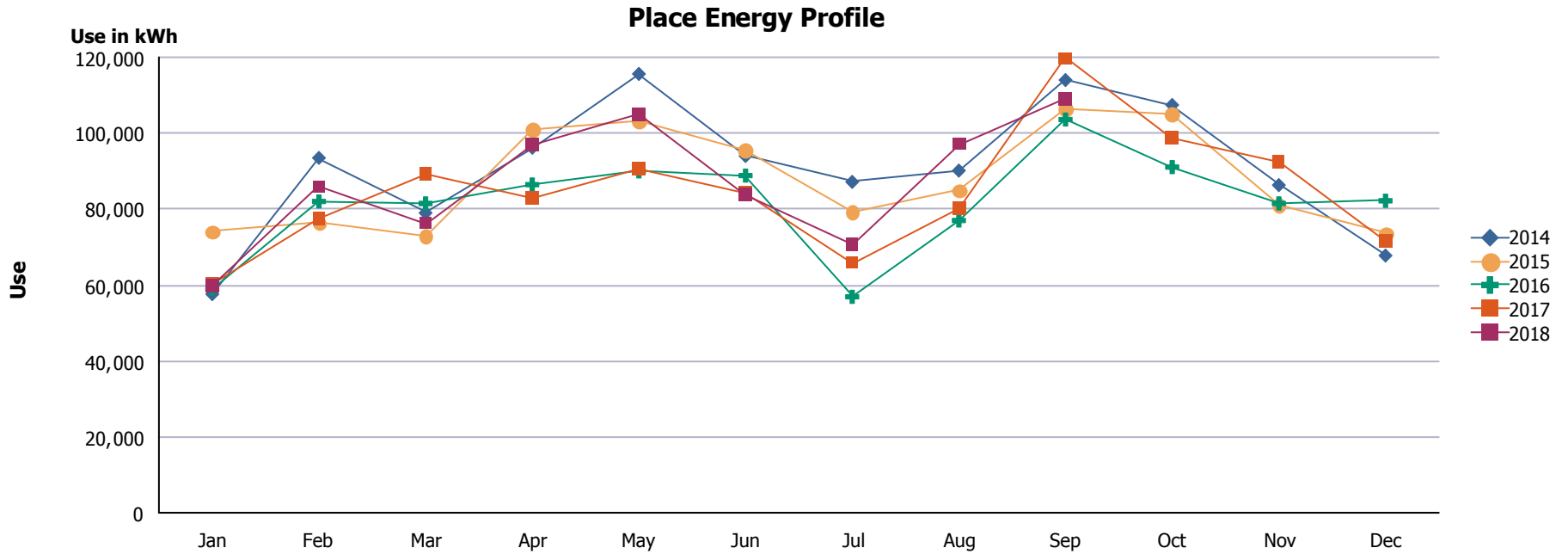
Place Energy Profile



Year	Jan	Feb	Mar	Apr	May	Jun	Jul	Aug	Sep	Oct	Nov	Dec	Totals
2014	44,810	68,320	46,510	59,890	67,260	59,350	36,220	56,460	97,550	80,160	55,640	48,560	720,730
2015	57,050	63,360	48,670	68,050	64,170	69,900	54,080	63,560	86,990	75,990	52,570	47,110	751,500
2016	54,690	63,230	55,790	62,320	68,530	58,500	43,180	54,930	86,530	71,560	60,100	57,290	736,650
2017	44,170	54,450	59,500	61,870	64,130	71,900	47,060	60,280	83,090	74,600	54,030	49,420	724,500
2018	47,760	60,820	51,790	66,430	70,210	63,450	47,030	67,920	83,180	0	0	0	558,590
Totals	248,480	310,180	262,260	318,560	334,300	323,100	227,570	303,150	437,340	302,310	222,340	202,380	3,491,970

Place: [CAREER] CAREER AND TECHNOLOGY

1170 Walnut Ave

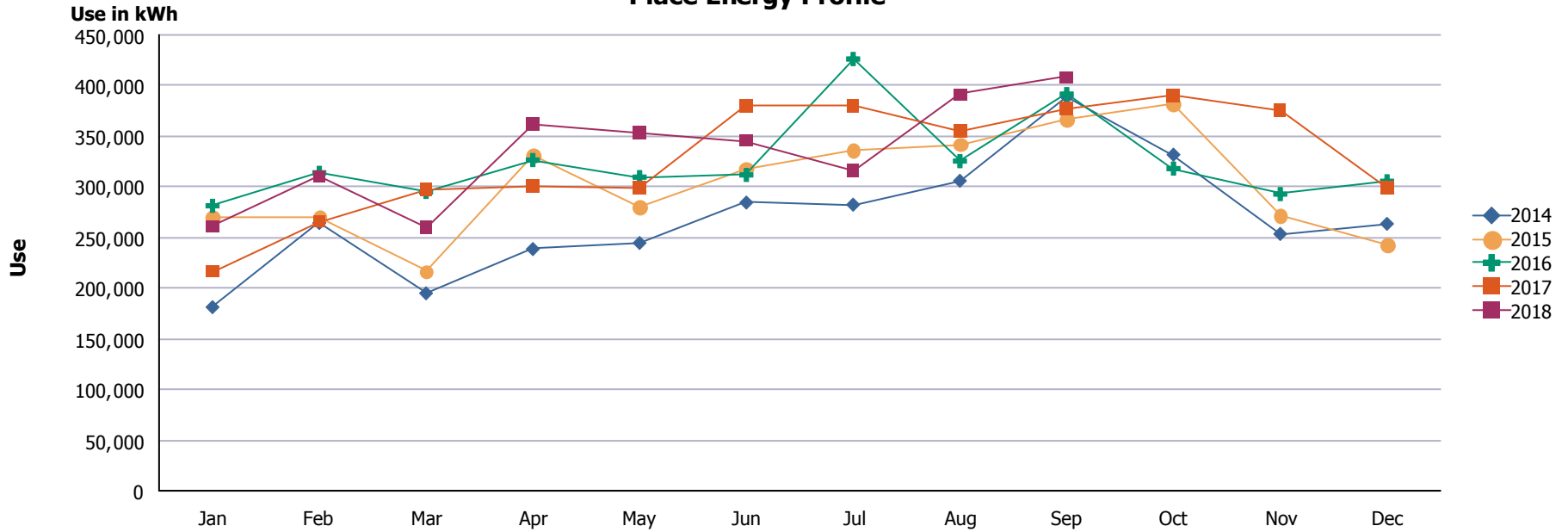


Year	Jan	Feb	Mar	Apr	May	Jun	Jul	Aug	Sep	Oct	Nov	Dec	Totals
2014	57,621	93,512	79,024	96,177	115,637	94,013	87,190	90,158	114,025	107,452	86,340	67,773	1,088,922
2015	74,081	76,332	72,983	101,137	103,264	95,673	79,390	84,938	106,286	105,132	81,160	73,633	1,054,009
2016	59,000	82,032	81,504	86,476	89,947	88,853	56,910	77,018	103,626	91,081	81,513	82,213	980,173
2017	60,381	77,372	89,264	82,896	90,487	84,133	65,850	80,101	119,785	98,832	92,400	71,633	1,013,134
2018	59,621	85,855	76,244	96,897	105,127	83,653	70,770	97,098	109,265	0	0	0	784,530
Totals	310,704	415,103	399,019	463,583	504,462	446,325	360,110	429,313	552,987	402,497	341,413	295,252	4,920,767

Place: [CHAPIN] CHAPIN 012

7000 DYER ST

Place Energy Profile



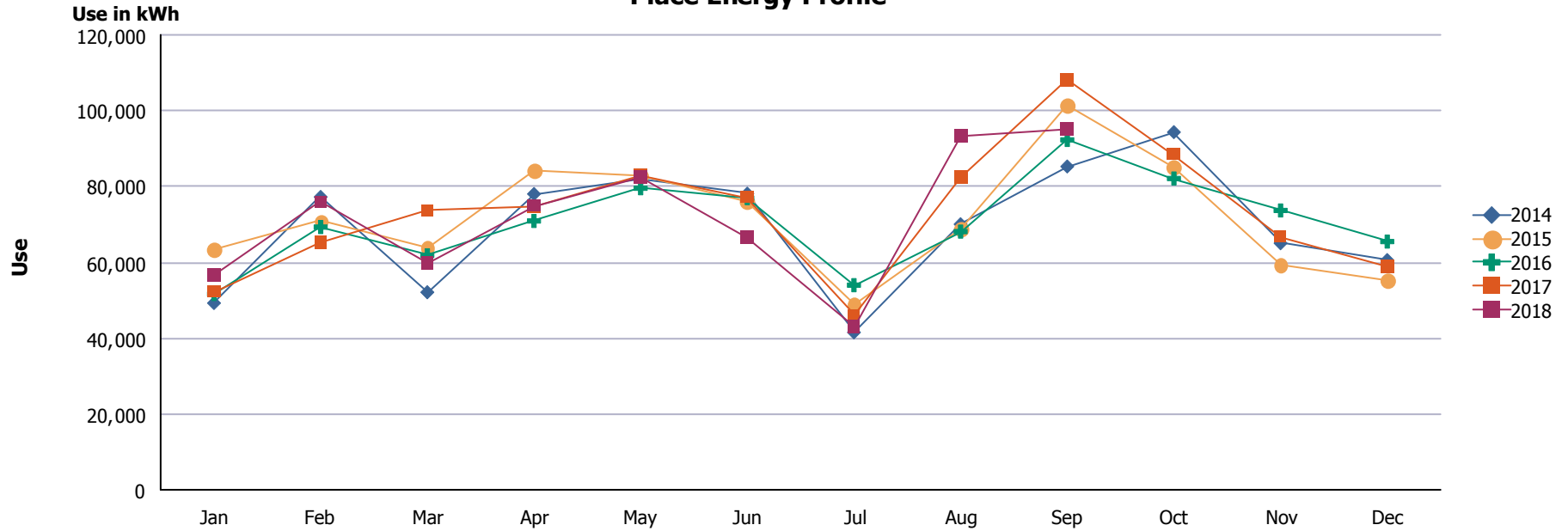
Year	Jan	Feb	Mar	Apr	May	Jun	Jul	Aug	Sep	Oct	Nov	Dec	Totals
2014	181,312	264,471	194,990	238,675	244,680	284,577	282,480	306,075	388,924	331,829	253,632	263,561	3,235,206
2015	269,637	270,784	216,598	331,261	280,377	318,178	336,031	342,029	366,587	381,662	271,654	242,550	3,627,348
2016	281,400	313,950	295,050	326,550	309,750	311,850	426,300	325,500	391,650	318,150	292,950	305,550	3,898,650
2017	216,300	265,650	297,150	300,300	299,250	380,100	380,100	354,900	376,950	390,919	375,081	298,431	3,935,131
2018	260,808	310,025	259,412	361,232	352,830	345,482	316,085	391,612	408,512	0	0	0	3,005,998
Totals	1,209,457	1,424,880	1,263,200	1,558,018	1,486,887	1,640,187	1,740,996	1,720,116	1,932,623	1,422,560	1,193,317	1,110,092	17,702,333

Place: [CHARLES] H.E. CHARLES

045

4909 TROJAN

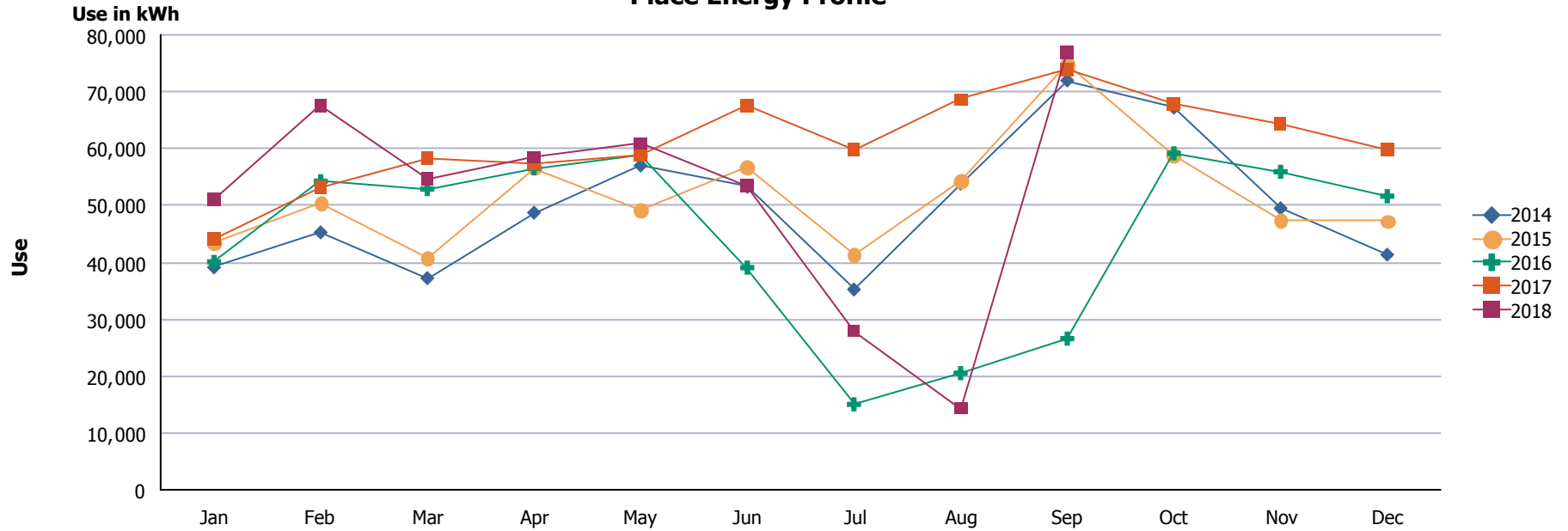
Place Energy Profile



Year	Jan	Feb	Mar	Apr	May	Jun	Jul	Aug	Sep	Oct	Nov	Dec	Totals
2014	49,275	77,263	52,120	78,062	81,890	78,145	41,528	70,069	85,311	94,365	65,047	60,608	833,683
2015	63,411	70,935	63,823	84,116	82,810	76,064	48,974	68,913	101,311	85,235	59,376	55,320	860,288
2016	51,658	69,330	61,883	70,938	79,570	76,965	53,995	68,127	92,320	82,135	73,713	65,496	846,130
2017	52,247	65,326	73,637	74,869	82,760	77,195	45,970	82,380	108,144	88,494	66,796	58,824	876,642
2018	56,498	75,852	59,622	74,947	82,550	66,449	42,945	93,404	95,157	0	0	0	647,424
Totals	273,089	358,706	311,085	382,932	409,580	374,818	233,412	382,893	482,243	350,229	264,932	240,248	4,064,167

Place: [CIELO VI] CIELO VISTA 151
 9000 BASIL

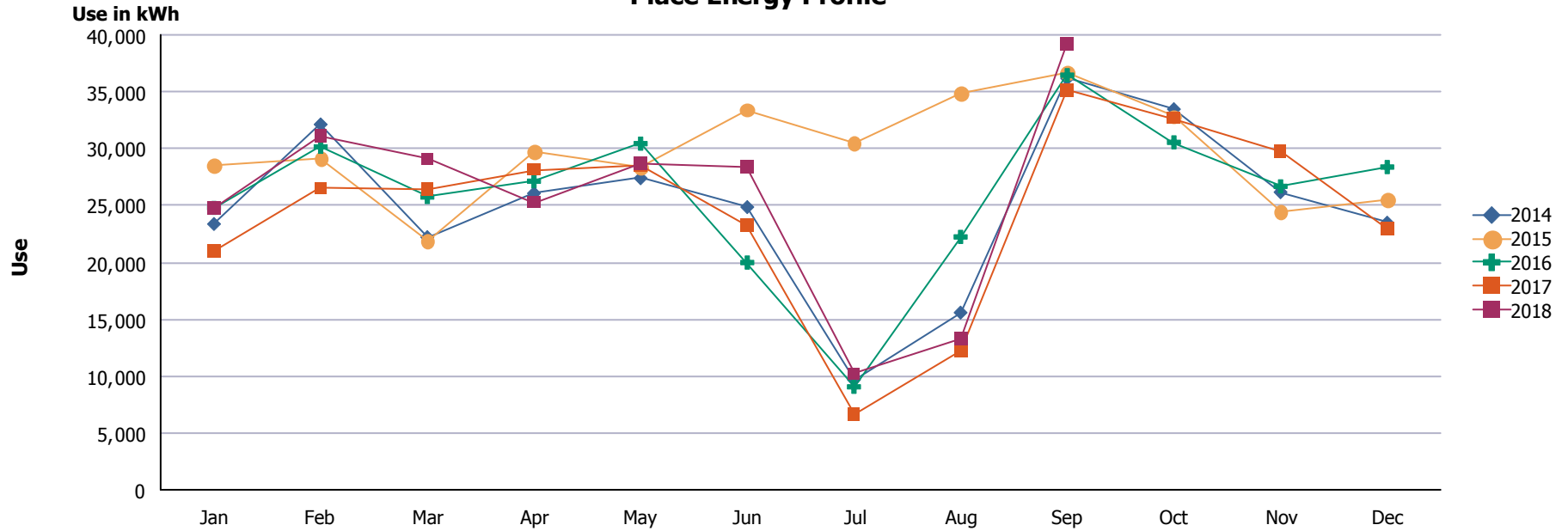
Place Energy Profile



Year	Jan	Feb	Mar	Apr	May	Jun	Jul	Aug	Sep	Oct	Nov	Dec	Totals
2014	39,120	45,280	37,240	48,740	57,040	53,300	35,240	53,860	72,000	67,220	49,520	41,360	599,920
2015	43,420	50,420	40,660	56,580	49,240	56,820	41,400	54,260	74,880	58,940	47,320	47,260	621,200
2016	40,100	54,280	52,900	56,580	58,760	39,080	15,040	20,520	26,600	59,180	55,940	51,640	530,620
2017	44,160	53,140	58,220	57,340	58,860	67,540	59,880	68,720	74,060	67,840	64,300	59,800	733,860
2018	50,960	67,720	54,680	58,440	60,860	53,520	27,920	14,320	76,920	0	0	0	465,340
Totals	217,760	270,840	243,700	277,680	284,760	270,260	179,480	211,680	324,460	253,180	217,080	200,060	2,950,940

Place: [CLARDY] CLARDY 109
 5508 DELTA

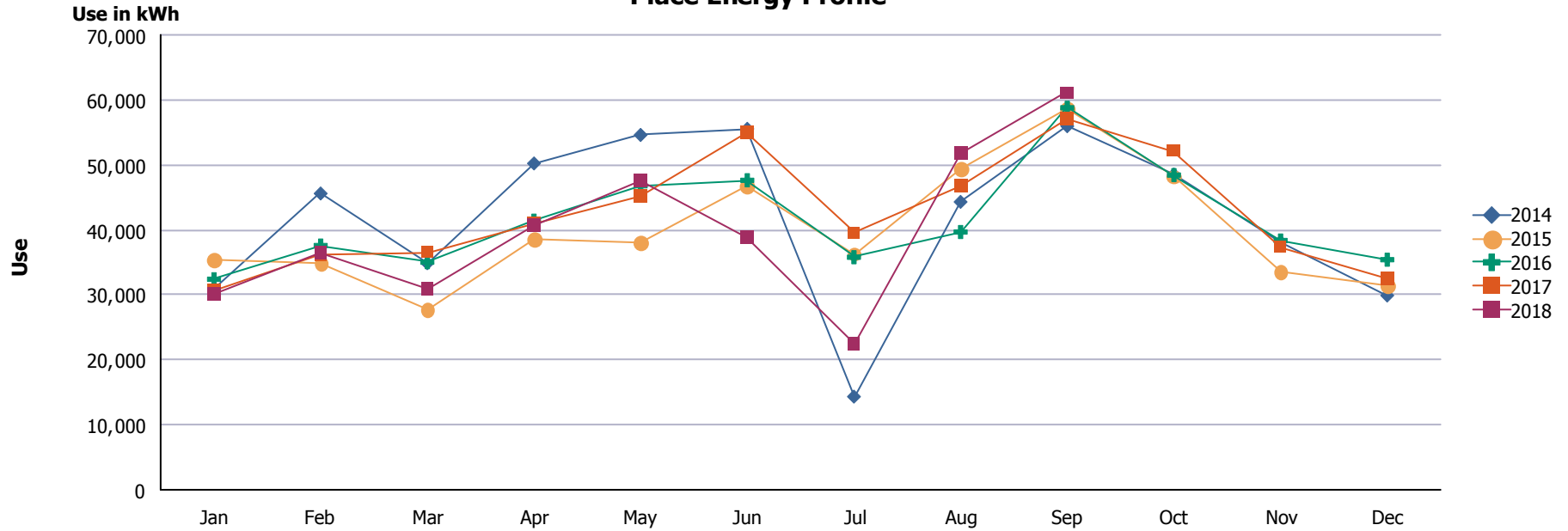
Place Energy Profile



Year	Jan	Feb	Mar	Apr	May	Jun	Jul	Aug	Sep	Oct	Nov	Dec	Totals
2014	23,378	32,132	22,215	26,073	27,400	24,862	9,673	15,586	36,175	33,472	26,177	23,488	300,631
2015	28,571	29,138	21,927	29,710	28,404	33,433	30,513	34,849	36,660	32,834	24,483	25,543	356,065
2016	24,796	30,163	25,751	27,140	30,441	19,987	9,059	22,243	36,459	30,561	26,688	28,385	311,673
2017	20,976	26,499	26,455	28,151	28,495	23,215	6,598	12,172	35,219	32,675	29,733	22,966	293,154
2018	24,805	31,093	29,062	25,269	28,711	28,360	10,196	13,282	39,240	0	0	0	230,018
Totals	122,526	149,025	125,410	136,343	143,451	129,857	66,039	98,132	183,753	129,542	107,081	100,382	1,491,541

Place: [CLENDENIN] CLENDENIN 149
 4201 ELM

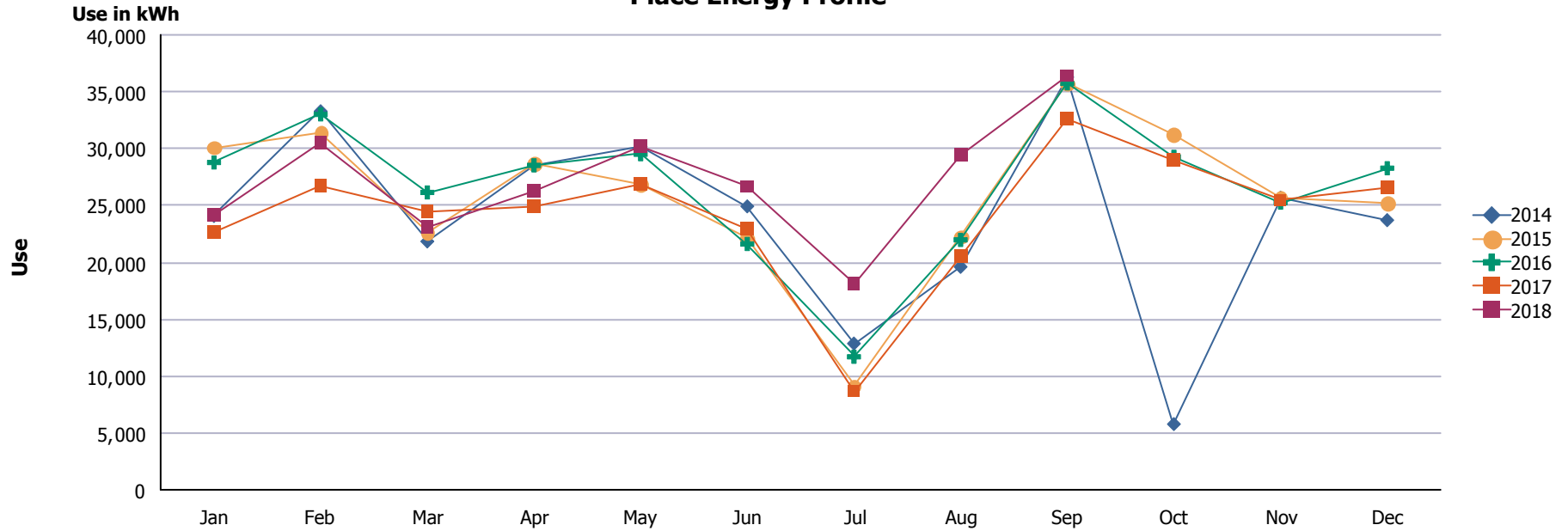
Place Energy Profile



Year	Jan	Feb	Mar	Apr	May	Jun	Jul	Aug	Sep	Oct	Nov	Dec	Totals
2014	30,900	45,600	34,874	50,229	54,609	55,547	14,346	44,313	55,954	48,516	38,156	29,906	502,950
2015	35,309	34,906	27,652	38,491	37,981	46,699	36,310	49,351	58,678	48,220	33,472	31,355	478,424
2016	32,416	37,598	35,039	41,417	46,798	47,639	35,796	39,672	58,793	48,442	38,364	35,413	497,387
2017	30,584	36,243	36,567	41,037	45,262	54,995	39,521	46,851	57,052	52,145	37,359	32,410	510,026
2018	30,068	36,418	30,934	40,774	47,640	38,793	22,535	51,756	61,167	0	0	0	360,085
Totals	159,277	190,765	165,066	211,948	232,290	243,673	148,508	231,943	291,644	197,323	147,351	129,084	2,348,872

Place: [COLDWELL] COLDWELL 110
 4101 ALTURA

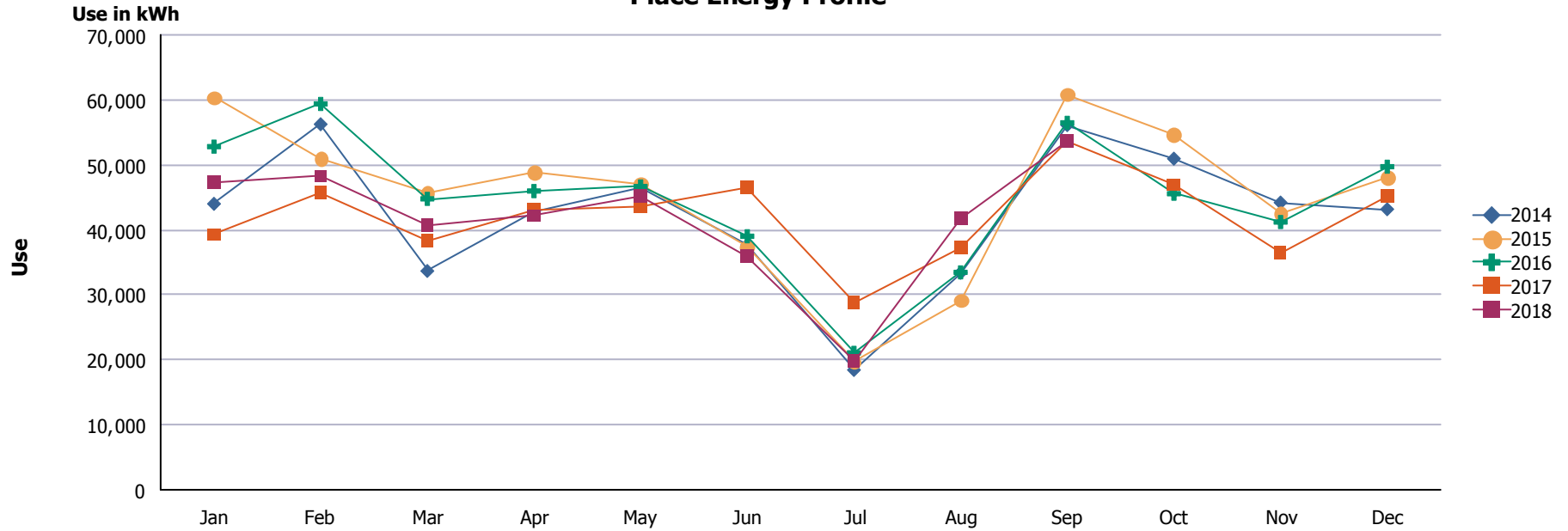
Place Energy Profile



Year	Jan	Feb	Mar	Apr	May	Jun	Jul	Aug	Sep	Oct	Nov	Dec	Totals
2014	24,082	33,292	21,846	28,586	30,191	24,929	12,864	19,609	36,293	5,784	25,703	23,713	286,892
2015	30,106	31,353	22,671	28,649	26,843	22,121	9,141	22,272	35,720	31,296	25,698	25,204	311,074
2016	28,785	33,010	26,153	28,534	29,514	21,620	11,703	21,979	35,739	29,283	25,255	28,283	319,858
2017	22,672	26,716	24,438	24,899	26,831	22,967	8,670	20,500	32,568	28,934	25,438	26,590	291,223
2018	24,176	30,528	23,149	26,294	30,197	26,649	18,106	29,425	36,450	0	0	0	244,974
Totals	129,821	154,899	118,257	136,962	143,576	118,286	60,484	113,785	176,770	95,297	102,094	103,790	1,454,021

Place: [COLLINS] COLLINS 142
 4860 TROPICANA

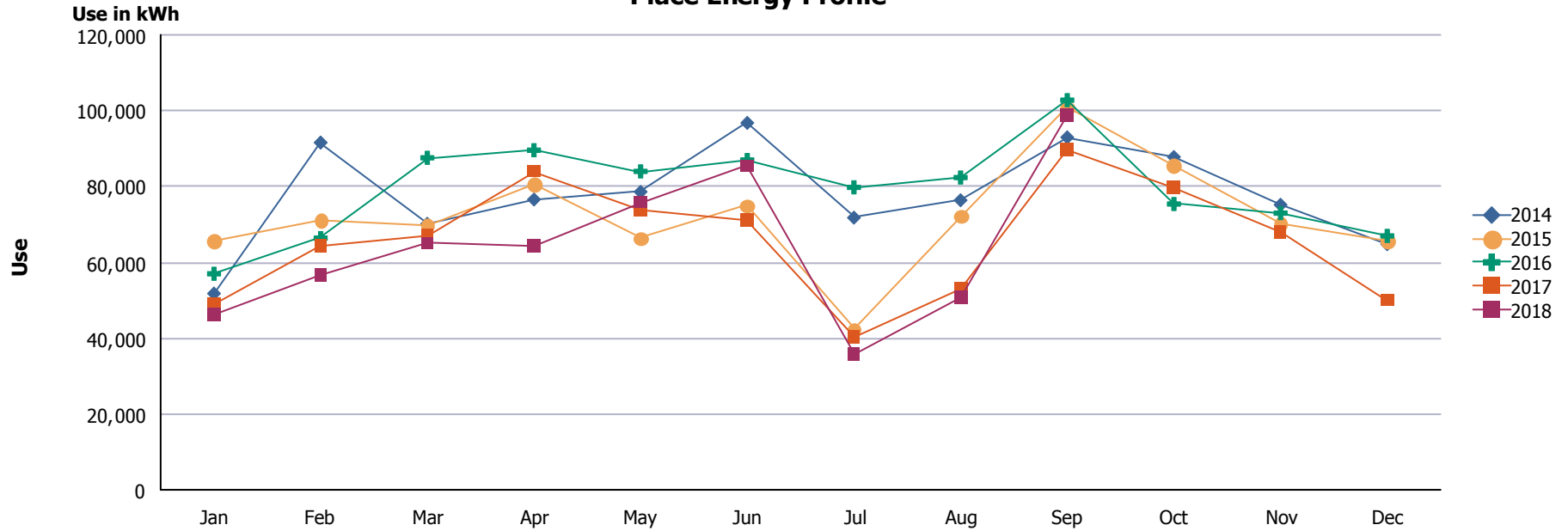
Place Energy Profile



Year	Jan	Feb	Mar	Apr	May	Jun	Jul	Aug	Sep	Oct	Nov	Dec	Totals
2014	44,009	56,259	33,681	42,689	46,368	37,681	18,446	33,403	56,115	50,958	44,215	43,180	507,004
2015	60,389	50,967	45,757	48,784	47,145	37,385	19,712	29,161	60,869	54,716	42,624	48,018	545,527
2016	52,822	59,385	44,775	45,975	46,683	39,024	21,079	33,473	56,486	45,573	41,210	49,732	536,217
2017	39,253	45,732	38,308	43,031	43,525	46,583	28,874	37,160	53,535	46,927	36,436	45,260	504,624
2018	47,277	48,220	40,657	42,171	45,108	35,890	19,742	41,756	53,565	0	0	0	374,386
Totals	243,750	260,563	203,178	222,650	228,829	196,563	107,853	174,953	280,570	198,174	164,485	186,190	2,467,758

Place: [COOLEY] COOLEY 111
 107 N COLLINGSWORTH

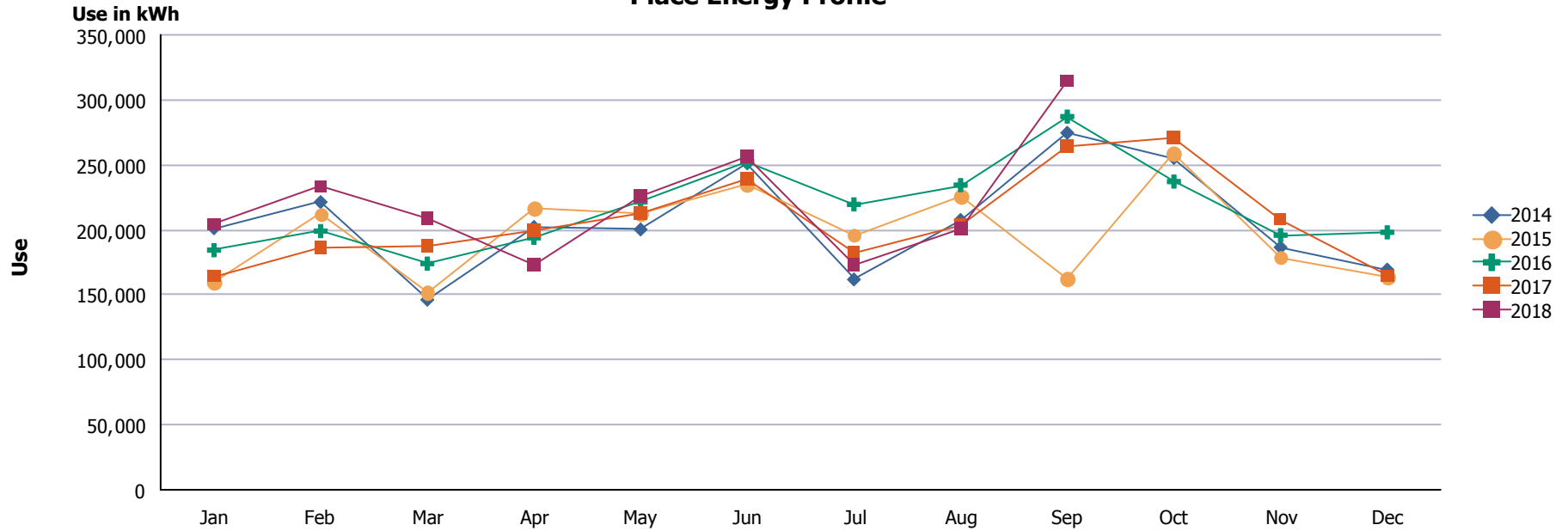
Place Energy Profile



Year	Jan	Feb	Mar	Apr	May	Jun	Jul	Aug	Sep	Oct	Nov	Dec	Totals
2014	51,800	91,600	70,200	76,600	78,600	96,800	71,800	76,400	93,000	87,800	75,200	64,800	934,600
2015	65,600	71,200	69,800	80,600	66,400	75,000	42,400	72,200	100,800	85,600	70,200	65,800	865,600
2016	57,000	66,400	87,600	89,600	84,000	87,000	79,800	82,400	102,800	75,400	73,000	67,000	952,000
2017	49,000	64,200	67,000	84,000	73,800	71,200	40,400	53,000	89,800	79,800	68,000	50,000	790,200
2018	46,200	56,600	65,000	64,400	75,800	85,400	35,800	50,800	98,800	0	0	0	578,800
Totals	269,600	350,000	359,600	395,200	378,600	415,400	270,200	334,800	485,200	328,600	286,400	247,600	4,121,200

Place: [CORONADO] CORONADO 005
 100 CHAMPIONS PLACE

Place Energy Profile



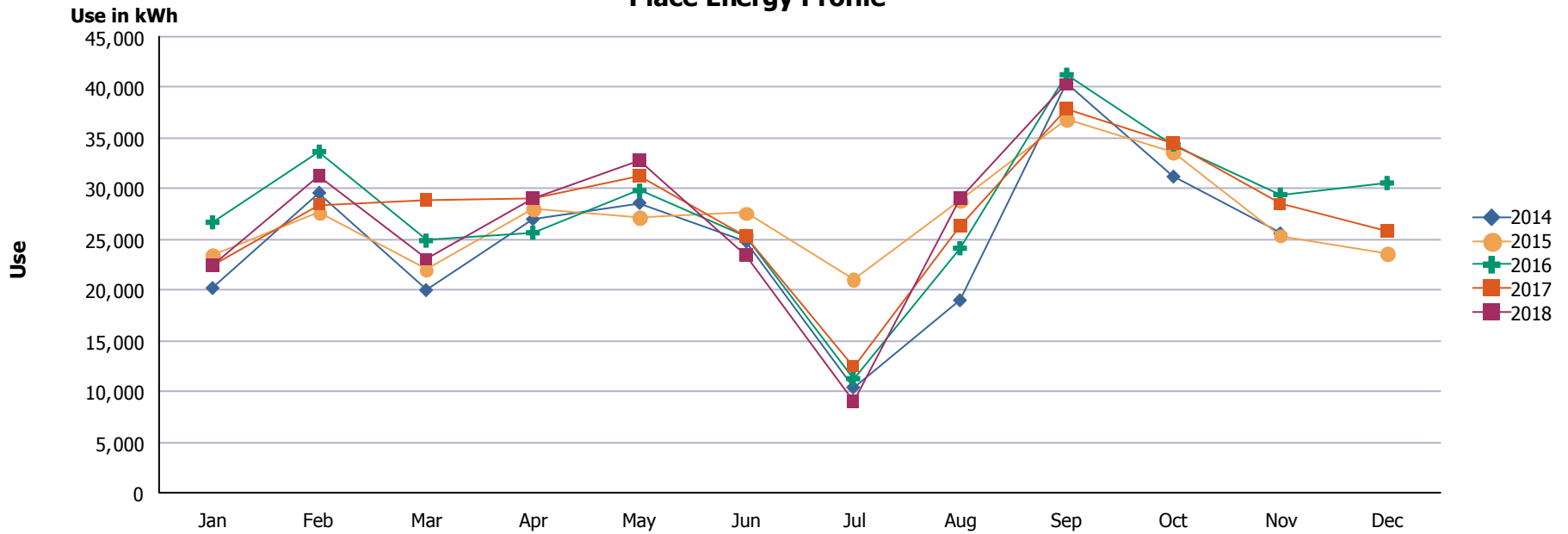
Year	Jan	Feb	Mar	Apr	May	Jun	Jul	Aug	Sep	Oct	Nov	Dec	Totals
2014	201,296	221,422	146,281	202,207	200,344	251,265	161,887	207,667	274,698	255,351	186,593	169,498	2,478,509
2015	159,511	212,057	152,297	216,902	212,496	235,572	196,035	226,056	162,333	259,259	178,950	164,168	2,375,636
2016	184,401	199,081	174,075	193,938	221,539	252,682	219,657	234,441	287,222	237,189	195,980	198,114	2,598,319
2017	164,336	186,191	187,487	199,272	213,067	238,685	182,042	203,692	263,831	270,514	207,854	164,607	2,481,578
2018	204,191	233,211	208,727	172,627	226,109	256,431	172,938	201,182	314,950	0	0	0	1,990,366
Totals	913,735	1,051,962	868,867	984,946	1,073,555	1,234,635	932,559	1,073,038	1,303,034	1,022,313	769,377	696,387	11,924,408

Place: [CROCKETT_1] CROCKETT

112

3200 WHEELING

Place Energy Profile



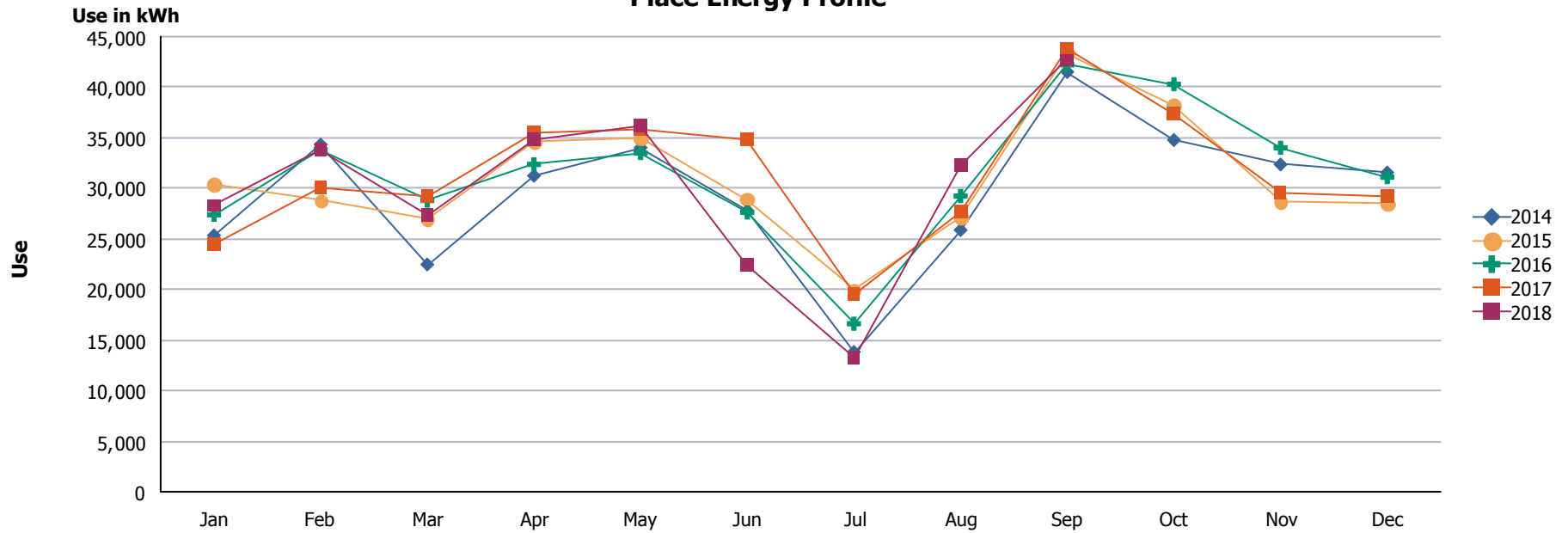
Year	Jan	Feb	Mar	Apr	May	Jun	Jul	Aug	Sep	Oct	Nov	Dec	Totals
2014	20,200	29,600	20,000	27,000	28,600	24,800	10,400	19,000	40,400	31,200	25,600	0	276,800
2015	23,400	27,600	22,000	28,000	27,200	27,600	21,000	28,800	36,800	33,600	25,386	23,635	325,021
2016	26,687	33,662	24,882	25,652	29,811	25,348	11,259	24,129	41,258	34,370	29,418	30,565	337,041
2017	22,480	28,438	28,922	29,114	31,215	25,344	12,478	26,336	37,818	34,471	28,463	25,797	330,876
2018	22,458	31,195	23,015	29,041	32,762	23,404	9,019	29,081	40,342	0	0	0	240,317
Totals	115,225	150,495	118,819	138,807	149,588	126,496	64,156	127,346	196,618	133,641	108,867	79,997	1,510,055

Place: [CROSBY] CROSBY

113

5411 WREN

Place Energy Profile

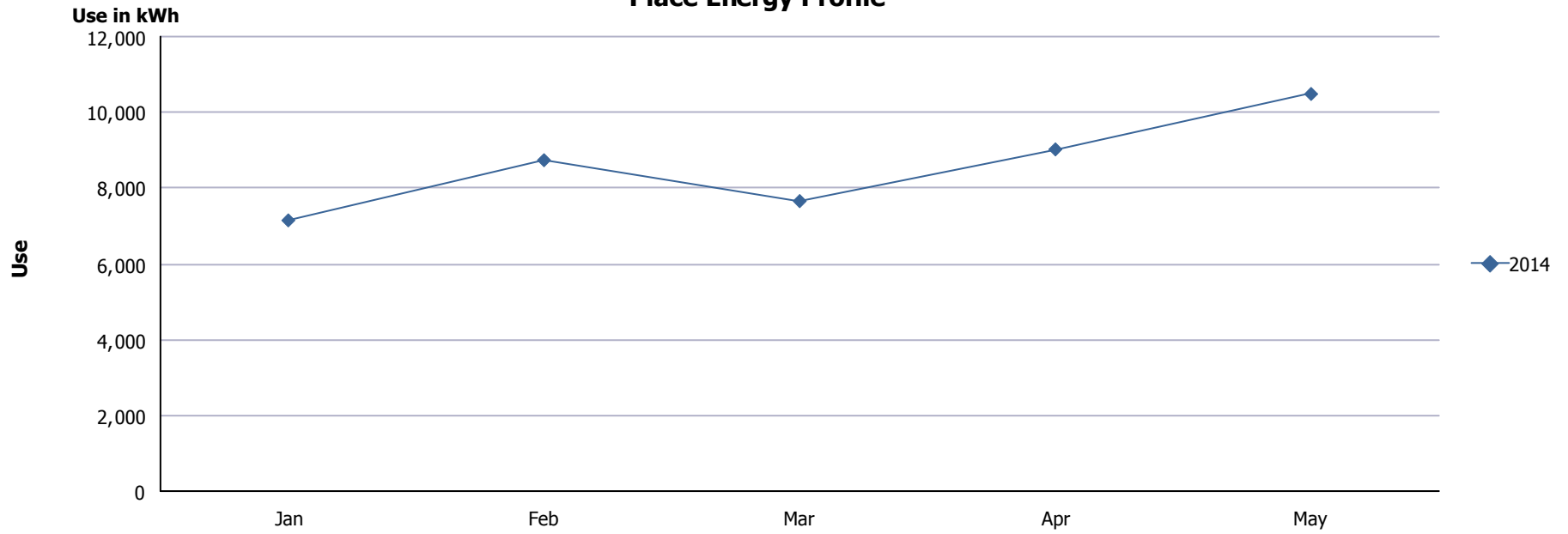


Year	Jan	Feb	Mar	Apr	May	Jun	Jul	Aug	Sep	Oct	Nov	Dec	Totals
2014	25,358	34,327	22,481	31,251	34,027	27,809	13,831	25,884	41,518	34,785	32,363	31,566	355,200
2015	30,395	28,794	27,033	34,691	35,038	28,944	19,958	27,173	43,388	38,260	28,698	28,461	370,833
2016	27,396	33,848	28,803	32,372	33,501	27,624	16,625	29,245	42,227	40,301	34,017	31,107	377,066
2017	24,462	29,998	29,162	35,538	35,877	34,842	19,578	27,734	43,760	37,338	29,533	29,216	377,038
2018	28,283	33,828	27,374	34,870	36,131	22,368	13,187	32,234	42,719	0	0	0	270,994
Totals	135,894	160,795	134,853	168,722	174,574	141,587	83,179	142,270	213,612	150,684	124,611	120,350	1,751,131

Place: [DELTA ACADEMY_1] DELTA ACADEMY 025

6400 Delta Drive

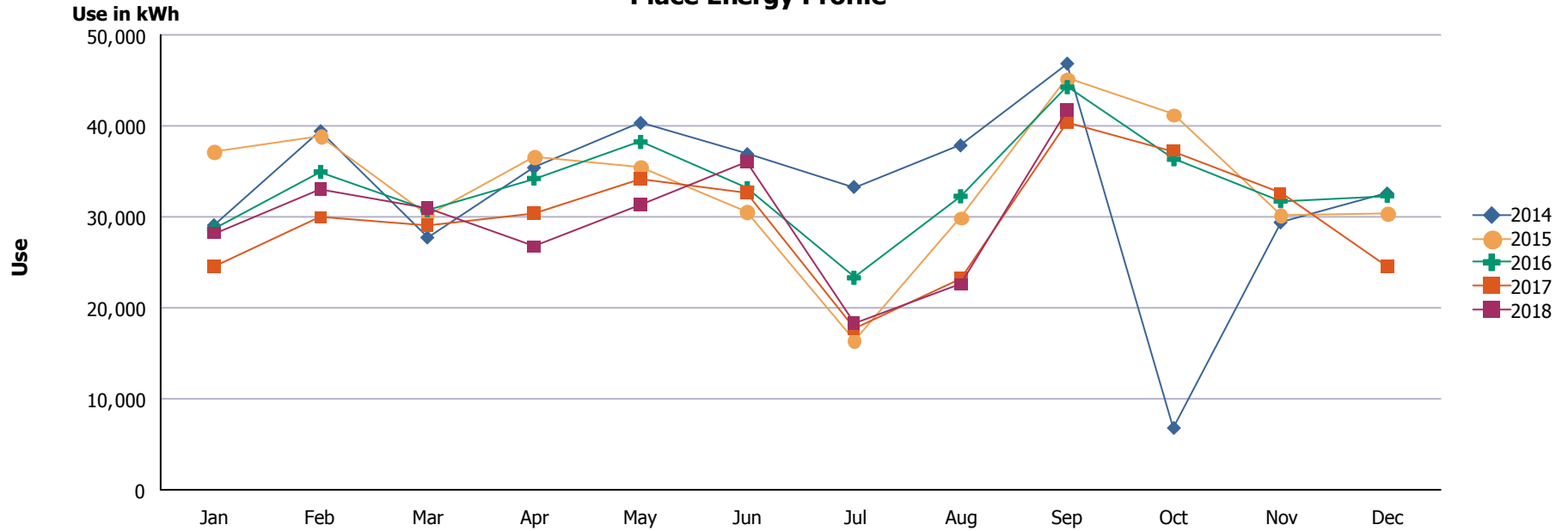
Place Energy Profile



Year	Jan	Feb	Mar	Apr	May	Totals
2014	7,149	8,738	7,658	9,024	10,486	43,055
Totals	7,149	8,738	7,658	9,024	10,486	43,055

Place: [DOUGLASS] DOUGLASS 114
 101 S. EUCALYPTUS

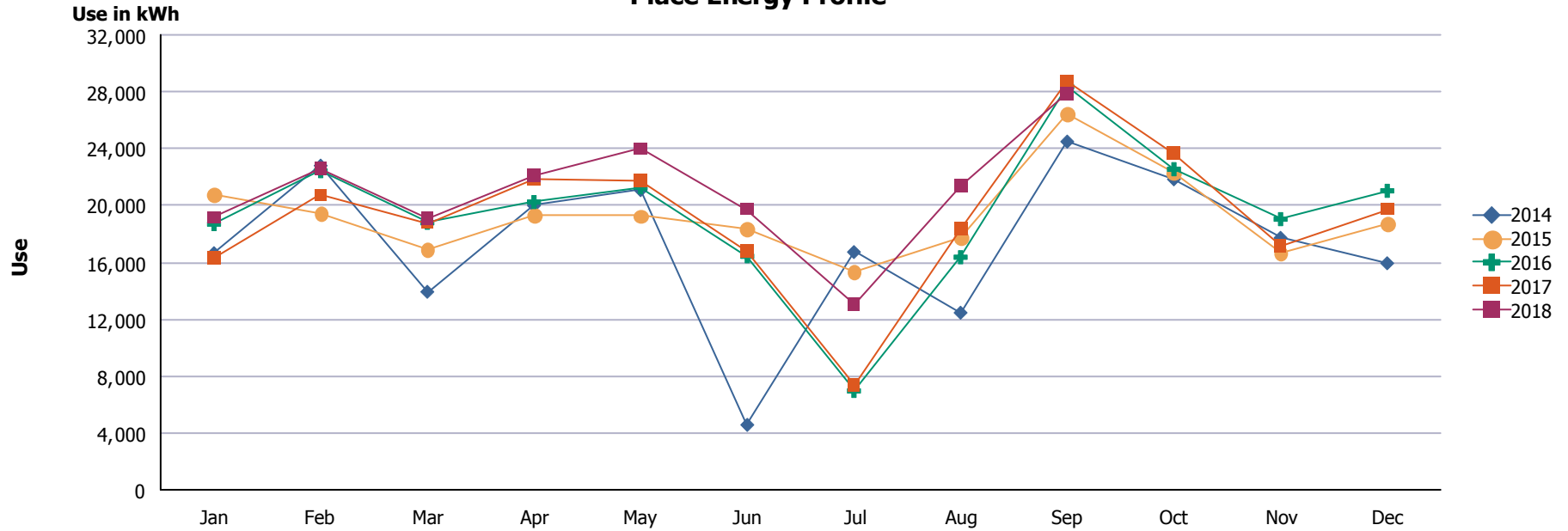
Place Energy Profile



Year	Jan	Feb	Mar	Apr	May	Jun	Jul	Aug	Sep	Oct	Nov	Dec	Totals
2014	29,081	39,420	27,737	35,412	40,323	36,894	33,290	37,857	46,847	6,805	29,396	32,569	395,631
2015	37,229	38,889	30,150	36,580	35,526	30,510	16,446	29,934	45,202	41,246	30,129	30,383	402,224
2016	28,681	34,945	30,743	34,222	38,231	33,159	23,307	32,266	44,260	36,336	31,746	32,330	400,226
2017	24,519	29,929	29,012	30,366	34,150	32,652	17,686	23,272	40,401	37,253	32,570	24,595	356,405
2018	28,188	33,038	30,929	26,700	31,343	35,974	18,249	22,566	41,705	0	0	0	268,692
Totals	147,698	176,221	148,571	163,280	179,573	169,189	108,978	145,895	218,415	121,640	123,841	119,877	1,823,178

Place: [DOWELL] DOWELL 115
 5249 BASTILLE

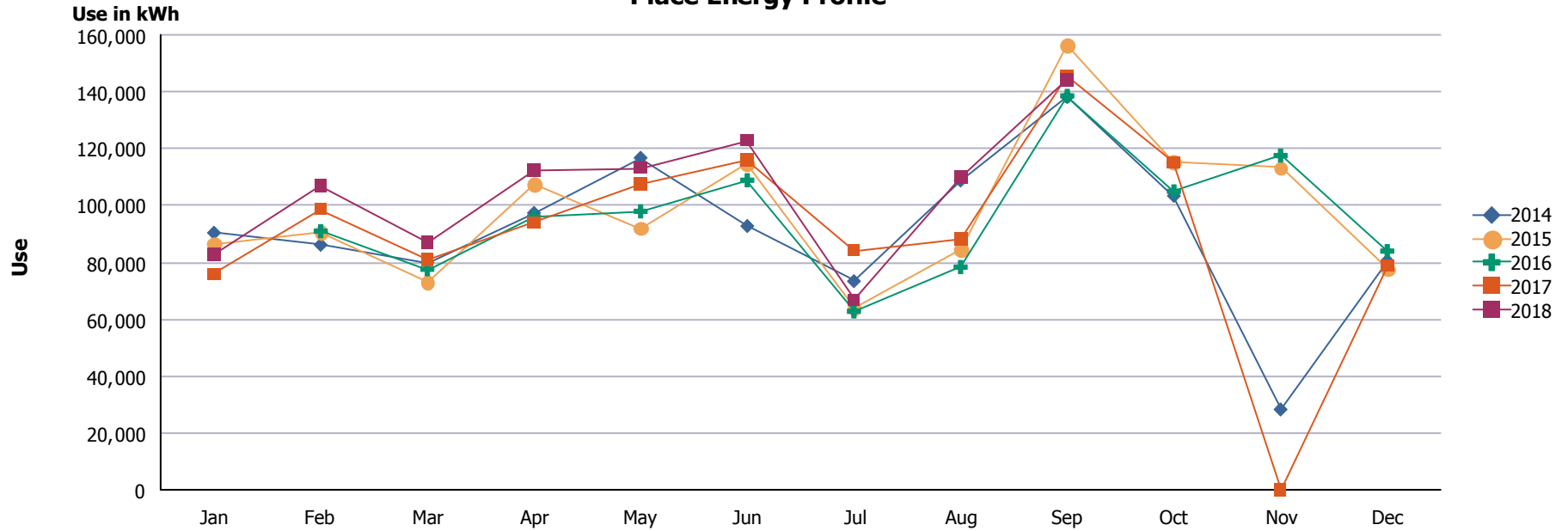
Place Energy Profile



Year	Jan	Feb	Mar	Apr	May	Jun	Jul	Aug	Sep	Oct	Nov	Dec	Totals
2014	16,647	22,809	13,932	19,993	21,084	4,572	16,726	12,462	24,497	21,847	17,729	15,941	208,239
2015	20,789	19,456	16,880	19,320	19,274	18,360	15,374	17,731	26,417	22,292	16,665	18,746	231,304
2016	18,696	22,422	18,791	20,243	21,284	16,435	6,963	16,364	28,341	22,555	19,045	21,037	232,176
2017	16,267	20,727	18,770	21,806	21,729	16,762	7,377	18,389	28,766	23,699	17,184	19,729	231,205
2018	19,154	22,599	19,089	22,104	23,982	19,739	12,999	21,380	27,930	0	0	0	188,976
Totals	91,553	108,013	87,462	103,466	107,353	75,868	59,439	86,326	135,951	90,393	70,623	75,453	1,091,900

Place: [DRHORNEDOMIDDLESCHOOL_1] DR. HORNEDO MIDDLE SCHOOL 058
 6101 HIGH RIDGE DRIVE

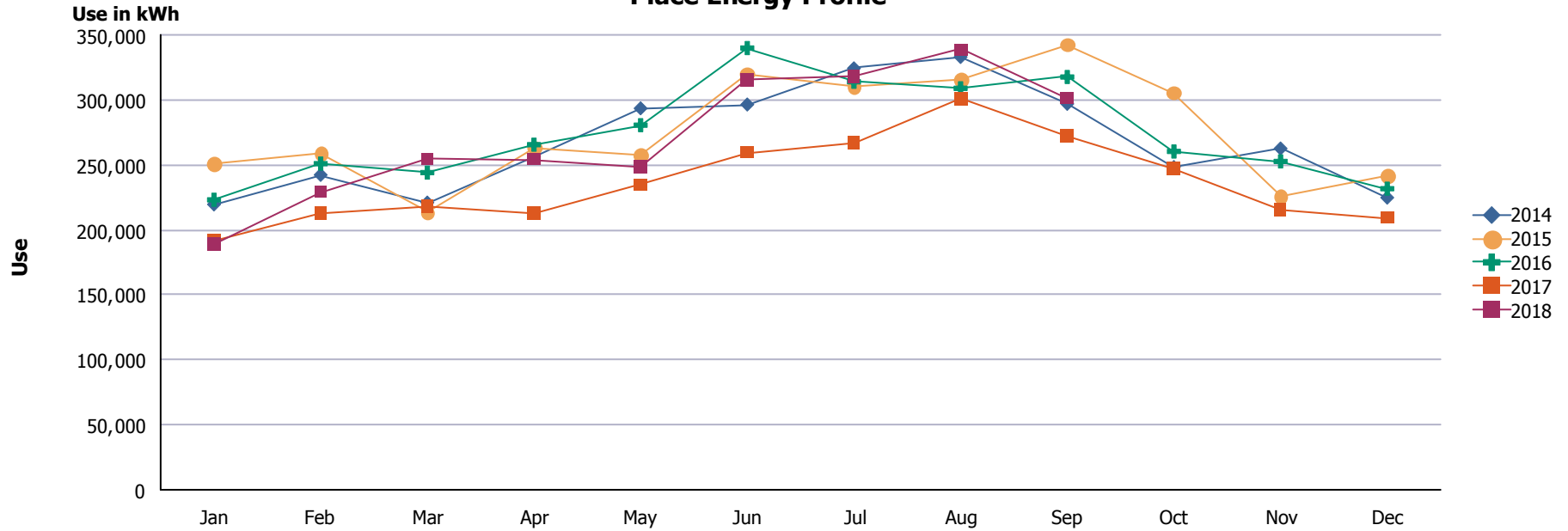
Place Energy Profile



Year	Jan	Feb	Mar	Apr	May	Jun	Jul	Aug	Sep	Oct	Nov	Dec	Totals
2014	90,400	86,200	80,000	97,400	116,800	92,800	73,400	108,800	138,200	103,400	28,290	80,595	1,096,285
2015	86,561	90,386	73,100	107,491	92,040	114,778	63,938	84,413	156,230	115,399	113,288	77,618	1,175,242
2016	0	90,988	77,587	95,917	97,962	108,900	62,785	78,363	138,572	104,991	117,576	83,970	1,057,611
2017	75,837	98,654	80,849	93,954	107,332	115,966	84,226	88,282	145,660	115,076	104	78,731	1,084,671
2018	82,632	106,889	86,997	112,154	113,176	122,846	66,789	109,870	144,345	0	0	0	945,698
Totals	335,430	473,117	398,533	506,916	527,310	555,290	351,138	469,728	723,007	438,866	259,258	320,914	5,359,507

Place: [ED CENTER] ED CENTER 919
 6531 BOEING

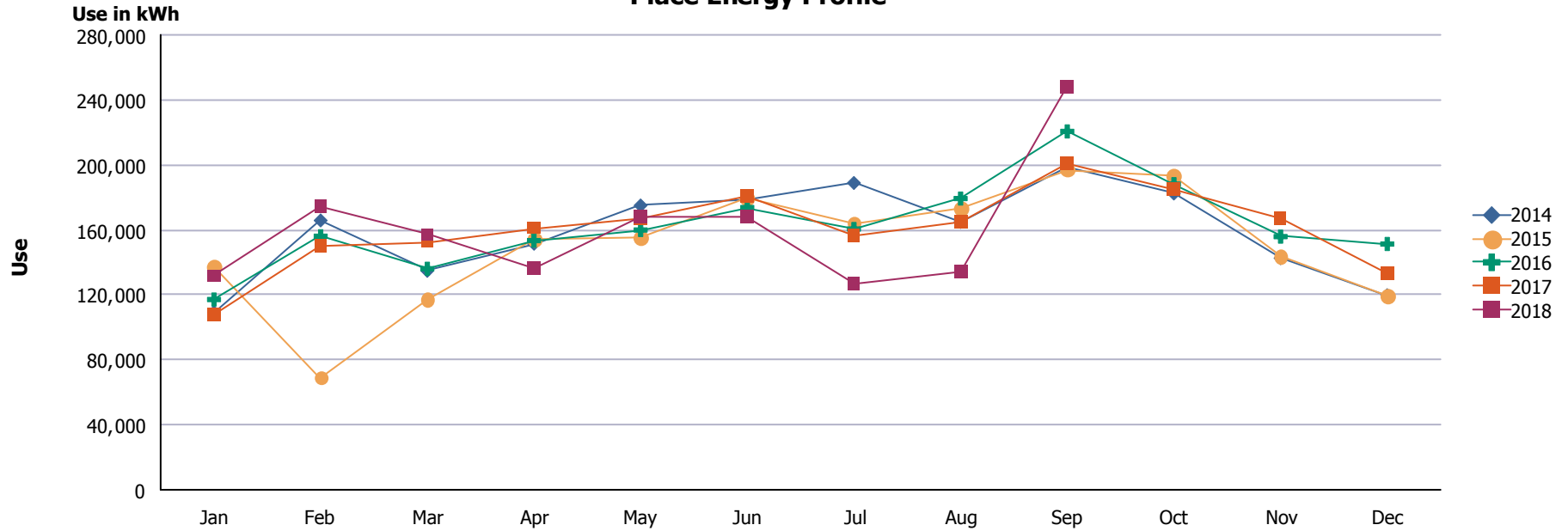
Place Energy Profile



Year	Jan	Feb	Mar	Apr	May	Jun	Jul	Aug	Sep	Oct	Nov	Dec	Totals
2014	219,634	242,319	221,051	256,467	293,545	296,504	324,302	333,060	296,965	248,349	262,637	224,854	3,219,687
2015	250,723	258,816	213,456	263,499	257,567	320,254	310,322	315,681	342,746	305,761	226,133	241,414	3,306,372
2016	223,167	250,990	244,126	265,588	280,578	339,929	313,943	308,954	317,663	260,344	252,733	231,743	3,289,758
2017	192,078	212,899	217,995	212,495	234,520	259,356	266,594	301,008	272,117	246,566	215,694	209,205	2,840,527
2018	188,798	228,988	254,444	254,070	247,967	315,936	317,874	338,842	301,790	0	0	0	2,448,709
Totals	1,074,400	1,194,012	1,151,072	1,252,119	1,314,177	1,531,979	1,533,035	1,597,545	1,531,281	1,061,020	957,197	907,216	15,105,053

Place: [EL PASO] EL PASO HIGH 006
 800 EAST SCHUSTER

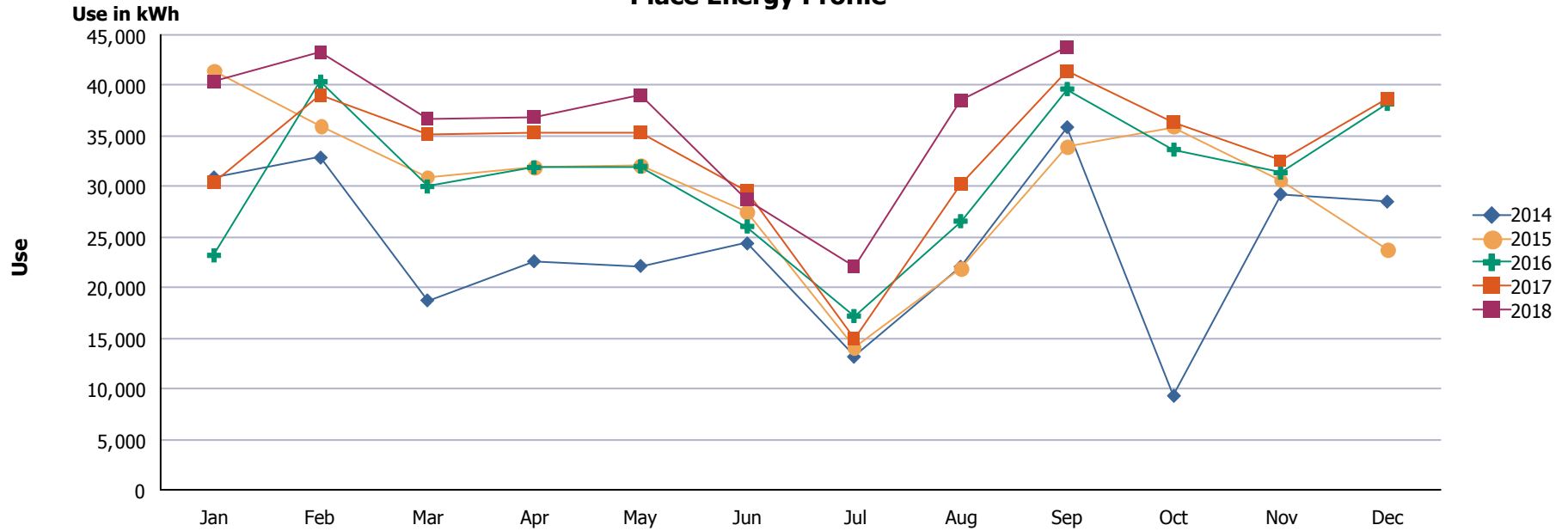
Place Energy Profile



Year	Jan	Feb	Mar	Apr	May	Jun	Jul	Aug	Sep	Oct	Nov	Dec	Totals
2014	109,306	165,824	134,830	151,501	175,022	178,277	188,905	164,921	198,290	182,393	142,603	119,760	1,911,632
2015	137,586	69,146	117,053	154,332	155,532	179,690	164,255	173,171	196,951	193,264	143,359	119,659	1,803,998
2016	117,163	156,105	136,127	153,397	159,975	173,770	160,547	179,320	220,622	188,146	155,868	151,340	1,952,380
2017	107,649	150,123	152,553	160,999	167,088	181,027	156,588	164,499	200,507	184,907	166,637	132,882	1,925,459
2018	131,570	174,041	156,946	136,052	168,334	168,299	126,581	134,111	248,091	0	0	0	1,444,025
Totals	603,274	715,239	697,509	756,281	825,951	881,063	796,876	816,022	1,064,461	748,710	608,467	523,641	9,037,494

Place: [FANNIN] FANNIN 116
 5425 SALEM

Place Energy Profile

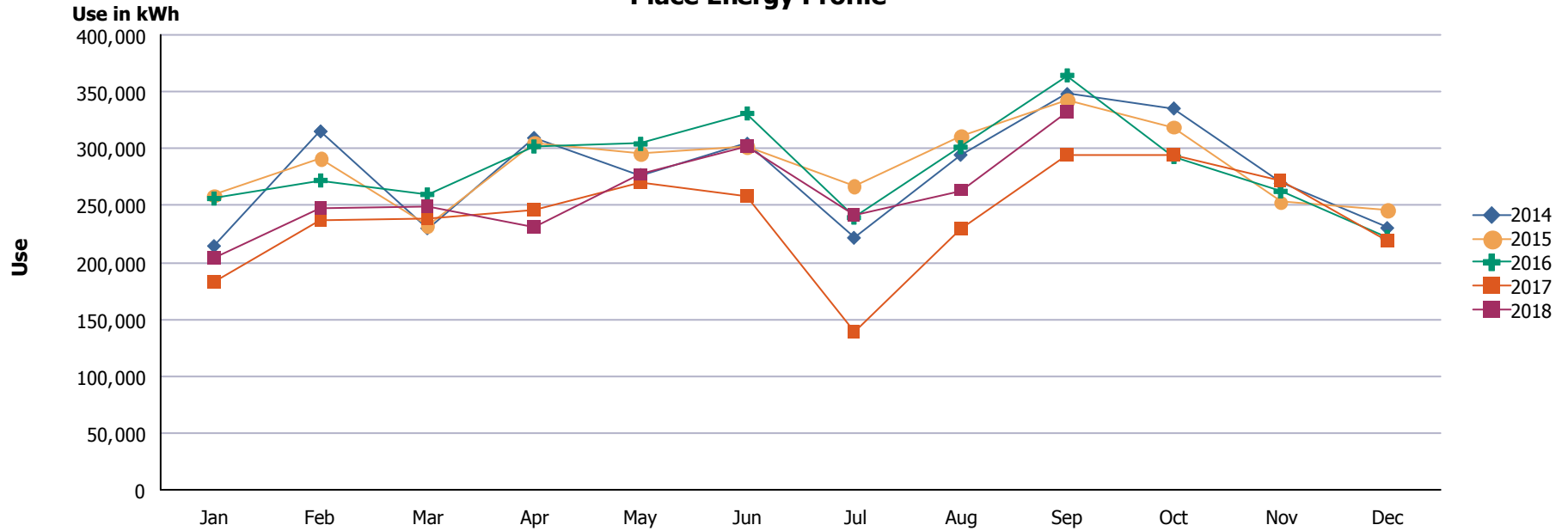


Year	Jan	Feb	Mar	Apr	May	Jun	Jul	Aug	Sep	Oct	Nov	Dec	Totals
2014	30,909	32,868	18,746	22,609	22,154	24,374	13,164	22,068	35,876	9,304	29,248	28,508	289,828
2015	41,511	35,973	30,988	31,885	32,057	27,494	14,150	21,900	34,019	35,914	30,633	23,721	360,245
2016	23,191	40,385	30,009	31,898	31,993	26,057	17,197	26,576	39,649	33,659	31,375	38,178	370,167
2017	30,435	39,055	35,211	35,345	35,305	29,526	14,909	30,233	41,377	36,381	32,541	38,773	399,091
2018	40,367	43,289	36,651	36,841	39,065	28,700	22,080	38,520	43,815	0	0	0	329,328
Totals	166,413	191,570	151,605	158,578	160,574	136,151	81,500	139,297	194,736	115,258	123,797	129,180	1,748,659

Place: [FRANKLIN] FRANKLIN HIGH SCHOOL 010

900 N. RESLER, EL PASO, TEXAS

Place Energy Profile

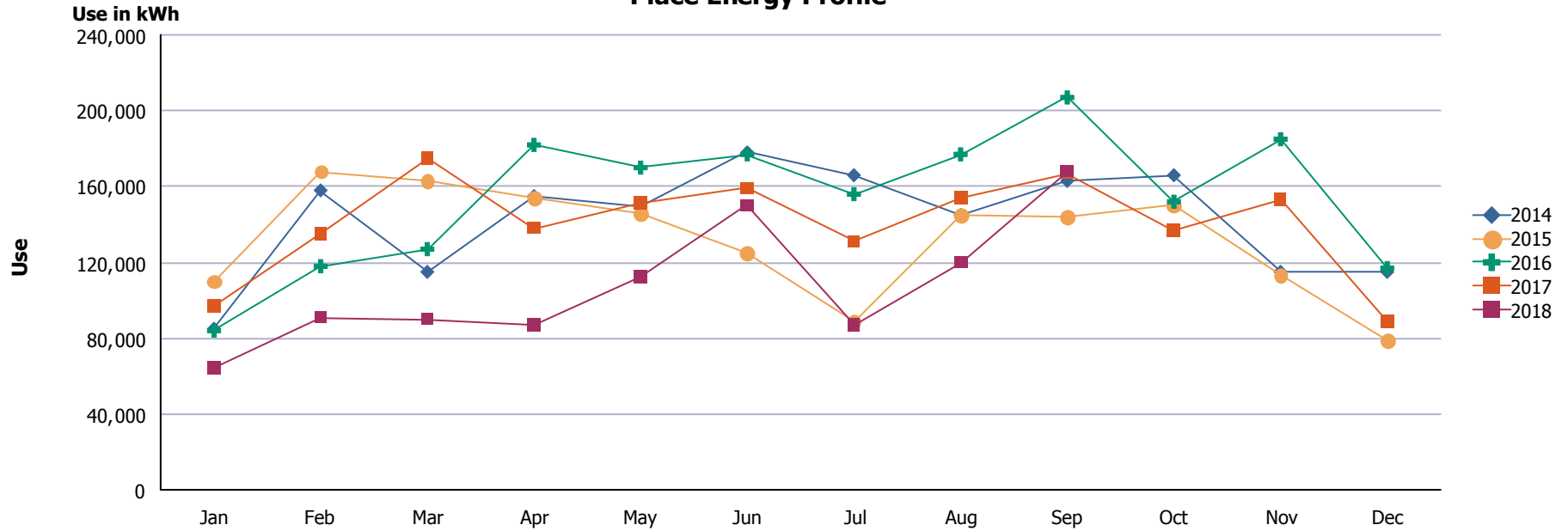


Year	Jan	Feb	Mar	Apr	May	Jun	Jul	Aug	Sep	Oct	Nov	Dec	Totals
2014	214,373	315,214	230,002	309,435	276,879	304,330	221,628	294,530	348,038	335,357	269,494	230,220	3,349,500
2015	258,960	291,111	232,142	305,685	296,145	301,432	267,536	311,059	342,135	319,176	253,032	246,041	3,424,454
2016	256,136	272,055	259,703	301,924	304,208	330,969	239,334	301,243	364,485	292,675	262,452	222,383	3,407,567
2017	182,203	236,556	238,941	245,761	270,166	257,731	138,530	229,834	294,294	294,002	272,218	218,719	2,878,955
2018	203,741	247,040	248,985	230,990	277,152	302,283	242,035	263,335	332,243	0	0	0	2,347,804
Totals	1,115,413	1,361,976	1,209,773	1,393,795	1,424,550	1,496,745	1,109,063	1,400,001	1,681,195	1,241,210	1,057,196	917,363	15,408,280

Place: [FRANKLIN9THGRADECENTER_2] FRANKLIN 9TH GRADE CENTER 053

825 REDD ROAD

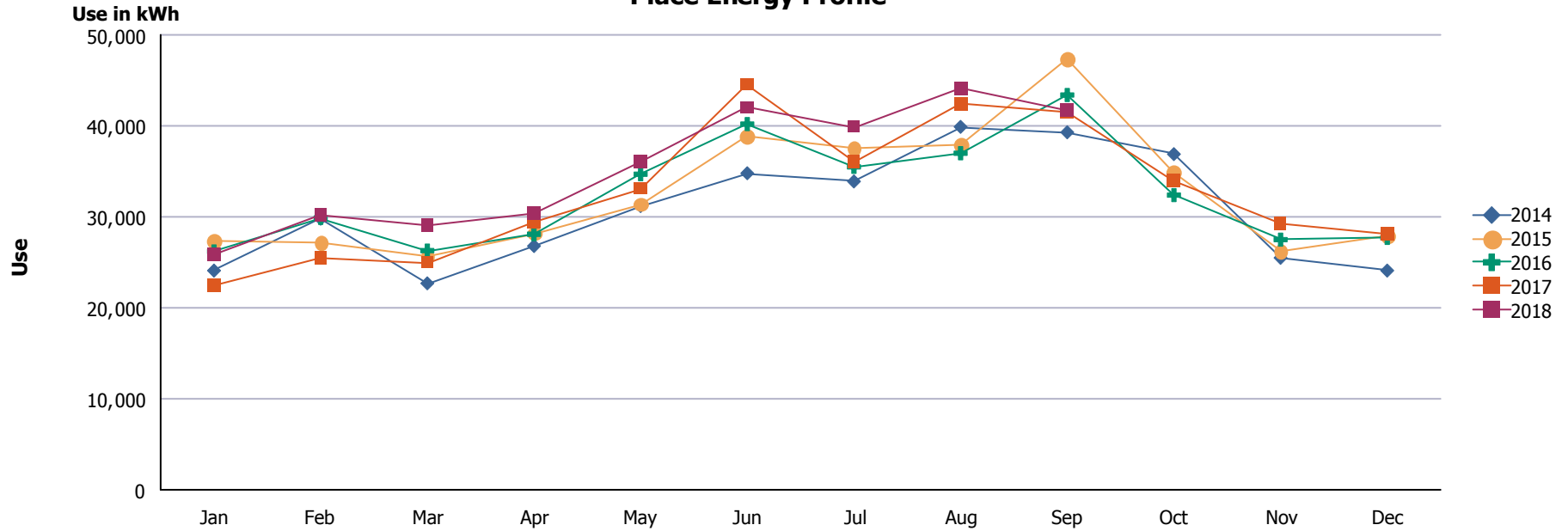
Place Energy Profile



Year	Jan	Feb	Mar	Apr	May	Jun	Jul	Aug	Sep	Oct	Nov	Dec	Totals
2014	85,000	158,000	115,000	155,000	149,000	178,000	166,000	145,000	163,000	166,000	115,000	115,000	1,710,000
2015	110,000	168,000	163,000	154,000	146,000	125,000	89,000	145,000	144,000	150,000	113,000	79,000	1,586,000
2016	84,000	118,000	127,000	182,000	170,000	177,000	156,000	177,000	207,000	152,000	185,000	117,000	1,852,000
2017	97,000	135,000	175,000	138,000	151,000	159,000	131,000	154,000	167,000	137,000	153,000	89,000	1,686,000
2018	64,000	91,000	90,000	87,000	112,000	150,000	87,000	120,000	168,000	0	0	0	969,000
Totals	440,000	670,000	670,000	716,000	728,000	789,000	629,000	741,000	849,000	605,000	566,000	400,000	7,803,000

Place: [GAMBLE] JAMES GAMBLE WAREHOUSE
 4900 TRANSMOUNTAIN

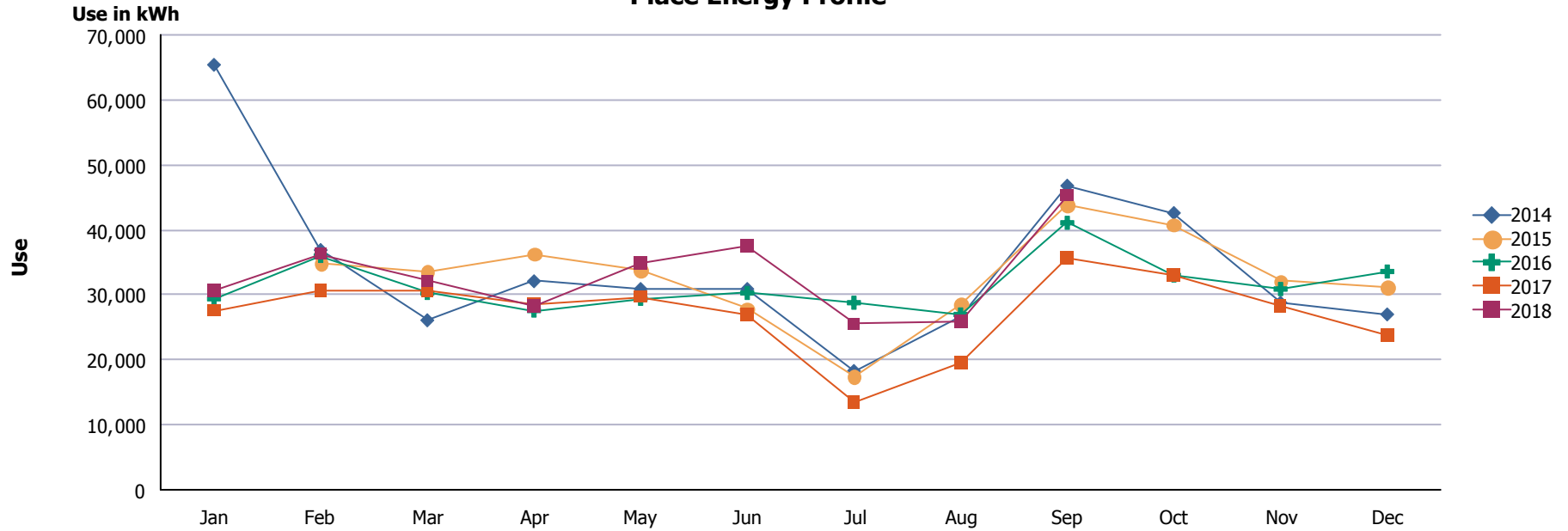
Place Energy Profile



Year	Jan	Feb	Mar	Apr	May	Jun	Jul	Aug	Sep	Oct	Nov	Dec	Totals
2014	24,100	29,800	22,700	26,800	31,200	34,800	33,900	39,900	39,300	36,900	25,500	24,100	369,000
2015	27,300	27,200	25,700	28,200	31,400	38,900	37,500	37,900	47,400	34,900	26,200	27,900	390,500
2016	26,200	29,900	26,300	28,100	34,700	40,200	35,500	37,000	43,400	32,400	27,500	27,700	388,900
2017	22,400	25,500	25,000	29,400	33,100	44,600	36,100	42,400	41,500	33,900	29,200	28,100	391,200
2018	25,900	30,200	29,000	30,400	36,000	42,000	39,900	44,100	41,700	0	0	0	319,200
Totals	125,900	142,600	128,700	142,900	166,400	200,500	182,900	201,300	213,300	138,100	108,400	107,800	1,858,800

Place: [GREEN] GREEN ELEMENTARY SCHOOL 162
 5040 BUCKLEY DR.

Place Energy Profile

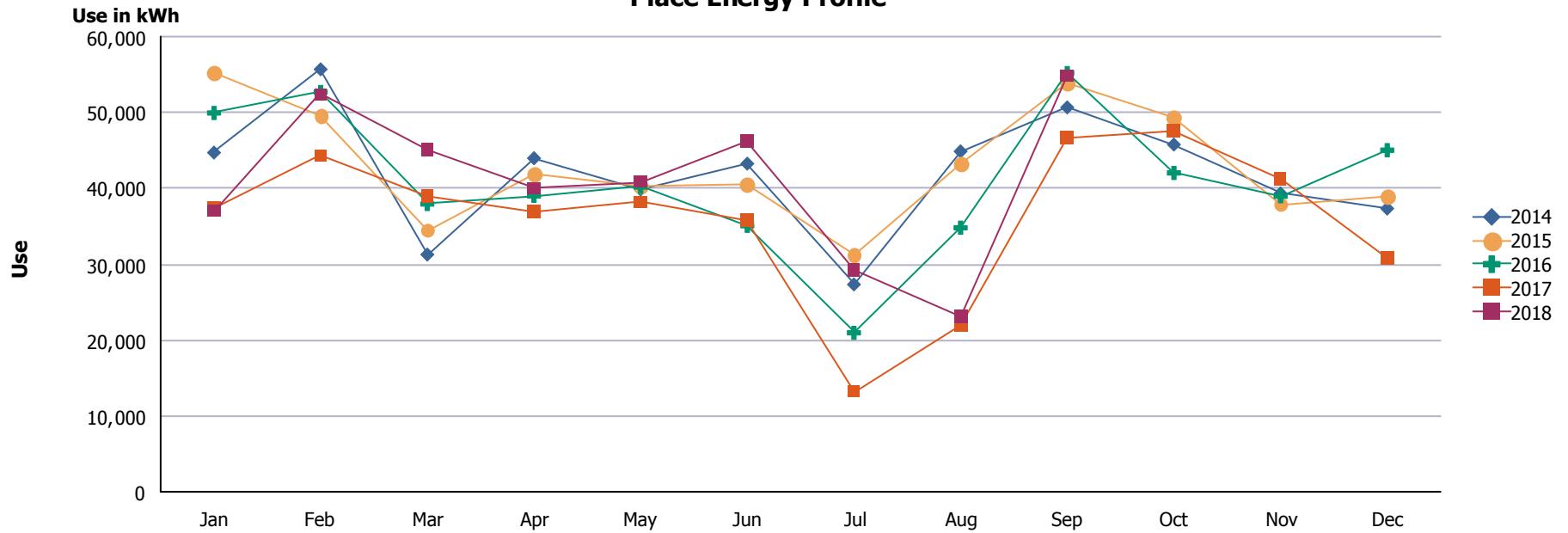


Year	Jan	Feb	Mar	Apr	May	Jun	Jul	Aug	Sep	Oct	Nov	Dec	Totals
2014	65,400	36,900	26,100	32,100	30,900	30,900	18,300	26,700	46,800	42,600	28,800	27,000	412,500
2015	0	34,800	33,600	36,300	33,900	27,900	17,400	28,500	43,800	40,800	32,100	31,200	360,300
2016	29,400	36,000	30,300	27,600	29,400	30,300	28,800	27,000	41,100	33,000	30,900	33,600	377,400
2017	27,600	30,600	30,600	28,500	29,700	27,000	13,500	19,500	35,700	33,000	28,200	23,700	327,600
2018	30,600	36,300	32,100	28,200	34,800	37,500	25,500	25,800	45,300	0	0	0	296,100
Totals	153,000	174,600	152,700	152,700	158,700	153,600	103,500	127,500	212,700	149,400	120,000	115,500	1,773,900

Place: [GUERRERO] ROSA GUERRERO ELEMENTARY 163

7530 LAKEHURST ROAD

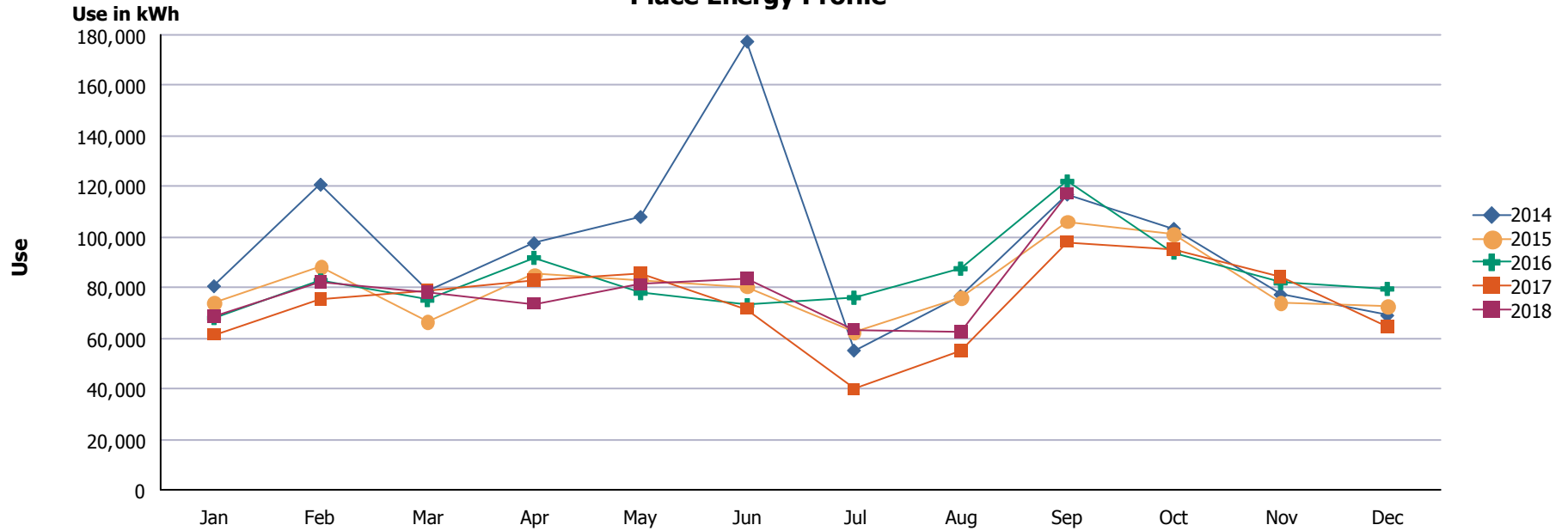
Place Energy Profile



Year	Jan	Feb	Mar	Apr	May	Jun	Jul	Aug	Sep	Oct	Nov	Dec	Totals
2014	44,720	55,700	31,280	43,980	39,860	43,260	27,340	44,880	50,680	45,780	39,340	37,340	504,160
2015	55,180	49,660	34,520	41,880	40,300	40,480	31,200	43,300	53,840	49,320	37,900	38,880	516,460
2016	49,940	52,720	37,940	39,020	40,200	35,080	20,960	34,820	55,200	42,040	38,960	45,040	491,920
2017	37,460	44,280	39,020	36,940	38,160	35,700	13,240	21,880	46,600	47,500	41,140	30,860	432,780
2018	37,000	52,420	45,040	39,980	40,840	46,200	29,180	23,160	54,880	0	0	0	368,700
Totals	224,300	254,780	187,800	201,800	199,360	200,720	121,920	168,040	261,200	184,640	157,340	152,120	2,314,020

Place: [GUILLEN] GUILLEN 044
 900 S COTTON

Place Energy Profile



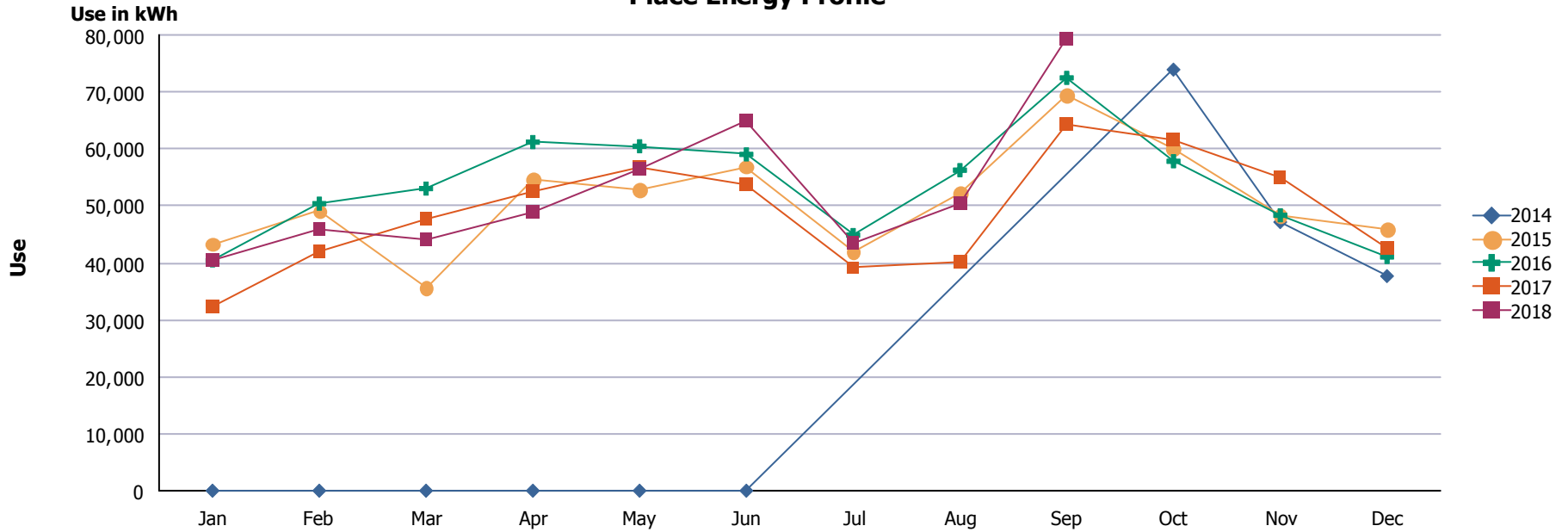
Year	Jan	Feb	Mar	Apr	May	Jun	Jul	Aug	Sep	Oct	Nov	Dec	Totals
2014	80,546	120,742	78,596	97,563	107,969	177,347	55,123	76,576	116,843	103,264	77,199	68,955	1,160,723
2015	74,100	88,455	66,776	85,320	83,123	80,432	62,644	76,127	106,246	101,310	74,168	72,508	971,209
2016	67,965	82,836	75,073	91,787	77,847	73,074	76,028	87,523	122,030	93,875	81,899	79,499	1,009,436
2017	61,414	75,539	78,629	83,039	85,527	71,616	39,835	55,013	98,111	94,934	84,345	64,409	892,411
2018	68,503	82,251	77,942	73,648	81,179	83,397	63,430	62,259	117,133	0	0	0	709,742
Totals	352,528	449,823	377,016	431,357	435,645	485,866	297,060	357,498	560,363	393,383	317,611	285,371	4,743,521

Place: [HART] HART

118

1110 S. PARK

Place Energy Profile



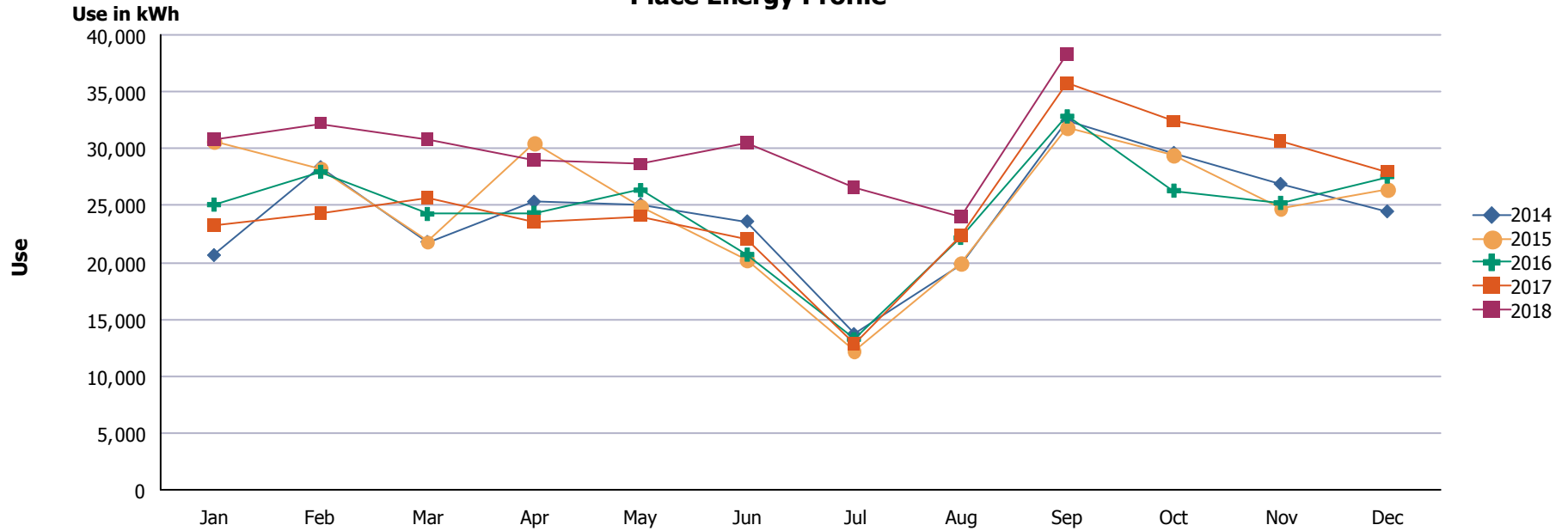
Year	Jan	Feb	Mar	Apr	May	Jun	Jul	Aug	Sep	Oct	Nov	Dec	Totals
2014	10	15	11	13	15	13	0	0	0	73,920	47,160	37,680	158,837
2015	43,320	49,080	35,520	54,600	52,920	56,880	42,000	52,320	69,360	60,000	48,360	45,840	610,200
2016	40,440	50,400	53,040	61,200	60,480	59,040	44,880	56,280	72,480	57,840	48,360	41,040	645,480
2017	32,280	41,880	47,640	52,560	56,760	53,640	39,120	40,080	64,200	61,560	54,960	42,600	587,280
2018	40,440	45,840	44,160	48,960	56,400	64,920	43,560	50,520	79,320	0	0	0	474,120
Totals	156,490	187,215	180,371	217,333	226,575	234,493	169,560	199,200	285,360	253,320	198,840	167,160	2,475,917

Place: [HAWKINS] HAWKINS

119

5816 STEVENSON

Place Energy Profile



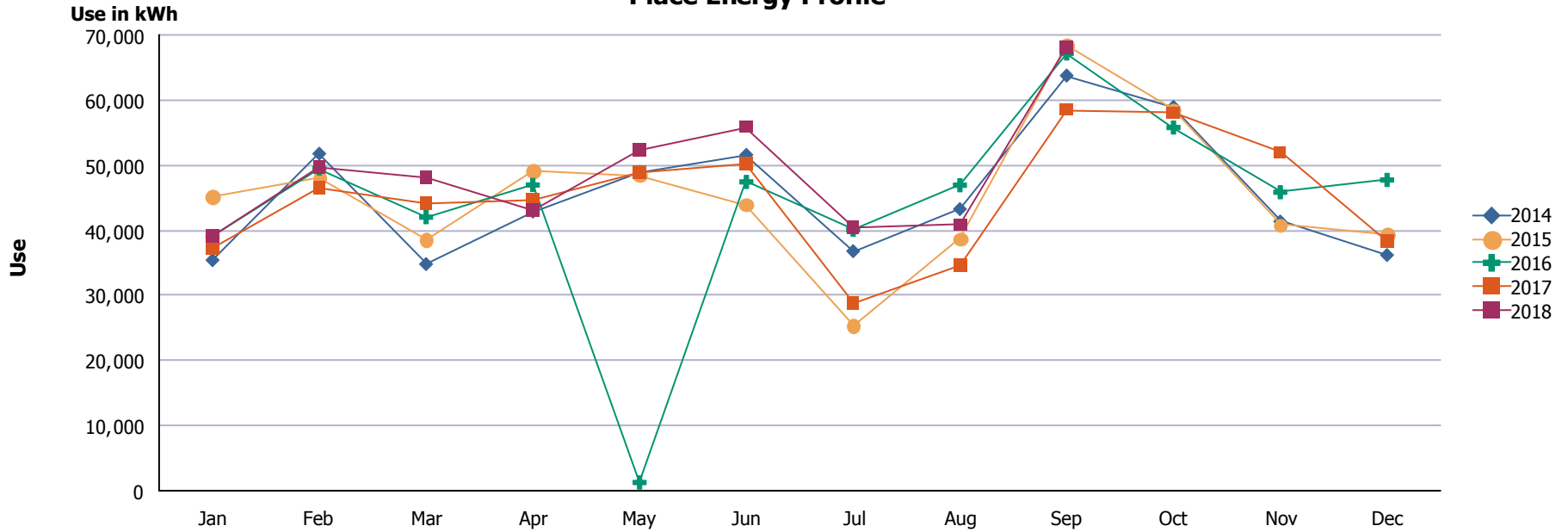
Year	Jan	Feb	Mar	Apr	May	Jun	Jul	Aug	Sep	Oct	Nov	Dec	Totals
2014	20,643	28,382	21,806	25,343	25,101	23,610	13,701	19,847	32,451	29,629	26,905	24,488	291,906
2015	30,697	28,288	21,820	30,482	24,938	20,201	12,199	19,888	31,804	29,459	24,754	26,421	300,951
2016	25,081	27,962	24,259	24,361	26,355	20,687	13,248	22,151	32,839	26,310	25,234	27,549	296,036
2017	23,287	24,336	25,644	23,573	24,065	22,077	12,870	22,324	35,764	32,398	30,601	27,984	304,923
2018	30,754	32,210	30,821	29,030	28,613	30,530	26,584	23,973	38,352	0	0	0	270,867
Totals	130,462	141,178	124,350	132,789	129,072	117,105	78,602	108,183	171,210	117,796	107,494	106,442	1,464,683

Place: [HENDERSO] HENDERSON

041

5505 COMANCHE

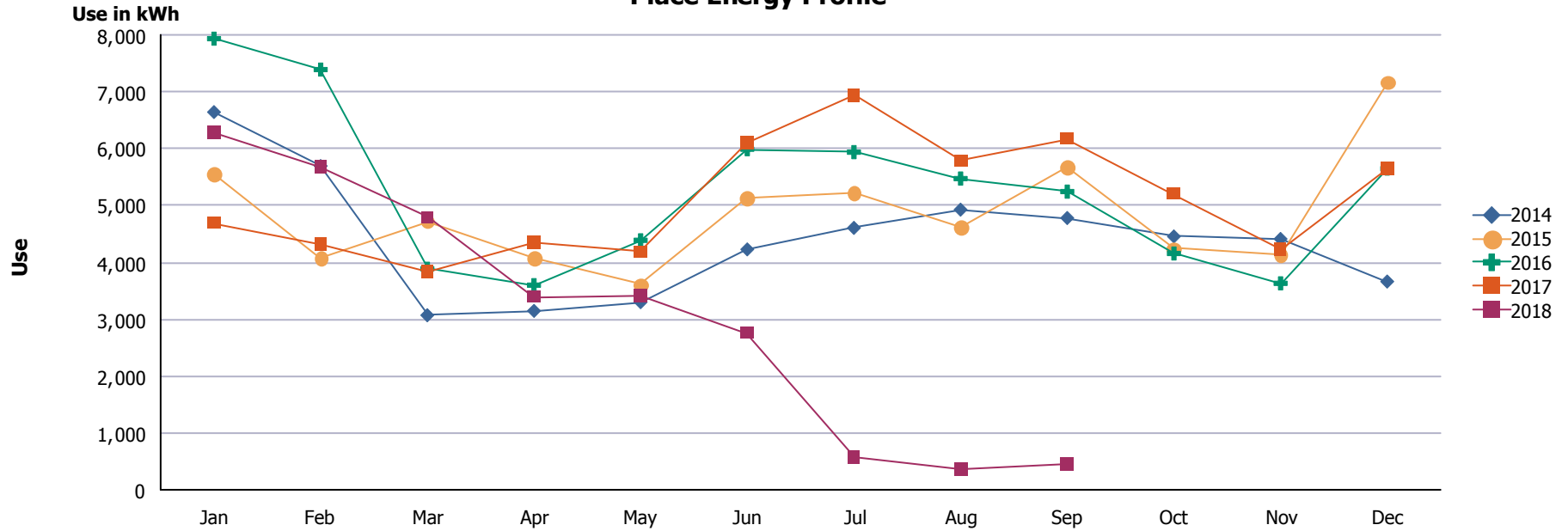
Place Energy Profile



Year	Jan	Feb	Mar	Apr	May	Jun	Jul	Aug	Sep	Oct	Nov	Dec	Totals
2014	35,425	51,776	34,820	42,887	48,963	51,599	36,804	43,270	63,768	58,950	41,353	36,210	545,825
2015	45,184	48,009	38,482	49,227	48,450	43,972	25,335	38,723	68,506	58,551	40,849	39,400	544,688
2016	39,042	49,518	42,025	46,977	1,282	47,437	40,090	46,932	67,163	55,792	45,850	47,739	529,847
2017	37,164	46,562	44,095	44,765	48,845	50,139	28,719	34,577	58,480	58,004	51,945	38,323	541,618
2018	39,175	49,715	48,145	42,976	52,211	55,858	40,457	40,826	68,095	0	0	0	437,458
Totals	195,990	245,580	207,567	226,832	199,751	249,005	171,405	204,328	326,012	231,297	179,997	161,672	2,599,436

Place: [HERCULES] HERCULES COTTAGES 141A
 5205 HERCULES

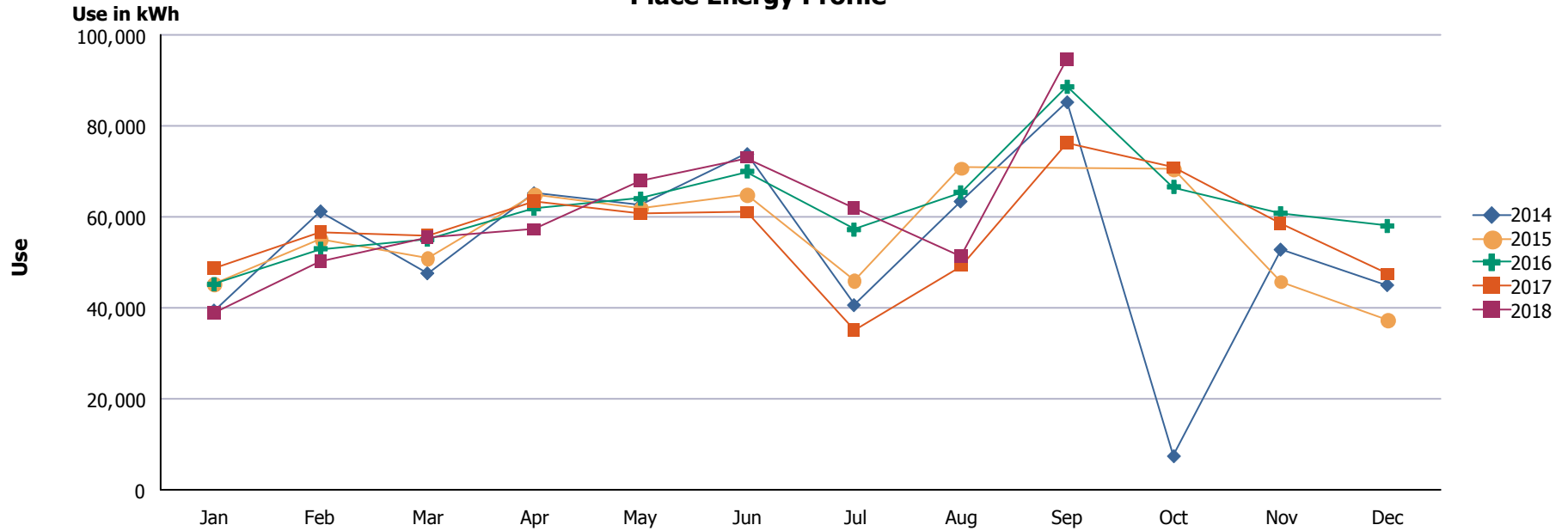
Place Energy Profile



Year	Jan	Feb	Mar	Apr	May	Jun	Jul	Aug	Sep	Oct	Nov	Dec	Totals
2014	6,644	5,695	3,071	3,148	3,301	4,229	4,607	4,928	4,781	4,457	4,413	3,664	52,938
2015	5,555	4,079	4,721	4,072	3,611	5,132	5,213	4,619	5,676	4,246	4,129	7,170	58,223
2016	7,934	7,391	3,888	3,600	4,389	5,992	5,939	5,475	5,245	4,157	3,633	5,649	63,292
2017	4,692	4,308	3,833	4,338	4,185	6,100	6,934	5,782	6,173	5,207	4,220	5,653	61,425
2018	6,283	5,676	4,789	3,393	3,406	2,761	564	368	446	0	0	0	27,686
Totals	31,108	27,149	20,302	18,551	18,892	24,214	23,257	21,172	22,321	18,067	16,395	22,136	263,564

Place: [HERRERA_1] HERRERA ELEMENTARY 174

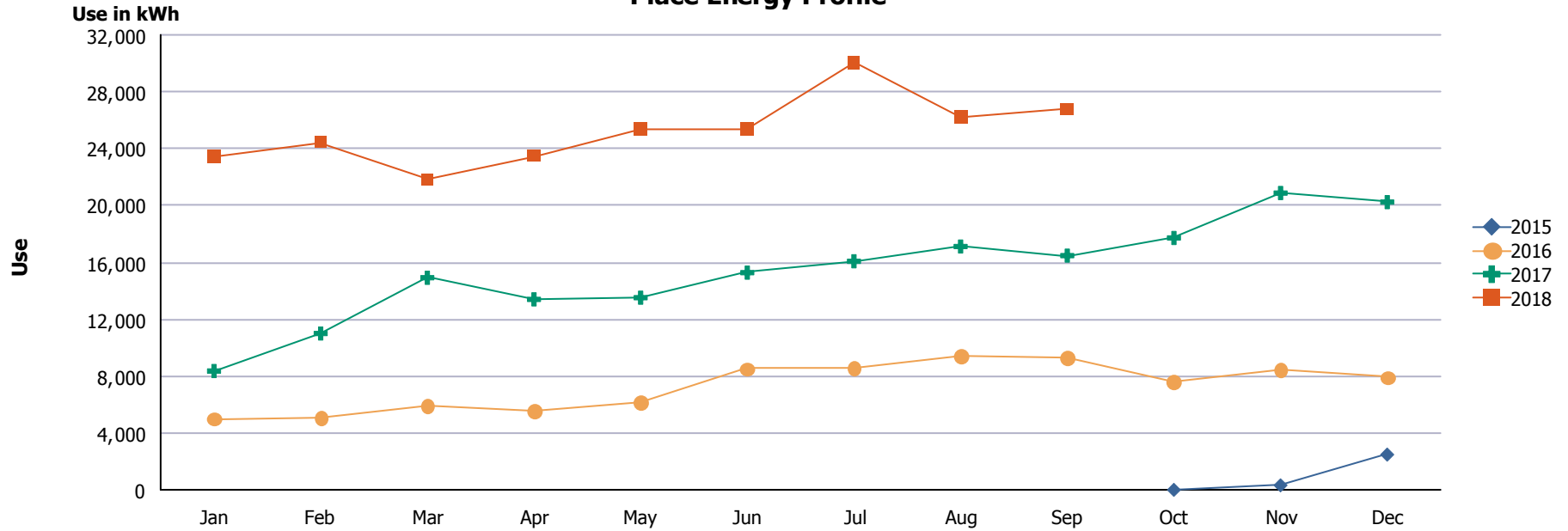
Place Energy Profile



Year	Jan	Feb	Mar	Apr	May	Jun	Jul	Aug	Sep	Oct	Nov	Dec	Totals
2014	39,400	61,200	47,600	65,200	62,600	73,800	40,600	63,400	85,200	7,400	52,800	45,000	644,200
2015	45,200	55,200	51,000	65,000	62,000	64,800	46,000	70,800	0	70,600	45,800	37,400	613,800
2016	45,200	53,000	55,000	61,800	64,000	70,000	57,200	65,400	88,600	66,600	60,800	58,000	745,600
2017	48,800	56,600	55,800	63,400	60,600	61,000	35,000	49,200	76,200	70,800	58,600	47,400	683,400
2018	38,800	50,200	55,400	57,200	67,800	73,000	61,800	51,400	94,800	0	0	0	550,400
Totals	217,400	276,200	264,800	312,600	317,000	342,600	240,600	300,200	344,800	215,400	218,000	187,800	3,237,400

Place: [HIGHLAND] HIGHLAND/ANNEX 120
 1300 INDIANA

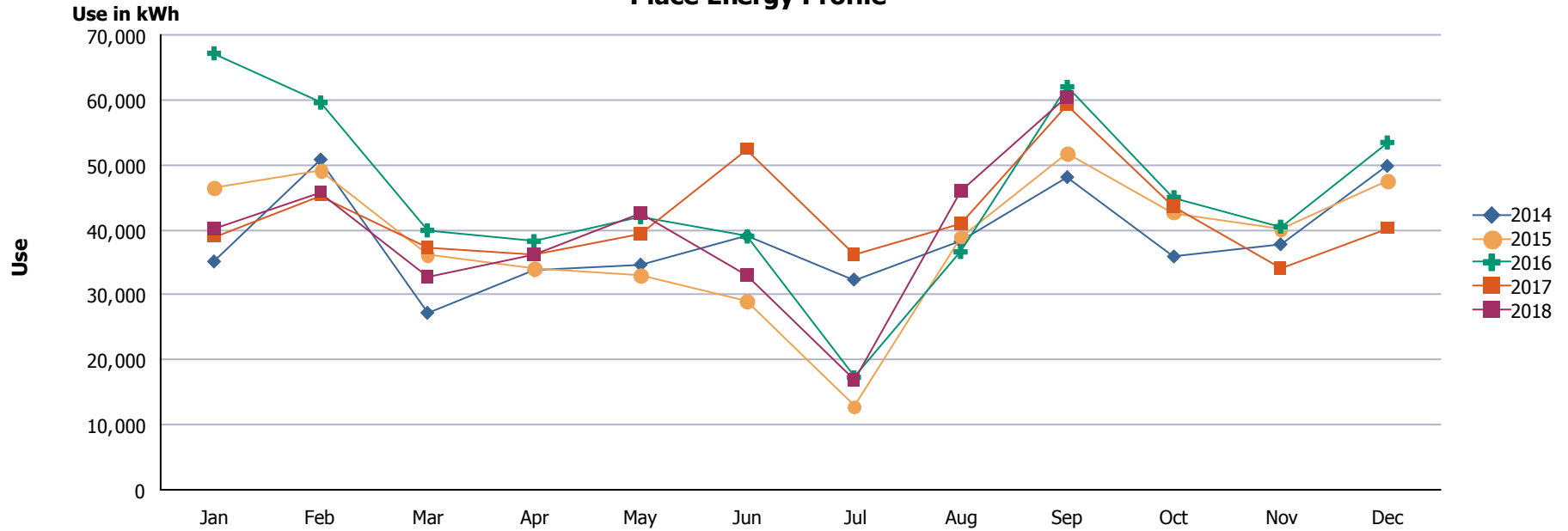
Place Energy Profile



Year	Jan	Feb	Mar	Apr	May	Jun	Jul	Aug	Sep	Oct	Nov	Dec	Totals
2015	0	0	0	0	0	0	0	0	0	0	320	2,480	2,800
2016	5,000	5,080	5,960	5,560	6,120	8,520	8,560	9,400	9,280	7,640	8,440	7,920	87,480
2017	8,360	11,000	14,920	13,400	13,520	15,280	16,080	17,120	16,480	17,720	20,880	20,240	185,000
2018	23,400	24,440	21,800	23,480	25,400	25,400	30,040	26,240	26,760	0	0	0	226,960
Totals	36,760	40,520	42,680	42,440	45,040	49,200	54,680	52,760	52,520	25,360	29,640	30,640	502,240

Place: [HILLSIDE] HILLSIDE 121
 4500 CLIFTON

Place Energy Profile



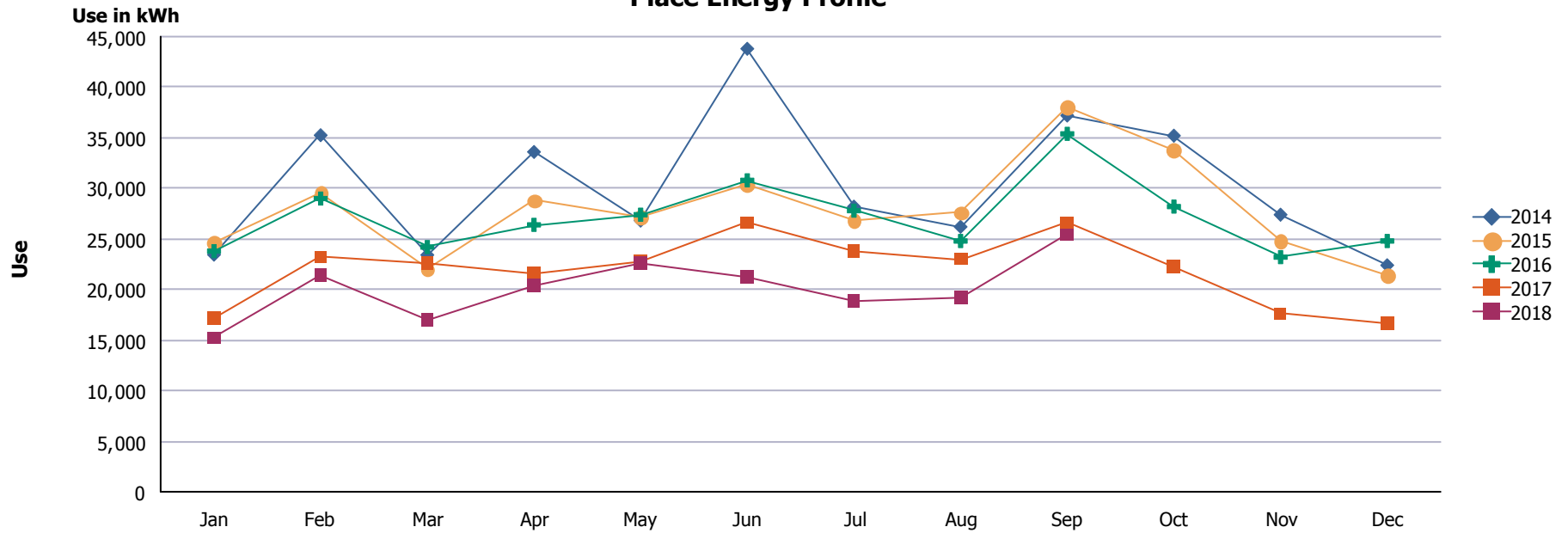
Year	Jan	Feb	Mar	Apr	May	Jun	Jul	Aug	Sep	Oct	Nov	Dec	Totals
2014	35,144	50,834	27,250	33,788	34,651	39,070	32,360	38,222	48,127	35,915	37,790	49,845	462,996
2015	46,445	49,056	36,241	34,083	32,981	29,017	12,813	38,955	51,706	42,653	40,105	47,611	461,666
2016	67,170	59,597	39,920	38,265	41,982	38,994	17,307	36,613	62,014	45,014	40,504	53,462	540,842
2017	38,945	45,291	37,265	36,179	39,424	52,417	36,233	41,013	59,272	43,496	34,157	40,262	503,954
2018	40,067	45,829	32,835	36,200	42,622	32,940	16,979	45,940	60,502	0	0	0	353,914
Totals	227,771	250,607	173,511	178,515	191,660	192,438	115,692	200,743	281,621	167,078	152,556	191,180	2,323,372

Place: [HOUSTON] HOUSTON

122

2851 GRANT

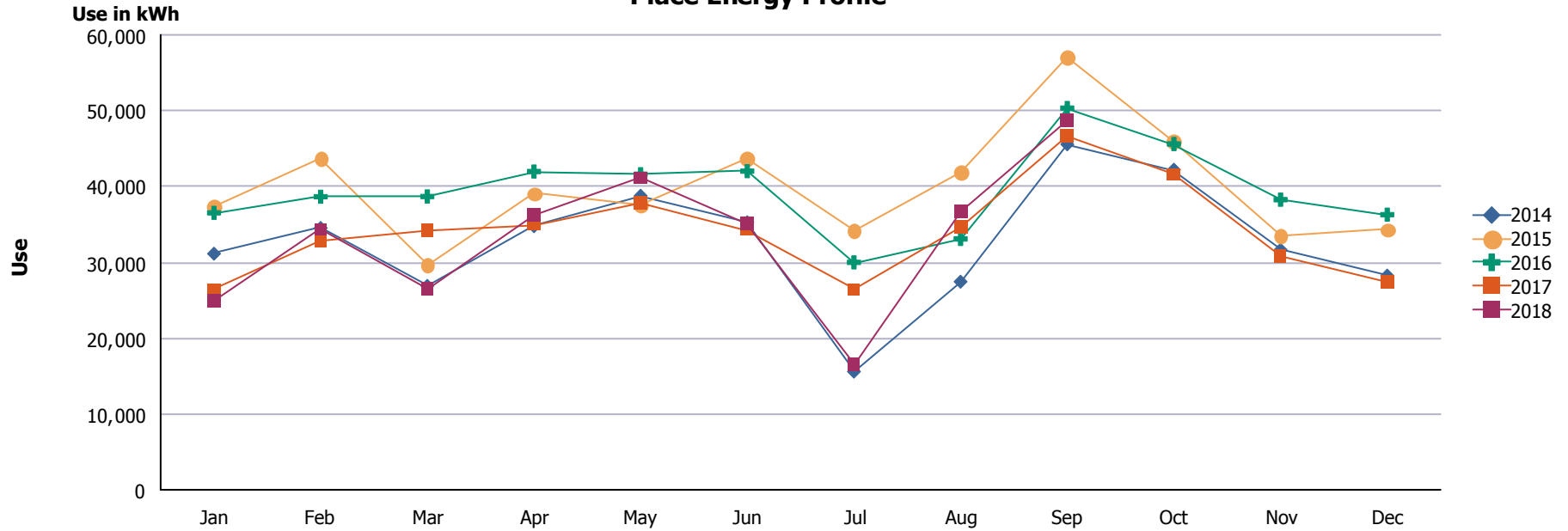
Place Energy Profile



Year	Jan	Feb	Mar	Apr	May	Jun	Jul	Aug	Sep	Oct	Nov	Dec	Totals
2014	23,447	35,256	23,420	33,604	26,816	43,807	28,200	26,204	37,203	35,211	27,403	22,400	362,971
2015	24,600	29,600	22,000	28,800	27,200	30,400	26,800	27,600	38,000	33,800	24,800	21,400	335,000
2016	23,800	29,000	24,200	26,400	27,400	30,800	27,800	24,800	35,400	28,200	23,200	24,800	325,800
2017	17,200	23,200	22,601	21,600	22,800	26,600	23,800	23,000	26,600	22,200	17,600	16,600	263,801
2018	15,200	21,400	17,000	20,400	22,600	21,200	18,800	19,200	25,400	0	0	0	181,200
Totals	104,247	138,456	109,221	130,804	126,816	152,807	125,400	120,804	162,603	119,411	93,003	85,200	1,468,772

Place: [HUGHEY] HUGHEY 123
 6201 HUGHEY

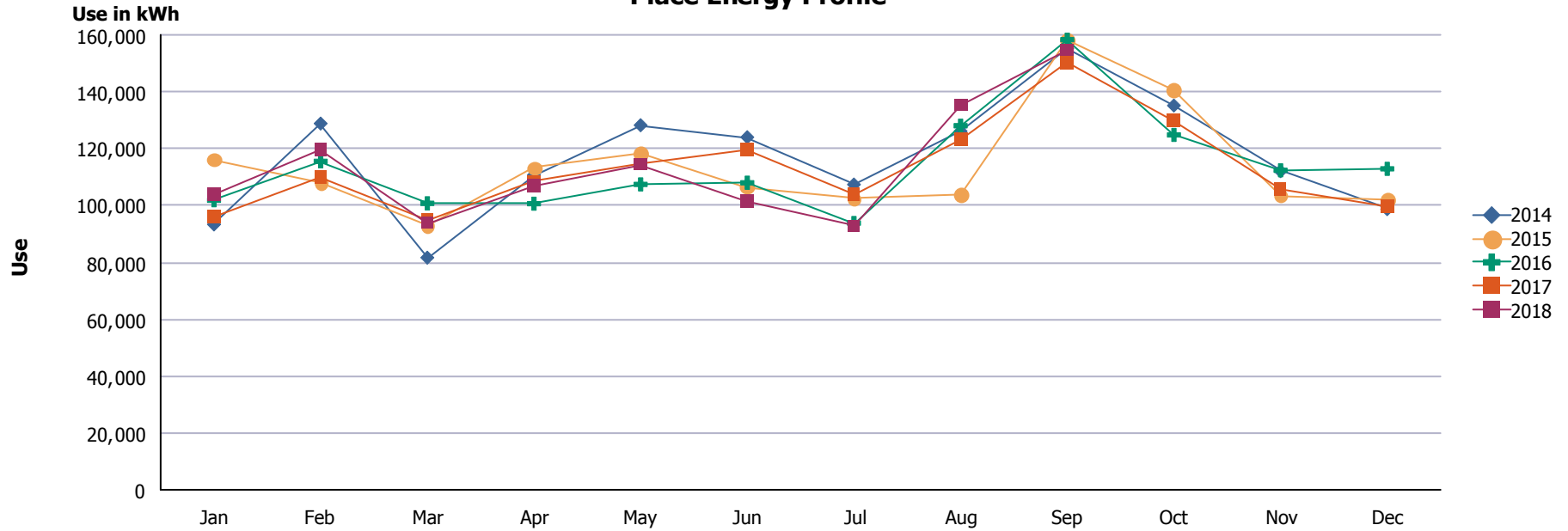
Place Energy Profile



Year	Jan	Feb	Mar	Apr	May	Jun	Jul	Aug	Sep	Oct	Nov	Dec	Totals
2014	31,148	34,536	26,907	34,777	38,788	35,299	15,601	27,457	45,577	42,225	31,661	28,256	392,232
2015	37,352	43,780	29,725	39,073	37,638	43,662	34,225	41,870	57,097	45,933	33,486	34,312	478,153
2016	36,538	38,665	38,697	41,992	41,629	42,032	30,001	33,095	50,357	45,619	38,274	36,297	473,196
2017	26,407	32,748	34,196	34,974	37,764	34,303	26,390	34,714	46,602	41,550	30,732	27,375	407,755
2018	24,958	34,314	26,432	36,156	41,111	35,015	16,580	36,735	48,692	0	0	0	299,993
Totals	156,403	184,043	155,957	186,972	196,930	190,311	122,797	173,871	248,325	175,327	134,153	126,240	2,051,329

Place: [IRVIN] IRVIN 008
 9465 ROANOKE

Place Energy Profile



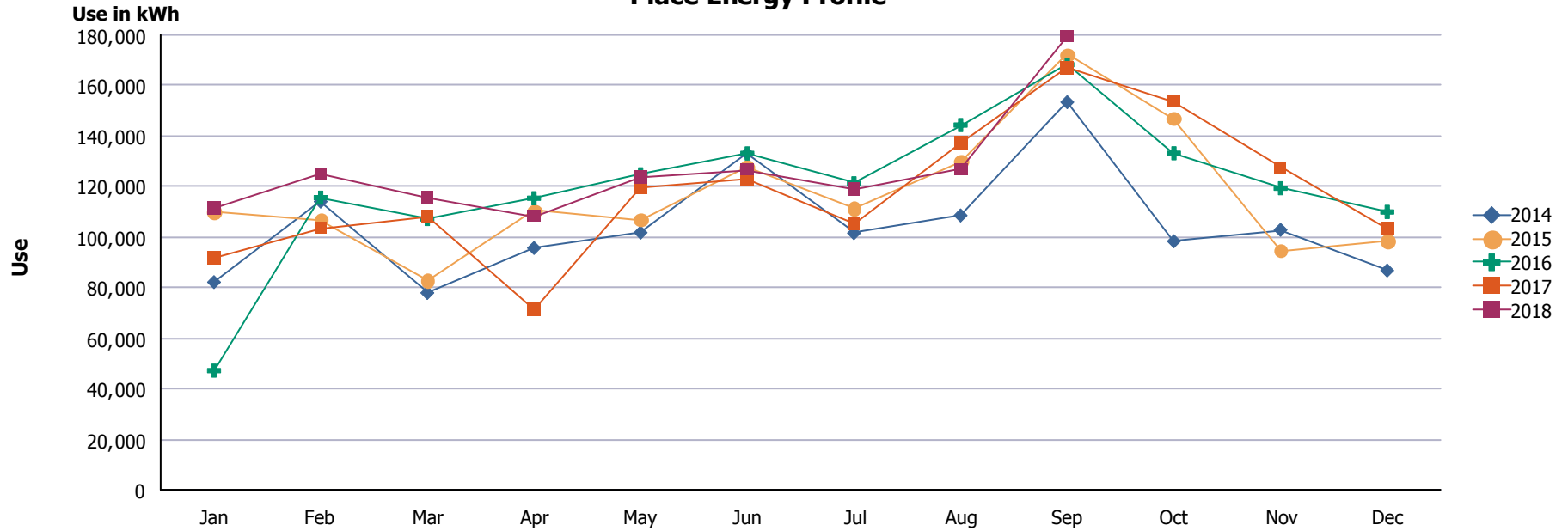
Year	Jan	Feb	Mar	Apr	May	Jun	Jul	Aug	Sep	Oct	Nov	Dec	Totals
2014	93,349	128,844	81,674	110,783	128,255	124,043	107,392	126,151	155,249	135,175	112,085	98,720	1,401,720
2015	116,201	108,131	92,919	113,256	118,137	106,536	102,391	104,029	158,127	140,493	103,481	102,085	1,365,786
2016	101,850	115,570	100,782	100,657	107,451	108,027	93,842	128,065	158,360	124,842	112,386	112,913	1,364,745
2017	95,946	109,839	95,052	108,400	114,450	119,735	103,893	123,170	150,218	129,742	105,848	99,561	1,355,854
2018	103,718	119,475	93,840	107,069	114,401	101,258	92,747	135,548	154,859	0	0	0	1,022,915
Totals	511,064	581,859	464,267	540,165	582,694	559,599	500,265	616,963	776,813	530,252	433,800	413,279	6,511,020

Place: [JEFFERSN] JEFFERSON

009

4700 ALAMEDA

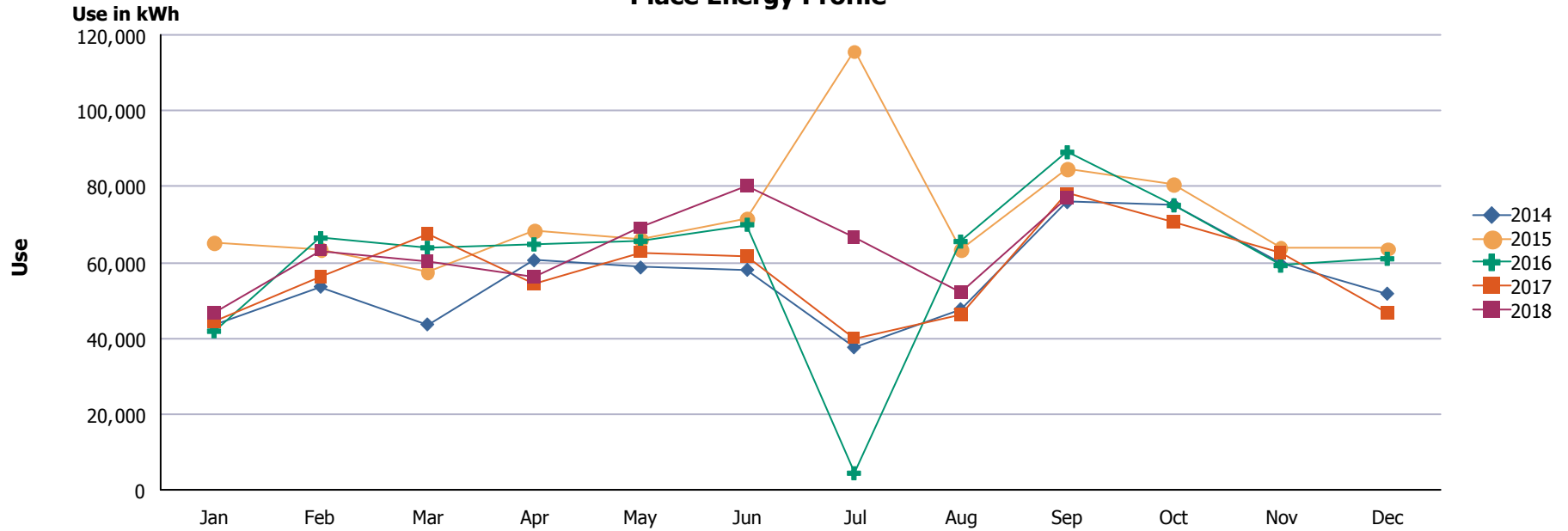
Place Energy Profile



Year	Jan	Feb	Mar	Apr	May	Jun	Jul	Aug	Sep	Oct	Nov	Dec	Totals
2014	82,187	114,038	77,914	95,693	101,792	133,041	101,560	108,580	153,413	98,371	102,881	86,800	1,256,270
2015	110,028	106,956	82,698	110,475	106,961	127,889	111,266	129,997	172,292	146,998	94,715	98,463	1,398,738
2016	47,168	115,616	107,183	115,380	124,868	133,126	121,282	144,347	168,243	133,182	119,345	109,981	1,439,721
2017	91,916	103,554	108,211	71,085	119,781	122,958	105,047	137,131	166,895	153,793	127,380	103,016	1,410,767
2018	111,485	124,652	115,476	108,281	123,634	126,625	118,712	126,755	179,589	0	0	0	1,135,209
Totals	442,784	564,816	491,482	500,914	577,036	643,639	557,867	646,810	840,432	532,344	444,321	398,260	6,640,705

Place: [JOHNSON] L.B. JOHNSON 155
 499 CABARET

Place Energy Profile

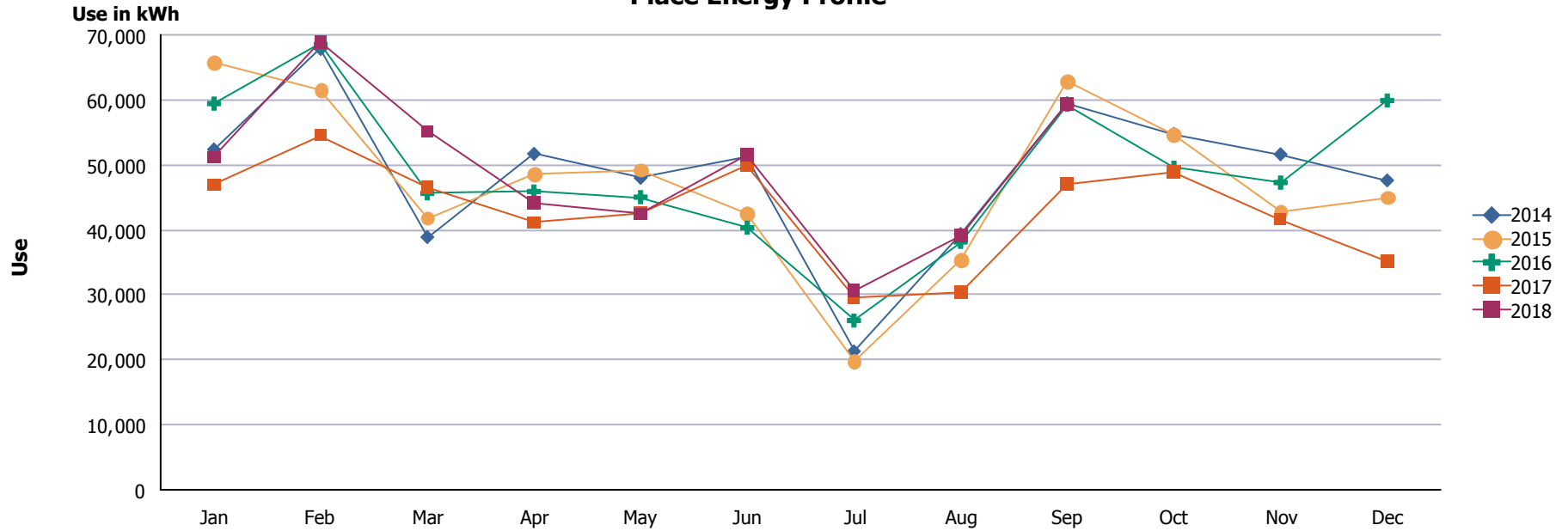


Year	Jan	Feb	Mar	Apr	May	Jun	Jul	Aug	Sep	Oct	Nov	Dec	Totals
2014	43,350	53,600	43,650	60,550	58,650	58,050	37,600	47,650	75,900	75,150	59,600	51,750	665,500
2015	65,150	63,250	57,550	68,250	66,100	71,450	115,750	63,400	84,700	80,550	63,850	63,650	863,650
2016	41,850	66,400	63,850	64,750	65,600	69,950	4,400	65,500	89,050	75,050	59,150	60,950	726,500
2017	44,200	56,250	67,550	54,500	62,700	61,600	40,050	46,100	78,150	70,650	62,450	46,650	690,850
2018	46,600	63,150	60,250	56,150	69,100	80,100	66,700	52,100	77,050	0	0	0	571,200
Totals	241,150	302,650	292,850	304,200	322,150	341,150	264,500	274,750	404,850	301,400	245,050	223,000	3,517,700

Place: [KOHLBERG] KOHLBERG ELEMENTARY

1445 NARDO GOODMAN

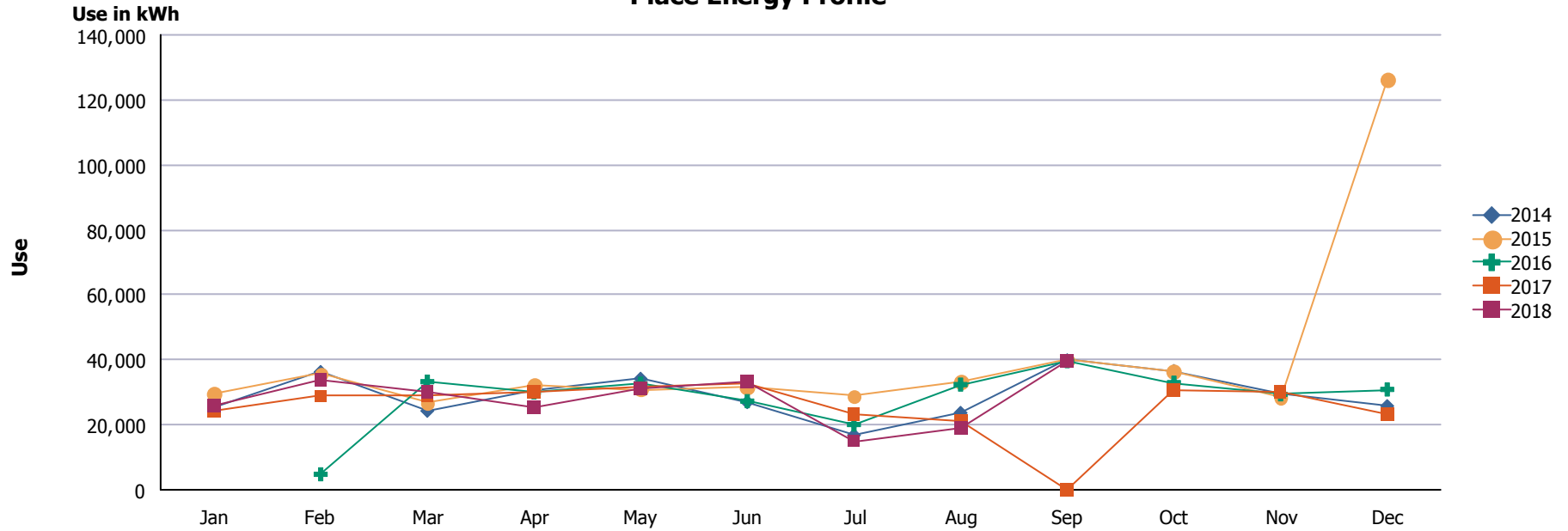
Place Energy Profile



Year	Jan	Feb	Mar	Apr	May	Jun	Jul	Aug	Sep	Oct	Nov	Dec	Totals
2014	52,380	67,840	38,900	51,700	48,000	51,340	21,320	39,380	59,520	54,780	51,640	47,620	584,420
2015	65,740	61,580	41,860	48,560	49,260	42,480	19,840	35,420	62,960	54,660	42,880	45,040	570,280
2016	59,440	68,560	45,620	45,920	45,040	40,340	26,060	38,160	59,260	49,580	47,280	59,920	585,180
2017	46,900	54,540	46,540	41,080	42,500	49,840	29,580	30,420	47,020	48,940	41,600	35,200	514,160
2018	51,140	68,940	55,080	44,080	42,420	51,460	30,660	39,180	59,460	0	0	0	442,420
Totals	275,600	321,460	228,000	231,340	227,220	235,460	127,460	182,560	288,220	207,960	183,400	187,780	2,696,460

Place: [LAMAR] LAMAR 125
 1440 CLIFF

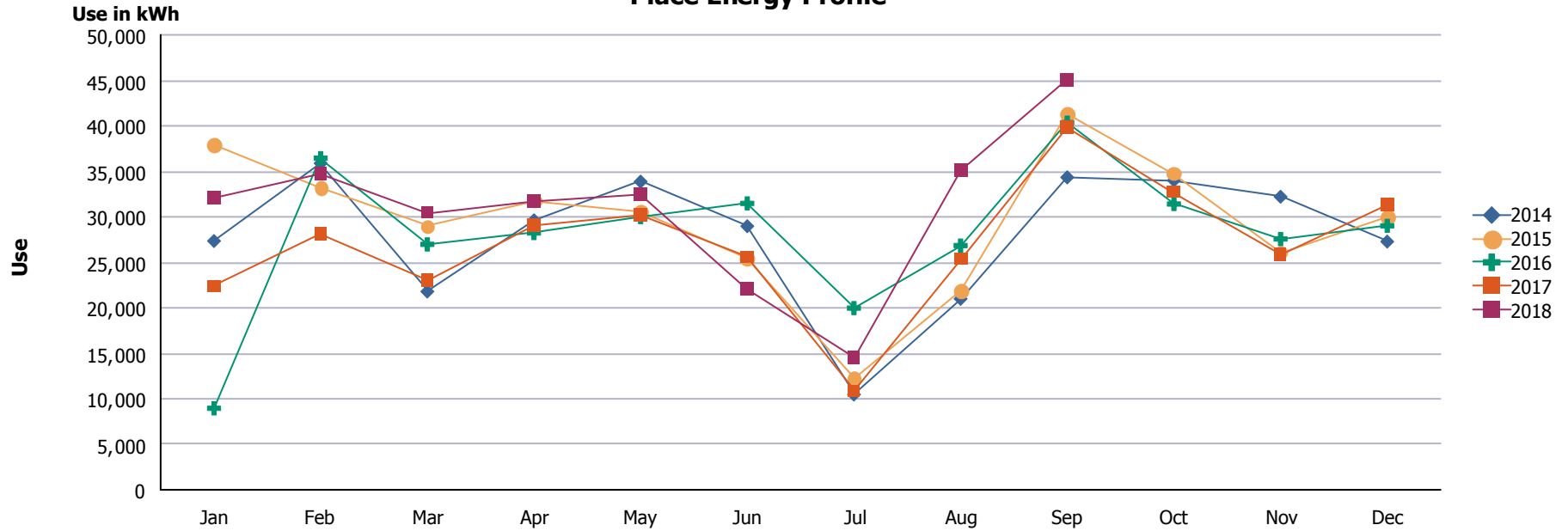
Place Energy Profile



Year	Jan	Feb	Mar	Apr	May	Jun	Jul	Aug	Sep	Oct	Nov	Dec	Totals
2014	25,200	36,300	24,300	30,600	34,200	27,000	16,800	23,700	39,900	36,600	29,400	25,800	349,800
2015	29,400	35,700	26,700	32,100	30,900	31,500	28,800	33,300	39,900	36,300	28,500	126,300	479,400
2016	0	4,800	33,300	30,000	32,700	27,300	20,100	32,400	39,600	33,000	29,400	30,900	313,500
2017	24,300	28,800	28,800	30,000	31,500	33,000	23,400	21,000	0	30,600	30,300	23,400	305,100
2018	25,800	33,900	30,000	25,200	31,200	33,300	15,000	18,900	39,600	0	0	0	252,900
Totals	104,700	139,500	143,100	147,900	160,500	152,100	104,100	129,300	159,000	136,500	117,600	206,400	1,700,700

Place: [LEE] LEE 150
7710 PANDORA

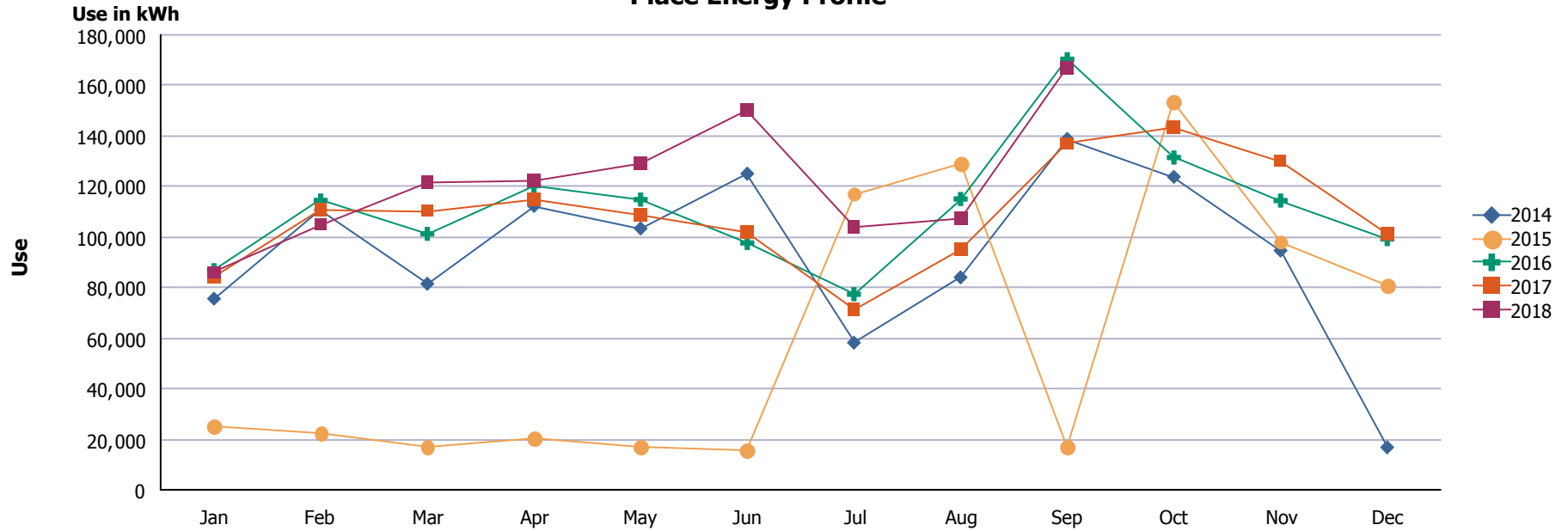
Place Energy Profile



Year	Jan	Feb	Mar	Apr	May	Jun	Jul	Aug	Sep	Oct	Nov	Dec	Totals
2014	27,350	35,890	21,800	29,620	33,880	28,980	10,480	21,000	34,350	34,010	32,220	27,290	336,870
2015	37,870	33,160	28,980	31,790	30,620	25,540	12,220	21,920	41,270	34,810	26,110	29,950	354,240
2016	8,960	36,460	26,980	28,230	29,980	31,490	19,980	26,850	40,370	31,420	27,570	29,020	337,310
2017	22,380	28,110	23,030	29,010	30,250	25,580	10,850	25,360	39,800	32,720	25,790	31,380	324,260
2018	32,050	34,690	30,470	31,710	32,520	22,020	14,550	35,150	45,090	0	0	0	278,250
Totals	128,610	168,310	131,260	150,360	157,250	133,610	68,080	130,280	200,880	132,960	111,690	117,640	1,630,930

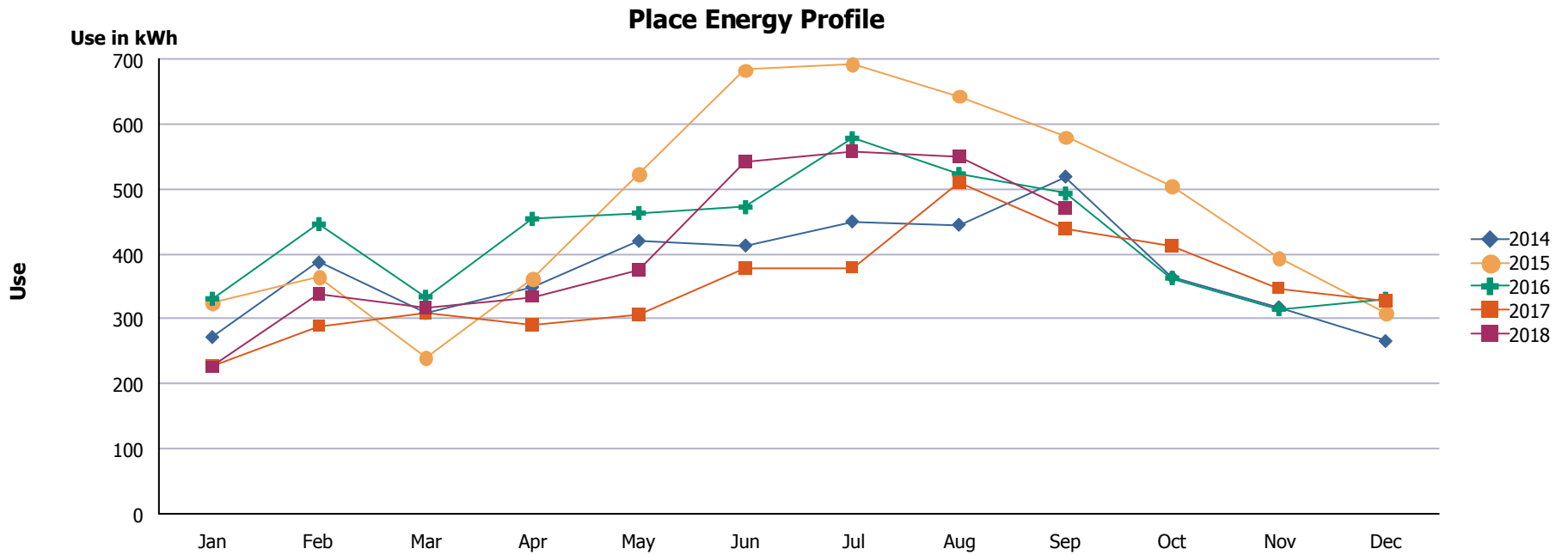
Place: [LINCOLN] LINCOLN 051
 500 MULBERRY

Place Energy Profile



Year	Jan	Feb	Mar	Apr	May	Jun	Jul	Aug	Sep	Oct	Nov	Dec	Totals
2014	75,650	110,800	81,550	112,350	103,450	125,100	58,250	84,100	138,850	123,850	94,700	16,827	1,125,477
2015	25,357	22,402	17,150	20,250	17,100	15,505	117,100	128,950	16,950	153,650	98,150	81,000	713,564
2016	86,900	114,500	101,300	120,350	114,850	97,700	77,400	115,100	170,400	131,500	114,450	99,250	1,343,700
2017	84,350	110,500	110,300	114,950	108,800	101,950	71,150	94,900	136,950	143,300	130,000	101,050	1,308,200
2018	85,950	104,900	121,800	122,250	129,100	149,950	104,150	107,150	167,250	0	0	0	1,092,500
Totals	358,207	463,102	432,100	490,150	473,300	490,205	428,050	530,200	630,400	552,300	437,300	298,127	5,583,441

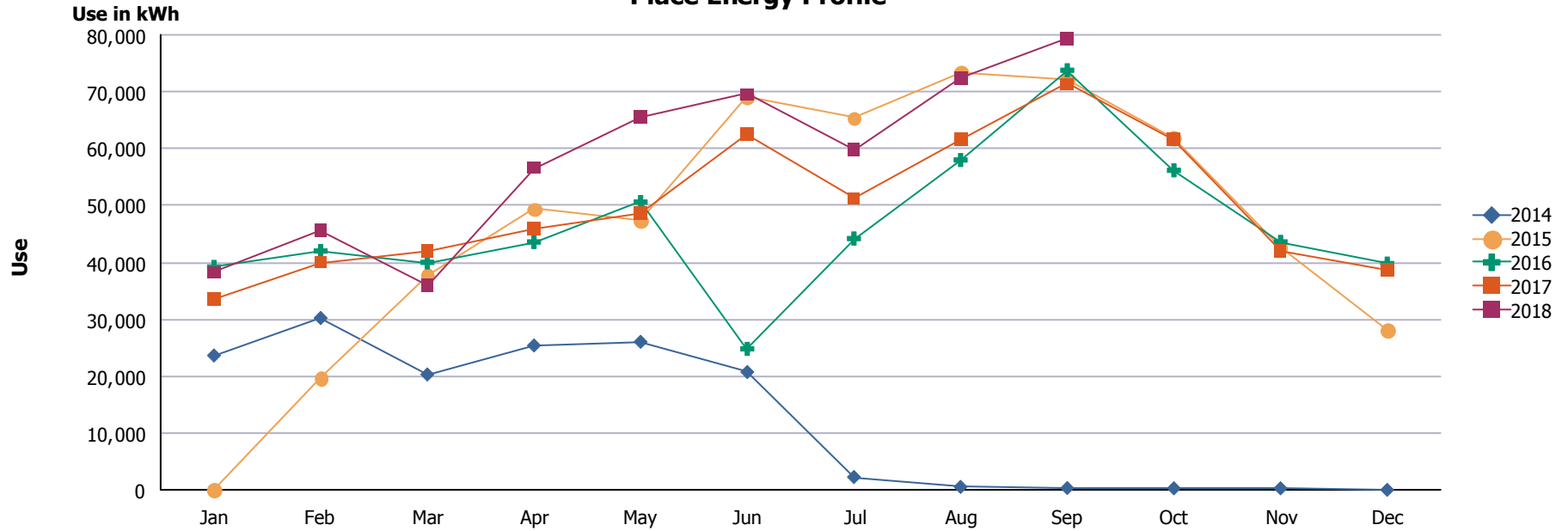
Place: [LIVE MAT] LIVE MATERIAL CENTER 929
 1300 WAINWRIGHT



Year	Jan	Feb	Mar	Apr	May	Jun	Jul	Aug	Sep	Oct	Nov	Dec	Totals
2014	272	387	309	349	420	413	450	445	519	364	318	266	4,512
2015	324	364	241	361	523	683	693	643	580	504	393	310	5,619
2016	331	446	334	454	463	472	578	523	493	363	315	331	5,103
2017	228	289	309	290	306	377	379	509	439	413	347	328	4,214
2018	226	339	317	334	375	541	557	549	470	0	0	0	3,708
Totals	1,381	1,825	1,510	1,788	2,087	2,486	2,657	2,669	2,501	1,644	1,373	1,235	23,156

Place: [LOGAN] LOGAN 128
 3200 ELLERTHORPE

Place Energy Profile

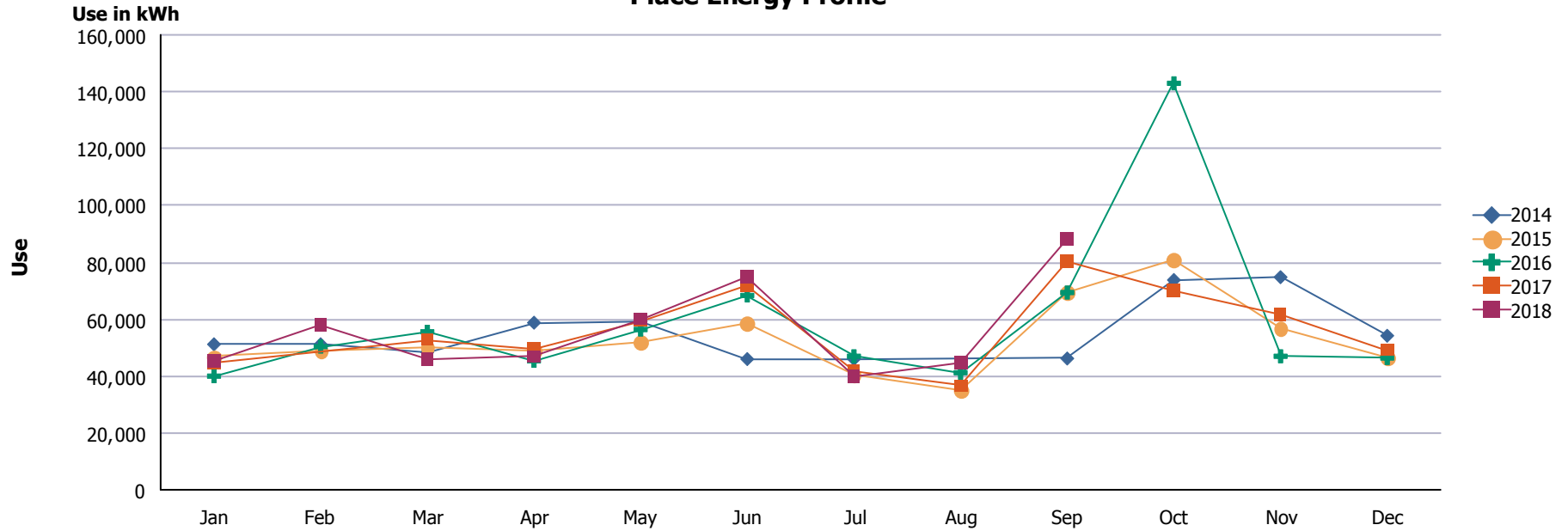


Year	Jan	Feb	Mar	Apr	May	Jun	Jul	Aug	Sep	Oct	Nov	Dec	Totals
2014	23,640	30,220	20,300	25,400	26,040	20,720	2,260	520	320	280	280	0	149,980
2015	0	19,600	37,800	49,400	47,400	69,200	65,400	73,400	72,200	61,800	42,600	28,000	566,800
2016	39,200	42,000	40,000	43,600	50,600	24,800	44,200	58,000	73,800	56,200	43,600	39,800	555,800
2017	33,600	40,000	42,000	45,800	48,600	62,400	51,200	61,600	71,400	61,600	42,000	38,600	598,800
2018	38,200	45,600	36,000	56,600	65,600	69,600	59,800	72,400	79,400	0	0	0	523,200
Totals	134,640	177,420	176,100	220,800	238,240	246,720	222,860	265,920	297,120	179,880	128,480	106,400	2,394,580

Place: [LUNDY_2] LUNDY

177

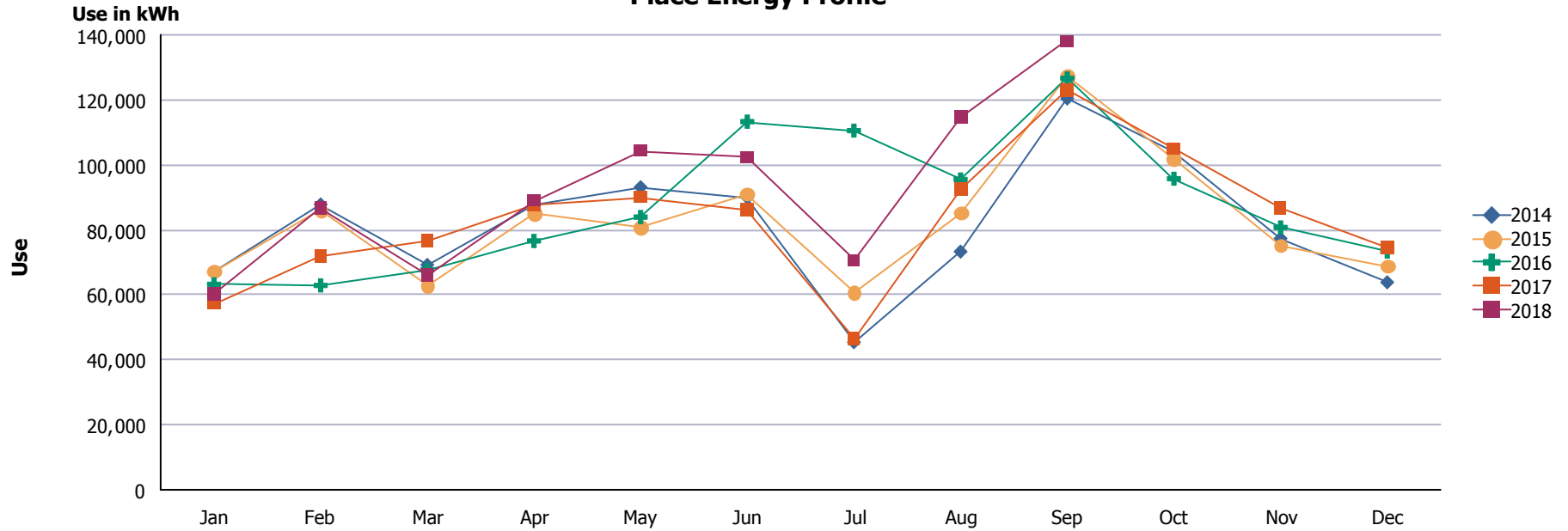
Place Energy Profile



Year	Jan	Feb	Mar	Apr	May	Jun	Jul	Aug	Sep	Oct	Nov	Dec	Totals
2014	51,200	51,200	48,400	58,800	59,200	46,000	46,000	0	46,200	73,800	74,800	54,200	609,800
2015	46,800	48,800	50,200	48,800	51,800	58,400	40,400	35,200	69,400	81,000	56,600	46,400	633,800
2016	40,000	50,400	55,600	45,400	56,400	68,400	47,000	41,200	69,400	143,000	47,000	46,400	710,200
2017	44,800	0	52,800	49,600	59,400	71,600	41,800	36,600	80,200	70,200	61,800	49,200	618,000
2018	45,400	58,000	45,800	46,800	60,000	75,000	39,800	44,800	88,200	0	0	0	503,800
Totals	228,200	208,400	252,800	249,400	286,800	319,400	215,000	157,800	353,400	368,000	240,200	196,200	3,075,600

Place: [MAC] MACARTHUR 129
 8101 WHITUS

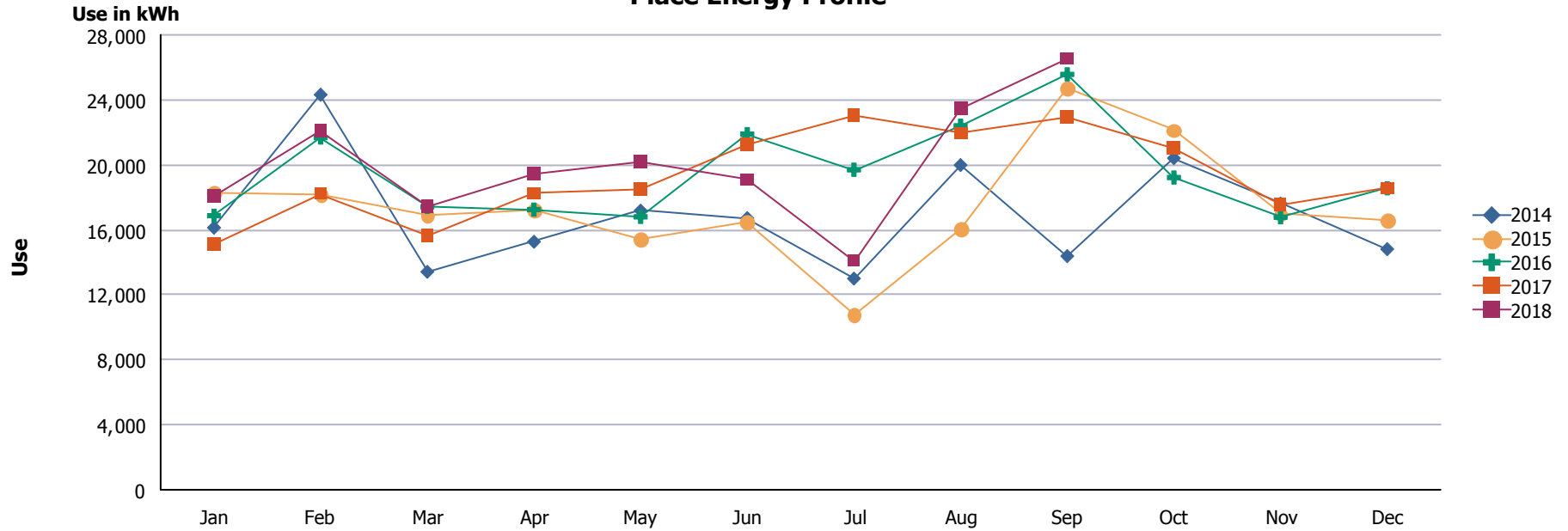
Place Energy Profile



Year	Jan	Feb	Mar	Apr	May	Jun	Jul	Aug	Sep	Oct	Nov	Dec	Totals
2014	67,000	87,840	69,240	87,800	93,160	89,960	45,440	73,320	120,440	103,920	77,360	63,880	979,360
2015	67,360	85,920	62,720	85,240	80,880	91,120	60,600	85,280	127,360	102,000	75,240	68,880	992,600
2016	63,280	62,920	67,680	76,600	83,960	113,320	110,560	95,520	126,640	95,760	80,760	73,320	1,050,320
2017	57,280	71,880	76,720	87,640	90,040	86,040	46,600	92,560	123,280	104,920	86,720	74,680	998,360
2018	60,200	86,680	65,960	89,000	104,280	102,280	70,560	114,680	138,160	0	0	0	831,800
Totals	315,120	395,240	342,320	426,280	452,320	482,720	333,760	461,360	635,880	406,600	320,080	280,760	4,852,440

Place: [MAGOFFIN] MAGOFFIN 047
 4931 HERCULES

Place Energy Profile

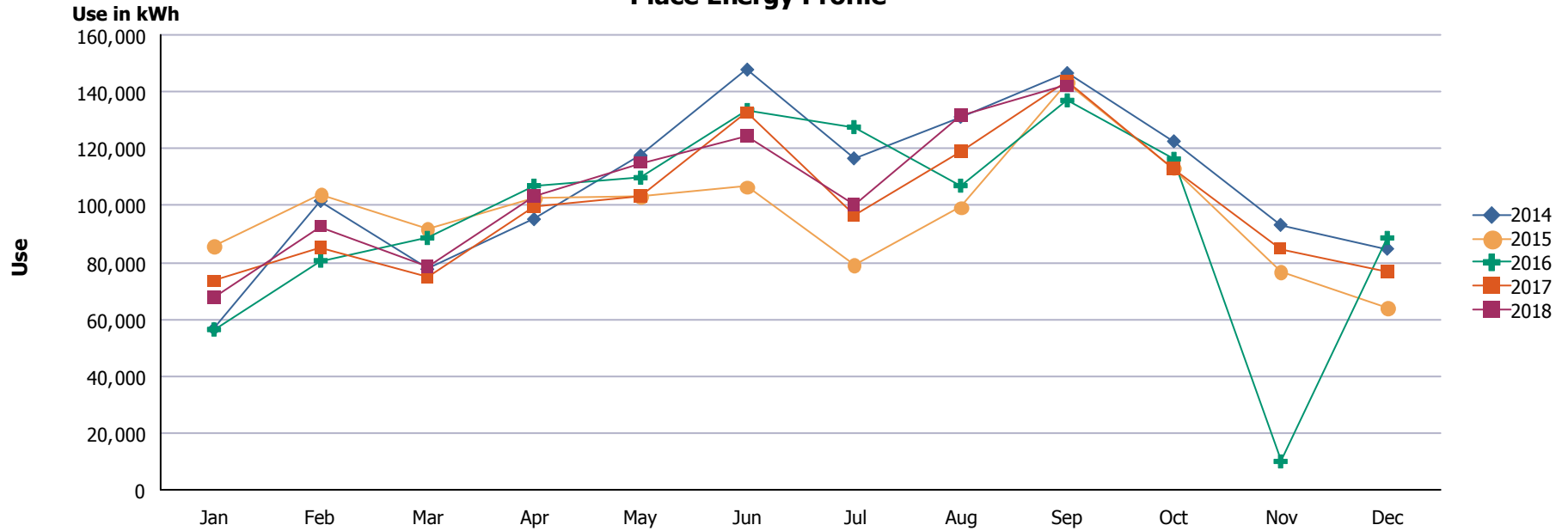


Year	Jan	Feb	Mar	Apr	May	Jun	Jul	Aug	Sep	Oct	Nov	Dec	Totals
2014	16,135	24,320	13,421	15,270	17,185	16,729	13,004	19,990	14,389	20,414	17,629	14,818	203,304
2015	18,315	18,160	16,921	17,250	15,425	16,459	10,764	16,030	24,734	22,145	16,970	16,558	209,731
2016	16,875	21,680	17,421	17,250	16,805	21,899	19,704	22,410	25,574	19,225	16,780	18,557	234,180
2017	15,135	18,220	15,641	18,229	18,505	21,238	23,023	21,929	22,954	21,045	17,570	18,558	232,046
2018	18,055	22,100	17,441	19,450	20,205	19,079	14,104	23,430	26,574	0	0	0	180,438
Totals	84,515	104,480	80,845	87,449	88,125	95,404	80,599	103,789	114,225	82,829	68,949	68,491	1,059,699

Place: [MAGOFFINNEWMIDDLESCHOOL] MAGOFFIN NEW MIDDLE SCHOOL

4931 Hercules

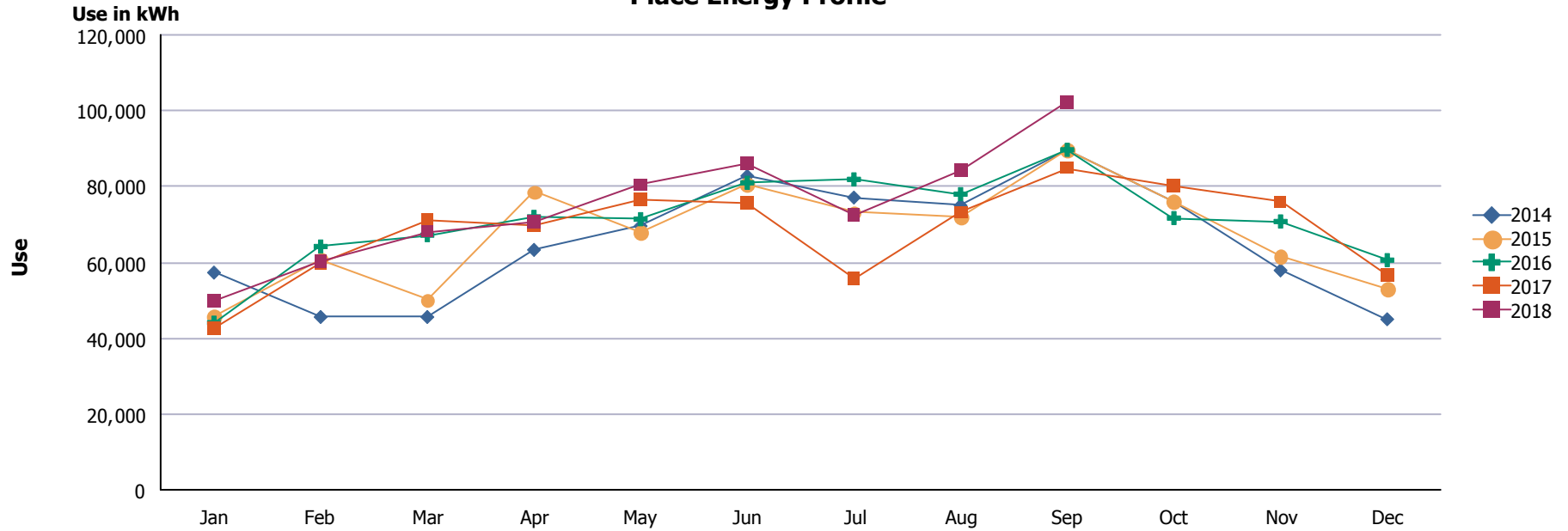
Place Energy Profile



Year	Jan	Feb	Mar	Apr	May	Jun	Jul	Aug	Sep	Oct	Nov	Dec	Totals
2014	56,600	101,600	77,600	95,200	117,600	147,800	116,600	131,200	146,600	122,600	93,200	84,800	1,291,400
2015	85,800	103,800	91,800	102,600	103,400	106,600	79,000	99,400	143,400	113,200	76,800	63,800	1,169,600
2016	56,400	80,600	88,600	107,000	109,800	133,600	127,600	107,000	137,000	116,400	10,000	88,600	1,162,600
2017	73,400	85,000	75,000	99,400	103,400	132,600	96,600	118,800	144,000	112,800	84,800	76,800	1,202,600
2018	67,600	92,600	78,600	103,400	115,000	124,400	100,200	131,600	142,200	0	0	0	955,600
Totals	339,800	463,600	411,600	507,600	549,200	645,000	520,000	588,000	713,200	465,000	264,800	314,000	5,781,800

Place: [MAXINE] MAXINE SILVA HEALTH MAGNET 011
 121 VAL VERDE

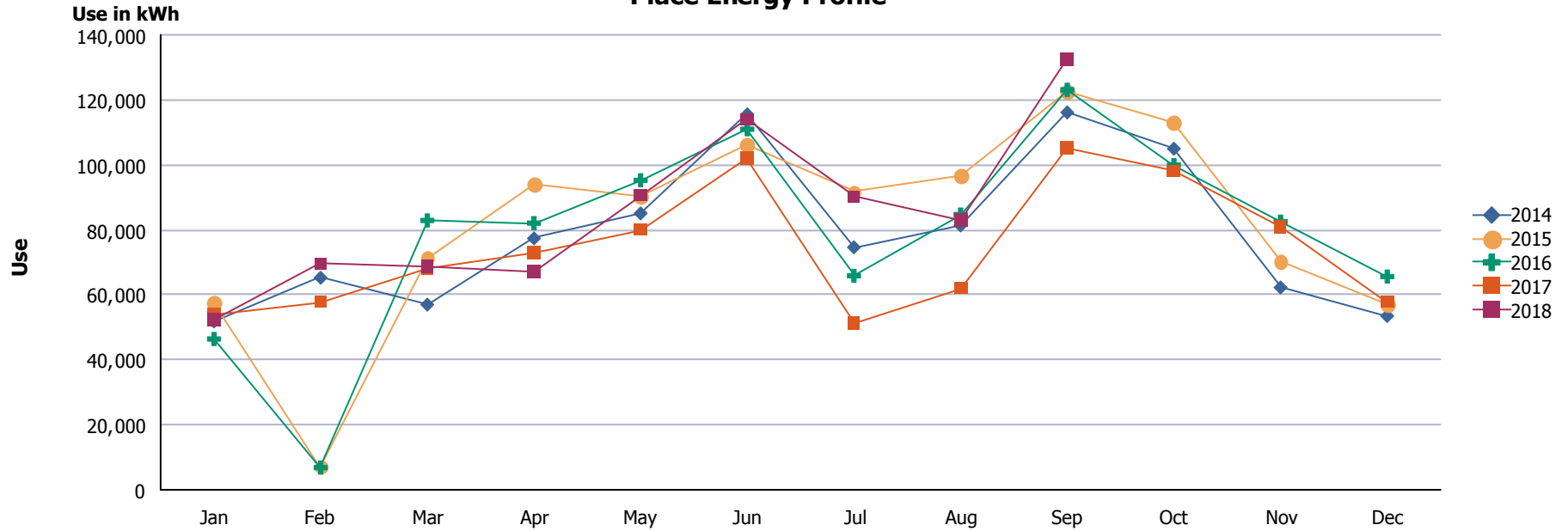
Place Energy Profile



Year	Jan	Feb	Mar	Apr	May	Jun	Jul	Aug	Sep	Oct	Nov	Dec	Totals
2014	57,300	45,600	45,600	63,300	69,600	82,800	77,100	75,000	89,700	75,900	57,900	45,000	784,800
2015	45,600	60,900	50,100	78,600	67,800	80,700	73,200	72,000	89,700	76,200	61,500	53,100	809,400
2016	44,100	64,200	67,200	72,000	71,400	81,000	81,900	78,000	89,700	71,700	70,800	60,600	852,600
2017	42,600	59,700	71,100	69,600	76,500	75,600	55,800	73,200	84,900	80,100	75,900	56,700	821,700
2018	49,800	60,300	68,100	70,500	80,400	86,100	72,300	84,300	102,300	0	0	0	674,100
Totals	239,400	290,700	302,100	354,000	365,700	406,200	360,300	382,500	456,300	303,900	266,100	215,400	3,942,600

Place: [MESITA] MESITA 130
 500 ALETHEA

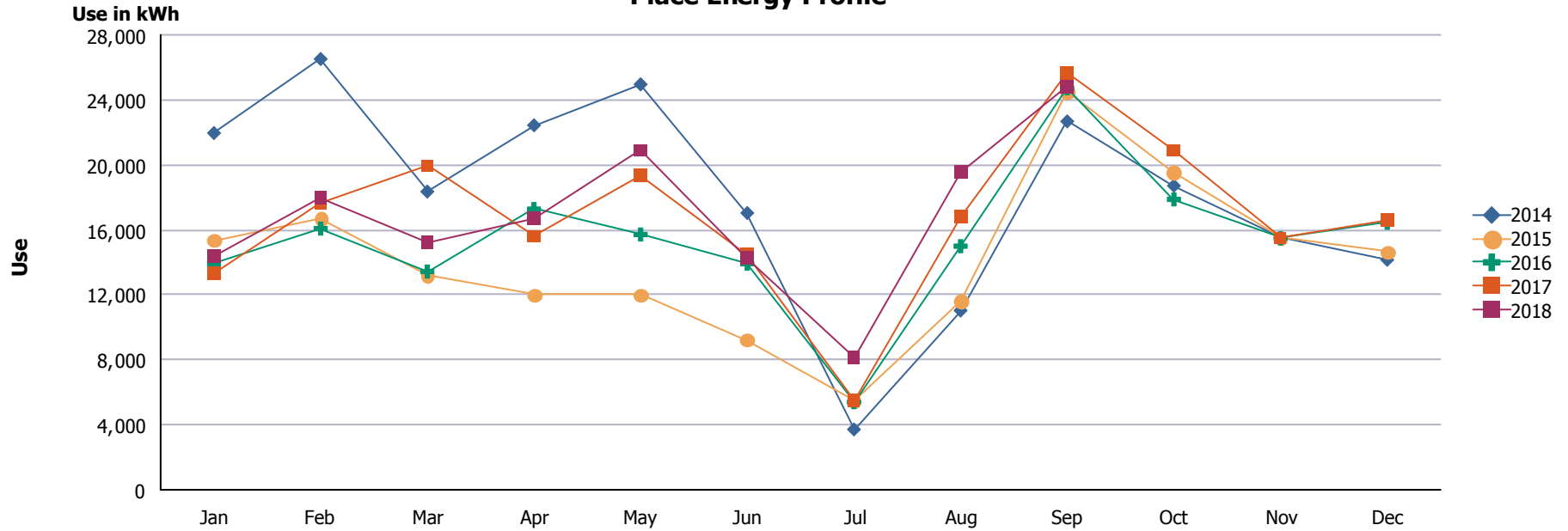
Place Energy Profile



Year	Jan	Feb	Mar	Apr	May	Jun	Jul	Aug	Sep	Oct	Nov	Dec	Totals
2014	51,840	65,280	57,000	77,400	85,080	115,560	74,640	81,360	116,160	105,000	62,280	53,520	945,120
2015	57,480	7,120	71,160	94,080	90,360	106,200	91,680	96,600	122,400	112,920	70,080	57,000	977,080
2016	46,440	6,850	82,920	82,080	95,280	111,000	65,880	84,720	123,120	99,960	82,560	65,640	946,450
2017	54,000	57,840	68,160	73,080	80,040	102,000	51,360	62,040	105,000	98,040	80,760	57,840	890,160
2018	52,200	69,480	68,640	66,960	90,600	113,880	90,120	83,040	132,720	0	0	0	767,640
Totals	261,960	206,570	347,880	393,600	441,360	548,640	373,680	407,760	599,400	415,920	295,680	234,000	4,526,450

Place: [MILAM] MILAM 131
 5000 LUKE

Place Energy Profile



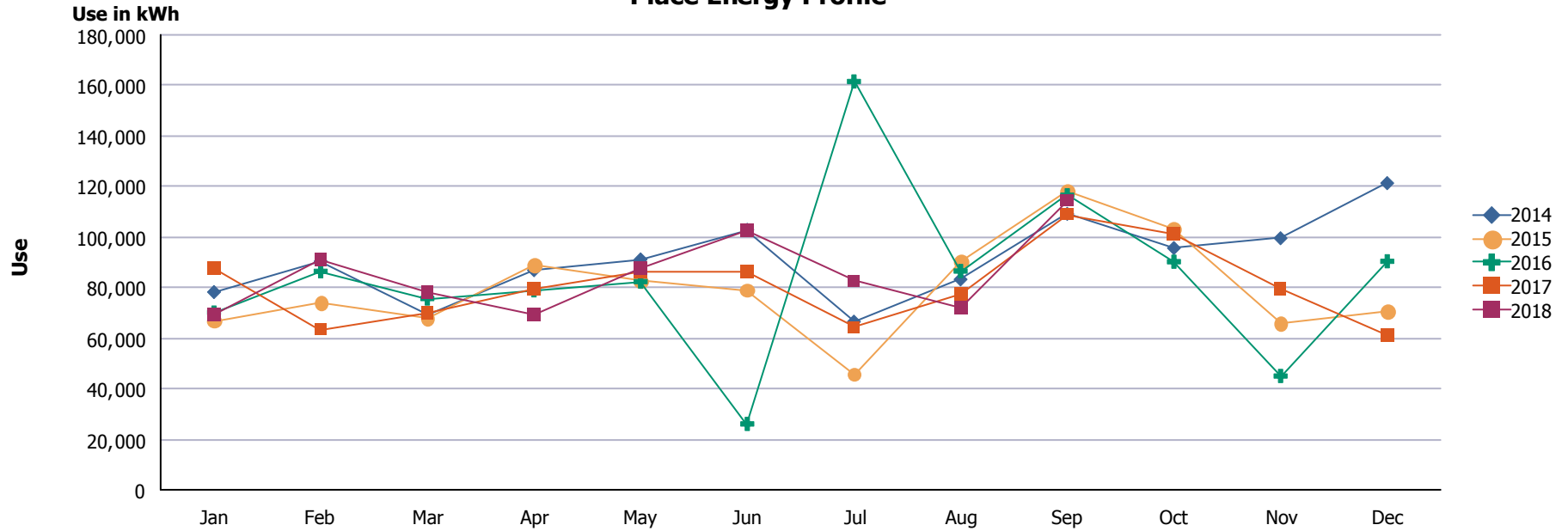
Year	Jan	Feb	Mar	Apr	May	Jun	Jul	Aug	Sep	Oct	Nov	Dec	Totals
2014	21,960	26,520	18,360	22,440	24,960	17,040	3,720	11,040	22,680	18,720	15,480	14,160	217,080
2015	15,360	16,680	13,200	12,000	12,000	9,240	5,520	11,640	24,480	19,560	15,480	14,640	169,800
2016	13,920	16,080	13,440	17,280	15,720	13,920	5,400	15,000	24,720	17,880	15,480	16,440	185,280
2017	13,320	17,640	19,920	15,600	19,320	14,520	5,520	16,800	25,680	20,880	15,480	16,560	201,240
2018	14,400	18,000	15,240	16,680	20,880	14,280	8,160	19,560	24,840	0	0	0	152,040
Totals	78,960	94,920	80,160	84,000	92,880	69,000	28,320	74,040	122,400	77,040	61,920	61,800	925,440

Place: [MOREHEAD] MOREHEAD

046

5625 CONFETTI

Place Energy Profile

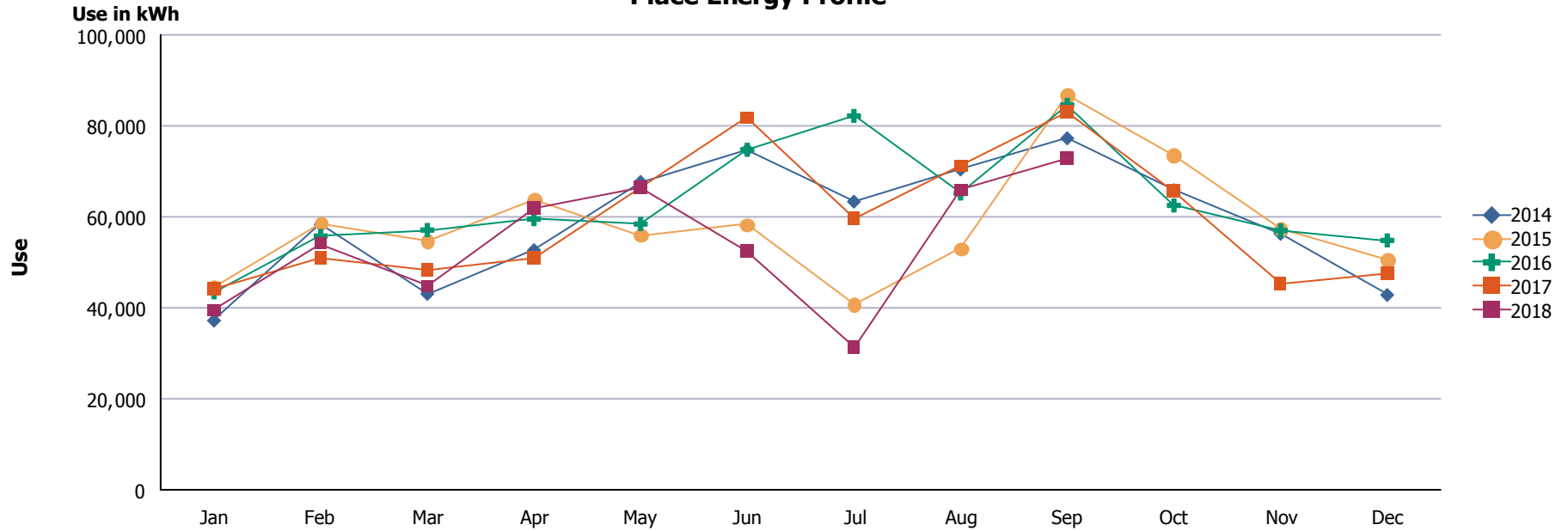


Year	Jan	Feb	Mar	Apr	May	Jun	Jul	Aug	Sep	Oct	Nov	Dec	Totals
2014	78,275	90,442	69,247	86,914	91,172	102,900	66,564	83,273	109,219	95,671	99,563	121,371	1,094,611
2015	66,811	74,209	68,167	89,153	82,594	79,060	45,764	90,233	118,107	103,151	66,009	70,735	953,993
2016	70,195	86,482	75,727	78,953	82,427	26,100	161,604	86,593	116,585	90,284	45,065	90,447	1,010,462
2017	87,700	63,474	69,807	79,313	86,500	86,260	64,284	77,513	108,977	101,119	79,510	60,948	965,405
2018	69,093	90,922	77,927	69,119	87,733	102,397	82,564	72,153	114,414	0	0	0	766,322
Totals	372,074	405,529	360,875	403,452	430,426	396,717	420,780	409,765	567,302	390,225	290,147	343,501	4,790,793

Place: [MOYE_2] HR MOYE

4825 Alps Dr

Place Energy Profile

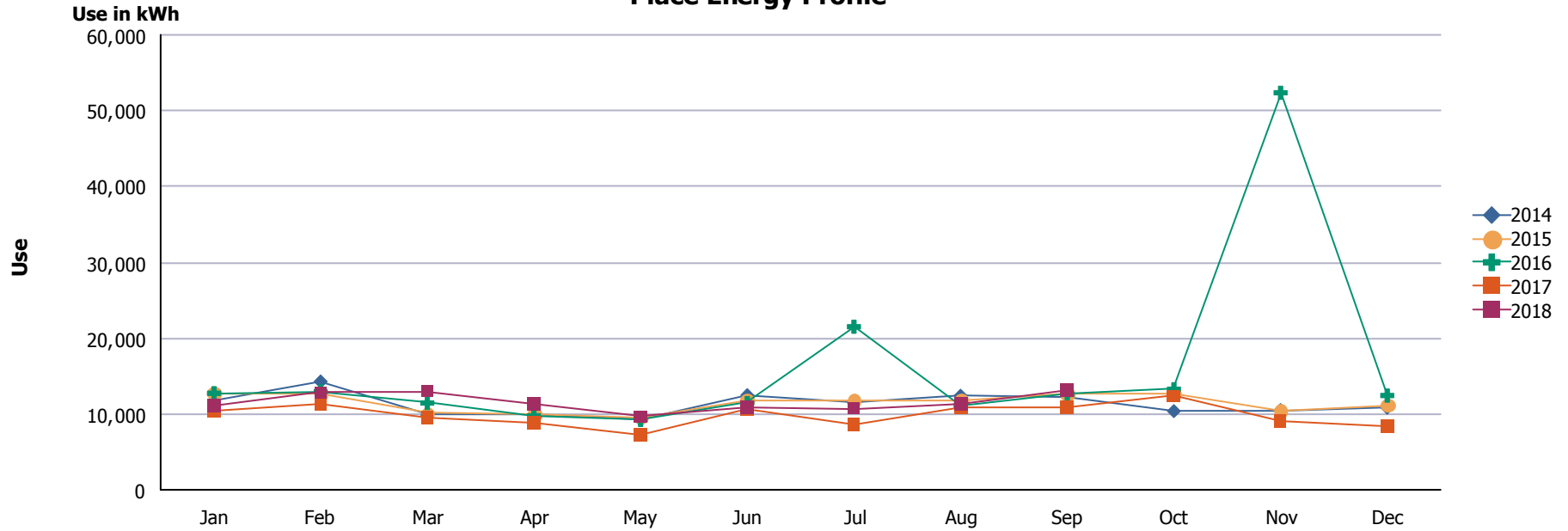


Year	Jan	Feb	Mar	Apr	May	Jun	Jul	Aug	Sep	Oct	Nov	Dec	Totals
2014	37,200	58,320	43,080	52,680	67,680	74,760	63,360	70,440	77,280	65,880	56,280	42,840	709,800
2015	44,400	58,680	54,840	63,720	56,040	58,320	40,800	53,040	86,880	73,560	57,240	50,640	698,160
2016	43,440	55,800	57,120	59,520	58,440	74,760	82,200	65,160	84,600	62,520	57,000	54,840	755,400
2017	44,280	50,880	48,240	51,000	66,240	81,720	59,520	71,160	83,040	65,760	45,240	47,520	714,600
2018	39,480	54,120	44,760	61,920	66,480	52,560	31,200	65,880	72,720	0	0	0	489,120
Totals	208,800	277,800	248,040	288,840	314,880	342,120	277,080	325,680	404,520	267,720	215,760	195,840	3,367,080

Place: [MULTI-MEDIA CENTER] MULTI-MEDIA CENTER

4864 DONIPHAN

Place Energy Profile

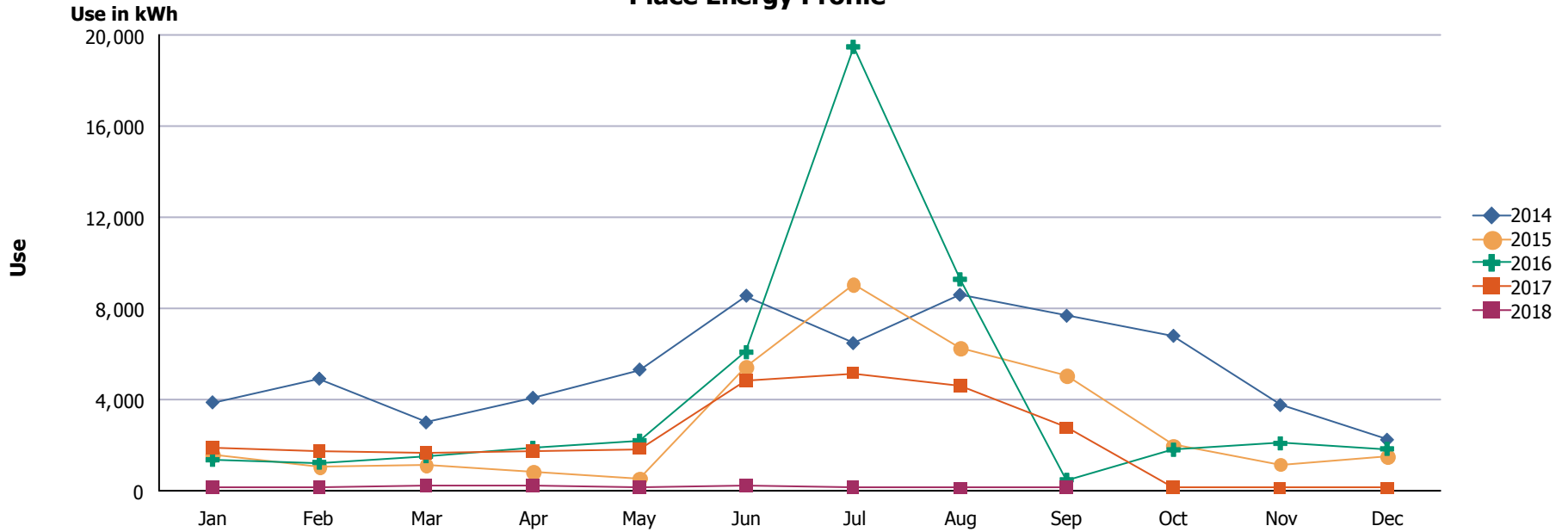


Year	Jan	Feb	Mar	Apr	May	Jun	Jul	Aug	Sep	Oct	Nov	Dec	Totals
2014	11,745	14,291	9,855	9,893	9,237	12,492	11,471	12,413	12,267	10,390	10,526	10,836	135,416
2015	12,786	12,611	10,093	9,973	9,597	11,732	11,831	11,693	12,669	12,630	10,412	11,182	137,209
2016	12,746	12,971	11,455	9,773	9,236	11,452	21,511	11,133	12,589	13,270	52,376	12,436	190,948
2017	10,426	11,210	9,574	8,893	7,276	10,532	8,631	10,813	10,829	12,350	9,086	8,397	118,017
2018	11,105	12,822	13,015	11,373	9,637	10,932	10,751	11,333	13,188	0	0	0	104,156
Totals	58,808	63,905	53,992	49,905	44,983	57,140	64,195	57,385	61,542	48,640	82,400	42,851	685,746

Place: [NE AREA OFFICES] N.E. AREA OFFICES 882

5012 MARIE TOBIN

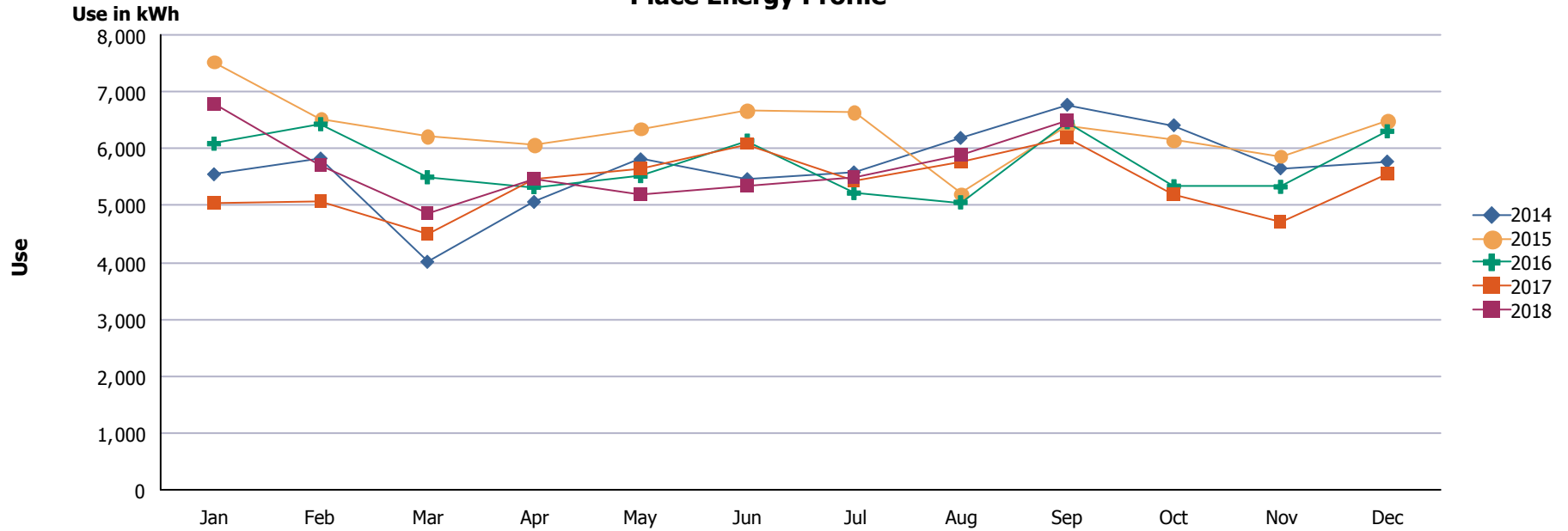
Place Energy Profile



Year	Jan	Feb	Mar	Apr	May	Jun	Jul	Aug	Sep	Oct	Nov	Dec	Totals
2014	3,880	4,920	3,000	4,080	5,320	8,560	6,480	8,600	7,680	6,800	3,760	2,240	65,320
2015	1,560	1,040	1,120	840	560	5,440	9,080	6,240	5,040	2,000	1,160	1,520	35,600
2016	1,360	1,240	1,520	1,880	2,200	6,080	19,480	9,280	480	1,800	2,080	1,840	49,240
2017	1,880	1,760	1,640	1,720	1,840	4,840	5,160	4,600	2,760	160	120	120	26,600
2018	160	160	200	200	160	240	160	120	160	0	0	0	1,560
Totals	8,840	9,120	7,480	8,720	10,080	25,160	40,360	28,840	16,120	10,760	7,120	5,720	178,320

Place: [NE TRANSPORTATION] N.E. TRANSPORTATION 826
 TRANS MOUNTAIN

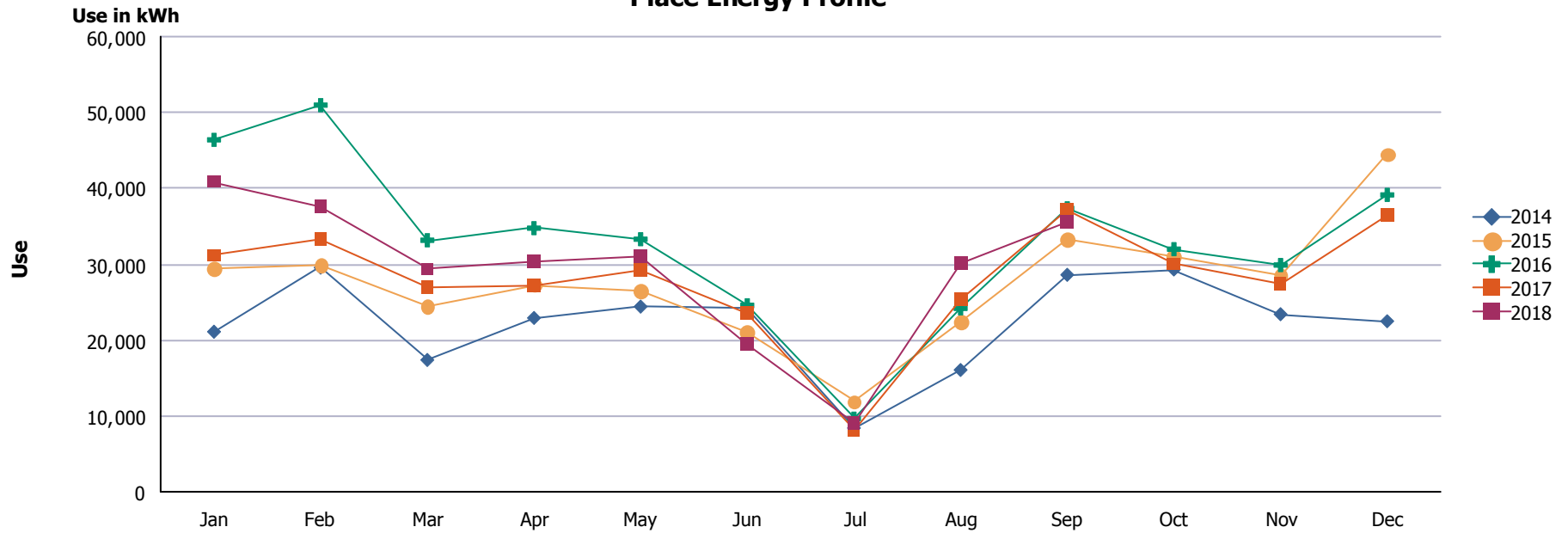
Place Energy Profile



Year	Jan	Feb	Mar	Apr	May	Jun	Jul	Aug	Sep	Oct	Nov	Dec	Totals
2014	5,550	5,827	4,011	5,063	5,814	5,465	5,584	6,189	6,772	6,412	5,654	5,774	68,115
2015	7,529	6,521	6,218	6,069	6,353	6,663	6,646	5,210	6,407	6,144	5,868	6,487	76,115
2016	6,088	6,431	5,498	5,323	5,517	6,142	5,220	5,056	6,464	5,340	5,329	6,306	68,714
2017	5,040	5,081	4,498	5,461	5,643	6,080	5,439	5,760	6,197	5,189	4,701	5,554	64,643
2018	6,798	5,716	4,855	5,465	5,192	5,347	5,496	5,897	6,500	0	0	0	51,266
Totals	31,005	29,576	25,080	27,381	28,519	29,697	28,385	28,112	32,340	23,085	21,552	24,121	328,853

Place: [NEWMAN] NEWMAN ELEMENTARY 133
 10275 ALCAN

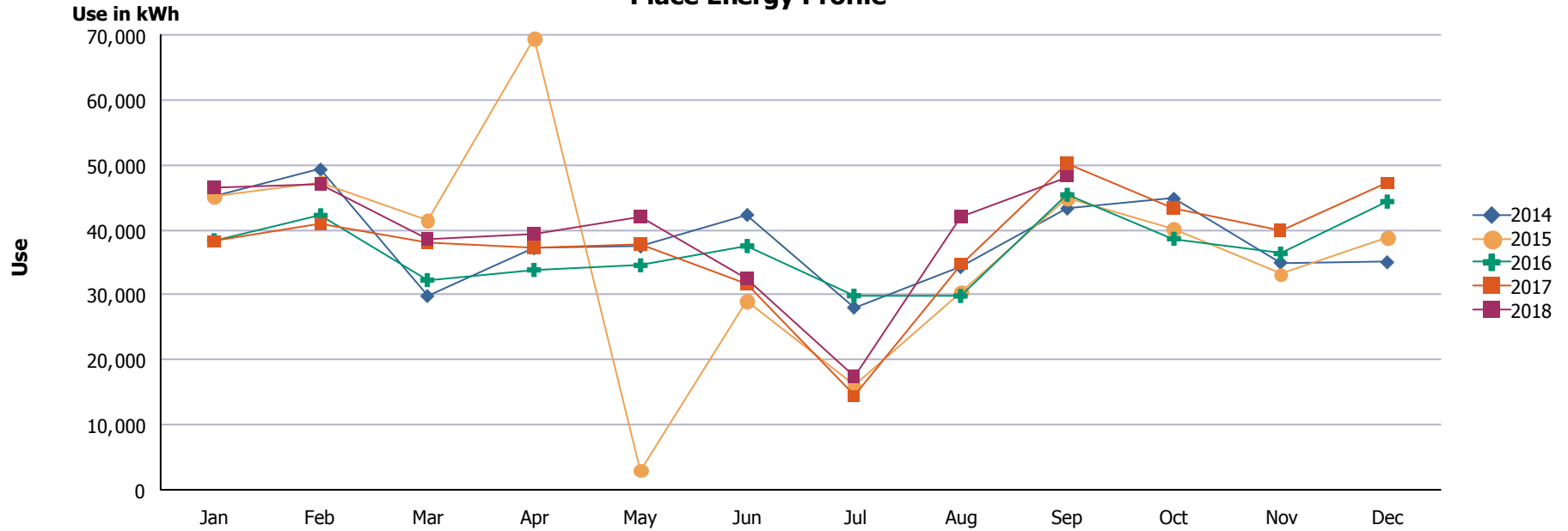
Place Energy Profile



Year	Jan	Feb	Mar	Apr	May	Jun	Jul	Aug	Sep	Oct	Nov	Dec	Totals
2014	21,109	29,553	17,389	22,925	24,417	24,246	8,421	16,067	28,613	29,306	23,417	22,491	267,954
2015	29,431	29,920	24,387	27,280	26,521	20,987	11,913	22,335	33,294	31,001	28,608	44,525	330,202
2016	46,406	50,970	33,166	34,760	33,300	24,600	9,652	24,191	37,367	31,992	29,898	39,150	395,452
2017	31,152	33,281	26,972	27,185	29,139	23,617	8,140	25,377	37,201	30,027	27,341	36,383	335,815
2018	40,867	37,512	29,322	30,385	30,976	19,450	9,082	30,039	35,625	0	0	0	263,258
Totals	168,965	181,236	131,236	142,535	144,353	112,900	47,208	118,009	172,100	122,326	109,264	142,549	1,592,681

Place: [NIXON] L.A. NIXON 161
 11141 LOMA ROJA DRIVE

Place Energy Profile

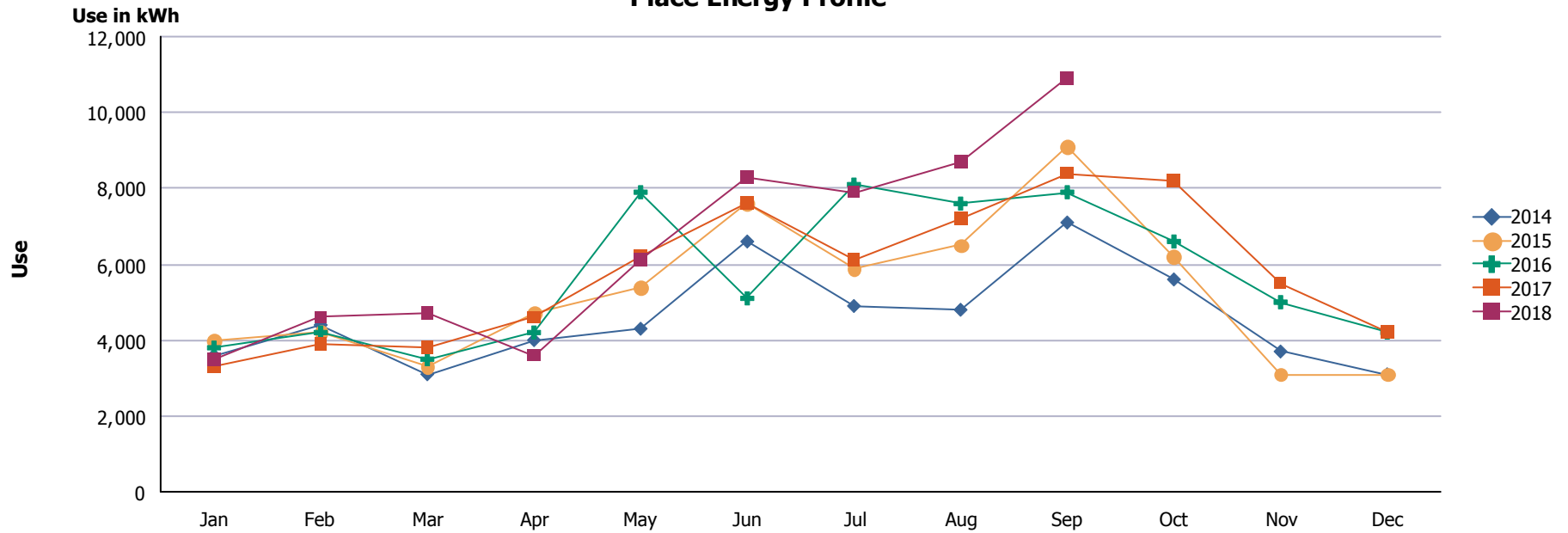


Year	Jan	Feb	Mar	Apr	May	Jun	Jul	Aug	Sep	Oct	Nov	Dec	Totals
2014	45,300	49,280	29,820	37,160	37,460	42,300	28,040	34,280	43,280	44,780	34,960	35,020	461,680
2015	45,140	47,200	41,400	69,480	3,000	29,120	16,000	30,480	44,840	40,240	33,160	38,800	438,860
2016	38,400	42,240	32,280	33,840	34,560	37,520	29,880	29,840	45,400	38,640	36,360	44,360	443,320
2017	38,200	40,840	38,080	37,240	37,760	31,720	14,431	34,720	50,120	43,240	39,920	47,160	453,431
2018	46,560	47,040	38,640	39,400	42,040	32,520	17,440	41,920	48,200	0	0	0	353,760
Totals	213,600	226,600	180,220	217,120	154,820	173,180	105,791	171,240	231,840	166,900	144,400	165,340	2,151,051

Place: [OCC. CTR] OCCUPATIONAL CTR.

5300 WARRIORS

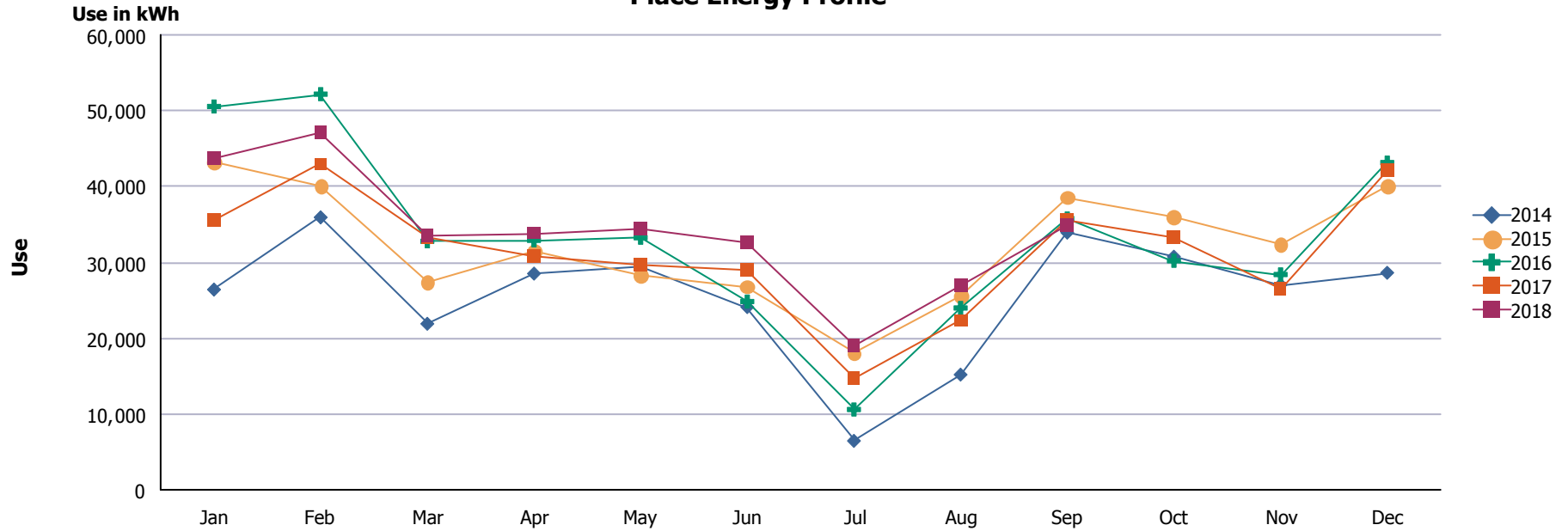
Place Energy Profile



Year	Jan	Feb	Mar	Apr	May	Jun	Jul	Aug	Sep	Oct	Nov	Dec	Totals
2014	3,600	4,400	3,100	4,000	4,300	6,600	4,900	4,800	7,100	5,600	3,700	3,100	55,200
2015	4,000	4,200	3,300	4,700	5,400	7,600	5,900	6,500	9,100	6,200	3,100	3,100	63,100
2016	3,800	4,200	3,500	4,200	7,900	5,100	8,100	7,600	7,900	6,600	5,000	4,200	68,100
2017	3,300	3,900	3,800	4,600	6,200	7,600	6,100	7,200	8,400	8,200	5,500	4,200	69,000
2018	3,500	4,600	4,700	3,600	6,100	8,300	7,900	8,700	10,900	0	0	0	58,300
Totals	18,200	21,300	18,400	21,100	29,900	35,200	32,900	34,800	43,400	26,600	17,300	14,600	313,700

Place: [PARK] PARK 134
 3601 EDGAR PARK

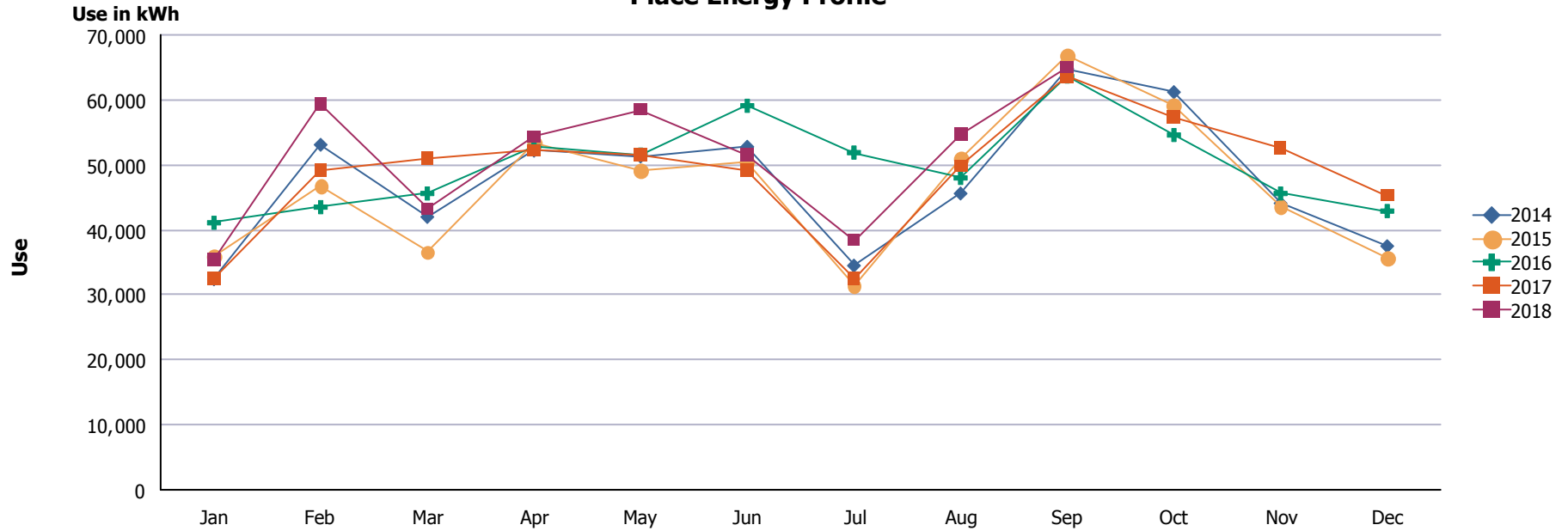
Place Energy Profile



Year	Jan	Feb	Mar	Apr	May	Jun	Jul	Aug	Sep	Oct	Nov	Dec	Totals
2014	26,416	35,939	21,905	28,525	29,365	24,105	6,464	15,198	33,927	30,755	27,050	28,632	308,281
2015	43,168	40,154	27,360	31,496	28,298	26,815	18,028	25,596	38,594	36,032	32,322	40,064	387,927
2016	50,566	52,191	32,787	32,915	33,257	24,836	10,604	23,990	35,788	30,221	28,409	43,158	398,722
2017	35,628	42,914	33,222	30,752	29,607	29,017	14,712	22,332	35,525	33,263	26,501	42,168	375,641
2018	43,685	47,077	33,461	33,836	34,491	32,545	19,093	27,019	34,833	0	0	0	306,040
Totals	199,463	218,275	148,735	157,524	155,018	137,318	68,901	114,135	178,667	130,271	114,282	154,022	1,776,611

Place: [PAUL MORENO_1] PAUL MORENO 167
 2300 San Diego Ave

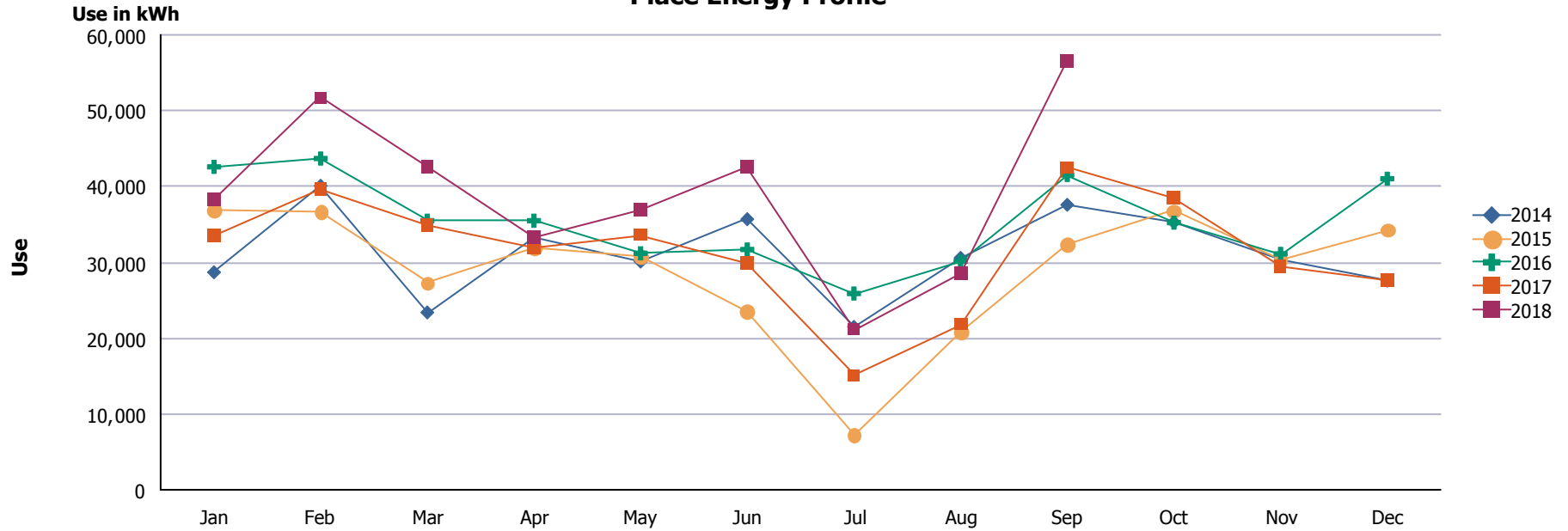
Place Energy Profile



Year	Jan	Feb	Mar	Apr	May	Jun	Jul	Aug	Sep	Oct	Nov	Dec	Totals
2014	32,400	53,100	42,000	52,200	51,300	52,800	34,500	45,600	64,800	61,200	44,100	37,500	571,500
2015	36,000	46,800	36,600	53,400	49,200	50,400	31,500	51,000	66,900	59,100	43,500	35,700	560,100
2016	41,100	43,500	45,600	52,800	51,600	59,100	51,900	48,000	63,600	54,600	45,600	42,900	600,300
2017	32,400	49,200	51,000	52,200	51,600	49,200	32,400	49,800	63,600	57,300	52,500	45,300	586,500
2018	35,400	59,400	43,200	54,300	58,500	51,600	38,400	54,600	65,100	0	0	0	460,500
Totals	177,300	252,000	218,400	264,900	262,200	263,100	188,700	249,000	324,000	232,200	185,700	161,400	2,778,900

Place: [POLK] POLK 159
 940 BELVIDERE

Place Energy Profile

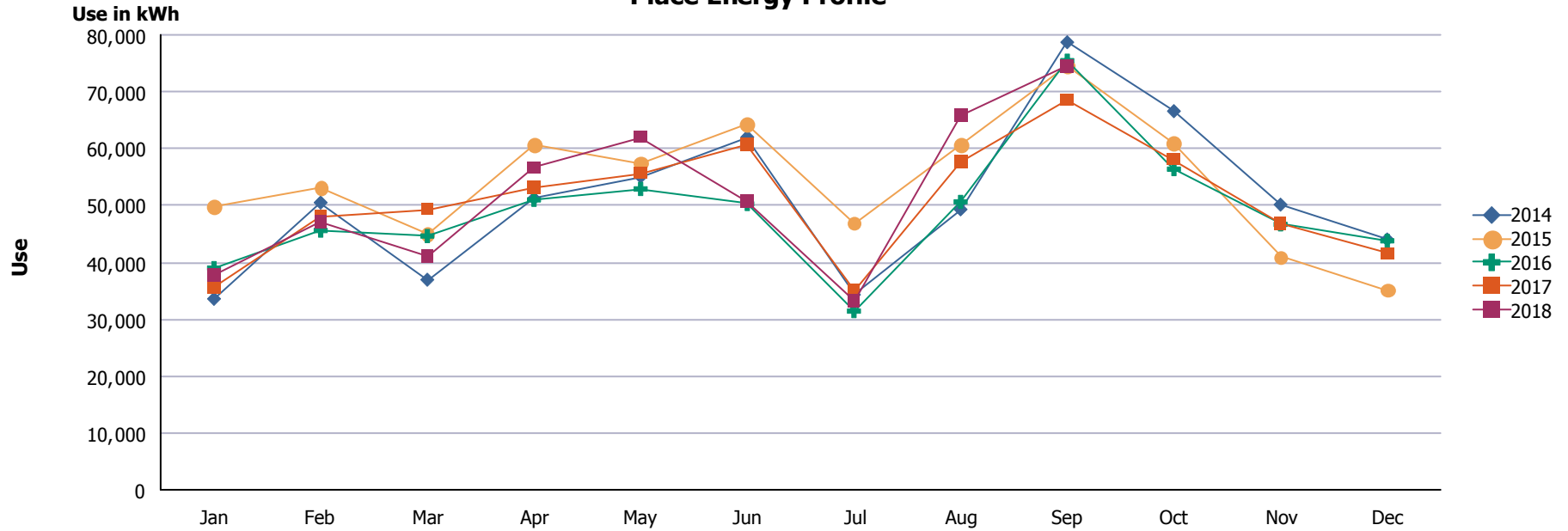


Year	Jan	Feb	Mar	Apr	May	Jun	Jul	Aug	Sep	Oct	Nov	Dec	Totals
2014	28,700	40,100	23,400	33,300	30,100	35,700	21,500	30,600	37,600	35,300	30,300	27,600	374,200
2015	36,900	36,700	27,300	32,000	30,800	23,500	7,200	20,900	32,300	36,800	30,400	34,300	349,100
2016	42,600	43,700	35,500	35,500	31,200	31,700	25,900	30,140	41,540	35,240	31,120	41,040	425,180
2017	33,500	39,560	34,820	31,840	33,600	29,840	15,080	21,840	42,480	38,440	29,460	27,580	378,040
2018	38,200	51,760	42,600	33,220	36,960	42,600	21,160	28,580	56,660	0	0	0	351,740
Totals	179,900	211,820	163,620	165,860	162,660	163,340	90,840	132,060	210,580	145,780	121,280	130,520	1,878,260

Place: [POWELL_2] POWELL

175

Place Energy Profile

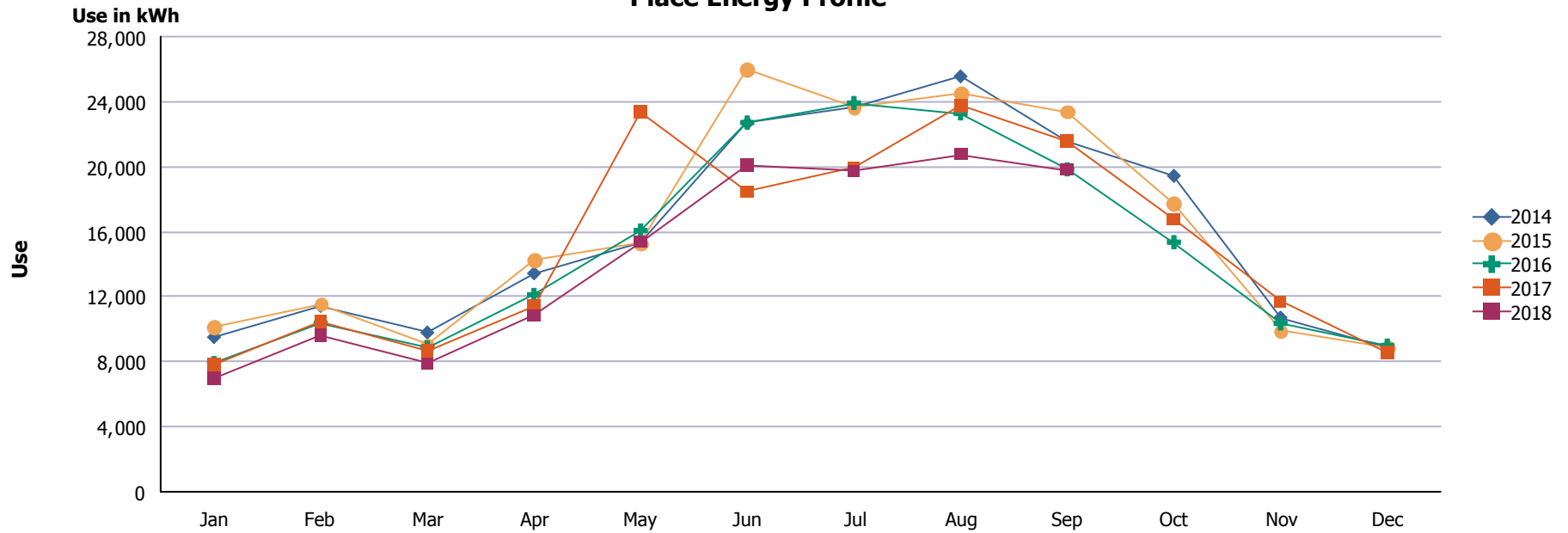


Year	Jan	Feb	Mar	Apr	May	Jun	Jul	Aug	Sep	Oct	Nov	Dec	Totals
2014	33,600	50,520	36,960	51,240	55,080	62,040	34,320	49,320	78,720	66,600	50,160	44,040	612,600
2015	49,800	53,040	45,000	60,600	57,480	64,320	46,920	60,720	74,640	61,080	40,920	35,160	649,680
2016	39,000	45,600	44,640	51,000	52,920	50,280	31,440	50,640	75,480	56,400	46,680	43,800	587,880
2017	35,640	48,000	49,320	53,040	55,680	60,600	35,160	57,600	68,640	58,080	46,800	41,520	610,080
2018	37,800	47,160	41,040	56,640	62,040	50,640	33,240	65,880	74,520	0	0	0	468,960
Totals	195,840	244,320	216,960	272,520	283,200	287,880	181,080	284,160	372,000	242,160	184,560	164,520	2,929,200

Place: [PROFESSIONAL DEV] EPISD PROF DEVELOPMENT CENTER931

6500 BOEING DR. BUILDING K

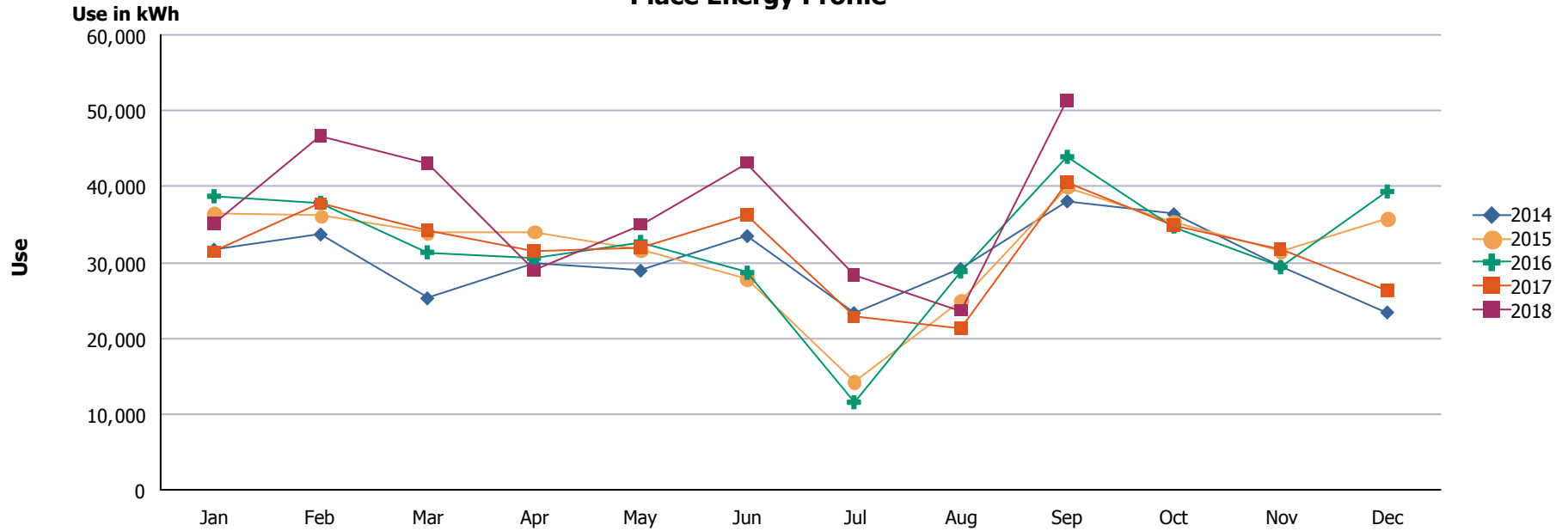
Place Energy Profile



Year	Jan	Feb	Mar	Apr	May	Jun	Jul	Aug	Sep	Oct	Nov	Dec	Totals
2014	9,520	11,440	9,800	13,440	15,280	22,680	23,680	25,560	21,600	19,440	10,720	8,840	192,000
2015	10,120	11,560	9,040	14,240	15,280	26,000	23,680	24,520	23,400	17,720	9,880	8,840	194,280
2016	7,920	10,360	8,880	12,120	16,080	22,720	23,920	23,280	19,840	15,360	10,360	9,000	179,840
2017	7,800	10,480	8,680	11,440	23,360	18,440	19,920	23,800	21,560	16,760	11,680	8,560	182,480
2018	7,000	9,600	7,880	10,840	15,360	20,080	19,720	20,760	19,800	0	0	0	131,040
Totals	42,360	53,440	44,280	62,080	85,360	109,920	110,920	117,920	106,200	69,280	42,640	35,240	879,640

Place: [PUTNAM] PUTNAM 135
 6508 FIESTA

Place Energy Profile

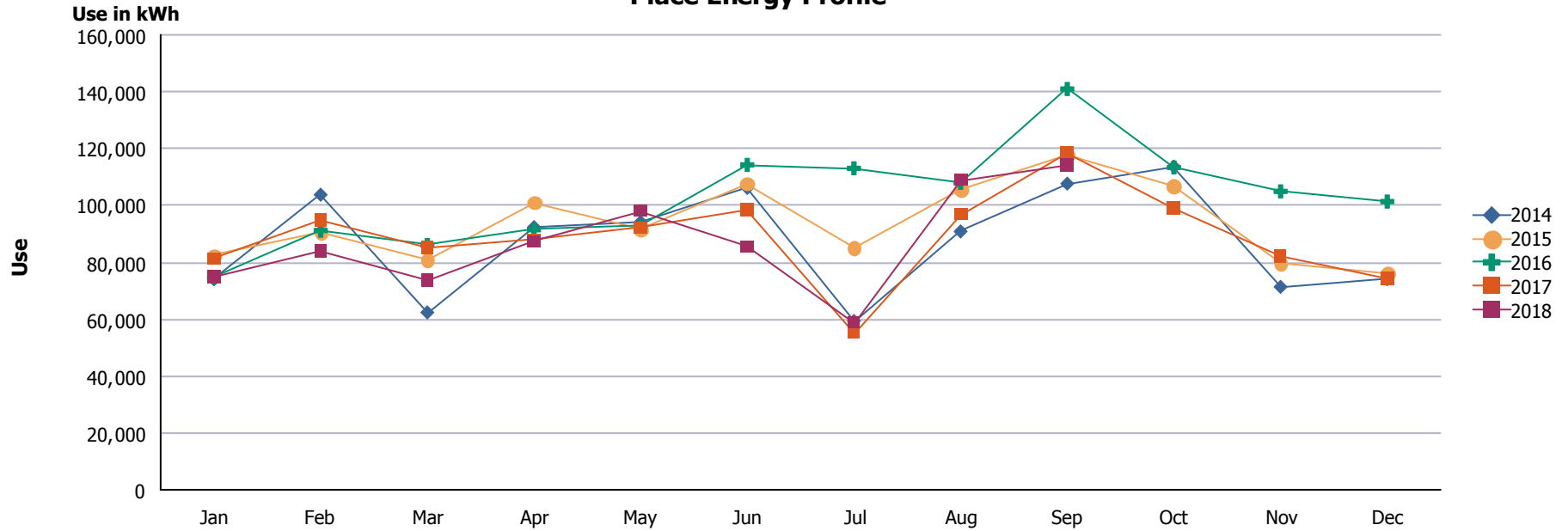


Year	Jan	Feb	Mar	Apr	May	Jun	Jul	Aug	Sep	Oct	Nov	Dec	Totals
2014	31,685	33,681	25,258	29,811	28,898	33,461	23,310	29,133	38,048	36,356	29,458	23,395	362,494
2015	36,390	36,120	33,948	34,066	31,596	27,844	14,253	25,010	39,932	35,422	31,412	35,830	381,823
2016	38,725	37,861	31,334	30,547	32,705	28,647	11,554	28,792	43,930	34,751	29,355	39,359	387,560
2017	31,386	37,702	34,181	31,483	31,906	36,255	22,770	21,274	40,578	34,840	31,654	26,223	380,252
2018	35,148	46,573	42,987	28,893	34,955	43,111	28,318	23,630	51,371	0	0	0	334,986
Totals	173,334	191,937	167,708	154,800	160,060	169,318	100,205	127,839	213,859	141,369	121,879	124,807	1,847,115

Place: [RICHARDS] RICHARDSON

11350 LOMA FRANKLIN DR

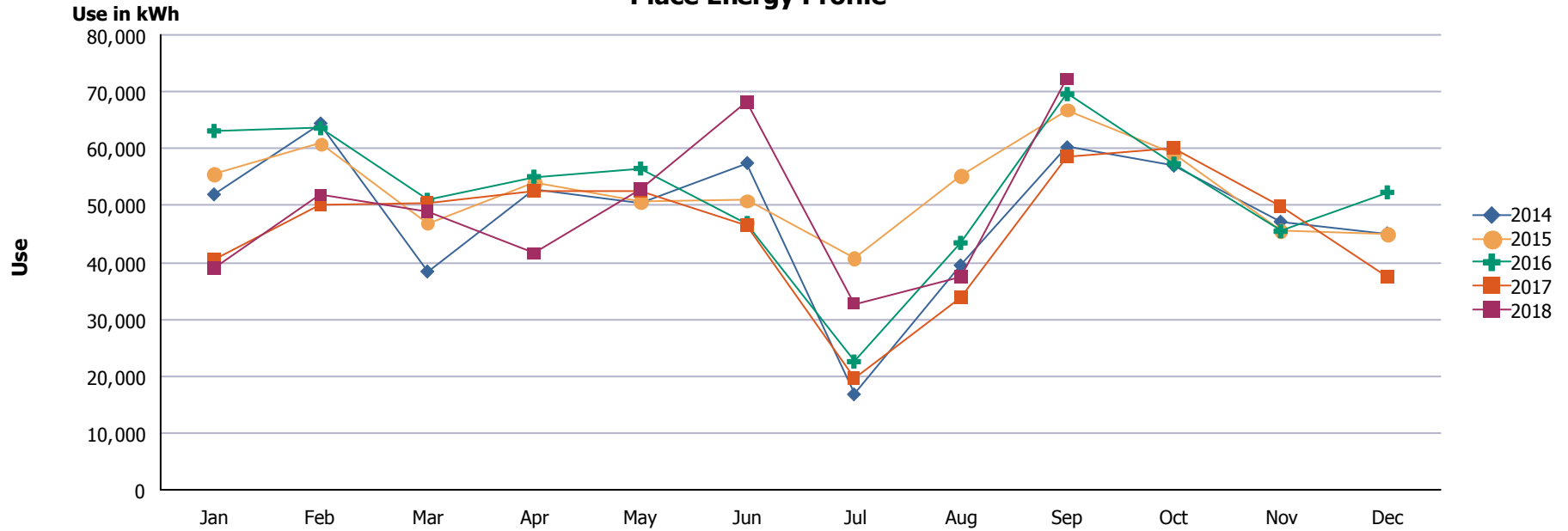
Place Energy Profile



Year	Jan	Feb	Mar	Apr	May	Jun	Jul	Aug	Sep	Oct	Nov	Dec	Totals
2014	74,100	103,800	62,400	92,400	94,200	106,200	59,400	90,900	107,700	113,700	71,400	74,100	1,050,300
2015	82,500	90,600	80,700	101,100	91,500	107,700	85,200	105,600	117,900	106,800	79,500	76,200	1,125,300
2016	74,700	91,200	86,100	91,500	92,700	114,300	113,100	108,000	141,000	113,400	105,000	101,400	1,232,400
2017	81,300	94,800	85,200	87,900	92,100	98,400	55,200	96,900	118,500	99,000	82,200	74,100	1,065,600
2018	75,000	84,000	73,500	87,300	98,100	85,500	58,800	108,900	114,300	0	0	0	785,400
Totals	387,600	464,400	387,900	460,200	468,600	512,100	371,700	510,300	599,400	432,900	338,100	325,800	5,259,000

Place: [RIVERA] RIVERA 156
 6445 ESCONDIDO

Place Energy Profile



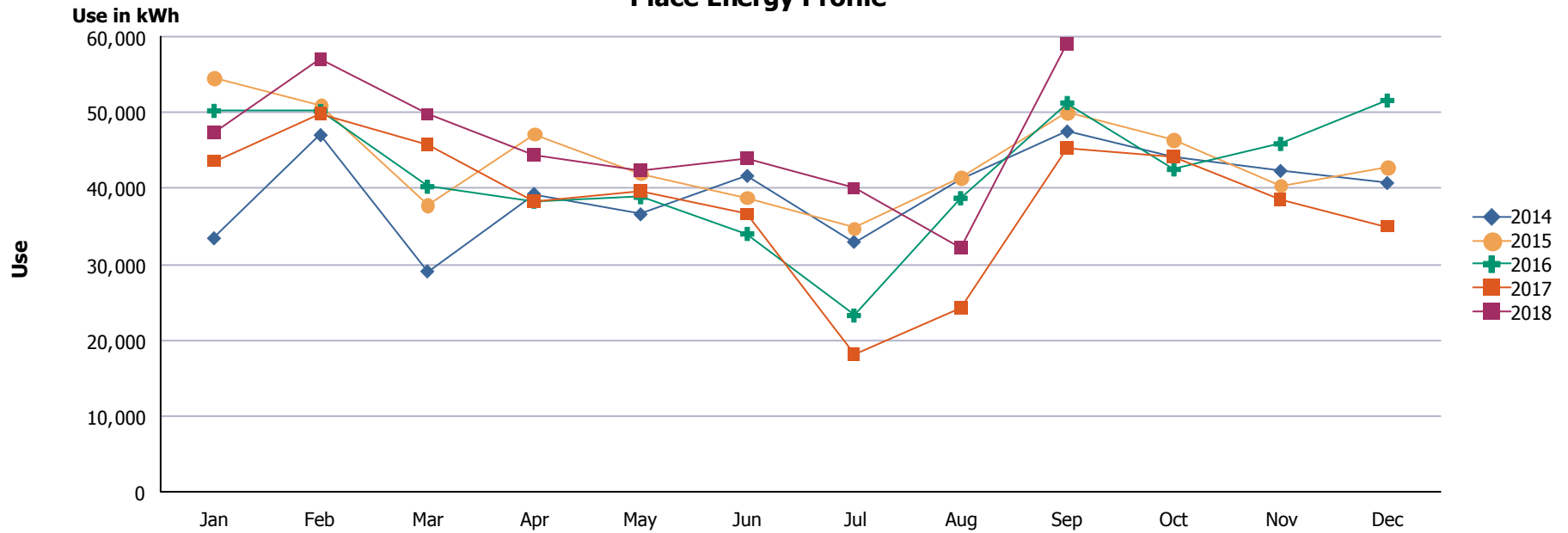
Year	Jan	Feb	Mar	Apr	May	Jun	Jul	Aug	Sep	Oct	Nov	Dec	Totals
2014	51,960	64,440	38,400	52,920	50,520	57,480	16,800	39,480	60,240	57,000	47,160	45,120	581,520
2015	55,560	60,840	46,920	54,000	50,640	50,880	40,680	55,320	66,840	59,280	45,600	44,880	631,440
2016	63,120	63,600	51,000	55,080	56,520	46,920	22,560	43,440	69,600	57,360	45,480	52,320	627,000
2017	40,440	50,160	50,392	52,502	52,495	46,386	19,588	33,759	58,624	60,034	49,846	37,355	551,581
2018	39,007	51,813	48,894	41,547	52,788	68,293	32,751	37,386	72,339	0	0	0	444,818
Totals	250,087	290,853	235,606	256,049	262,963	269,959	132,379	209,385	327,643	233,674	188,086	179,675	2,836,359

Place: [ROBERTS] ROBERTS

136

341 THORN

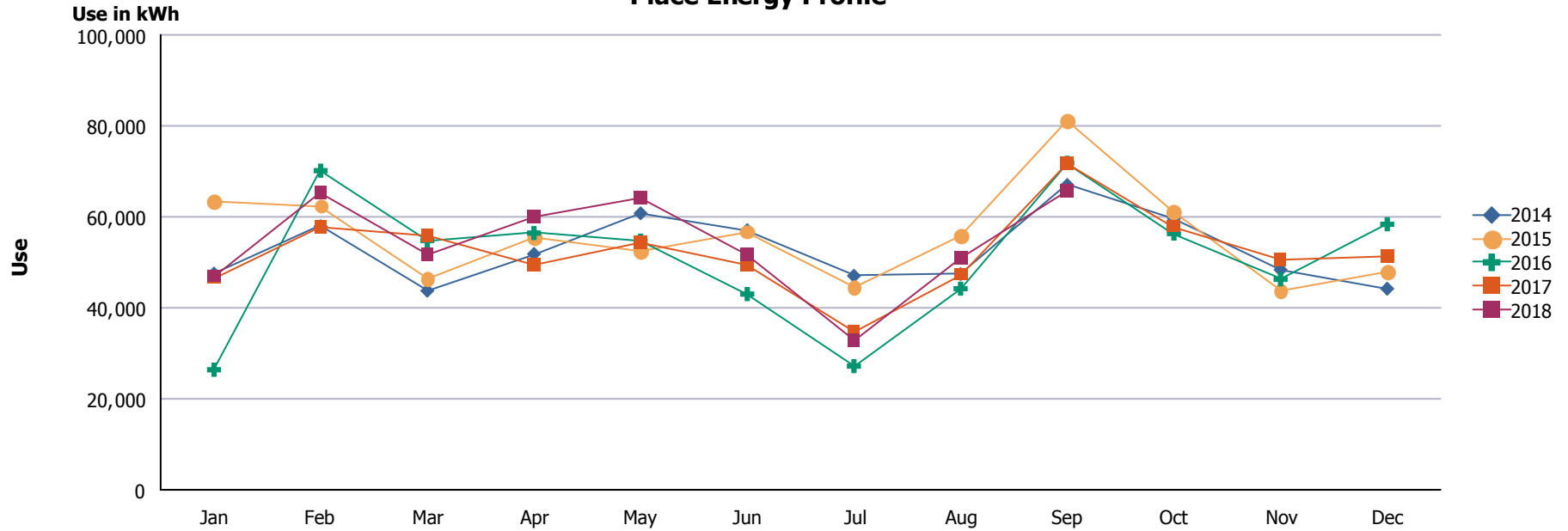
Place Energy Profile



Year	Jan	Feb	Mar	Apr	May	Jun	Jul	Aug	Sep	Oct	Nov	Dec	Totals
2014	33,422	47,023	29,063	39,263	36,582	41,643	32,943	41,242	47,503	44,103	42,302	40,703	475,792
2015	54,503	50,903	37,802	47,183	42,003	38,803	34,782	41,363	49,983	46,363	40,402	42,820	526,910
2016	50,220	50,180	40,220	38,260	38,840	34,000	23,240	38,700	51,260	42,500	45,860	51,580	504,860
2017	43,580	49,820	45,700	38,240	39,660	36,580	18,180	24,240	45,320	44,080	38,540	34,960	458,900
2018	47,260	57,040	49,700	44,440	42,300	43,960	39,980	32,140	59,080	0	0	0	415,900
Totals	228,985	254,966	202,485	207,386	199,385	194,986	149,125	177,685	253,146	177,046	167,104	170,063	2,382,362

Place: [ROSS] ROSS 042
 6101 HUGHEY

Place Energy Profile



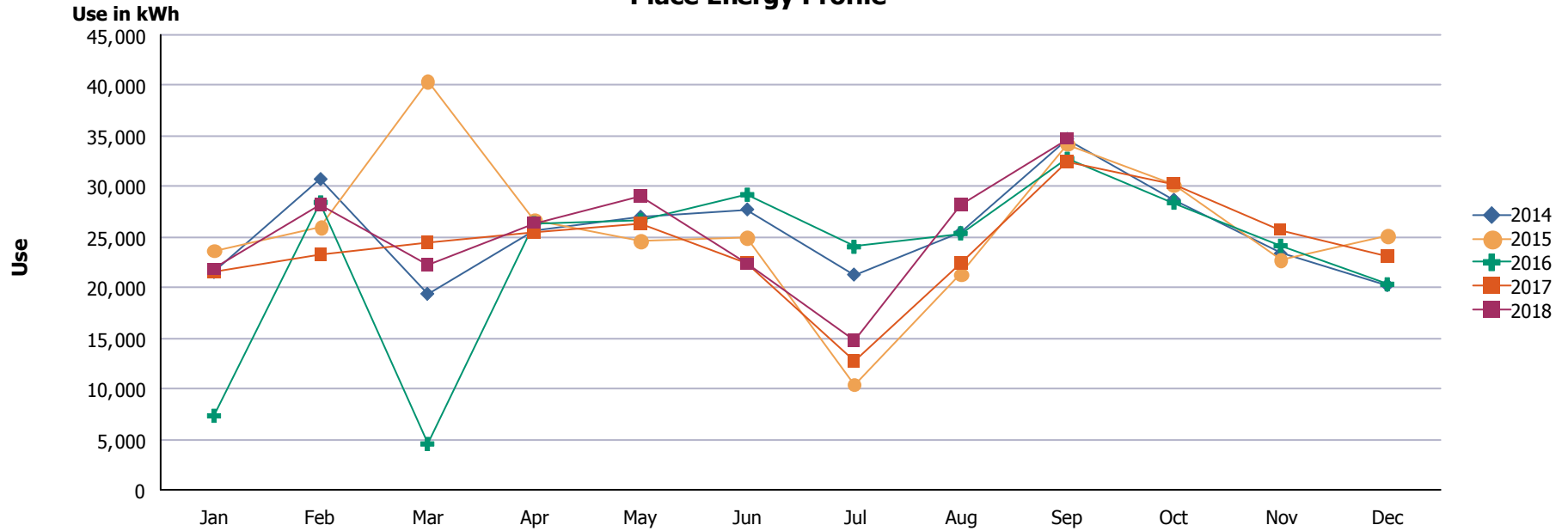
Year	Jan	Feb	Mar	Apr	May	Jun	Jul	Aug	Sep	Oct	Nov	Dec	Totals
2014	47,540	57,947	43,777	51,867	60,790	57,086	47,042	47,439	67,010	59,664	48,399	44,215	632,776
2015	63,471	62,429	46,417	55,516	52,372	56,774	44,464	55,769	81,256	61,185	43,879	48,046	671,578
2016	26,407	70,174	54,793	56,449	54,785	43,032	27,203	44,221	71,882	56,341	46,273	58,386	609,946
2017	46,580	57,758	55,954	49,470	54,441	49,315	34,907	47,353	71,702	57,882	50,638	51,273	627,273
2018	46,962	65,421	51,701	59,874	64,279	51,747	32,937	51,023	65,651	0	0	0	489,595
Totals	230,960	313,729	252,642	273,176	286,667	257,954	186,553	245,805	357,501	235,072	189,189	201,920	3,031,168

Place: [RUSK] RUSK

138

3601 COPIA

Place Energy Profile



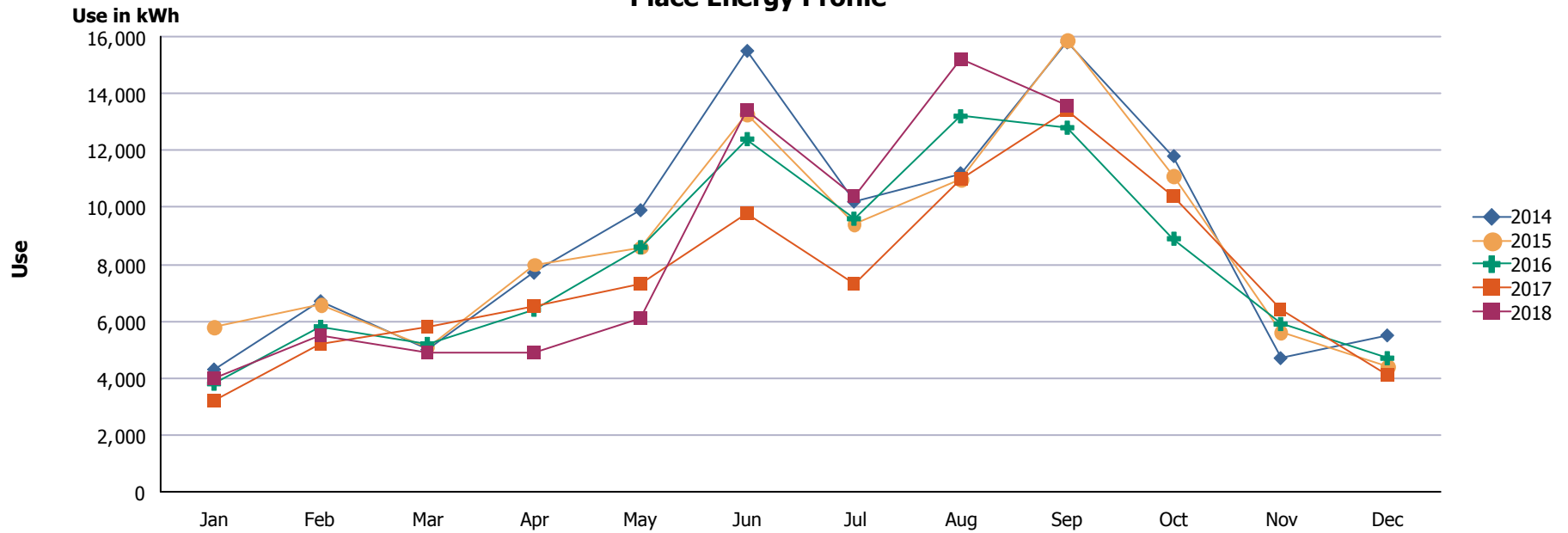
Year	Jan	Feb	Mar	Apr	May	Jun	Jul	Aug	Sep	Oct	Nov	Dec	Totals
2014	21,551	30,742	19,394	25,714	27,009	27,745	21,296	25,441	34,717	28,704	23,368	20,257	305,938
2015	23,683	25,936	40,364	26,725	24,616	24,947	10,425	21,316	34,199	30,156	22,813	25,085	310,265
2016	7,330	28,431	4,540	26,388	26,680	29,194	24,040	25,372	32,758	28,409	24,144	20,333	277,619
2017	21,505	23,281	24,426	25,454	26,289	22,469	12,732	22,375	32,408	30,299	25,706	23,098	290,042
2018	21,833	28,205	22,307	26,394	29,029	22,342	14,750	28,180	34,728	0	0	0	227,768
Totals	95,902	136,595	111,031	130,675	133,623	126,697	83,243	122,684	168,810	117,568	96,031	88,773	1,411,632

Place: [SAN JAC] SAN JACINTO

139

1216 OLIVE

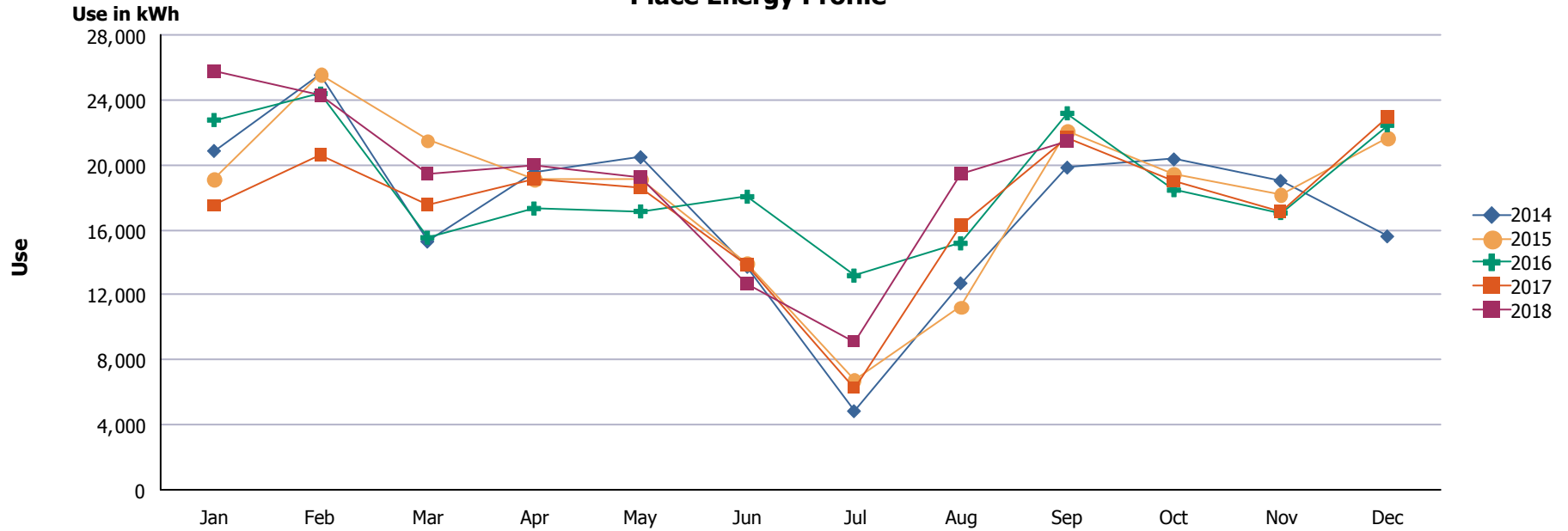
Place Energy Profile



Year	Jan	Feb	Mar	Apr	May	Jun	Jul	Aug	Sep	Oct	Nov	Dec	Totals
2014	4,300	6,700	5,000	7,700	9,900	15,500	10,200	11,200	15,800	11,800	4,700	5,500	108,300
2015	5,800	6,600	5,100	8,000	8,600	13,300	9,400	11,000	15,900	11,100	5,600	4,400	104,800
2016	3,800	5,800	5,200	6,400	8,600	12,400	9,600	13,200	12,800	8,900	5,900	4,700	97,300
2017	3,200	5,200	5,800	6,500	7,300	9,800	7,300	11,000	13,400	10,400	6,400	4,100	90,400
2018	4,000	5,500	4,900	4,900	6,100	13,400	10,400	15,200	13,600	0	0	0	78,000
Totals	21,100	29,800	26,000	33,500	40,500	64,400	46,900	61,600	71,500	42,200	22,600	18,700	478,800

Place: [SCHUSTER] SCHUSTER 140
 5515 WILL RUTH

Place Energy Profile



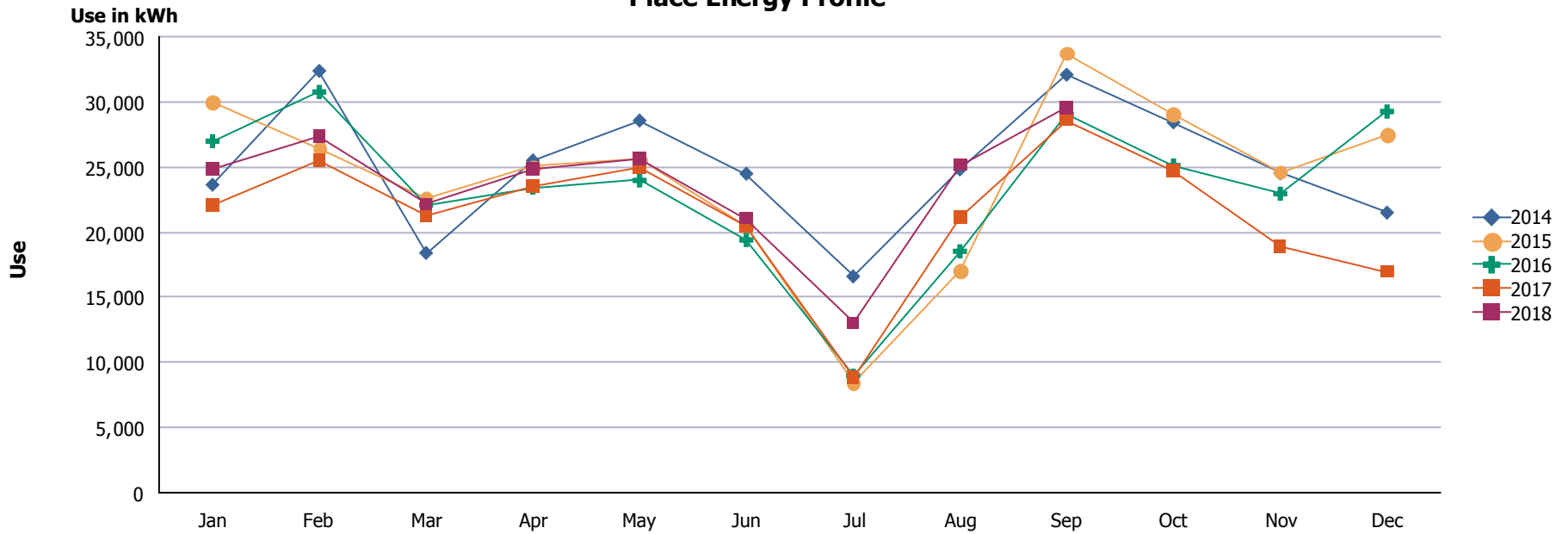
Year	Jan	Feb	Mar	Apr	May	Jun	Jul	Aug	Sep	Oct	Nov	Dec	Totals
2014	20,861	25,527	15,278	19,517	20,471	13,728	4,842	12,713	19,832	20,342	19,015	15,600	207,726
2015	19,120	25,552	21,513	19,163	19,116	13,970	6,768	11,262	22,095	19,428	18,159	21,628	217,774
2016	22,766	24,388	15,520	17,317	17,138	18,043	13,186	15,170	23,177	18,447	17,043	22,443	224,638
2017	17,490	20,570	17,575	19,125	18,624	13,829	6,276	16,237	21,690	18,979	17,128	22,956	210,479
2018	25,813	24,319	19,419	20,012	19,206	12,646	9,126	19,445	21,430	0	0	0	171,416
Totals	106,050	120,356	89,305	95,134	94,555	72,216	40,198	74,827	108,224	77,196	71,345	82,627	1,032,033

Place: [STANTON] STANTON

141

5414 HONDO PASS

Place Energy Profile

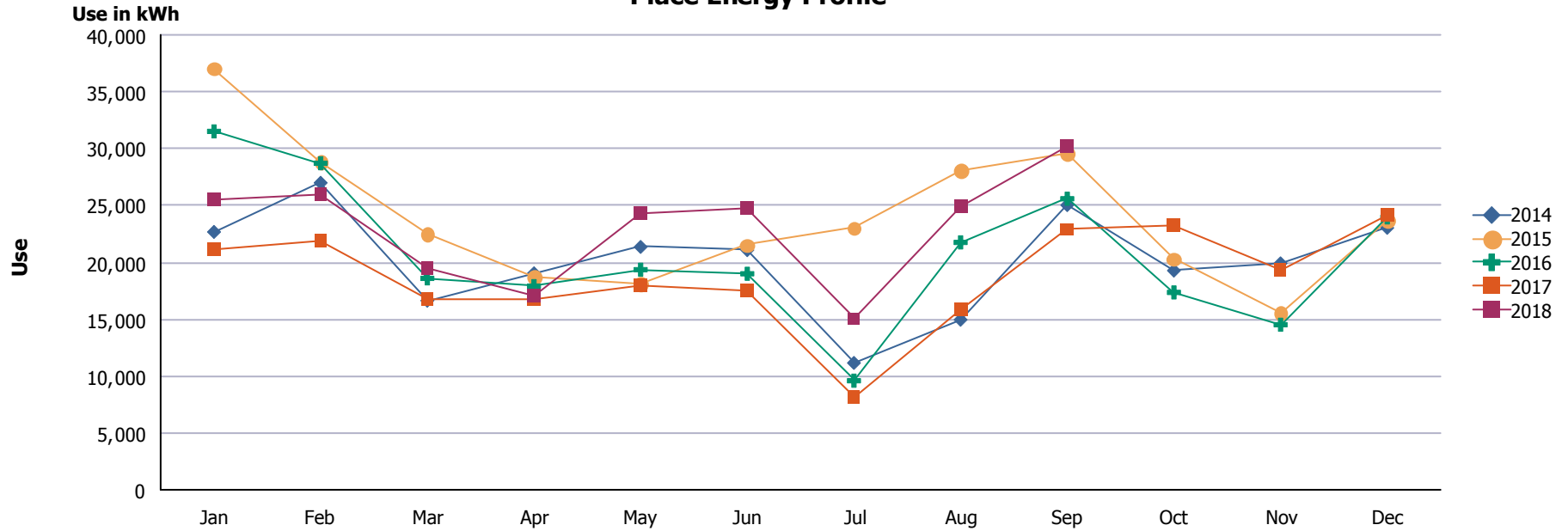


Year	Jan	Feb	Mar	Apr	May	Jun	Jul	Aug	Sep	Oct	Nov	Dec	Totals
2014	23,641	32,377	18,409	25,506	28,570	24,491	16,606	24,821	32,090	28,431	24,511	21,500	300,953
2015	29,989	26,390	22,566	25,033	25,565	20,449	8,465	17,056	33,741	29,061	24,625	27,448	290,388
2016	26,986	30,764	22,085	23,433	23,976	19,404	8,991	18,532	29,052	25,123	22,948	29,261	280,555
2017	22,088	25,482	21,309	23,482	24,987	20,418	8,817	21,167	28,590	24,677	18,848	16,966	256,831
2018	24,871	27,350	22,132	24,808	25,642	21,066	13,020	25,144	29,608	0	0	0	213,641
Totals	127,575	142,363	106,501	122,262	128,740	105,828	55,899	106,720	153,081	107,292	90,932	95,175	1,342,368

Place: [SUNSET HIGH_1] SUNSET HIGH SCHOOL

2300 Murchison

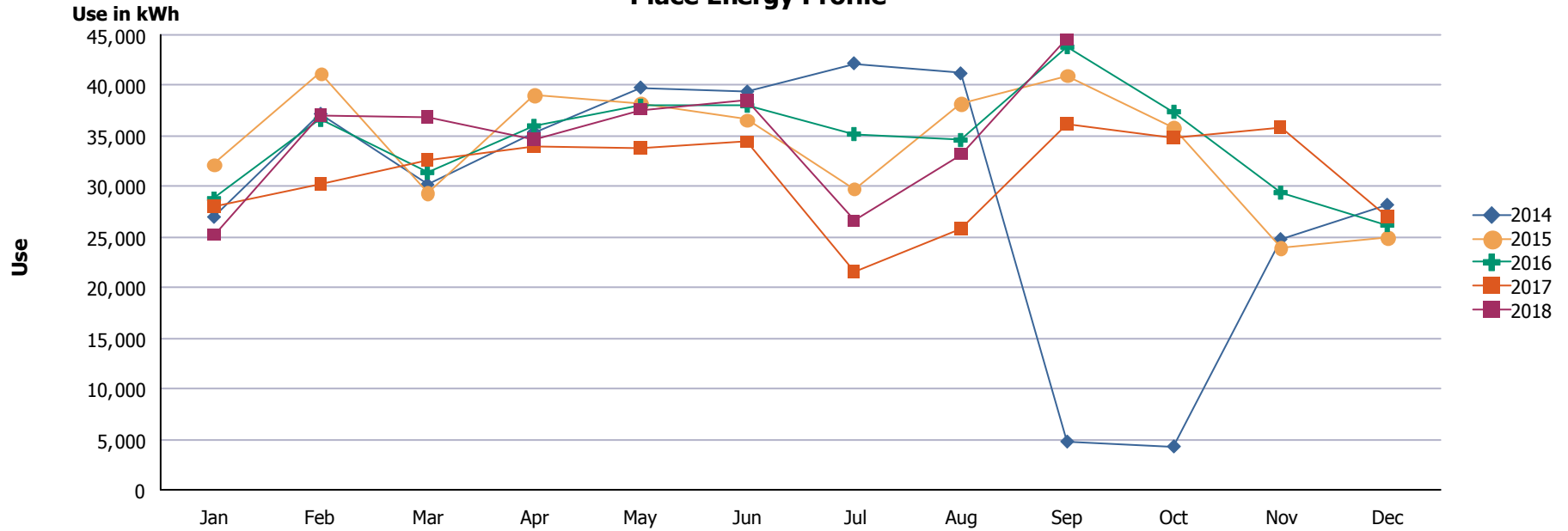
Place Energy Profile



Year	Jan	Feb	Mar	Apr	May	Jun	Jul	Aug	Sep	Oct	Nov	Dec	Totals
2014	22,680	27,000	16,640	19,040	21,360	21,080	11,160	14,960	25,040	19,280	19,920	23,040	241,200
2015	37,040	28,840	22,440	18,680	18,160	21,520	23,040	28,040	29,600	20,320	15,520	23,720	286,920
2016	31,520	28,720	18,600	17,920	19,360	19,000	9,600	21,760	25,600	17,360	14,520	23,960	247,920
2017	21,160	21,920	16,720	16,680	17,960	17,520	8,120	15,880	22,880	23,240	19,280	24,120	225,480
2018	25,520	25,920	19,480	17,040	24,280	24,720	15,040	24,920	30,160	0	0	0	207,080
Totals	137,920	132,400	93,880	89,360	101,120	103,840	66,960	105,560	133,280	80,200	69,240	94,840	1,208,600

Place: [TELLES] R. TELLES ACADEMY 027
 320 S. CAMPBELL

Place Energy Profile

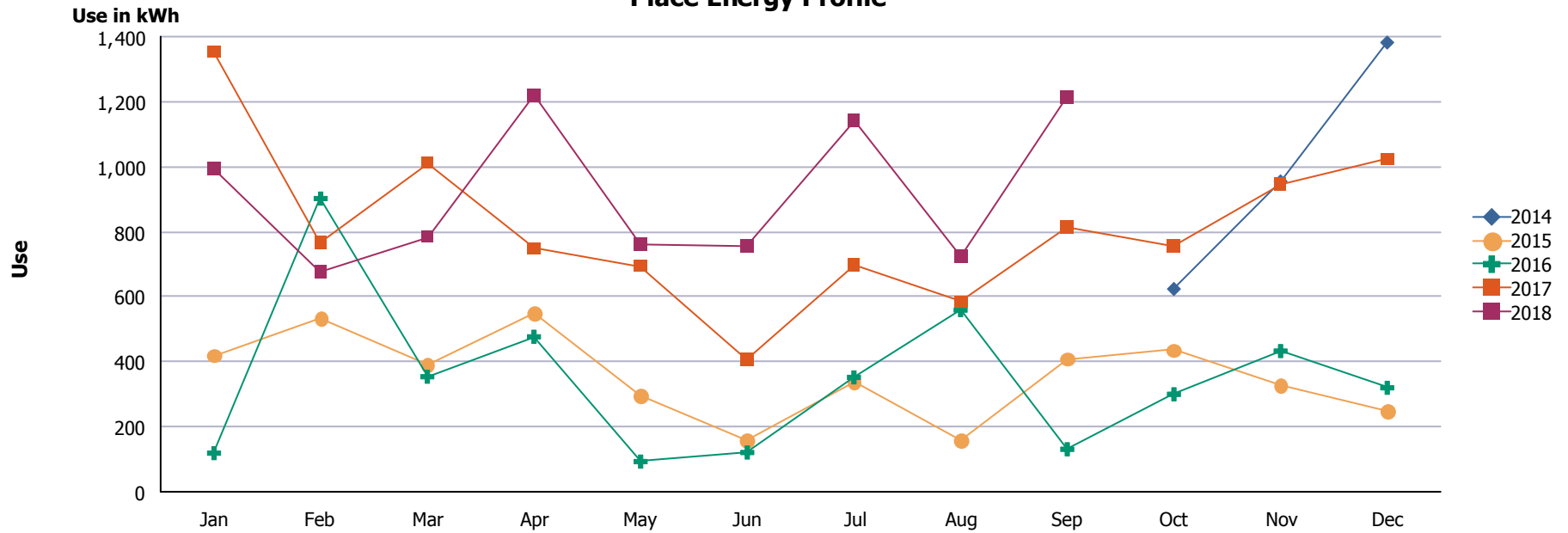


Year	Jan	Feb	Mar	Apr	May	Jun	Jul	Aug	Sep	Oct	Nov	Dec	Totals
2014	27,000	37,200	30,200	35,400	39,800	39,400	42,200	41,200	4,780	4,300	24,800	28,200	354,480
2015	32,200	41,200	29,400	39,000	38,200	36,600	29,800	38,200	41,000	35,800	24,000	25,000	410,400
2016	28,800	36,600	31,400	36,000	38,000	38,000	35,200	34,600	43,800	37,400	29,400	26,200	415,400
2017	28,000	30,200	32,600	34,000	33,800	34,400	21,600	25,800	36,200	34,800	35,800	27,000	374,200
2018	25,200	37,000	36,800	34,600	37,600	38,600	26,600	33,200	44,600	0	0	0	314,200
Totals	141,200	182,200	160,400	179,000	187,400	187,000	155,400	173,000	170,380	112,300	114,000	106,400	1,868,680

Place: [TENNISCENTER_2] TENNIS CENTER 000

4770 Woodrow Bean Transmountain

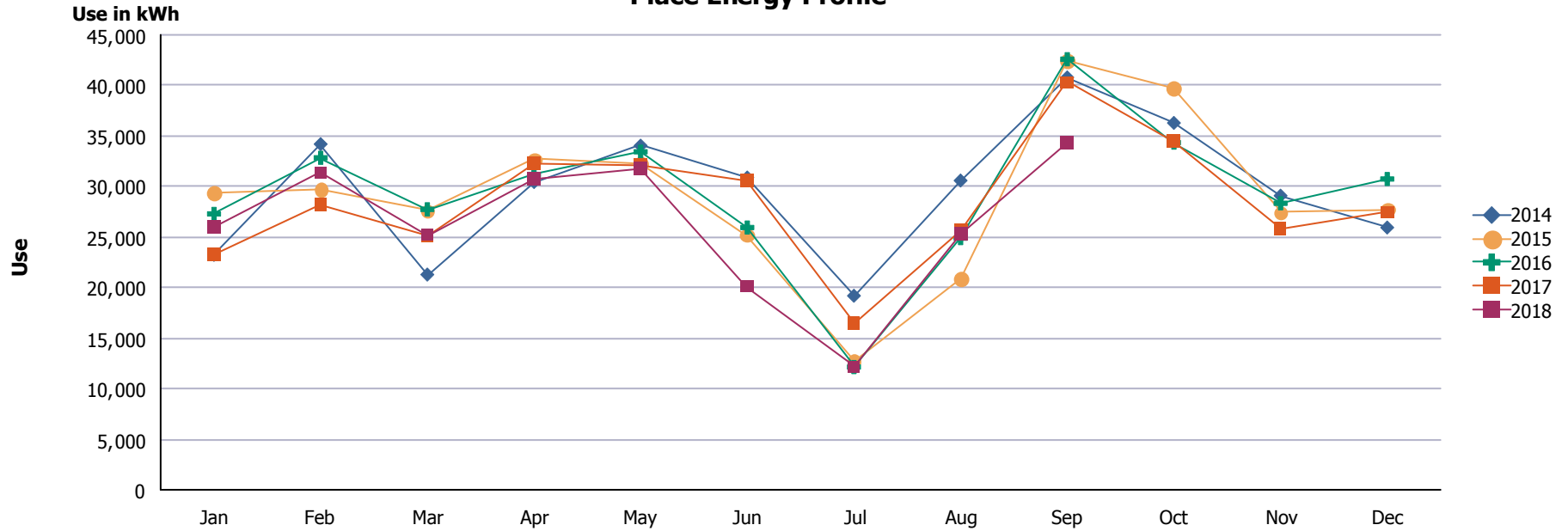
Place Energy Profile



Year	Jan	Feb	Mar	Apr	May	Jun	Jul	Aug	Sep	Oct	Nov	Dec	Totals
2014	0	0	0	0	0	0	0	0	0	624	955	1,382	2,961
2015	420	532	391	548	295	158	338	157	409	436	327	248	4,259
2016	119	902	354	477	93	121	352	559	131	300	433	320	4,161
2017	1,355	766	1,011	748	694	406	698	584	813	755	946	1,023	9,799
2018	992	678	784	1,221	762	755	1,140	723	1,217	0	0	0	8,272
Totals	2,886	2,878	2,540	2,994	1,844	1,440	2,528	2,023	2,570	2,115	2,661	2,973	29,452

Place: [TERRACE] TERRACE HILLS 048
 4835 BLOSSOM

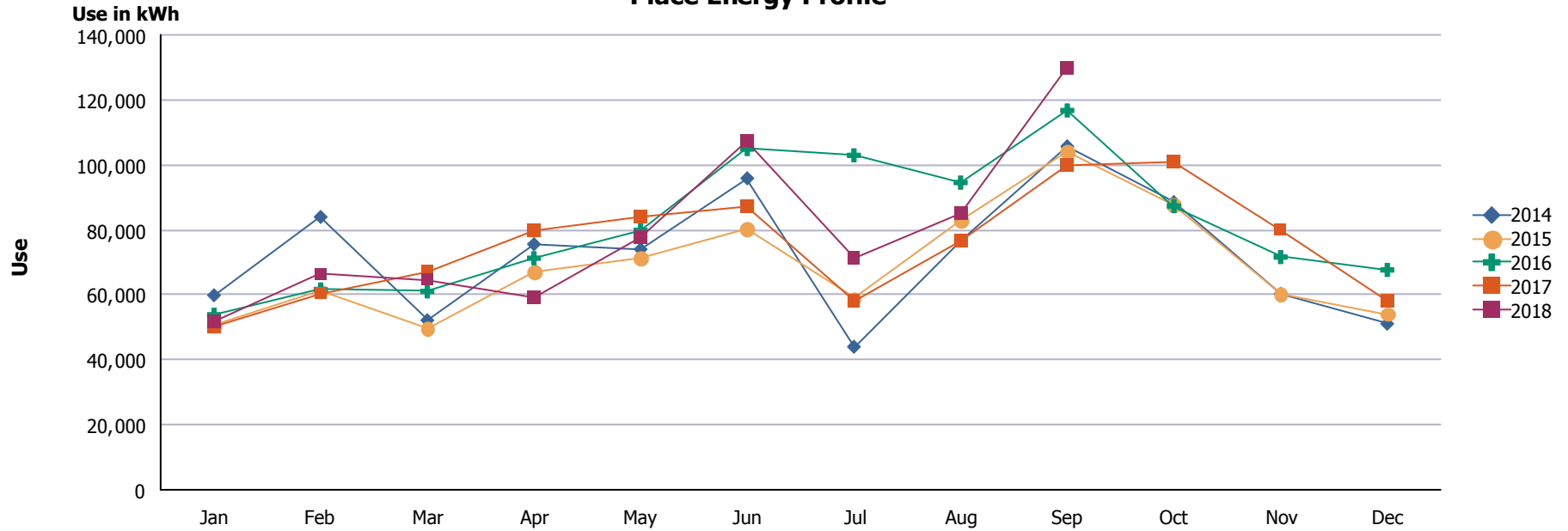
Place Energy Profile



Year	Jan	Feb	Mar	Apr	May	Jun	Jul	Aug	Sep	Oct	Nov	Dec	Totals
2014	23,250	34,200	21,300	30,450	34,050	30,900	19,200	30,600	40,800	36,300	29,100	25,950	356,100
2015	29,400	29,700	27,600	32,700	32,250	25,200	12,750	20,850	42,450	39,750	27,450	27,750	347,850
2016	27,300	32,850	27,750	31,200	33,450	25,950	12,150	24,900	42,600	34,350	28,350	30,750	351,600
2017	23,250	28,200	25,050	32,250	32,100	30,600	16,500	25,650	40,350	34,500	25,800	27,450	341,700
2018	25,950	31,350	25,200	30,750	31,800	20,100	12,150	25,350	34,350	0	0	0	237,000
Totals	129,150	156,300	126,900	157,350	163,650	132,750	72,750	127,350	200,550	144,900	110,700	111,900	1,634,250

Place: [TIPPENELEMENTARY] TIPPIN ELEMENTARY 168

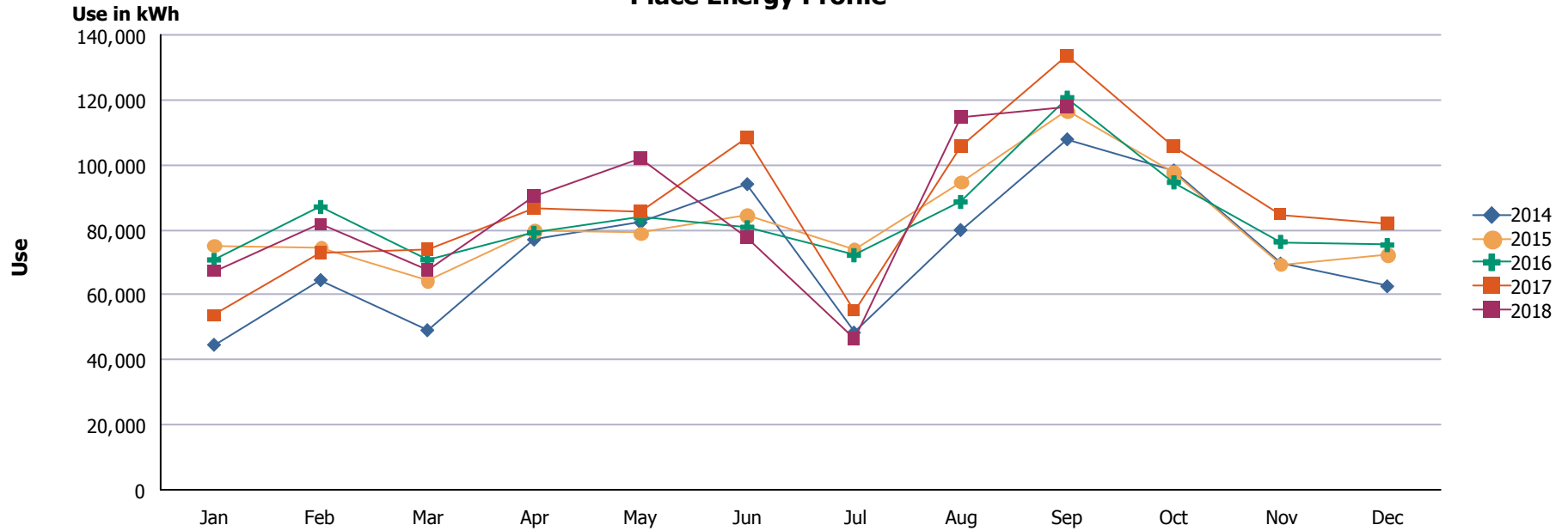
Place Energy Profile



Year	Jan	Feb	Mar	Apr	May	Jun	Jul	Aug	Sep	Oct	Nov	Dec	Totals
2014	59,880	84,000	52,200	75,600	74,040	95,880	44,040	76,800	105,720	88,560	60,360	51,120	868,200
2015	50,520	61,080	49,680	67,200	71,160	80,160	58,920	83,040	103,920	87,720	60,360	54,120	827,880
2016	53,880	61,680	61,080	71,280	79,920	104,880	102,960	94,560	116,760	87,360	71,640	67,680	973,680
2017	50,040	60,480	66,960	79,920	84,120	87,000	58,200	76,560	99,840	100,800	80,040	57,960	901,920
2018	51,600	66,360	64,680	59,160	77,640	107,400	71,400	84,960	130,080	0	0	0	713,280
Totals	265,920	333,600	294,600	353,160	386,880	475,320	335,520	415,920	556,320	364,440	272,400	230,880	4,284,960

Place: [TOMLEA_2] TOM LEA 178
 4851 Marcus Uribe

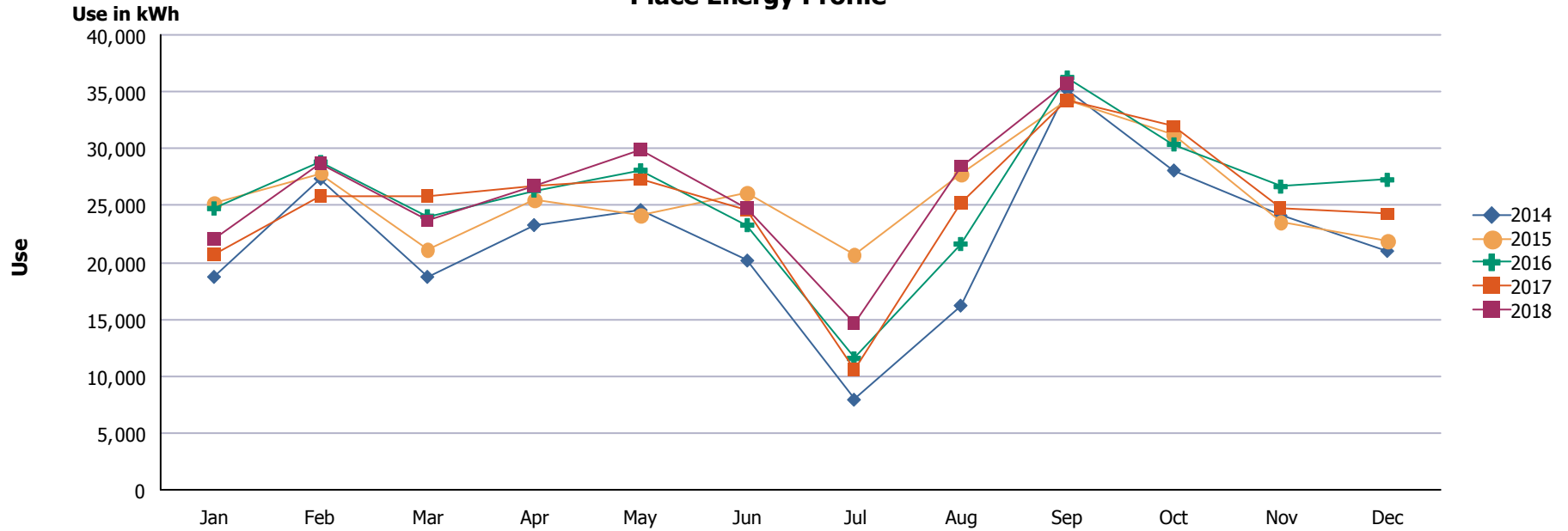
Place Energy Profile



Year	Jan	Feb	Mar	Apr	May	Jun	Jul	Aug	Sep	Oct	Nov	Dec	Totals
2014	44,640	64,560	49,120	77,000	82,280	94,080	48,400	79,960	107,880	98,280	69,640	62,640	878,480
2015	75,280	74,600	64,560	79,760	79,040	84,520	74,080	94,760	116,520	97,720	69,440	72,360	982,640
2016	70,760	87,040	70,800	79,080	83,760	80,800	72,200	88,600	120,680	94,640	76,320	75,320	1,000,000
2017	53,680	72,760	73,920	86,400	85,680	108,440	55,200	105,680	133,800	105,800	84,760	82,080	1,048,200
2018	67,360	81,680	67,640	90,280	101,840	77,840	46,360	114,640	118,000	0	0	0	765,640
Totals	311,720	380,640	326,040	412,520	432,600	445,680	296,240	483,640	596,880	396,440	300,160	292,400	4,674,960

Place: [TRAVIS] TRAVIS 143
 5000 N. STEVENS

Place Energy Profile



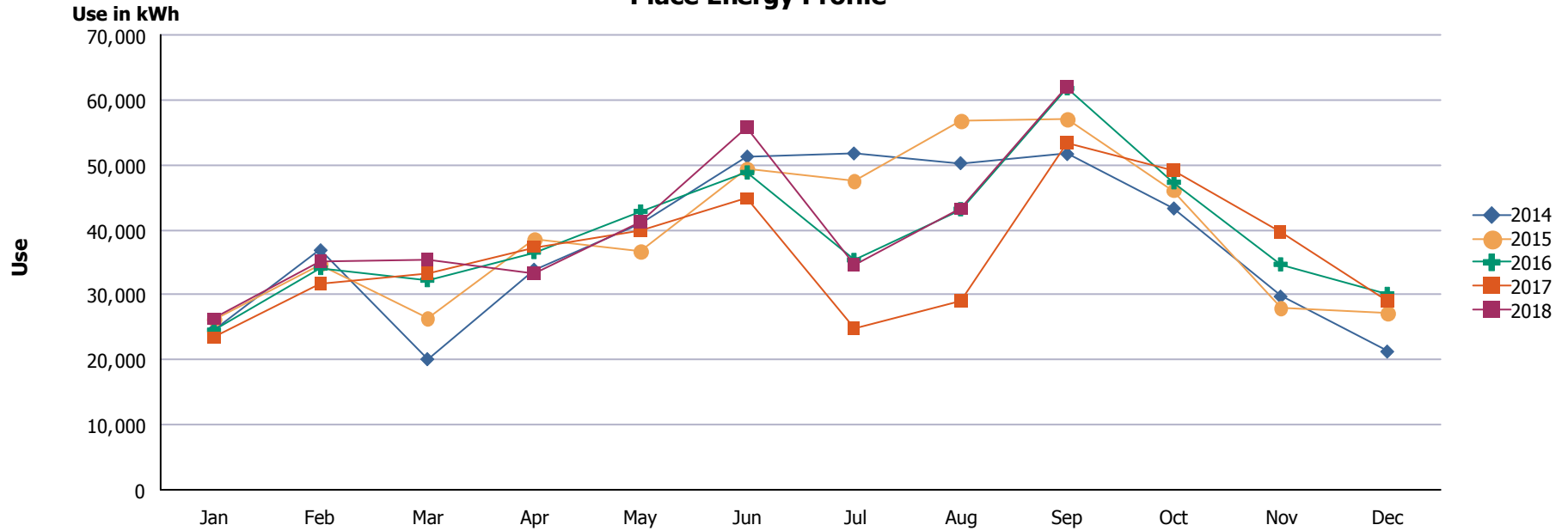
Year	Jan	Feb	Mar	Apr	May	Jun	Jul	Aug	Sep	Oct	Nov	Dec	Totals
2014	18,723	27,362	18,723	23,282	24,603	20,162	7,926	16,202	35,163	28,083	24,122	21,002	265,353
2015	25,203	27,843	21,122	25,563	24,123	26,163	20,642	27,723	34,323	31,208	23,577	21,847	309,337
2016	24,741	28,818	24,059	26,326	28,099	23,279	11,554	21,616	36,259	30,377	26,662	27,259	309,049
2017	20,658	25,818	25,821	26,656	27,257	24,617	10,578	25,217	34,217	31,938	24,735	24,240	301,752
2018	22,080	28,680	23,640	26,760	29,880	24,720	14,640	28,440	35,760	0	0	0	234,600
Totals	111,405	138,521	113,365	128,587	133,962	118,941	65,340	119,198	175,722	121,606	99,096	94,348	1,420,091

Place: [VILAS] VILAS

144

220 LAWTON

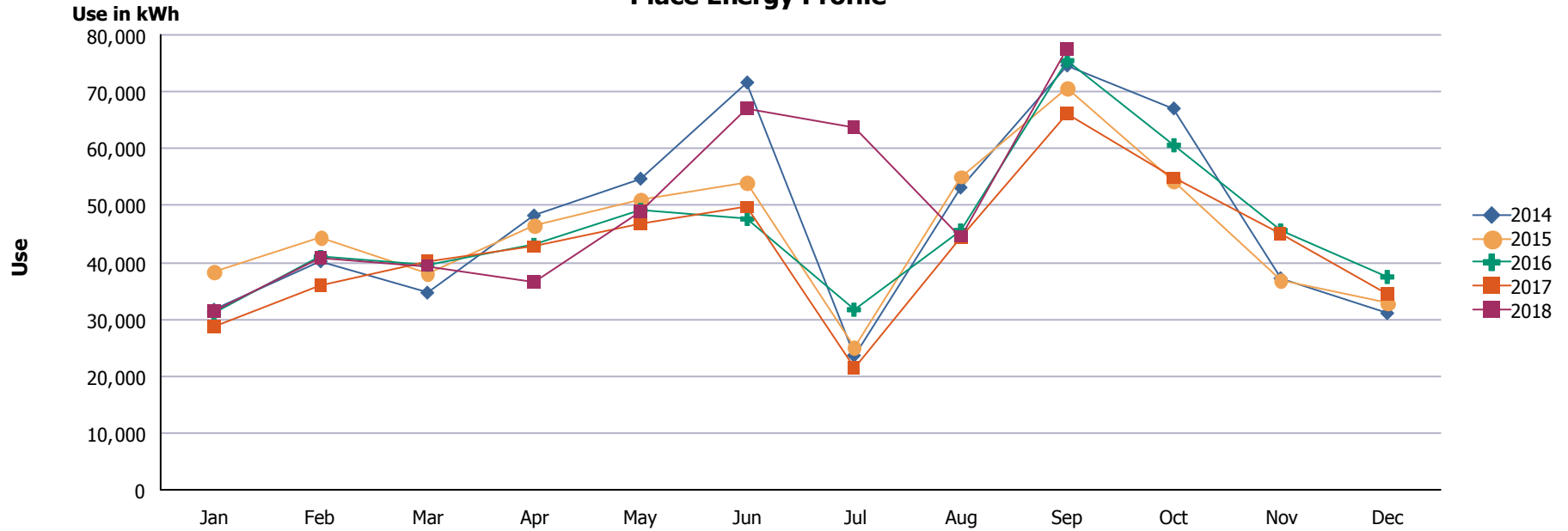
Place Energy Profile



Year	Jan	Feb	Mar	Apr	May	Jun	Jul	Aug	Sep	Oct	Nov	Dec	Totals
2014	24,640	36,863	20,103	33,883	40,838	51,276	51,765	50,267	51,670	43,304	29,737	21,277	455,623
2015	26,258	34,722	26,422	38,591	36,629	49,388	47,473	56,804	57,052	46,080	28,079	27,236	474,734
2016	24,566	34,137	32,273	36,588	42,840	48,846	35,384	43,185	61,781	47,329	34,700	30,170	471,799
2017	23,410	31,783	33,285	37,377	39,835	44,793	24,907	29,051	53,340	49,156	39,576	28,983	435,496
2018	26,298	35,094	35,309	33,254	41,185	55,833	34,581	43,220	62,137	0	0	0	366,911
Totals	125,172	172,599	147,392	179,693	201,327	250,136	194,110	222,527	285,980	185,869	132,092	107,666	2,204,563

Place: [W HILLS] WESTERN HILLS 146
 530 THUNDERBIRD

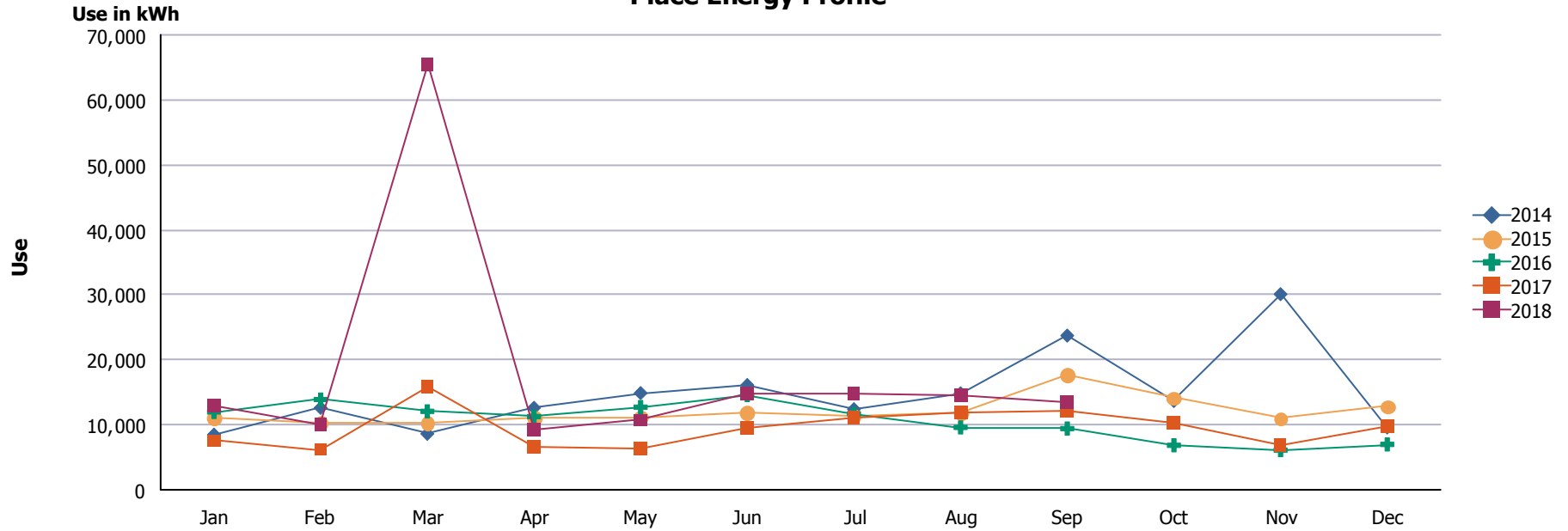
Place Energy Profile



Year	Jan	Feb	Mar	Apr	May	Jun	Jul	Aug	Sep	Oct	Nov	Dec	Totals
2014	31,680	40,200	34,680	48,240	54,720	71,640	23,640	53,160	74,640	67,080	37,200	31,080	567,960
2015	38,280	44,280	38,040	46,440	51,000	54,120	25,080	55,080	70,680	54,240	36,840	32,760	546,840
2016	31,200	40,920	39,600	43,080	49,200	47,640	31,680	45,600	75,480	60,600	45,600	37,440	548,040
2017	28,680	36,000	40,080	42,720	46,800	49,680	21,360	44,280	66,120	54,840	45,000	34,320	509,880
2018	31,440	40,680	39,360	36,480	48,840	66,960	63,600	44,520	77,640	0	0	0	449,520
Totals	161,280	202,080	191,760	216,960	250,560	290,040	165,360	242,640	364,560	236,760	164,640	135,600	2,622,240

Place: [WAINWRIG] WAINWRIGHT 145
 4500 LAWRENCE

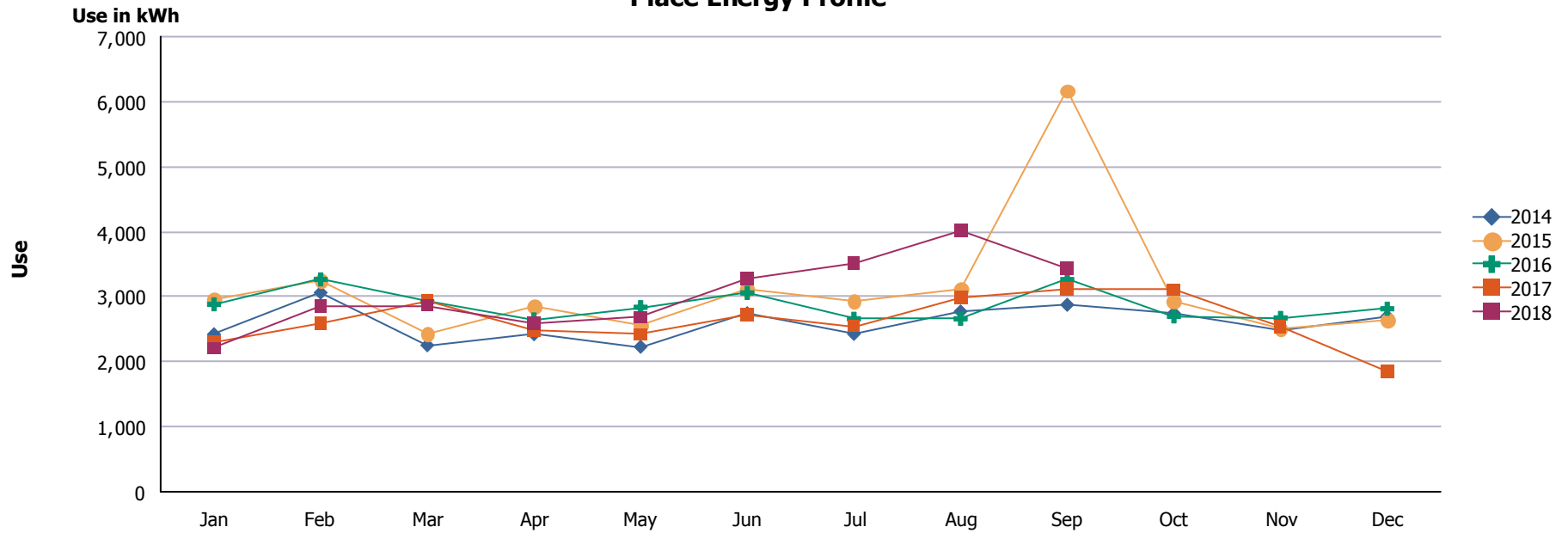
Place Energy Profile



Year	Jan	Feb	Mar	Apr	May	Jun	Jul	Aug	Sep	Oct	Nov	Dec	Totals
2014	8,493	12,622	8,629	12,630	14,893	16,123	12,412	14,855	23,738	13,681	30,113	9,594	177,783
2015	11,155	10,343	10,214	11,049	11,201	11,886	11,307	11,816	17,672	14,158	10,988	12,821	144,610
2016	11,993	13,899	12,086	11,282	12,737	14,587	11,711	9,609	9,438	6,862	6,123	6,995	127,322
2017	7,543	6,195	15,932	6,627	6,326	9,522	11,014	11,955	12,144	10,237	6,836	9,730	114,061
2018	12,859	10,062	65,424	9,151	10,700	14,726	14,850	14,532	13,399	0	0	0	165,703
Totals	52,043	53,121	112,285	50,739	55,857	66,844	61,294	62,767	76,391	44,938	54,060	39,140	729,479

Place: [WESTSIDE] WESTSIDE TRANSPORTATION 951
 4864 DONIPHAN

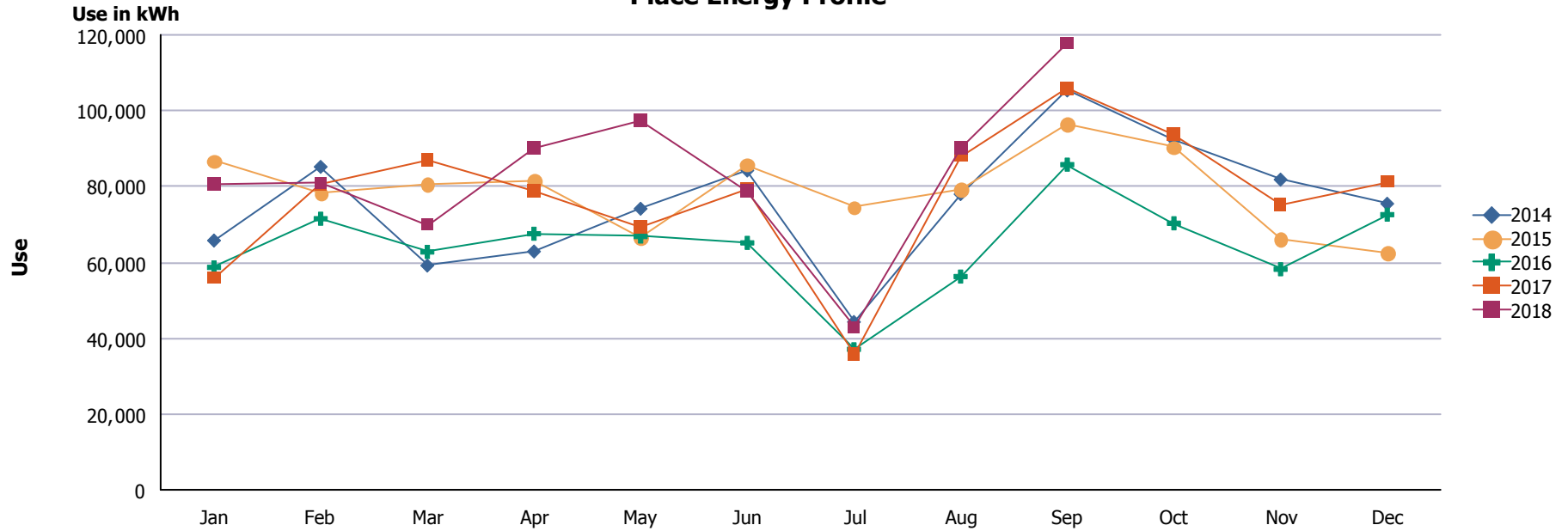
Place Energy Profile



Year	Jan	Feb	Mar	Apr	May	Jun	Jul	Aug	Sep	Oct	Nov	Dec	Totals
2014	2,423	3,063	2,254	2,424	2,231	2,747	2,429	2,774	2,877	2,747	2,491	2,699	31,159
2015	2,967	3,256	2,422	2,862	2,564	3,109	2,938	3,112	6,170	2,928	2,515	2,636	37,479
2016	2,885	3,268	2,924	2,651	2,839	3,059	2,661	2,661	3,265	2,699	2,674	2,816	34,402
2017	2,308	2,593	2,943	2,473	2,419	2,716	2,547	2,990	3,115	3,105	2,532	1,843	31,584
2018	2,208	2,860	2,864	2,597	2,684	3,283	3,512	4,023	3,442	0	0	0	27,473
Totals	12,791	15,040	13,407	13,007	12,737	14,914	14,087	15,560	18,869	11,479	10,212	9,994	162,097

Place: [WHITAKER] WHITAKER 153
 4700 RUTHERFORD

Place Energy Profile

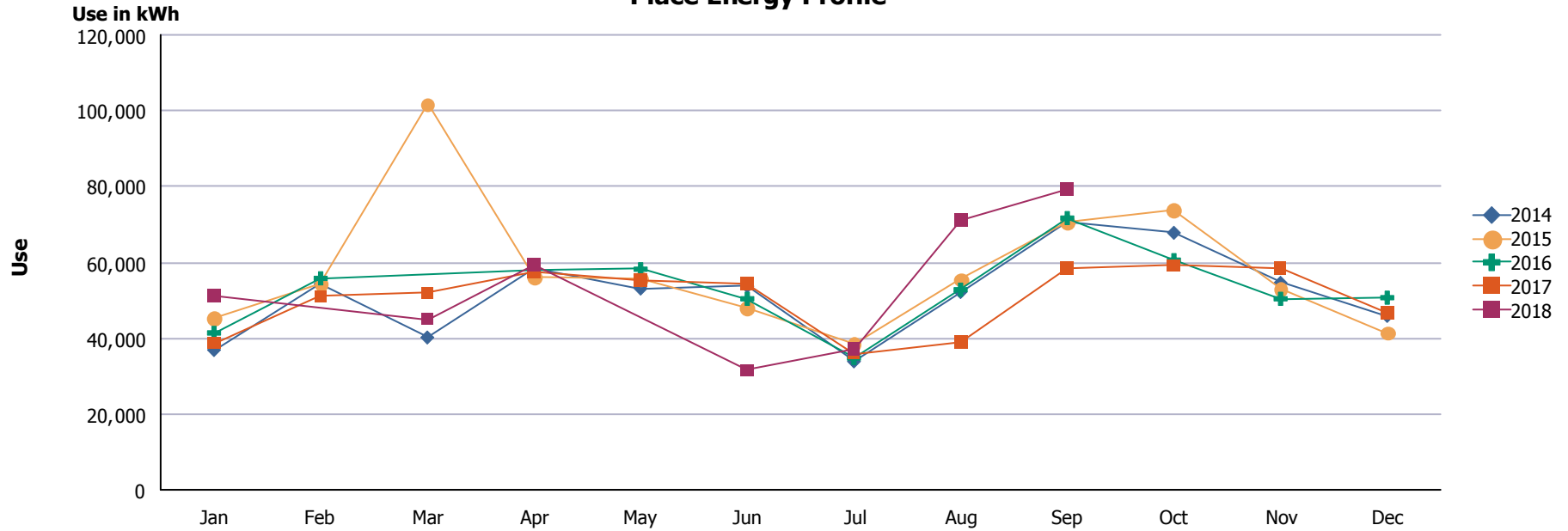


Year	Jan	Feb	Mar	Apr	May	Jun	Jul	Aug	Sep	Oct	Nov	Dec	Totals
2014	65,760	85,200	59,160	62,880	74,160	84,240	44,280	78,000	105,360	92,280	81,840	75,480	908,640
2015	86,760	78,120	80,760	81,600	66,720	85,800	74,520	79,320	96,360	90,360	66,000	62,400	948,720
2016	58,680	71,520	62,760	67,560	66,840	65,160	37,080	56,280	85,800	70,320	58,200	72,600	772,800
2017	55,920	80,400	86,880	78,840	69,240	79,440	35,760	88,080	106,080	93,720	75,240	81,240	930,840
2018	80,760	80,880	69,960	90,240	97,320	78,720	42,840	90,120	117,960	0	0	0	748,800
Totals	347,880	396,120	359,520	381,120	374,280	393,360	234,480	391,800	511,560	346,680	281,280	291,720	4,309,800

Place: [WHITE] ZACH WHITE ELEMENTARY NEW-1997

4256 ROXBURY

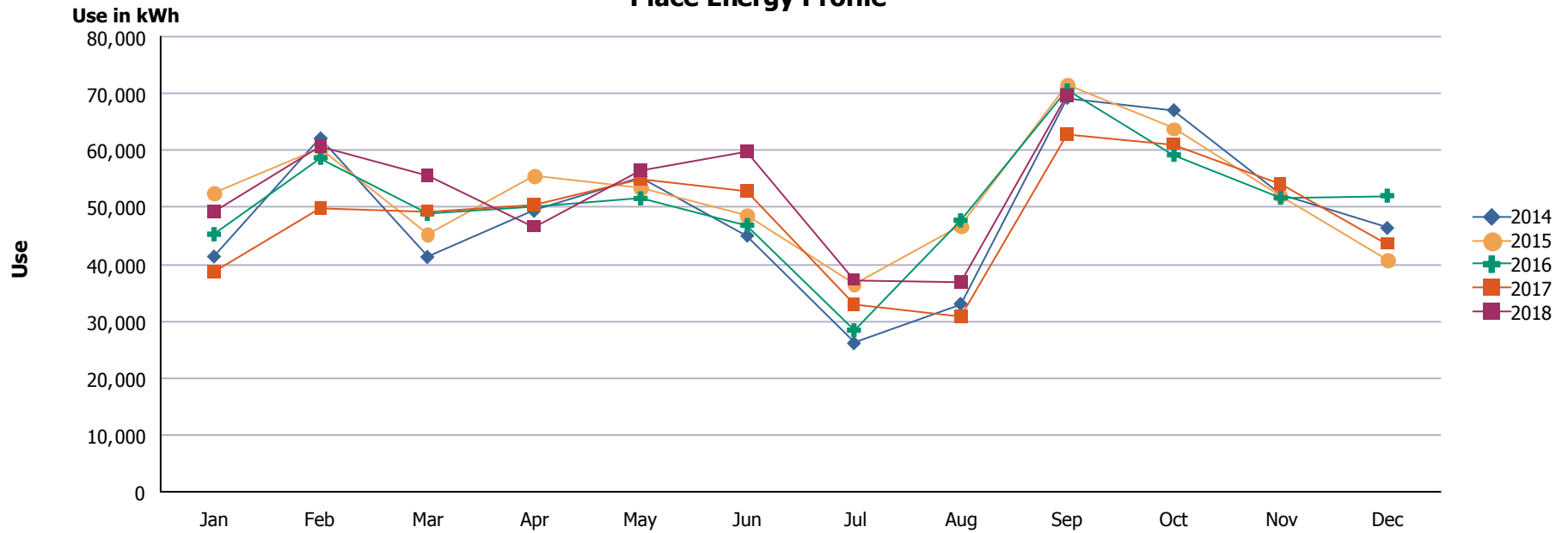
Place Energy Profile



Year	Jan	Feb	Mar	Apr	May	Jun	Jul	Aug	Sep	Oct	Nov	Dec	Totals
2014	36,900	54,300	40,200	58,200	53,100	53,700	33,900	52,200	70,500	67,800	54,600	45,900	621,300
2015	45,300	54,300	101,700	56,100	55,800	48,000	38,400	55,500	70,800	73,800	53,100	41,400	694,200
2016	41,400	55,800	0	57,900	58,200	50,400	34,800	52,800	71,700	60,600	50,400	50,700	584,700
2017	38,700	51,000	51,900	57,300	55,200	54,300	36,000	39,000	58,500	59,100	58,500	46,500	606,000
2018	51,300	0	45,000	59,400	0	31,500	37,200	71,100	79,200	0	0	0	374,700
Totals	213,600	215,400	238,800	288,900	222,300	237,900	180,300	270,600	350,700	261,300	216,600	184,500	2,880,900

Place: [WIGGS] WIGGS 052
 1300 CIRCLE DRIVE

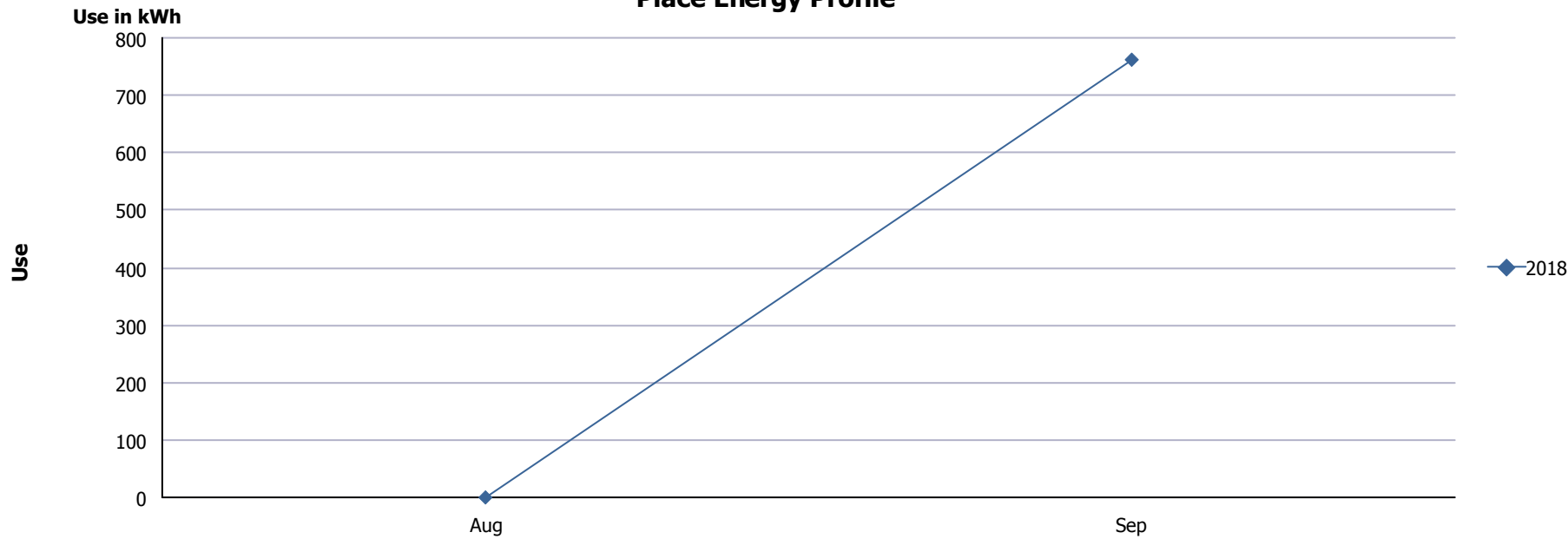
Place Energy Profile



Year	Jan	Feb	Mar	Apr	May	Jun	Jul	Aug	Sep	Oct	Nov	Dec	Totals
2014	41,360	62,120	41,280	49,380	55,380	45,020	26,120	33,040	69,240	67,080	52,200	46,380	588,600
2015	52,620	60,420	45,220	55,640	53,420	48,680	36,580	46,680	71,480	63,880	52,040	40,660	627,320
2016	45,280	58,720	48,880	50,120	51,580	46,880	28,400	47,720	70,540	59,240	51,680	52,060	611,100
2017	38,720	49,800	49,340	50,320	54,960	52,800	32,940	30,800	62,880	61,100	53,960	43,600	581,220
2018	49,140	60,620	55,620	46,640	56,520	59,720	37,260	36,840	69,680	0	0	0	472,040
Totals	227,120	291,680	240,340	252,100	271,860	253,100	161,300	195,080	343,820	251,300	209,880	182,700	2,880,280

Place: [ZANEGREYWAREHOUSE] ZANE GREY WAREHOUSE
 12 Zane Grey St. Ste. B
 El Paso, TX, 79906

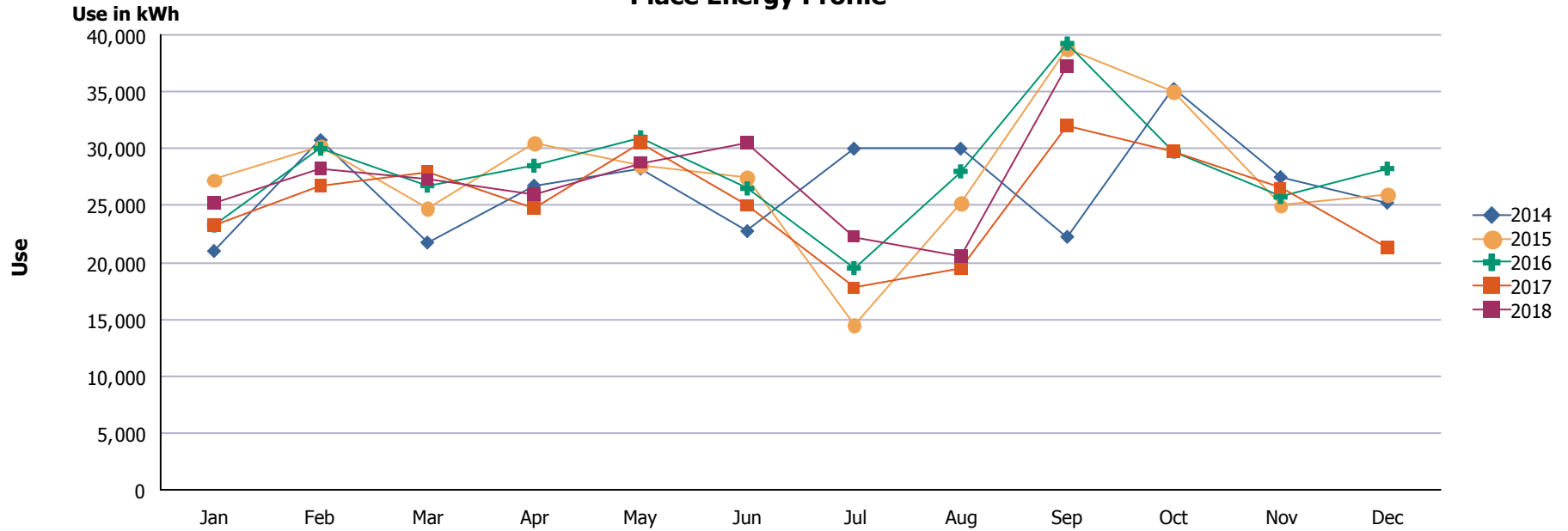
Place Energy Profile



Year	Aug	Sep	Totals
2018	0	762	762
Totals	0	762	762

Place: [ZAVALA] ZAVALA 148
 51 N. HAMMETT

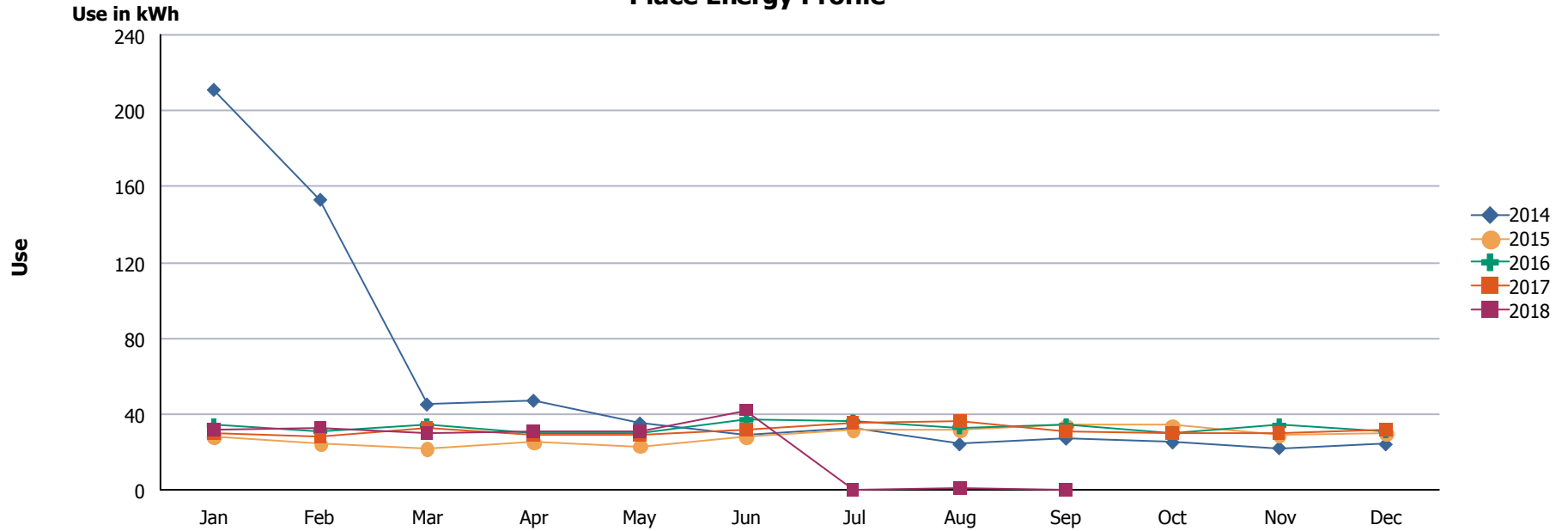
Place Energy Profile



Year	Jan	Feb	Mar	Apr	May	Jun	Jul	Aug	Sep	Oct	Nov	Dec	Totals
2014	21,000	30,750	21,750	26,750	28,250	22,750	30,000	30,000	22,250	35,250	27,500	25,250	321,500
2015	27,250	30,250	24,750	30,500	28,500	27,500	14,500	25,250	38,750	35,000	25,000	26,000	333,250
2016	23,250	30,000	26,750	28,500	31,000	26,500	19,500	28,000	39,250	29,750	25,750	28,250	336,500
2017	23,250	26,750	28,000	24,750	30,500	25,000	17,750	19,500	32,000	29,750	26,500	21,250	305,000
2018	25,250	28,250	27,250	26,000	28,750	30,500	22,250	20,500	37,250	0	0	0	246,000
Totals	120,000	146,000	128,500	136,500	147,000	132,250	104,000	123,250	169,500	129,750	104,750	100,750	1,542,250

Place: [ZUNI] ZUNI COTTAGES 952
 1308 ZUNI PLACE

Place Energy Profile

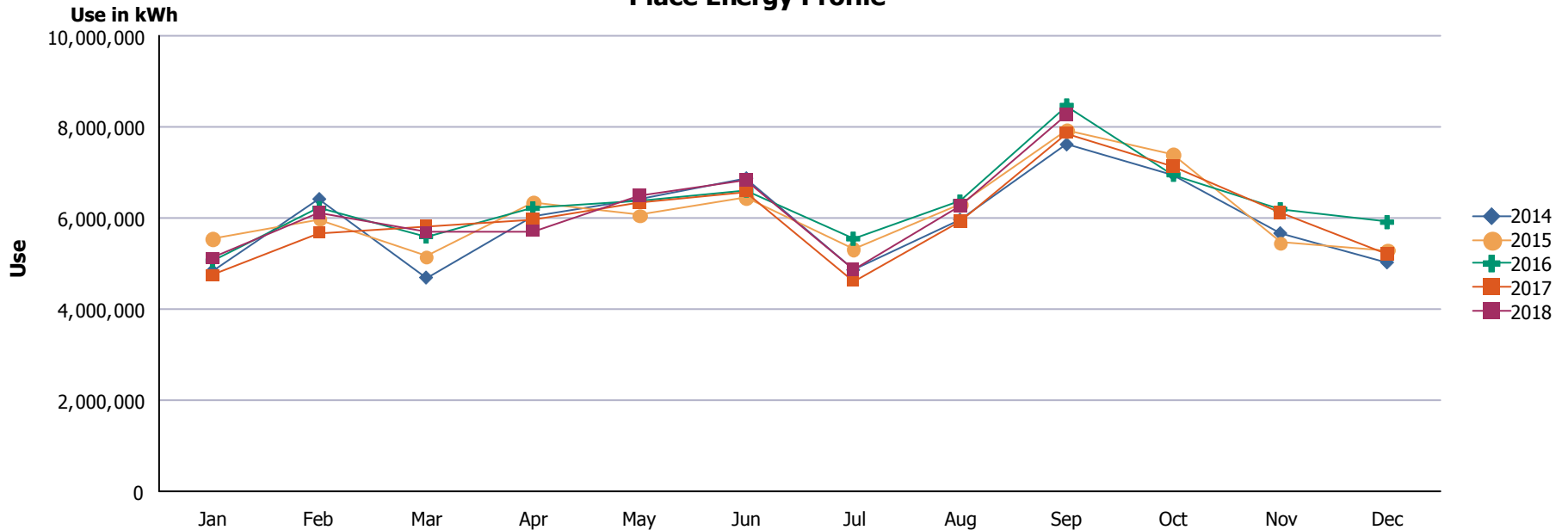


Year	Jan	Feb	Mar	Apr	May	Jun	Jul	Aug	Sep	Oct	Nov	Dec	Totals
2014	211	153	45	47	35	29	33	24	27	25	22	24	675
2015	28	24	22	25	23	28	32	32	34	34	29	30	341
2016	34	31	34	30	30	37	36	33	34	30	34	31	394
2017	30	28	33	29	29	32	35	36	31	30	30	32	375
2018	32	33	30	31	31	42	0	1	0	0	0	0	200
Totals	335	269	164	162	148	168	136	126	126	119	115	117	1,985

Summary

Place: [El Paso ISD - TX] El Paso ISD - TX

Place Energy Profile



Year	Jan	Feb	Mar	Apr	May	Jun	Jul	Aug	Sep	Oct	Nov	Dec	Totals
2014	4,842,680	6,416,598	4,694,108	6,021,732	6,422,352	6,873,308	4,862,193	5,965,436	7,615,512	6,957,765	5,666,245	5,027,329	71,365,258
2015	5,540,439	5,980,260	5,154,242	6,341,028	6,061,136	6,447,446	5,328,073	6,309,694	7,922,187	7,387,728	5,457,541	5,301,014	73,230,788
2016	5,061,775	6,214,017	5,594,709	6,212,403	6,395,287	6,605,115	5,546,503	6,363,363	8,471,091	6,950,274	6,192,429	5,909,573	75,516,539
2017	4,737,089	5,678,095	5,819,823	5,957,492	6,323,187	6,582,197	4,622,466	5,915,271	7,864,167	7,141,874	6,107,439	5,219,358	71,968,457
2018	5,116,495	6,112,266	5,683,298	5,712,489	6,486,175	6,833,945	4,879,124	6,266,805	8,265,572	0	0	0	55,356,169
Totals	25,298,478	30,401,236	26,946,180	30,245,144	31,688,137	33,342,011	25,238,359	30,820,569	40,138,529	28,437,641	23,423,654	21,457,274	347,437,212

Requested by: deiland

Client Version:

Report version:11

Filters: Commodity Equals Electric; Meters in Building Name: Not one of ZACH WHITE MODULAR SCHOOL 147;START SCHOOL EARLY 1 DAY VALUE;STADIUM RATE CHANGES;SKY PARK IB1;SKY PARK I 200;SKY PARK;REMCON COTTAGES;PARKDALE COTTAGES 957;NORTHEAST BOOK DEPOSITORY 814;NEW COMPUTERS SINCE JUNE 1990;Lighting;HONDO PASS COTTAGES;Butterfield Trail Warehouse;BRANON COTTAGES 955;BLUE FLAME BLDG.;BARCELONA COTTAGES;ALL REFUNDS AND REBATES; Bill is Void Equals 0; Account is Active Equals 1; Bill is from External Vendor Equals 1; Billing Period Between Jan 2014 and Sep 2018; First Month (1-12) Equals 1