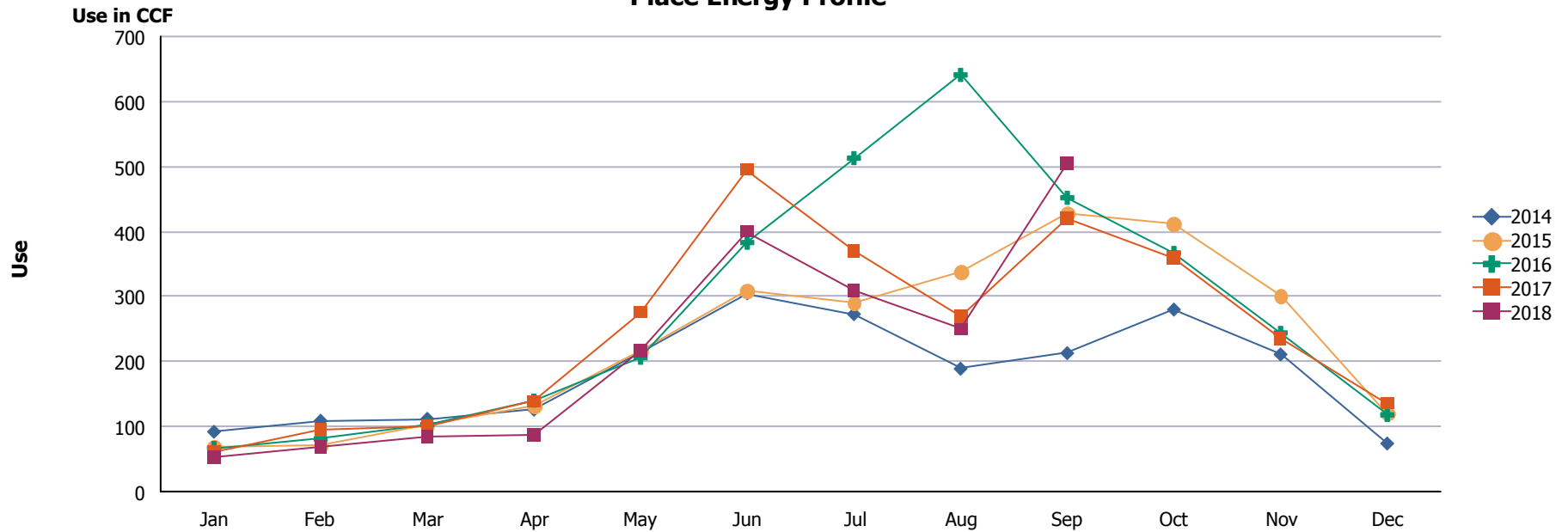


Place: [ALTA] ALTA VISTA 102

1000 N, GRAMA

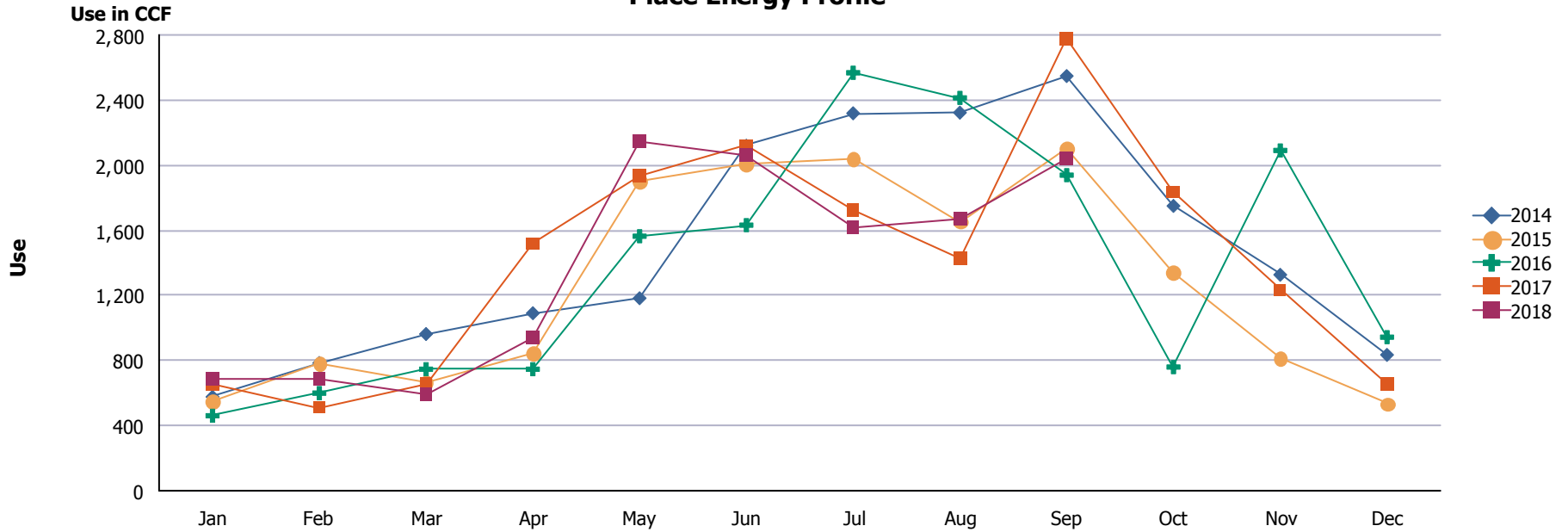
Place Energy Profile



Year	Jan	Feb	Mar	Apr	May	Jun	Jul	Aug	Sep	Oct	Nov	Dec	Totals
2014	92	109	112	126	215	305	273	189	213	280	211	74	2,199
2015	68	71	102	133	216	310	290	338	428	413	302	120	2,791
2016	67	81	103	140	206	383	513	641	452	367	244	118	3,315
2017	61	96	101	139	276	495	369	270	420	360	236	136	2,959
2018	52	68	84	87	217	400	310	250	505	0	0	0	1,973
Totals	340	425	502	625	1,130	1,893	1,755	1,688	2,018	1,420	993	448	13,237

Place: [ADDRESS] ADDRESS 001
 5400 SUN VALLEY

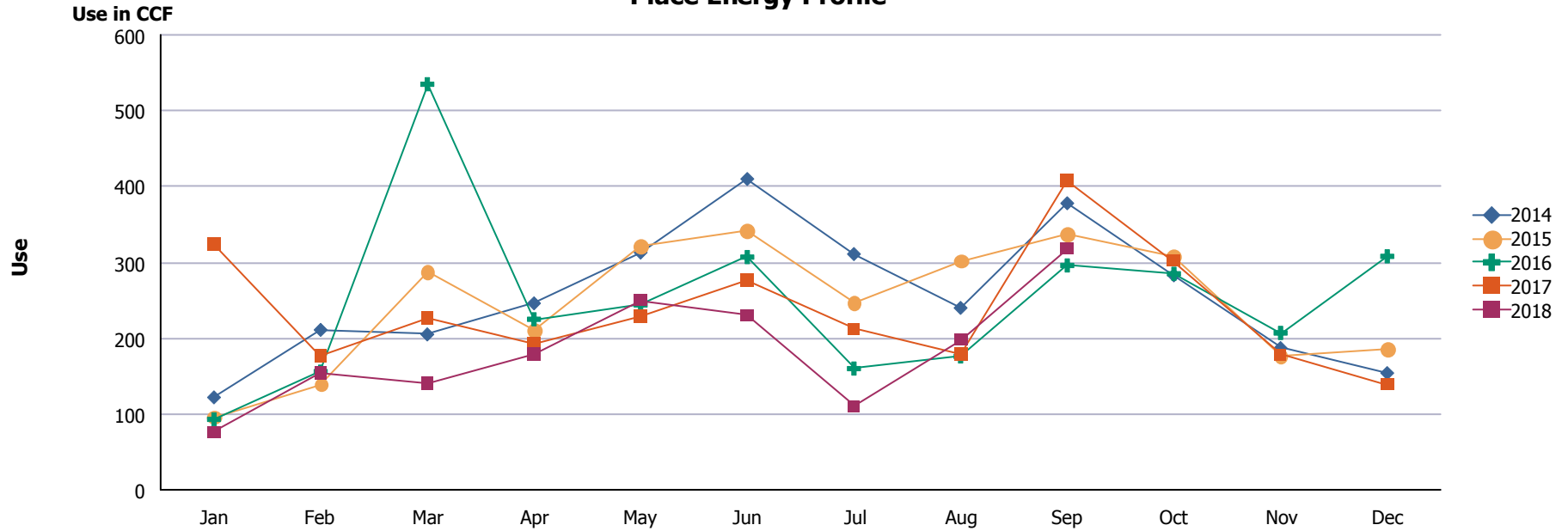
Place Energy Profile



Year	Jan	Feb	Mar	Apr	May	Jun	Jul	Aug	Sep	Oct	Nov	Dec	Totals
2014	577	785	963	1,091	1,183	2,120	2,319	2,323	2,548	1,750	1,327	835	17,821
2015	546	781	669	844	1,900	2,007	2,039	1,653	2,104	1,341	814	535	15,233
2016	461	600	747	747	1,564	1,632	2,568	2,414	1,939	760	2,091	944	16,467
2017	657	511	658	1,517	1,936	2,119	1,722	1,423	2,781	1,834	1,231	658	17,047
2018	685	685	591	937	2,144	2,060	1,614	1,672	2,037	0	0	0	12,425
Totals	2,926	3,362	3,628	5,136	8,727	9,938	10,262	9,485	11,409	5,685	5,463	2,972	78,993

Place: [AOY] AOY 103
 901 CAMPBELL

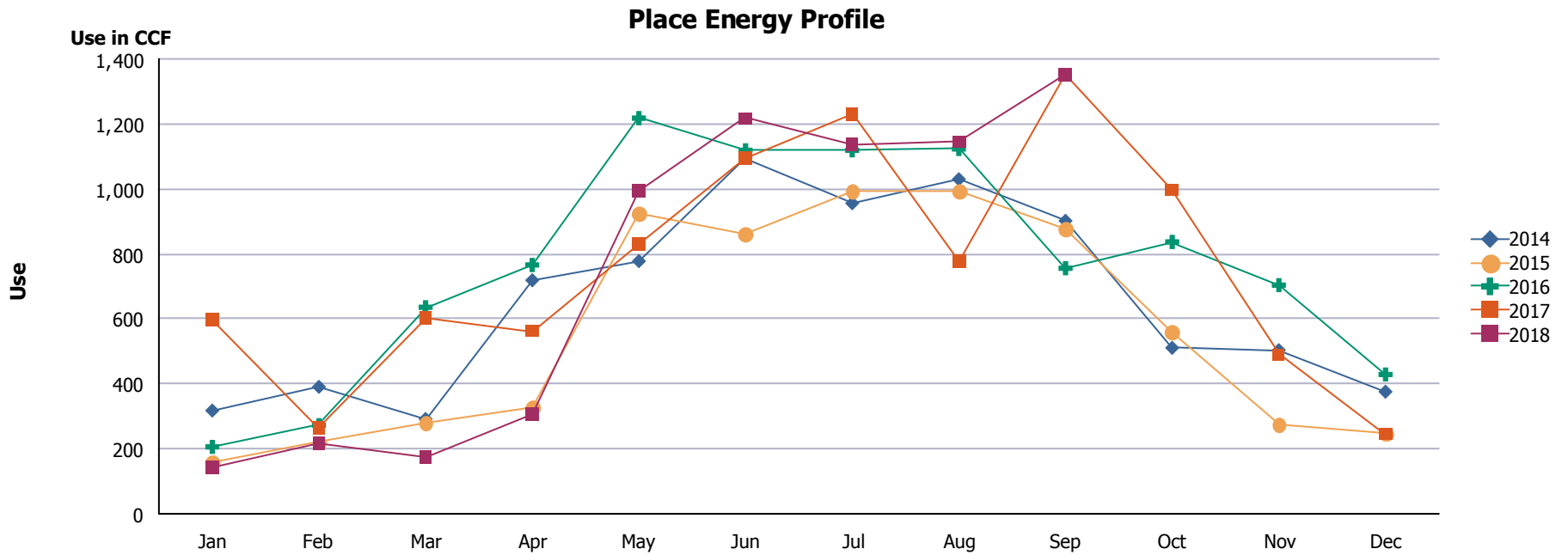
Place Energy Profile



Year	Jan	Feb	Mar	Apr	May	Jun	Jul	Aug	Sep	Oct	Nov	Dec	Totals
2014	122	211	205	246	313	410	311	240	378	283	187	154	3,060
2015	96	139	287	211	322	342	247	302	338	308	176	186	2,954
2016	93	156	535	225	244	307	160	176	296	285	207	308	2,992
2017	324	177	227	192	229	277	212	179	408	302	178	139	2,844
2018	76	154	140	179	250	230	110	198	318	0	0	0	1,655
Totals	711	837	1,394	1,053	1,358	1,566	1,040	1,095	1,738	1,178	748	787	13,505

Place: [ARMENDARIZ_1] ARMENDARIZ MIDDLE SCHOOL

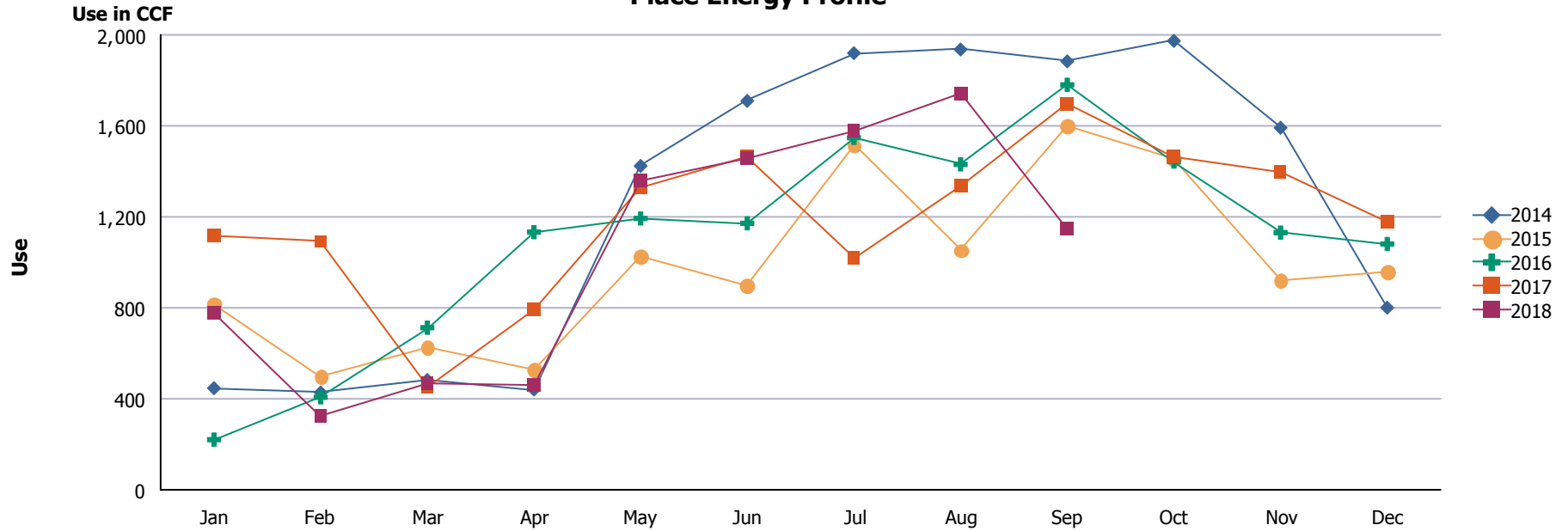
2231 ARIZONA DR.



Year	Jan	Feb	Mar	Apr	May	Jun	Jul	Aug	Sep	Oct	Nov	Dec	Totals
2014	318	391	292	719	778	1,096	956	1,030	902	511	504	376	7,873
2015	160	220	281	328	923	862	995	995	876	561	273	246	6,720
2016	206	273	636	766	1,218	1,119	1,119	1,123	756	837	704	429	9,186
2017	597	266	604	562	831	1,095	1,230	776	1,353	996	489	245	9,044
2018	144	218	173	305	994	1,218	1,135	1,144	1,352	0	0	0	6,683
Totals	1,425	1,368	1,986	2,680	4,744	5,390	5,435	5,068	5,239	2,905	1,970	1,296	39,506

Place: [AUSTIN] AUSTIN 002
 3500 MEMPHIS AVE

Place Energy Profile

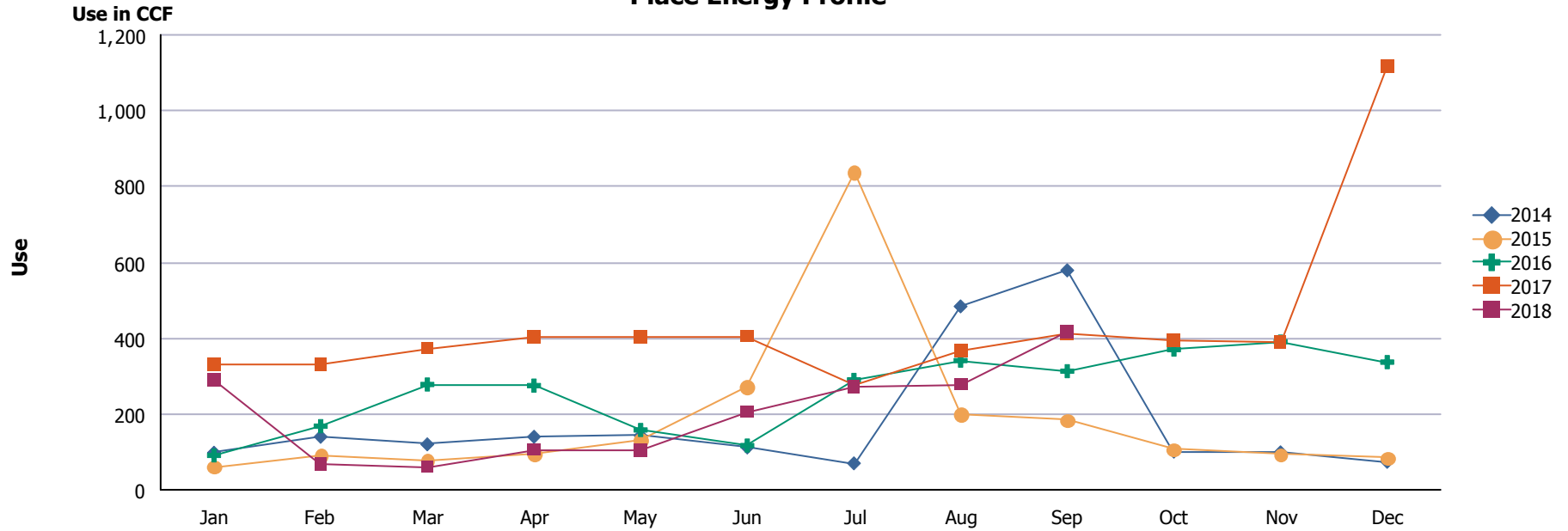


Year	Jan	Feb	Mar	Apr	May	Jun	Jul	Aug	Sep	Oct	Nov	Dec	Totals
2014	447	428	483	441	1,424	1,710	1,920	1,936	1,884	1,974	1,592	801	15,040
2015	818	497	625	528	1,027	897	1,514	1,053	1,599	1,457	923	956	11,894
2016	221	407	713	1,133	1,193	1,172	1,548	1,431	1,781	1,443	1,131	1,081	13,254
2017	1,118	1,091	451	794	1,331	1,467	1,019	1,335	1,698	1,462	1,399	1,175	14,340
2018	779	322	468	463	1,360	1,455	1,578	1,741	1,149	0	0	0	9,315
Totals	3,383	2,745	2,740	3,359	6,335	6,701	7,579	7,496	8,111	6,336	5,045	4,013	63,843

Place: [BARRON ELEMENTARY] Barron Elementary 165

11155 Whitey Ford

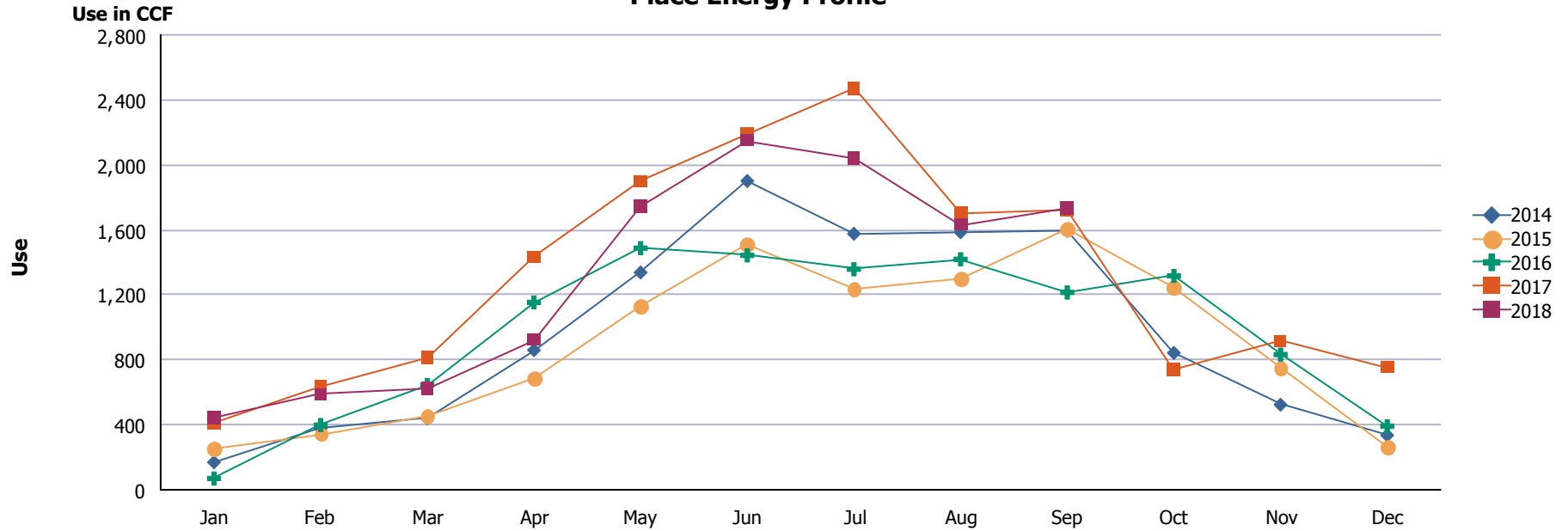
Place Energy Profile



Year	Jan	Feb	Mar	Apr	May	Jun	Jul	Aug	Sep	Oct	Nov	Dec	Totals
2014	98	140	120	140	143	112	70	484	579	101	99	74	2,160
2015	61	89	76	95	130	272	838	200	184	107	93	84	2,229
2016	91	168	278	275	158	117	290	341	313	370	391	337	3,129
2017	332	329	373	403	404	405	274	367	410	395	391	1,117	5,200
2018	291	69	61	106	105	206	272	278	416	0	0	0	1,804
Totals	873	795	908	1,019	940	1,112	1,744	1,670	1,902	973	974	1,612	14,522

Place: [BASSETT] BASSETT 049
 4400 ELM

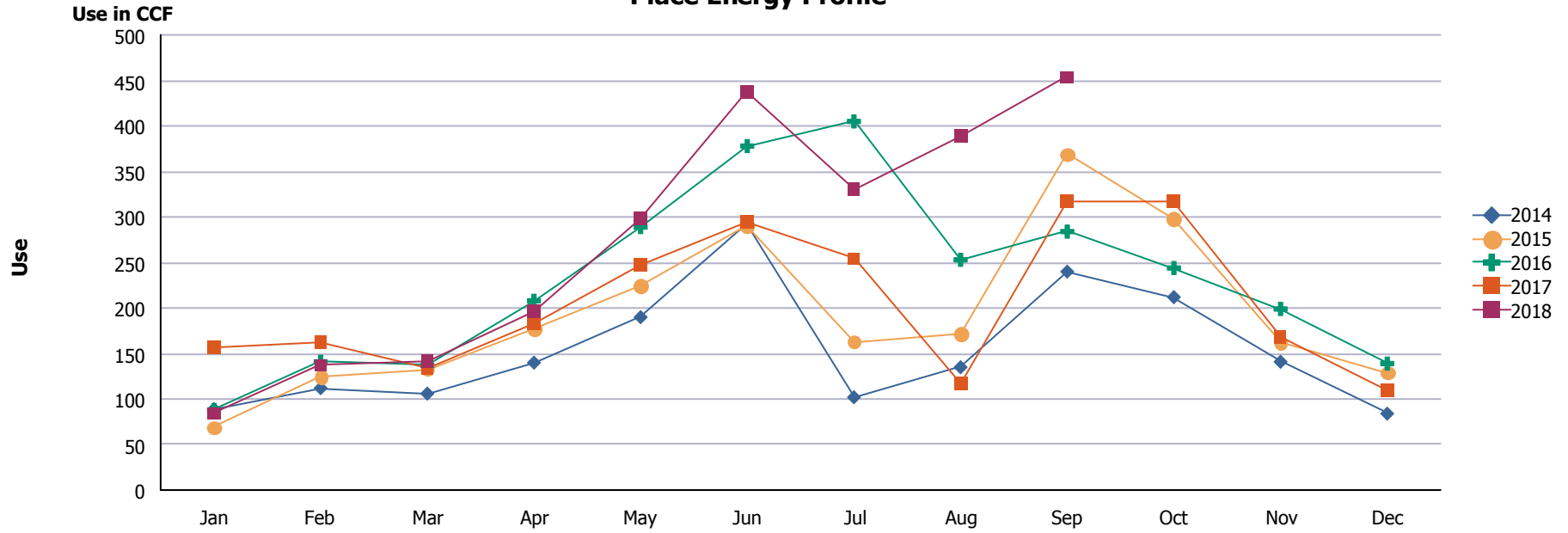
Place Energy Profile



Year	Jan	Feb	Mar	Apr	May	Jun	Jul	Aug	Sep	Oct	Nov	Dec	Totals
2014	170	377	440	860	1,338	1,901	1,576	1,586	1,595	843	524	336	11,546
2015	252	342	453	684	1,133	1,512	1,235	1,299	1,604	1,250	753	267	10,784
2016	70	399	646	1,154	1,488	1,443	1,358	1,419	1,215	1,317	833	391	11,733
2017	413	634	813	1,433	1,897	2,185	2,474	1,700	1,720	739	915	755	15,678
2018	444	587	625	924	1,740	2,150	2,036	1,632	1,734	0	0	0	11,872
Totals	1,349	2,339	2,977	5,055	7,596	9,191	8,679	7,636	7,868	4,149	3,025	1,749	61,613

Place: [BEALL] BEALL 104
 320 S. PIEDRAS

Place Energy Profile



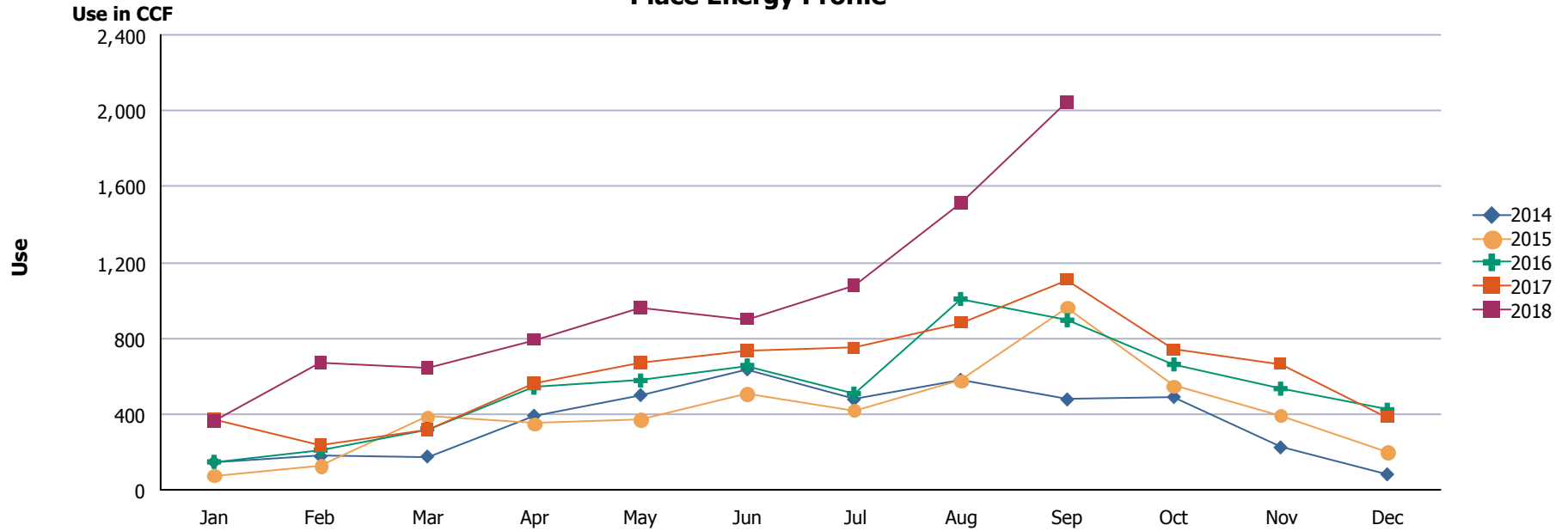
Year	Jan	Feb	Mar	Apr	May	Jun	Jul	Aug	Sep	Oct	Nov	Dec	Totals
2014	89	112	106	140	190	293	102	135	240	212	141	84	1,844
2015	69	124	133	178	224	291	163	172	369	298	162	129	2,312
2016	88	141	137	208	289	378	405	253	284	244	199	139	2,765
2017	156	162	134	183	247	294	254	117	317	317	168	109	2,458
2018	84	137	141	196	298	438	330	389	454	0	0	0	2,467
Totals	486	676	651	905	1,248	1,694	1,254	1,066	1,664	1,071	670	461	11,846

Place: [BLISS] BLISS

105

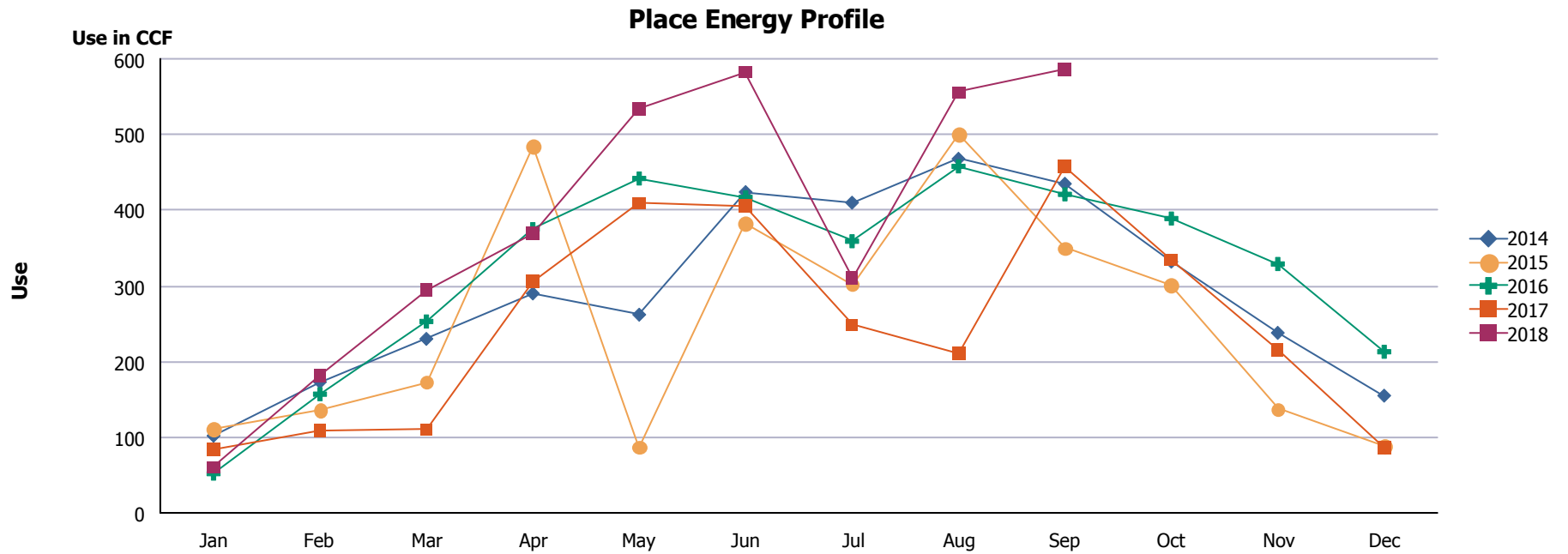
4401 SHERIDAN

Place Energy Profile



Year	Jan	Feb	Mar	Apr	May	Jun	Jul	Aug	Sep	Oct	Nov	Dec	Totals
2014	147	177	176	391	500	636	477	581	477	490	224	82	4,358
2015	76	125	385	349	372	504	421	576	964	549	393	198	4,912
2016	148	210	321	539	577	656	508	1,007	895	662	534	423	6,480
2017	373	235	320	563	667	736	748	882	1,109	739	665	384	7,421
2018	365	669	640	792	961	900	1,076	1,510	2,046	0	0	0	8,959
Totals	1,109	1,416	1,842	2,634	3,077	3,432	3,230	4,556	5,491	2,440	1,816	1,087	32,130

Place: [BOND_2] BOND 160
 250 LINDBERGH



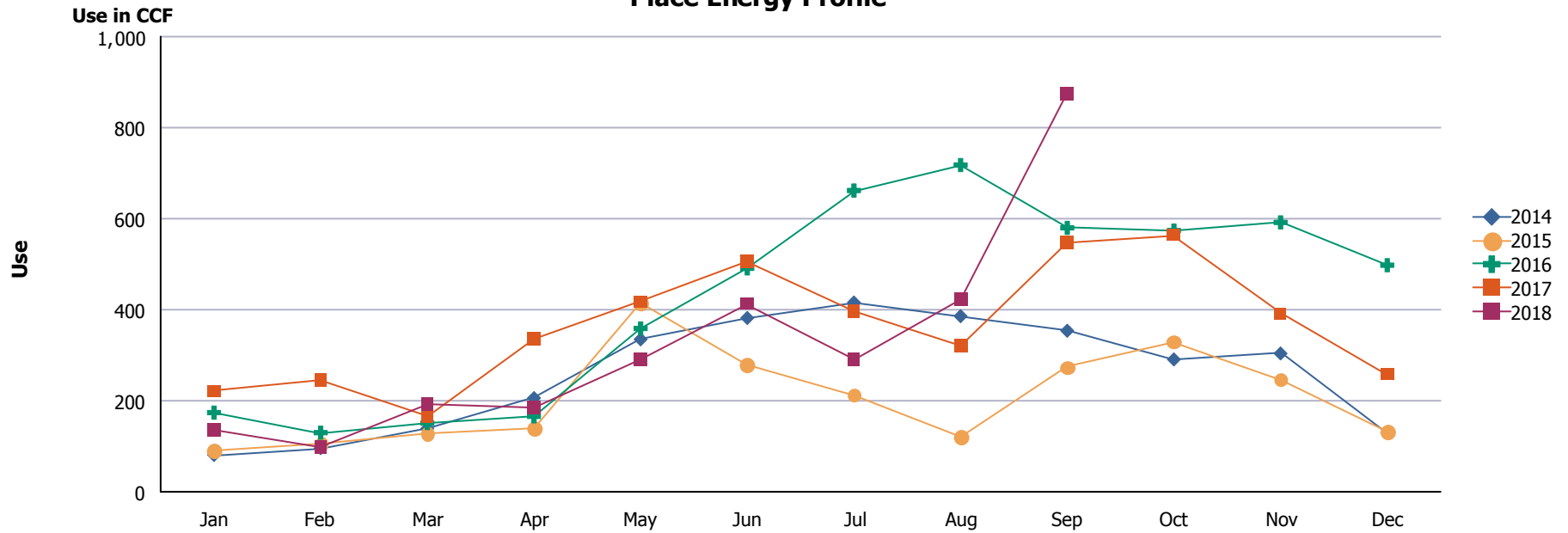
Year	Jan	Feb	Mar	Apr	May	Jun	Jul	Aug	Sep	Oct	Nov	Dec	Totals
2014	102	173	230	290	262	424	410	468	435	332	238	155	3,519
2015	111	136	173	484	87	382	302	500	350	301	137	88	3,051
2016	52	157	253	375	442	417	359	458	421	389	329	213	3,865
2017	83	109	110	305	409	405	248	210	457	334	215	86	2,971
2018	60	181	294	369	534	583	310	556	587	0	0	0	3,474
Totals	408	756	1,060	1,823	1,734	2,211	1,629	2,192	2,250	1,356	919	542	16,880

Place: [BONHAM] BONHAM

106

7024 CIELO VISTA

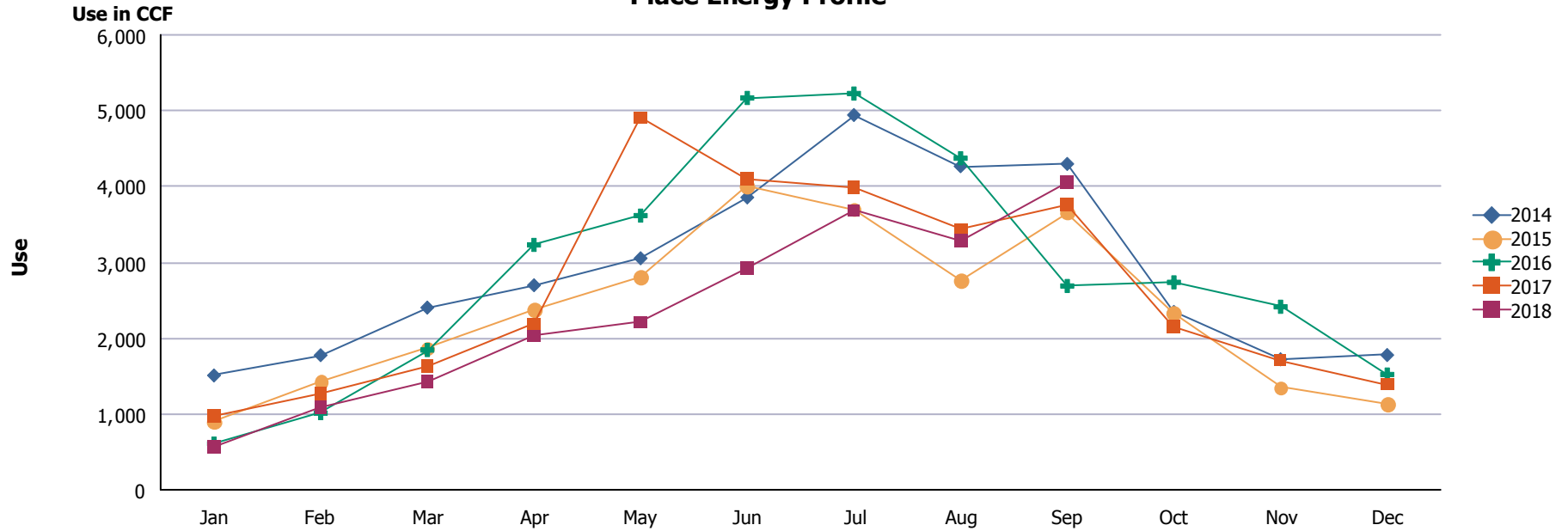
Place Energy Profile



Year	Jan	Feb	Mar	Apr	May	Jun	Jul	Aug	Sep	Oct	Nov	Dec	Totals
2014	81	96	139	206	335	382	416	386	354	291	304	130	3,120
2015	91	106	128	140	415	278	213	120	274	330	247	132	2,474
2016	174	130	151	166	359	491	662	718	580	574	592	498	5,095
2017	221	244	165	336	417	505	397	320	546	564	391	258	4,364
2018	135	97	192	184	291	413	290	423	876	0	0	0	2,901
Totals	702	673	775	1,032	1,817	2,069	1,978	1,967	2,630	1,759	1,534	1,018	17,954

Place: [BOWIE] BOWIE 003
 801 S. SAN MARCIAL

Place Energy Profile



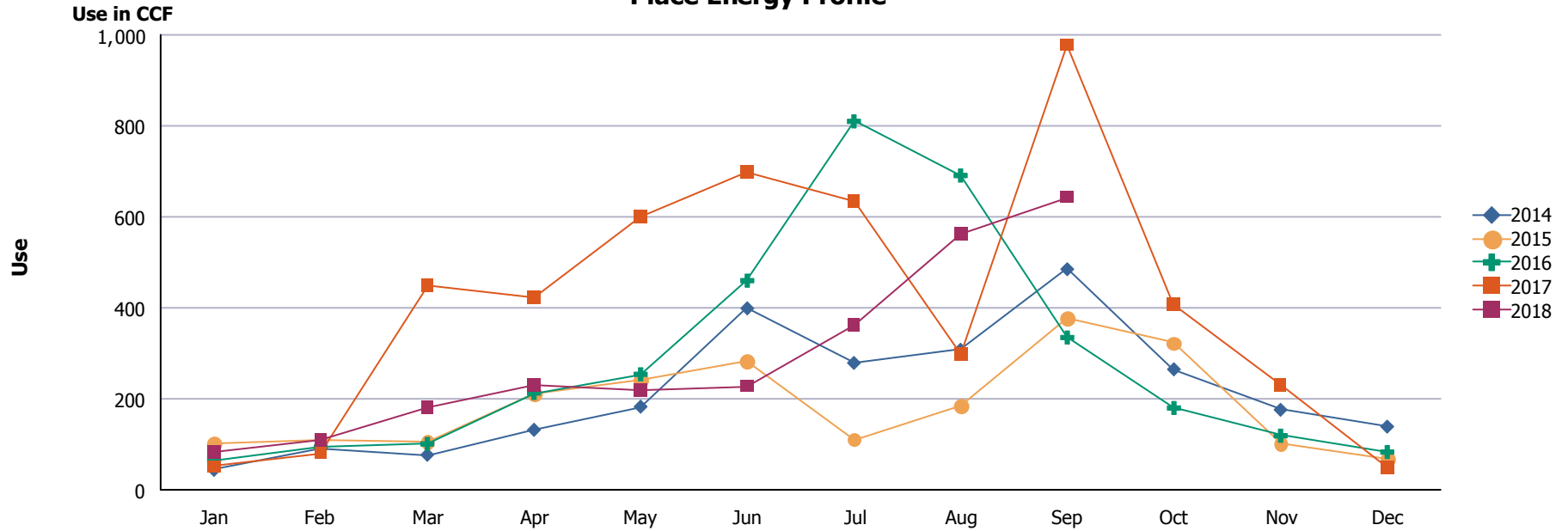
Year	Jan	Feb	Mar	Apr	May	Jun	Jul	Aug	Sep	Oct	Nov	Dec	Totals
2014	1,509	1,776	2,404	2,699	3,055	3,857	4,944	4,268	4,299	2,347	1,722	1,778	34,658
2015	897	1,420	1,871	2,370	2,812	4,004	3,701	2,763	3,656	2,327	1,349	1,130	28,300
2016	610	1,012	1,845	3,231	3,617	5,169	5,227	4,374	2,689	2,737	2,415	1,521	34,447
2017	973	1,268	1,638	2,187	4,905	4,099	3,990	3,431	3,754	2,157	1,708	1,390	31,500
2018	563	1,088	1,425	2,028	2,208	2,915	3,680	3,289	4,060	0	0	0	21,256
Totals	4,552	6,564	9,183	12,515	16,597	20,044	21,542	18,125	18,458	9,568	7,194	5,819	150,161

Place: [BRADLEY] BRADLEY

158

5330 SWEETWATER

Place Energy Profile

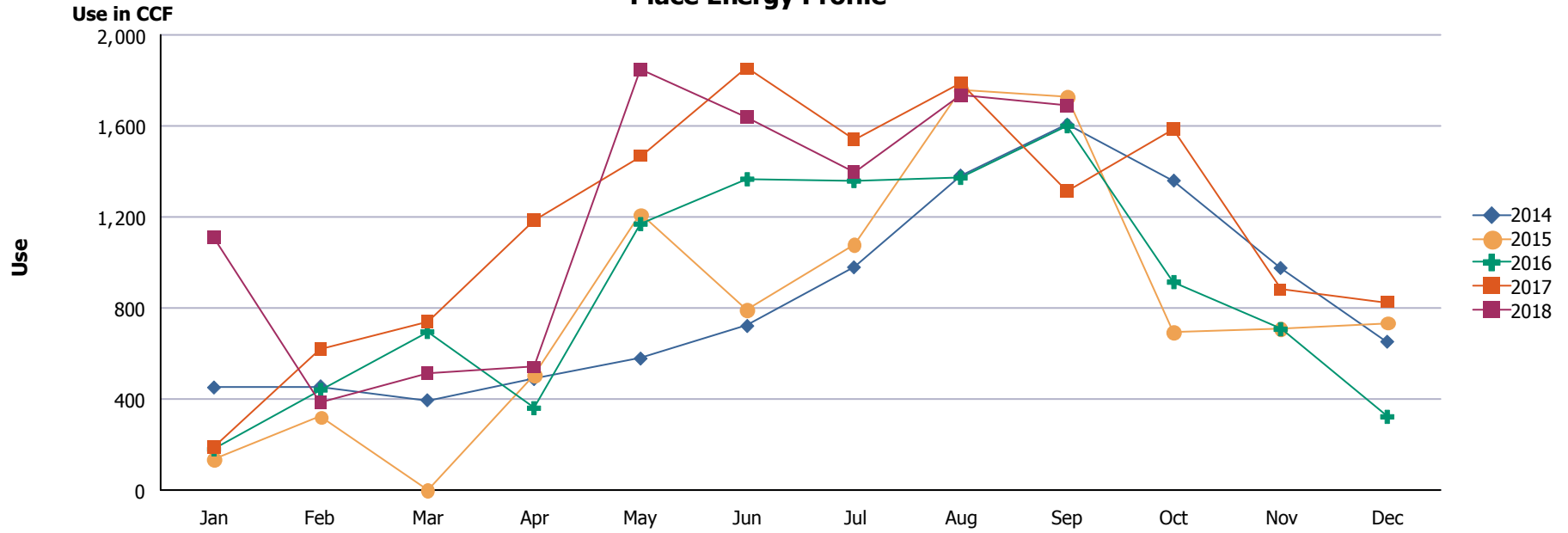


Year	Jan	Feb	Mar	Apr	May	Jun	Jul	Aug	Sep	Oct	Nov	Dec	Totals
2014	44	89	77	132	183	399	279	308	485	265	176	139	2,576
2015	101	110	106	210	242	282	111	184	377	323	101	69	2,216
2016	65	94	101	213	254	460	810	691	335	180	119	83	3,405
2017	51	81	448	422	599	697	633	298	979	408	230	49	4,895
2018	84	110	181	231	218	228	362	561	643	0	0	0	2,618
Totals	345	484	913	1,208	1,496	2,066	2,195	2,042	2,819	1,176	626	340	15,710

Place: [BROWN] BROWN MIDDLE SCHOOL 056

7820 Helen of Troy

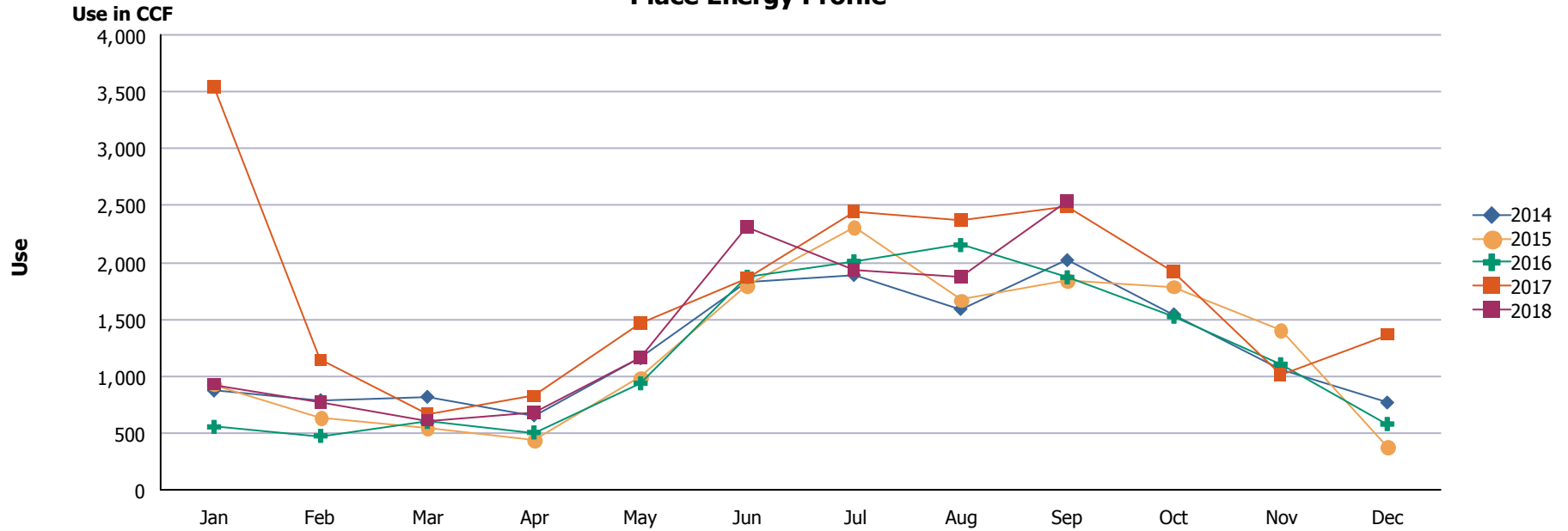
Place Energy Profile



Year	Jan	Feb	Mar	Apr	May	Jun	Jul	Aug	Sep	Oct	Nov	Dec	Totals
2014	451	456	395	488	578	721	979	1,382	1,606	1,360	976	652	10,044
2015	135	321	0	507	1,212	790	1,080	1,756	1,727	692	710	735	9,665
2016	179	440	695	360	1,169	1,366	1,358	1,372	1,599	914	707	322	10,481
2017	189	619	739	1,183	1,468	1,853	1,541	1,791	1,315	1,586	880	826	13,990
2018	1,111	384	512	540	1,848	1,640	1,395	1,735	1,688	0	0	0	10,853
Totals	2,065	2,220	2,341	3,078	6,275	6,370	6,353	8,036	7,935	4,552	3,273	2,535	55,033

Place: [BURGES] **BURGES** **004**
 7800 EDGEEMERE

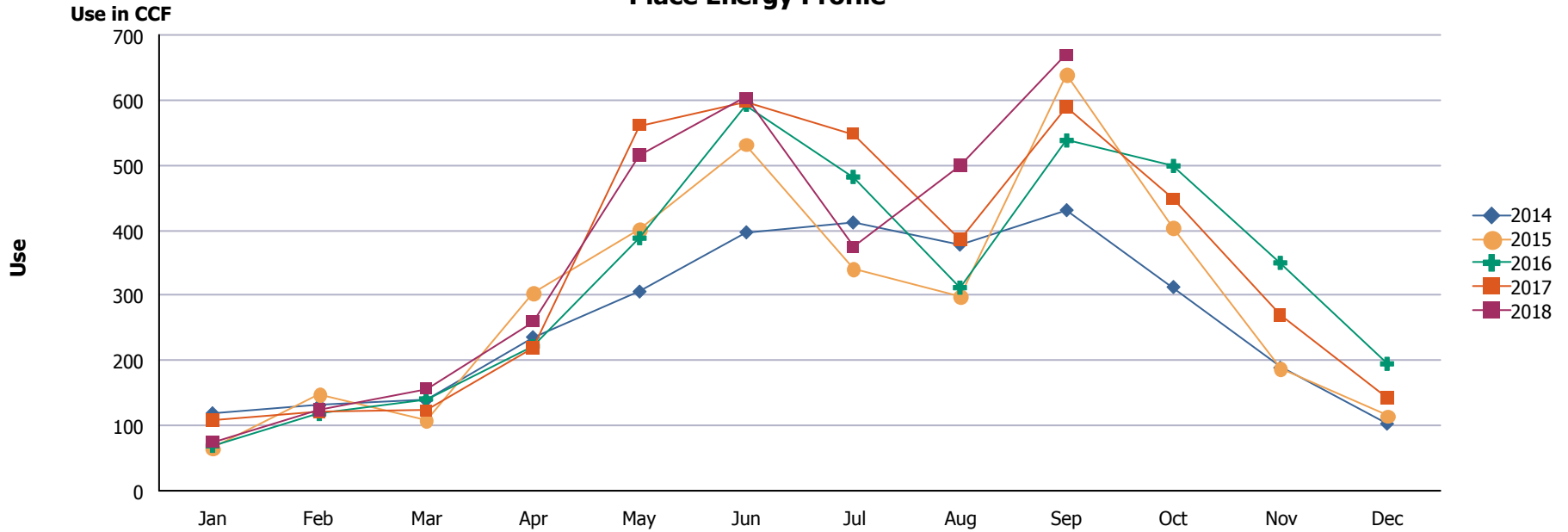
Place Energy Profile



Year	Jan	Feb	Mar	Apr	May	Jun	Jul	Aug	Sep	Oct	Nov	Dec	Totals
2014	873	788	818	655	1,158	1,825	1,889	1,591	2,020	1,543	1,064	768	14,992
2015	928	631	540	438	990	1,794	2,306	1,668	1,840	1,788	1,407	377	14,707
2016	554	475	598	505	937	1,874	2,009	2,152	1,869	1,523	1,105	579	14,180
2017	3,544	1,141	665	823	1,466	1,863	2,442	2,371	2,496	1,917	1,012	1,364	21,104
2018	927	766	611	684	1,160	2,307	1,930	1,877	2,531	0	0	0	12,793
Totals	6,826	3,801	3,232	3,105	5,711	9,663	10,576	9,659	10,756	6,771	4,588	3,088	77,776

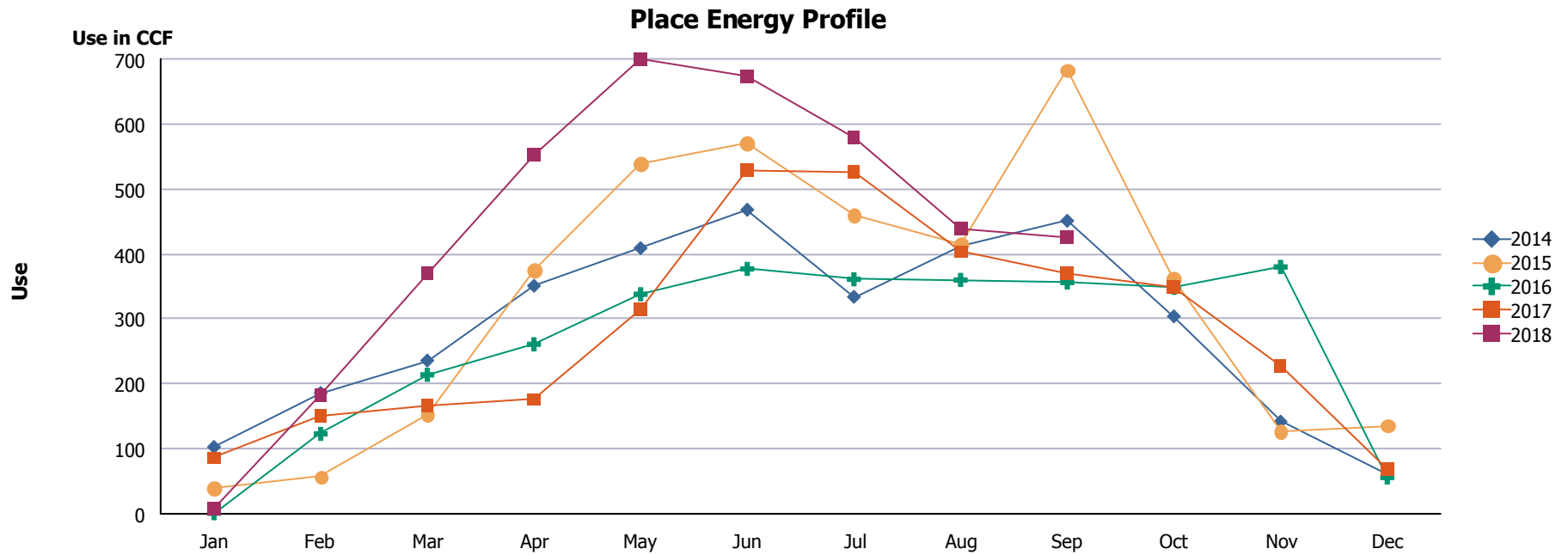
Place: [BURLESON] BURLESON 107
 4400 BLANCO

Place Energy Profile



Year	Jan	Feb	Mar	Apr	May	Jun	Jul	Aug	Sep	Oct	Nov	Dec	Totals
2014	119	131	139	236	306	397	412	378	431	313	189	103	3,154
2015	65	147	108	303	401	532	340	298	640	405	188	115	3,542
2016	69	118	141	222	388	593	482	312	538	499	350	195	3,907
2017	109	121	123	220	561	598	548	386	589	448	270	143	4,116
2018	75	125	157	260	516	604	374	499	670	0	0	0	3,280
Totals	437	642	668	1,241	2,172	2,724	2,156	1,873	2,868	1,665	997	556	17,999

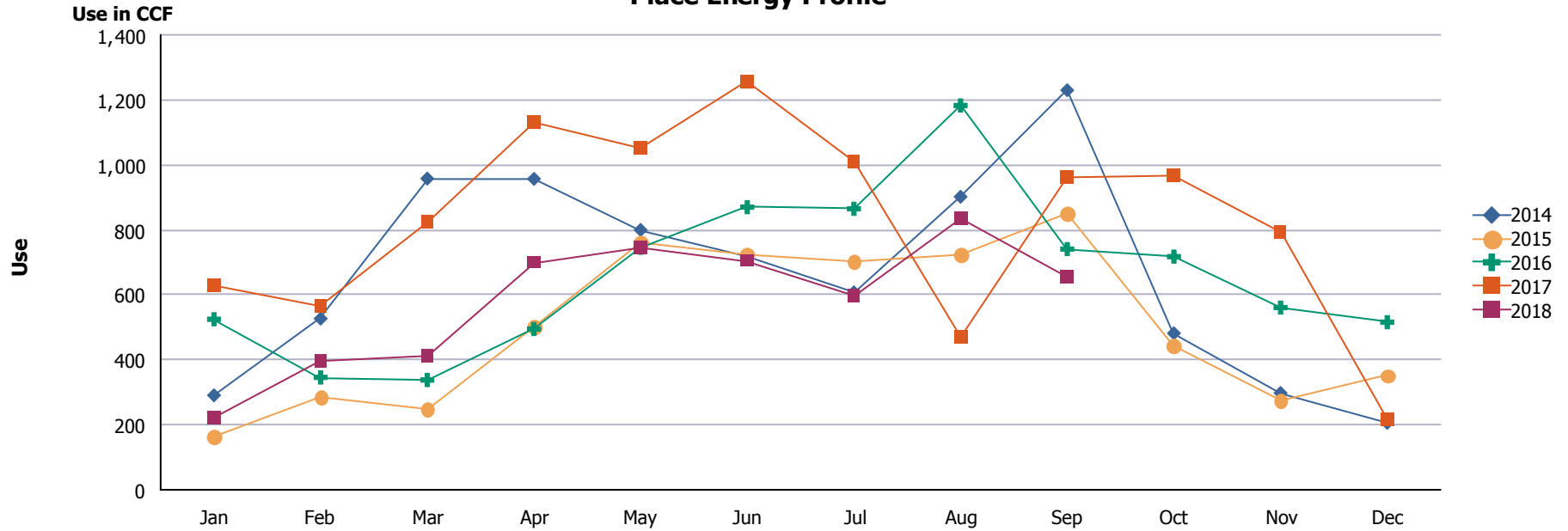
Place: [BURNET] BURNET 108
 3700 THOMASON



Year	Jan	Feb	Mar	Apr	May	Jun	Jul	Aug	Sep	Oct	Nov	Dec	Totals
2014	103	186	236	351	409	468	334	412	451	304	142	60	3,456
2015	40	57	153	376	538	570	459	415	683	362	127	136	3,916
2016	1	123	214	261	338	377	361	360	356	348	380	56	3,175
2017	86	150	166	176	315	529	526	403	370	348	228	69	3,366
2018	7	182	369	552	700	673	579	438	426	0	0	0	3,926
Totals	237	698	1,138	1,716	2,300	2,617	2,259	2,028	2,286	1,362	877	321	17,839

Place: [CANYON HILLS] CANYON HILLS 043
 8930 ECLIPSE

Place Energy Profile

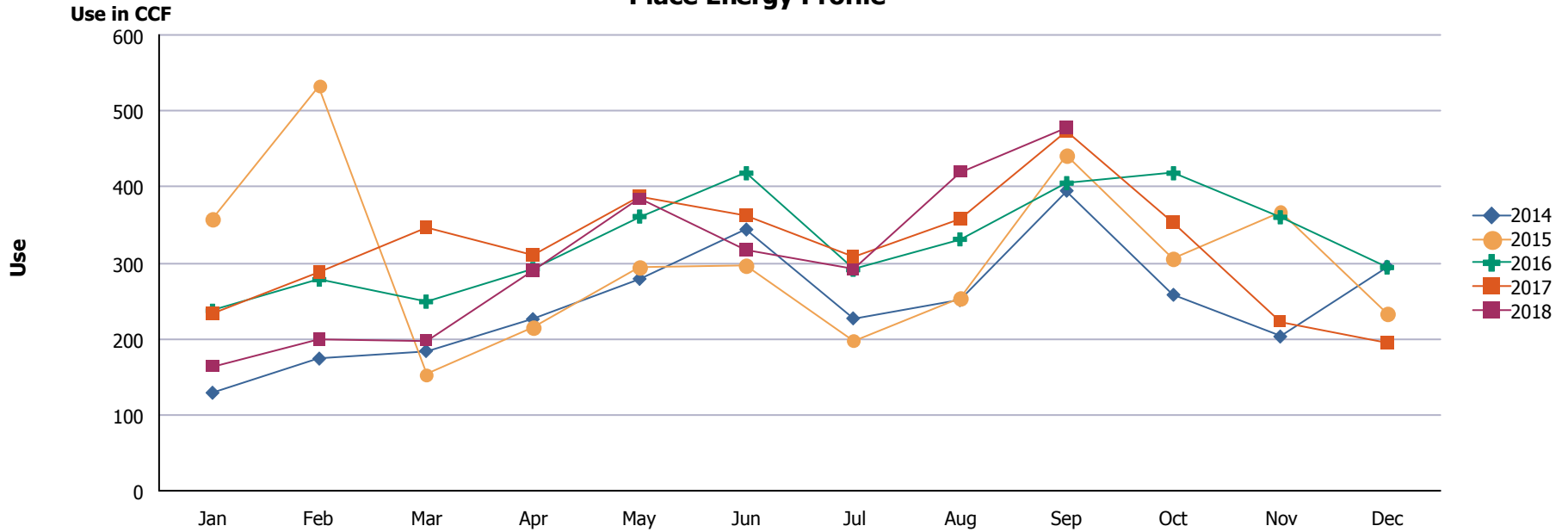


Year	Jan	Feb	Mar	Apr	May	Jun	Jul	Aug	Sep	Oct	Nov	Dec	Totals
2014	291	527	958	957	800	718	608	902	1,230	482	298	206	7,977
2015	164	285	248	502	759	723	702	722	852	444	275	352	6,028
2016	525	346	338	495	745	870	865	1,183	741	718	561	516	7,903
2017	629	566	825	1,131	1,051	1,258	1,008	472	961	966	792	217	9,876
2018	222	397	412	700	745	705	597	833	654	0	0	0	5,265
Totals	1,831	2,121	2,781	3,785	4,100	4,274	3,780	4,112	4,438	2,610	1,926	1,291	37,049

Place: [CAREER] CAREER AND TECHNOLOGY

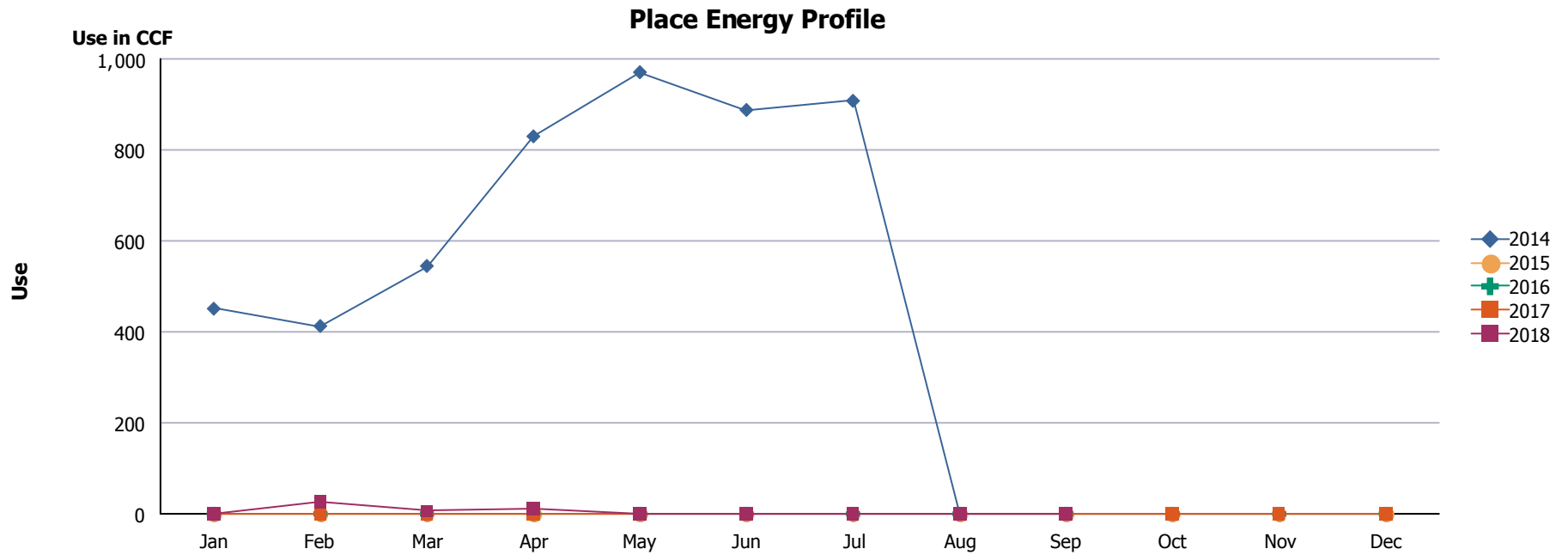
1170 Walnut Ave

Place Energy Profile



Year	Jan	Feb	Mar	Apr	May	Jun	Jul	Aug	Sep	Oct	Nov	Dec	Totals
2014	129	174	184	226	279	344	227	251	395	258	203	295	2,965
2015	357	533	153	215	294	296	198	254	442	306	367	233	3,648
2016	237	278	249	292	361	418	291	331	405	418	360	294	3,934
2017	234	288	346	310	387	362	308	358	474	354	223	194	3,838
2018	164	200	198	290	384	317	291	420	477	0	0	0	2,741
Totals	1,121	1,473	1,130	1,333	1,705	1,737	1,315	1,614	2,193	1,336	1,153	1,016	17,126

Place: [CHAPIN] CHAPIN 012
 7000 DYER ST



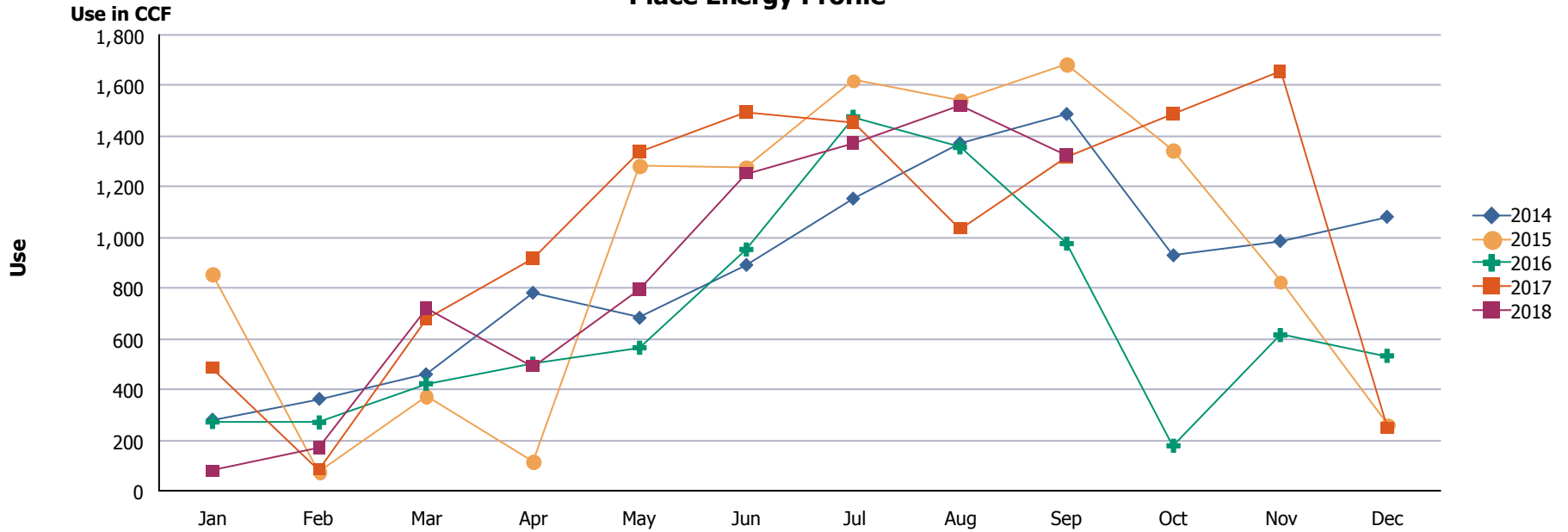
Year	Jan	Feb	Mar	Apr	May	Jun	Jul	Aug	Sep	Oct	Nov	Dec	Totals
2014	451	413	545	830	971	888	908	0	0	0	0	0	5,006
2015	0	0	0	0	0	0	0	0	0	0	0	0	0
2016	0	0	0	0	0	0	0	0	0	0	0	0	0
2017	0	0	0	0	0	0	1	0	0	0	0	0	1
2018	0	27	6	10	1	0	0	0	0	0	0	0	44
Totals	451	440	551	840	972	888	909	0	0	0	0	0	5,051

Place: [CHARLES] H.E. CHARLES

045

4909 TROJAN

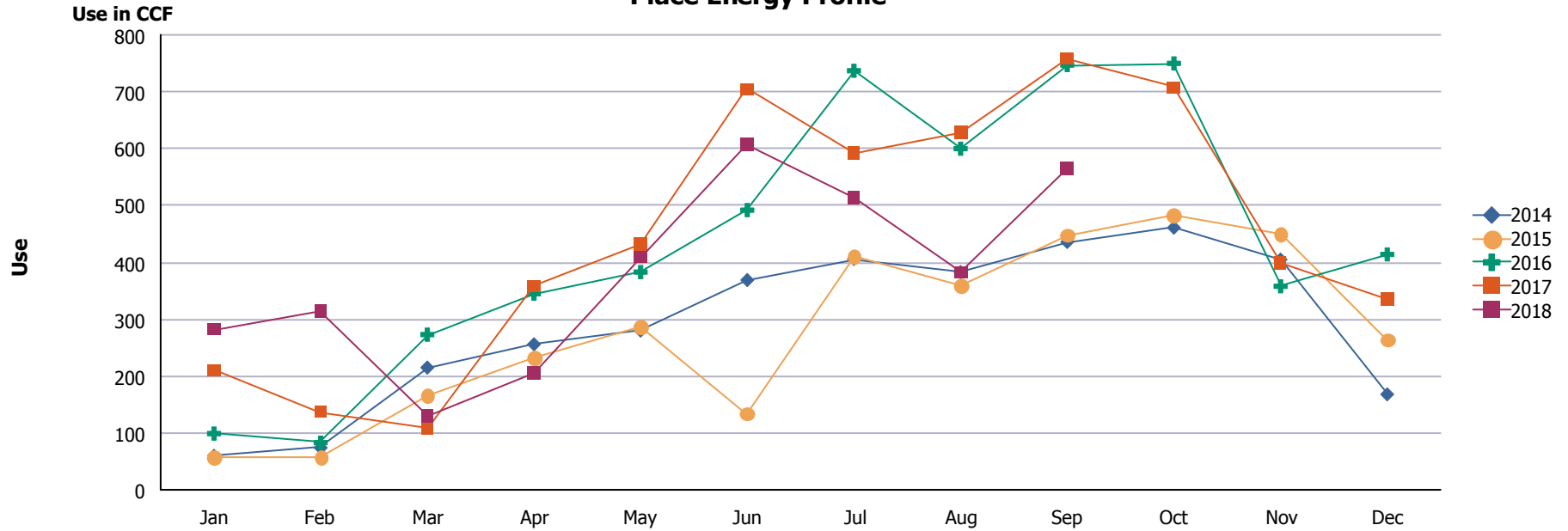
Place Energy Profile



Year	Jan	Feb	Mar	Apr	May	Jun	Jul	Aug	Sep	Oct	Nov	Dec	Totals
2014	281	363	460	782	683	892	1,154	1,373	1,488	930	986	1,082	10,474
2015	856	76	374	114	1,282	1,280	1,621	1,542	1,683	1,347	826	262	11,263
2016	272	270	423	502	565	953	1,477	1,356	976	178	615	533	8,120
2017	485	84	680	916	1,337	1,495	1,452	1,035	1,319	1,487	1,658	248	12,196
2018	79	172	718	492	796	1,253	1,374	1,519	1,325	0	0	0	7,728
Totals	1,973	965	2,655	2,806	4,663	5,873	7,078	6,825	6,791	3,942	4,085	2,125	49,781

Place: [CIELO VI] CIELO VISTA 151
 9000 BASIL

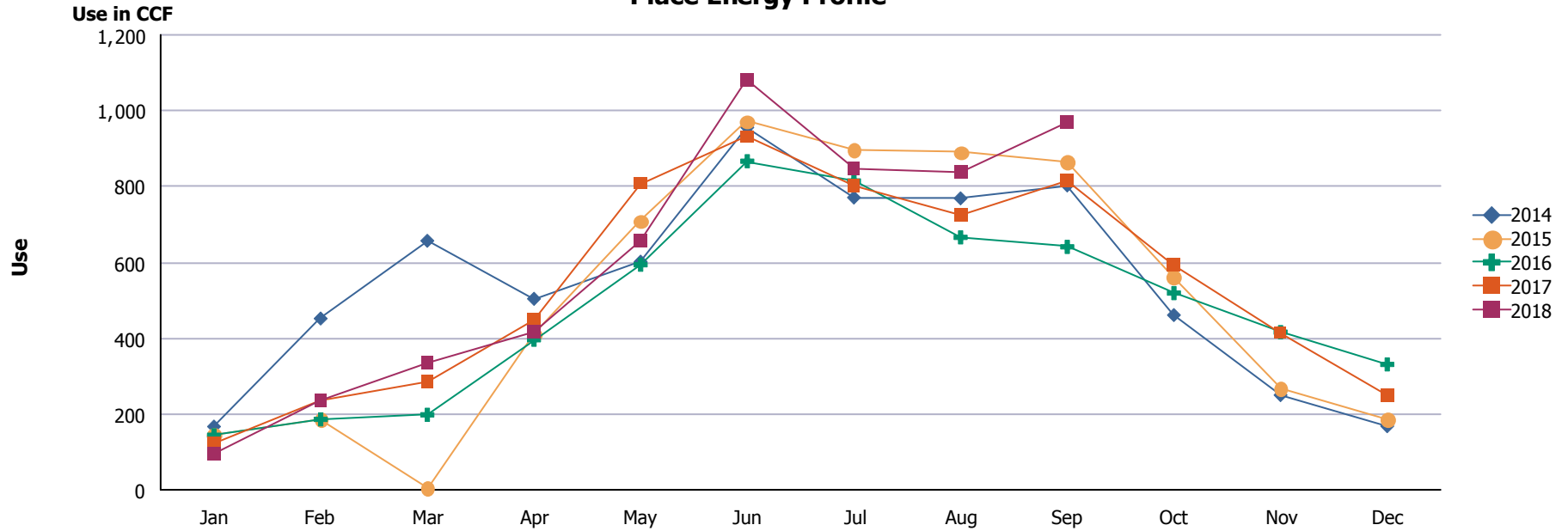
Place Energy Profile



Year	Jan	Feb	Mar	Apr	May	Jun	Jul	Aug	Sep	Oct	Nov	Dec	Totals
2014	60	74	215	256	280	369	406	383	436	461	405	168	3,513
2015	57	58	166	232	287	134	411	360	448	483	450	264	3,350
2016	99	83	273	345	383	492	737	600	747	750	358	414	5,281
2017	210	137	109	358	431	705	592	629	759	708	399	335	5,372
2018	282	314	129	206	409	607	514	382	565	0	0	0	3,408
Totals	708	666	892	1,397	1,790	2,307	2,660	2,354	2,955	2,402	1,612	1,181	20,924

Place: [CLARDY] CLARDY 109
 5508 DELTA

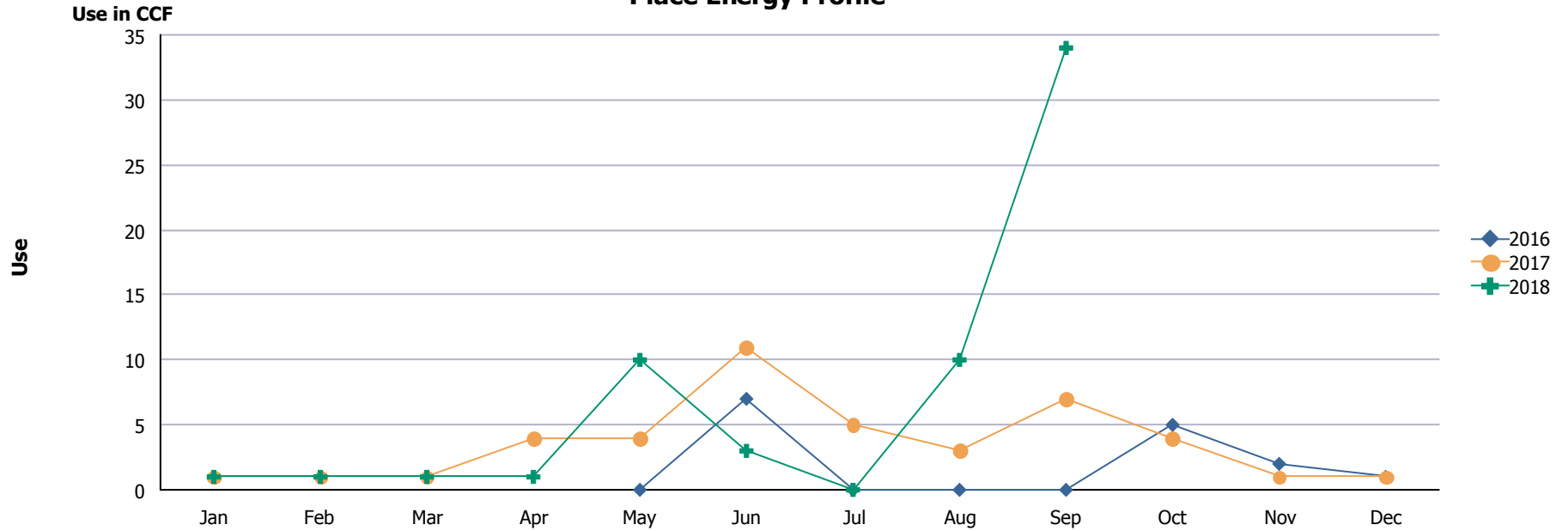
Place Energy Profile



Year	Jan	Feb	Mar	Apr	May	Jun	Jul	Aug	Sep	Oct	Nov	Dec	Totals
2014	167	452	657	504	602	956	771	769	803	461	250	168	6,560
2015	144	185	4	410	709	972	897	890	864	560	268	185	6,088
2016	144	186	198	396	594	867	815	666	641	519	416	331	5,773
2017	122	236	285	449	808	931	802	725	814	594	414	249	6,429
2018	94	234	336	418	658	1,083	846	838	970	0	0	0	5,477
Totals	671	1,293	1,480	2,177	3,371	4,809	4,131	3,888	4,092	2,134	1,348	933	30,327

Place: [CLENDENIN] CLENDENIN 149
 4201 ELM

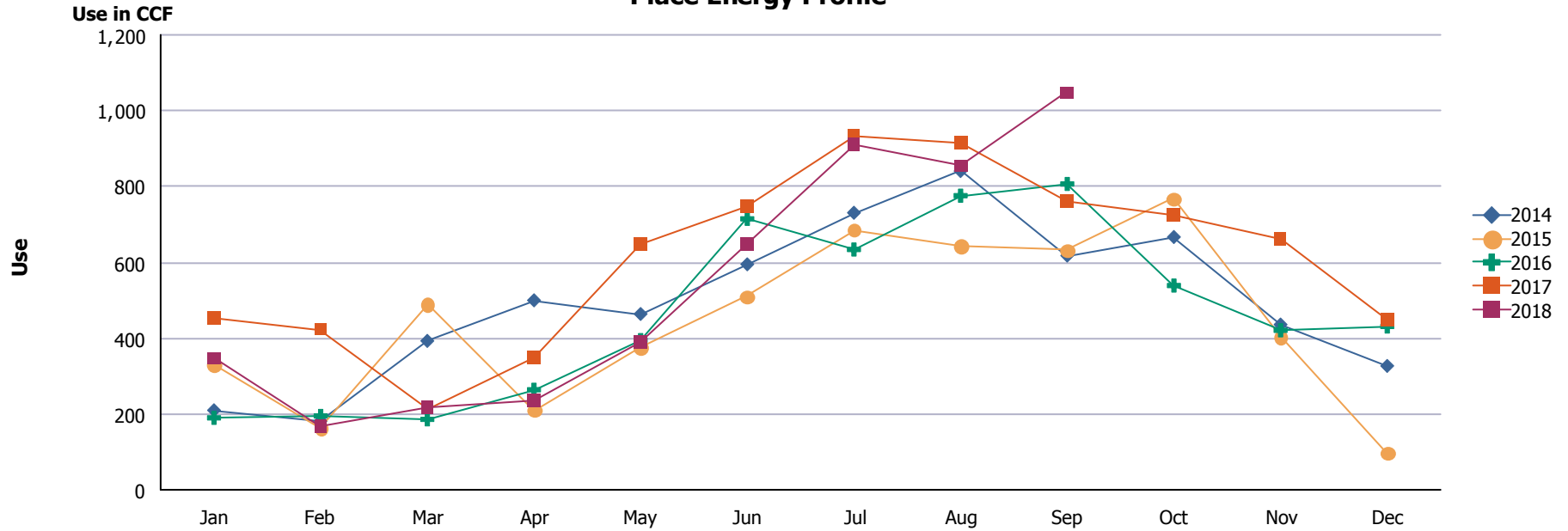
Place Energy Profile



Year	Jan	Feb	Mar	Apr	May	Jun	Jul	Aug	Sep	Oct	Nov	Dec	Totals
2016	0	0	0	0	0	7	0	0	0	5	2	1	15
2017	1	1	1	4	4	11	5	3	7	4	1	1	43
2018	1	1	1	1	10	3	0	10	34	0	0	0	61
Totals	2	2	2	5	14	21	5	13	41	9	3	2	119

Place: [COLDWELL] COLDWELL 110
 4101 ALTURA

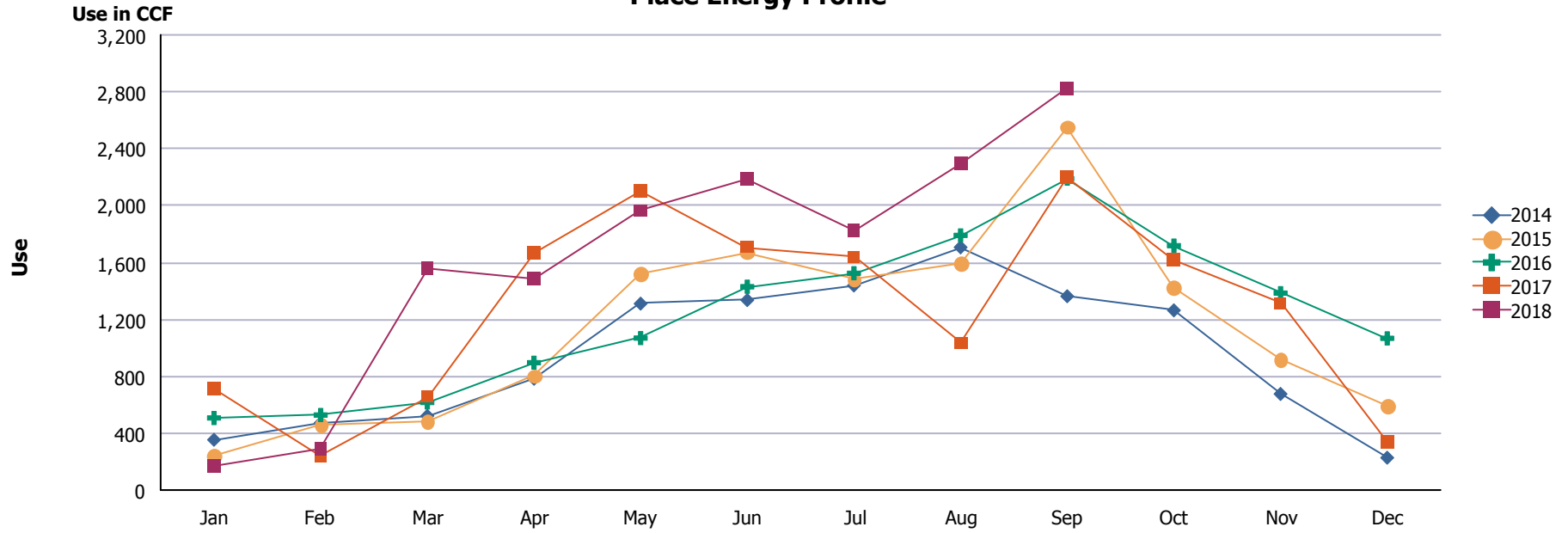
Place Energy Profile



Year	Jan	Feb	Mar	Apr	May	Jun	Jul	Aug	Sep	Oct	Nov	Dec	Totals
2014	210	182	393	500	464	595	731	841	618	667	436	327	5,964
2015	329	163	489	210	377	510	686	644	632	768	403	97	5,308
2016	190	195	186	264	395	715	634	776	807	539	421	431	5,553
2017	454	423	215	349	648	748	932	915	762	726	661	448	7,281
2018	347	169	216	235	390	646	911	854	1,049	0	0	0	4,817
Totals	1,530	1,132	1,499	1,558	2,274	3,214	3,894	4,030	3,868	2,700	1,921	1,303	28,923

Place: [COLLINS] COLLINS 142
 4860 TROPICANA

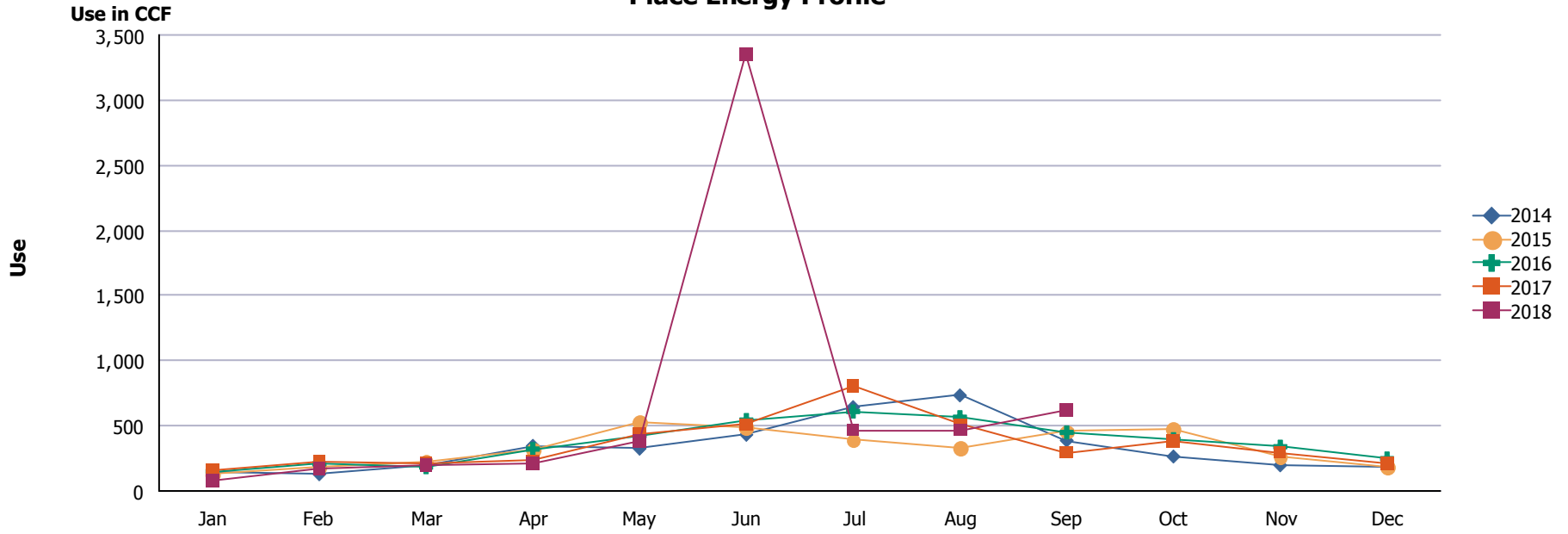
Place Energy Profile



Year	Jan	Feb	Mar	Apr	May	Jun	Jul	Aug	Sep	Oct	Nov	Dec	Totals
2014	354	472	522	783	1,311	1,336	1,439	1,707	1,363	1,264	676	228	11,455
2015	239	456	482	804	1,524	1,672	1,480	1,591	2,553	1,429	916	591	13,737
2016	507	528	616	896	1,069	1,430	1,525	1,791	2,190	1,719	1,385	1,067	14,723
2017	710	245	658	1,665	2,104	1,708	1,638	1,033	2,194	1,615	1,311	336	15,217
2018	165	292	1,559	1,485	1,963	2,190	1,827	2,298	2,822	0	0	0	14,601
Totals	1,975	1,993	3,837	5,633	7,971	8,336	7,909	8,420	11,122	6,027	4,288	2,222	69,733

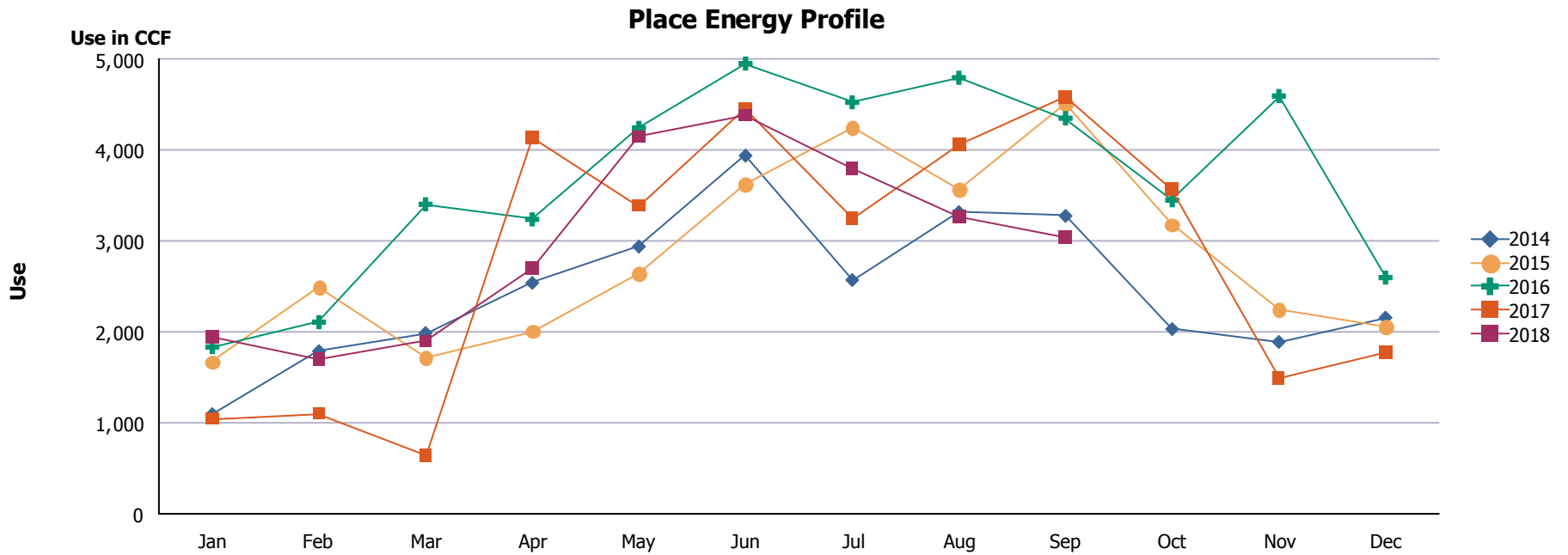
Place: [COOLEY] COOLEY 111
 107 N COLLINGSWORTH

Place Energy Profile



Year	Jan	Feb	Mar	Apr	May	Jun	Jul	Aug	Sep	Oct	Nov	Dec	Totals
2014	142	129	198	347	326	432	644	734	388	265	198	185	3,988
2015	126	183	221	317	532	493	390	333	456	473	261	188	3,973
2016	151	209	184	322	426	545	611	566	450	398	340	249	4,451
2017	156	230	212	232	436	510	803	510	296	386	297	207	4,275
2018	83	170	197	211	381	3,357	467	468	623	0	0	0	5,957
Totals	658	921	1,012	1,429	2,101	5,337	2,915	2,611	2,213	1,522	1,096	829	22,644

Place: [CORONADO] CORONADO 005
 100 CHAMPIONS PLACE



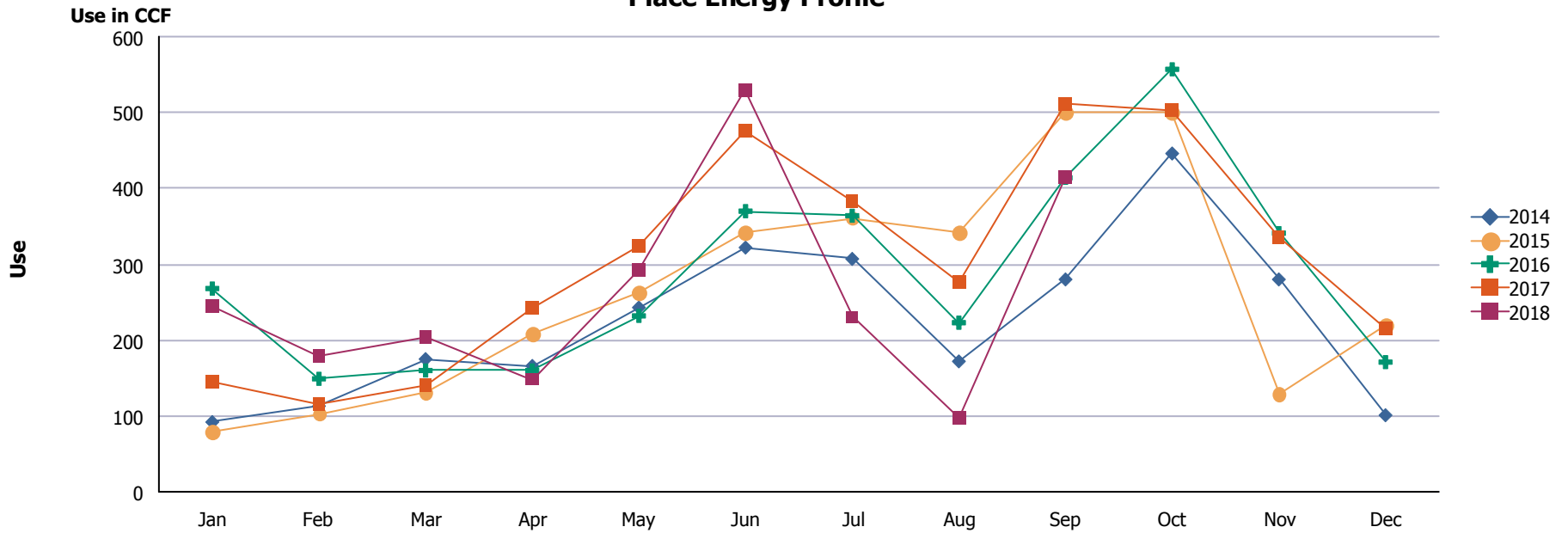
Year	Jan	Feb	Mar	Apr	May	Jun	Jul	Aug	Sep	Oct	Nov	Dec	Totals
2014	1,096	1,788	1,988	2,539	2,938	3,937	2,571	3,317	3,275	2,031	1,890	2,157	29,527
2015	1,672	2,486	1,711	2,009	2,641	3,625	4,244	3,562	4,504	3,182	2,242	2,055	33,933
2016	1,834	2,107	3,404	3,237	4,243	4,950	4,524	4,794	4,349	3,448	4,593	2,597	44,080
2017	1,047	1,103	635	4,134	3,386	4,448	3,250	4,055	4,581	3,573	1,495	1,770	33,477
2018	1,947	1,704	1,897	2,701	4,142	4,386	3,790	3,265	3,038	0	0	0	26,870
Totals	7,596	9,188	9,635	14,620	17,350	21,346	18,379	18,993	19,747	12,234	10,220	8,579	167,887

Place: [CROCKETT_1] CROCKETT

112

3200 WHEELING

Place Energy Profile



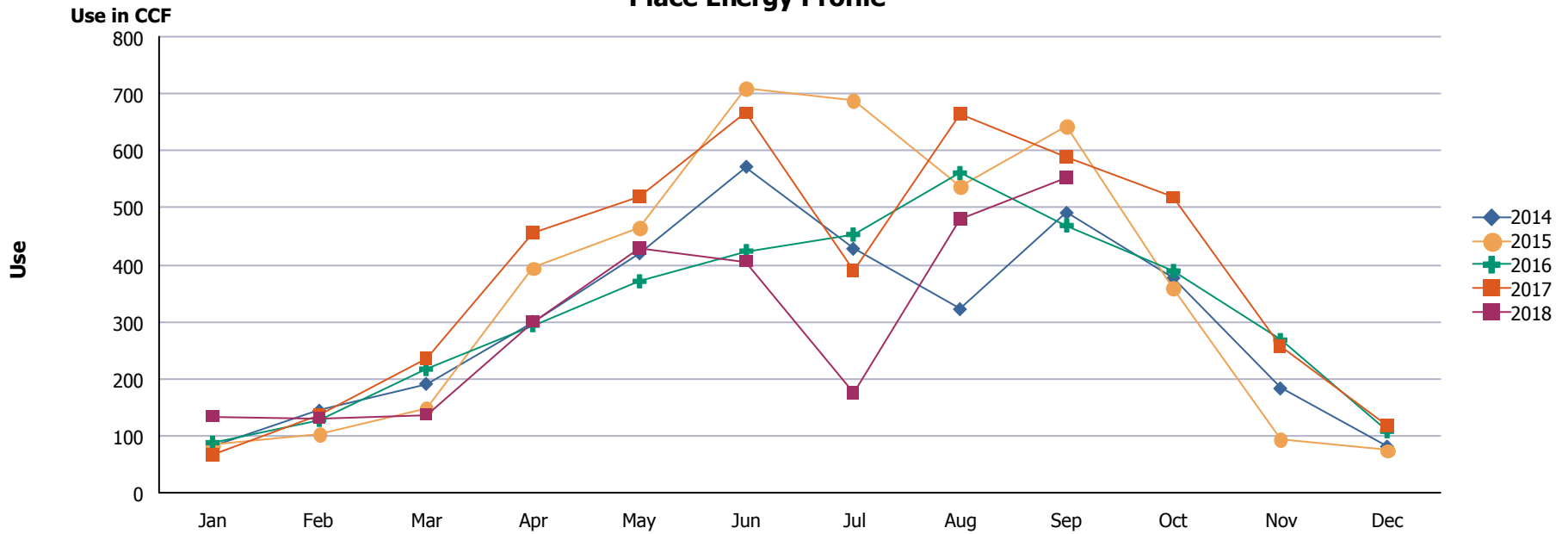
Year	Jan	Feb	Mar	Apr	May	Jun	Jul	Aug	Sep	Oct	Nov	Dec	Totals
2014	92	113	175	166	243	322	307	172	280	446	280	101	2,697
2015	80	103	132	208	262	342	361	342	500	500	129	220	3,179
2016	268	149	160	160	232	370	364	223	414	557	341	171	3,409
2017	145	115	141	243	323	476	382	276	512	503	335	215	3,666
2018	244	179	204	148	292	530	230	97	414	0	0	0	2,338
Totals	829	659	812	925	1,352	2,040	1,644	1,110	2,120	2,006	1,085	707	15,289

Place: [CROSBY] CROSBY

113

5411 WREN

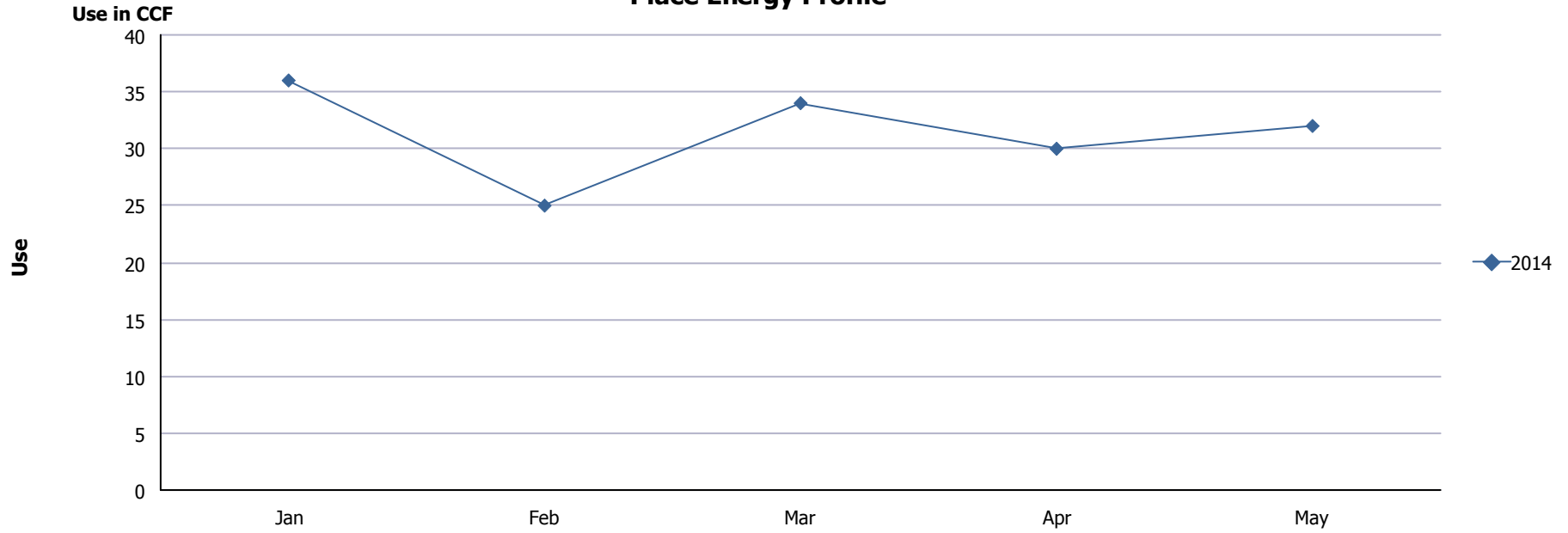
Place Energy Profile



Year	Jan	Feb	Mar	Apr	May	Jun	Jul	Aug	Sep	Oct	Nov	Dec	Totals
2014	80	144	191	300	420	572	428	322	491	377	183	81	3,589
2015	83	103	149	394	465	710	689	538	643	360	93	74	4,301
2016	88	128	217	294	371	424	453	561	469	389	268	108	3,770
2017	66	137	236	455	520	666	390	665	588	518	256	117	4,614
2018	134	131	137	300	428	406	175	481	552	0	0	0	2,744
Totals	451	643	930	1,743	2,204	2,778	2,135	2,567	2,743	1,644	800	380	19,018

Place: [DELTA ACADEMY_1] DELTA ACADEMY 025
 6400 Delta Drive

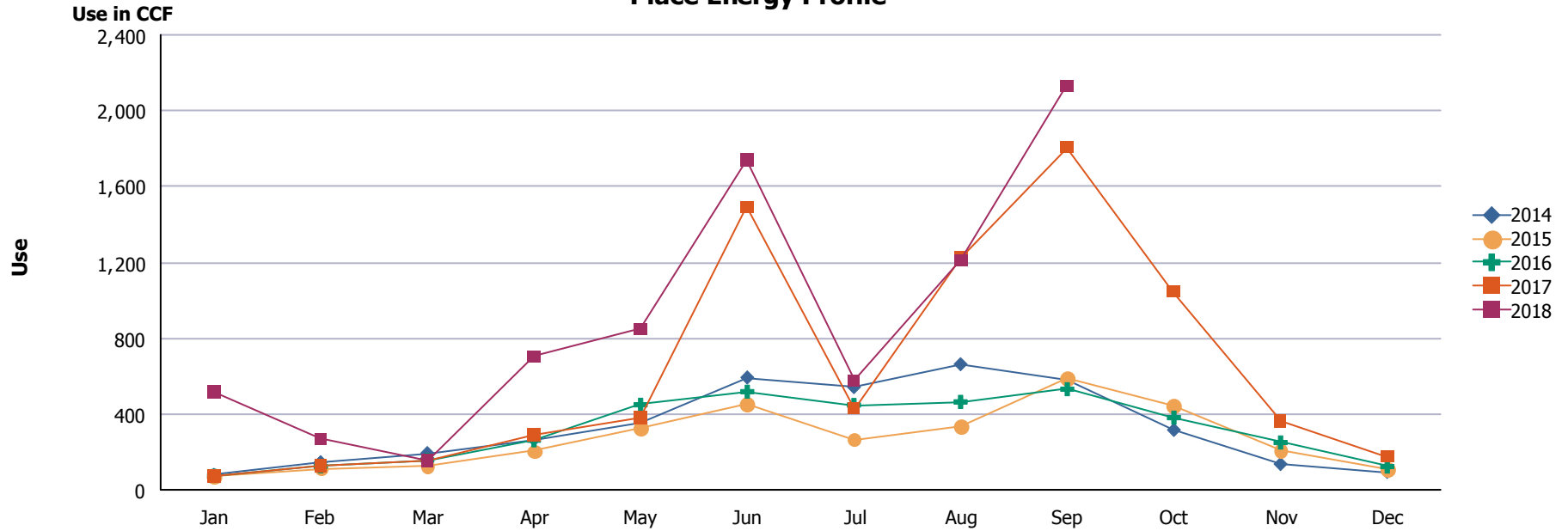
Place Energy Profile



Year	Jan	Feb	Mar	Apr	May	Totals
2014	36	25	34	30	32	157
Totals	36	25	34	30	32	157

Place: [DOUGLASS] DOUGLASS 114
 101 S. EUCALYPTUS

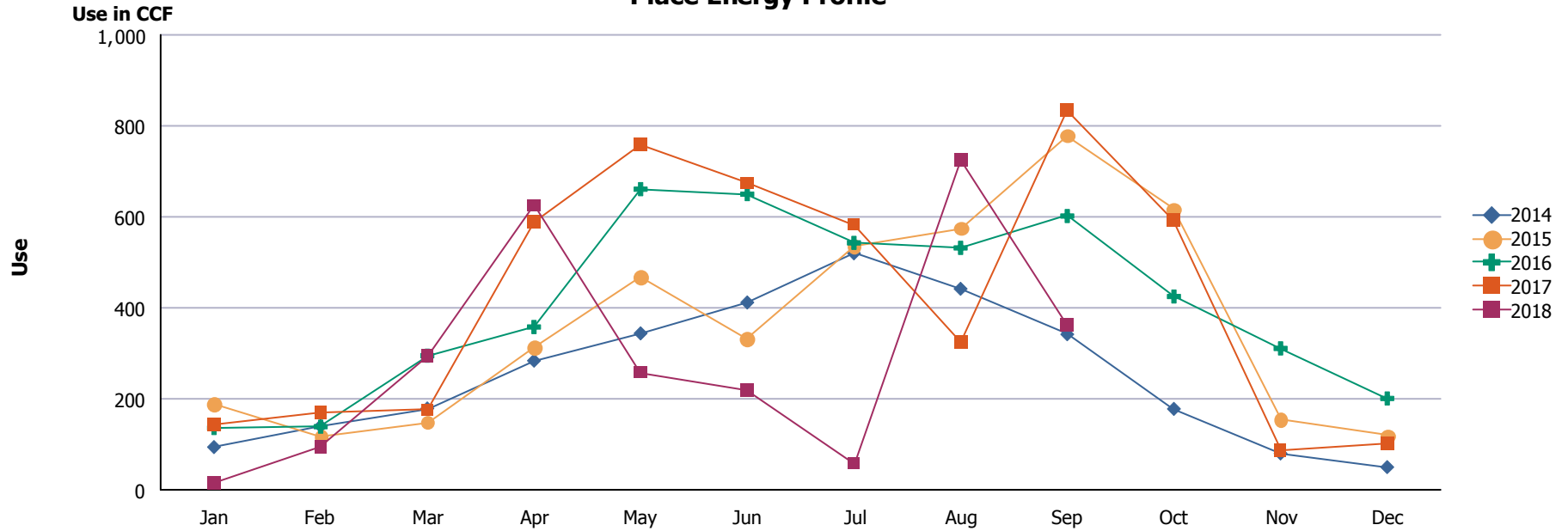
Place Energy Profile



Year	Jan	Feb	Mar	Apr	May	Jun	Jul	Aug	Sep	Oct	Nov	Dec	Totals
2014	79	146	194	266	355	593	542	663	580	316	136	95	3,965
2015	69	113	125	204	327	452	266	334	587	443	206	111	3,237
2016	74	124	158	262	449	518	448	464	531	381	250	123	3,782
2017	72	126	154	291	383	1,491	429	1,223	1,806	1,045	360	176	7,556
2018	519	268	155	702	847	1,739	576	1,210	2,134	0	0	0	8,150
Totals	813	777	786	1,725	2,361	4,793	2,261	3,894	5,638	2,185	952	505	26,690

Place: [DOWELL] DOWELL 115
 5249 BASTILLE

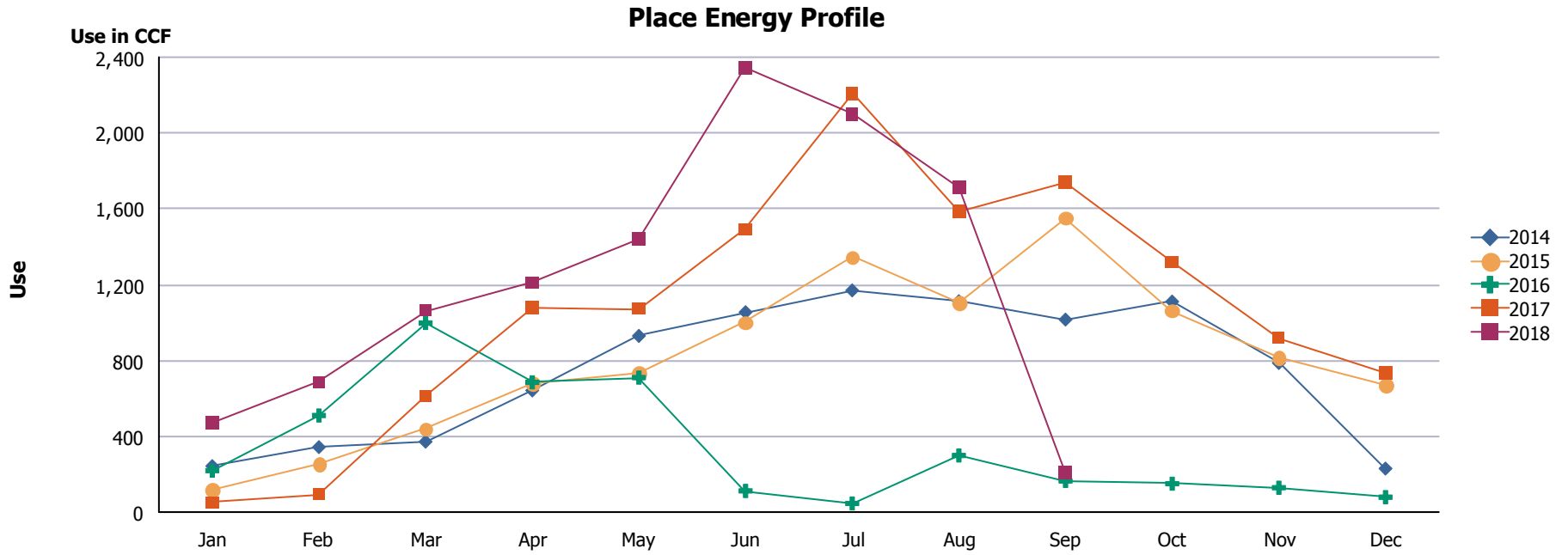
Place Energy Profile



Year	Jan	Feb	Mar	Apr	May	Jun	Jul	Aug	Sep	Oct	Nov	Dec	Totals
2014	94	140	179	284	344	412	520	442	342	178	80	50	3,065
2015	189	117	149	314	469	333	536	575	779	617	156	119	4,353
2016	136	139	295	358	661	650	543	532	602	425	311	201	4,853
2017	143	169	176	590	759	674	583	325	834	592	86	103	5,034
2018	16	95	293	625	258	220	58	725	361	0	0	0	2,651
Totals	578	660	1,092	2,171	2,491	2,289	2,240	2,599	2,918	1,812	633	473	19,956

Place: [DRHORNEDOMIDDLESCHOOL_1] DR. HORNEDO MIDDLE SCHOOL 058

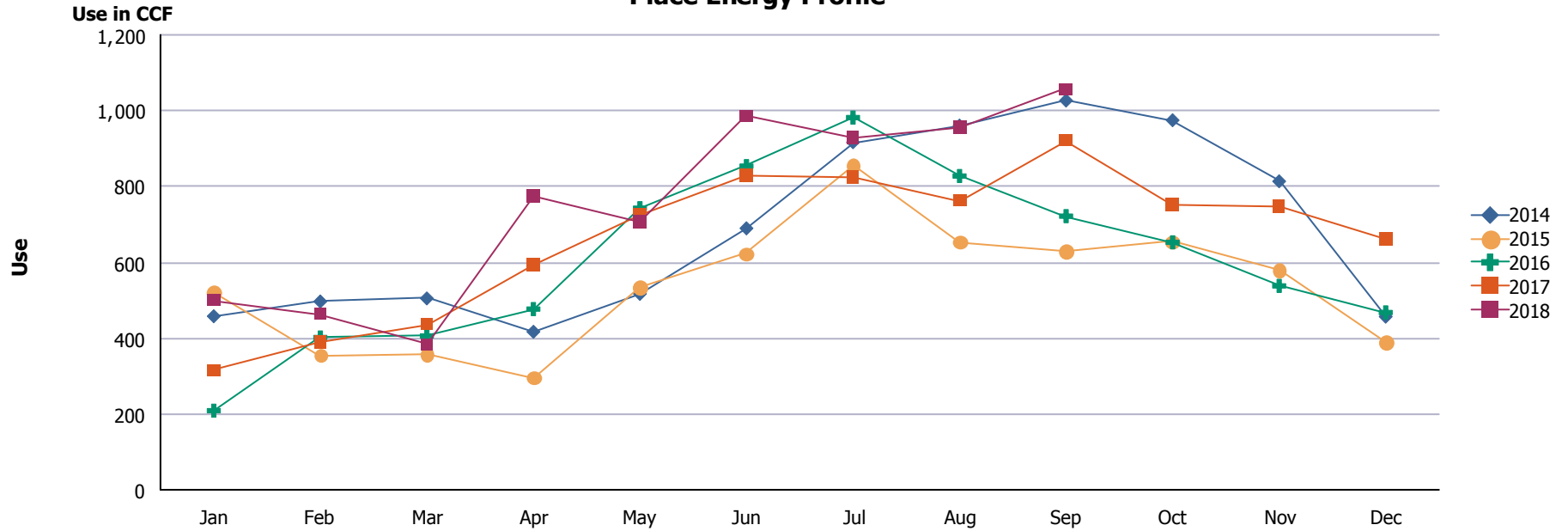
6101 HIGH RIDGE DRIVE



Year	Jan	Feb	Mar	Apr	May	Jun	Jul	Aug	Sep	Oct	Nov	Dec	Totals
2014	243	343	372	642	930	1,055	1,170	1,113	1,016	1,111	787	230	9,012
2015	118	256	440	677	736	1,002	1,345	1,103	1,552	1,063	813	673	9,778
2016	219	510	998	685	710	112	46	299	165	150	129	79	4,102
2017	51	94	612	1,080	1,072	1,491	2,207	1,585	1,742	1,319	919	732	12,904
2018	474	684	1,063	1,210	1,441	2,345	2,100	1,713	207	0	0	0	11,237
Totals	1,105	1,887	3,485	4,294	4,889	6,005	6,868	5,813	4,682	3,643	2,648	1,714	47,033

Place: [ED CENTER] ED CENTER 919
 6531 BOEING

Place Energy Profile



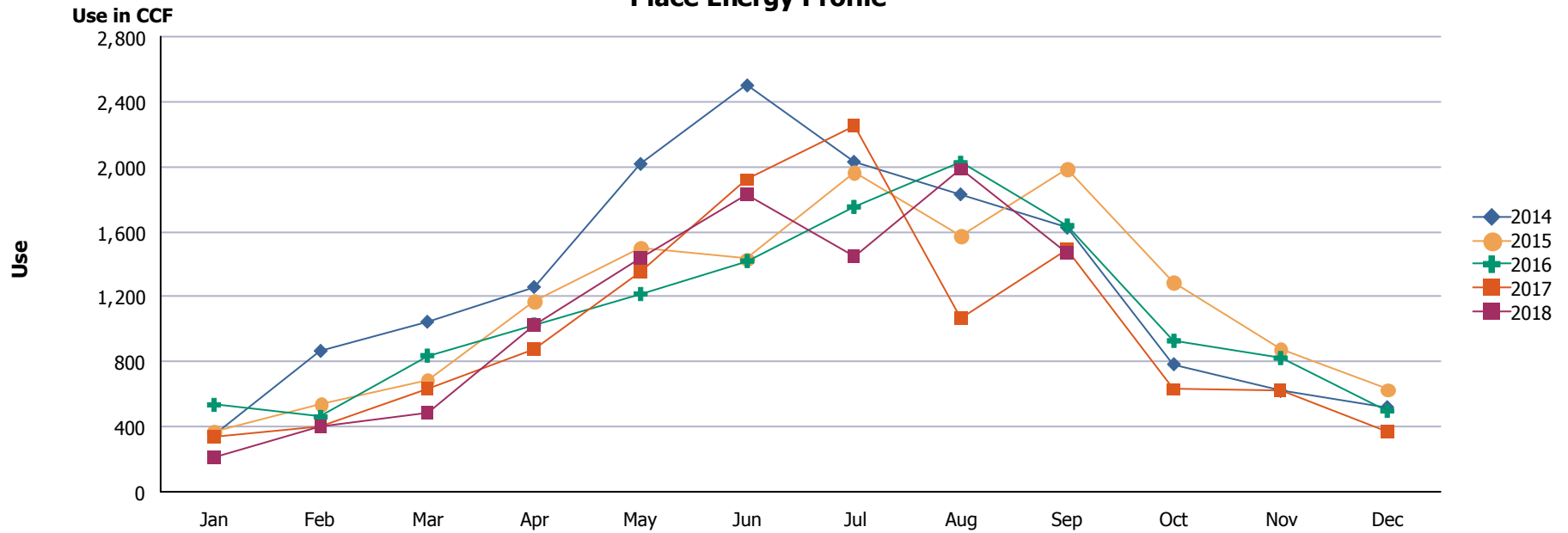
Year	Jan	Feb	Mar	Apr	May	Jun	Jul	Aug	Sep	Oct	Nov	Dec	Totals
2014	458	497	505	417	517	690	917	961	1,027	975	814	457	8,235
2015	522	355	358	296	535	623	857	654	630	655	580	389	6,454
2016	209	402	406	477	743	854	982	828	722	653	538	468	7,282
2017	315	391	437	592	723	829	823	763	921	752	746	660	7,952
2018	500	464	383	775	708	985	928	956	1,058	0	0	0	6,757
Totals	2,004	2,109	2,089	2,557	3,226	3,981	4,507	4,162	4,358	3,035	2,678	1,974	36,680

Place: [EL PASO] EL PASO HIGH

006

800 EAST SCHUSTER

Place Energy Profile



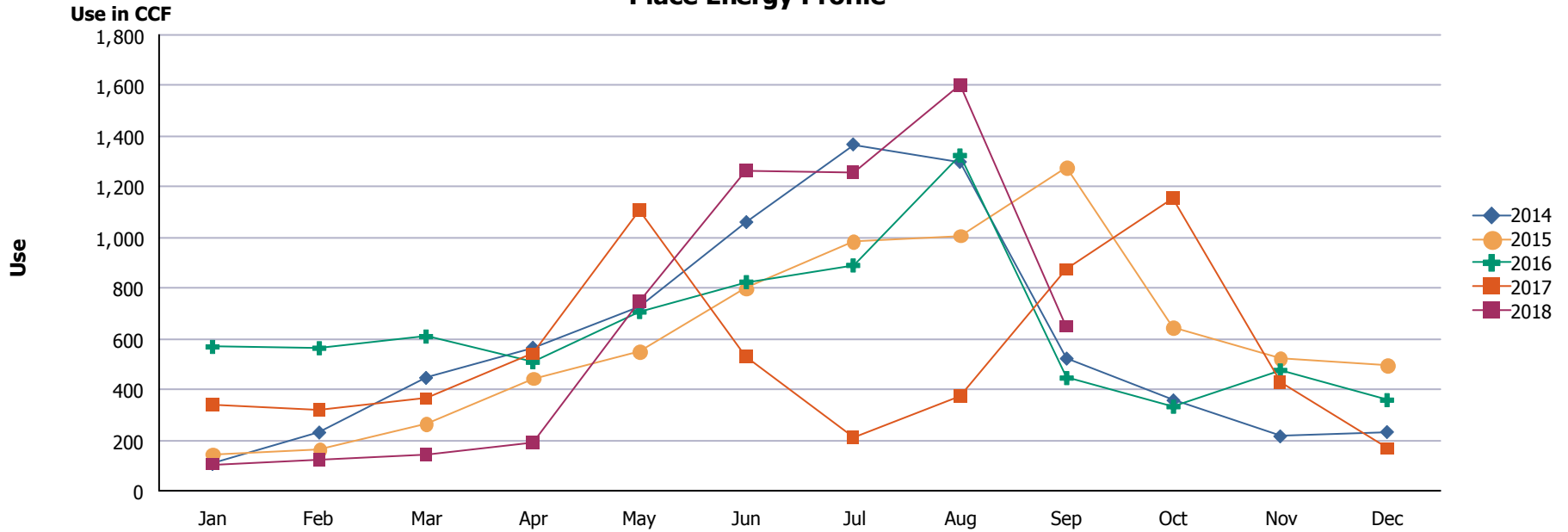
Year	Jan	Feb	Mar	Apr	May	Jun	Jul	Aug	Sep	Oct	Nov	Dec	Totals
2014	353	867	1,046	1,260	2,017	2,500	2,030	1,830	1,625	785	620	521	15,454
2015	369	536	684	1,173	1,504	1,432	1,967	1,577	1,983	1,292	879	630	14,026
2016	535	461	838	1,029	1,217	1,420	1,753	2,024	1,638	929	823	498	13,165
2017	339	404	631	880	1,351	1,918	2,248	1,064	1,492	630	624	368	11,949
2018	212	398	484	1,023	1,434	1,826	1,448	1,982	1,472	0	0	0	10,279
Totals	1,808	2,666	3,683	5,365	7,523	9,096	9,446	8,477	8,210	3,636	2,946	2,017	64,873

Place: [FANNIN] FANNIN

116

5425 SALEM

Place Energy Profile

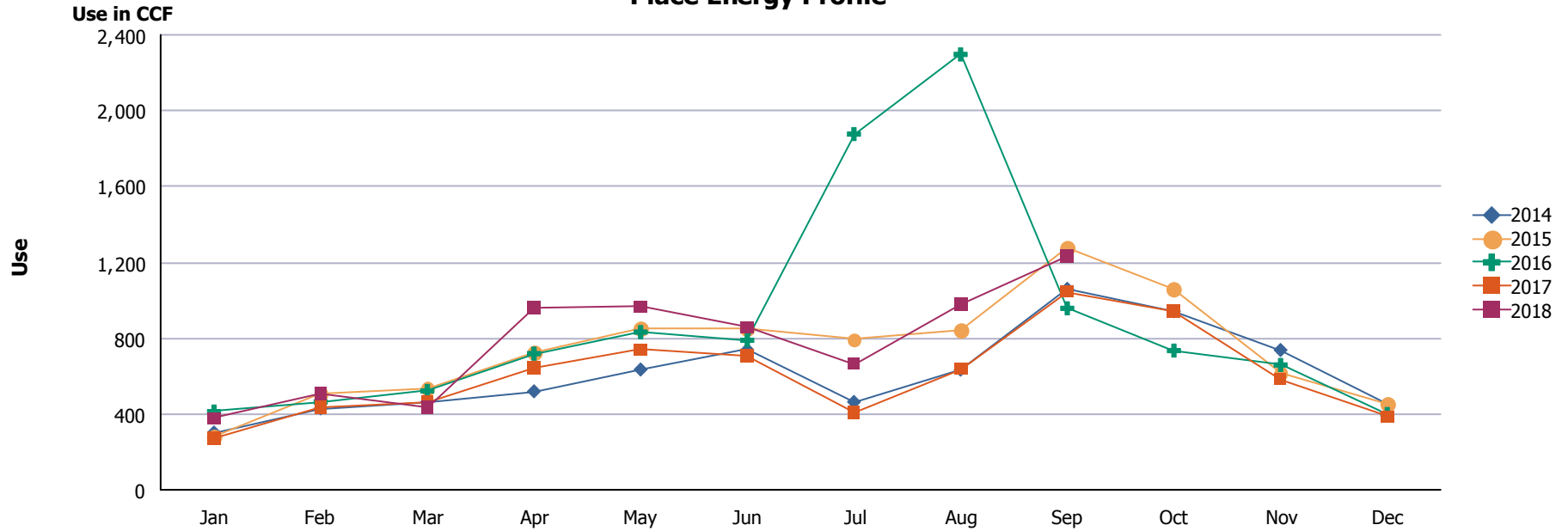


Year	Jan	Feb	Mar	Apr	May	Jun	Jul	Aug	Sep	Oct	Nov	Dec	Totals
2014	106	230	446	565	729	1,061	1,368	1,299	522	357	215	232	7,130
2015	146	161	263	444	549	799	985	1,008	1,275	643	523	497	7,293
2016	568	563	609	508	706	824	890	1,324	445	332	475	358	7,602
2017	341	320	364	541	1,105	531	209	374	873	1,155	430	167	6,410
2018	105	124	145	189	746	1,265	1,258	1,603	648	0	0	0	6,083
Totals	1,266	1,398	1,827	2,247	3,835	4,480	4,710	5,608	3,763	2,487	1,643	1,254	34,518

Place: [FRANKLIN] FRANKLIN HIGH SCHOOL 010

900 N. RESLER, EL PASO, TEXAS

Place Energy Profile

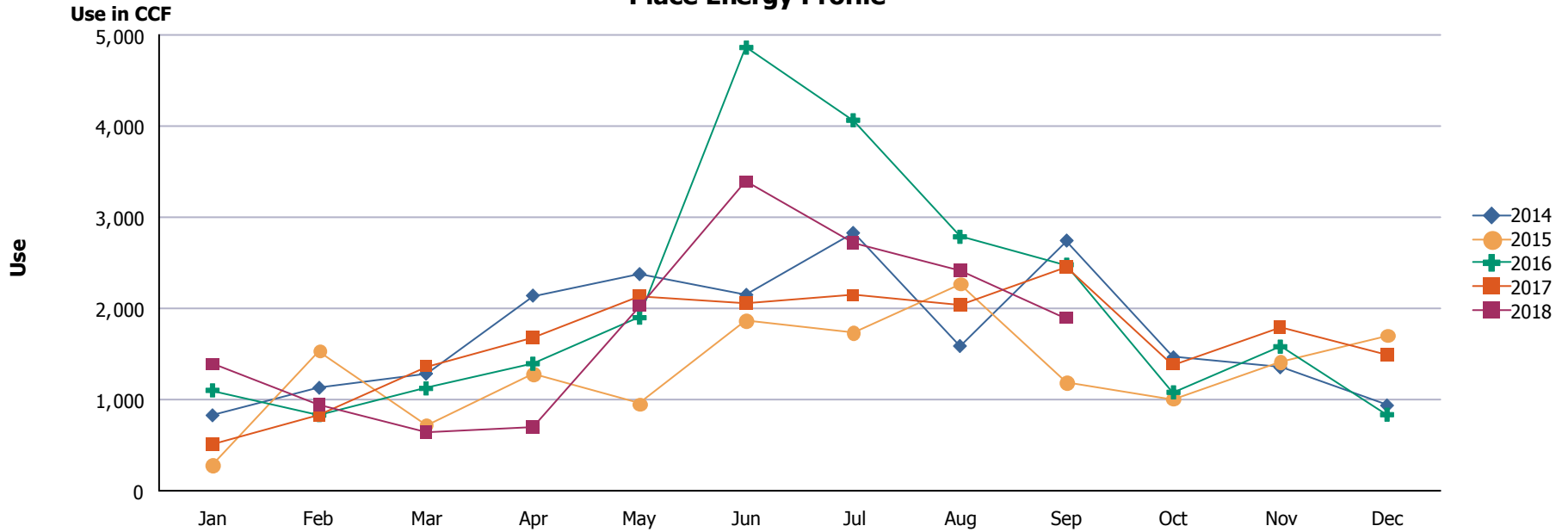


Year	Jan	Feb	Mar	Apr	May	Jun	Jul	Aug	Sep	Oct	Nov	Dec	Totals
2014	303	430	465	520	635	739	464	634	1,061	942	738	449	7,380
2015	280	509	533	723	851	853	793	841	1,276	1,057	615	452	8,783
2016	413	464	522	719	832	789	1,877	2,297	958	735	659	400	10,665
2017	270	432	464	640	739	707	407	638	1,046	939	584	385	7,251
2018	377	507	433	960	965	856	665	978	1,233	0	0	0	6,974
Totals	1,643	2,342	2,417	3,562	4,022	3,944	4,206	5,388	5,574	3,673	2,596	1,686	41,053

Place: [FRANKLIN9THGRADECENTER_2] FRANKLIN 9TH GRADE CENTER 053

825 REDD ROAD

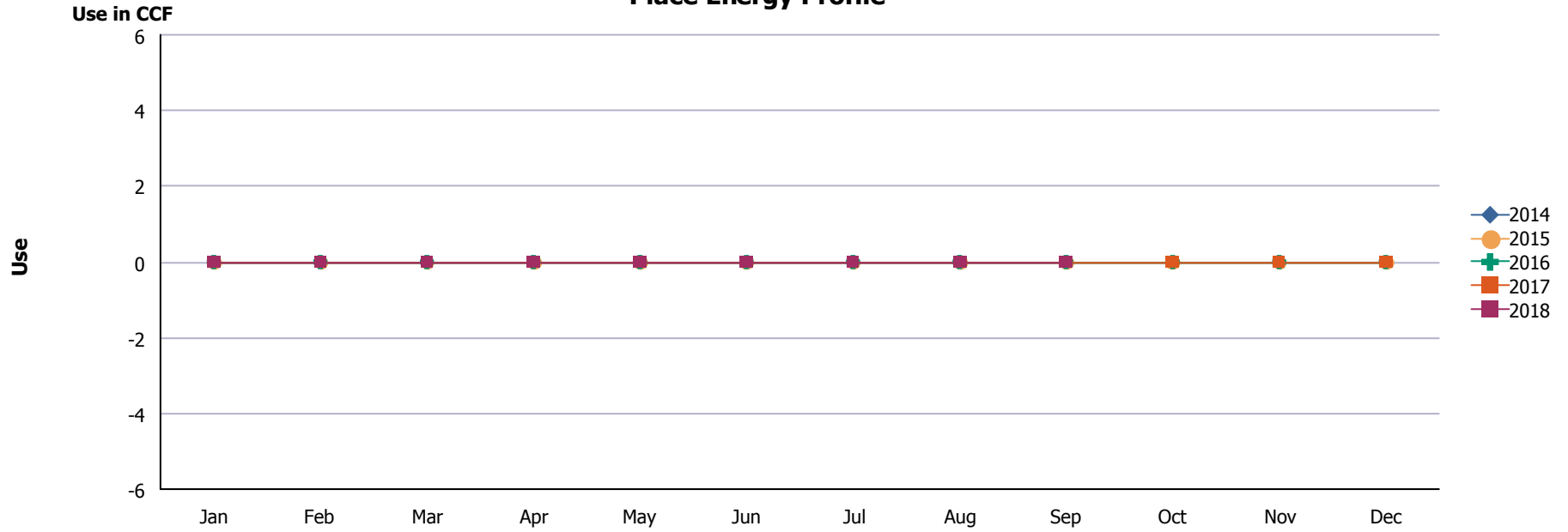
Place Energy Profile



Year	Jan	Feb	Mar	Apr	May	Jun	Jul	Aug	Sep	Oct	Nov	Dec	Totals
2014	828	1,130	1,285	2,141	2,377	2,150	2,829	1,588	2,745	1,464	1,354	936	20,827
2015	283	1,536	725	1,285	955	1,865	1,741	2,272	1,183	1,009	1,418	1,707	15,979
2016	1,102	831	1,123	1,394	1,899	4,862	4,065	2,786	2,480	1,080	1,581	835	24,038
2017	514	836	1,367	1,681	2,137	2,059	2,142	2,042	2,452	1,386	1,788	1,497	19,901
2018	1,389	948	646	703	2,027	3,389	2,713	2,413	1,895	0	0	0	16,123
Totals	4,116	5,281	5,146	7,204	9,395	14,325	13,490	11,101	10,755	4,939	6,141	4,975	96,868

Place: [GAMBLE] JAMES GAMBLE WAREHOUSE
 4900 TRANSMOUNTAIN

Place Energy Profile

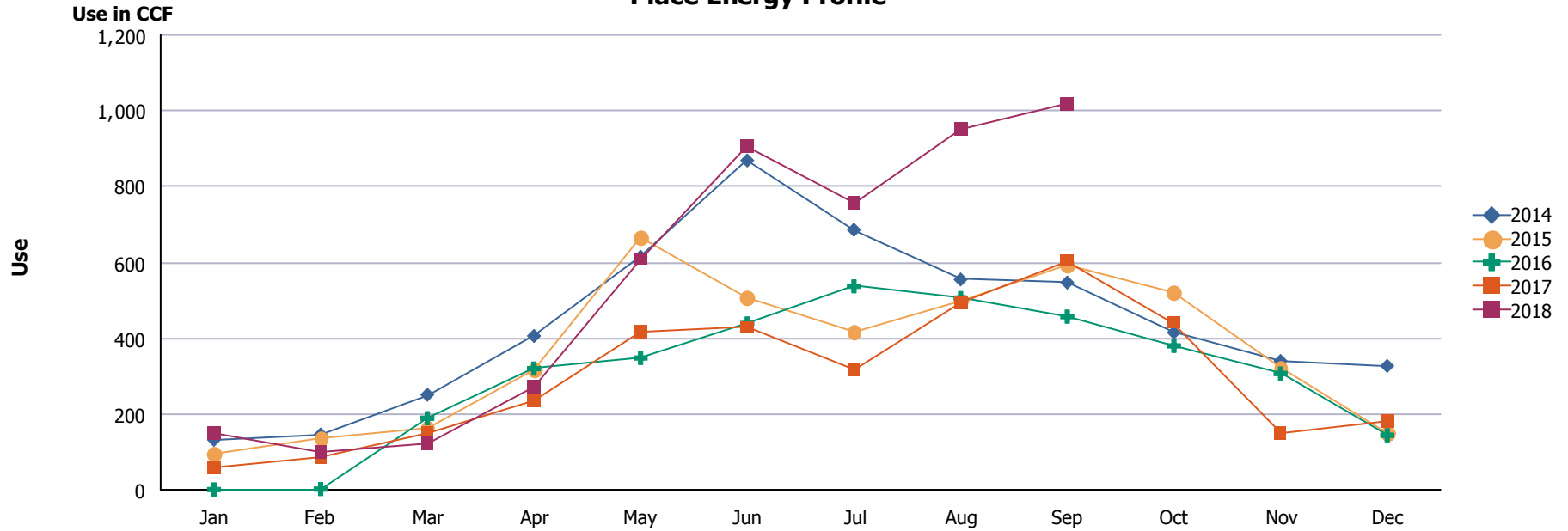


Year	Jan	Feb	Mar	Apr	May	Jun	Jul	Aug	Sep	Oct	Nov	Dec	Totals
2014	0	0	0	0	0	0	0	0	0	0	0	0	0
2015	0	0	0	0	0	0	0	0	0	0	0	0	0
2016	0	0	0	0	0	0	0	0	0	0	0	0	0
2017	0	0	0	0	0	0	0	0	0	0	0	0	0
2018	0	0	0	0	0	0	0	0	0	0	0	0	0
Totals	0	0	0	0	0	0	0	0	0	0	0	0	0

Place: [GREEN] GREEN ELEMENTARY SCHOOL 162

5040 BUCKLEY DR.

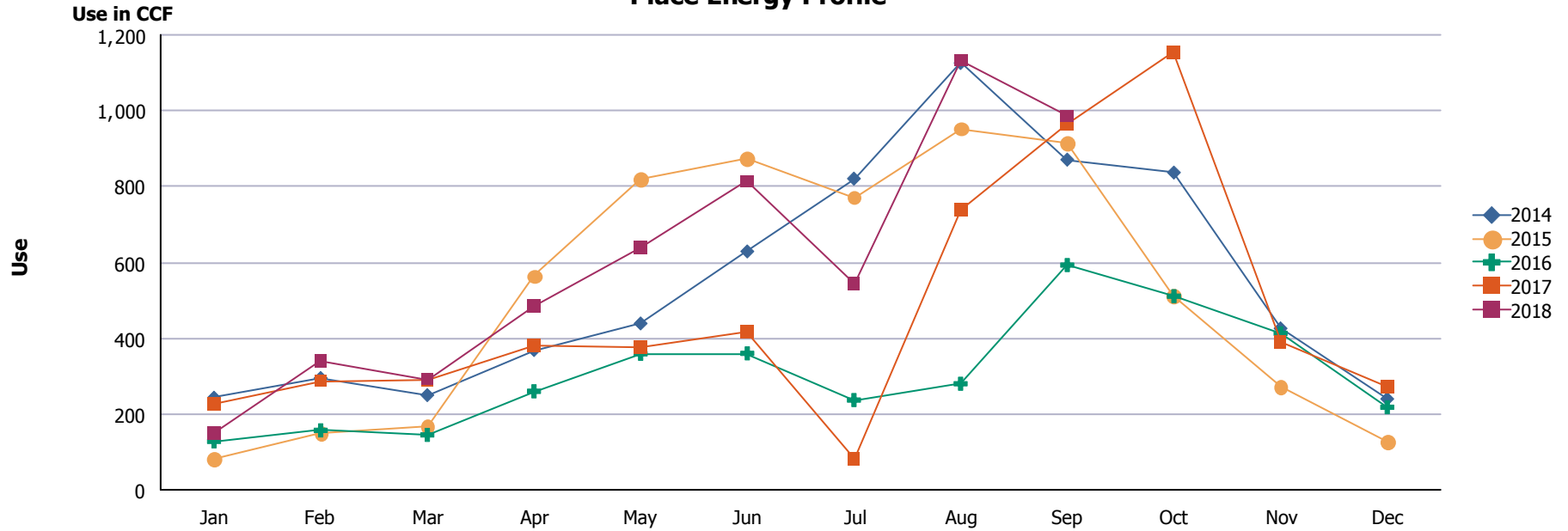
Place Energy Profile



Year	Jan	Feb	Mar	Apr	May	Jun	Jul	Aug	Sep	Oct	Nov	Dec	Totals
2014	132	146	251	406	615	869	686	555	547	415	340	327	5,289
2015	95	135	165	318	666	508	416	500	594	520	320	151	4,388
2016	1	2	189	320	348	439	537	506	457	380	307	144	3,630
2017	60	84	149	236	417	428	316	494	604	441	149	180	3,558
2018	151	100	122	272	609	905	755	951	1,019	0	0	0	4,884
Totals	439	467	876	1,552	2,655	3,149	2,710	3,006	3,221	1,756	1,116	802	21,749

Place: [GUERRERO] ROSA GUERRERO ELEMENTARY 163
 7530 LAKEHURST ROAD

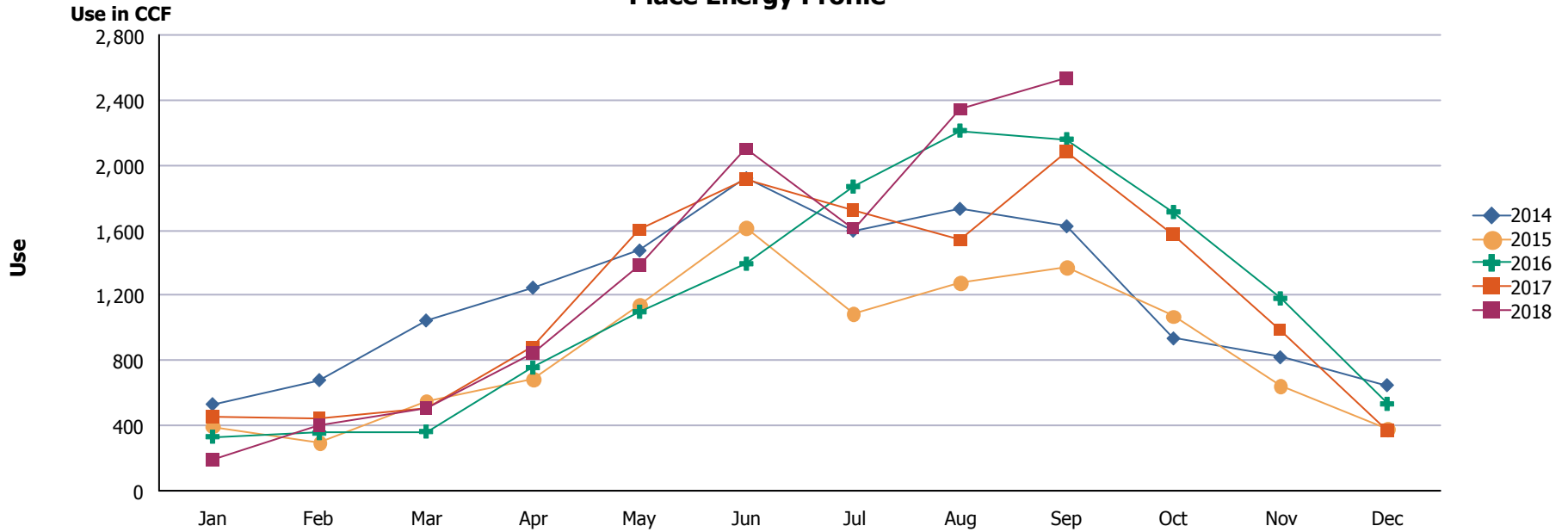
Place Energy Profile



Year	Jan	Feb	Mar	Apr	May	Jun	Jul	Aug	Sep	Oct	Nov	Dec	Totals
2014	243	295	250	369	439	629	821	1,126	871	837	426	240	6,546
2015	81	149	166	564	820	874	772	953	915	511	272	126	6,203
2016	128	157	145	260	359	360	237	280	593	511	413	218	3,661
2017	226	287	288	381	375	415	81	737	964	1,154	390	271	5,569
2018	149	338	292	484	638	813	543	1,134	985	0	0	0	5,376
Totals	827	1,226	1,141	2,058	2,631	3,091	2,454	4,230	4,328	3,013	1,501	855	27,355

Place: [GUILLEN] GUILLEN 044
 900 S COTTON

Place Energy Profile



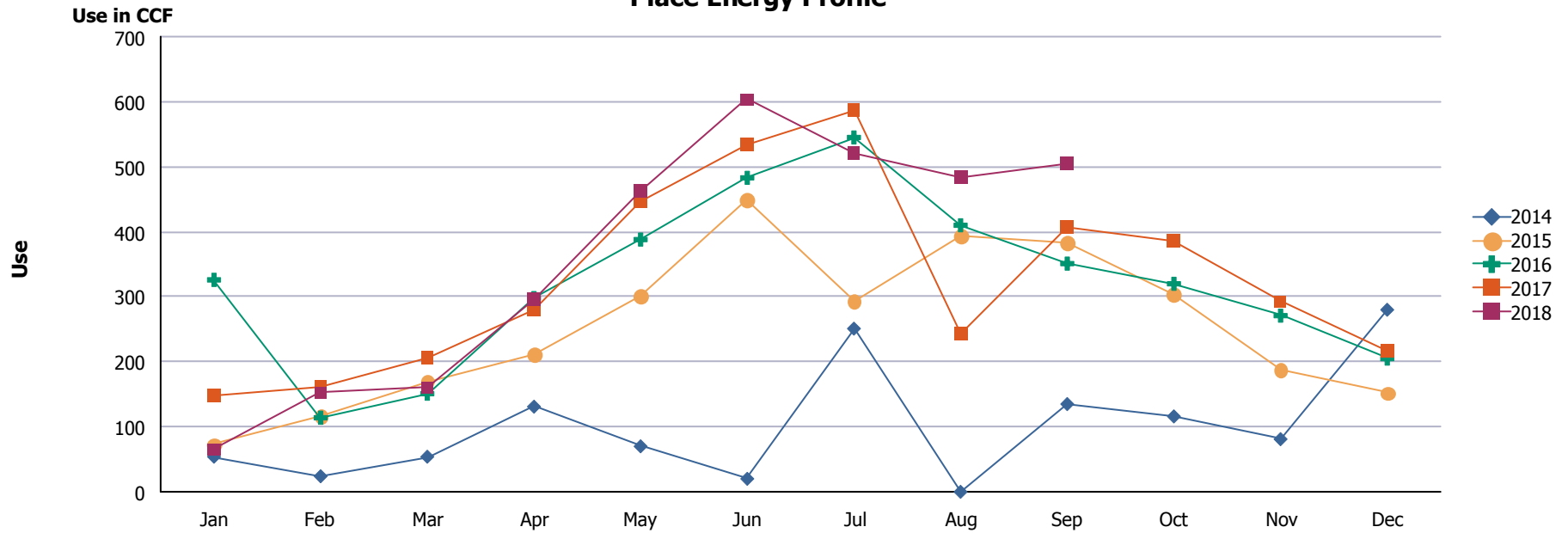
Year	Jan	Feb	Mar	Apr	May	Jun	Jul	Aug	Sep	Oct	Nov	Dec	Totals
2014	532	680	1,046	1,248	1,476	1,920	1,598	1,732	1,625	936	820	649	14,262
2015	396	296	554	690	1,140	1,617	1,089	1,282	1,377	1,074	644	378	10,537
2016	332	354	364	757	1,100	1,395	1,869	2,213	2,160	1,713	1,182	534	13,973
2017	458	443	503	883	1,602	1,916	1,726	1,538	2,084	1,573	987	367	14,080
2018	193	400	504	842	1,386	2,098	1,610	2,341	2,534	0	0	0	11,908
Totals	1,911	2,173	2,971	4,420	6,704	8,946	7,892	9,106	9,780	5,296	3,633	1,928	64,760

Place: [HART] HART

118

1110 S. PARK

Place Energy Profile

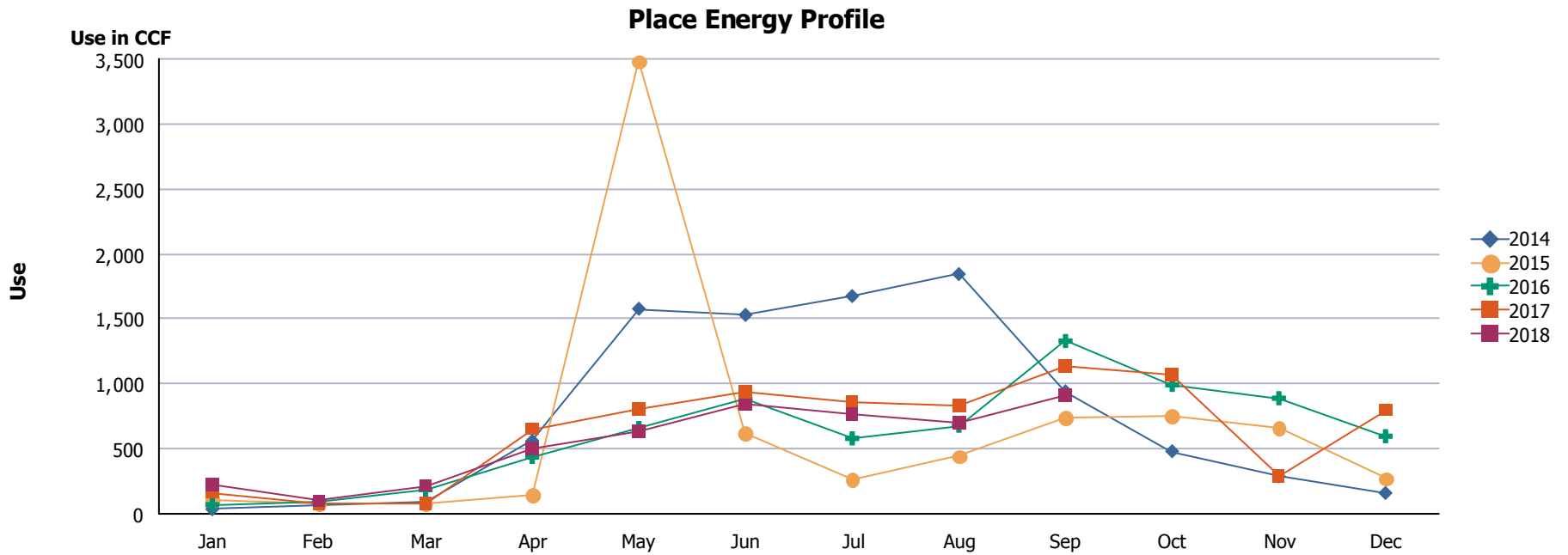


Year	Jan	Feb	Mar	Apr	May	Jun	Jul	Aug	Sep	Oct	Nov	Dec	Totals
2014	54	24	54	131	70	20	251	0	135	116	81	280	1,216
2015	73	116	170	211	302	450	293	393	383	304	187	152	3,034
2016	326	114	151	298	388	483	545	410	351	320	271	205	3,862
2017	147	162	206	279	446	533	586	243	406	386	292	216	3,902
2018	65	152	160	295	462	604	520	484	505	0	0	0	3,247
Totals	665	568	741	1,214	1,668	2,090	2,195	1,530	1,780	1,126	831	853	15,261

Place: [HAWKINS] HAWKINS

119

5816 STEVENSON



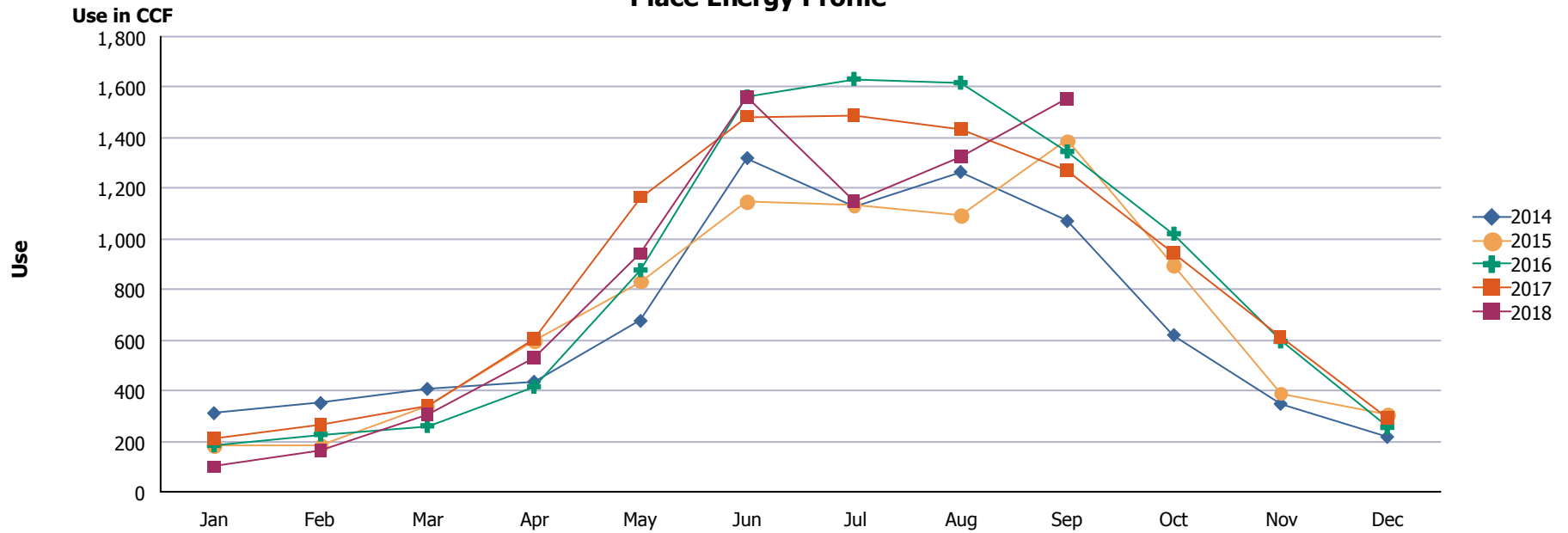
Year	Jan	Feb	Mar	Apr	May	Jun	Jul	Aug	Sep	Oct	Nov	Dec	Totals
2014	36	68	91	562	1,578	1,531	1,676	1,845	943	482	289	161	9,262
2015	104	75	75	147	3,482	621	262	443	742	751	662	272	7,636
2016	70	91	187	438	661	879	581	679	1,330	993	890	598	7,397
2017	165	78	81	652	802	933	855	833	1,136	1,072	287	799	7,693
2018	222	100	217	505	635	840	764	700	912	0	0	0	4,895
Totals	597	412	651	2,304	7,158	4,804	4,138	4,500	5,063	3,298	2,128	1,830	36,883

Place: [HENDERSO] HENDERSON

041

5505 COMANCHE

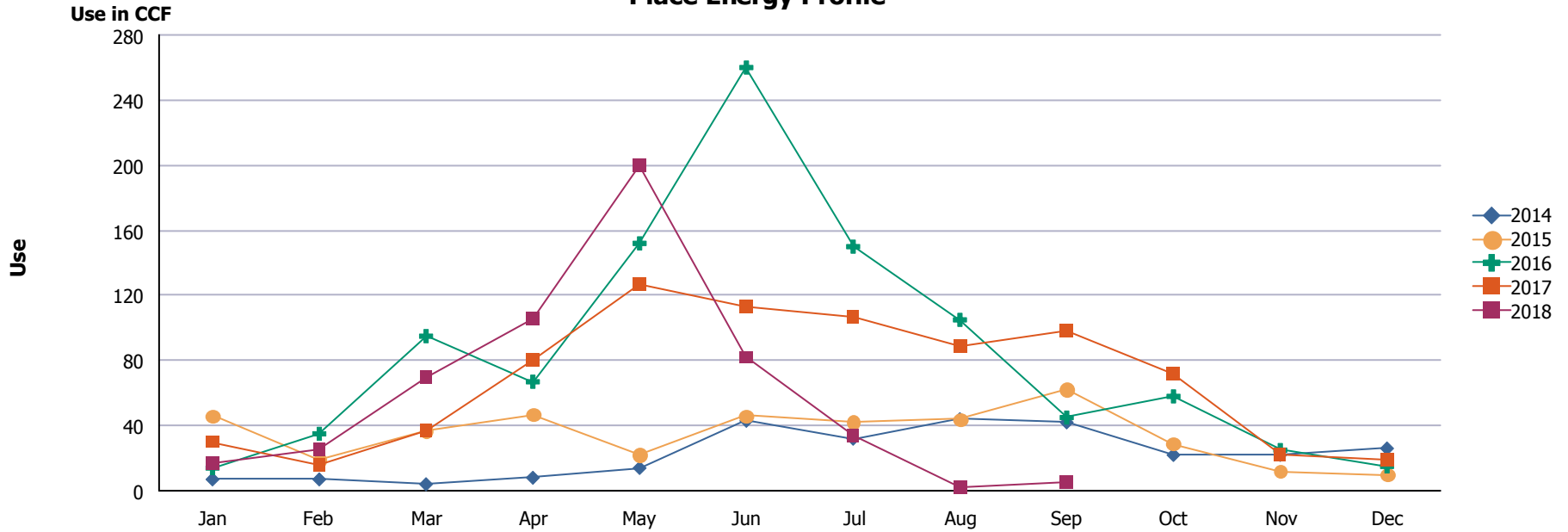
Place Energy Profile



Year	Jan	Feb	Mar	Apr	May	Jun	Jul	Aug	Sep	Oct	Nov	Dec	Totals
2014	311	351	407	435	676	1,320	1,129	1,265	1,071	620	348	217	8,150
2015	182	184	342	600	832	1,148	1,135	1,095	1,390	898	390	307	8,503
2016	184	227	261	416	877	1,563	1,633	1,618	1,346	1,021	595	255	9,996
2017	211	267	339	605	1,164	1,484	1,489	1,434	1,270	945	610	294	10,112
2018	99	163	306	529	941	1,564	1,147	1,326	1,556	0	0	0	7,631
Totals	987	1,192	1,655	2,585	4,490	7,079	6,533	6,738	6,633	3,484	1,943	1,073	44,392

Place: [HERCULES] HERCULES COTTAGES 141A
 5205 HERCULES

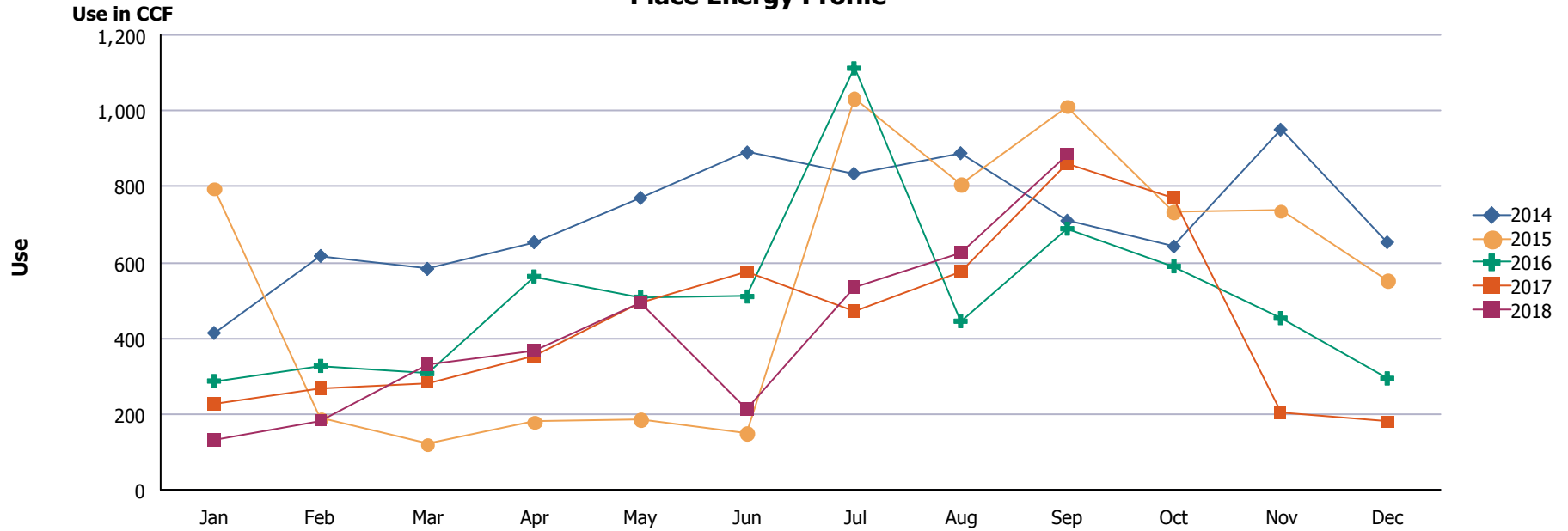
Place Energy Profile



Year	Jan	Feb	Mar	Apr	May	Jun	Jul	Aug	Sep	Oct	Nov	Dec	Totals
2014	7	7	4	8	14	43	32	44	42	22	22	26	271
2015	46	19	37	47	22	46	42	44	62	29	12	10	416
2016	14	35	95	67	152	260	150	105	45	58	25	15	1,021
2017	30	16	37	80	127	113	107	89	98	72	22	19	810
2018	17	25	70	106	200	82	34	2	5	0	0	0	541
Totals	114	102	243	308	515	544	365	284	252	181	81	70	3,059

Place: [HERRERA_1] HERRERA ELEMENTARY 174

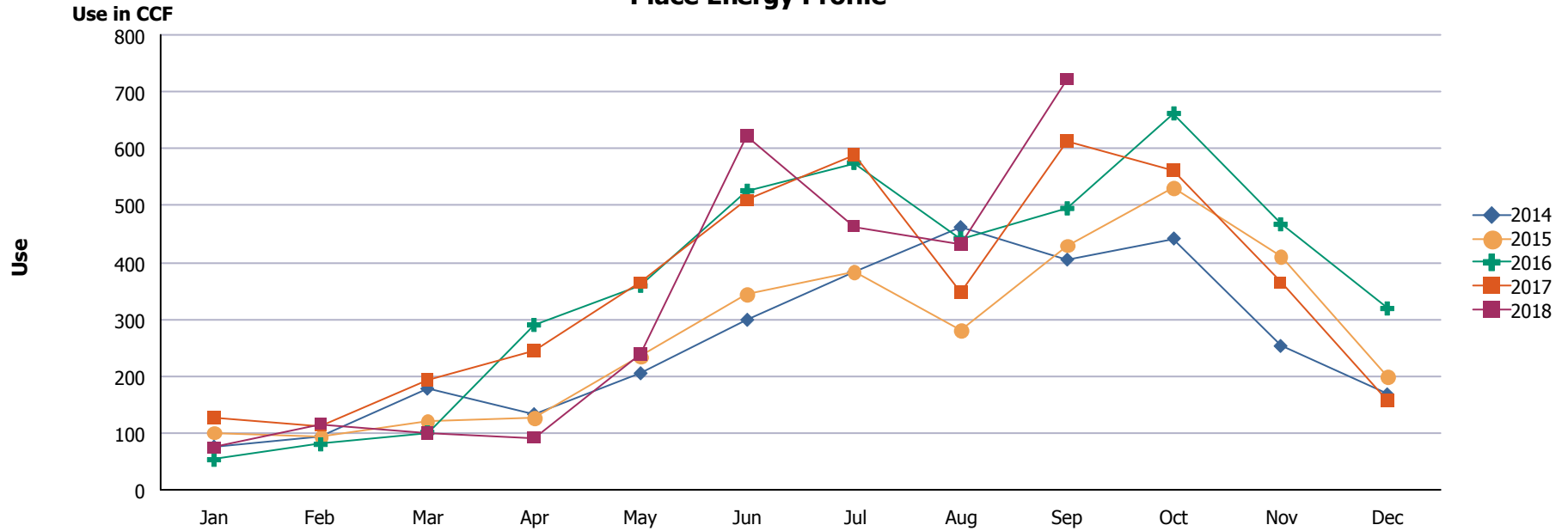
Place Energy Profile



Year	Jan	Feb	Mar	Apr	May	Jun	Jul	Aug	Sep	Oct	Nov	Dec	Totals
2014	414	617	583	653	770	890	834	888	710	642	950	653	8,604
2015	795	188	120	179	186	150	1,034	806	1,012	734	736	551	6,491
2016	287	327	307	563	508	510	1,112	445	689	590	453	294	6,085
2017	228	266	283	351	493	573	470	574	859	771	205	179	5,252
2018	132	183	330	366	493	212	533	625	885	0	0	0	3,759
Totals	1,856	1,581	1,623	2,112	2,450	2,335	3,983	3,338	4,155	2,737	2,344	1,677	30,191

Place: [HILLSIDE] HILLSIDE 121
 4500 CLIFTON

Place Energy Profile



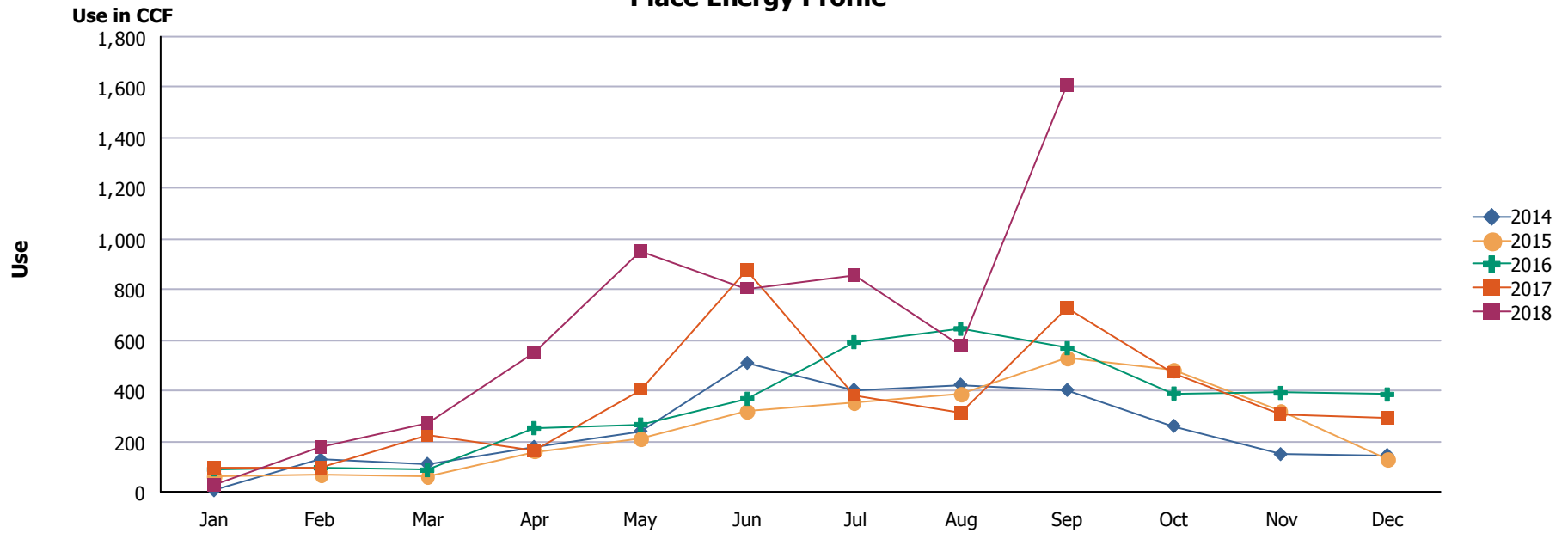
Year	Jan	Feb	Mar	Apr	May	Jun	Jul	Aug	Sep	Oct	Nov	Dec	Totals
2014	76	94	178	133	205	299	383	462	405	442	253	168	3,098
2015	101	94	121	126	234	344	384	280	430	532	411	199	3,256
2016	53	80	101	290	359	526	575	442	495	662	467	319	4,369
2017	126	113	194	245	364	509	588	347	613	561	364	156	4,180
2018	74	116	100	92	238	621	463	431	723	0	0	0	2,858
Totals	430	497	694	886	1,400	2,299	2,393	1,962	2,666	2,197	1,495	842	17,761

Place: [HOUSTON] HOUSTON

122

2851 GRANT

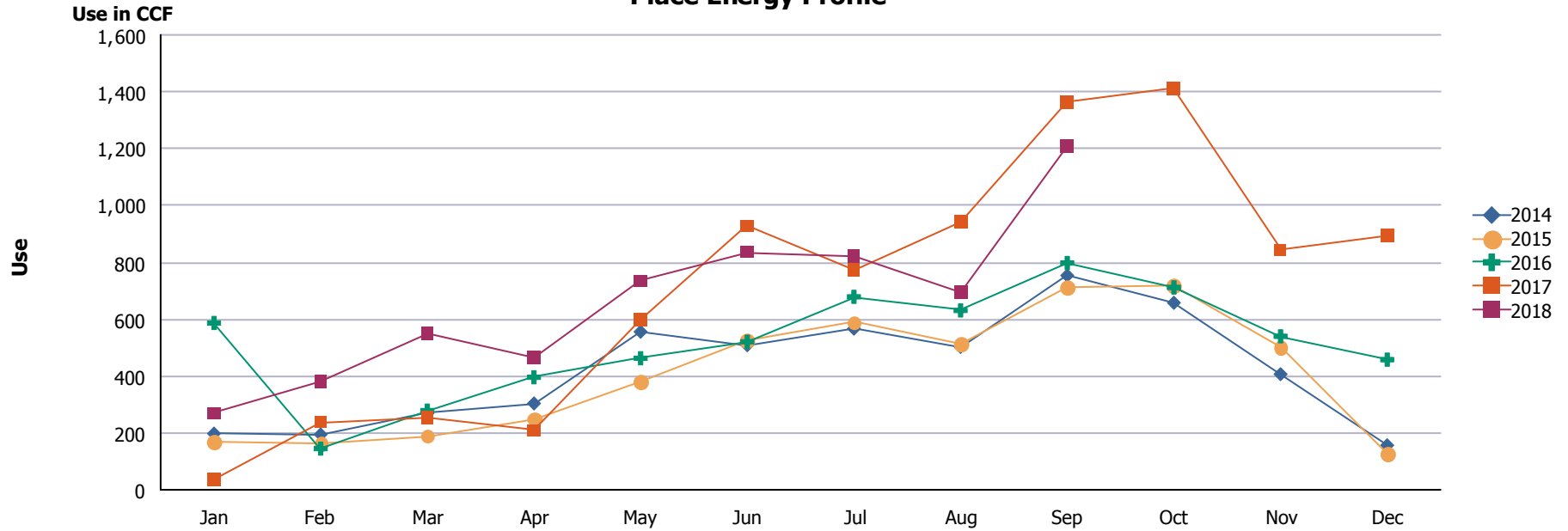
Place Energy Profile



Year	Jan	Feb	Mar	Apr	May	Jun	Jul	Aug	Sep	Oct	Nov	Dec	Totals
2014	6	128	111	178	240	510	404	424	403	261	149	146	2,960
2015	63	68	62	159	212	320	354	385	530	480	319	128	3,080
2016	89	95	86	252	266	368	592	645	568	389	391	385	4,126
2017	93	94	224	162	404	877	383	312	726	472	304	293	4,344
2018	26	176	274	550	952	804	854	577	1,610	0	0	0	5,823
Totals	277	561	757	1,301	2,074	2,879	2,587	2,343	3,837	1,602	1,163	952	20,333

Place: [HUGHEY] HUGHEY 123
 6201 HUGHEY

Place Energy Profile



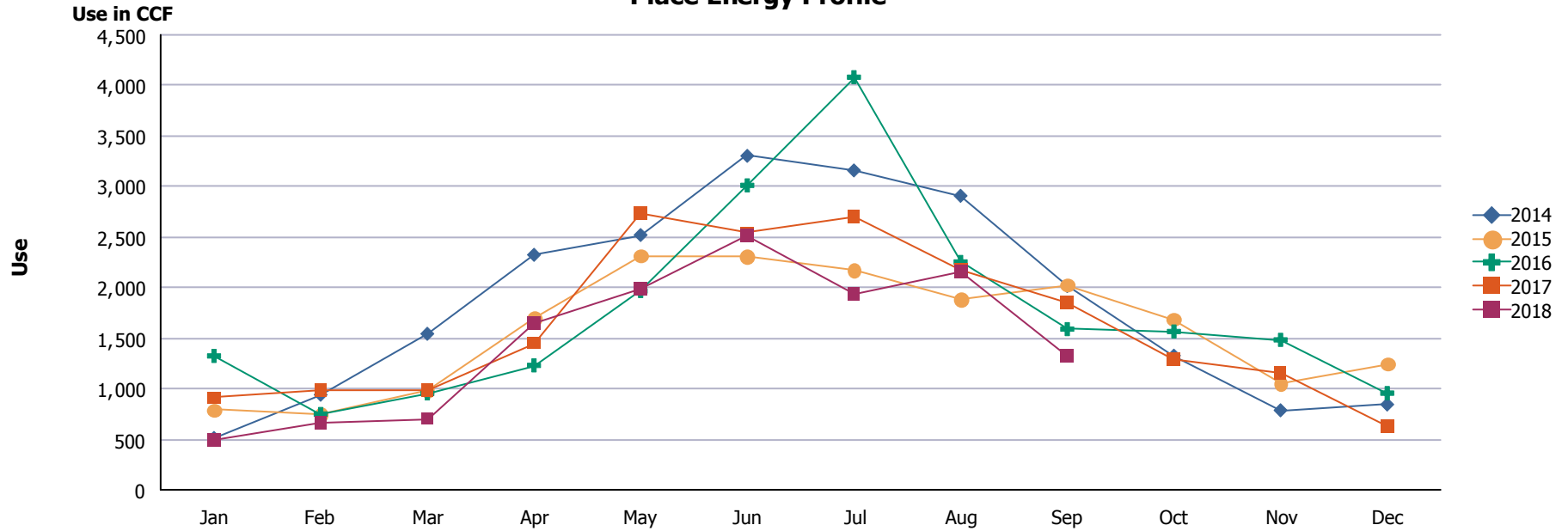
Year	Jan	Feb	Mar	Apr	May	Jun	Jul	Aug	Sep	Oct	Nov	Dec	Totals
2014	198	195	269	304	556	509	567	503	754	658	407	157	5,077
2015	171	164	190	250	380	527	589	513	712	719	500	125	4,840
2016	587	145	279	396	463	521	679	631	798	712	540	458	6,209
2017	36	238	255	209	597	927	773	940	1,366	1,415	843	892	8,491
2018	269	379	549	464	734	836	821	693	1,206	0	0	0	5,951
Totals	1,261	1,121	1,542	1,623	2,730	3,320	3,429	3,280	4,836	3,504	2,290	1,632	30,568

Place: [IRVIN] IRVIN

008

9465 ROANOKE

Place Energy Profile



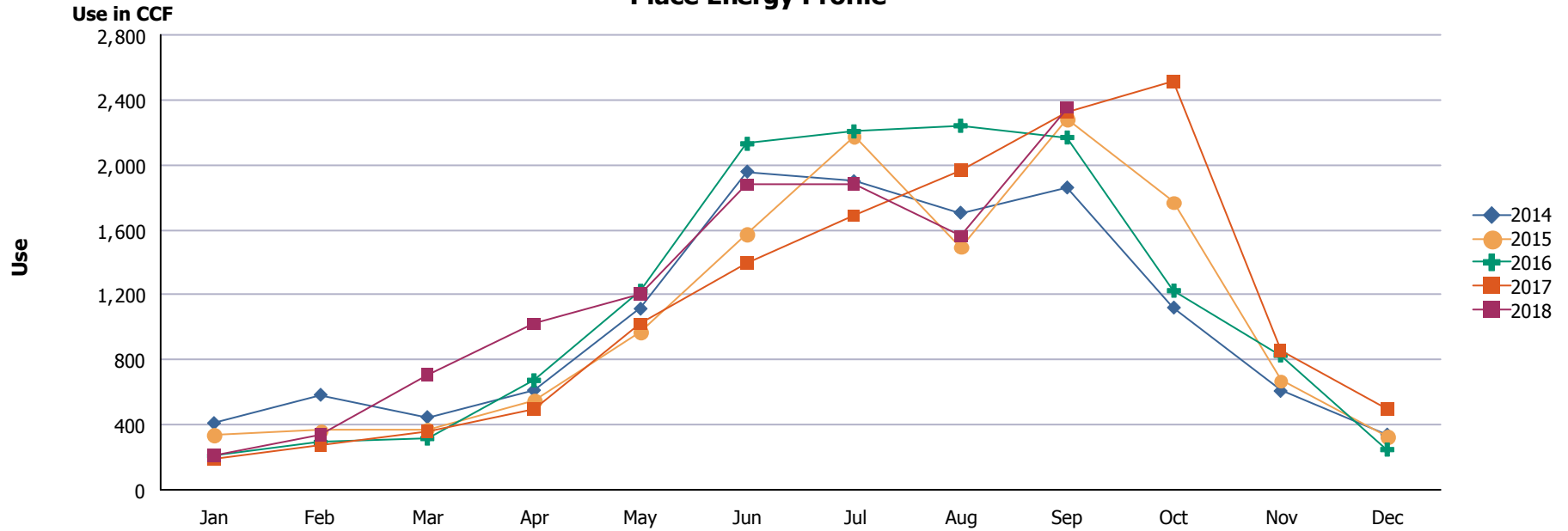
Year	Jan	Feb	Mar	Apr	May	Jun	Jul	Aug	Sep	Oct	Nov	Dec	Totals
2014	514	941	1,544	2,325	2,521	3,304	3,160	2,909	2,016	1,328	787	844	22,193
2015	791	743	987	1,704	2,318	2,306	2,168	1,884	2,029	1,689	1,053	1,248	18,920
2016	1,325	750	955	1,231	1,967	3,012	4,082	2,254	1,590	1,567	1,484	957	21,174
2017	910	984	983	1,450	2,732	2,539	2,696	2,173	1,845	1,289	1,160	633	19,394
2018	494	668	704	1,643	1,988	2,518	1,934	2,154	1,322	0	0	0	13,425
Totals	4,034	4,086	5,173	8,353	11,526	13,679	14,040	11,374	8,802	5,873	4,484	3,682	95,106

Place: [JEFFERSN] JEFFERSON

009

4700 ALAMEDA

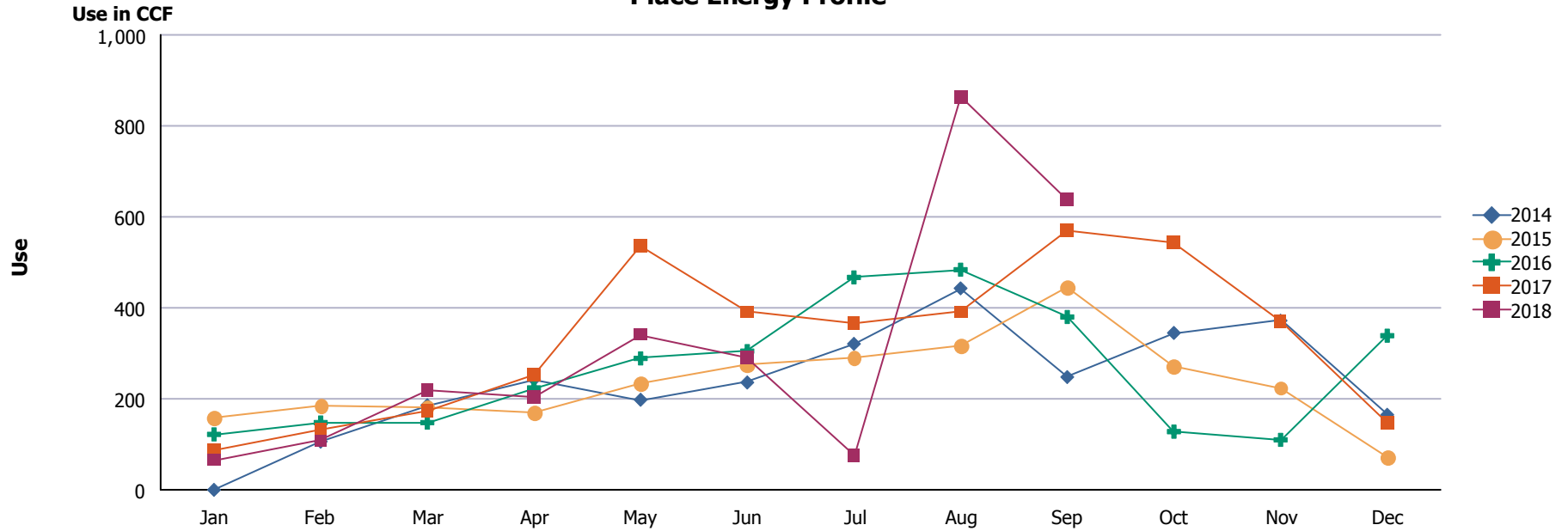
Place Energy Profile



Year	Jan	Feb	Mar	Apr	May	Jun	Jul	Aug	Sep	Oct	Nov	Dec	Totals
2014	411	585	448	613	1,115	1,959	1,900	1,706	1,861	1,122	609	340	12,669
2015	338	365	374	553	972	1,578	2,173	1,494	2,283	1,771	672	327	12,900
2016	209	292	316	674	1,225	2,130	2,206	2,241	2,169	1,226	828	248	13,764
2017	188	278	358	496	1,020	1,394	1,686	1,965	2,328	2,513	855	494	13,575
2018	212	336	708	1,021	1,204	1,877	1,881	1,559	2,350	0	0	0	11,148
Totals	1,358	1,856	2,204	3,357	5,536	8,938	9,846	8,965	10,991	6,632	2,964	1,409	64,056

Place: [JOHNSON] L.B. JOHNSON 155
 499 CABARET

Place Energy Profile

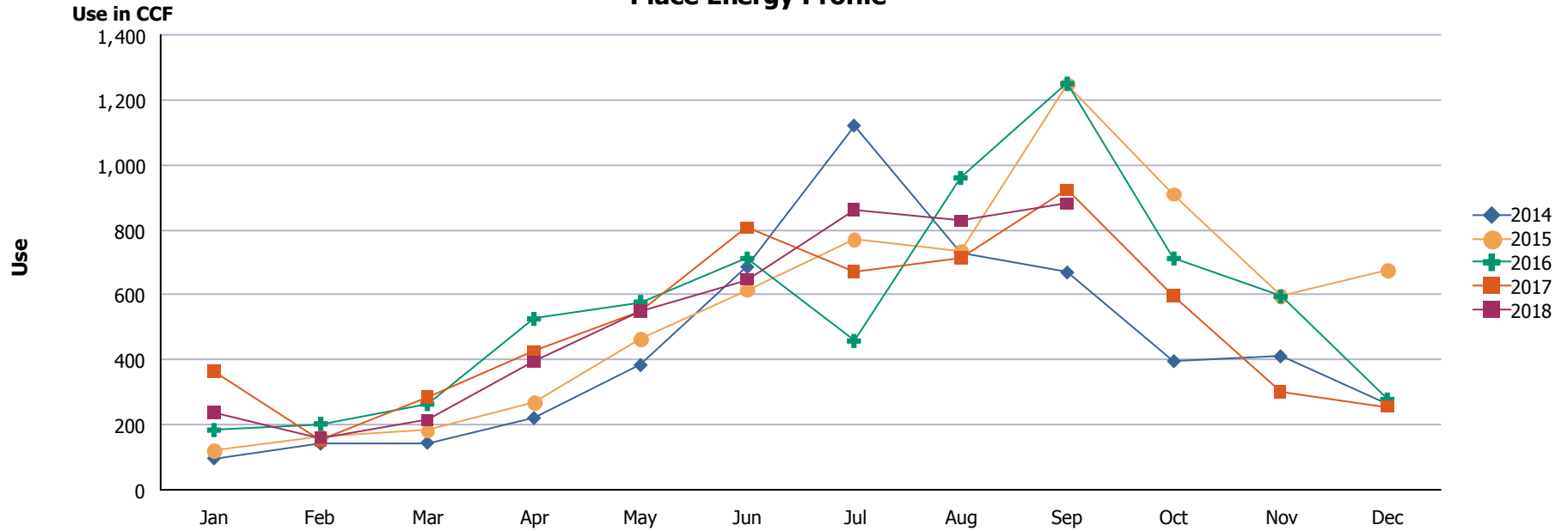


Year	Jan	Feb	Mar	Apr	May	Jun	Jul	Aug	Sep	Oct	Nov	Dec	Totals
2014	0	106	186	243	198	236	321	443	248	345	372	165	2,863
2015	159	184	183	169	234	274	290	317	444	273	224	73	2,824
2016	122	148	148	224	289	305	467	484	380	128	110	339	3,144
2017	86	132	173	254	535	391	367	391	569	543	370	146	3,957
2018	66	108	218	205	341	291	75	865	638	0	0	0	2,807
Totals	433	678	908	1,095	1,597	1,497	1,520	2,500	2,279	1,289	1,076	723	15,595

Place: [KOHLBERG] KOHLBERG ELEMENTARY

1445 NARDO GOODMAN

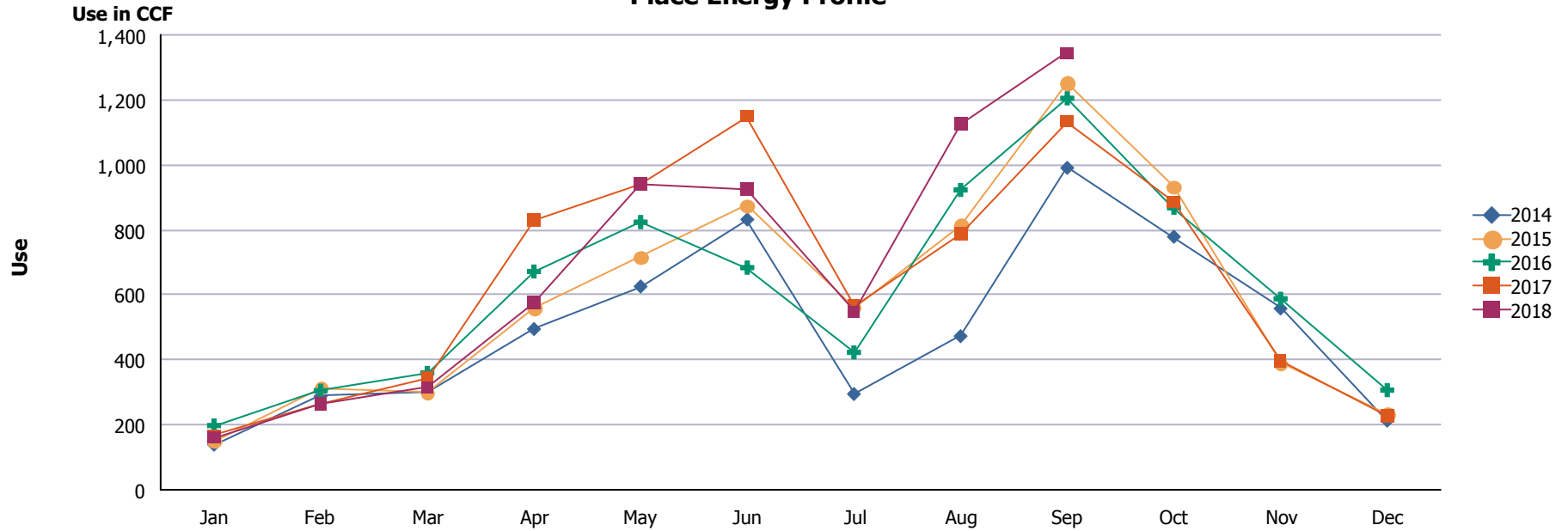
Place Energy Profile



Year	Jan	Feb	Mar	Apr	May	Jun	Jul	Aug	Sep	Oct	Nov	Dec	Totals
2014	97	142	145	221	384	686	1,121	731	669	396	411	264	5,267
2015	122	165	183	271	465	615	773	734	1,249	911	596	676	6,760
2016	184	203	264	526	578	712	458	960	1,250	712	595	278	6,720
2017	366	155	284	426	549	806	670	714	922	596	303	256	6,047
2018	237	161	214	394	551	647	860	827	880	0	0	0	4,771
Totals	1,006	826	1,090	1,838	2,527	3,466	3,882	3,966	4,970	2,615	1,905	1,474	29,565

Place: [LAMAR] LAMAR 125
 1440 CLIFF

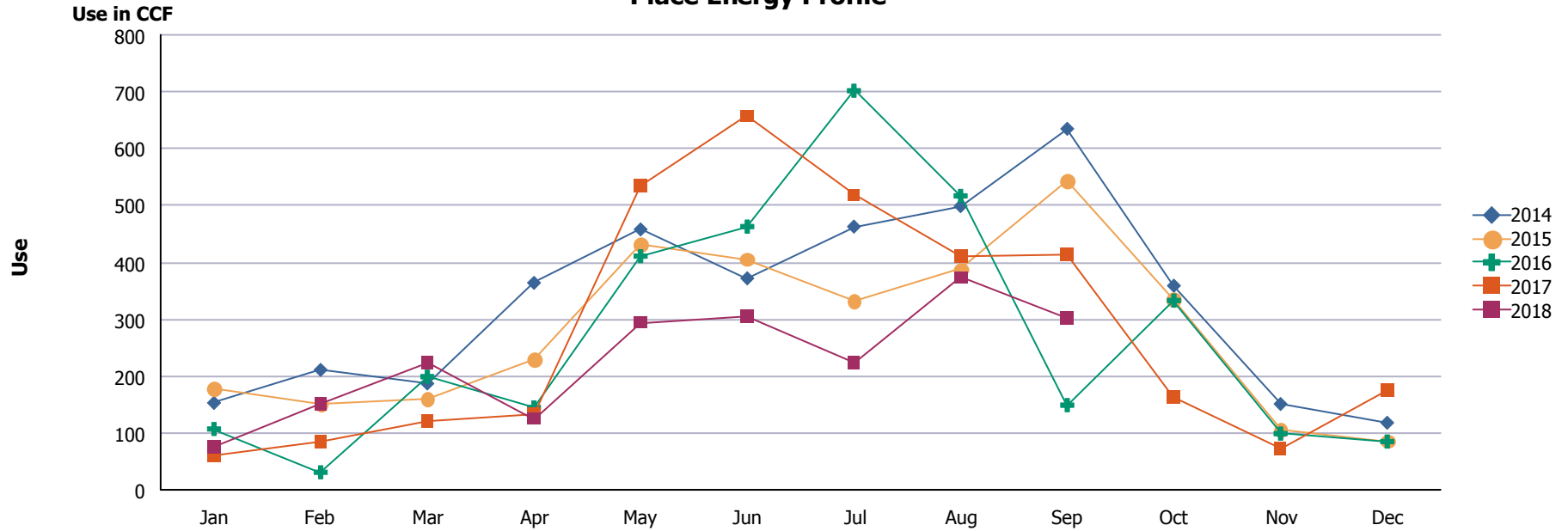
Place Energy Profile



Year	Jan	Feb	Mar	Apr	May	Jun	Jul	Aug	Sep	Oct	Nov	Dec	Totals
2014	139	288	300	495	626	832	295	473	991	779	558	213	5,989
2015	150	314	299	560	716	875	562	813	1,253	933	389	234	7,098
2016	198	305	360	672	824	684	423	923	1,205	868	588	307	7,357
2017	167	266	344	829	938	1,149	567	787	1,133	885	398	228	7,691
2018	161	264	315	577	940	923	547	1,126	1,345	0	0	0	6,198
Totals	815	1,437	1,618	3,133	4,044	4,463	2,394	4,122	5,927	3,465	1,933	982	34,333

Place: [LEE] LEE 150
 7710 PANDORA

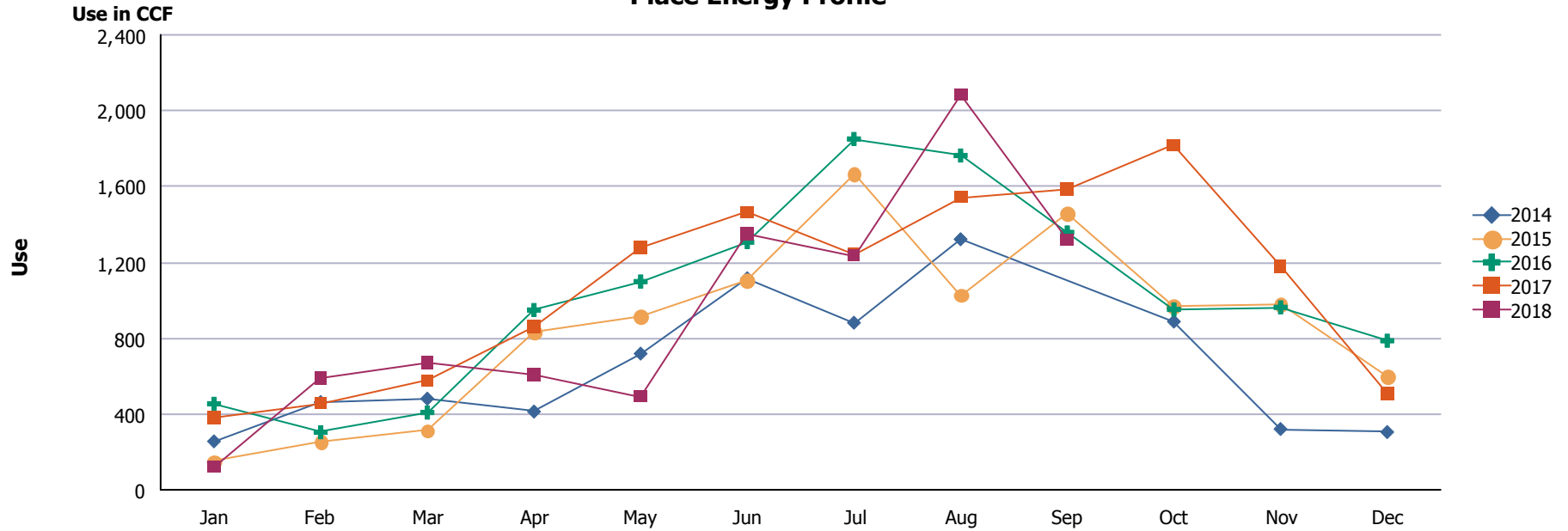
Place Energy Profile



Year	Jan	Feb	Mar	Apr	May	Jun	Jul	Aug	Sep	Oct	Nov	Dec	Totals
2014	153	211	187	364	458	372	463	499	635	359	151	118	3,970
2015	179	150	160	229	432	406	332	388	543	336	106	86	3,347
2016	107	31	199	145	411	463	702	517	149	333	99	85	3,241
2017	60	85	120	132	534	657	518	410	413	164	72	176	3,341
2018	76	151	223	125	294	304	224	373	302	0	0	0	2,072
Totals	575	628	889	995	2,129	2,202	2,239	2,187	2,042	1,192	428	465	15,971

Place: [LINCOLN] LINCOLN 051
 500 MULBERRY

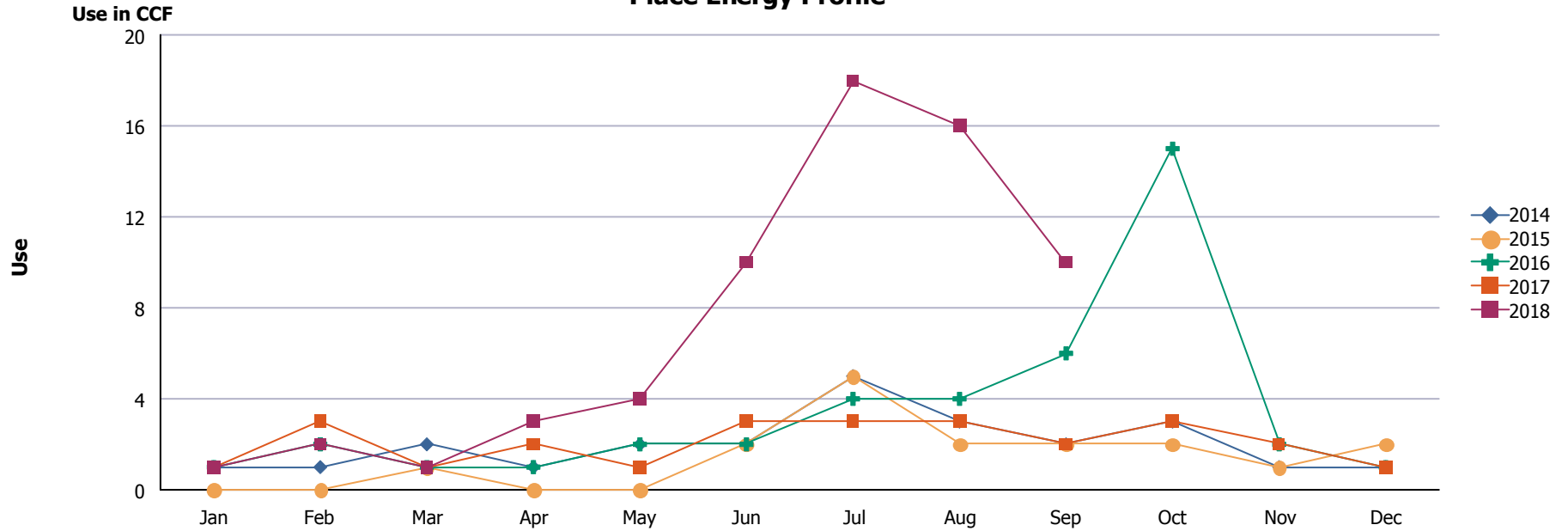
Place Energy Profile



Year	Jan	Feb	Mar	Apr	May	Jun	Jul	Aug	Sep	Oct	Nov	Dec	Totals
2014	256	463	481	413	719	1,116	882	1,322	0	888	321	305	7,166
2015	150	256	313	832	916	1,106	1,665	1,027	1,455	971	980	598	10,269
2016	454	304	408	949	1,099	1,307	1,851	1,764	1,358	952	963	787	12,196
2017	378	457	576	862	1,278	1,463	1,240	1,543	1,585	1,817	1,178	508	12,885
2018	122	587	672	610	493	1,351	1,236	2,087	1,319	0	0	0	8,477
Totals	1,360	2,067	2,450	3,666	4,505	6,343	6,874	7,743	5,717	4,628	3,442	2,198	50,993

Place: [LIVE MAT] LIVE MATERIAL CENTER 929
 1300 WAINWRIGHT

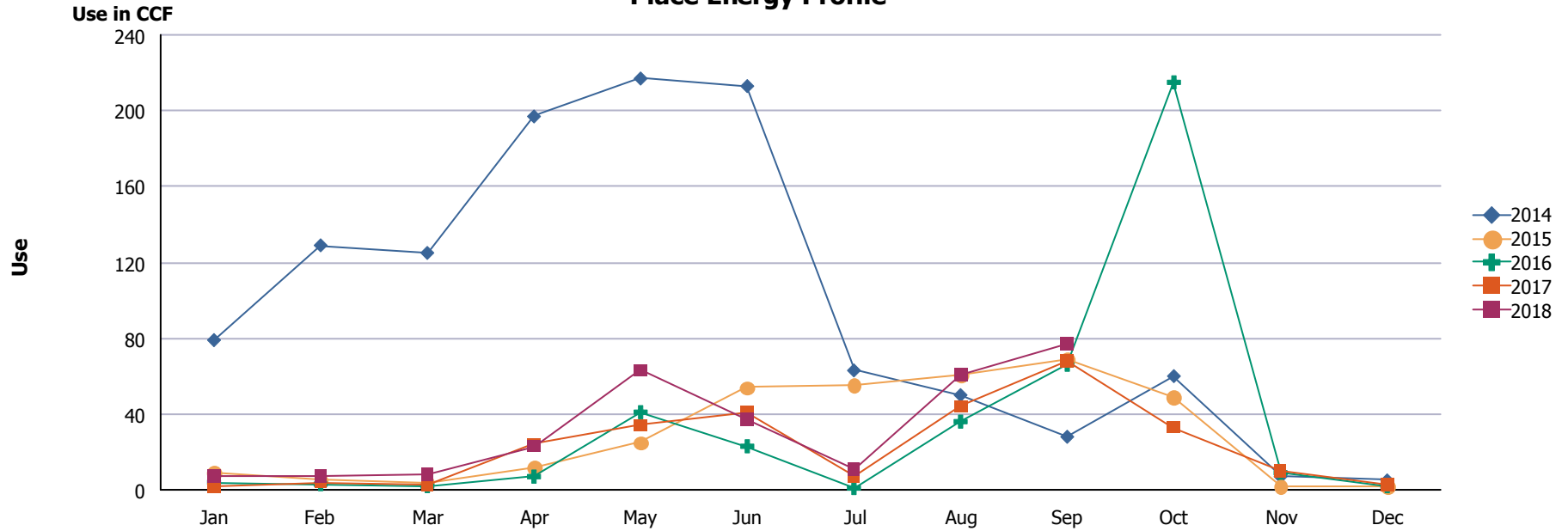
Place Energy Profile



Year	Jan	Feb	Mar	Apr	May	Jun	Jul	Aug	Sep	Oct	Nov	Dec	Totals
2014	1	1	2	1	2	2	5	3	2	3	1	1	24
2015	0	0	1	0	0	2	5	2	2	2	1	2	17
2016	1	2	1	1	2	2	4	4	6	15	2	1	41
2017	1	3	1	2	1	3	3	3	2	3	2	1	25
2018	1	2	1	3	4	10	18	16	10	0	0	0	65
Totals	4	8	6	7	9	19	35	28	22	23	6	5	172

Place: [LOGAN] LOGAN 128
 3200 ELLERTHORPE

Place Energy Profile

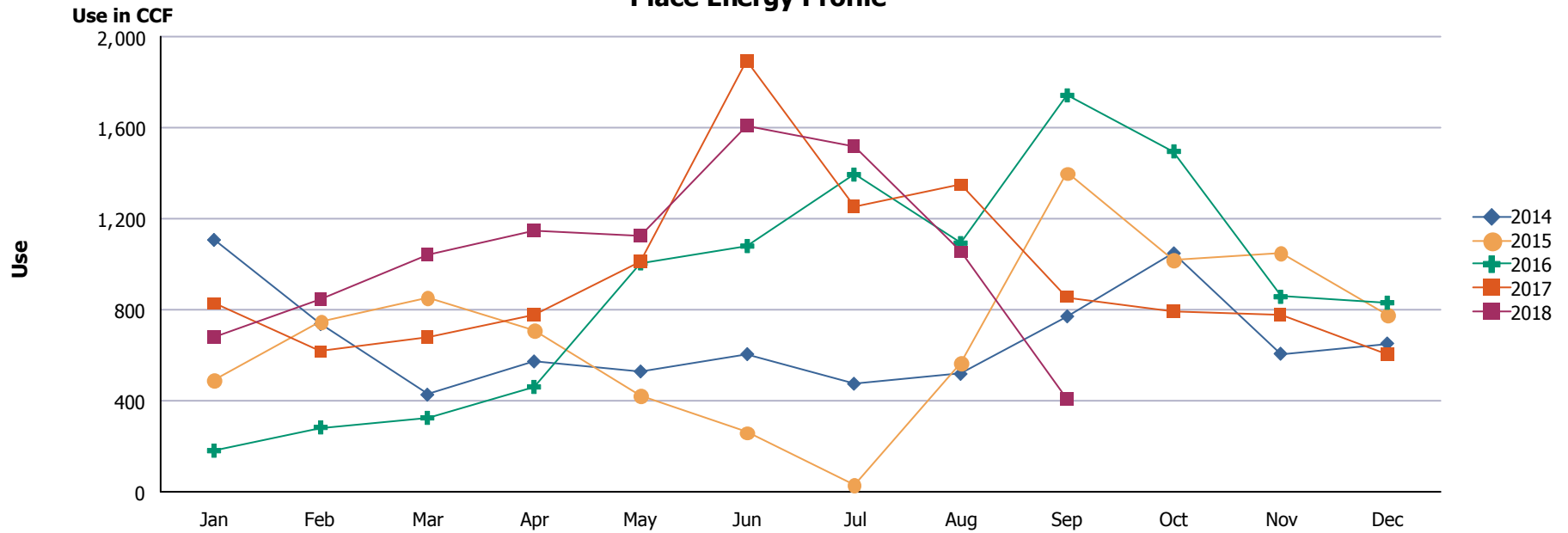


Year	Jan	Feb	Mar	Apr	May	Jun	Jul	Aug	Sep	Oct	Nov	Dec	Totals
2014	79	129	125	197	217	213	63	50	28	60	7	5	1,173
2015	9	5	4	12	25	54	55	61	69	49	2	2	347
2016	4	3	2	7	41	23	1	36	66	215	9	2	409
2017	2	4	3	24	34	41	7	44	68	33	10	3	273
2018	7	7	8	23	63	37	11	61	77	0	0	0	294
Totals	101	148	142	263	380	368	137	252	308	357	28	12	2,496

Place: [LUNDY_2] LUNDY

177

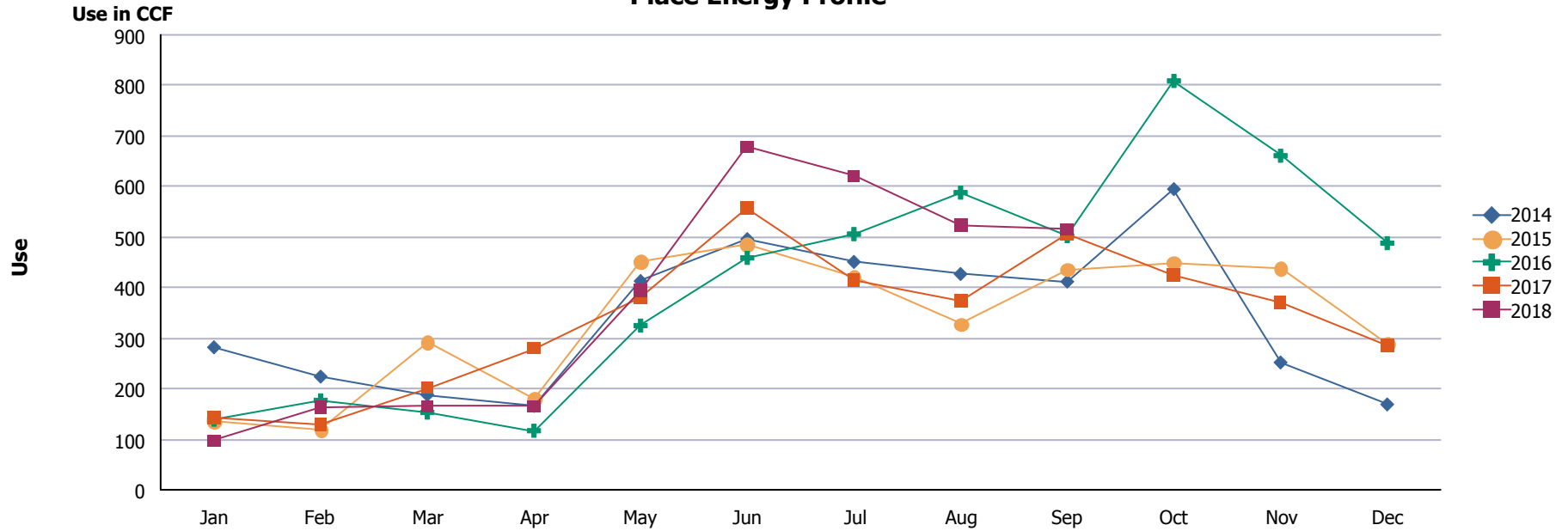
Place Energy Profile



Year	Jan	Feb	Mar	Apr	May	Jun	Jul	Aug	Sep	Oct	Nov	Dec	Totals
2014	1,107	737	427	573	529	605	475	518	771	1,048	607	652	8,049
2015	492	747	854	709	422	261	32	567	1,401	1,019	1,048	777	8,329
2016	181	283	325	461	1,004	1,080	1,394	1,093	1,742	1,496	857	831	10,747
2017	827	616	678	780	1,012	1,892	1,254	1,348	856	794	780	606	11,443
2018	679	847	1,043	1,146	1,123	1,609	1,517	1,053	410	0	0	0	9,427
Totals	3,286	3,230	3,327	3,669	4,090	5,447	4,672	4,579	5,180	4,357	3,292	2,866	47,995

Place: [MAC] MACARTHUR 129
 8101 WHITUS

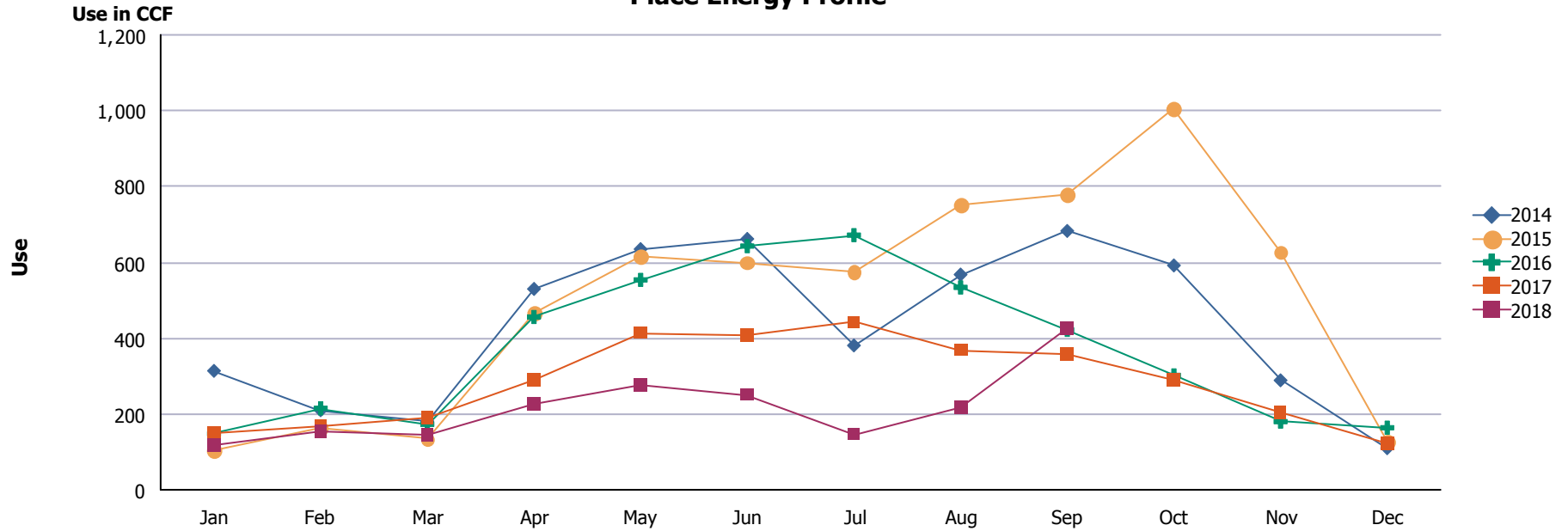
Place Energy Profile



Year	Jan	Feb	Mar	Apr	May	Jun	Jul	Aug	Sep	Oct	Nov	Dec	Totals
2014	282	224	188	166	413	496	451	427	412	595	252	169	4,075
2015	136	118	292	179	451	485	422	328	436	450	439	289	4,025
2016	139	177	153	117	325	459	506	588	502	809	661	488	4,924
2017	142	128	202	280	380	556	414	374	505	425	371	285	4,062
2018	97	162	165	165	394	678	620	524	515	0	0	0	3,320
Totals	796	809	1,000	907	1,963	2,674	2,413	2,241	2,370	2,279	1,723	1,231	20,406

Place: [MAGOFFIN] MAGOFFIN 047
 4931 HERCULES

Place Energy Profile

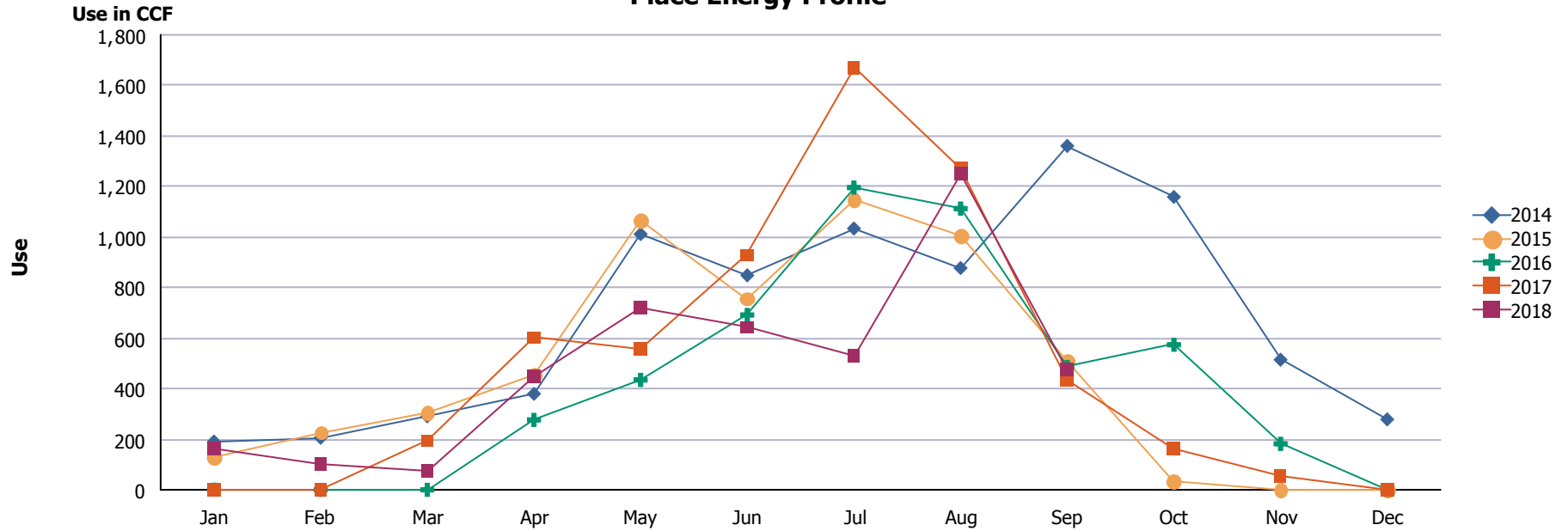


Year	Jan	Feb	Mar	Apr	May	Jun	Jul	Aug	Sep	Oct	Nov	Dec	Totals
2014	314	210	181	530	635	662	381	568	683	592	289	110	5,155
2015	104	162	134	467	616	600	574	752	779	1,005	627	126	5,946
2016	148	215	173	456	554	643	672	534	422	302	180	164	4,463
2017	151	168	191	289	414	409	442	369	357	291	203	122	3,406
2018	118	153	146	225	277	251	147	218	426	0	0	0	1,961
Totals	835	908	825	1,967	2,496	2,565	2,216	2,441	2,667	2,190	1,299	522	20,931

Place: [MAGOFFINNEWMIDDLESCHOOL] MAGOFFIN NEW MIDDLE SCHOOL

4931 Hercules

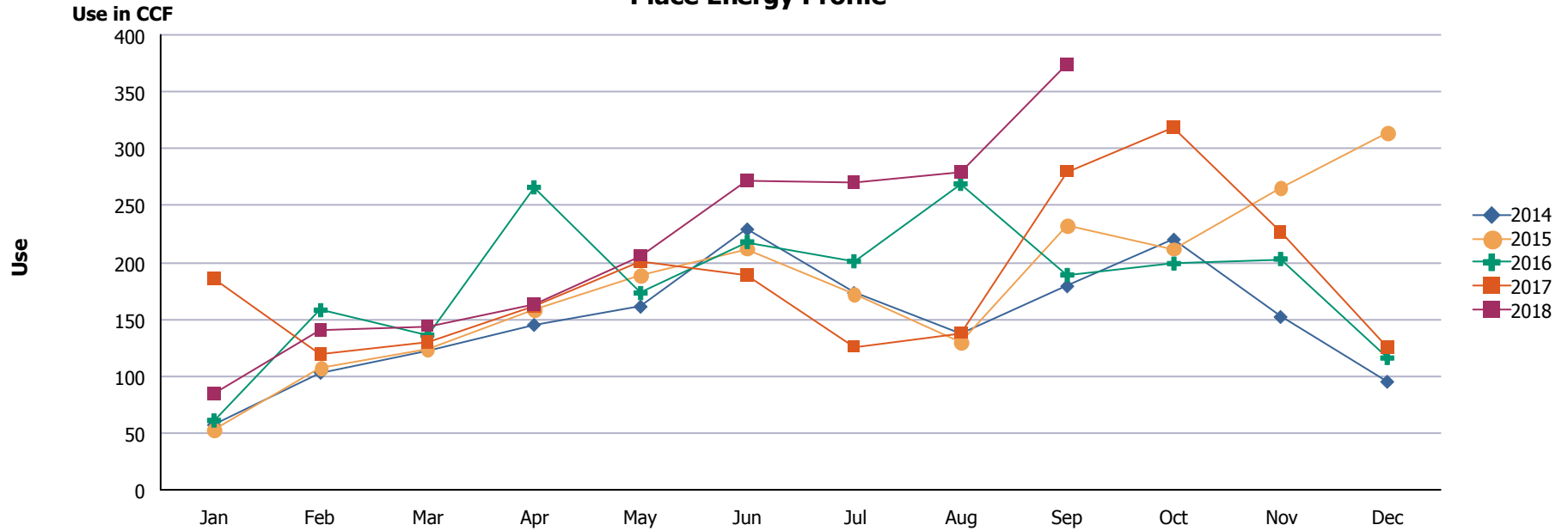
Place Energy Profile



Year	Jan	Feb	Mar	Apr	May	Jun	Jul	Aug	Sep	Oct	Nov	Dec	Totals
2014	191	206	291	380	1,012	849	1,034	878	1,361	1,159	515	279	8,155
2015	128	227	307	456	1,065	757	1,150	1,004	510	36	0	0	5,640
2016	1	0	0	277	435	692	1,196	1,113	486	574	182	0	4,956
2017	0	0	194	602	556	928	1,670	1,268	433	162	55	1	5,869
2018	163	101	73	450	718	642	528	1,251	477	0	0	0	4,403
Totals	483	534	865	2,165	3,786	3,868	5,578	5,514	3,267	1,931	752	280	29,023

Place: [MAXINE] MAXINE SILVA HEALTH MAGNET 011
 121 VAL VERDE

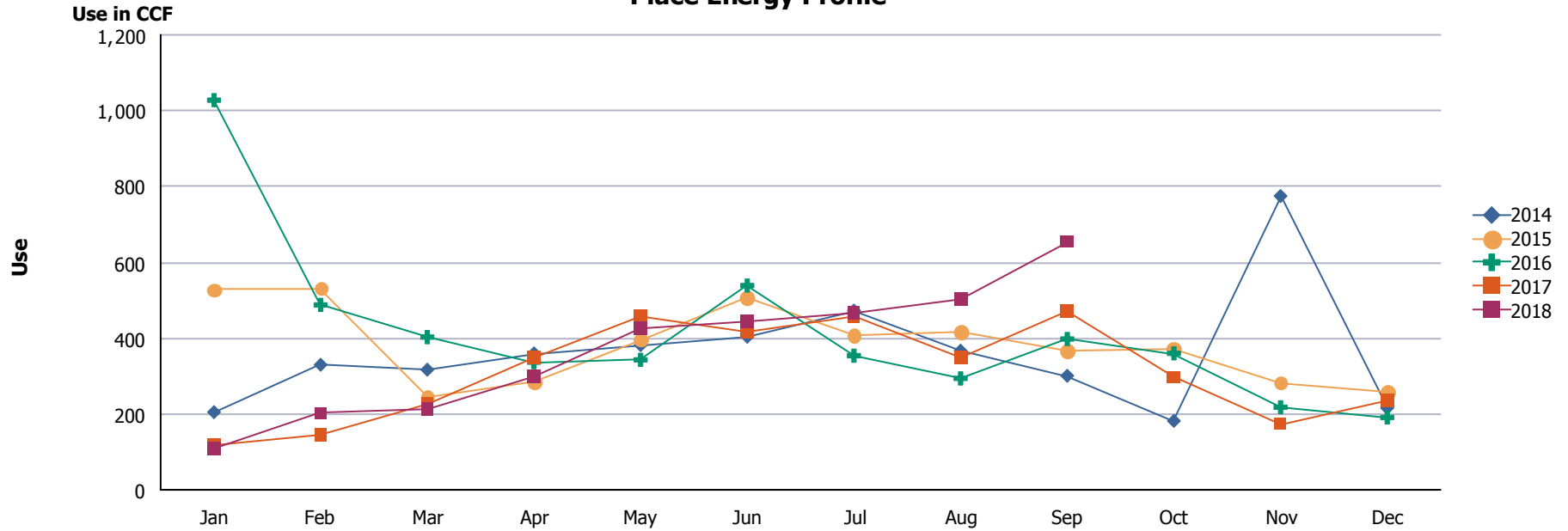
Place Energy Profile



Year	Jan	Feb	Mar	Apr	May	Jun	Jul	Aug	Sep	Oct	Nov	Dec	Totals
2014	57	103	123	145	161	229	173	137	179	220	152	95	1,774
2015	53	107	124	159	189	212	172	130	232	212	266	314	2,170
2016	61	158	136	266	173	218	201	269	189	199	203	116	2,189
2017	186	119	130	161	201	189	126	138	280	318	226	125	2,199
2018	85	140	144	163	206	272	270	279	374	0	0	0	1,933
Totals	442	627	657	894	930	1,120	942	953	1,254	949	847	650	10,265

Place: [MESITA] MESITA 130
 500 ALETHEA

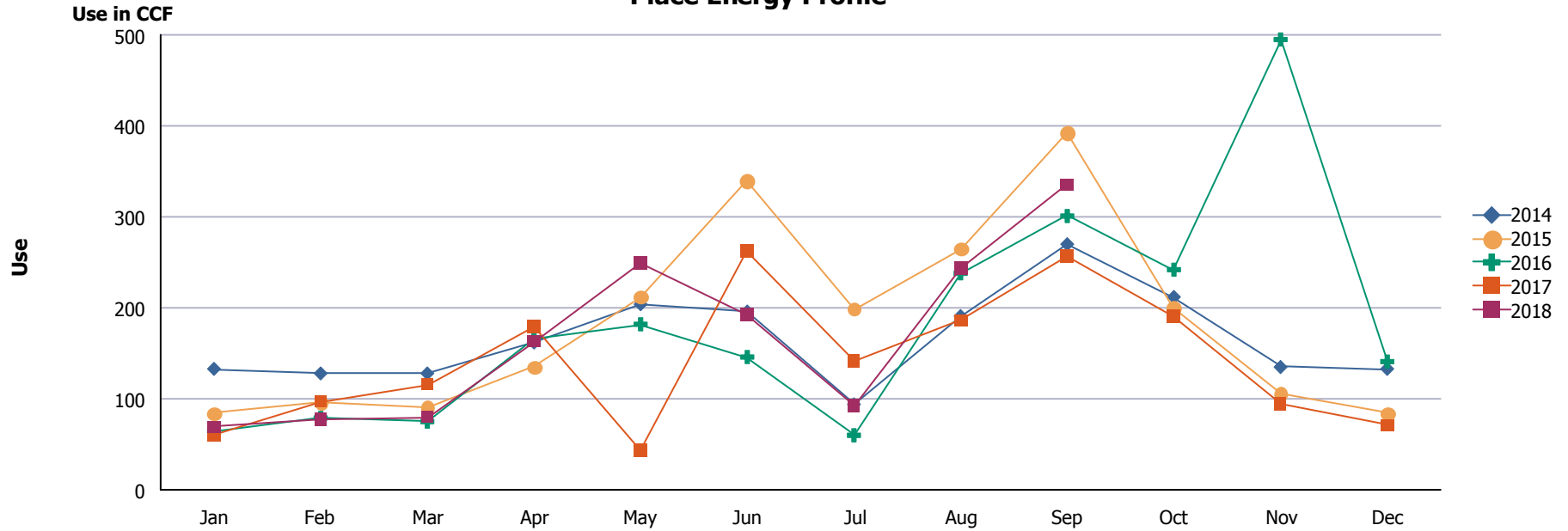
Place Energy Profile



Year	Jan	Feb	Mar	Apr	May	Jun	Jul	Aug	Sep	Oct	Nov	Dec	Totals
2014	205	330	317	360	382	404	473	367	301	182	775	216	4,312
2015	528	532	243	285	396	508	406	416	368	373	283	257	4,595
2016	1,028	488	403	337	343	539	354	294	398	360	218	191	4,953
2017	119	145	226	348	458	415	457	349	471	297	174	236	3,695
2018	108	202	212	298	426	443	468	503	654	0	0	0	3,314
Totals	1,988	1,697	1,401	1,628	2,005	2,309	2,158	1,929	2,192	1,212	1,450	900	20,869

Place: [MILAM] MILAM 131
 5000 LUKE

Place Energy Profile



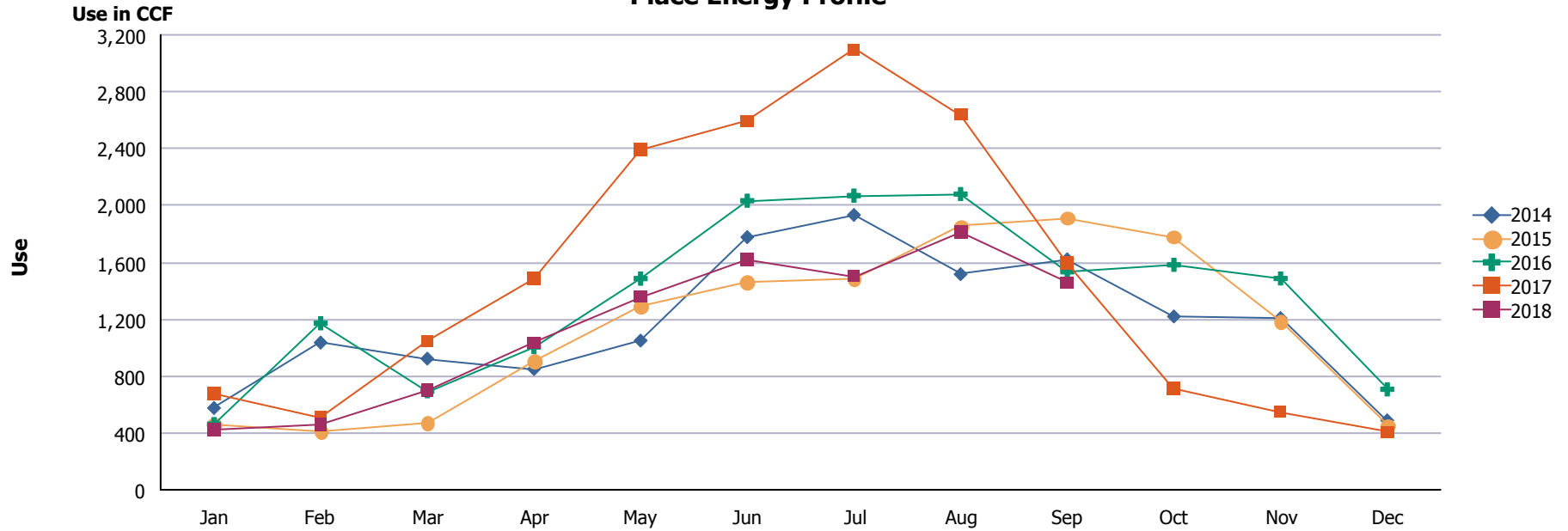
Year	Jan	Feb	Mar	Apr	May	Jun	Jul	Aug	Sep	Oct	Nov	Dec	Totals
2014	133	128	128	162	204	196	94	191	270	212	135	133	1,986
2015	84	96	91	135	212	339	199	265	392	200	105	84	2,202
2016	65	79	75	166	182	146	60	238	301	242	495	141	2,190
2017	61	97	116	179	43	262	142	186	257	191	94	71	1,699
2018	69	78	80	163	249	193	92	244	335	0	0	0	1,503
Totals	412	478	490	805	890	1,136	587	1,124	1,555	845	829	429	9,580

Place: [MOREHEAD] MOREHEAD

046

5625 CONFETTI

Place Energy Profile

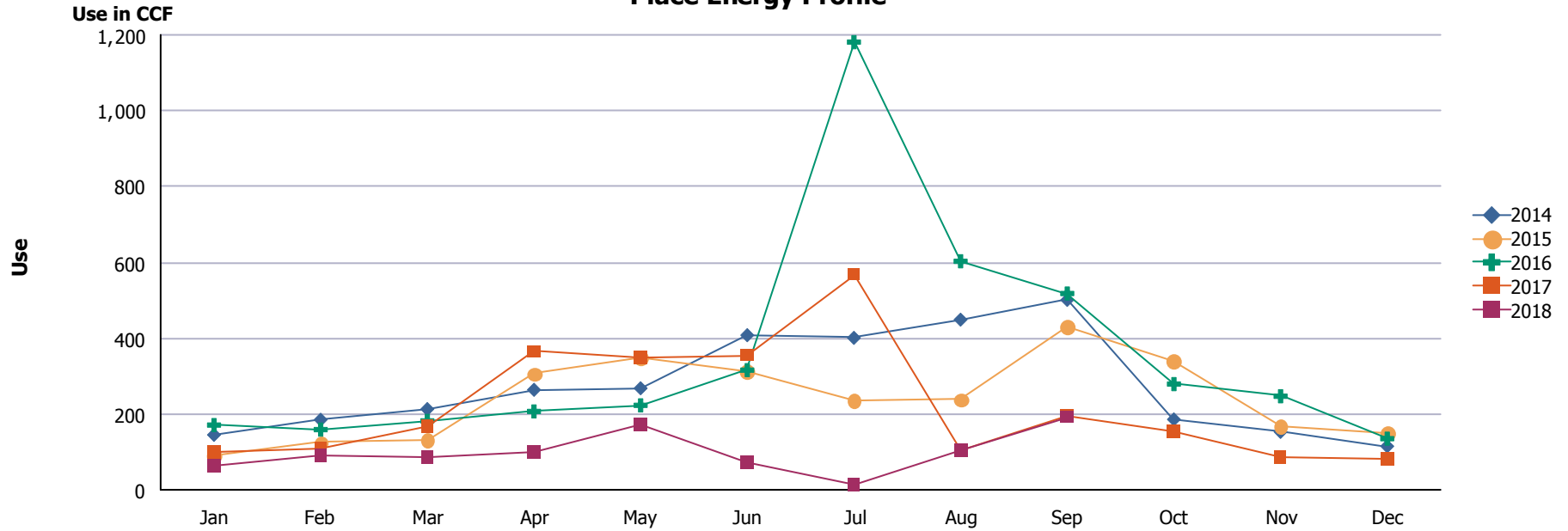


Year	Jan	Feb	Mar	Apr	May	Jun	Jul	Aug	Sep	Oct	Nov	Dec	Totals
2014	576	1,036	923	850	1,050	1,778	1,934	1,517	1,622	1,220	1,208	489	14,203
2015	455	408	472	907	1,292	1,457	1,485	1,855	1,913	1,780	1,185	453	13,662
2016	463	1,172	694	1,005	1,486	2,034	2,070	2,081	1,534	1,583	1,487	707	16,316
2017	674	510	1,045	1,484	2,392	2,591	3,099	2,638	1,597	716	549	406	17,701
2018	424	460	698	1,034	1,358	1,618	1,502	1,810	1,456	0	0	0	10,360
Totals	2,592	3,586	3,832	5,280	7,578	9,478	10,090	9,901	8,122	5,299	4,429	2,055	72,242

Place: [MOYE_2] HR MOYE

4825 Alps Dr

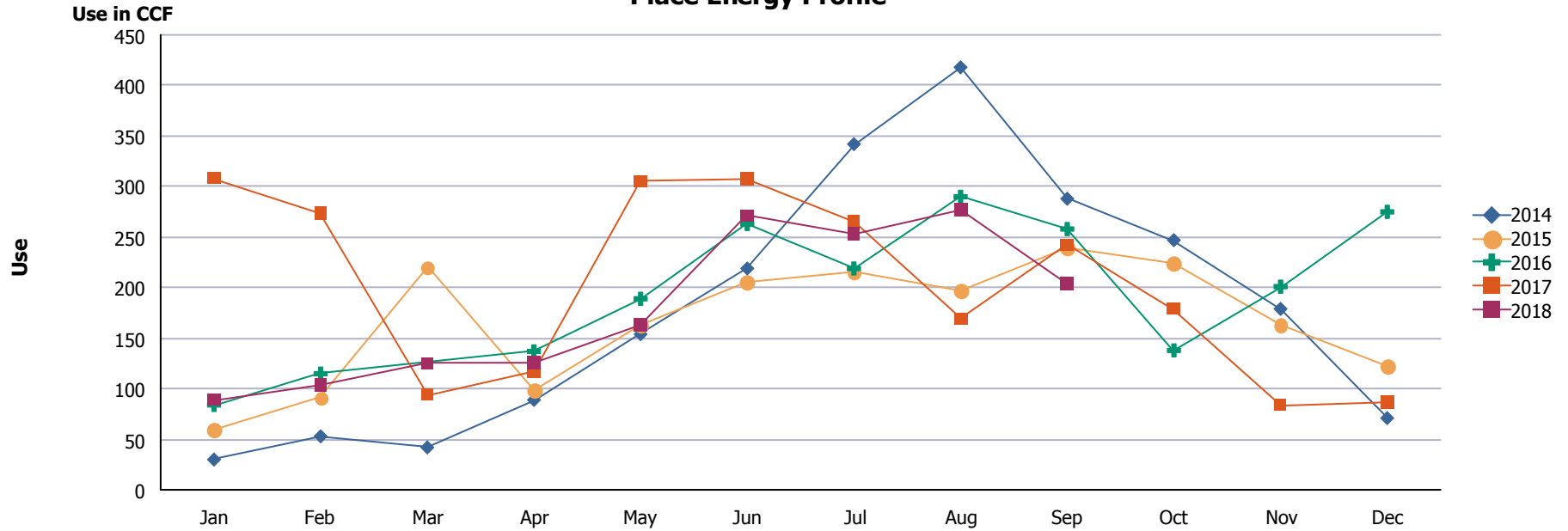
Place Energy Profile



Year	Jan	Feb	Mar	Apr	May	Jun	Jul	Aug	Sep	Oct	Nov	Dec	Totals
2014	145	185	213	264	268	408	401	449	501	186	153	115	3,288
2015	90	125	131	306	348	312	234	238	431	340	168	149	2,872
2016	171	159	182	207	223	316	1,181	603	518	279	247	135	4,221
2017	98	109	168	365	350	355	568	102	196	154	86	80	2,631
2018	64	92	85	99	172	72	14	105	192	0	0	0	895
Totals	568	670	779	1,241	1,361	1,463	2,398	1,497	1,838	959	654	479	13,907

Place: [MULTI-MEDIA CENTER] MULTI-MEDIA CENTER
 4864 DONIPHAN

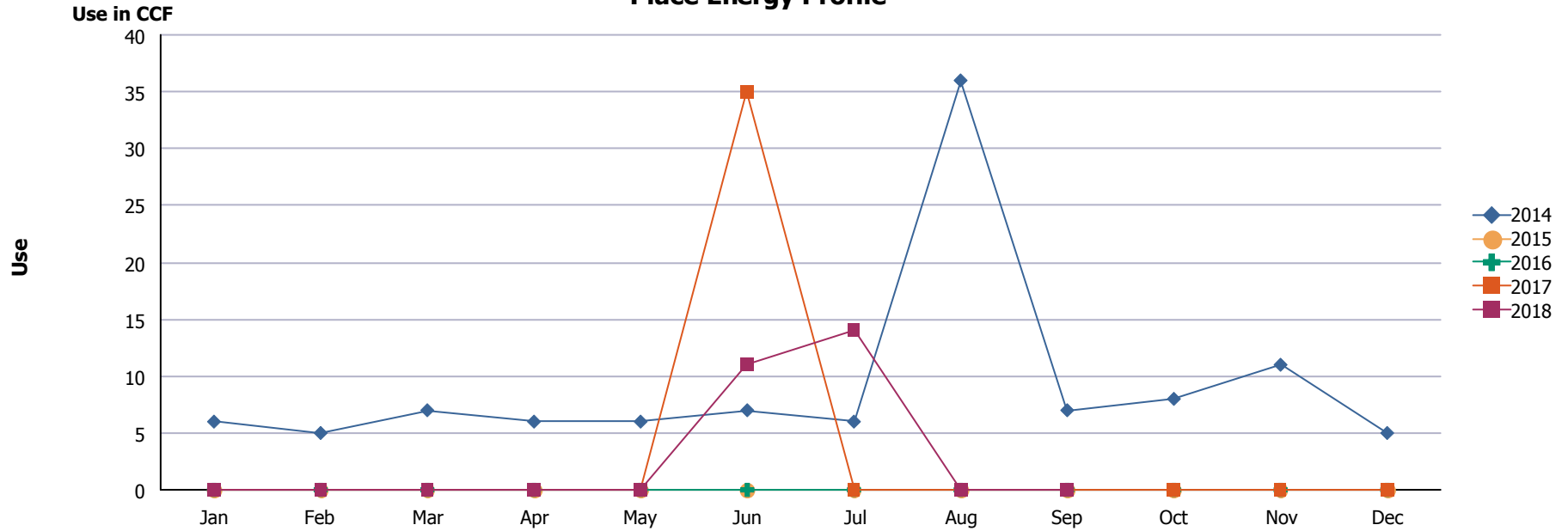
Place Energy Profile



Year	Jan	Feb	Mar	Apr	May	Jun	Jul	Aug	Sep	Oct	Nov	Dec	Totals
2014	30	53	42	89	154	219	342	418	288	247	179	71	2,132
2015	59	91	220	98	163	206	215	197	240	224	163	122	1,998
2016	84	115	0	137	189	263	219	290	258	138	201	275	2,169
2017	308	274	94	117	305	307	265	169	242	179	84	87	2,431
2018	89	103	125	126	163	271	253	277	204	0	0	0	1,611
Totals	570	636	481	567	974	1,266	1,294	1,351	1,232	788	627	555	10,341

Place: [NE AREA OFFICES] N.E. AREA OFFICES 882
 5012 MARIE TOBIN

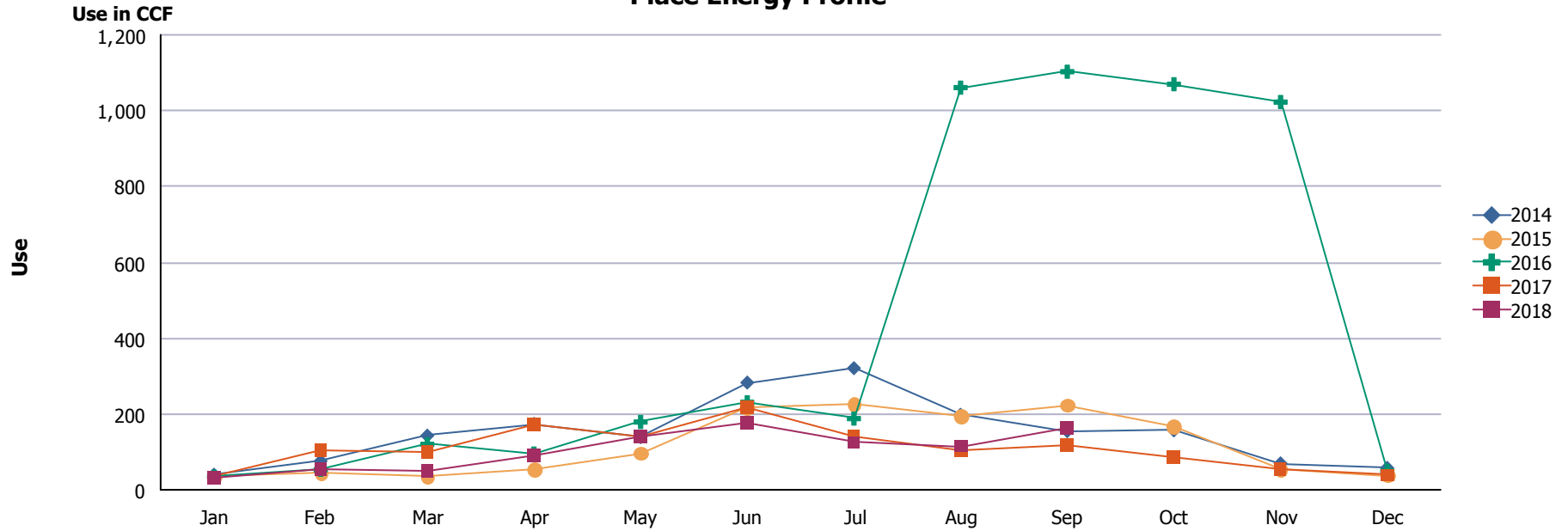
Place Energy Profile



Year	Jan	Feb	Mar	Apr	May	Jun	Jul	Aug	Sep	Oct	Nov	Dec	Totals
2014	6	5	7	6	6	7	6	36	7	8	11	5	110
2015	0	0	0	0	0	0	0	0	0	0	0	0	0
2016	0	0	0	0	0	0	0	0	0	0	0	0	0
2017	0	0	0	0	0	35	0	0	0	0	0	0	35
2018	0	0	0	0	0	11	14	0	0	0	0	0	25
Totals	6	5	7	6	6	53	20	36	7	8	11	5	170

Place: [NE TRANSPORTATION] N.E. TRANSPORTATION 826
 TRANS MOUNTAIN

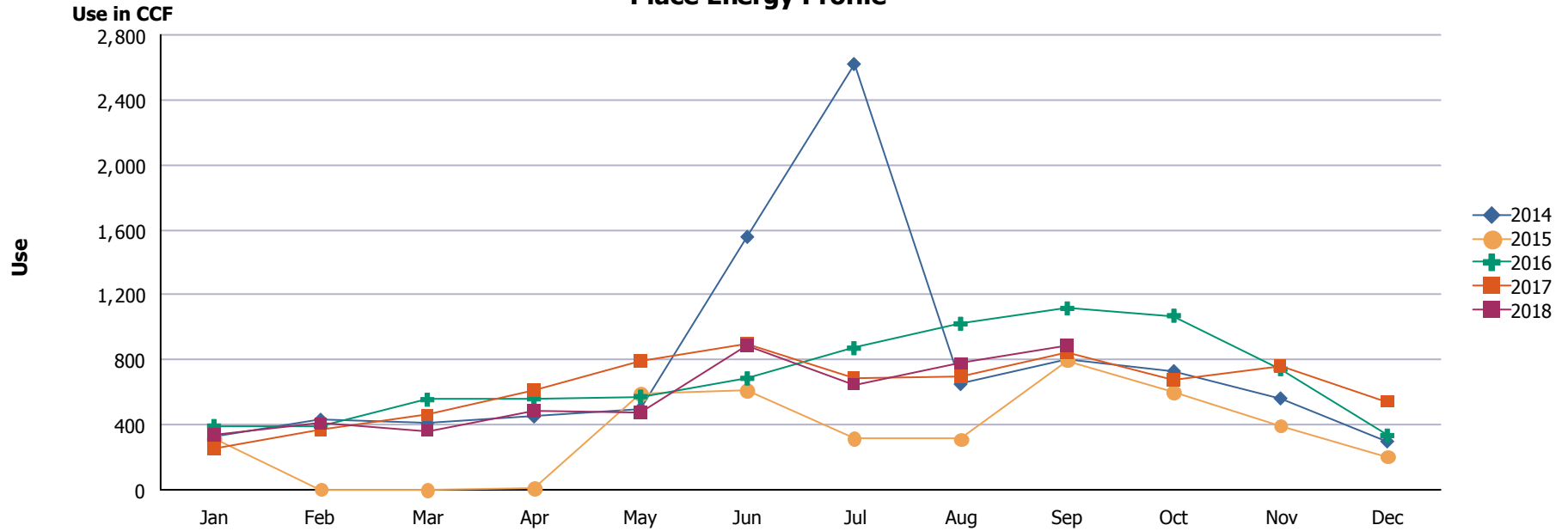
Place Energy Profile



Year	Jan	Feb	Mar	Apr	May	Jun	Jul	Aug	Sep	Oct	Nov	Dec	Totals
2014	40	76	143	174	139	283	321	198	155	157	70	58	1,814
2015	34	46	34	53	97	216	227	195	224	166	53	38	1,383
2016	35	53	120	96	179	231	188	1,061	1,103	1,070	1,023	50	5,209
2017	34	103	99	173	141	218	140	105	119	87	53	39	1,311
2018	33	55	51	90	140	175	125	115	164	0	0	0	948
Totals	176	333	447	586	696	1,123	1,001	1,674	1,765	1,480	1,199	185	10,665

Place: [NEWMAN] NEWMAN ELEMENTARY 133
 10275 ALCAN

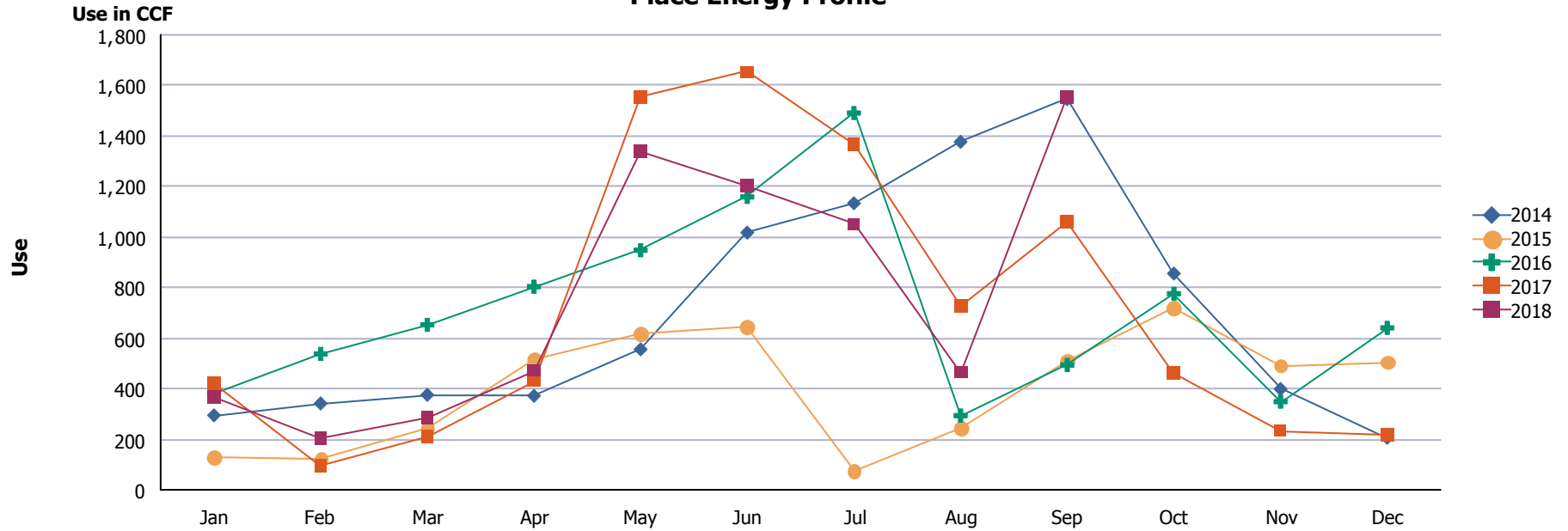
Place Energy Profile



Year	Jan	Feb	Mar	Apr	May	Jun	Jul	Aug	Sep	Oct	Nov	Dec	Totals
2014	330	432	411	451	501	1,557	2,621	651	806	731	563	298	9,352
2015	314	4	3	7	595	611	317	313	797	602	396	206	4,165
2016	393	393	555	560	574	686	872	1,022	1,117	1,072	743	334	8,321
2017	252	369	461	612	794	896	689	698	841	679	763	543	7,597
2018	335	408	364	488	476	889	649	777	889	0	0	0	5,275
Totals	1,624	1,606	1,794	2,118	2,940	4,639	5,148	3,461	4,450	3,084	2,465	1,381	34,710

Place: [NIXON] L.A. NIXON 161
 11141 LOMA ROJA DRIVE

Place Energy Profile

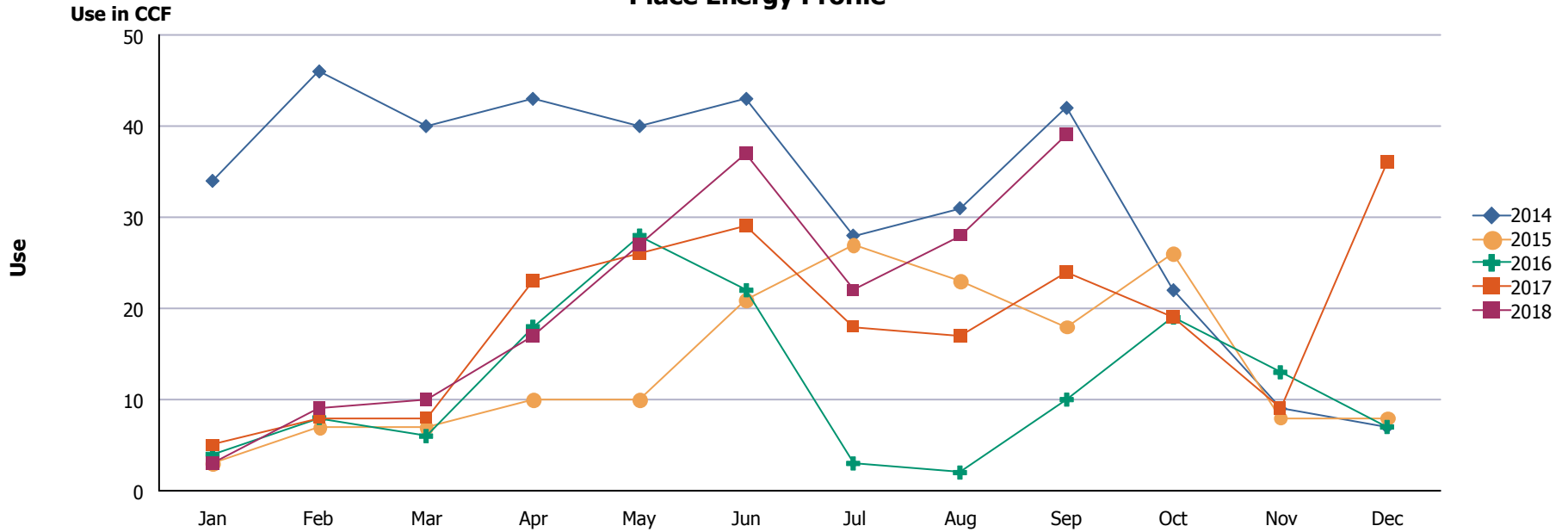


Year	Jan	Feb	Mar	Apr	May	Jun	Jul	Aug	Sep	Oct	Nov	Dec	Totals
2014	295	342	376	372	556	1,018	1,134	1,377	1,546	856	399	206	8,477
2015	128	122	243	517	617	647	74	245	512	718	492	506	4,821
2016	380	538	653	804	948	1,159	1,491	294	494	776	349	641	8,527
2017	420	95	212	431	1,557	1,655	1,365	727	1,058	463	234	216	8,433
2018	369	203	287	472	1,339	1,204	1,050	465	1,555	0	0	0	6,944
Totals	1,592	1,300	1,771	2,596	5,017	5,683	5,114	3,108	5,165	2,813	1,474	1,569	37,202

Place: [OCC. CTR] OCCUPATIONAL CTR.

5300 WARRIORS

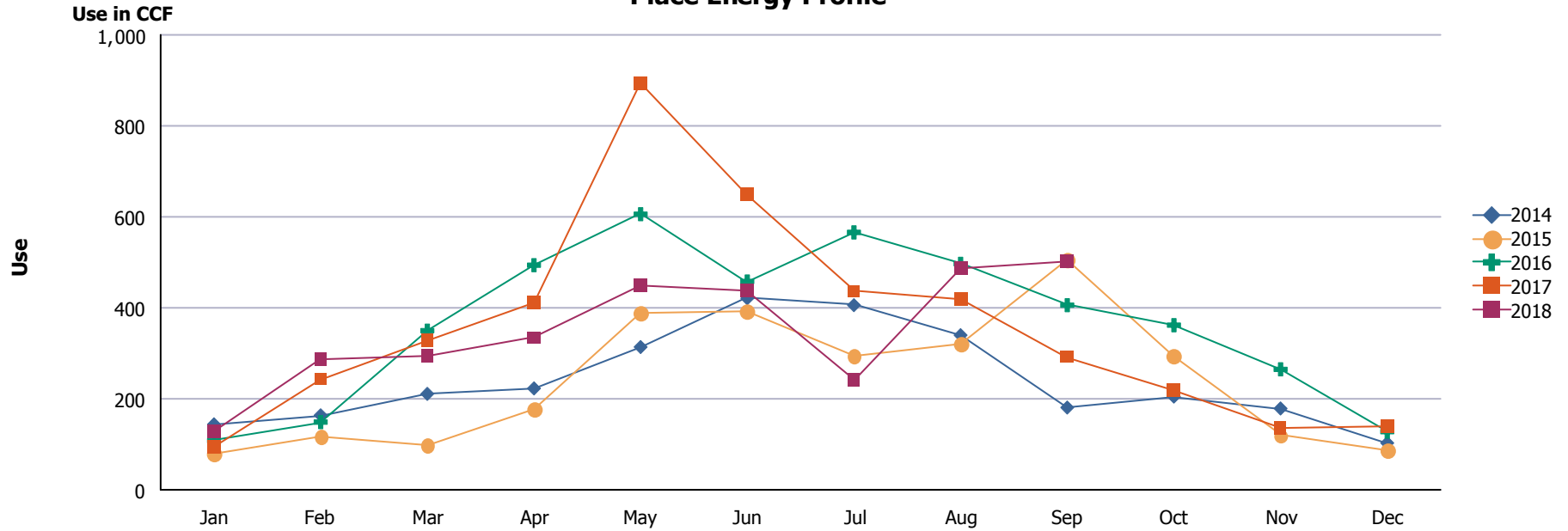
Place Energy Profile



Year	Jan	Feb	Mar	Apr	May	Jun	Jul	Aug	Sep	Oct	Nov	Dec	Totals
2014	34	46	40	43	40	43	28	31	42	22	9	7	385
2015	3	7	7	10	10	21	27	23	18	26	8	8	168
2016	4	8	6	18	28	22	3	2	10	19	13	7	140
2017	5	8	8	23	26	29	18	17	24	19	9	36	222
2018	3	9	10	17	27	37	22	28	39	0	0	0	192
Totals	49	78	71	111	131	152	98	101	133	86	39	58	1,107

Place: [PARK] PARK 134
 3601 EDGAR PARK

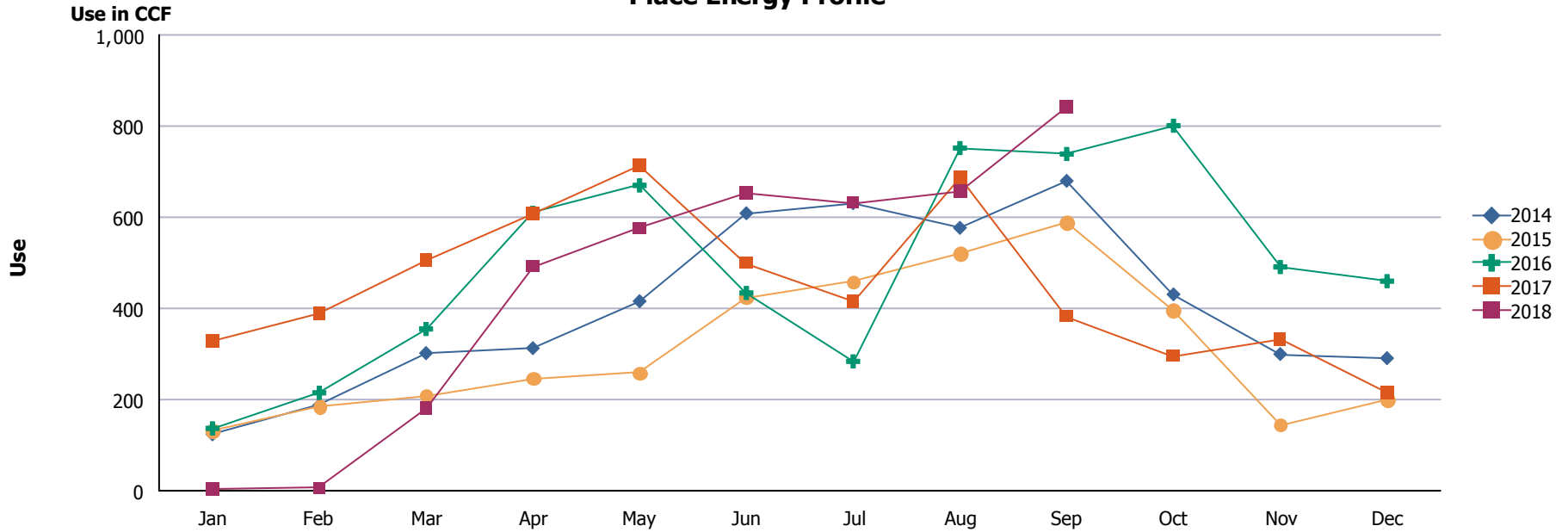
Place Energy Profile



Year	Jan	Feb	Mar	Apr	May	Jun	Jul	Aug	Sep	Oct	Nov	Dec	Totals
2014	144	164	211	223	314	421	406	340	181	205	179	103	2,891
2015	78	118	99	178	388	393	293	322	505	294	119	87	2,874
2016	108	149	350	494	606	458	566	497	406	362	265	128	4,389
2017	94	243	328	410	895	648	436	418	292	218	136	140	4,258
2018	127	287	293	334	450	439	242	487	501	0	0	0	3,160
Totals	551	961	1,281	1,639	2,653	2,359	1,943	2,064	1,885	1,079	699	458	17,572

Place: [PAUL MORENO_1] PAUL MORENO 167
 2300 San Diego Ave

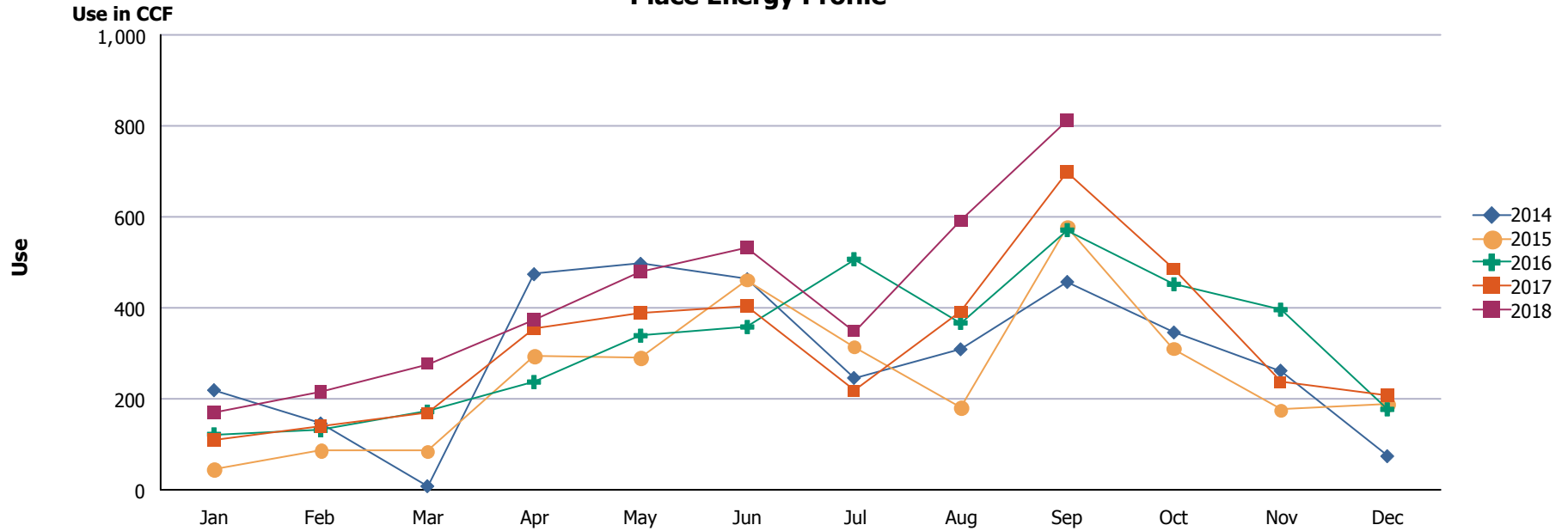
Place Energy Profile



Year	Jan	Feb	Mar	Apr	May	Jun	Jul	Aug	Sep	Oct	Nov	Dec	Totals
2014	124	188	302	313	416	609	631	577	680	431	300	291	4,862
2015	132	186	209	247	259	424	459	521	590	397	145	200	3,769
2016	137	215	355	610	670	434	284	752	739	801	491	460	5,948
2017	327	389	507	608	712	500	416	686	383	296	333	215	5,372
2018	4	6	182	492	576	653	632	657	842	0	0	0	4,044
Totals	724	984	1,555	2,270	2,633	2,620	2,422	3,193	3,234	1,925	1,269	1,166	23,995

Place: [POLK] POLK 159
 940 BELVIDERE

Place Energy Profile

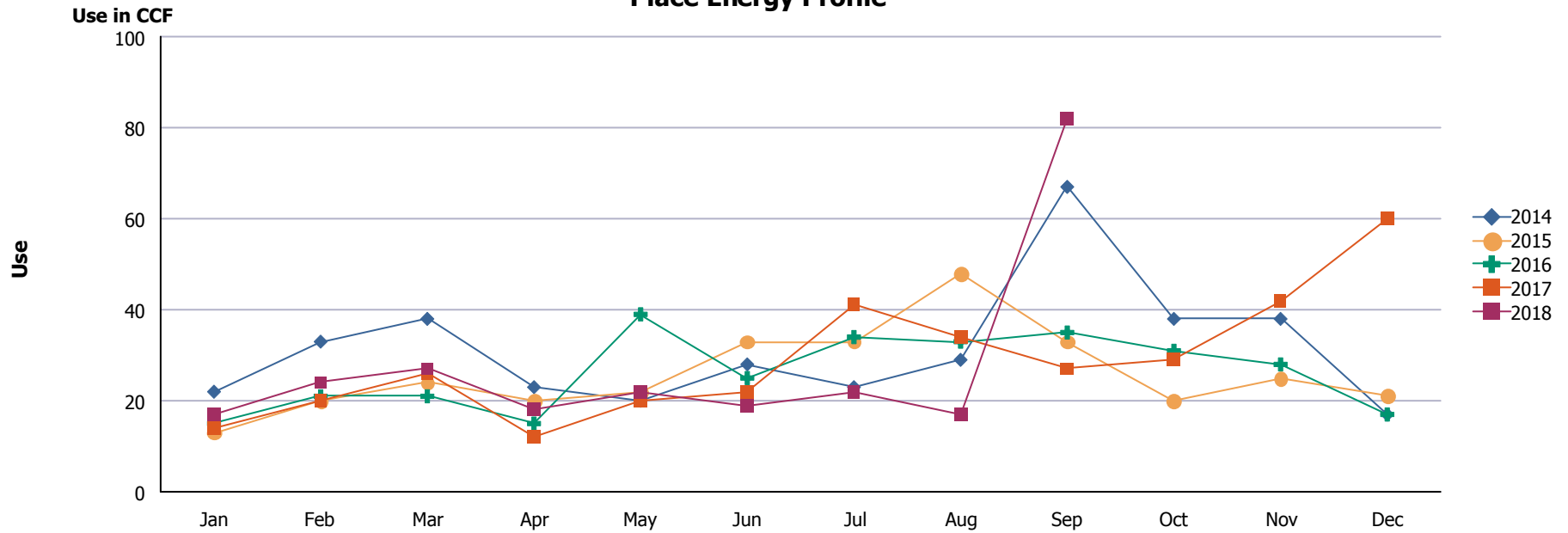


Year	Jan	Feb	Mar	Apr	May	Jun	Jul	Aug	Sep	Oct	Nov	Dec	Totals
2014	219	146	8	474	497	463	246	309	457	346	262	74	3,501
2015	45	87	85	293	290	462	315	181	579	311	176	189	3,013
2016	122	131	172	237	339	358	507	367	571	452	396	177	3,829
2017	109	140	168	355	389	404	217	391	697	485	236	208	3,799
2018	169	216	277	373	480	531	349	591	811	0	0	0	3,797
Totals	664	720	710	1,732	1,995	2,218	1,634	1,839	3,115	1,594	1,070	648	17,939

Place: [PROFESSIONAL DEV] EPISD PROF DEVELOPMENT CENTER931

6500 BOEING DR. BUILDING K

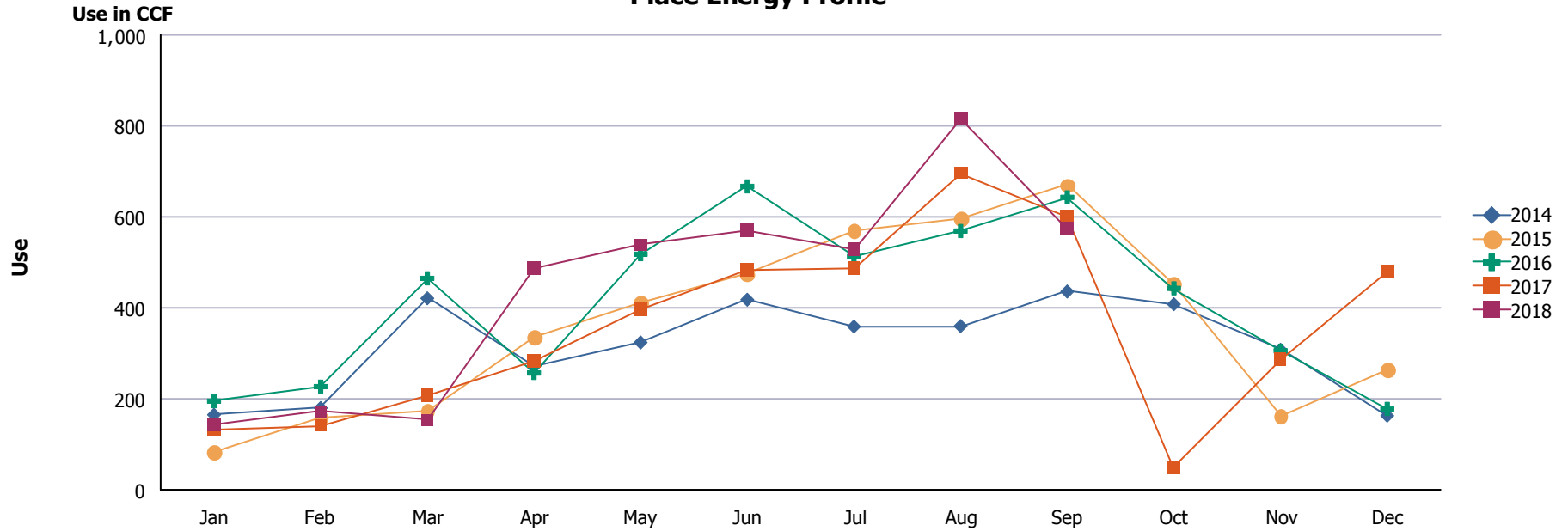
Place Energy Profile



Year	Jan	Feb	Mar	Apr	May	Jun	Jul	Aug	Sep	Oct	Nov	Dec	Totals
2014	22	33	38	23	20	28	23	29	67	38	38	17	376
2015	13	20	24	20	22	33	33	48	33	20	25	21	312
2016	15	21	21	15	39	25	34	33	35	31	28	17	314
2017	14	20	26	12	20	22	41	34	27	29	42	60	347
2018	17	24	27	18	22	19	22	17	82	0	0	0	248
Totals	81	118	136	88	123	127	153	161	244	118	133	115	1,597

Place: [PUTNAM] PUTNAM 135
 6508 FIESTA

Place Energy Profile

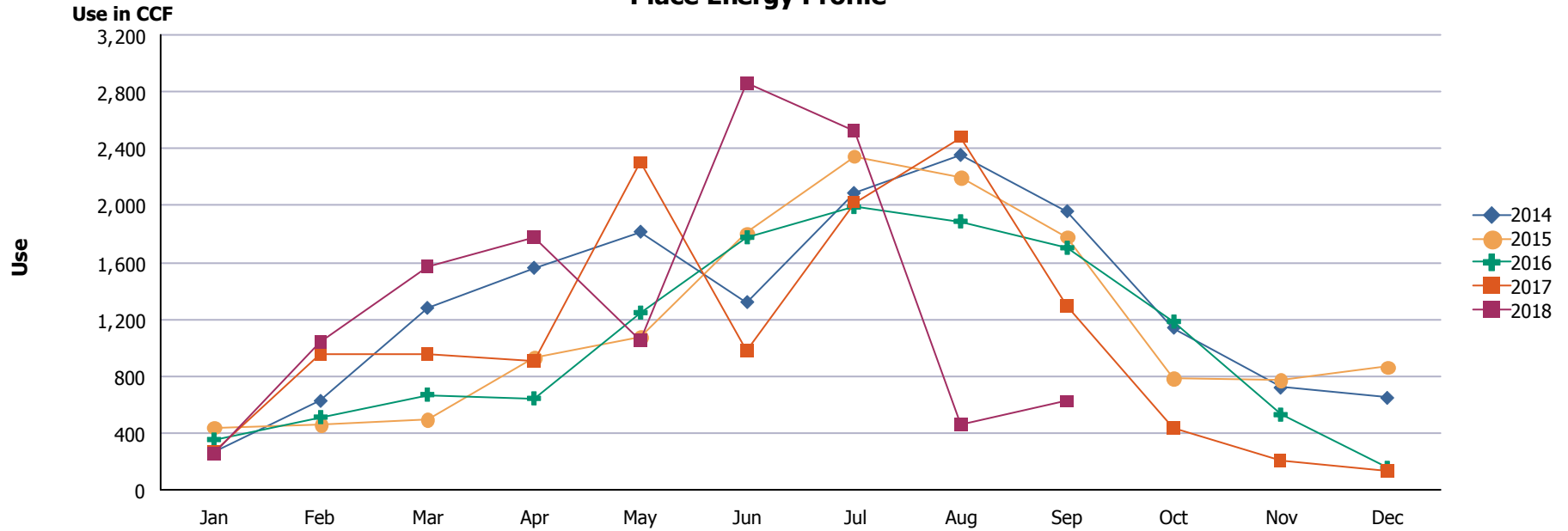


Year	Jan	Feb	Mar	Apr	May	Jun	Jul	Aug	Sep	Oct	Nov	Dec	Totals
2014	165	180	421	272	324	418	359	360	436	408	308	163	3,814
2015	84	159	173	336	412	474	569	595	670	452	162	265	4,351
2016	195	227	465	257	518	667	513	569	643	443	306	178	4,981
2017	131	141	208	284	395	482	486	696	601	50	288	480	4,242
2018	144	172	153	487	538	570	527	816	573	0	0	0	3,980
Totals	719	879	1,420	1,636	2,187	2,611	2,454	3,036	2,923	1,353	1,064	1,086	21,368

Place: [RICHARDS] RICHARDSON

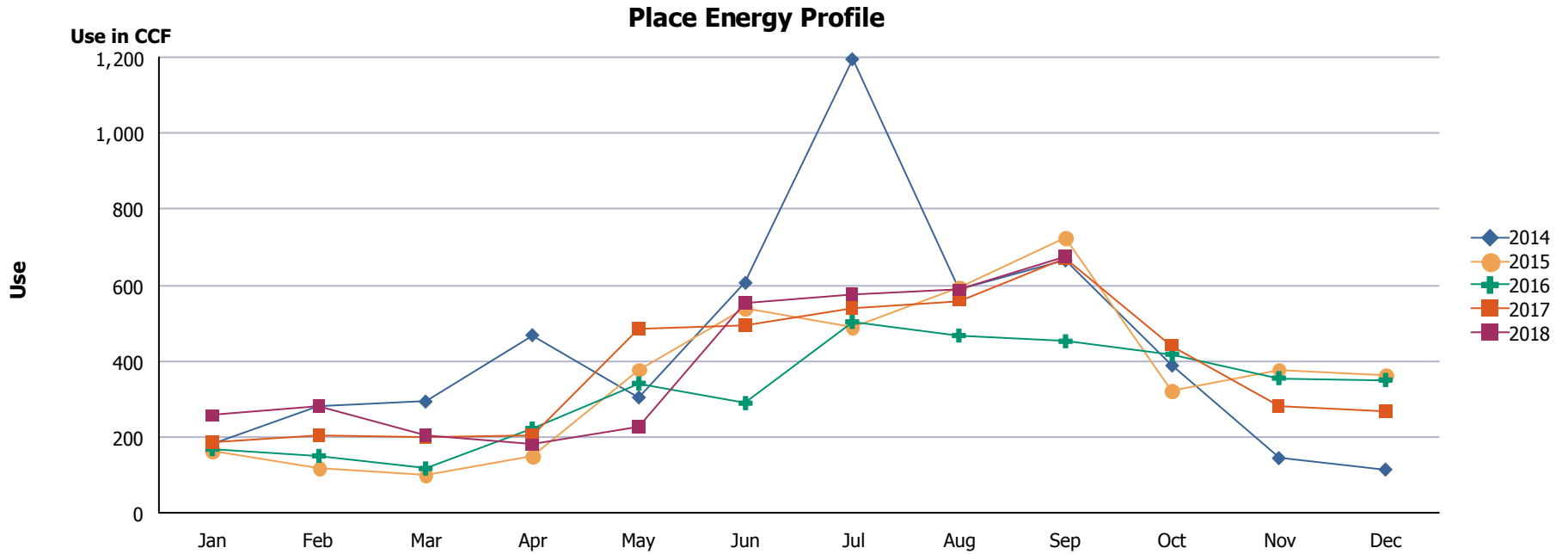
11350 LOMA FRANKLIN DR

Place Energy Profile



Year	Jan	Feb	Mar	Apr	May	Jun	Jul	Aug	Sep	Oct	Nov	Dec	Totals
2014	262	626	1,280	1,562	1,816	1,321	2,088	2,356	1,960	1,141	719	647	15,778
2015	440	457	491	934	1,076	1,806	2,348	2,198	1,781	789	775	865	13,960
2016	354	512	670	644	1,247	1,777	1,990	1,889	1,703	1,184	529	155	12,654
2017	270	953	956	903	2,302	980	2,021	2,481	1,294	437	201	137	12,935
2018	257	1,042	1,567	1,779	1,049	2,859	2,521	461	622	0	0	0	12,157
Totals	1,583	3,590	4,964	5,822	7,490	8,743	10,968	9,385	7,360	3,551	2,224	1,804	67,484

Place: [RIVERA] RIVERA 156
 6445 ESCONDIDO



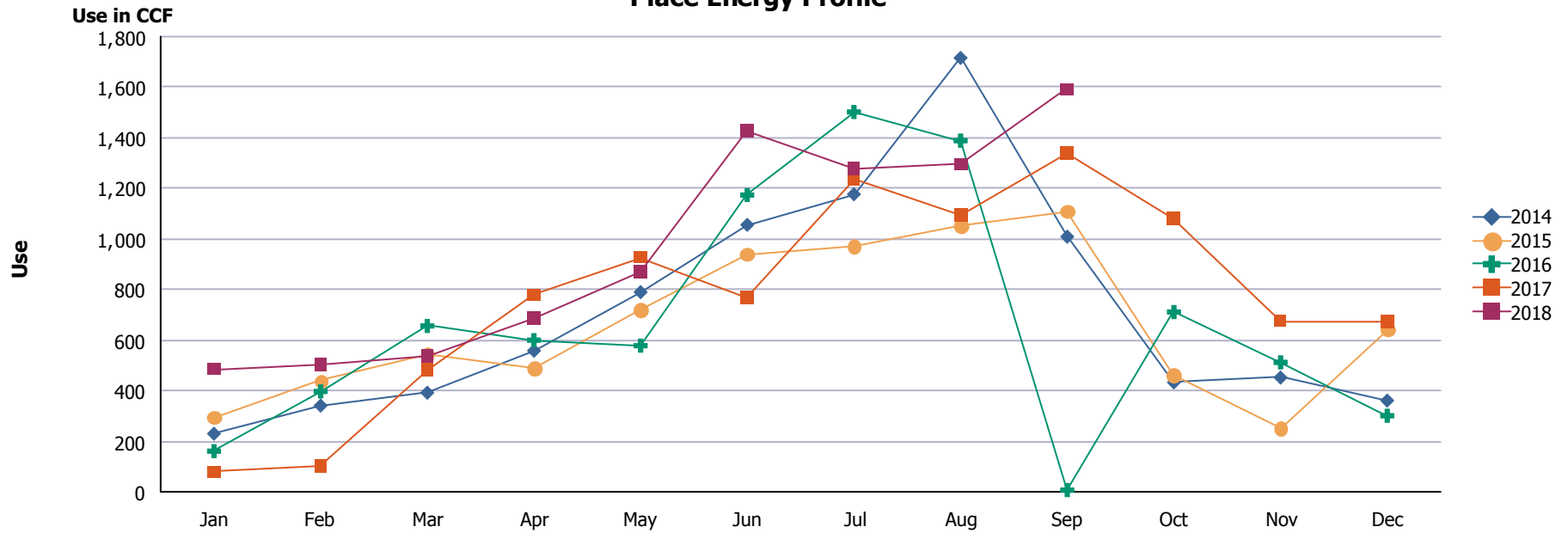
Year	Jan	Feb	Mar	Apr	May	Jun	Jul	Aug	Sep	Oct	Nov	Dec	Totals
2014	183	281	293	468	304	606	1,195	589	665	388	144	114	5,230
2015	162	119	101	151	378	540	490	595	724	320	378	363	4,321
2016	168	150	117	222	341	289	503	467	452	418	355	350	3,832
2017	185	205	198	203	483	495	539	559	671	441	280	268	4,527
2018	256	281	203	179	227	553	576	587	676	0	0	0	3,538
Totals	954	1,036	912	1,223	1,733	2,483	3,303	2,797	3,188	1,567	1,157	1,095	21,448

Place: [ROBERTS] ROBERTS

136

341 THORN

Place Energy Profile



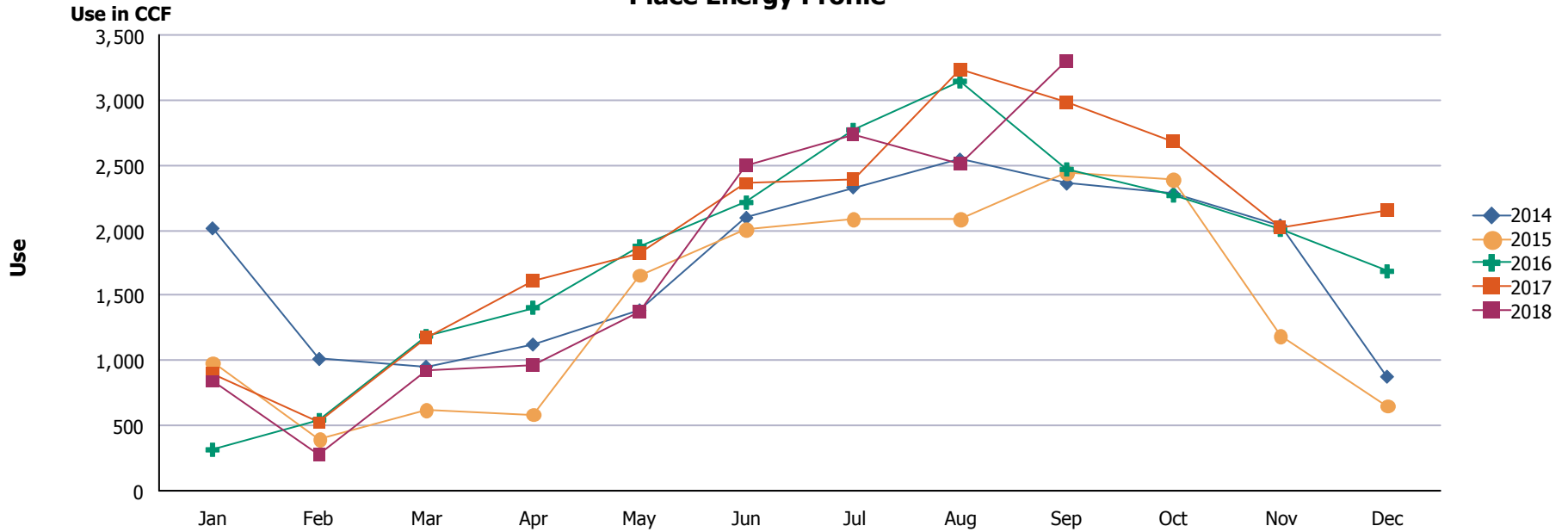
Year	Jan	Feb	Mar	Apr	May	Jun	Jul	Aug	Sep	Oct	Nov	Dec	Totals
2014	230	341	392	558	790	1,056	1,177	1,716	1,009	433	452	361	8,515
2015	295	439	542	488	719	940	969	1,054	1,110	464	251	641	7,912
2016	161	397	656	600	578	1,174	1,502	1,389	7	711	512	301	7,988
2017	79	103	482	778	927	769	1,233	1,096	1,337	1,081	675	671	9,231
2018	485	503	538	685	868	1,428	1,277	1,295	1,593	0	0	0	8,672
Totals	1,250	1,783	2,610	3,109	3,882	5,367	6,158	6,550	5,056	2,689	1,890	1,974	42,318

Place: [ROSS] ROSS

042

6101 HUGHEY

Place Energy Profile



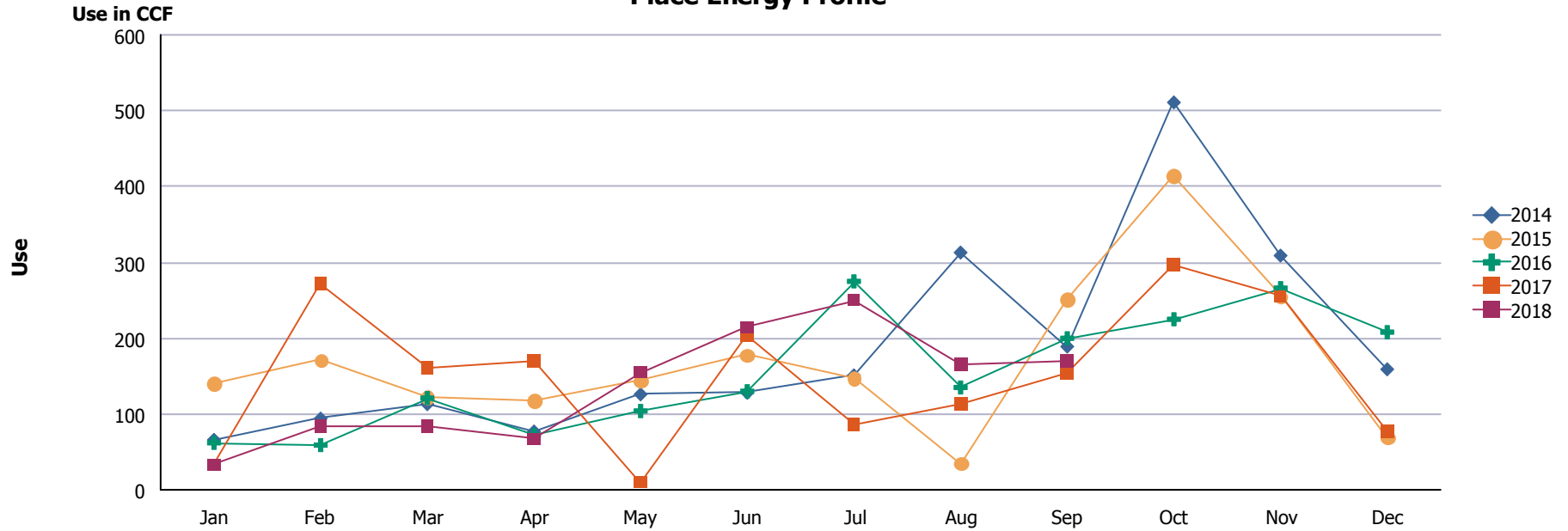
Year	Jan	Feb	Mar	Apr	May	Jun	Jul	Aug	Sep	Oct	Nov	Dec	Totals
2014	2,015	1,012	952	1,123	1,386	2,096	2,330	2,543	2,359	2,280	2,037	876	21,009
2015	984	400	617	586	1,656	2,007	2,091	2,091	2,439	2,389	1,189	653	17,102
2016	315	543	1,188	1,406	1,877	2,213	2,771	3,144	2,468	2,267	2,004	1,685	21,881
2017	901	523	1,180	1,609	1,823	2,358	2,389	3,239	2,985	2,680	2,019	2,149	23,855
2018	839	277	919	963	1,373	2,497	2,733	2,506	3,301	0	0	0	15,408
Totals	5,054	2,755	4,856	5,687	8,115	11,171	12,314	13,523	13,552	9,616	7,249	5,363	99,255

Place: [RUSK] RUSK

138

3601 COPIA

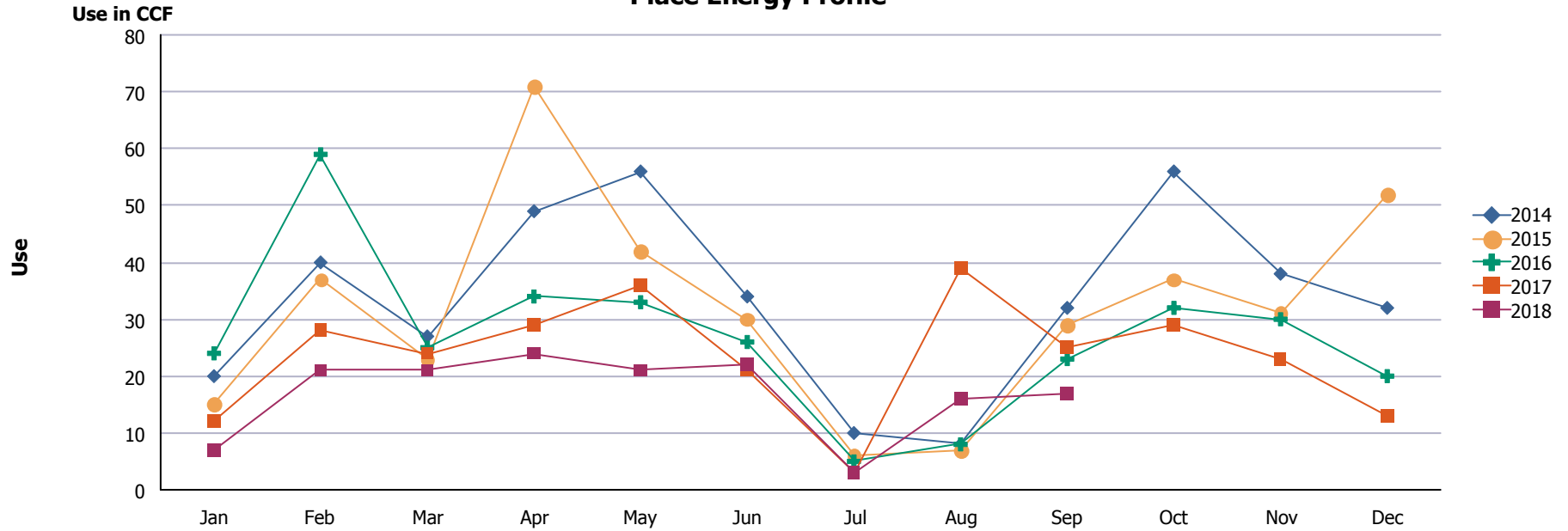
Place Energy Profile



Year	Jan	Feb	Mar	Apr	May	Jun	Jul	Aug	Sep	Oct	Nov	Dec	Totals
2014	66	94	113	77	126	128	151	313	189	511	309	159	2,236
2015	141	171	123	117	144	178	147	35	251	415	255	69	2,046
2016	62	59	121	72	104	130	275	135	200	225	266	208	1,857
2017	33	271	161	170	10	203	86	114	153	296	255	77	1,829
2018	33	84	83	67	155	214	250	166	170	0	0	0	1,222
Totals	335	679	601	503	539	853	909	763	963	1,447	1,085	513	9,190

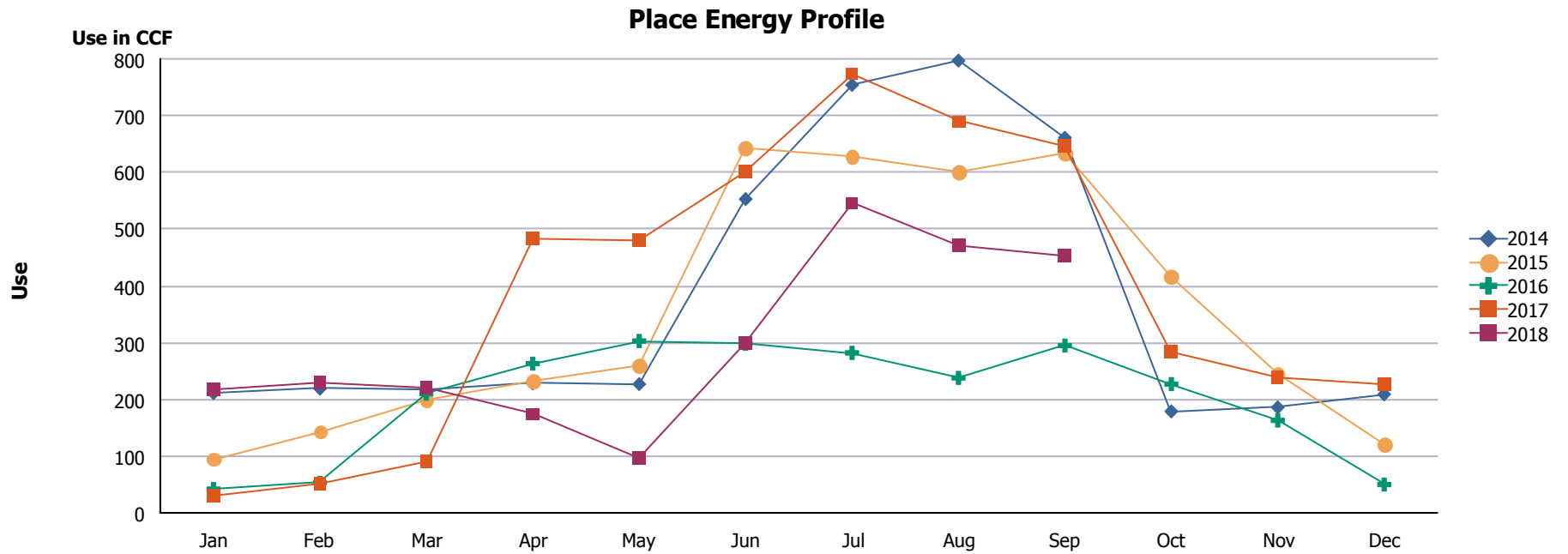
Place: [SAN JAC] SAN JACINTO 139
 1216 OLIVE

Place Energy Profile



Year	Jan	Feb	Mar	Apr	May	Jun	Jul	Aug	Sep	Oct	Nov	Dec	Totals
2014	20	40	27	49	56	34	10	8	32	56	38	32	402
2015	15	37	23	71	42	30	6	7	29	37	31	52	380
2016	24	59	25	34	33	26	5	8	23	32	30	20	319
2017	12	28	24	29	36	21	3	39	25	29	23	13	282
2018	7	21	21	24	21	22	3	16	17	0	0	0	152
Totals	78	185	120	207	188	133	27	78	126	154	122	117	1,535

Place: [SCHUSTER] SCHUSTER 140
 5515 WILL RUTH



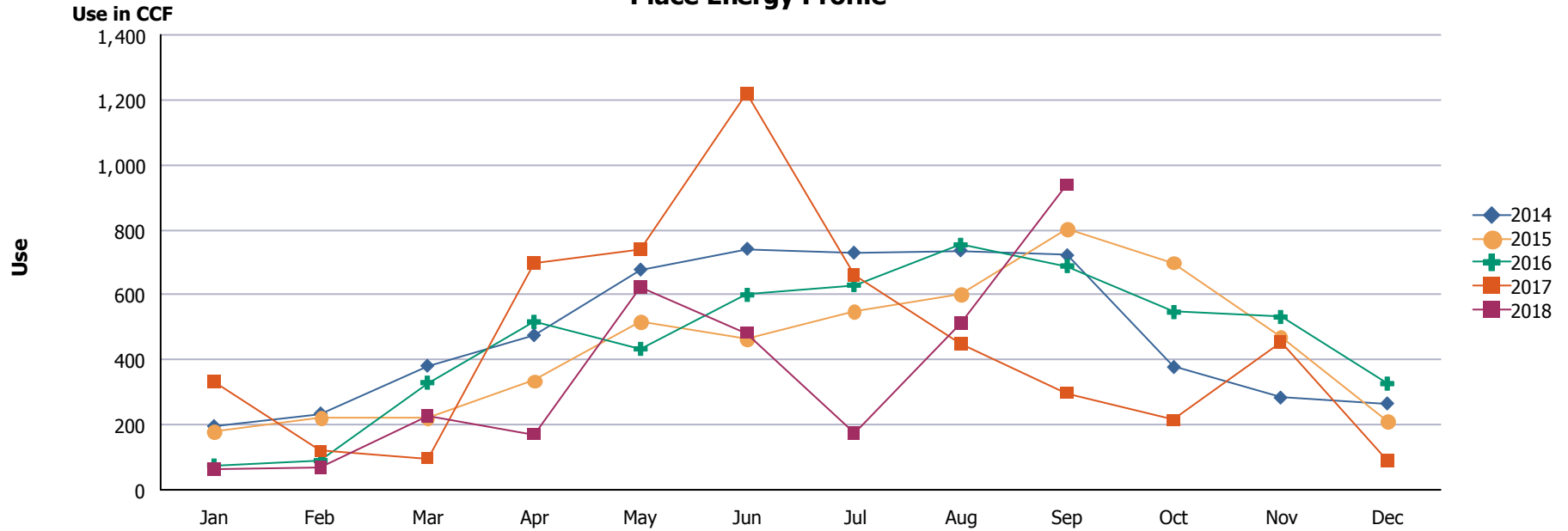
Year	Jan	Feb	Mar	Apr	May	Jun	Jul	Aug	Sep	Oct	Nov	Dec	Totals
2014	211	219	216	228	227	553	754	797	661	179	186	209	4,440
2015	95	143	199	232	260	643	628	600	635	417	245	120	4,217
2016	42	53	210	263	303	298	282	238	295	227	163	50	2,424
2017	31	51	90	483	479	601	774	690	646	283	238	226	4,592
2018	218	229	220	174	97	299	545	472	453	0	0	0	2,707
Totals	597	695	935	1,380	1,366	2,394	2,983	2,797	2,690	1,106	832	605	18,380

Place: [STANTON] STANTON

141

5414 HONDO PASS

Place Energy Profile

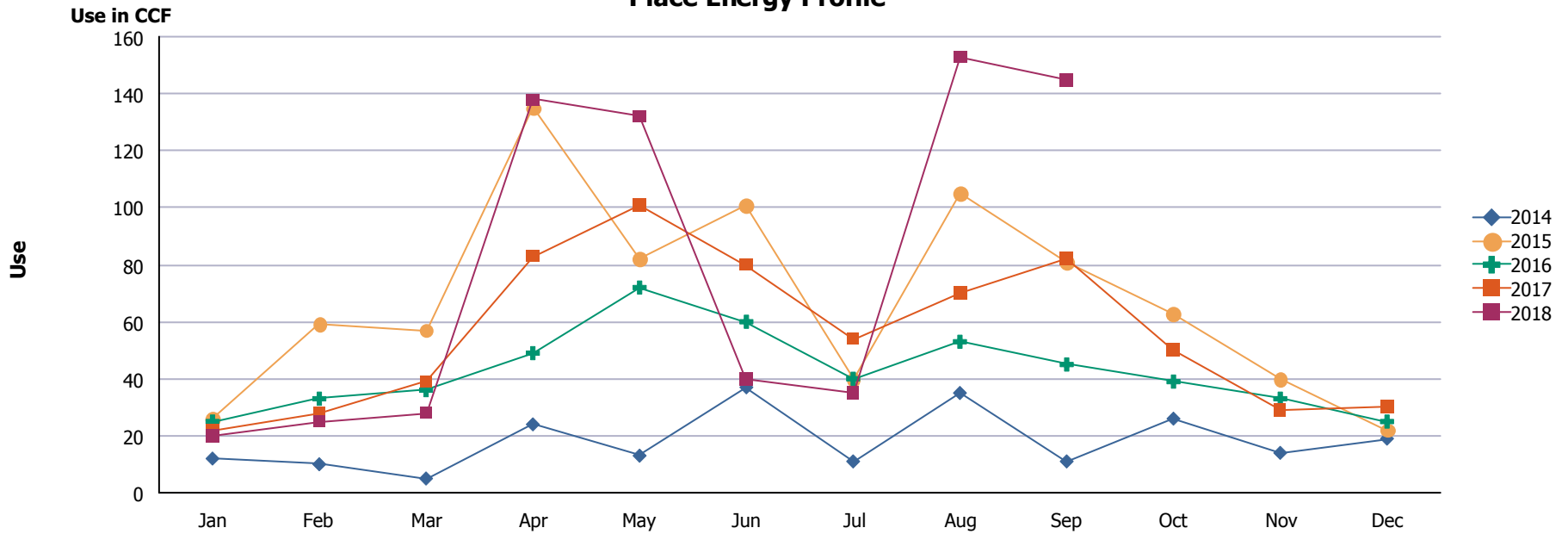


Year	Jan	Feb	Mar	Apr	May	Jun	Jul	Aug	Sep	Oct	Nov	Dec	Totals
2014	196	235	382	476	678	742	730	737	722	378	284	266	5,826
2015	178	222	223	336	516	466	550	602	803	700	469	213	5,278
2016	75	90	330	517	434	600	630	754	689	547	532	327	5,525
2017	331	119	97	699	738	1,221	660	448	298	214	453	91	5,369
2018	62	70	229	171	622	483	173	512	938	0	0	0	3,260
Totals	842	736	1,261	2,199	2,988	3,512	2,743	3,053	3,450	1,839	1,738	897	25,258

Place: [SUNSET HIGH_1] SUNSET HIGH SCHOOL

2300 Murchison

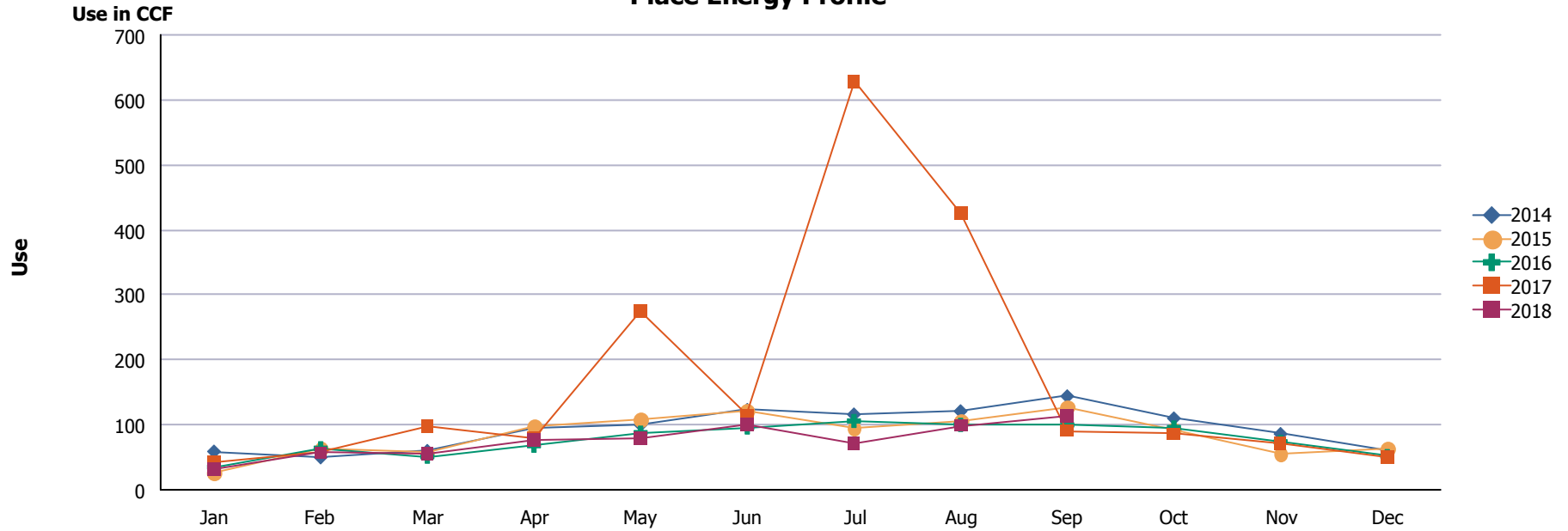
Place Energy Profile



Year	Jan	Feb	Mar	Apr	May	Jun	Jul	Aug	Sep	Oct	Nov	Dec	Totals
2014	12	10	5	24	13	37	11	35	11	26	14	19	217
2015	26	59	57	135	82	101	40	105	81	63	40	22	811
2016	25	33	36	49	72	60	40	53	45	39	33	25	510
2017	22	28	39	83	101	80	54	70	82	50	29	30	668
2018	20	25	28	138	132	40	35	153	145	0	0	0	716
Totals	105	155	165	429	400	318	180	416	364	178	116	96	2,922

Place: [TELLES] R. TELLES ACADEMY 027
 320 S. CAMPBELL

Place Energy Profile

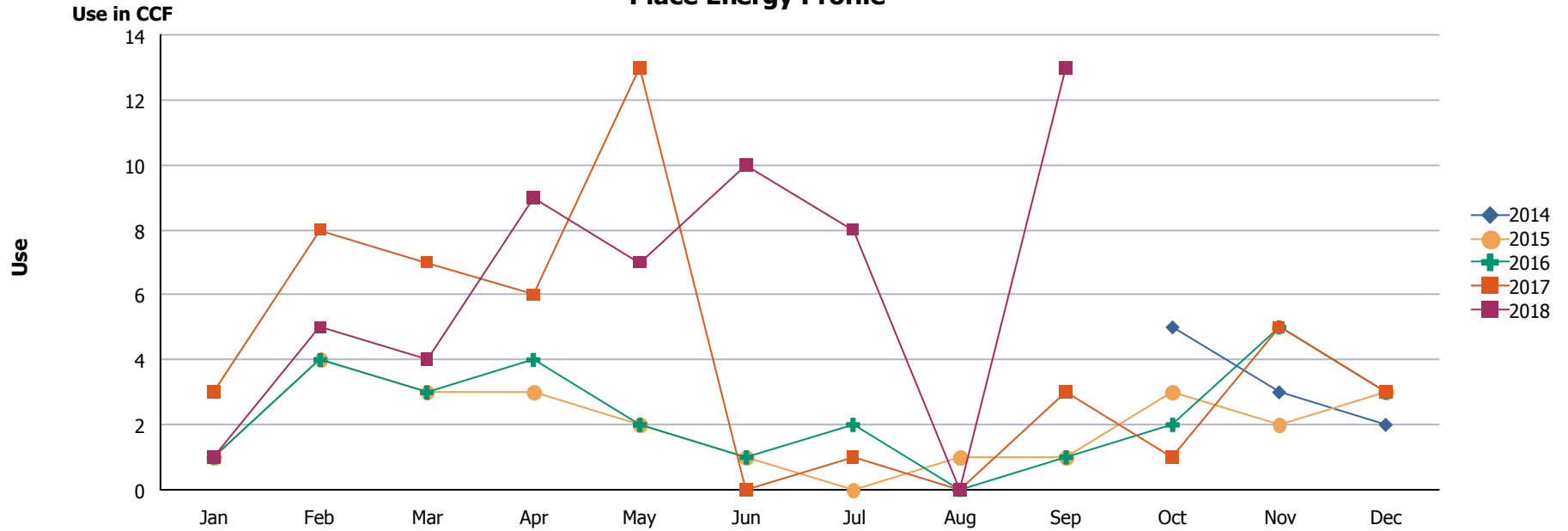


Year	Jan	Feb	Mar	Apr	May	Jun	Jul	Aug	Sep	Oct	Nov	Dec	Totals
2014	59	50	60	96	100	123	116	121	144	110	86	60	1,125
2015	27	64	57	97	108	122	96	106	128	93	56	63	1,017
2016	35	64	51	68	88	96	106	100	100	96	74	52	930
2017	43	57	98	80	275	115	629	426	91	86	72	51	2,023
2018	32	57	56	76	80	101	71	99	114	0	0	0	686
Totals	196	292	322	417	651	557	1,018	852	577	385	288	226	5,781

Place: [TENNISCENTER_2] TENNIS CENTER 000

4770 Woodrow Bean Transmountain

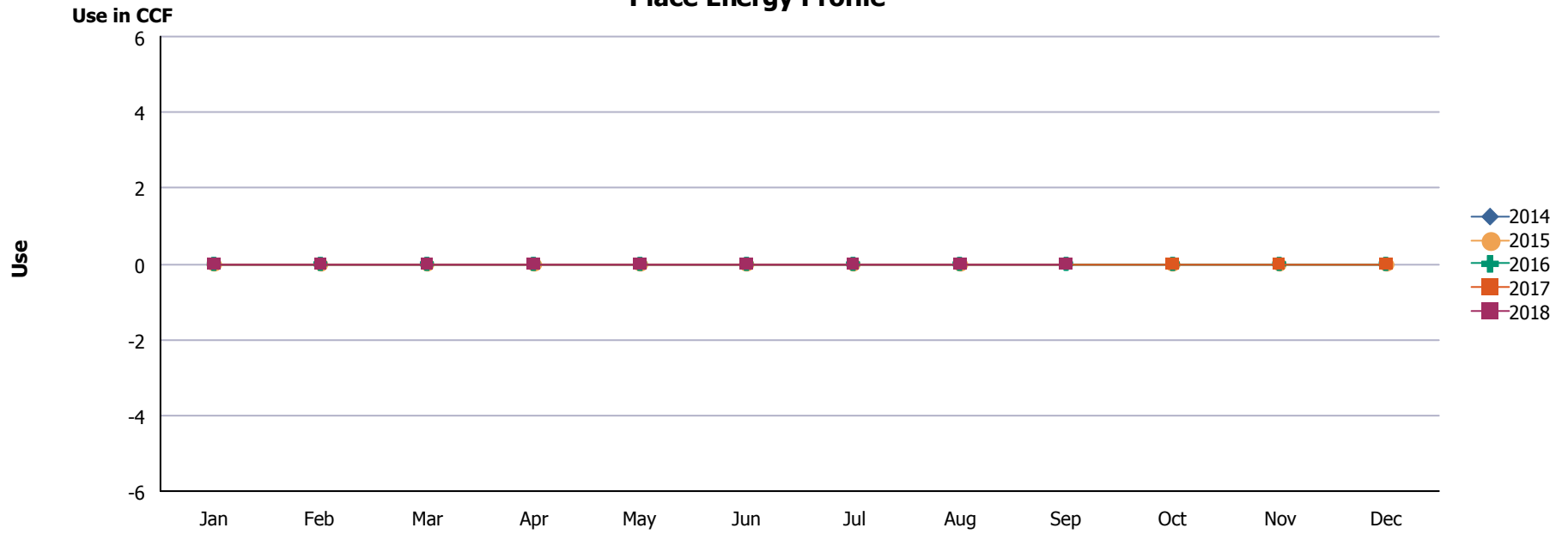
Place Energy Profile



Year	Jan	Feb	Mar	Apr	May	Jun	Jul	Aug	Sep	Oct	Nov	Dec	Totals
2014	0	0	0	0	0	0	0	0	0	5	3	2	10
2015	1	4	3	3	2	1	0	1	1	3	2	3	24
2016	1	4	3	4	2	1	2	0	1	2	5	3	28
2017	3	8	7	6	13	0	1	0	3	1	5	3	50
2018	1	5	4	9	7	10	8	0	13	0	0	0	57
Totals	6	21	17	22	24	12	11	1	18	11	15	11	169

Place: [TERRACE] TERRACE HILLS 048
 4835 BLOSSOM

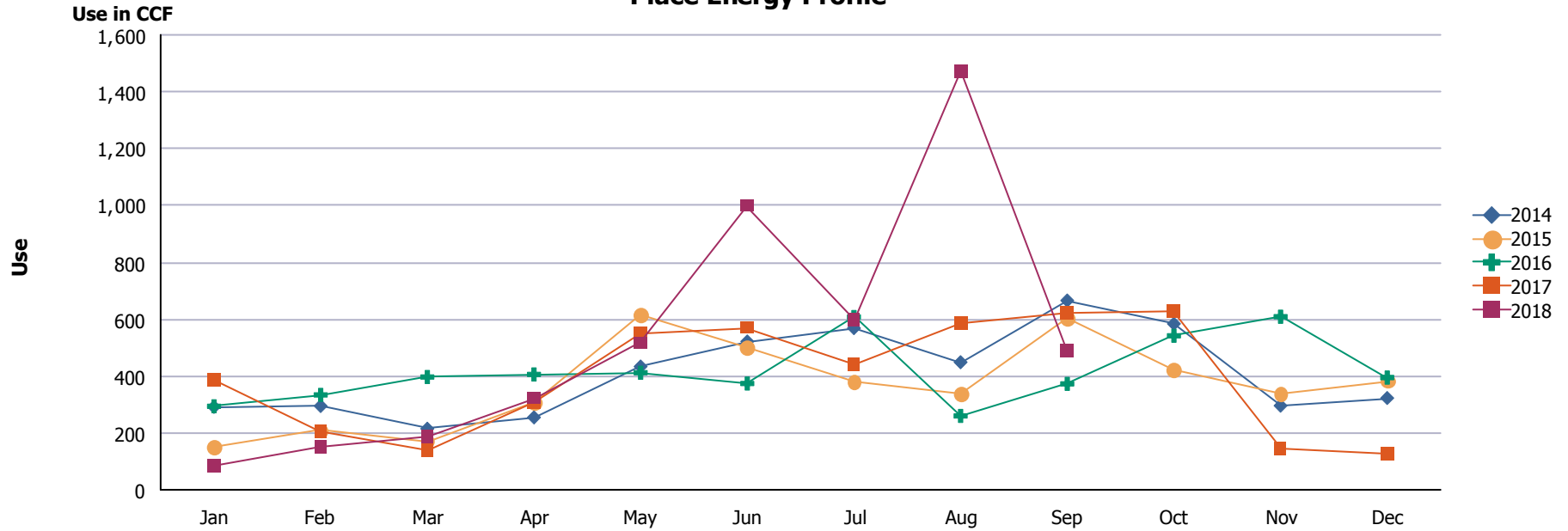
Place Energy Profile



Year	Jan	Feb	Mar	Apr	May	Jun	Jul	Aug	Sep	Oct	Nov	Dec	Totals
2014	0	0	0	0	0	0	0	0	0	0	0	0	0
2015	0	0	0	0	0	0	0	0	0	0	0	0	0
2016	0	0	0	0	0	0	0	0	0	0	0	0	0
2017	0	0	0	0	0	0	0	0	0	0	0	0	0
2018	0	0	0	0	0	0	0	0	0	0	0	0	0
Totals	0	0	0	0	0	0	0	0	0	0	0	0	0

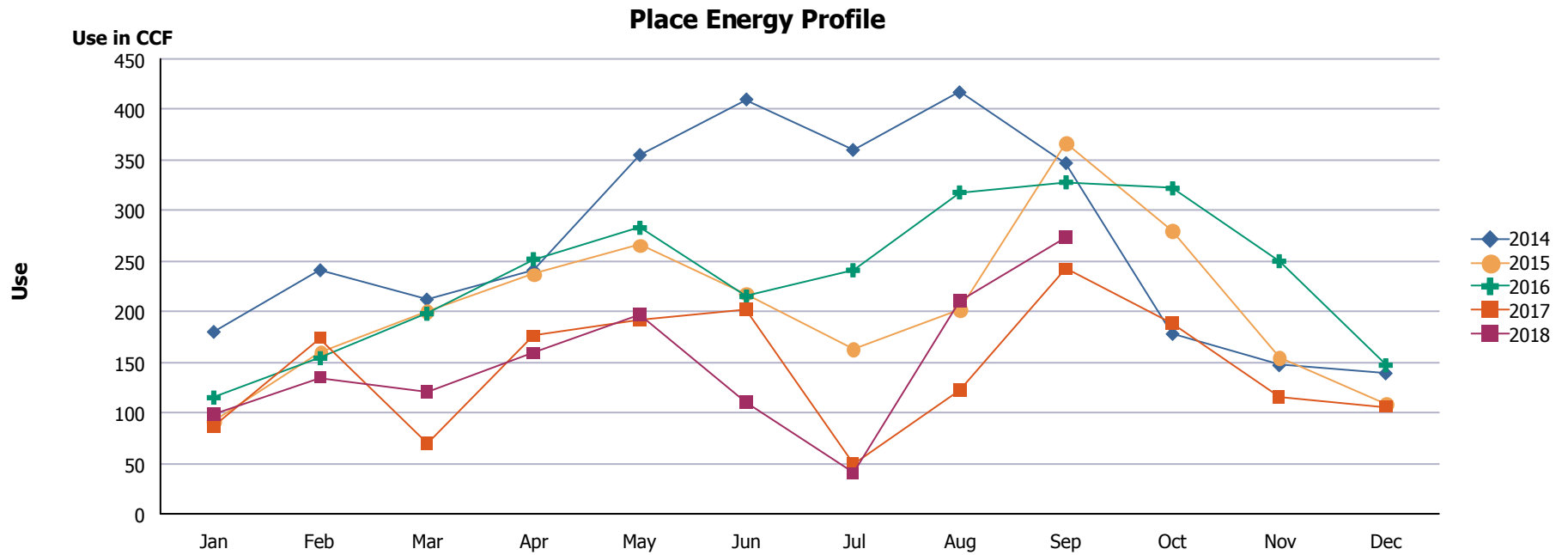
Place: [TIPPENELEMENTARY] TIPPIN ELEMENTARY 168

Place Energy Profile



Year	Jan	Feb	Mar	Apr	May	Jun	Jul	Aug	Sep	Oct	Nov	Dec	Totals
2014	292	295	215	255	434	522	569	449	666	584	296	323	4,900
2015	153	209	172	306	615	499	382	337	602	423	339	383	4,420
2016	294	334	397	406	412	374	608	260	373	542	609	395	5,004
2017	387	204	140	310	552	570	439	586	620	630	144	126	4,708
2018	86	149	189	323	517	999	599	1,474	487	0	0	0	4,823
Totals	1,212	1,191	1,113	1,600	2,530	2,964	2,597	3,106	2,748	2,179	1,388	1,227	23,855

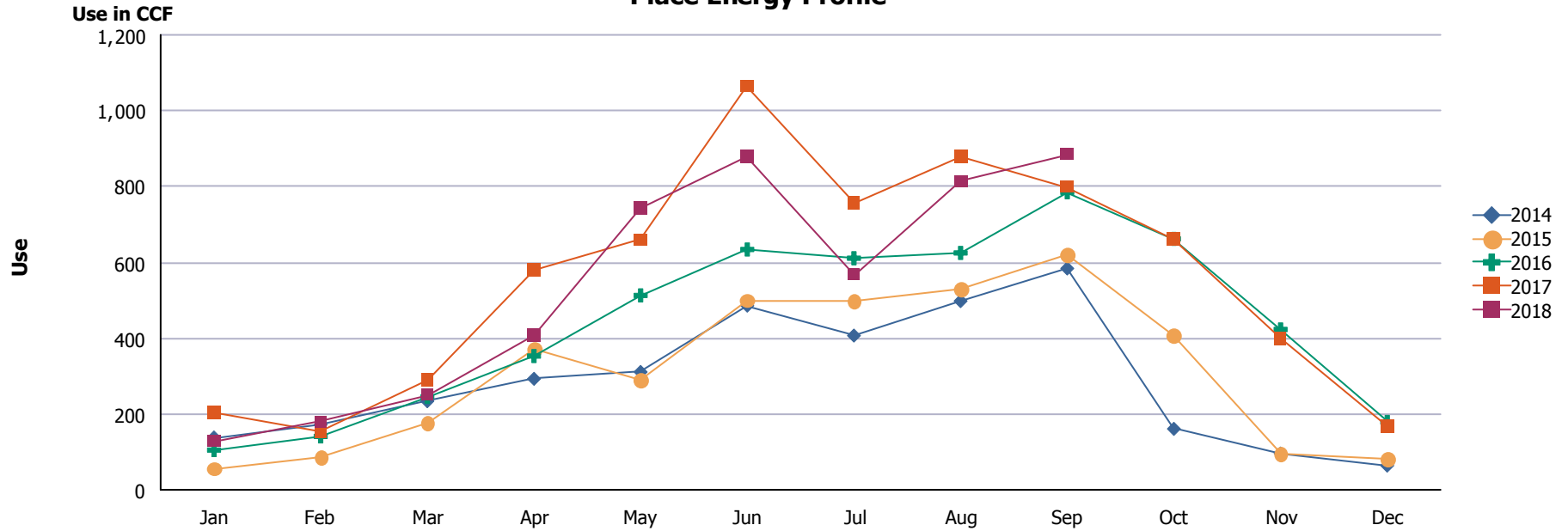
Place: [TOMLEA_2] TOM LEA 178
 4851 Marcus Uribe



Year	Jan	Feb	Mar	Apr	May	Jun	Jul	Aug	Sep	Oct	Nov	Dec	Totals
2014	180	241	212	241	355	410	360	417	347	178	147	139	3,227
2015	92	160	200	237	266	218	163	202	367	280	155	109	2,449
2016	115	154	198	252	283	215	241	318	328	322	250	147	2,823
2017	87	174	70	176	192	202	50	122	242	189	115	106	1,725
2018	99	135	120	159	197	110	40	211	274	0	0	0	1,345
Totals	573	864	800	1,065	1,293	1,155	854	1,270	1,558	969	667	501	11,569

Place: [TRAVIS] TRAVIS 143
 5000 N. STEVENS

Place Energy Profile



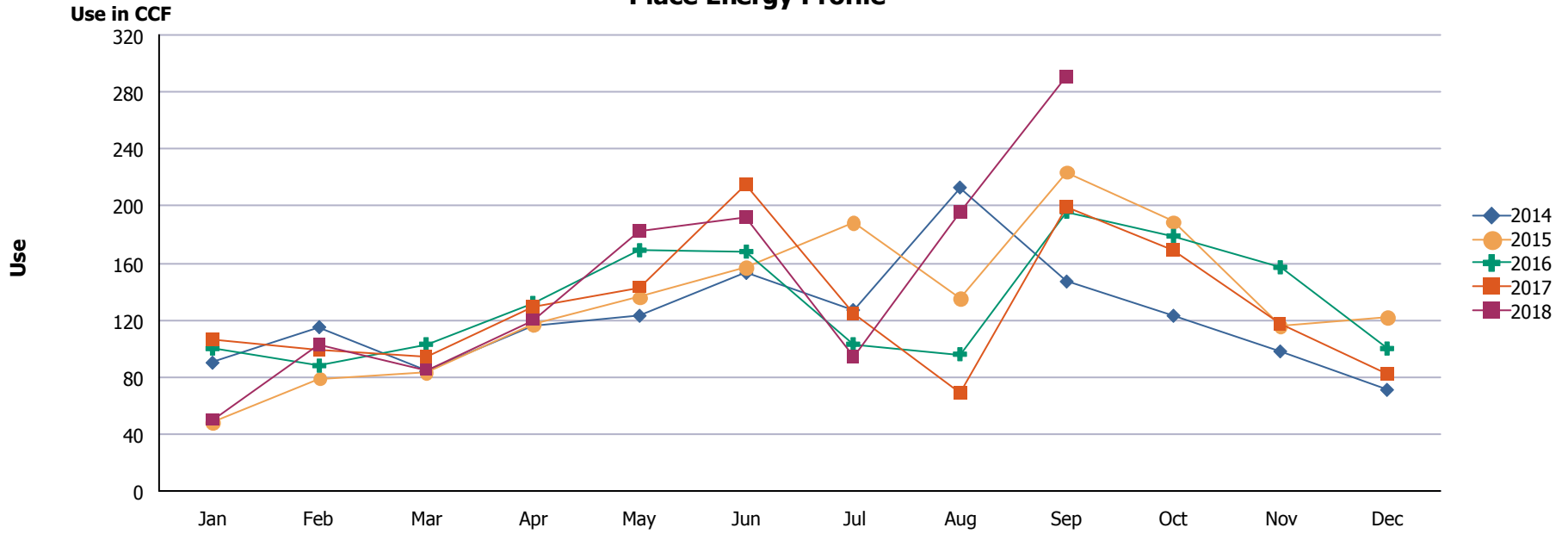
Year	Jan	Feb	Mar	Apr	May	Jun	Jul	Aug	Sep	Oct	Nov	Dec	Totals
2014	138	172	234	293	311	486	407	498	584	161	96	64	3,444
2015	56	85	177	371	289	500	498	529	620	409	95	80	3,709
2016	105	141	245	353	513	634	611	625	785	662	423	179	5,276
2017	204	152	289	581	659	1,066	756	879	799	661	397	169	6,612
2018	129	179	251	406	743	877	568	813	885	0	0	0	4,851
Totals	632	729	1,196	2,004	2,515	3,563	2,840	3,344	3,673	1,893	1,011	492	23,892

Place: [VILAS] VILAS

144

220 LAWTON

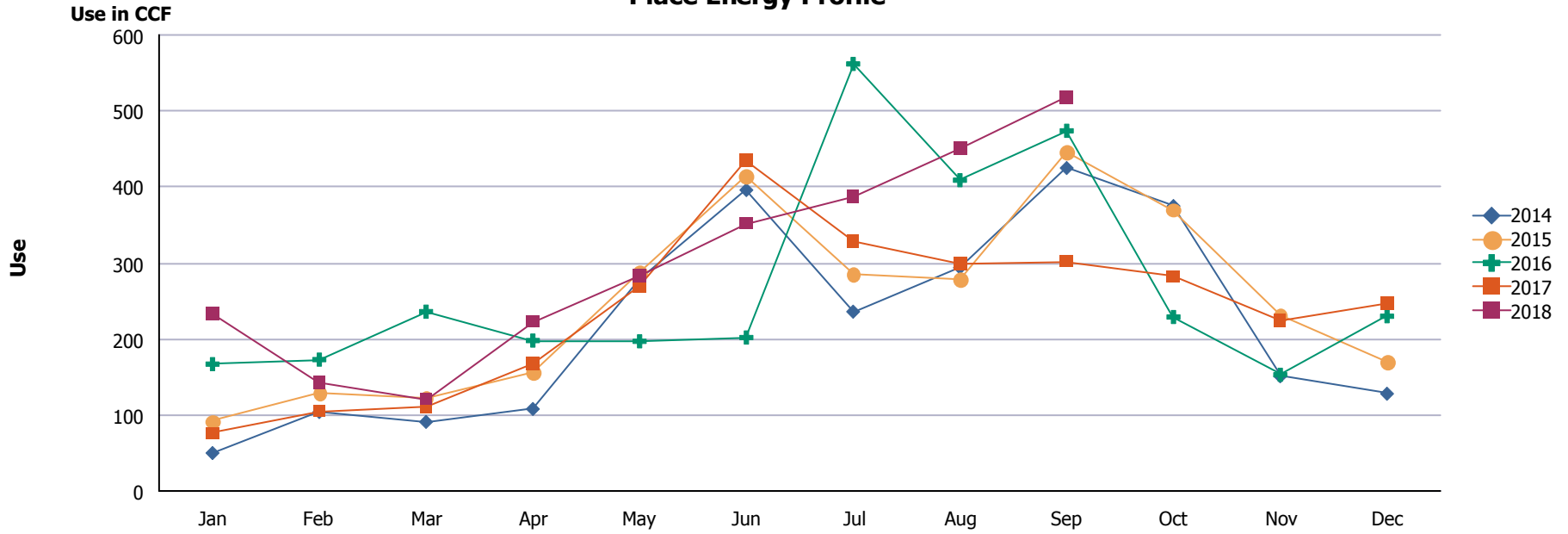
Place Energy Profile



Year	Jan	Feb	Mar	Apr	May	Jun	Jul	Aug	Sep	Oct	Nov	Dec	Totals
2014	90	115	84	116	123	153	127	213	147	123	98	71	1,460
2015	48	79	83	117	136	157	188	135	224	189	116	122	1,594
2016	100	88	103	132	169	168	103	96	196	179	157	100	1,591
2017	106	99	94	129	143	215	124	69	199	169	117	82	1,546
2018	50	103	85	120	182	192	94	196	291	0	0	0	1,313
Totals	394	484	449	614	753	885	636	709	1,057	660	488	375	7,504

Place: [W HILLS] WESTERN HILLS 146
 530 THUNDERBIRD

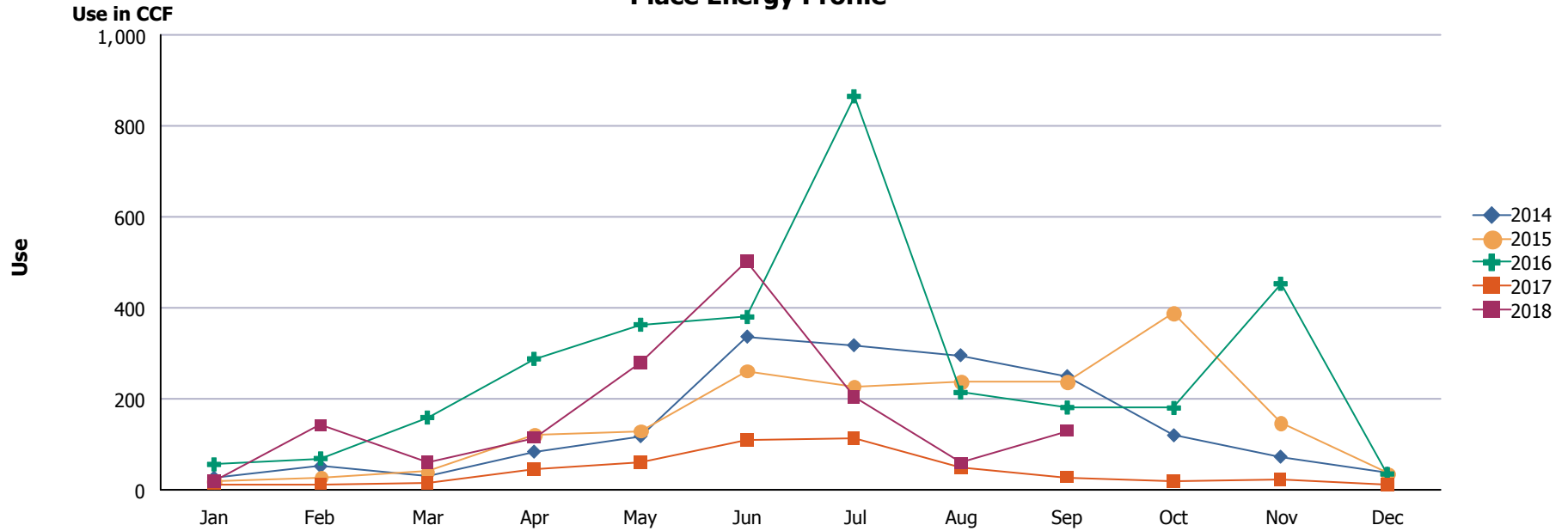
Place Energy Profile



Year	Jan	Feb	Mar	Apr	May	Jun	Jul	Aug	Sep	Oct	Nov	Dec	Totals
2014	50	104	91	108	279	396	236	294	425	375	151	128	2,637
2015	92	129	122	157	287	414	286	279	446	370	231	170	2,983
2016	167	173	236	198	197	202	562	409	474	229	153	230	3,230
2017	76	105	111	168	270	435	329	299	302	282	224	246	2,847
2018	233	143	121	223	283	352	387	450	518	0	0	0	2,710
Totals	618	654	681	854	1,316	1,799	1,800	1,731	2,165	1,256	759	774	14,407

Place: [WAINWRIG] WAINWRIGHT 145
 4500 LAWRENCE

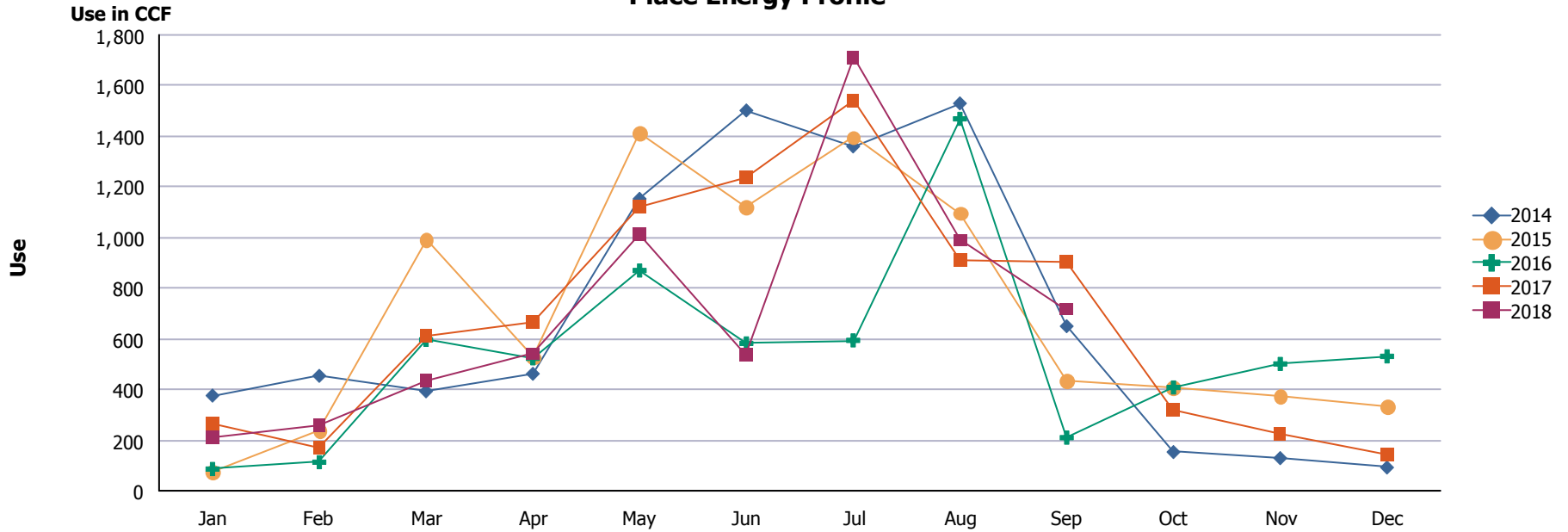
Place Energy Profile



Year	Jan	Feb	Mar	Apr	May	Jun	Jul	Aug	Sep	Oct	Nov	Dec	Totals
2014	27	52	32	84	118	337	318	296	250	120	73	36	1,743
2015	19	28	40	120	130	262	228	237	238	389	147	36	1,874
2016	56	69	159	288	363	380	865	214	181	180	453	35	3,243
2017	13	13	16	45	60	109	112	50	28	19	22	10	497
2018	18	142	61	115	280	503	204	59	130	0	0	0	1,512
Totals	133	304	308	652	951	1,591	1,727	856	827	708	695	117	8,869

Place: [WHITAKER] WHITAKER 153
 4700 RUTHERFORD

Place Energy Profile

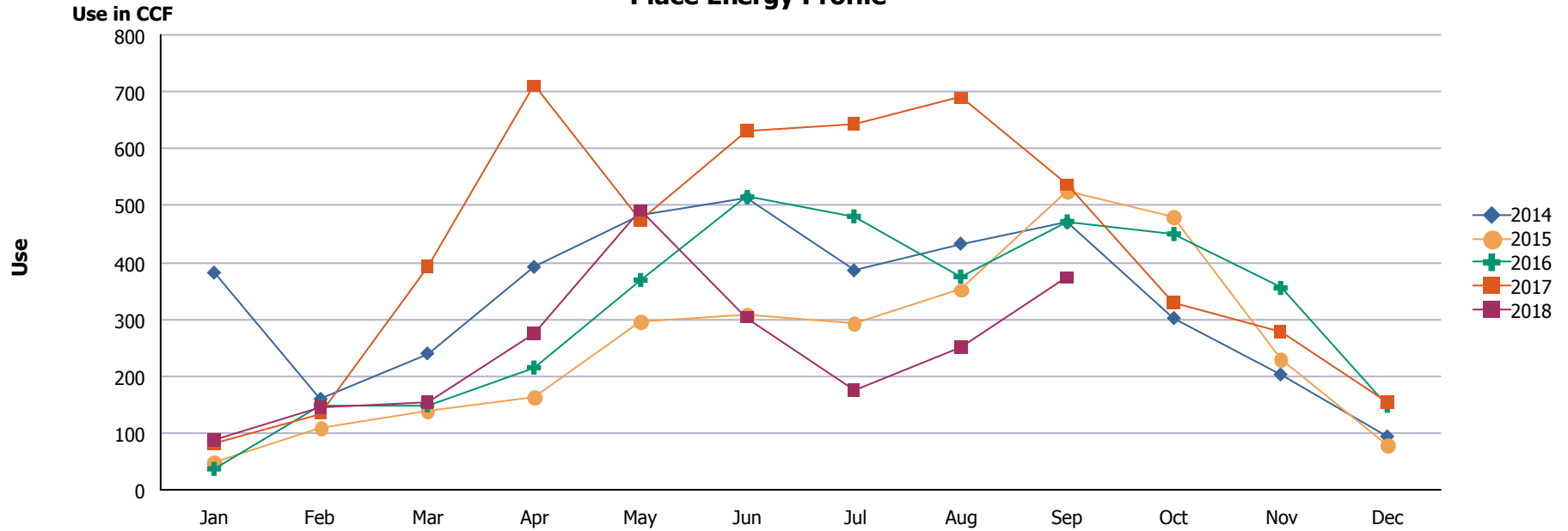


Year	Jan	Feb	Mar	Apr	May	Jun	Jul	Aug	Sep	Oct	Nov	Dec	Totals
2014	376	454	393	462	1,153	1,502	1,360	1,530	650	153	129	92	8,254
2015	77	237	992	527	1,411	1,119	1,396	1,097	435	406	374	333	8,404
2016	86	113	596	523	870	582	594	1,469	210	408	501	531	6,483
2017	263	169	609	667	1,123	1,238	1,543	910	902	318	226	141	8,109
2018	210	256	437	541	1,010	535	1,714	989	716	0	0	0	6,408
Totals	1,012	1,229	3,027	2,720	5,567	4,976	6,607	5,995	2,913	1,285	1,230	1,097	37,658

Place: [WHITE] ZACH WHITE ELEMENTARY NEW-1997

4256 ROXBURY

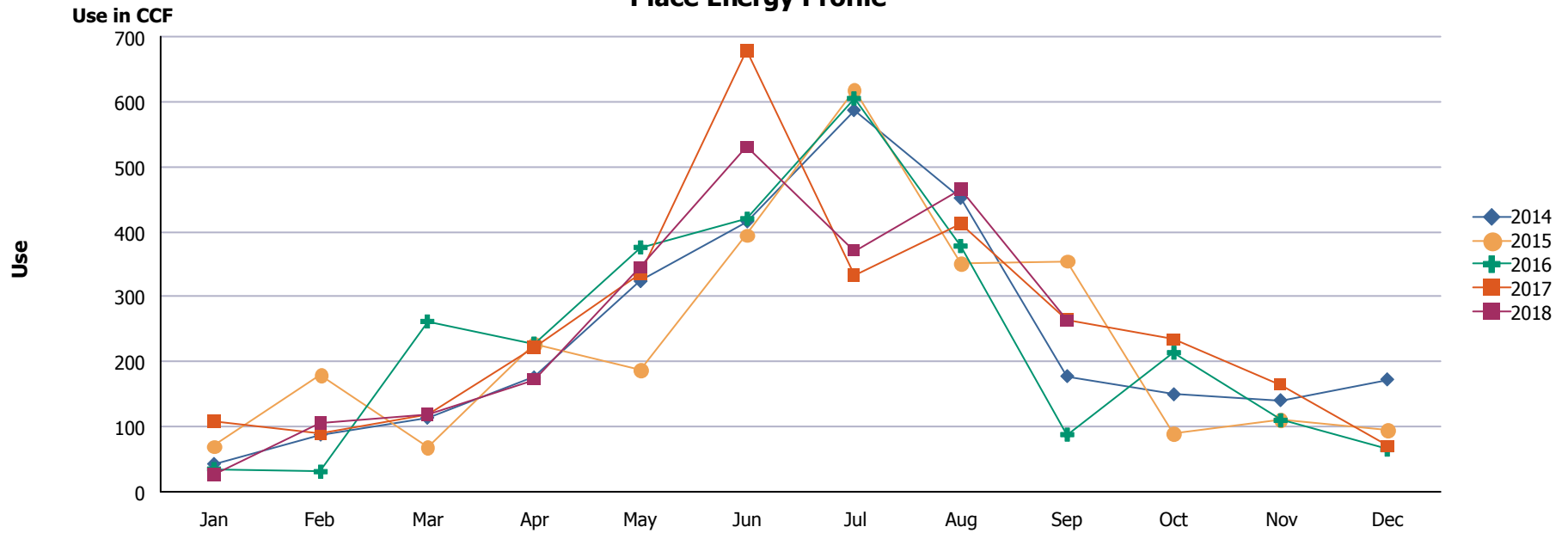
Place Energy Profile



Year	Jan	Feb	Mar	Apr	May	Jun	Jul	Aug	Sep	Oct	Nov	Dec	Totals
2014	382	160	240	392	484	514	386	433	470	302	203	94	4,060
2015	48	109	138	163	295	308	293	352	526	481	230	79	3,022
2016	37	149	149	215	369	515	481	375	472	450	355	148	3,715
2017	82	134	392	711	475	630	642	690	536	329	278	155	5,054
2018	87	145	155	274	491	303	175	251	373	0	0	0	2,254
Totals	636	697	1,074	1,755	2,114	2,270	1,977	2,101	2,377	1,562	1,066	476	18,105

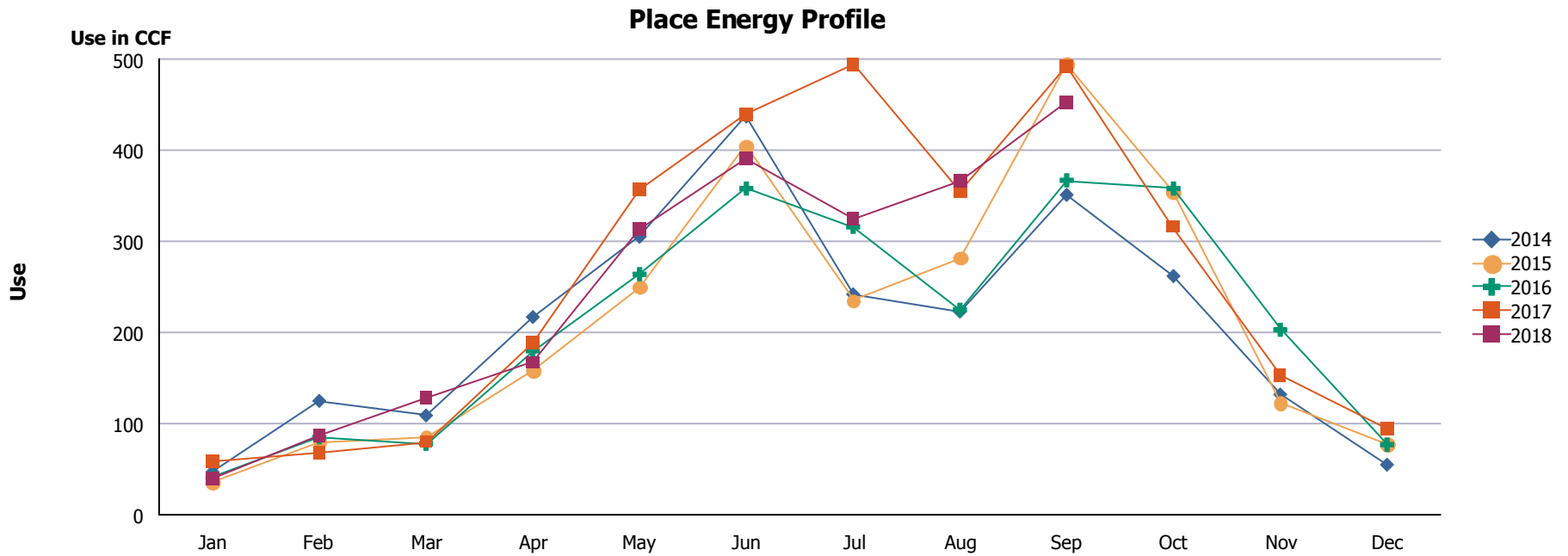
Place: [WIGGS] WIGGS 052
 1300 CIRCLE DRIVE

Place Energy Profile



Year	Jan	Feb	Mar	Apr	May	Jun	Jul	Aug	Sep	Oct	Nov	Dec	Totals
2014	43	88	114	176	324	416	587	452	178	150	141	173	2,842
2015	70	179	69	228	187	395	619	351	355	89	111	96	2,749
2016	35	31	262	228	376	420	605	378	88	214	110	65	2,812
2017	108	89	118	222	336	678	333	413	265	234	165	70	3,031
2018	26	106	119	173	345	530	371	465	263	0	0	0	2,398
Totals	282	493	682	1,027	1,568	2,439	2,515	2,059	1,149	687	527	404	13,832

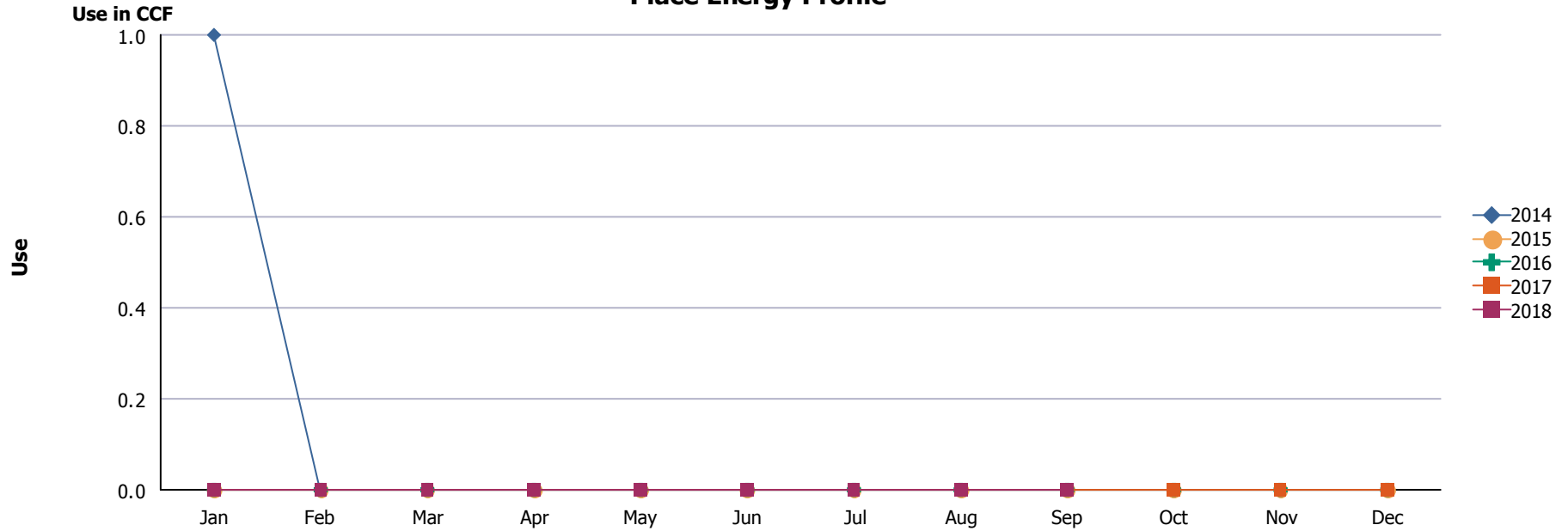
Place: [ZAVALA] ZAVALA 148
 51 N. HAMMETT



Year	Jan	Feb	Mar	Apr	May	Jun	Jul	Aug	Sep	Oct	Nov	Dec	Totals
2014	47	125	109	217	305	437	242	223	351	262	132	55	2,505
2015	36	80	85	159	250	405	235	282	494	354	123	78	2,581
2016	41	85	78	180	264	358	316	225	367	358	203	77	2,552
2017	59	68	80	189	357	439	494	354	493	316	153	95	3,097
2018	40	87	128	167	313	390	325	366	453	0	0	0	2,269
Totals	223	445	480	912	1,489	2,029	1,612	1,450	2,158	1,290	611	305	13,004

Place: [ZUNI] ZUNI COTTAGES 952
 1308 ZUNI PLACE

Place Energy Profile

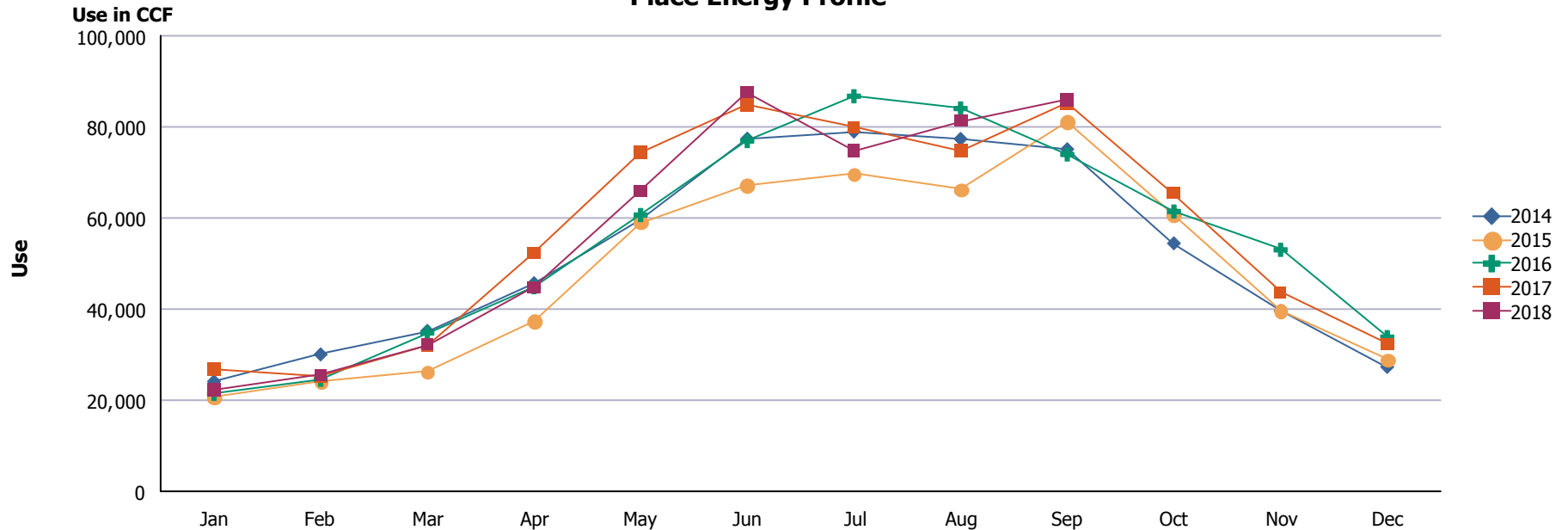


Year	Jan	Feb	Mar	Apr	May	Jun	Jul	Aug	Sep	Oct	Nov	Dec	Totals
2014	1	0	0	0	0	0	0	0	0	0	0	0	1
2015	0	0	0	0	0	0	0	0	0	0	0	0	0
2016	0	0	0	0	0	0	0	0	0	0	0	0	0
2017	0	0	0	0	0	0	0	0	0	0	0	0	0
2018	0	0	0	0	0	0	0	0	0	0	0	0	0
Totals	1	0	0	0	0	0	0	0	0	0	0	0	1

Summary

Place: [El Paso ISD - TX] El Paso ISD - TX

Place Energy Profile



Year	Jan	Feb	Mar	Apr	May	Jun	Jul	Aug	Sep	Oct	Nov	Dec	Totals
2014	24,153	30,073	35,243	45,700	59,505	77,439	78,979	77,376	75,123	54,458	39,613	27,319	624,981
2015	20,617	23,972	26,261	37,227	59,049	67,095	69,672	66,238	81,248	60,635	39,523	28,888	580,425
2016	21,423	24,504	34,797	44,815	60,669	76,908	86,744	84,046	73,978	61,437	53,031	33,863	656,215
2017	26,776	25,210	31,996	52,291	74,468	85,009	79,822	74,767	85,353	65,461	43,593	32,311	677,057
2018	22,294	25,493	32,212	44,733	65,861	87,739	74,691	81,327	86,137	0	0	0	520,487
Totals	115,263	129,252	160,509	224,766	319,552	394,190	389,908	383,754	401,839	241,991	175,760	122,381	3,059,165

Requested by: deiland

Client Version:

Report version:11

Filters: Commodity Equals Water; Meters in Building Name: Not one of ZACH WHITE MODULAR SCHOOL 147;START SCHOOL EARLY 1 DAY VALUE;STADIUM RATE CHANGES;SKY PARK IB1;SKY PARK I 200;SKY PARK;REMCON COTTAGES;PARKDALE COTTAGES 957;NORTHEAST BOOK DEPOSITORY 814;NEW COMPUTERS SINCE JUNE 1990;Lighting;HONDO PASS COTTAGES;Butterfield Trail Warehouse;BRANON COTTAGES 955;BLUE FLAME BLDG.;BARCELONA COTTAGES;ALL REFUNDS AND REBATES; Bill is Void Equals 0; Account is Active Equals 1; Bill is from External Vendor Equals 1; Billing Period Between Jan 2014 and Sep 2018; First Month (1-12) Equals 1