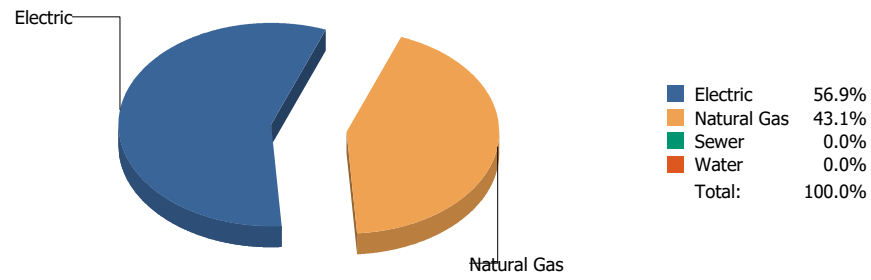
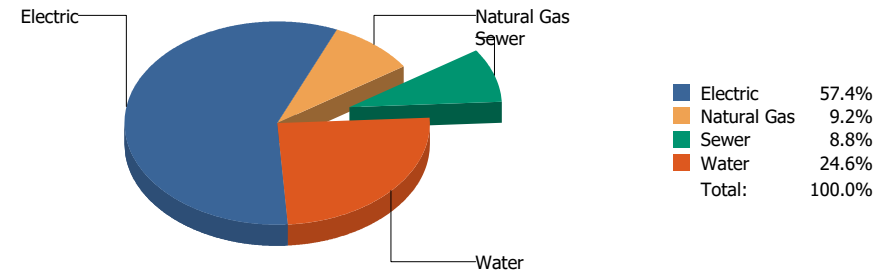


Energy



Cost



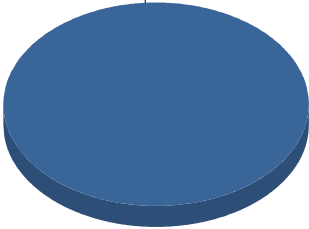
Commodity	Common Use	Energy Use	Energy Use / Area	Total Cost	Cost / Unit	Cost / Area
Place Summary Report						
Area: 10,057,856 ft²						
Billing Period: Apr 2025						
ELECTRIC	4,962,065.00 kWh	16,930,566 Kbtu	1.598 Kbtu/ft ²	\$598,863.16	\$0.121 /kWh	\$0.057 /ft ²
NATURALGAS	123,569.00 CCF	12,801,748 Kbtu	1.249 Kbtu/ft ²	\$96,412.97	\$0.780 /CCF	\$0.009 /ft ²
SEWER	8,728.00 CCF			\$91,283.77	\$10.459 /CCF	\$0.009 /ft ²
WATER	32,345.00 CCF			\$256,458.13	\$7.929 /CCF	\$0.024 /ft ²
Totals:		29,732,314 Kbtu	2.846 Kbtu/ft²	\$1,043,018.03		

* Please note per area calculations only include buildings with a floor area greater than 0.

Energy

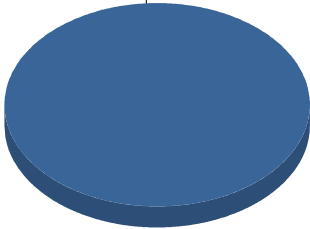
Cost

Electric



■ Electric 100.0%
Total: 100.0%

Electric

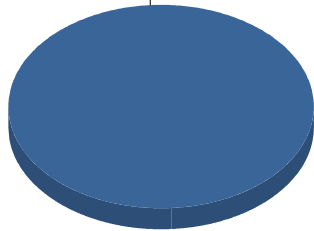


■ Electric 100.0%
Total: 100.0%

Commodity	Common Use	Energy Use	Energy Use / Area	Total Cost	Cost / Unit	Cost / Area
Place: [ALAMO] ALAMO 101 [BUILDING]						
Area: 58,978 ft²						
Billing Period: Apr 2025						
ELECTRIC	3,168.00 kWh	10,809 Kbtu	0.183 Kbtu/ft²	\$282.21	\$0.089 /kWh	\$0.005 /ft²
Totals:		10,809 Kbtu	0.183 Kbtu/ft²	\$282.21		

Energy

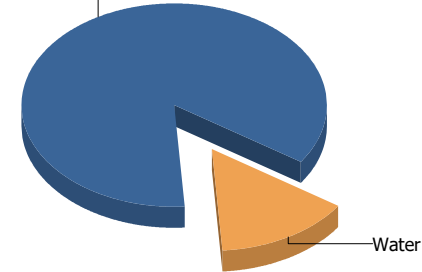
Electric



■ Electric 100.0%
 ■ Water 0.0%
 Total: 100.0%

Cost

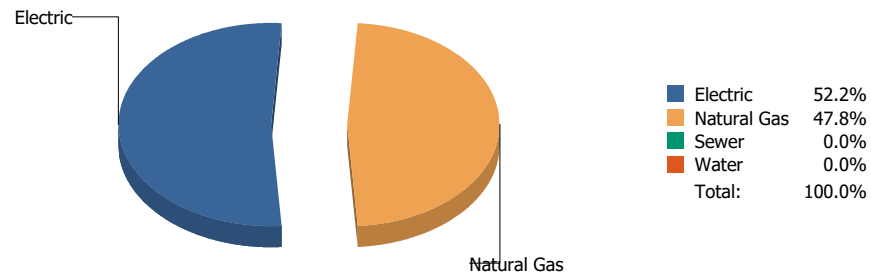
Electric



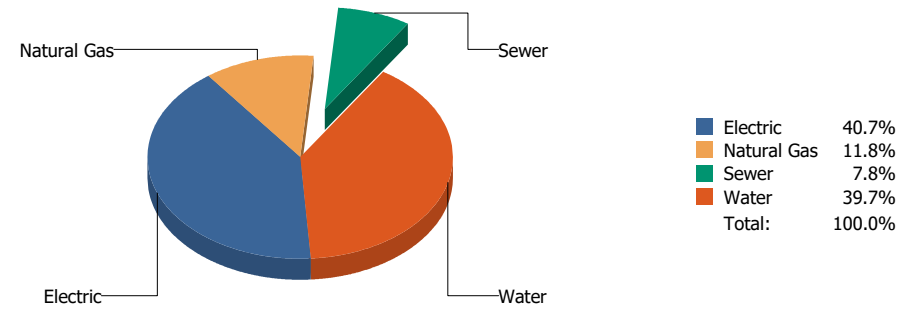
■ Electric 85.6%
 ■ Water 14.4%
 Total: 100.0%

Commodity	Common Use	Energy Use	Energy Use / Area	Total Cost	Cost / Unit	Cost / Area
Place: [ALTA] ALTA VISTA 102 [BUILDING]						
Area: 68,463 ft ²						
Billing Period: Apr 2025						
ELECTRIC	4,706.00 kWh	16,057 Kbtu	0.235 Kbtu/ft ²	\$307.25	\$0.065 /kWh	\$0.004 /ft ²
WATER	0.00 CCF			\$51.58	\$0.000 /CCF	\$0.001 /ft ²
Totals:		16,057 Kbtu	0.235 Kbtu/ft²	\$358.83		

Energy

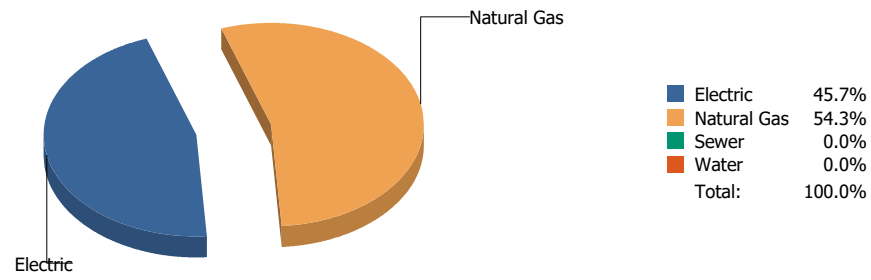


Cost

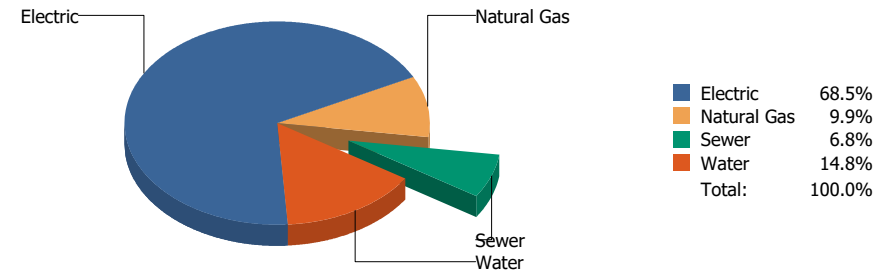


Commodity	Common Use	Energy Use	Energy Use / Area	Total Cost	Cost / Unit	Cost / Area
Place: [ANDRESS] ANDRESS HIGH SCHOOL 001 [BUILDING]						
Area: 266,968 ft ²						
Billing Period: Apr 2025						
ELECTRIC	129,747.00 kWh	442,697 Kbtu	1.658 Kbtu/ft ²	\$15,819.40	\$0.122 /kWh	\$0.059 /ft ²
NATURALGAS	3,907.00 CCF	404,765 Kbtu	1.516 Kbtu/ft ²	\$4,574.08	\$1.171 /CCF	\$0.017 /ft ²
SEWER	323.00 CCF			\$3,047.35	\$9.435 /CCF	\$0.011 /ft ²
WATER	1,576.00 CCF			\$15,422.09	\$9.786 /CCF	\$0.058 /ft ²
Totals:		847,462 Kbtu	3.174 Kbtu/ft²	\$38,862.92		

Energy

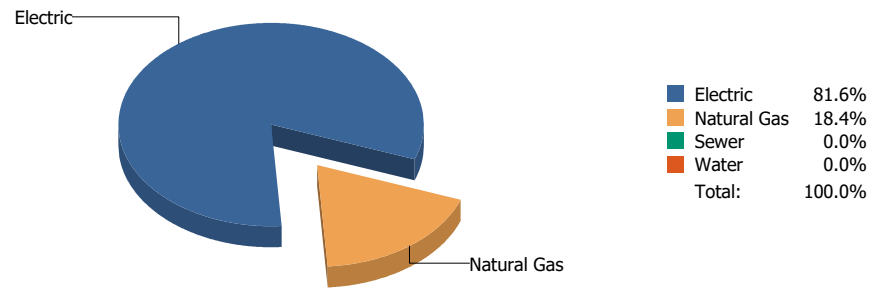


Cost

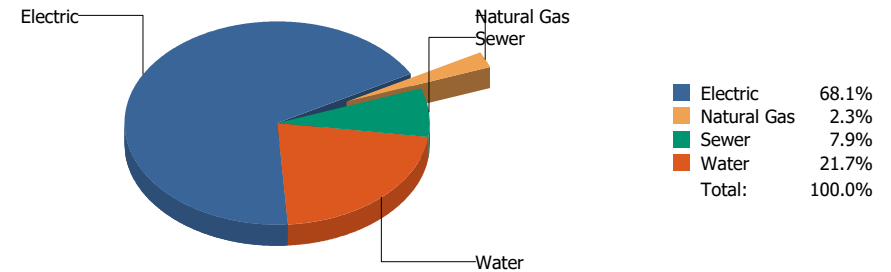


Commodity	Common Use	Energy Use	Energy Use / Area	Total Cost	Cost / Unit	Cost / Area
Place: [AOY] AOY ELEMENTARY SCHOOL 103 [BUILDING]						
Area: 105,486 ft ²						
Billing Period: Apr 2025						
ELECTRIC	58,977.00 kWh	201,230 Kbtu	1.908 Kbtu/ft ²	\$9,816.62	\$0.166 /kWh	\$0.093 /ft ²
NATURALGAS	2,307.00 CCF	239,005 Kbtu	2.266 Kbtu/ft ²	\$1,412.55	\$0.612 /CCF	\$0.013 /ft ²
SEWER	44.00 CCF			\$968.79	\$22.018 /CCF	\$0.009 /ft ²
WATER	167.00 CCF			\$2,126.07	\$12.731 /CCF	\$0.020 /ft ²
Totals:		440,235 Kbtu	4.173 Kbtu/ft²	\$14,324.03		

Energy

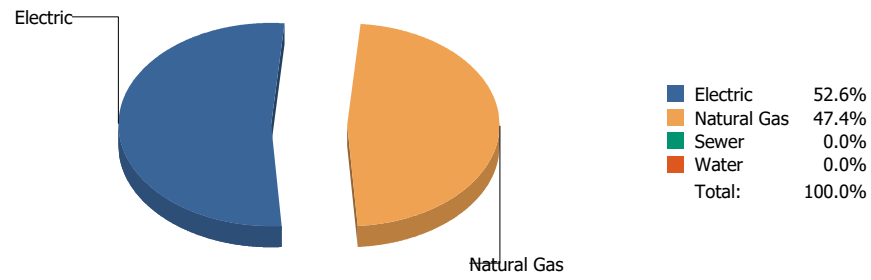


Cost

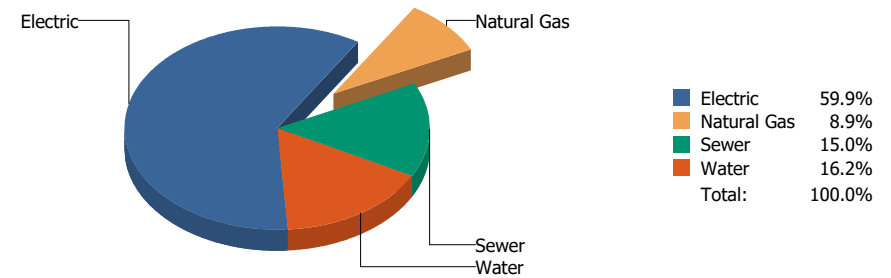


Commodity	Common Use	Energy Use	Energy Use / Area	Total Cost	Cost / Unit	Cost / Area
Place: [ARCHIE_DURAN-ELE] ARCHIE DURAN ELEMENTARY SCHOOL [BUILDING]						
Area: 0 ft²						
Billing Period: Apr 2025						
ELECTRIC	56,912.00 kWh	194,184 Kbtu		\$7,300.59	\$0.128 /kWh	
NATURALGAS	424.00 CCF	43,926 Kbtu		\$251.81	\$0.594 /CCF	
SEWER	50.00 CCF			\$846.04	\$16.921 /CCF	
WATER	240.00 CCF			\$2,325.64	\$9.690 /CCF	
Totals:		238,110 Kbtu		\$10,724.08		

Energy

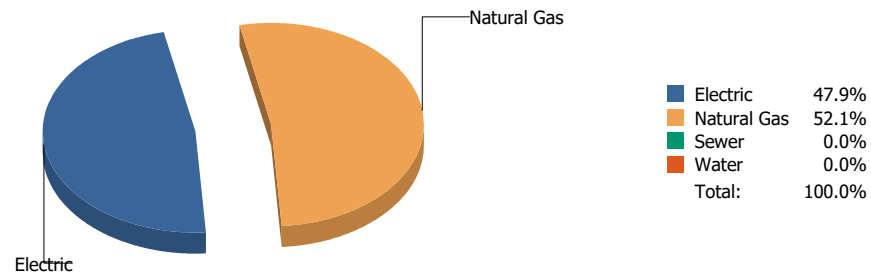


Cost

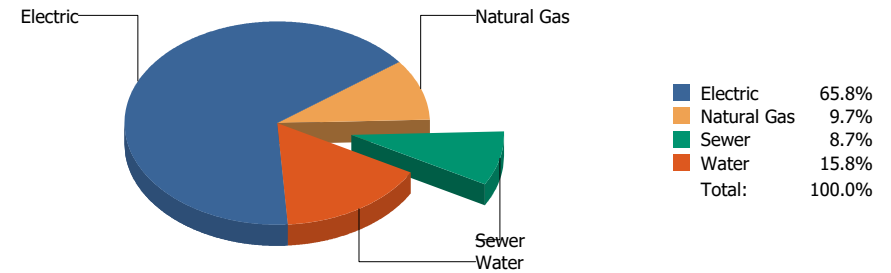


Commodity	Common Use	Energy Use	Energy Use / Area	Total Cost	Cost / Unit	Cost / Area
Place: [AUSTIN] AUSTIN HIGH SCHOOL 002 [BUILDING]						
Area: 269,216 ft²						
Billing Period: Apr 2025						
ELECTRIC	119,665.00 kWh	408,297 Kbtu	1.517 Kbtu/ft²	\$14,471.95	\$0.121 /kWh	\$0.053 /ft²
NATURALGAS	3,551.00 CCF	367,884 Kbtu	1.367 Kbtu/ft²	\$2,154.38	\$0.607 /CCF	\$0.008 /ft²
SEWER	425.00 CCF			\$3,621.80	\$8.522 /CCF	\$0.013 /ft²
WATER	437.00 CCF			\$3,908.25	\$8.943 /CCF	\$0.014 /ft²
Totals:		776,181 Kbtu	2.883 Kbtu/ft²	\$24,156.38		

Energy



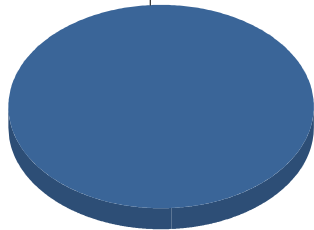
Cost



Commodity	Common Use	Energy Use	Energy Use / Area	Total Cost	Cost / Unit	Cost / Area
Place: [BARRONELEMENTARY] BARRON ELEMENTARY SCHOOL 165 [BUILDING]						
Area: 87,818 ft²						
Billing Period: Apr 2025						
ELECTRIC	51,244.00 kWh	174,845 Kbtu	1.991 Kbtu/ft²	\$6,580.01	\$0.128 /kWh	\$0.075 /ft²
NATURALGAS	1,838.00 CCF	190,417 Kbtu	2.168 Kbtu/ft²	\$975.05	\$0.530 /CCF	\$0.011 /ft²
SEWER	40.00 CCF			\$873.34	\$21.834 /CCF	\$0.010 /ft²
WATER	119.00 CCF			\$1,578.32	\$13.263 /CCF	\$0.018 /ft²
Totals:		365,261 Kbtu	4.159 Kbtu/ft²	\$10,006.72		

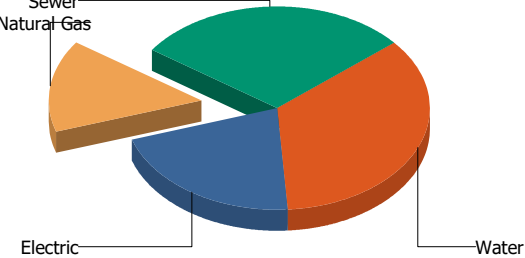
Energy

Electric



Electric	100.0%
Natural Gas	0.0%
Sewer	0.0%
Water	0.0%
Total:	100.0%

Cost

Sewer
Natural Gas

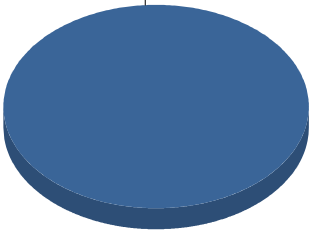
Electric	21.1%
Natural Gas	14.8%
Sewer	29.1%
Water	35.1%
Total:	100.0%

Commodity	Common Use	Energy Use	Energy Use / Area	Total Cost	Cost / Unit	Cost / Area
Place: [BASSETT] BASSETT MIDDLE SCHOOL 049 [BUILDING]						
Area: 174,250 ft²						
Billing Period: Apr 2025						
ELECTRIC	11,939.00 kWh	40,736 Kbtu	0.234 Kbtu/ft²	\$722.65	\$0.061 /kWh	\$0.004 /ft²
NATURALGAS	0.00 CCF	0 Kbtu	0.000 Kbtu/ft²	\$506.64	\$0.000 /CCF	\$0.003 /ft²
SEWER	139.00 CCF			\$999.95	\$7.194 /CCF	\$0.006 /ft²
WATER	213.00 CCF			\$1,203.67	\$5.651 /CCF	\$0.007 /ft²
Totals:		40,736 Kbtu	0.234 Kbtu/ft²	\$3,432.91		

Energy

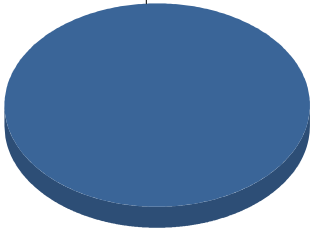
Cost

Electric



Electric 100.0%
Total: 100.0%

Electric

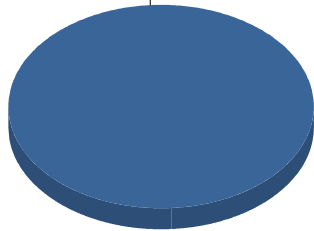


Electric 100.0%
Total: 100.0%

Commodity	Common Use	Energy Use	Energy Use / Area	Total Cost	Cost / Unit	Cost / Area
Place: [BEALL] BEALL 104 [BUILDING]						
Area: 74,454 ft²						
Billing Period: Apr 2025						
ELECTRIC	987.00 kWh	3,368 Kbtu	0.045 Kbtu/ft²	\$141.48	\$0.143 /kWh	\$0.002 /ft²
Totals:		3,368 Kbtu	0.045 Kbtu/ft²	\$141.48		

Energy

Electric



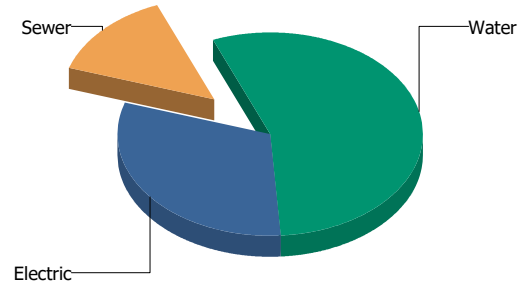
■ Electric 100.0%
 ■ Sewer 0.0%
 ■ Water 0.0%
 Total: 100.0%

Cost

Sewer

Electric

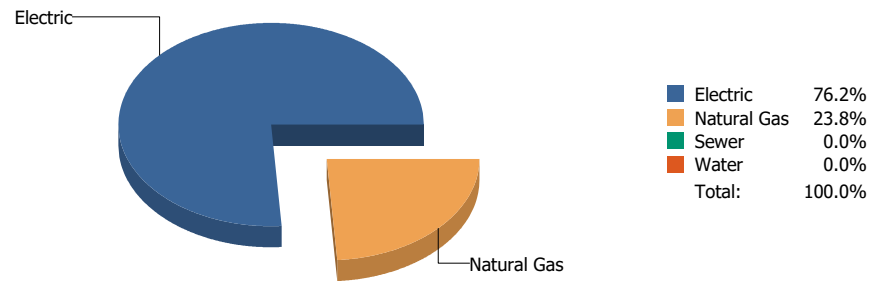
Water



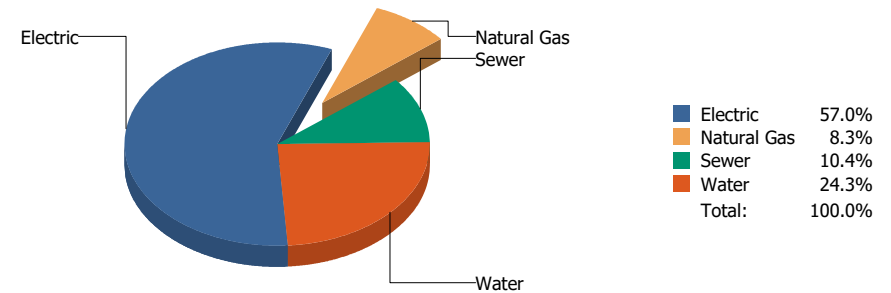
■ Electric 31.0%
 ■ Sewer 14.1%
 ■ Water 54.9%
 Total: 100.0%

Commodity	Common Use	Energy Use	Energy Use / Area	Total Cost	Cost / Unit	Cost / Area
Place: [BLISS] BLISS ELEMENTARY SCHOOL 105 [BUILDING]						
Area: 78,820 ft²						
Billing Period: Apr 2025						
ELECTRIC	18,494.00 kWh	63,102 Kbtu	0.801 Kbtu/ft²	\$2,159.36	\$0.117 /kWh	\$0.027 /ft²
SEWER	134.00 CCF			\$978.80	\$7.304 /CCF	\$0.012 /ft²
WATER	495.00 CCF			\$3,822.42	\$7.722 /CCF	\$0.048 /ft²
Totals:		63,102 Kbtu	0.801 Kbtu/ft²	\$6,960.58		

Energy



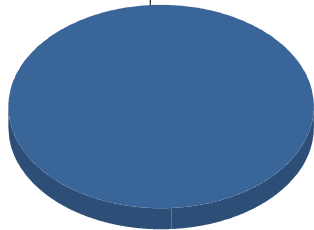
Cost



Commodity	Common Use	Energy Use	Energy Use / Area	Total Cost	Cost / Unit	Cost / Area
Place: [BOBBY_JOE_HILL] BOBBY JOE HILL PK-8 059 [BUILDING]						
Area: 0 ft²						
Billing Period: Apr 2025						
ELECTRIC	77,566.00 kWh	264,655 Kbtu		\$7,975.63	\$0.103 /kWh	
NATURALGAS	800.00 CCF	82,880 Kbtu		\$1,166.13	\$1.458 /CCF	
SEWER	96.00 CCF			\$1,452.60	\$15.131 /CCF	
WATER	527.00 CCF			\$3,396.30	\$6.445 /CCF	
Totals:		347,535 Kbtu		\$13,990.66		

Energy

Electric



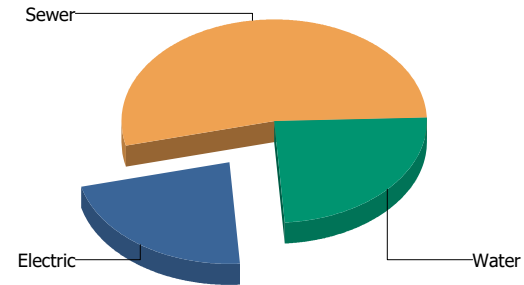
■ Electric 100.0%
 ■ Sewer 0.0%
 ■ Water 0.0%
 Total: 100.0%

Cost

Sewer

Electric

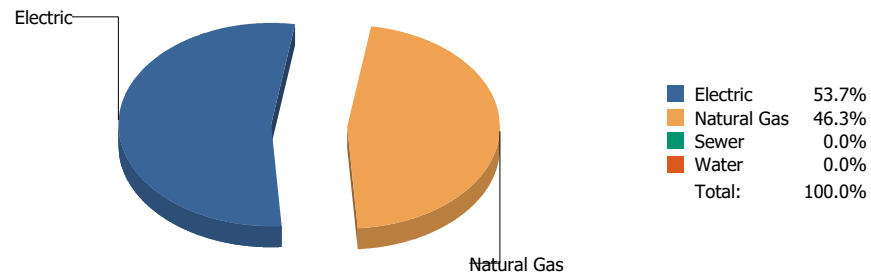
Water



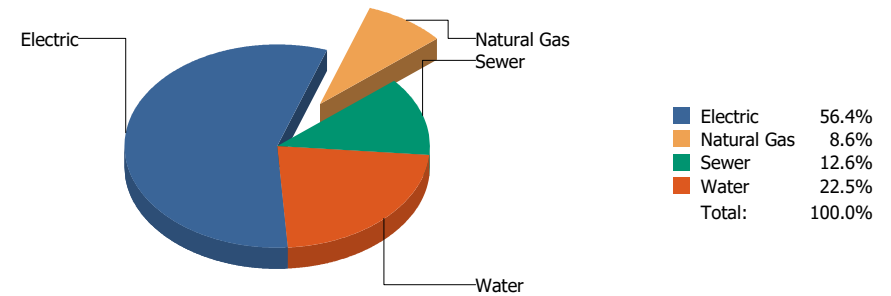
■ Electric 22.1%
 ■ Sewer 53.5%
 ■ Water 24.4%
 Total: 100.0%

Commodity	Common Use	Energy Use	Energy Use / Area	Total Cost	Cost / Unit	Cost / Area
Place: [BOND_2] BOND 160 [BUILDING] Area: 89,988 ft² Billing Period: Apr 2025						
ELECTRIC	1,666.00 kWh	5,684 Kbtu	0.063 Kbtu/ft²	\$247.05	\$0.148 /kWh	\$0.003 /ft²
SEWER	0.00 CCF			\$598.38	\$0.000 /CCF	\$0.007 /ft²
WATER	0.00 CCF			\$272.55	\$0.000 /CCF	\$0.003 /ft²
Totals:		5,684 Kbtu	0.063 Kbtu/ft²	\$1,117.98		

Energy

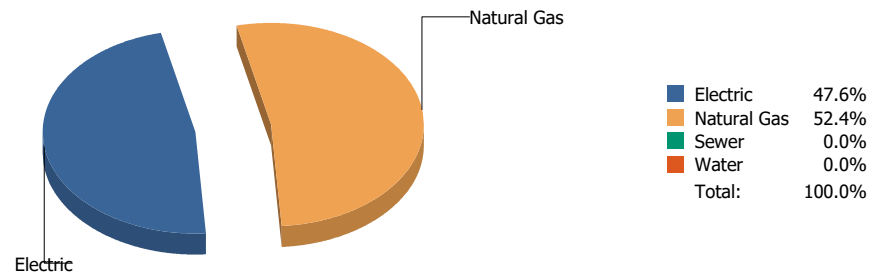


Cost

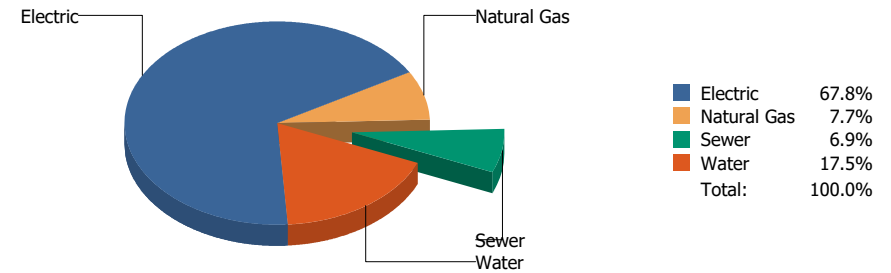


Commodity	Common Use	Energy Use	Energy Use / Area	Total Cost	Cost / Unit	Cost / Area
Place: [BOWIE] BOWIE HIGH SCHOOL 003 [BUILDING]						
Area: 282,931 ft²						
Billing Period: Apr 2025						
ELECTRIC	173,018.00 kWh	590,337 Kbtu	2.087 Kbtu/ft²	\$15,991.90	\$0.092 /kWh	\$0.056 /ft²
NATURALGAS	4,905.00 CCF	508,158 Kbtu	1.796 Kbtu/ft²	\$2,432.71	\$0.496 /CCF	\$0.009 /ft²
SEWER	554.00 CCF			\$3,576.34	\$6.455 /CCF	\$0.013 /ft²
WATER	1,288.00 CCF			\$6,374.21	\$4.949 /CCF	\$0.022 /ft²
Totals:		1,098,495 Kbtu	3.883 Kbtu/ft²	\$28,375.16		

Energy

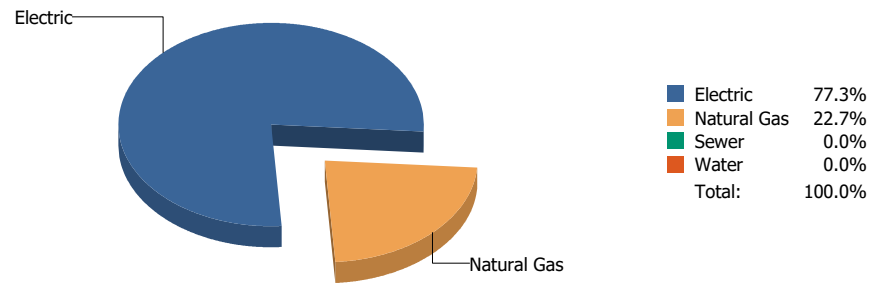


Cost

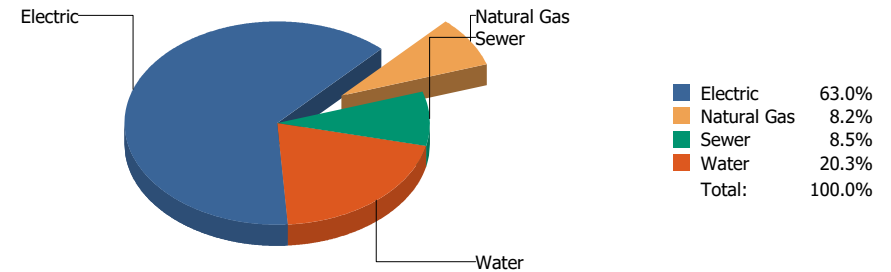


Commodity	Common Use	Energy Use	Energy Use / Area	Total Cost	Cost / Unit	Cost / Area
Place: [BROWN] BROWN MIDDLE SCHOOL 056 [BUILDING]						
Area: 173,263 ft²						
Billing Period: Apr 2025						
ELECTRIC	66,187.00 kWh	225,830 Kbtu	1.303 Kbtu/ft²	\$10,478.29	\$0.158 /kWh	\$0.060 /ft²
NATURALGAS	2,404.00 CCF	249,054 Kbtu	1.437 Kbtu/ft²	\$1,197.30	\$0.498 /CCF	\$0.007 /ft²
SEWER	102.00 CCF			\$1,066.00	\$10.451 /CCF	\$0.006 /ft²
WATER	376.00 CCF			\$2,708.04	\$7.202 /CCF	\$0.016 /ft²
Totals:		474,884 Kbtu	2.741 Kbtu/ft²	\$15,449.63		

Energy



Cost

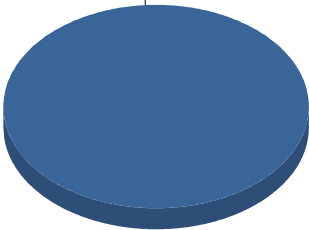


Commodity	Common Use	Energy Use	Energy Use / Area	Total Cost	Cost / Unit	Cost / Area
Place: [BURGES] BURGESS HIGH SCHOOL [BUILDING]						
Area: 241,219 ft²						
Billing Period: Apr 2025						
ELECTRIC	139,888.00 kWh	477,298 Kbtu	1.979 Kbtu/ft²	\$17,747.34	\$0.127 /kWh	\$0.073 /ft²
NATURALGAS	1,353.00 CCF	140,171 Kbtu	0.581 Kbtu/ft²	\$2,304.44	\$1.703 /CCF	\$0.009 /ft²
SEWER	202.00 CCF			\$2,397.39	\$11.868 /CCF	\$0.010 /ft²
WATER	530.00 CCF			\$5,717.34	\$10.787 /CCF	\$0.023 /ft²
Totals:		617,469 Kbtu	2.560 Kbtu/ft²	\$28,166.51		

Energy

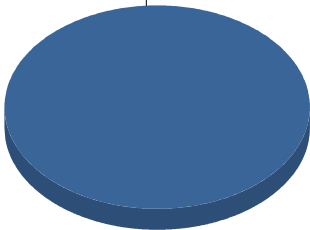
Cost

Electric



Electric 100.0%
Total: 100.0%

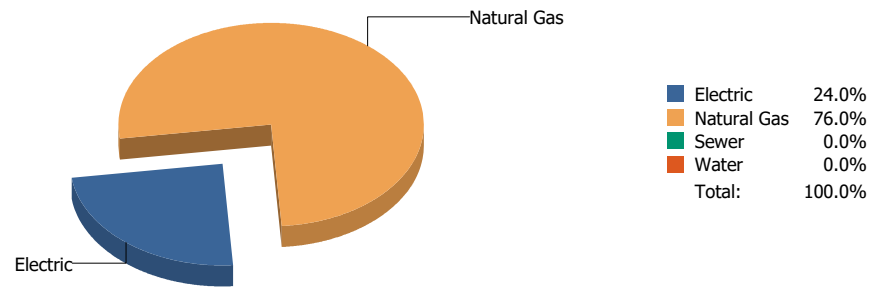
Electric



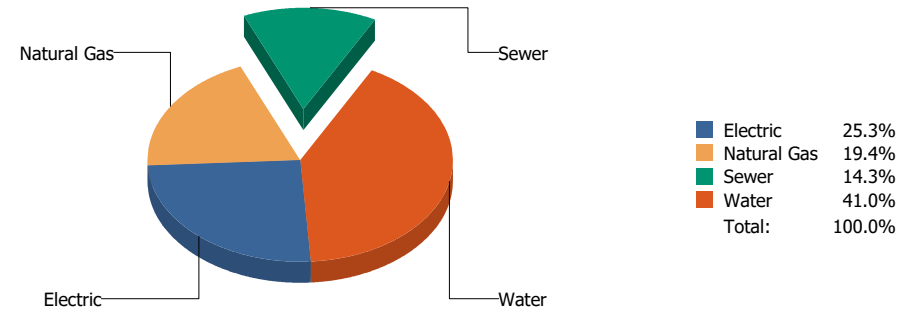
Electric 100.0%
Total: 100.0%

Commodity	Common Use	Energy Use	Energy Use / Area	Total Cost	Cost / Unit	Cost / Area
Place: [BURLESON] BURLESON 107 [BUILDING]						
Area: 73,772 ft²						
Billing Period: Apr 2025						
ELECTRIC	812.00 kWh	2,771 Kbtu	0.038 Kbtu/ft²	\$143.98	\$0.177 /kWh	\$0.002 /ft²
Totals:		2,771 Kbtu	0.038 Kbtu/ft²	\$143.98		

Energy

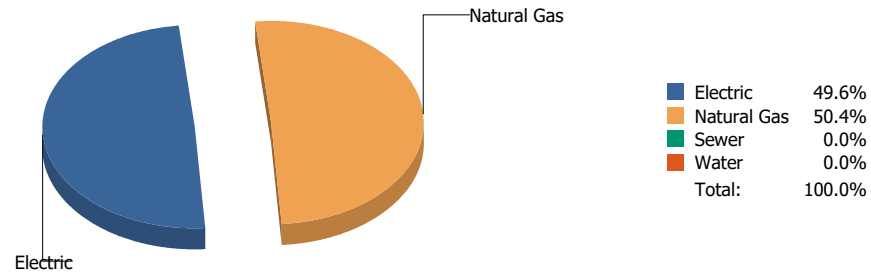


Cost

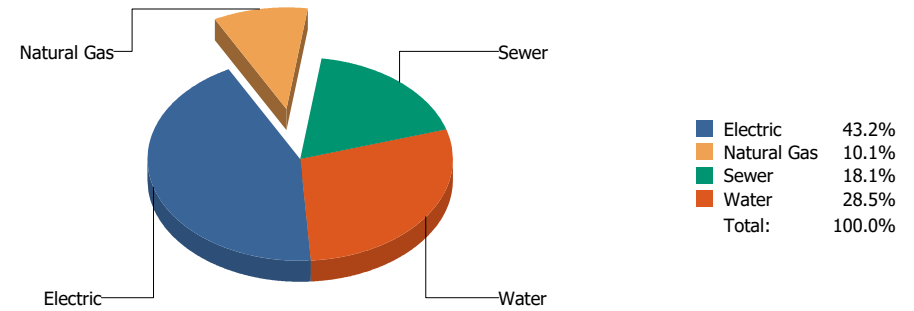


Commodity	Common Use	Energy Use	Energy Use / Area	Total Cost	Cost / Unit	Cost / Area
Place: [BURNET] BURNET 108 [BUILDING] Area: 50,520 ft² Billing Period: Apr 2025						
ELECTRIC	8,553.00 kWh	29,183 Kbtu	0.578 Kbtu/ft²	\$1,113.95	\$0.130 /kWh	\$0.022 /ft²
NATURALGAS	891.00 CCF	92,308 Kbtu	1.827 Kbtu/ft²	\$856.34	\$0.961 /CCF	\$0.017 /ft²
SEWER	61.00 CCF			\$630.83	\$10.341 /CCF	\$0.012 /ft²
WATER	191.00 CCF			\$1,808.38	\$9.468 /CCF	\$0.036 /ft²
Totals:		121,490 Kbtu	2.405 Kbtu/ft²	\$4,409.50		

Energy

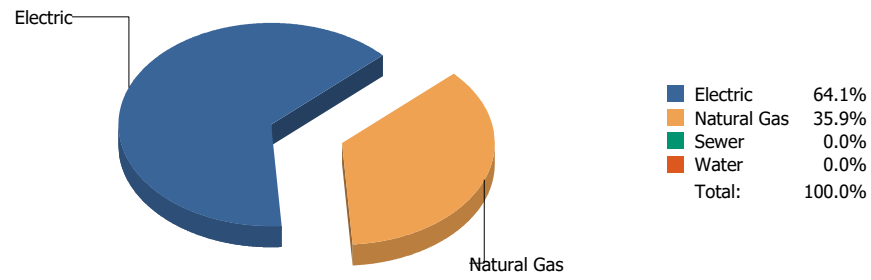


Cost

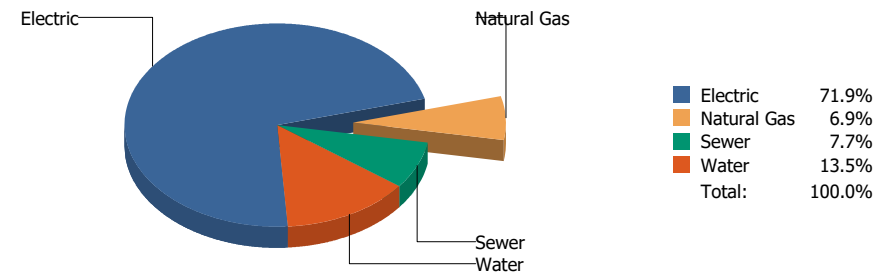


Commodity	Common Use	Energy Use	Energy Use / Area	Total Cost	Cost / Unit	Cost / Area
Place: [CANYON-HILLS] CANYON HILLS MIDDLE SCHOOL [BUILDING]						
Area: 133,149 ft²						
Billing Period: Apr 2025						
ELECTRIC	43,346.00 kWh	147,897 Kbtu	1.111 Kbtu/ft²	\$5,000.11	\$0.115 /kWh	\$0.037 /ft²
NATURALGAS	1,453.00 CCF	150,531 Kbtu	1.131 Kbtu/ft²	\$1,169.78	\$0.805 /CCF	\$0.009 /ft²
SEWER	197.00 CCF			\$2,098.16	\$10.651 /CCF	\$0.016 /ft²
WATER	441.00 CCF			\$3,300.79	\$7.485 /CCF	\$0.025 /ft²
Totals:		298,427 Kbtu	2.241 Kbtu/ft²	\$11,568.84		

Energy

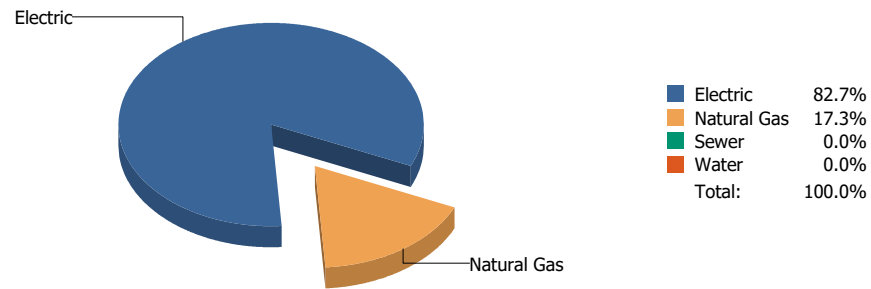


Cost

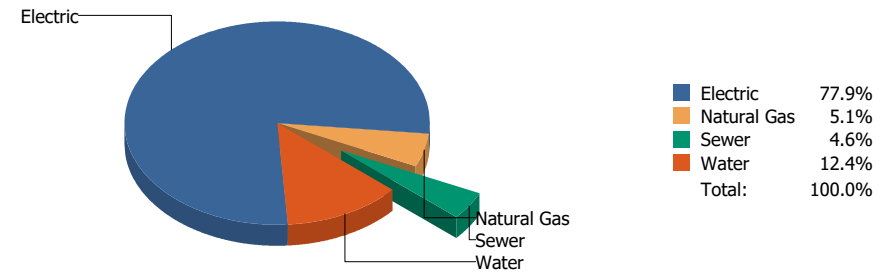


Commodity	Common Use	Energy Use	Energy Use / Area	Total Cost	Cost / Unit	Cost / Area
Place: [CAREER] CAREER AND TECHNOLOGY [BUILDING]						
Area: 146,485 ft²						
Billing Period: Apr 2025						
ELECTRIC	64,924.00 kWh	221,521 Kbtu	1.512 Kbtu/ft²	\$7,553.99	\$0.116 /kWh	\$0.051 /ft²
NATURALGAS	1,196.00 CCF	123,906 Kbtu	0.846 Kbtu/ft²	\$723.05	\$0.605 /CCF	\$0.005 /ft²
SEWER	89.00 CCF			\$809.68	\$9.098 /CCF	\$0.006 /ft²
WATER	183.00 CCF			\$1,419.72	\$7.758 /CCF	\$0.010 /ft²
Totals:		345,426 Kbtu	2.358 Kbtu/ft²	\$10,506.44		

Energy



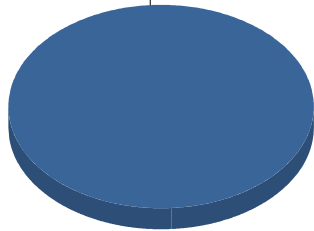
Cost



Commodity	Common Use	Energy Use	Energy Use / Area	Total Cost	Cost / Unit	Cost / Area
Place: [CENTRAL_OFFICE_STANTON] CENTRAL OFFICE STANTON [BUILDING]						
Area: 131,287 ft²						
Billing Period: Apr 2025						
ELECTRIC	125,150.00 kWh	427,012 Kbtu	3.253 Kbtu/ft²	\$13,433.19	\$0.107 /kWh	\$0.102 /ft²
NATURALGAS	865.00 CCF	89,614 Kbtu	0.683 Kbtu/ft²	\$885.15	\$1.023 /CCF	\$0.007 /ft²
SEWER	36.00 CCF			\$786.82	\$21.856 /CCF	\$0.006 /ft²
WATER	109.00 CCF			\$2,147.05	\$19.698 /CCF	\$0.016 /ft²
Totals:		516,626 Kbtu	3.935 Kbtu/ft²	\$17,252.21		

Energy

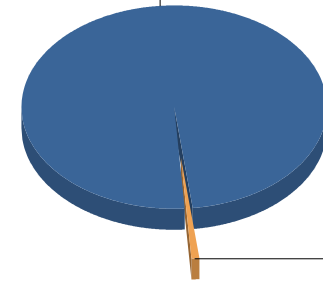
Electric



■ Electric 100.0%
 ■ Water 0.0%
 Total: 100.0%

Cost

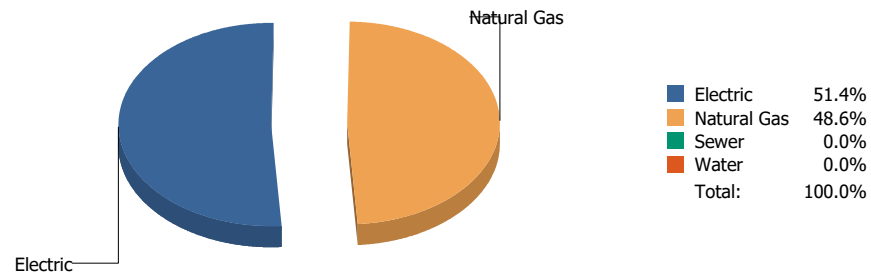
Electric



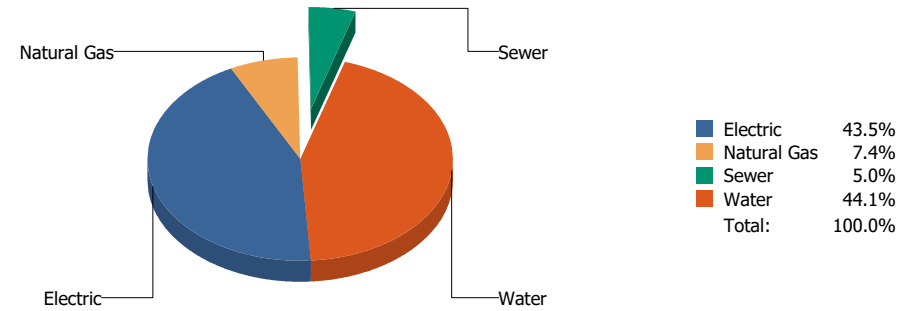
■ Electric 99.3%
 ■ Water 0.7%
 Total: 100.0%

Commodity	Common Use	Energy Use	Energy Use / Area	Total Cost	Cost / Unit	Cost / Area
Place: [CHAPIN] CHAPIN HIGH SCHOOL [BUILDING]						
Area: 273,727 ft²						
Billing Period: Apr 2025						
ELECTRIC	259,321.00 kWh	884,803 Kbtu	3.232 Kbtu/ft²	\$25,463.36	\$0.098 /kWh	\$0.093 /ft²
WATER	0.00 CCF			\$181.34	\$0.000 /CCF	\$0.001 /ft²
Totals:		884,803 Kbtu	3.232 Kbtu/ft²	\$25,644.70		

Energy

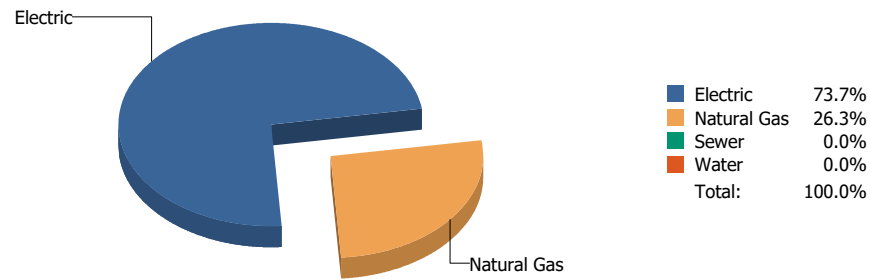


Cost

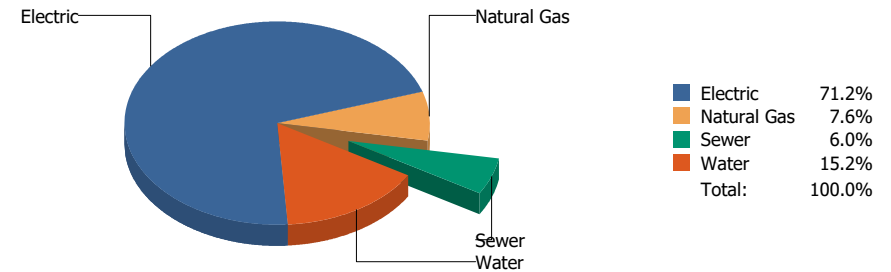


Commodity	Common Use	Energy Use	Energy Use / Area	Total Cost	Cost / Unit	Cost / Area
Place: [CHARLES] H.E. CHARLES MIDDLE SCHOOL 045 [BUILDING]						
Area: 107,867 ft²						
Billing Period: Apr 2025						
ELECTRIC	53,701.00 kWh	183,228 Kbtu	1.699 Kbtu/ft²	\$6,813.81	\$0.127 /kWh	\$0.063 /ft²
NATURALGAS	1,673.00 CCF	173,323 Kbtu	1.607 Kbtu/ft²	\$1,163.58	\$0.696 /CCF	\$0.011 /ft²
SEWER	34.00 CCF			\$778.36	\$22.893 /CCF	\$0.007 /ft²
WATER	743.00 CCF			\$6,896.52	\$9.282 /CCF	\$0.064 /ft²
Totals:		356,551 Kbtu	3.305 Kbtu/ft²	\$15,652.27		

Energy

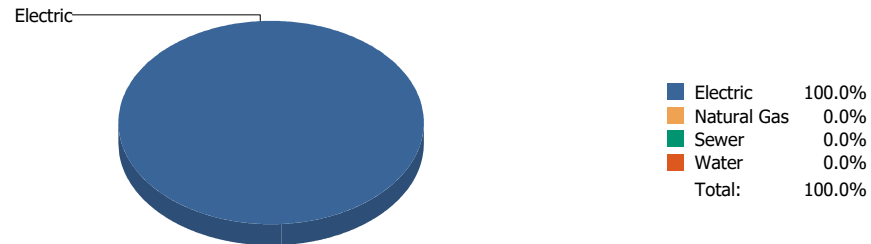


Cost

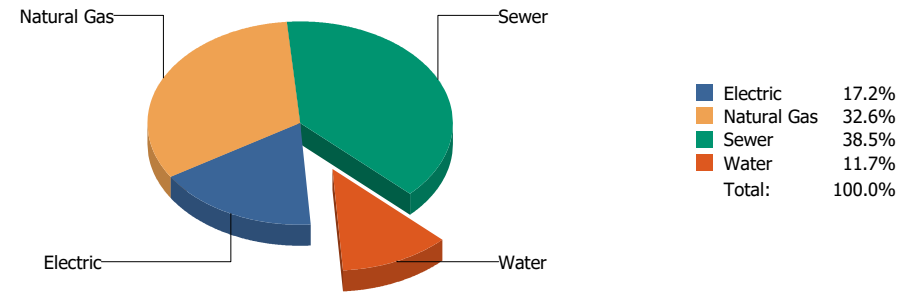


Commodity	Common Use	Energy Use	Energy Use / Area	Total Cost	Cost / Unit	Cost / Area
Place: [CIELO-VISTA] CIELO VISTA ELEMENTARY SCHOOL [BUILDING]						
Area: 66,034 ft²						
Billing Period: Apr 2025						
ELECTRIC	40,904.00 kWh	139,564 Kbtu	2.114 Kbtu/ft²	\$6,485.71	\$0.159 /kWh	\$0.098 /ft²
NATURALGAS	481.00 CCF	49,832 Kbtu	0.755 Kbtu/ft²	\$695.53	\$1.446 /CCF	\$0.010 /ft²
SEWER	32.00 CCF			\$547.34	\$17.104 /CCF	\$0.008 /ft²
WATER	187.00 CCF			\$1,381.11	\$7.386 /CCF	\$0.021 /ft²
Totals:		189,396 Kbtu	2.868 Kbtu/ft²	\$9,109.69		

Energy

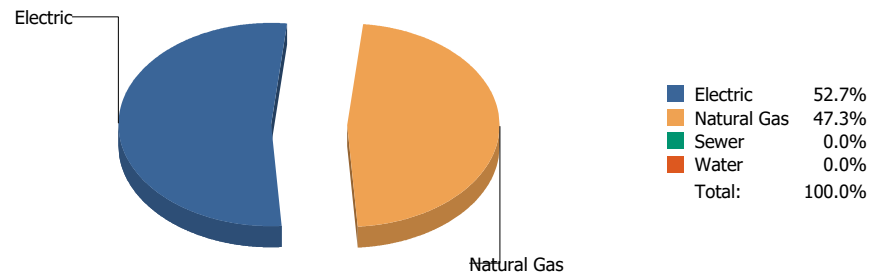


Cost

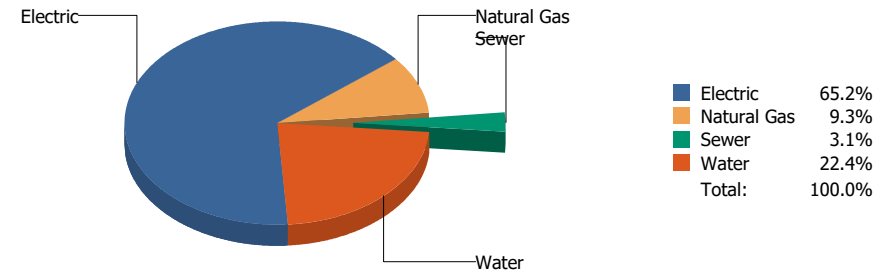


Commodity	Common Use	Energy Use	Energy Use / Area	Total Cost	Cost / Unit	Cost / Area
Place: [CLARDY] CLARDY ELEMENTARY SCHOOL [BUILDING]						
Area: 70,700 ft²						
Billing Period: Apr 2025						
ELECTRIC	1,937.00 kWh	6,609 Kbtu	0.093 Kbtu/ft²	\$266.62	\$0.138 /kWh	\$0.004 /ft²
NATURALGAS	0.00 CCF	0 Kbtu	0.000 Kbtu/ft²	\$506.64	\$0.000 /CCF	\$0.007 /ft²
SEWER	0.00 CCF			\$598.38	\$0.000 /CCF	\$0.008 /ft²
WATER	0.00 CCF			\$181.88	\$0.000 /CCF	\$0.003 /ft²
Totals:		6,609 Kbtu	0.093 Kbtu/ft²	\$1,553.52		

Energy

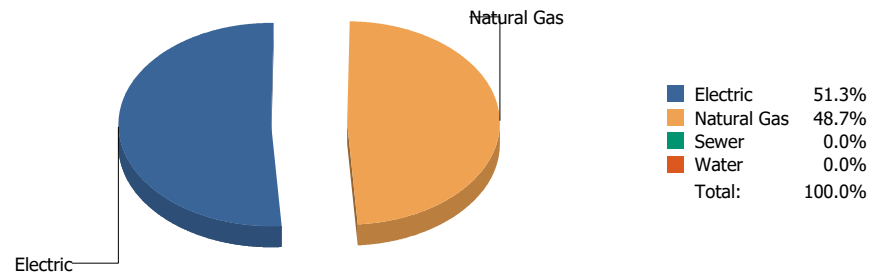


Cost

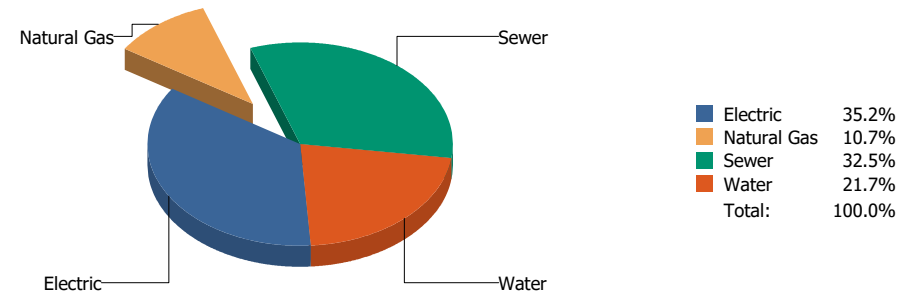


Commodity	Common Use	Energy Use	Energy Use / Area	Total Cost	Cost / Unit	Cost / Area
Place: [CLEDENIN] CLEDENIN ELEMENTARY SCHOOL [BUILDING]						
Area: 62,721 ft²						
Billing Period: Apr 2025						
ELECTRIC	34,494.00 kWh	117,694 Kbtu	1.876 Kbtu/ft²	\$4,589.40	\$0.133 /kWh	\$0.073 /ft²
NATURALGAS	1,021.00 CCF	105,776 Kbtu	1.686 Kbtu/ft²	\$654.21	\$0.641 /CCF	\$0.010 /ft²
SEWER	7.00 CCF			\$216.01	\$30.859 /CCF	\$0.003 /ft²
WATER	168.00 CCF			\$1,575.97	\$9.381 /CCF	\$0.025 /ft²
Totals:		223,469 Kbtu	3.563 Kbtu/ft²	\$7,035.59		

Energy

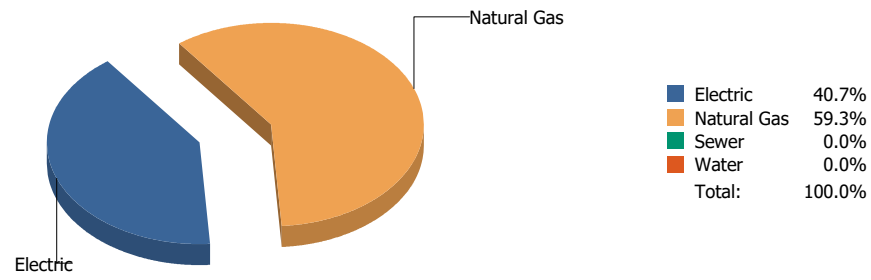


Cost

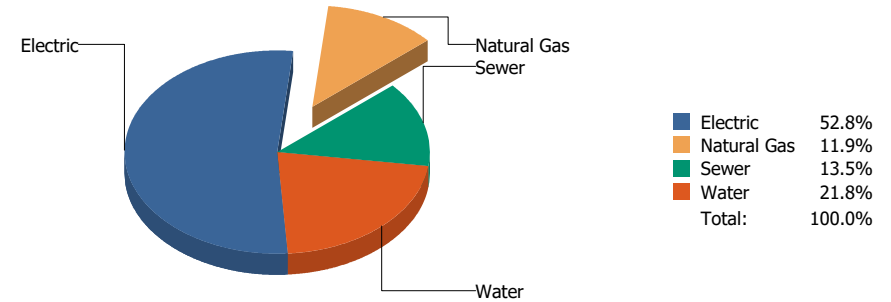


Commodity	Common Use	Energy Use	Energy Use / Area	Total Cost	Cost / Unit	Cost / Area
Place: [COLDWELL] COLDWELL ELEMENTARY SCHOOL [BUILDING]						
Area: 67,310 ft²						
Billing Period: Apr 2025						
ELECTRIC	23,165.00 kWh	79,039 Kbtu	1.174 Kbtu/ft²	\$2,598.09	\$0.112 /kWh	\$0.039 /ft²
NATURALGAS	723.00 CCF	74,903 Kbtu	1.113 Kbtu/ft²	\$790.46	\$1.093 /CCF	\$0.012 /ft²
SEWER	444.00 CCF			\$2,399.05	\$5.403 /CCF	\$0.036 /ft²
WATER	253.00 CCF			\$1,603.42	\$6.338 /CCF	\$0.024 /ft²
Totals:		153,942 Kbtu	2.287 Kbtu/ft²	\$7,391.02		

Energy

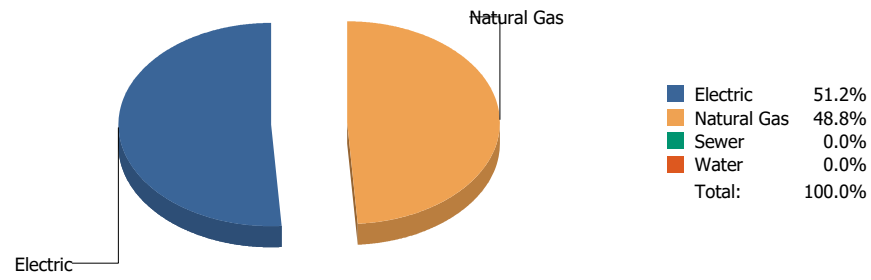


Cost

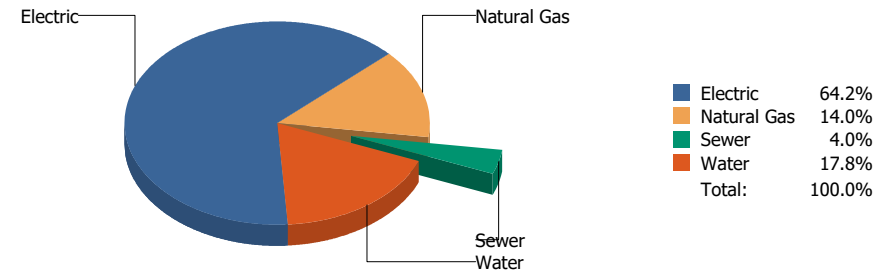


Commodity	Common Use	Energy Use	Energy Use / Area	Total Cost	Cost / Unit	Cost / Area
Place: [COOLEY] COOLEY ELEMENTARY SCHOOL [BUILDING]						
Area: 95,590 ft²						
Billing Period: Apr 2025						
ELECTRIC	51,653.00 kWh	176,240 Kbtu	1.844 Kbtu/ft²	\$6,542.32	\$0.127 /kWh	\$0.068 /ft²
NATURALGAS	2,475.00 CCF	256,410 Kbtu	2.682 Kbtu/ft²	\$1,478.70	\$0.597 /CCF	\$0.015 /ft²
SEWER	130.00 CCF			\$1,669.21	\$12.840 /CCF	\$0.017 /ft²
WATER	334.00 CCF			\$2,698.54	\$8.079 /CCF	\$0.028 /ft²
Totals:		432,650 Kbtu	4.526 Kbtu/ft²	\$12,388.77		

Energy

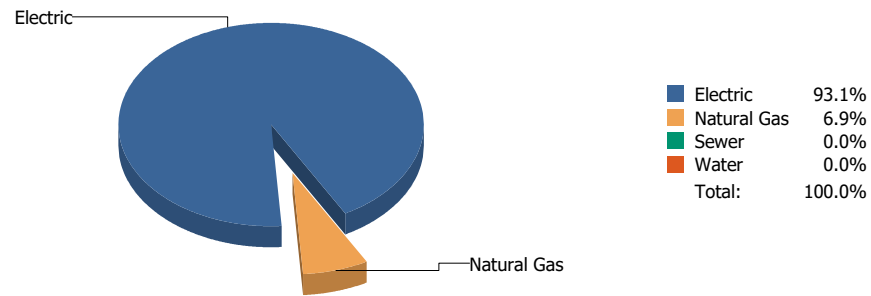


Cost

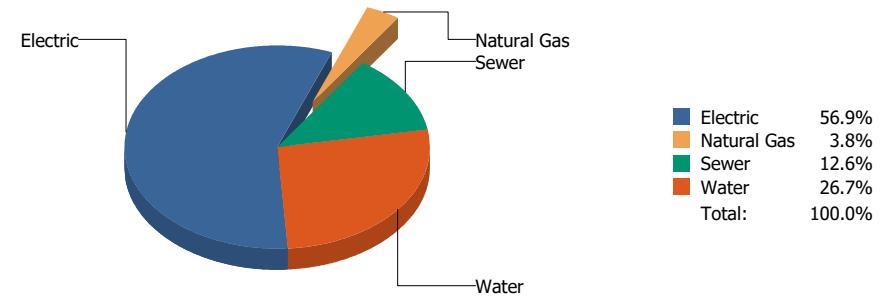


Commodity	Common Use	Energy Use	Energy Use / Area	Total Cost	Cost / Unit	Cost / Area
Place: [CORONADO] CORONADO HIGH SCHOOL 005 [BUILDING]						
Area: 406,757 ft²						
Billing Period: Apr 2025						
ELECTRIC	191,257.00 kWh	652,569 Kbtu	1.604 Kbtu/ft²	\$29,437.95	\$0.154 /kWh	\$0.071 /ft²
NATURALGAS	6,007.00 CCF	622,325 Kbtu	1.530 Kbtu/ft²	\$6,411.53	\$1.067 /CCF	\$0.015 /ft²
SEWER	221.00 CCF			\$1,828.39	\$8.273 /CCF	\$0.004 /ft²
WATER	1,850.00 CCF			\$8,161.51	\$4.412 /CCF	\$0.020 /ft²
Totals:		1,274,894 Kbtu	3.134 Kbtu/ft²	\$45,839.38		

Energy

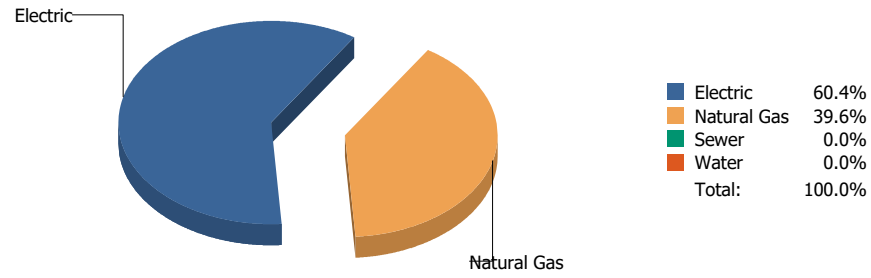


Cost

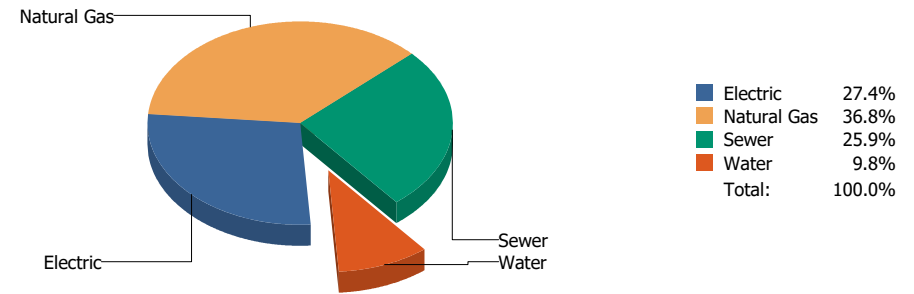


Commodity	Common Use	Energy Use	Energy Use / Area	Total Cost	Cost / Unit	Cost / Area
Place: [CROCKETT_1] CROCKETT ELEMENTARY SCHOOL 112 [BUILDING]						
Area: 92,585 ft²						
Billing Period: Apr 2025						
ELECTRIC	35,142.00 kWh	119,905 Kbtu	1.295 Kbtu/ft²	\$4,354.97	\$0.124 /kWh	\$0.047 /ft²
NATURALGAS	86.00 CCF	8,910 Kbtu	0.096 Kbtu/ft²	\$287.05	\$3.338 /CCF	\$0.003 /ft²
SEWER	95.00 CCF			\$961.05	\$10.116 /CCF	\$0.010 /ft²
WATER	248.00 CCF			\$2,046.04	\$8.250 /CCF	\$0.022 /ft²
Totals:		128,814 Kbtu	1.391 Kbtu/ft²	\$7,649.11		

Energy

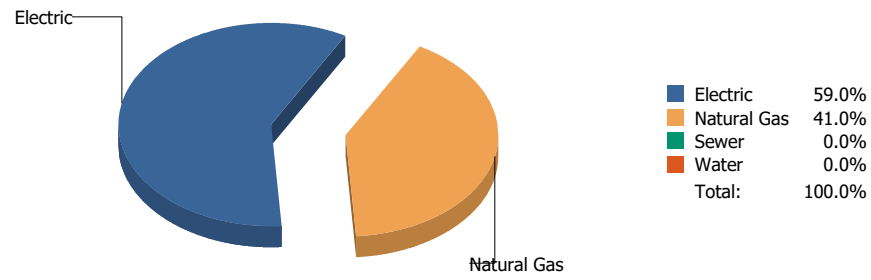


Cost

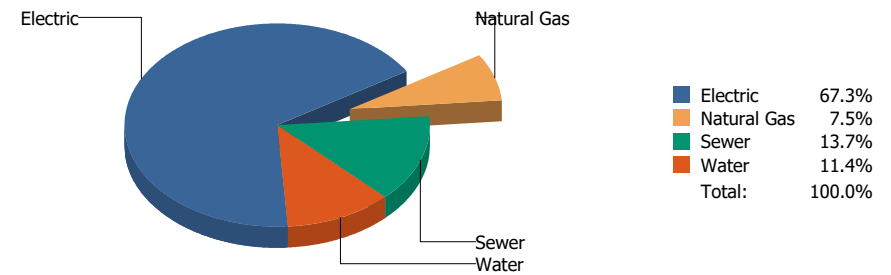


Commodity	Common Use	Energy Use	Energy Use / Area	Total Cost	Cost / Unit	Cost / Area
Place: [CROSBY] CROSBY PLANETARIUM [BUILDING]						
Area: 83,100 ft²						
Billing Period: Apr 2025						
ELECTRIC	3,420.00 kWh	11,669 Kbtu	0.140 Kbtu/ft²	\$398.39	\$0.116 /kWh	\$0.005 /ft²
NATURALGAS	74.00 CCF	7,666 Kbtu	0.092 Kbtu/ft²	\$535.72	\$7.239 /CCF	\$0.006 /ft²
SEWER	1.00 CCF			\$377.03	\$377.030 /CCF	\$0.004 /ft²
WATER	2.00 CCF			\$142.72	\$71.360 /CCF	\$0.002 /ft²
Totals:		19,335 Kbtu	0.233 Kbtu/ft²	\$1,453.86		

Energy

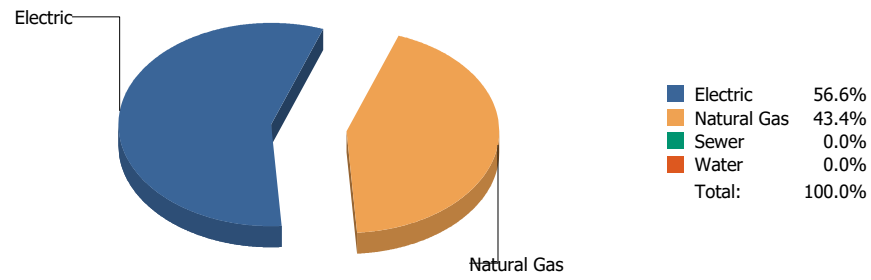


Cost

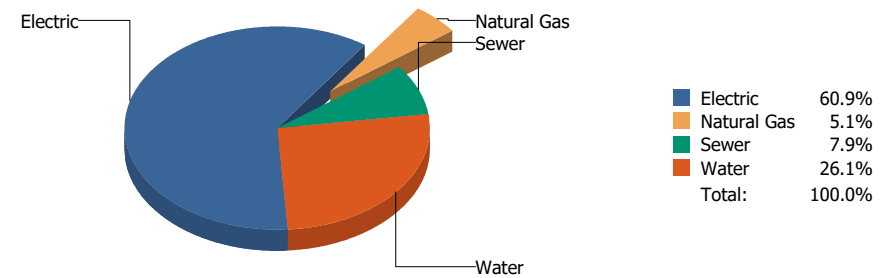


Commodity	Common Use	Energy Use	Energy Use / Area	Total Cost	Cost / Unit	Cost / Area
Place: [DELTA_OPERATIONS_CENTER_] DELTA OPERATIONS CENTER [BUILDING]						
Area: 0 ft ²						
Billing Period: Apr 2025						
ELECTRIC	39,860.00 kWh	136,002 Kbtu		\$3,884.10	\$0.097 /kWh	
NATURALGAS	911.00 CCF	94,380 Kbtu		\$432.93	\$0.475 /CCF	
SEWER	90.00 CCF			\$792.68	\$8.808 /CCF	
WATER	42.00 CCF			\$657.58	\$15.657 /CCF	
Totals:		230,382 Kbtu		\$5,767.29		

Energy

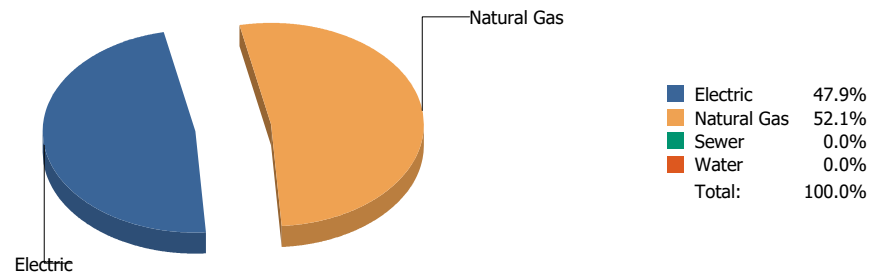


Cost

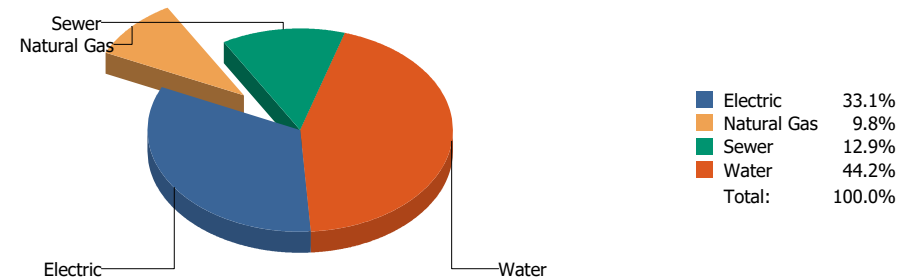


Commodity	Common Use	Energy Use	Energy Use / Area	Total Cost	Cost / Unit	Cost / Area
Place: [DONHASKINSPK8] DON HASKINS PK-8 051 [BUILDING]						
Area: 163,678 ft²						
Billing Period: Apr 2025						
ELECTRIC	112,792.00 kWh	384,846 Kbtu	2.351 Kbtu/ft²	\$16,527.45	\$0.147 /kWh	\$0.101 /ft²
NATURALGAS	2,853.00 CCF	295,571 Kbtu	1.806 Kbtu/ft²	\$1,373.61	\$0.481 /CCF	\$0.008 /ft²
SEWER	179.00 CCF			\$2,151.97	\$12.022 /CCF	\$0.013 /ft²
WATER	710.00 CCF			\$7,091.62	\$9.988 /CCF	\$0.043 /ft²
Totals:		680,417 Kbtu	4.157 Kbtu/ft²	\$27,144.65		

Energy

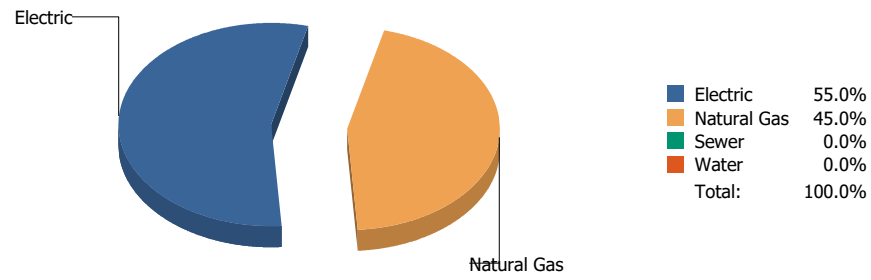


Cost

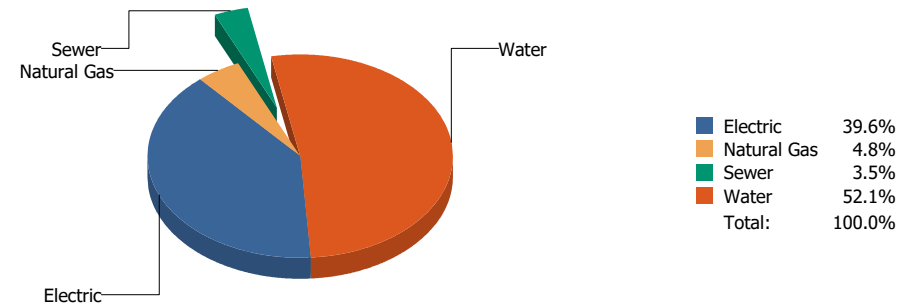


Commodity	Common Use	Energy Use	Energy Use / Area	Total Cost	Cost / Unit	Cost / Area
Place: [DOUGLASS] DOUGLASS ELEMENTARY SCHOOL 114 [BUILDING]						
Area: 86,903 ft²						
Billing Period: Apr 2025						
ELECTRIC	25,412.00 kWh	86,706 Kbtu	0.998 Kbtu/ft²	\$2,908.26	\$0.114 /kWh	\$0.033 /ft²
NATURALGAS	912.00 CCF	94,483 Kbtu	1.087 Kbtu/ft²	\$864.77	\$0.948 /CCF	\$0.010 /ft²
SEWER	147.00 CCF			\$1,135.80	\$7.727 /CCF	\$0.013 /ft²
WATER	499.00 CCF			\$3,888.50	\$7.793 /CCF	\$0.045 /ft²
Totals:		181,189 Kbtu	2.085 Kbtu/ft²	\$8,797.33		

Energy

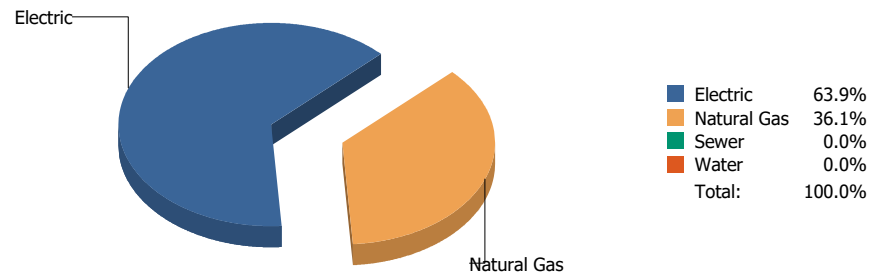


Cost

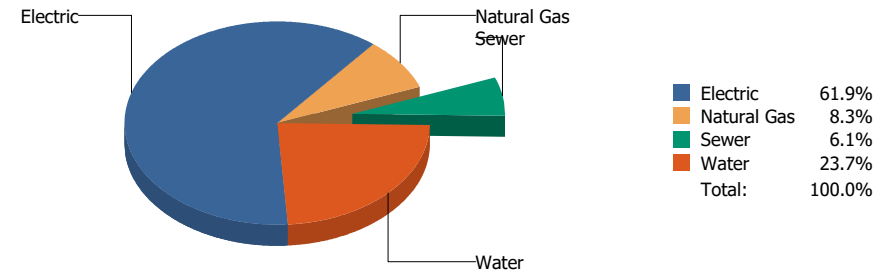


Commodity	Common Use	Energy Use	Energy Use / Area	Total Cost	Cost / Unit	Cost / Area
Place: [DRHORNEDOMIDDLESCHOOL_1] DR. HORNEDO MIDDLE SCHOOL 058 [BUILDING]						
Area: 184,871 ft²						
Billing Period: Apr 2025						
ELECTRIC	93,566.00 kWh	319,247 Kbtu	1.727 Kbtu/ft²	\$10,345.11	\$0.111 /kWh	\$0.056 /ft²
NATURALGAS	2,525.00 CCF	261,590 Kbtu	1.415 Kbtu/ft²	\$1,244.82	\$0.493 /CCF	\$0.007 /ft²
SEWER	66.00 CCF			\$913.72	\$13.844 /CCF	\$0.005 /ft²
WATER	1,596.00 CCF			\$13,588.13	\$8.514 /CCF	\$0.073 /ft²
Totals:		580,837 Kbtu	3.142 Kbtu/ft²	\$26,091.78		

Energy

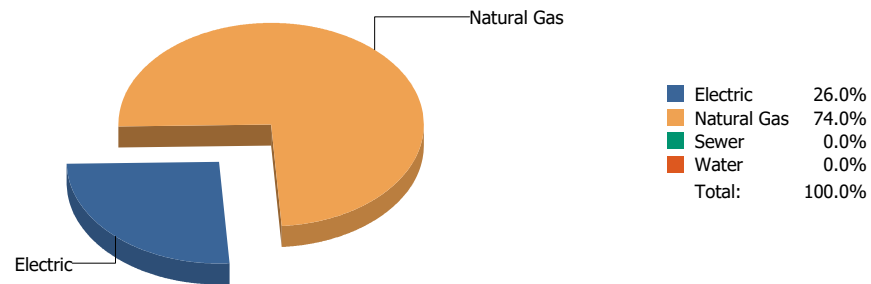


Cost

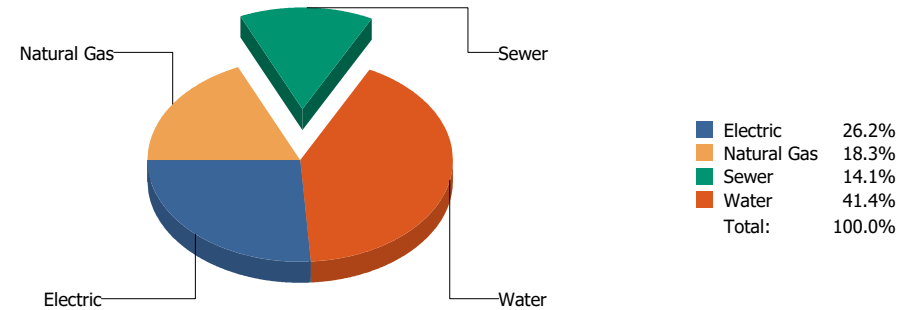


Commodity	Common Use	Energy Use	Energy Use / Area	Total Cost	Cost / Unit	Cost / Area
Place: [EL-PASO-HIGH] EL PASO HIGH SCHOOL 006 [BUILDING]						
Area: 236,062 ft²						
Billing Period: Apr 2025						
ELECTRIC	175,742.00 kWh	599,632 Kbtu	2.540 Kbtu/ft²	\$24,642.01	\$0.140 /kWh	\$0.104 /ft²
NATURALGAS	3,272.00 CCF	338,979 Kbtu	1.436 Kbtu/ft²	\$3,311.28	\$1.012 /CCF	\$0.014 /ft²
SEWER	230.00 CCF			\$2,428.38	\$10.558 /CCF	\$0.010 /ft²
WATER	1,204.00 CCF			\$9,436.73	\$7.838 /CCF	\$0.040 /ft²
Totals:		938,611 Kbtu	3.976 Kbtu/ft²	\$39,818.40		

Energy

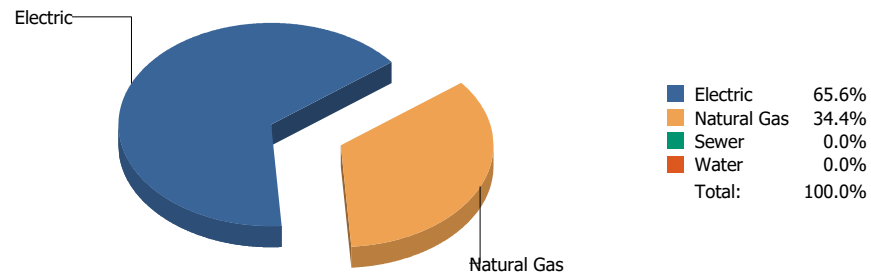


Cost

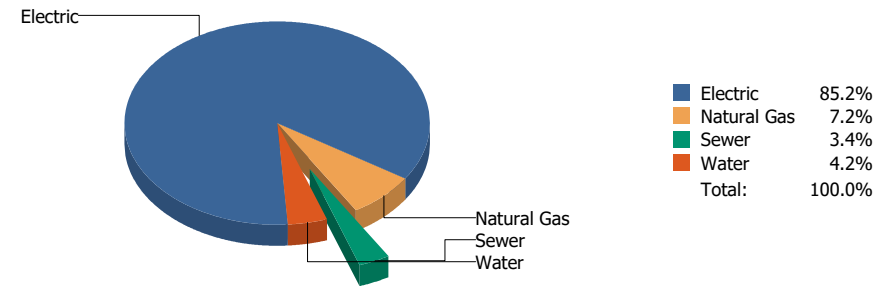


Commodity	Common Use	Energy Use	Energy Use / Area	Total Cost	Cost / Unit	Cost / Area
Place: [FINEARTSMULTI-MEDIACENTER] FINE ARTS/MULTI-MEDIA CENTER [BUILDING]						
Area: 27,633 ft²						
Billing Period: Apr 2025						
ELECTRIC	9,431.00 kWh	32,179 Kbtu	1.164 Kbtu/ft²	\$859.98	\$0.091 /kWh	\$0.031 /ft²
NATURALGAS	886.00 CCF	91,790 Kbtu	3.322 Kbtu/ft²	\$601.24	\$0.679 /CCF	\$0.022 /ft²
SEWER	65.00 CCF			\$461.35	\$7.098 /CCF	\$0.017 /ft²
WATER	196.00 CCF			\$1,355.55	\$6.916 /CCF	\$0.049 /ft²
Totals:		123,968 Kbtu	4.486 Kbtu/ft²	\$3,278.12		

Energy

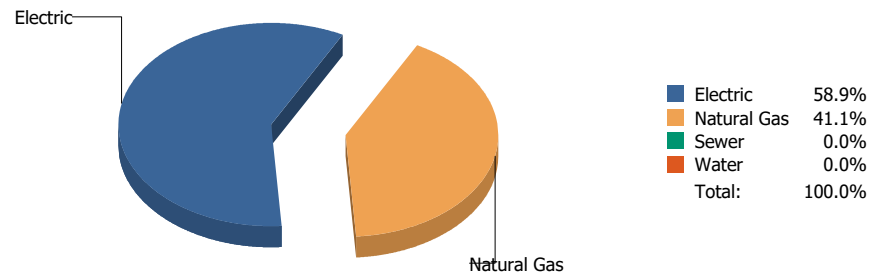


Cost

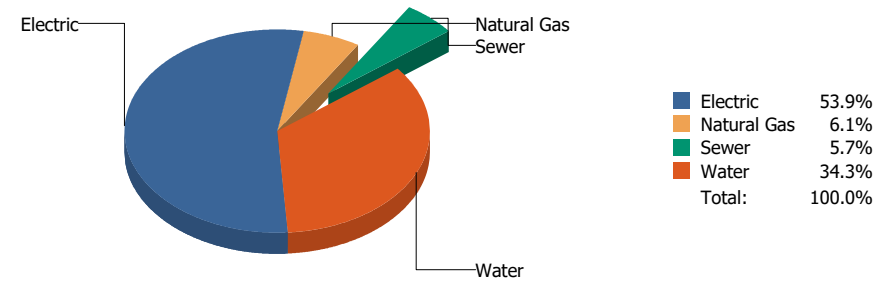


Commodity	Common Use	Energy Use	Energy Use / Area	Total Cost	Cost / Unit	Cost / Area
Place: [FRANKLIN] FRANKLIN HIGH SCHOOL 010 [BUILDING]						
Area: 329,377 ft²						
Billing Period: Apr 2025						
ELECTRIC	173,233.00 kWh	591,071 Kbtu	1.795 Kbtu/ft²	\$19,982.72	\$0.115 /kWh	\$0.060 /ft²
NATURALGAS	2,992.00 CCF	309,971 Kbtu	0.941 Kbtu/ft²	\$1,681.36	\$0.562 /CCF	\$0.005 /ft²
SEWER	41.00 CCF			\$807.97	\$19.707 /CCF	\$0.002 /ft²
WATER	80.00 CCF			\$982.76	\$12.285 /CCF	\$0.003 /ft²
Totals:		901,042 Kbtu	2.736 Kbtu/ft²	\$23,454.81		

Energy

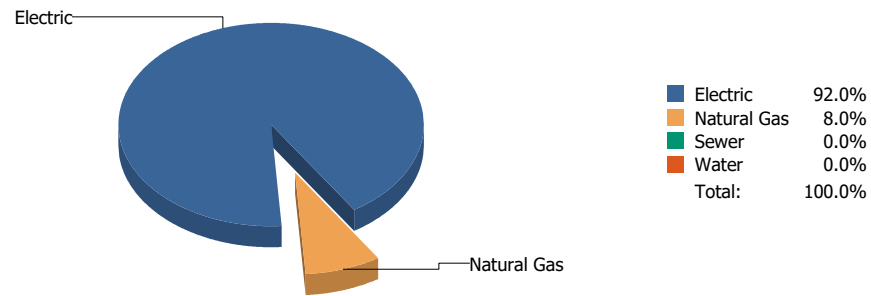


Cost

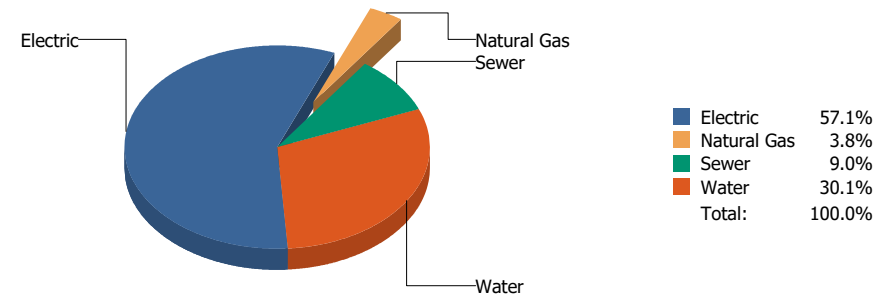


Commodity	Common Use	Energy Use	Energy Use / Area	Total Cost	Cost / Unit	Cost / Area
Place: [FRANKLIN9THGRADECENTER_2] FRANKLIN 9TH GRADE CENTER 053 [BUILDING]						
Area: 193,158 ft²						
Billing Period: Apr 2025						
ELECTRIC	106,395.00 kWh	363,020 Kbtu	1.879 Kbtu/ft²	\$10,736.35	\$0.101 /kWh	\$0.056 /ft²
NATURALGAS	2,443.00 CCF	253,095 Kbtu	1.310 Kbtu/ft²	\$1,212.61	\$0.496 /CCF	\$0.006 /ft²
SEWER	116.00 CCF			\$1,125.22	\$9.700 /CCF	\$0.006 /ft²
WATER	164.00 CCF			\$6,833.54	\$41.668 /CCF	\$0.035 /ft²
Totals:		616,115 Kbtu	3.190 Kbtu/ft²	\$19,907.72		

Energy

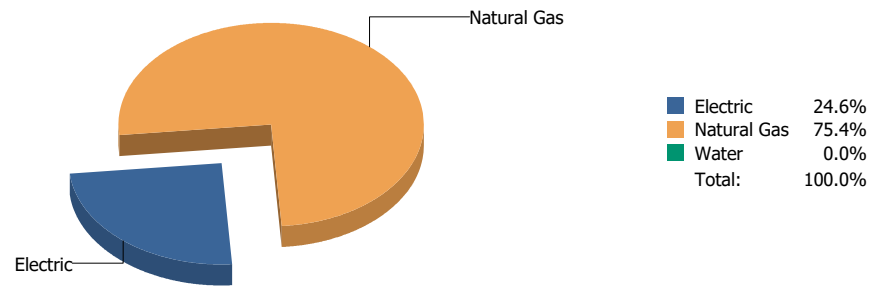


Cost

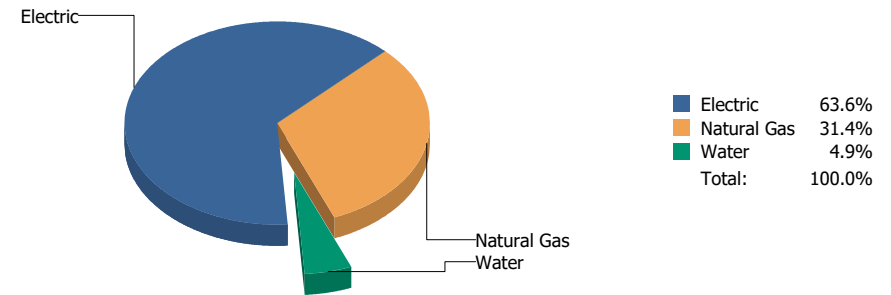


Commodity	Common Use	Energy Use	Energy Use / Area	Total Cost	Cost / Unit	Cost / Area
Place: [GABRIEL_NAVARETTEMIDDLE] GABRIEL NAVARRETE MIDDLE SCHOOL [BUILDING]						
Area: 0 ft²						
Billing Period: Apr 2025						
ELECTRIC	78,176.00 kWh	266,737 Kbtu		\$9,121.82	\$0.117 /kWh	
NATURALGAS	224.00 CCF	23,206 Kbtu		\$599.05	\$2.674 /CCF	
SEWER	41.00 CCF			\$1,442.51	\$35.183 /CCF	
WATER	455.00 CCF			\$4,798.37	\$10.546 /CCF	
Totals:		289,943 Kbtu		\$15,961.75		

Energy

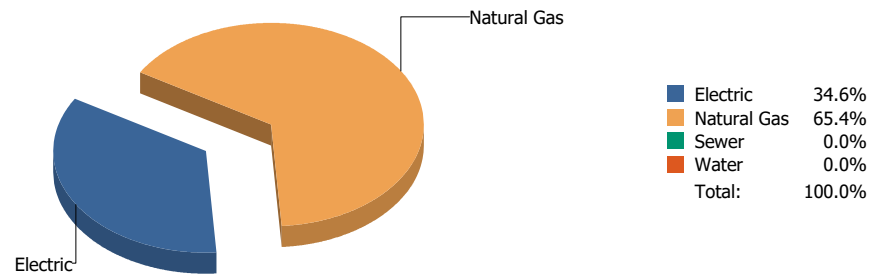


Cost

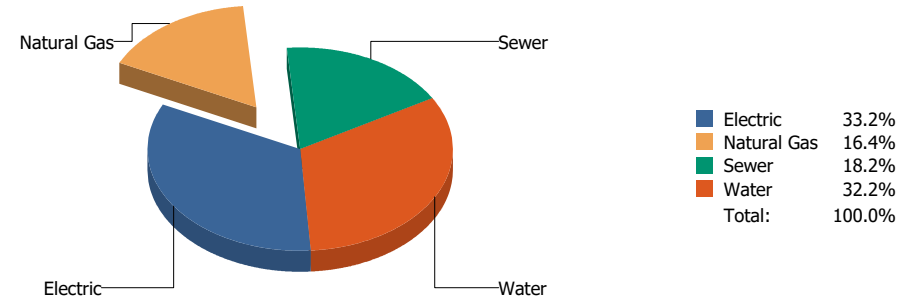


Commodity	Common Use	Energy Use	Energy Use / Area	Total Cost	Cost / Unit	Cost / Area
Place: [GAMBLE] JAMES GAMBLE WAREHOUSE [BUILDING]						
Area: 53,241 ft²						
Billing Period: Apr 2025						
ELECTRIC	17,188.00 kWh	58,645 Kbtu	1.102 Kbtu/ft²	\$1,894.39	\$0.110 /kWh	\$0.036 /ft²
NATURALGAS	1,739.00 CCF	180,160 Kbtu	3.384 Kbtu/ft²	\$936.22	\$0.538 /CCF	\$0.018 /ft²
WATER	0.00 CCF			\$146.43	\$0.000 /CCF	\$0.003 /ft²
Totals:		238,806 Kbtu	4.485 Kbtu/ft²	\$2,977.04		

Energy

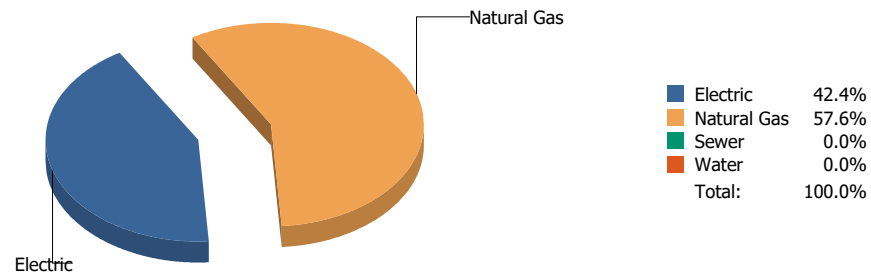


Cost

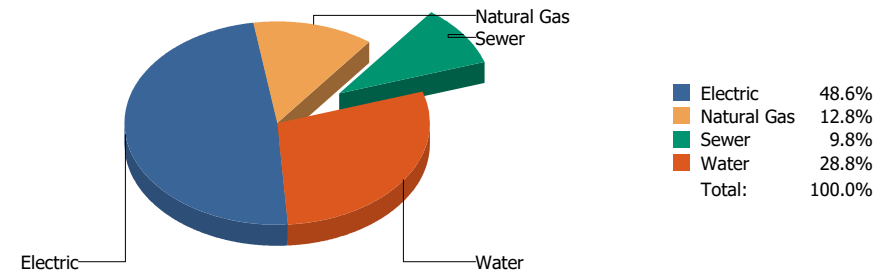


Commodity	Common Use	Energy Use	Energy Use / Area	Total Cost	Cost / Unit	Cost / Area
Place: [GREEN] GREEN ELEMENTARY SCHOOL 162 [BUILDING]						
Area: 88,156 ft²						
Billing Period: Apr 2025						
ELECTRIC	22,109.00 kWh	75,436 Kbtu	0.856 Kbtu/ft²	\$2,115.24	\$0.096 /kWh	\$0.024 /ft²
NATURALGAS	1,374.00 CCF	142,346 Kbtu	1.615 Kbtu/ft²	\$1,046.16	\$0.761 /CCF	\$0.012 /ft²
SEWER	79.00 CCF			\$1,155.11	\$14.622 /CCF	\$0.013 /ft²
WATER	293.00 CCF			\$2,045.43	\$6.981 /CCF	\$0.023 /ft²
Totals:		217,782 Kbtu	2.470 Kbtu/ft²	\$6,361.94		

Energy

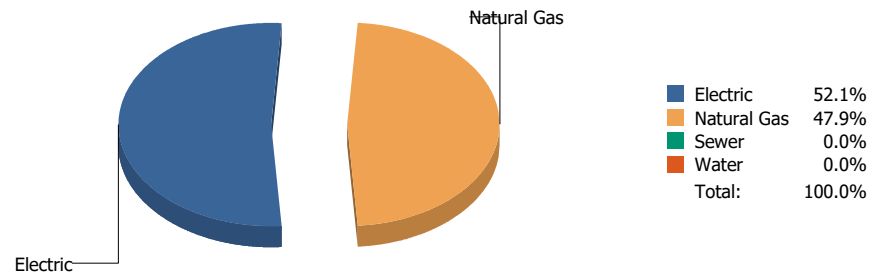


Cost

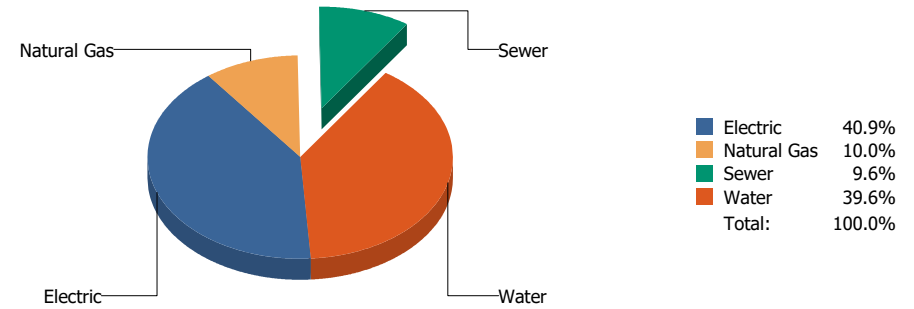


Commodity	Common Use	Energy Use	Energy Use / Area	Total Cost	Cost / Unit	Cost / Area
Place: [GUERRERO] ROSA GUERRERO ELEMENTARY 163 [BUILDING]						
Area: 88,641 ft²						
Billing Period: Apr 2025						
ELECTRIC	28,218.00 kWh	96,280 Kbtu	1.086 Kbtu/ft²	\$3,808.62	\$0.135 /kWh	\$0.043 /ft²
NATURALGAS	1,261.00 CCF	130,640 Kbtu	1.474 Kbtu/ft²	\$1,001.77	\$0.794 /CCF	\$0.011 /ft²
SEWER	41.00 CCF			\$767.58	\$18.721 /CCF	\$0.009 /ft²
WATER	460.00 CCF			\$2,261.04	\$4.915 /CCF	\$0.025 /ft²
Totals:		226,919 Kbtu	2.560 Kbtu/ft²	\$7,839.01		

Energy

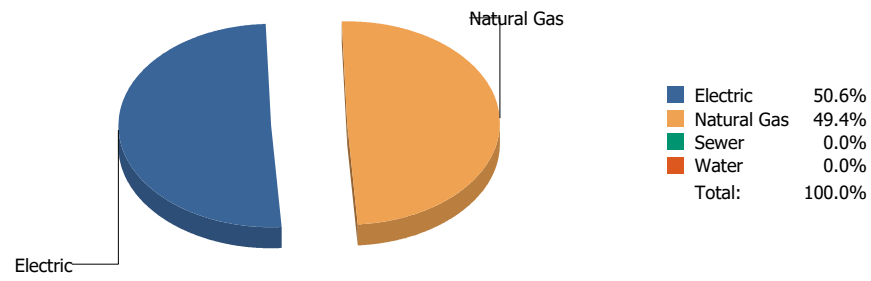


Cost

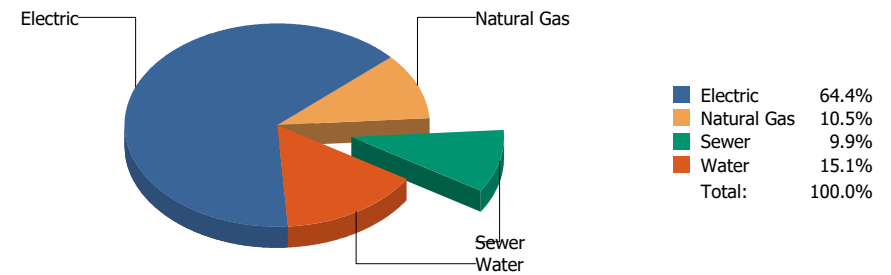


Commodity	Common Use	Energy Use	Energy Use / Area	Total Cost	Cost / Unit	Cost / Area
Place: [GUILLEN] GUILLEN MIDDLE SCHOOL 044 [BUILDING]						
Area: 223,773 ft²						
Billing Period: Apr 2025						
ELECTRIC	51,419.00 kWh	175,442 Kbtu	0.784 Kbtu/ft ²	\$4,926.29	\$0.096 /kWh	\$0.022 /ft ²
NATURALGAS	1,555.00 CCF	161,098 Kbtu	0.720 Kbtu/ft ²	\$1,205.00	\$0.775 /CCF	\$0.005 /ft ²
SEWER	131.00 CCF			\$1,152.51	\$8.798 /CCF	\$0.005 /ft ²
WATER	808.00 CCF			\$4,767.27	\$5.900 /CCF	\$0.021 /ft ²
Totals:		336,540 Kbtu	1.504 Kbtu/ft²	\$12,051.07		

Energy

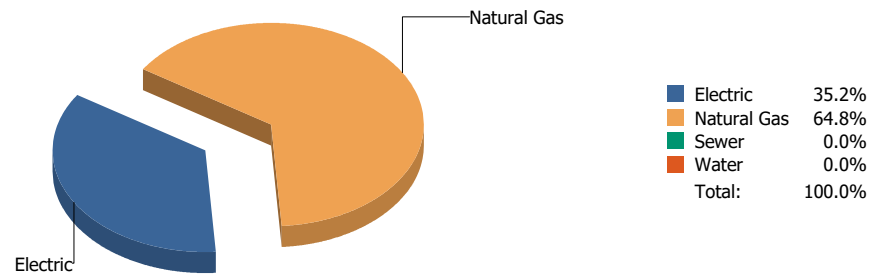


Cost

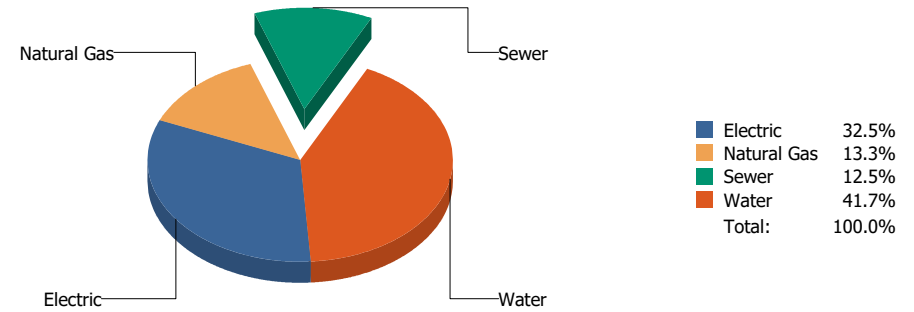


Commodity	Common Use	Energy Use	Energy Use / Area	Total Cost	Cost / Unit	Cost / Area
Place: [HART] HART ELEMENTARY SCHOOL 118 [BUILDING]						
Area: 63,357 ft²						
Billing Period: Apr 2025						
ELECTRIC	45,080.00 kWh	153,813 Kbtu	2.428 Kbtu/ft²	\$5,023.34	\$0.111 /kWh	\$0.079 /ft²
NATURALGAS	1,447.00 CCF	149,909 Kbtu	2.366 Kbtu/ft²	\$821.58	\$0.568 /CCF	\$0.013 /ft²
SEWER	85.00 CCF			\$771.53	\$9.077 /CCF	\$0.012 /ft²
WATER	163.00 CCF			\$1,178.12	\$7.228 /CCF	\$0.019 /ft²
Totals:		303,722 Kbtu	4.794 Kbtu/ft²	\$7,794.57		

Energy

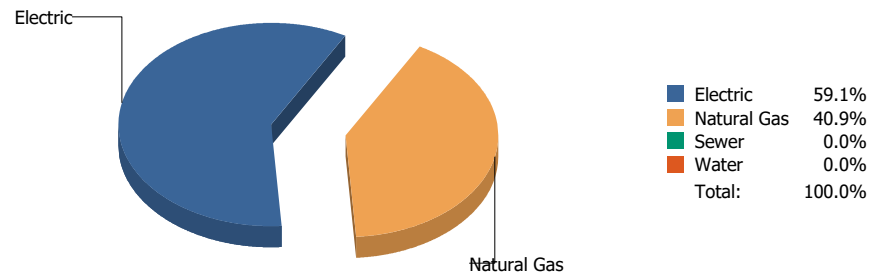


Cost

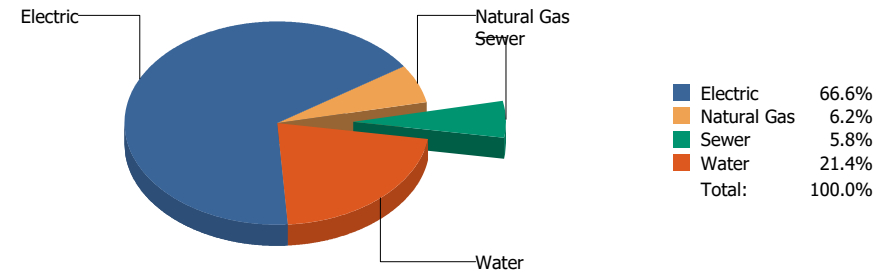


Commodity	Common Use	Energy Use	Energy Use / Area	Total Cost	Cost / Unit	Cost / Area
Place: [HAWKINS] HAWKINS ELEMENTARY SCHOOL 119 [BUILDING]						
Area: 57,207 ft²						
Billing Period: Apr 2025						
ELECTRIC	19,207.00 kWh	65,534 Kbtu	1.146 Kbtu/ft²	\$1,735.16	\$0.090 /kWh	\$0.030 /ft²
NATURALGAS	1,166.00 CCF	120,798 Kbtu	2.112 Kbtu/ft²	\$711.27	\$0.610 /CCF	\$0.012 /ft²
SEWER	70.00 CCF			\$668.90	\$9.556 /CCF	\$0.012 /ft²
WATER	345.00 CCF			\$2,230.59	\$6.465 /CCF	\$0.039 /ft²
Totals:		186,332 Kbtu	3.257 Kbtu/ft²	\$5,345.92		

Energy

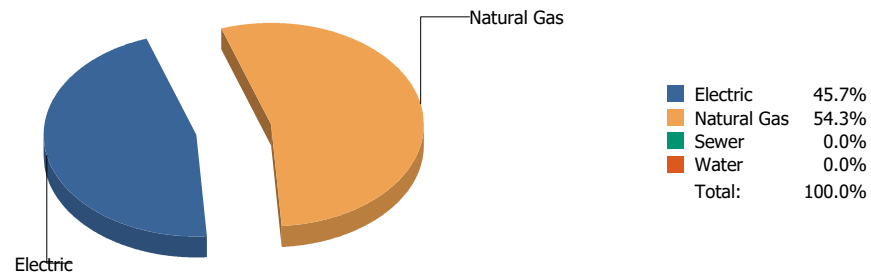


Cost

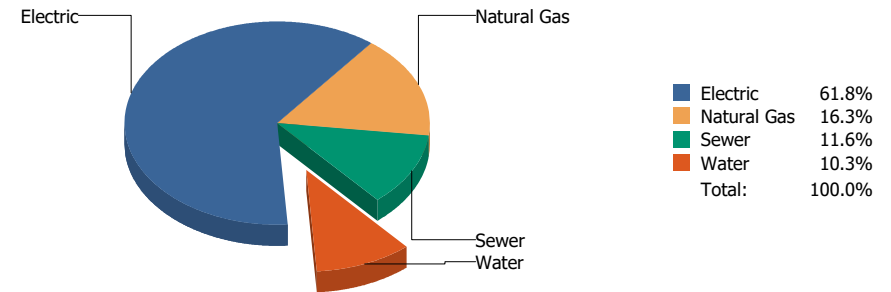


Commodity	Common Use	Energy Use	Energy Use / Area	Total Cost	Cost / Unit	Cost / Area
Place: [HERRERA_1] HERRERA ELEMENTARY SCHOOL 174 [BUILDING]						
Area: 86,275 ft²						
Billing Period: Apr 2025						
ELECTRIC	53,067.00 kWh	181,065 Kbtu	2.099 Kbtu/ft²	\$7,798.42	\$0.147 /kWh	\$0.090 /ft²
NATURALGAS	1,210.00 CCF	125,356 Kbtu	1.453 Kbtu/ft²	\$728.44	\$0.602 /CCF	\$0.008 /ft²
SEWER	10.00 CCF			\$676.84	\$67.684 /CCF	\$0.008 /ft²
WATER	208.00 CCF			\$2,505.28	\$12.045 /CCF	\$0.029 /ft²
Totals:		306,421 Kbtu	3.552 Kbtu/ft²	\$11,708.98		

Energy

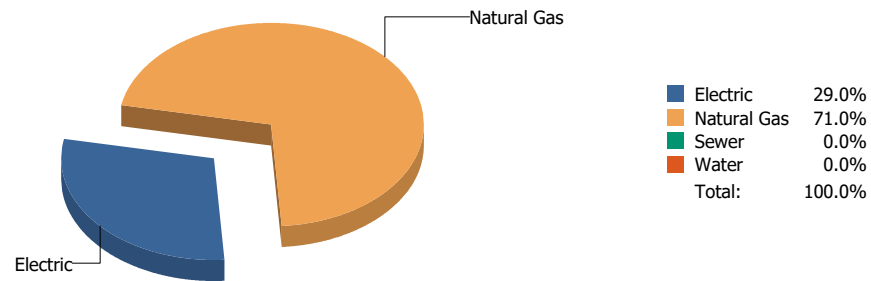


Cost

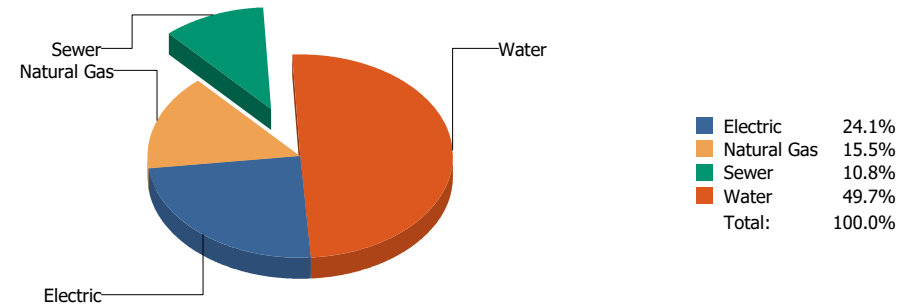


Commodity	Common Use	Energy Use	Energy Use / Area	Total Cost	Cost / Unit	Cost / Area
Place: [HILLSIDE] HILLSIDE ELEMENTARY SCHOOL 121 [BUILDING]						
Area: 80,656 ft²						
Billing Period: Apr 2025						
ELECTRIC	27,982.00 kWh	95,475 Kbtu	1.184 Kbtu/ft²	\$4,510.37	\$0.161 /kWh	\$0.056 /ft²
NATURALGAS	1,095.00 CCF	113,442 Kbtu	1.406 Kbtu/ft²	\$1,192.90	\$1.089 /CCF	\$0.015 /ft²
SEWER	59.00 CCF			\$847.95	\$14.372 /CCF	\$0.010 /ft²
WATER	91.00 CCF			\$750.51	\$8.247 /CCF	\$0.009 /ft²
Totals:		208,917 Kbtu	2.590 Kbtu/ft²	\$7,301.73		

Energy

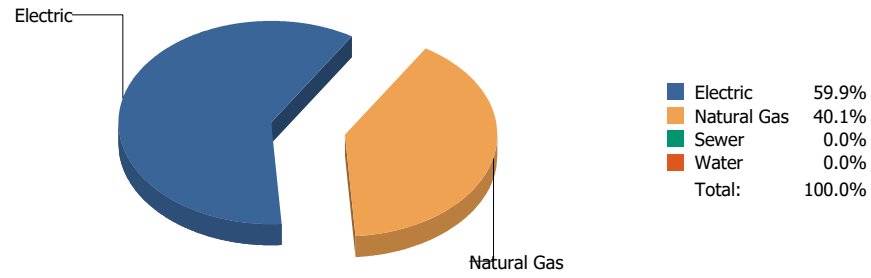


Cost

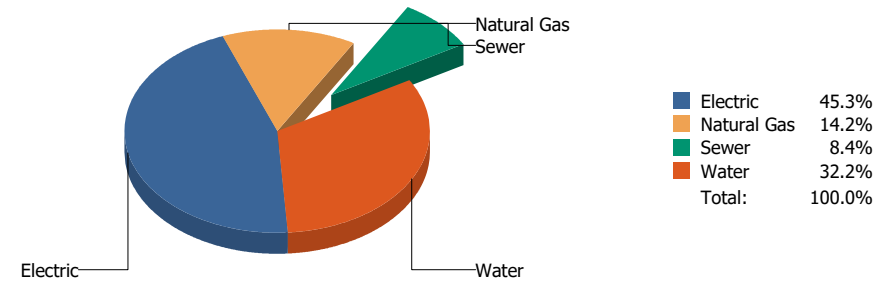


Commodity	Common Use	Energy Use	Energy Use / Area	Total Cost	Cost / Unit	Cost / Area
Place: [HOUSTON] HOUSTON-CCTA 122 [BUILDING]						
Area: 84,178 ft²						
Billing Period: Apr 2025						
ELECTRIC	17,713.00 kWh	60,437 Kbtu	0.718 Kbtu/ft²	\$1,662.52	\$0.094 /kWh	\$0.020 /ft²
NATURALGAS	1,426.00 CCF	147,734 Kbtu	1.755 Kbtu/ft²	\$1,066.59	\$0.748 /CCF	\$0.013 /ft²
SEWER	34.00 CCF			\$742.20	\$21.829 /CCF	\$0.009 /ft²
WATER	465.00 CCF			\$3,428.98	\$7.374 /CCF	\$0.041 /ft²
Totals:		208,170 Kbtu	2.473 Kbtu/ft²	\$6,900.29		

Energy

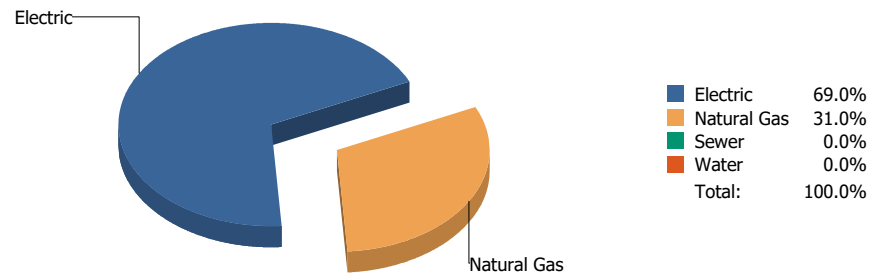


Cost

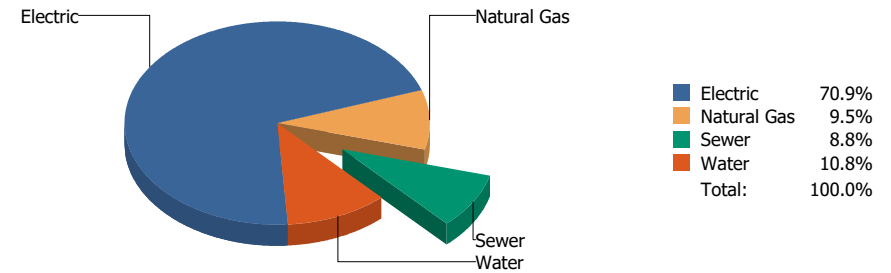


Commodity	Common Use	Energy Use	Energy Use / Area	Total Cost	Cost / Unit	Cost / Area
Place: [IRVIN] IRVIN HIGH SCHOOL 008 [BUILDING]						
Area: 303,804 ft²						
Billing Period: Apr 2025						
ELECTRIC	124,938.00 kWh	426,288 Kbtu	1.403 Kbtu/ft²	\$11,522.52	\$0.092 /kWh	\$0.038 /ft²
NATURALGAS	2,752.00 CCF	285,107 Kbtu	0.938 Kbtu/ft²	\$3,613.68	\$1.313 /CCF	\$0.012 /ft²
SEWER	406.00 CCF			\$2,129.36	\$5.245 /CCF	\$0.007 /ft²
WATER	1,207.00 CCF			\$8,193.82	\$6.789 /CCF	\$0.027 /ft²
Totals:		711,396 Kbtu	2.342 Kbtu/ft²	\$25,459.38		

Energy

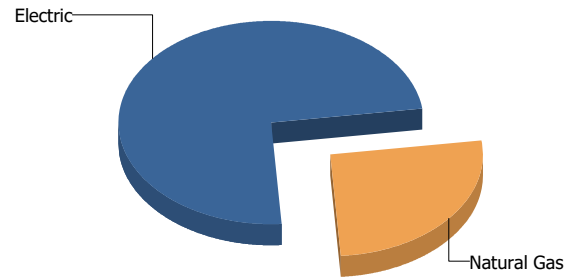


Cost



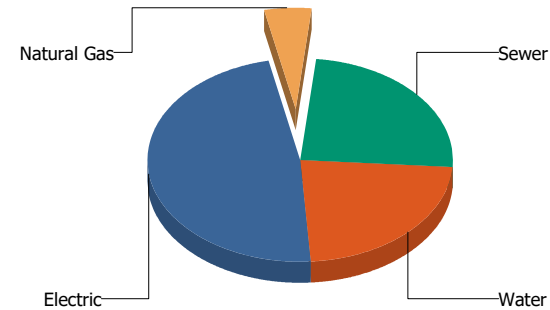
Commodity	Common Use	Energy Use	Energy Use / Area	Total Cost	Cost / Unit	Cost / Area
Place: [JEFFERSN] JEFFERSON HIGH SCHOOL 009 [BUILDING]						
Area: 257,708 ft²						
Billing Period: Apr 2025						
ELECTRIC	125,708.00 kWh	428,916 Kbtu	1.664 Kbtu/ft²	\$16,771.35	\$0.133 /kWh	\$0.065 /ft²
NATURALGAS	1,857.00 CCF	192,385 Kbtu	0.747 Kbtu/ft²	\$2,248.86	\$1.211 /CCF	\$0.008 /ft²
SEWER	260.00 CCF			\$2,092.16	\$8.047 /CCF	\$0.008 /ft²
WATER	366.00 CCF			\$2,554.72	\$6.980 /CCF	\$0.009 /ft²
Totals:		621,301 Kbtu	2.411 Kbtu/ft²	\$23,667.09		

Energy



Electric	73.9%
Natural Gas	26.1%
Sewer	0.0%
Water	0.0%
Total:	100.0%

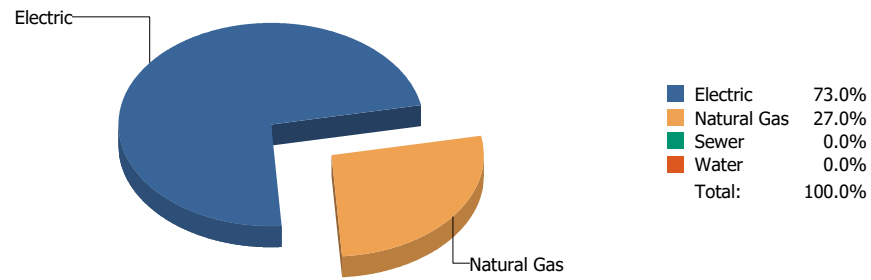
Cost



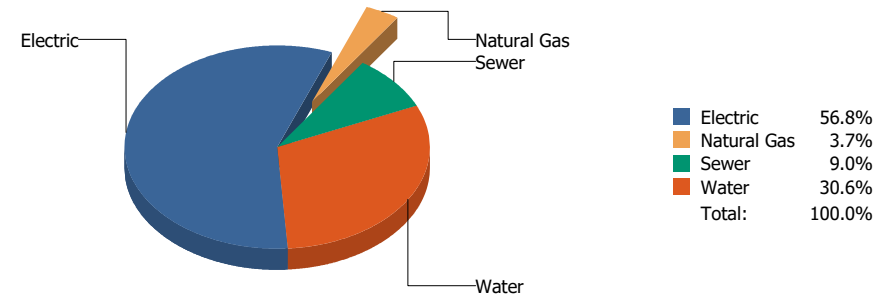
Electric	47.7%
Natural Gas	4.9%
Sewer	24.6%
Water	22.7%
Total:	100.0%

Commodity	Common Use	Energy Use	Energy Use / Area	Total Cost	Cost / Unit	Cost / Area
Place: [JOSEPH_E_TORRES] JOSEPH E. TORRES ELEMENTARY 158 [BUILDING]						
Area: 59,142 ft²						
Billing Period: Apr 2025						
ELECTRIC	46,067.00 kWh	157,181 Kbtu	2.658 Kbtu/ft²	\$5,355.71	\$0.116 /kWh	\$0.090 /ft²
NATURALGAS	535.00 CCF	55,426 Kbtu	0.937 Kbtu/ft²	\$554.56	\$1.037 /CCF	\$0.009 /ft²
SEWER	360.00 CCF			\$2,762.27	\$7.673 /CCF	\$0.047 /ft²
WATER	259.00 CCF			\$2,550.09	\$9.846 /CCF	\$0.043 /ft²
Totals:		212,607 Kbtu	3.595 Kbtu/ft²	\$11,222.63		

Energy

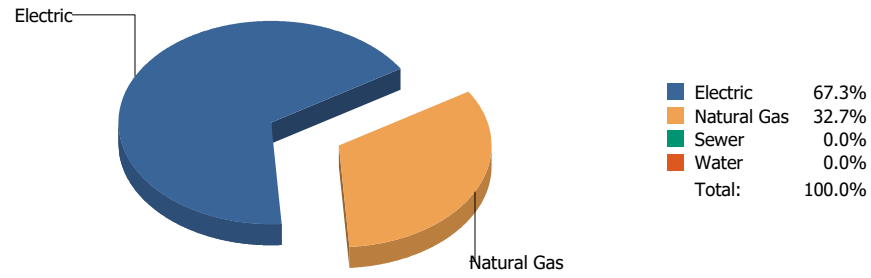


Cost

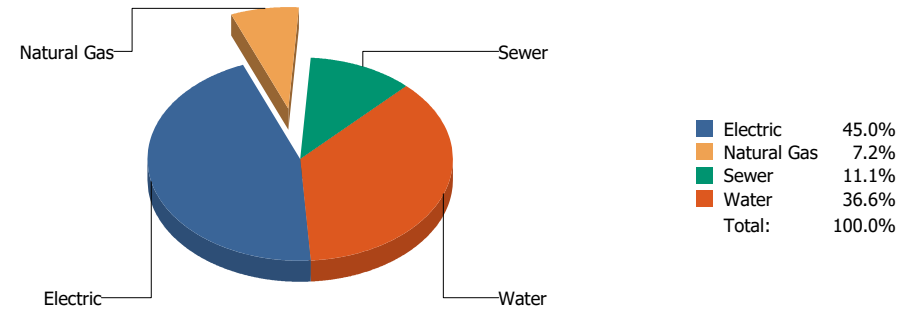


Commodity	Common Use	Energy Use	Energy Use / Area	Total Cost	Cost / Unit	Cost / Area
Place: [JV_TINAJERO_] J.V. TINAJERO PK-8 [BUILDING]						
Area: 312,312 ft²						
Billing Period: Apr 2025						
ELECTRIC	78,123.00 kWh	266,556 Kbtu	0.853 Kbtu/ft²	\$7,166.30	\$0.092 /kWh	\$0.023 /ft²
NATURALGAS	952.00 CCF	98,627 Kbtu	0.316 Kbtu/ft²	\$461.23	\$0.484 /CCF	\$0.001 /ft²
SEWER	69.00 CCF			\$1,129.73	\$16.373 /CCF	\$0.004 /ft²
WATER	462.00 CCF			\$3,853.32	\$8.341 /CCF	\$0.012 /ft²
Totals:		365,183 Kbtu	1.169 Kbtu/ft²	\$12,610.58		

Energy

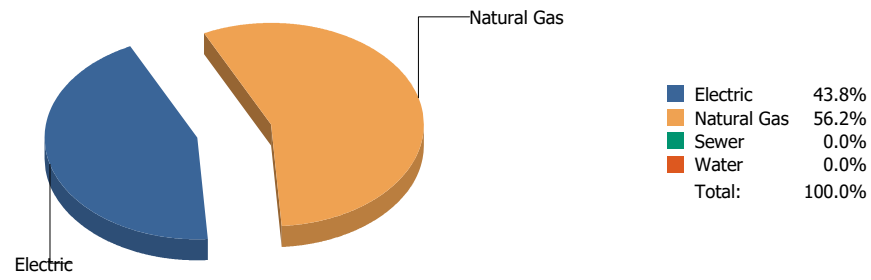


Cost

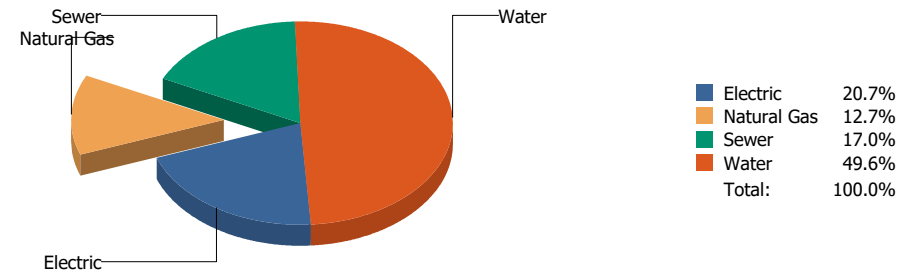


Commodity	Common Use	Energy Use	Energy Use / Area	Total Cost	Cost / Unit	Cost / Area
Place: [KOHLBERG] KOHLBERG ELEMENTARY SCHOOL [BUILDING]						
Area: 99,884 ft²						
Billing Period: Apr 2025						
ELECTRIC	30,481.00 kWh	104,001 Kbtu	1.041 Kbtu/ft²	\$4,343.02	\$0.142 /kWh	\$0.043 /ft²
NATURALGAS	488.00 CCF	50,557 Kbtu	0.506 Kbtu/ft²	\$698.25	\$1.431 /CCF	\$0.007 /ft²
SEWER	131.00 CCF			\$1,071.94	\$8.183 /CCF	\$0.011 /ft²
WATER	437.00 CCF			\$3,527.54	\$8.072 /CCF	\$0.035 /ft²
Totals:		154,558 Kbtu	1.547 Kbtu/ft²	\$9,640.75		

Energy



Cost

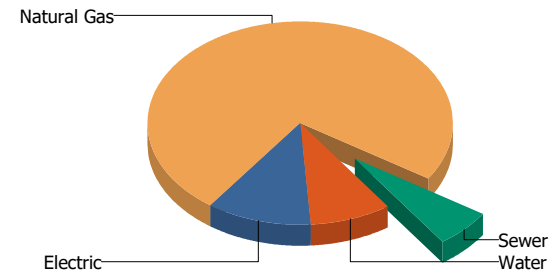


Commodity	Common Use	Energy Use	Energy Use / Area	Total Cost	Cost / Unit	Cost / Area
Place: [LAMAR] LAMAR ELEMENTARY SCHOOL 125 [BUILDING]						
Area: 76,252 ft²						
Billing Period: Apr 2025						
ELECTRIC	19,194.00 kWh	65,490 Kbtu	0.859 Kbtu/ft²	\$1,753.90	\$0.091 /kWh	\$0.023 /ft²
NATURALGAS	811.00 CCF	84,020 Kbtu	1.102 Kbtu/ft²	\$1,078.42	\$1.330 /CCF	\$0.014 /ft²
SEWER	103.00 CCF			\$1,446.05	\$14.039 /CCF	\$0.019 /ft²
WATER	495.00 CCF			\$4,203.73	\$8.492 /CCF	\$0.055 /ft²
Totals:		149,510 Kbtu	1.961 Kbtu/ft²	\$8,482.10		

Energy

Cost

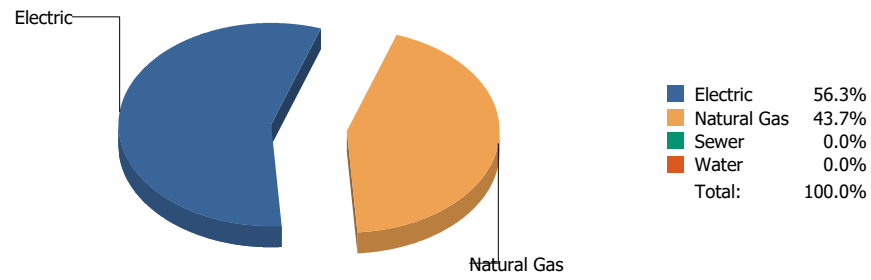
Electric	0.0%
Natural Gas	0.0%
Sewer	0.0%
Water	0.0%
Total:	100.0%



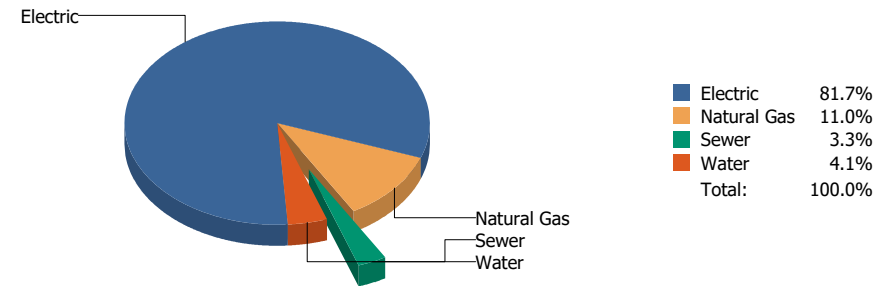
Electric	11.0%
Natural Gas	74.3%
Sewer	6.2%
Water	8.5%
Total:	100.0%

Commodity	Common Use	Energy Use	Energy Use / Area	Total Cost	Cost / Unit	Cost / Area
Place: [LIVE-MAT] LIVE MATERIAL CENTER 929 [BUILDING]						
Area: 2,483 ft ²						
Billing Period: Apr 2025						
ELECTRIC	0.00 kWh	0 Kbtu	0.000 Kbtu/ft ²	\$75.16	\$0.000 /kWh	\$0.030 /ft ²
NATURALGAS	0.00 CCF	0 Kbtu	0.000 Kbtu/ft ²	\$506.64	\$0.000 /CCF	\$0.204 /ft ²
SEWER	0.00 CCF			\$42.36	\$0.000 /CCF	\$0.017 /ft ²
WATER	0.00 CCF			\$57.80	\$0.000 /CCF	\$0.023 /ft ²
Totals:		0 Kbtu	0.000 Kbtu/ft²	\$681.96		

Energy

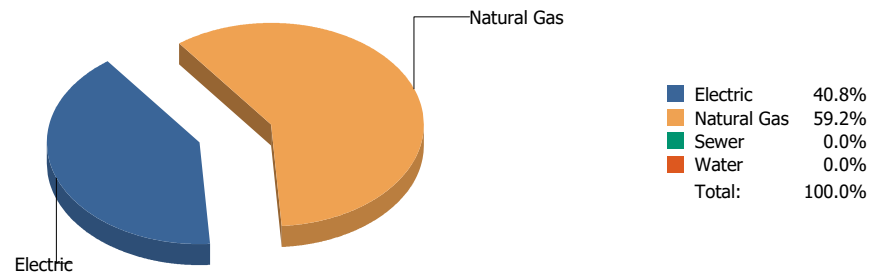


Cost

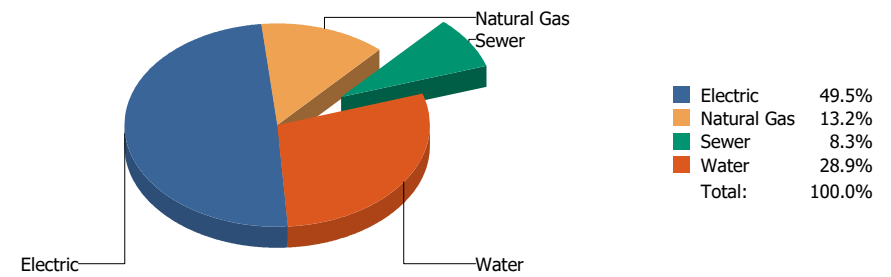


Commodity	Common Use	Energy Use	Energy Use / Area	Total Cost	Cost / Unit	Cost / Area
Place: [LOGAN] LOGAN ELEMENTARY SCHOOL 128 [BUILDING]						
Area: 72,248 ft²						
Billing Period: Apr 2025						
ELECTRIC	51,637.00 kWh	176,185 Kbtu	2.439 Kbtu/ft²	\$5,737.50	\$0.111 /kWh	\$0.079 /ft²
NATURALGAS	1,322.00 CCF	136,959 Kbtu	1.896 Kbtu/ft²	\$772.44	\$0.584 /CCF	\$0.011 /ft²
SEWER	10.00 CCF			\$228.70	\$22.870 /CCF	\$0.003 /ft²
WATER	27.00 CCF			\$287.49	\$10.648 /CCF	\$0.004 /ft²
Totals:		313,145 Kbtu	4.334 Kbtu/ft²	\$7,026.13		

Energy

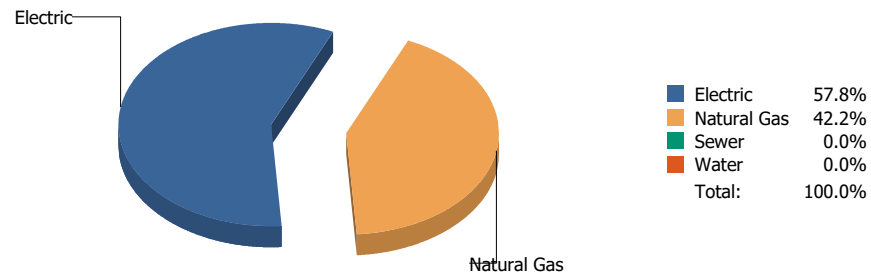


Cost

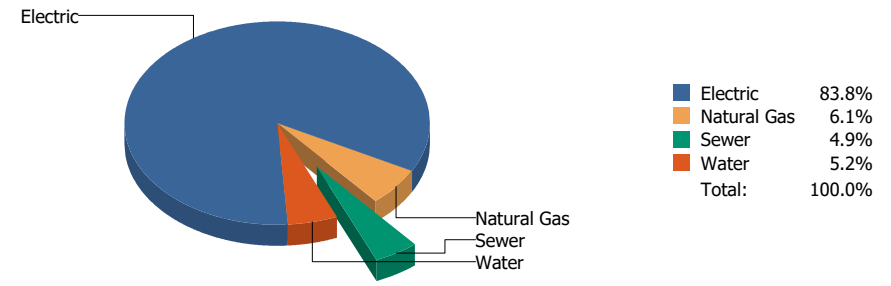


Commodity	Common Use	Energy Use	Energy Use / Area	Total Cost	Cost / Unit	Cost / Area
Place: [LUNDY_2] LUNDY ELEMENTARY SCHOOL 177 [BUILDING]						
Area: 112,731 ft²						
Billing Period: Apr 2025						
ELECTRIC	62,559.00 kWh	213,451 Kbtu	1.893 Kbtu/ft²	\$6,294.02	\$0.101 /kWh	\$0.056 /ft²
NATURALGAS	2,990.00 CCF	309,764 Kbtu	2.748 Kbtu/ft²	\$1,680.79	\$0.562 /CCF	\$0.015 /ft²
SEWER	100.00 CCF			\$1,057.54	\$10.575 /CCF	\$0.009 /ft²
WATER	426.00 CCF			\$3,678.50	\$8.635 /CCF	\$0.033 /ft²
Totals:		523,215 Kbtu	4.641 Kbtu/ft²	\$12,710.85		

Energy



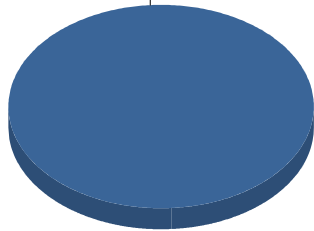
Cost



Commodity	Common Use	Energy Use	Energy Use / Area	Total Cost	Cost / Unit	Cost / Area
Place: [MACARHTUR_PK-8] MACARTHUR PK-8 129 [BUILDING]						
Area: 143,341 ft²						
Billing Period: Apr 2025						
ELECTRIC	87,068.00 kWh	297,076 Kbtu	2.073 Kbtu/ft²	\$14,652.14	\$0.168 /kWh	\$0.102 /ft²
NATURALGAS	2,092.00 CCF	216,731 Kbtu	1.512 Kbtu/ft²	\$1,074.78	\$0.514 /CCF	\$0.007 /ft²
SEWER	104.00 CCF			\$851.90	\$8.191 /CCF	\$0.006 /ft²
WATER	115.00 CCF			\$905.18	\$7.871 /CCF	\$0.006 /ft²
Totals:		513,807 Kbtu	3.585 Kbtu/ft²	\$17,484.00		

Energy

Electric

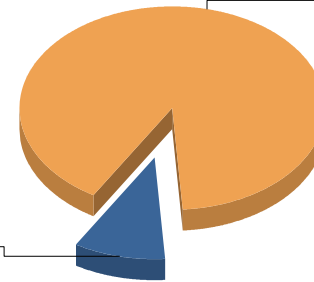


■ Electric 100.0%
 ■ Water 0.0%
 Total: 100.0%

Cost

Water

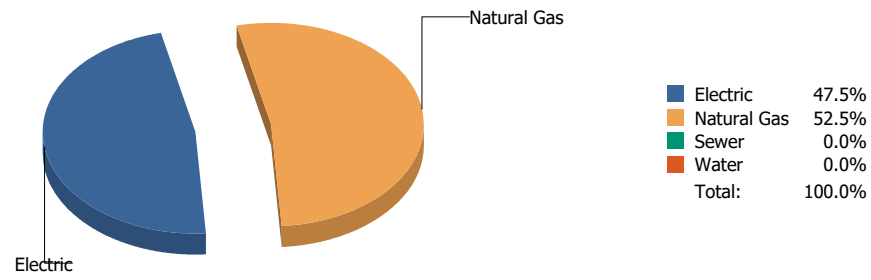
Electric



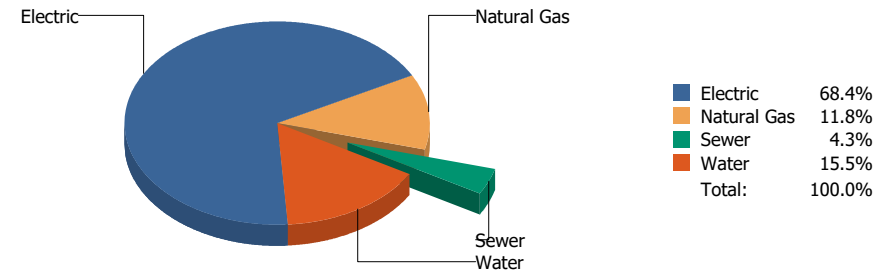
■ Electric 9.6%
 ■ Water 90.4%
 Total: 100.0%

Commodity	Common Use	Energy Use	Energy Use / Area	Total Cost	Cost / Unit	Cost / Area
Place: [MAGOFFIN] MAGOFFIN CUSTODIAL 047 [BUILDING]						
Area: 76,378 ft²						
Billing Period: Apr 2025						
ELECTRIC	1,280.00 kWh	4,367 Kbtu	0.057 Kbtu/ft²	\$149.16	\$0.117 /kWh	\$0.002 /ft²
WATER	77.00 CCF			\$1,403.96	\$18.233 /CCF	\$0.018 /ft²
Totals:		4,367 Kbtu	0.057 Kbtu/ft²	\$1,553.12		

Energy

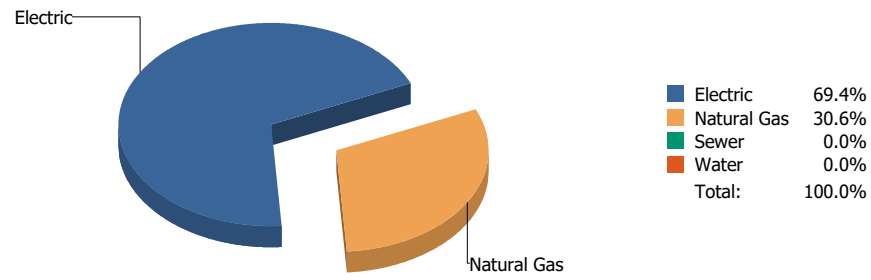


Cost

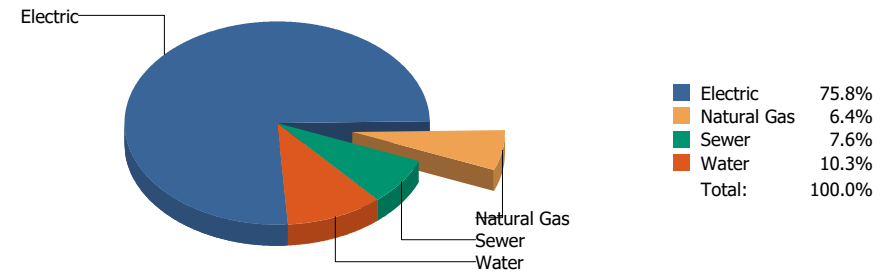


Commodity	Common Use	Energy Use	Energy Use / Area	Total Cost	Cost / Unit	Cost / Area
Place: [MAGOFFINNEWMIDDLESCHOOL] MAGOFFIN MIDDLE SCHOOL [BUILDING]						
Area: 116,136 ft²						
Billing Period: Apr 2025						
ELECTRIC	101,774.00 kWh	347,253 Kbtu	2.990 Kbtu/ft²	\$11,378.27	\$0.112 /kWh	\$0.098 /ft²
NATURALGAS	3,708.00 CCF	384,149 Kbtu	3.308 Kbtu/ft²	\$1,962.79	\$0.529 /CCF	\$0.017 /ft²
SEWER	18.00 CCF			\$710.68	\$39.482 /CCF	\$0.006 /ft²
WATER	236.00 CCF			\$2,578.72	\$10.927 /CCF	\$0.022 /ft²
Totals:		731,402 Kbtu	6.298 Kbtu/ft²	\$16,630.46		

Energy

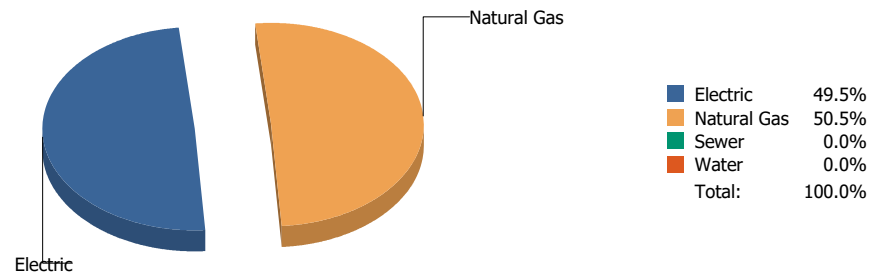


Cost

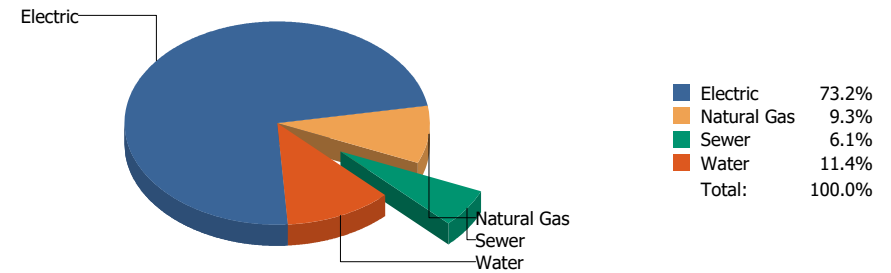


Commodity	Common Use	Energy Use	Energy Use / Area	Total Cost	Cost / Unit	Cost / Area
Place: [MAXINE] MAXINE SILVA HEALTH MAGNET 011 [BUILDING]						
Area: 80,909 ft²						
Billing Period: Apr 2025						
ELECTRIC	57,026.00 kWh	194,573 Kbtu	2.405 Kbtu/ft²	\$6,876.48	\$0.121 /kWh	\$0.085 /ft²
NATURALGAS	828.00 CCF	85,781 Kbtu	1.060 Kbtu/ft²	\$578.46	\$0.699 /CCF	\$0.007 /ft²
SEWER	65.00 CCF			\$686.93	\$10.568 /CCF	\$0.008 /ft²
WATER	120.00 CCF			\$932.06	\$7.767 /CCF	\$0.011 /ft²
Totals:		280,354 Kbtu	3.465 Kbtu/ft²	\$9,073.93		

Energy



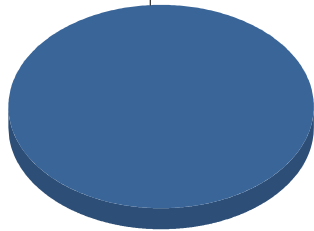
Cost



Commodity	Common Use	Energy Use	Energy Use / Area	Total Cost	Cost / Unit	Cost / Area
Place: [MESITA] MESITA ELEMENTARY SCHOOL 130 [BUILDING]						
Area: 100,583 ft²						
Billing Period: Apr 2025						
ELECTRIC	63,563.00 kWh	216,877 Kbtu	2.156 Kbtu/ft²	\$10,637.31	\$0.167 /kWh	\$0.106 /ft²
NATURALGAS	2,132.00 CCF	220,875 Kbtu	2.196 Kbtu/ft²	\$1,343.81	\$0.630 /CCF	\$0.013 /ft²
SEWER	59.00 CCF			\$884.11	\$14.985 /CCF	\$0.009 /ft²
WATER	156.00 CCF			\$1,659.69	\$10.639 /CCF	\$0.016 /ft²
Totals:		437,752 Kbtu	4.352 Kbtu/ft²	\$14,524.92		

Energy

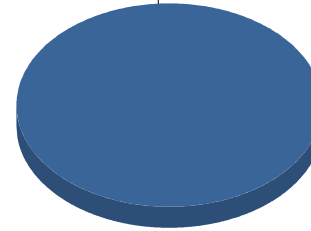
Electric



■ Electric 100.0%
Total: 100.0%

Cost

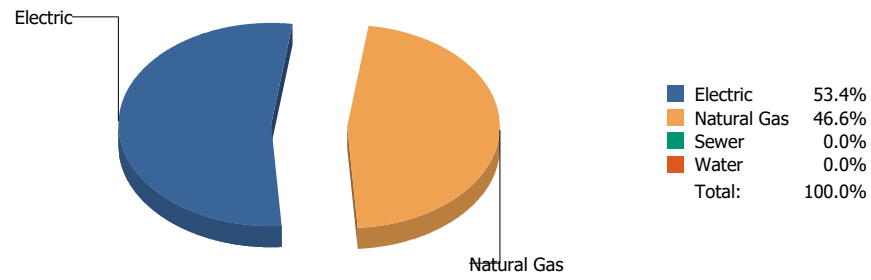
Electric



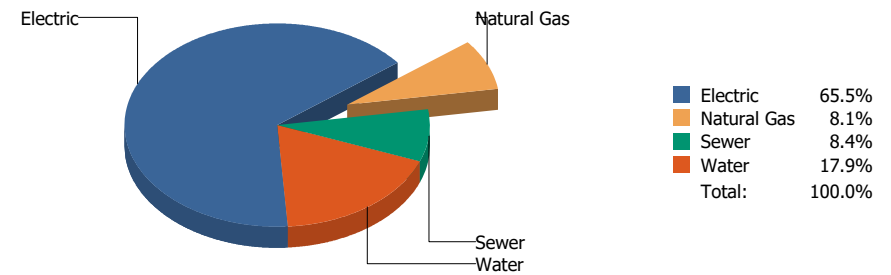
■ Electric 100.0%
Total: 100.0%

Commodity	Common Use	Energy Use	Energy Use / Area	Total Cost	Cost / Unit	Cost / Area
Place: [MILAM] MILAM ELEMENTARY SCHOOL 131 [BUILDING]						
Area: 63,641 ft ²						
Billing Period: Apr 2025						
ELECTRIC	15,202.00 kWh	51,869 Kbtu	0.815 Kbtu/ft ²	\$1,711.28	\$0.113 /kWh	\$0.027 /ft ²
Totals:		51,869 Kbtu	0.815 Kbtu/ft²	\$1,711.28		

Energy

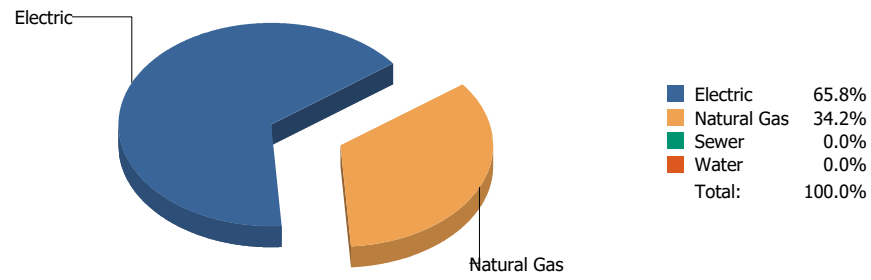


Cost

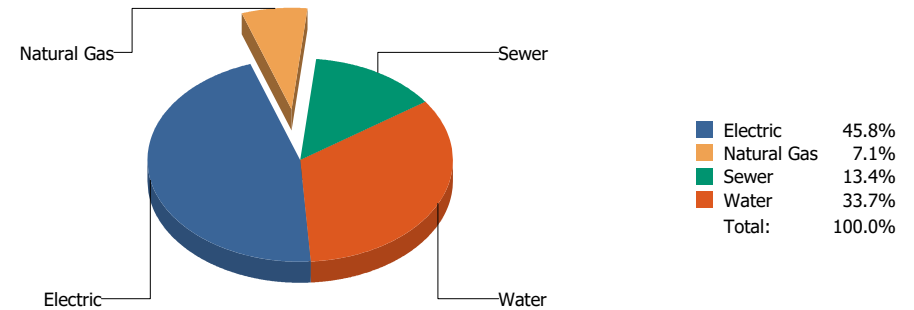


Commodity	Common Use	Energy Use	Energy Use / Area	Total Cost	Cost / Unit	Cost / Area
Place: [MOYE_2] MOYE ELEMENTARY SCHOOL [BUILDING]						
Area: 93,197 ft²						
Billing Period: Apr 2025						
ELECTRIC	44,063.00 kWh	150,343 Kbtu	1.613 Kbtu/ft²	\$6,037.56	\$0.137 /kWh	\$0.065 /ft²
NATURALGAS	1,265.00 CCF	131,054 Kbtu	1.406 Kbtu/ft²	\$750.05	\$0.593 /CCF	\$0.008 /ft²
SEWER	41.00 CCF			\$774.13	\$18.881 /CCF	\$0.008 /ft²
WATER	206.00 CCF			\$1,652.71	\$8.023 /CCF	\$0.018 /ft²
Totals:		281,397 Kbtu	3.019 Kbtu/ft²	\$9,214.45		

Energy

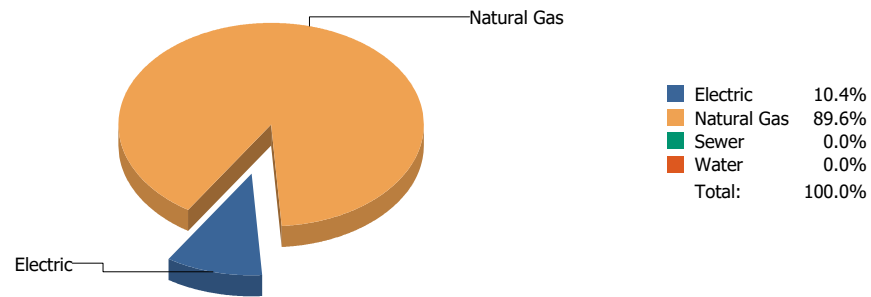


Cost

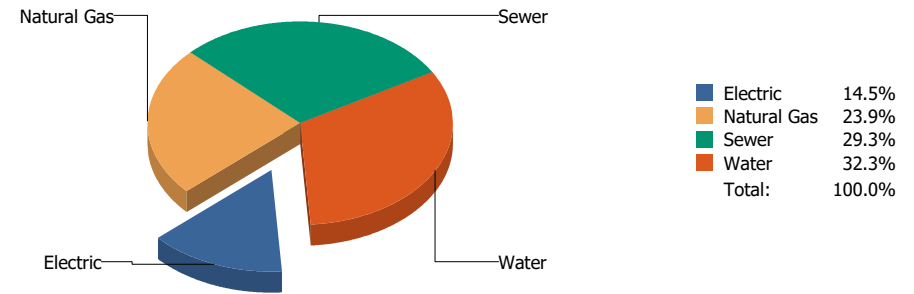


Commodity	Common Use	Energy Use	Energy Use / Area	Total Cost	Cost / Unit	Cost / Area
Place: [MURPHREE-PK-8] CHARLES Q. MURPHREE PK-8 [BUILDING]						
Area: 87,993 ft²						
Billing Period: Apr 2025						
ELECTRIC	70,140.00 kWh	239,318 Kbtu	2.720 Kbtu/ft²	\$7,997.31	\$0.114 /kWh	\$0.091 /ft²
NATURALGAS	1,201.00 CCF	124,424 Kbtu	1.414 Kbtu/ft²	\$1,231.53	\$1.025 /CCF	\$0.014 /ft²
SEWER	157.00 CCF			\$2,345.17	\$14.937 /CCF	\$0.027 /ft²
WATER	1,169.00 CCF			\$5,875.94	\$5.026 /CCF	\$0.066 /ft²
Totals:		363,741 Kbtu	4.134 Kbtu/ft²	\$17,449.95		

Energy

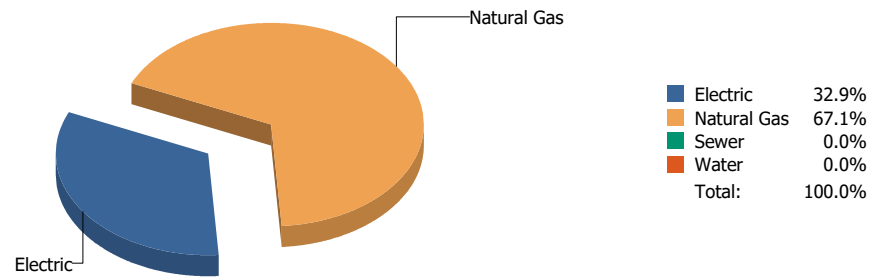


Cost

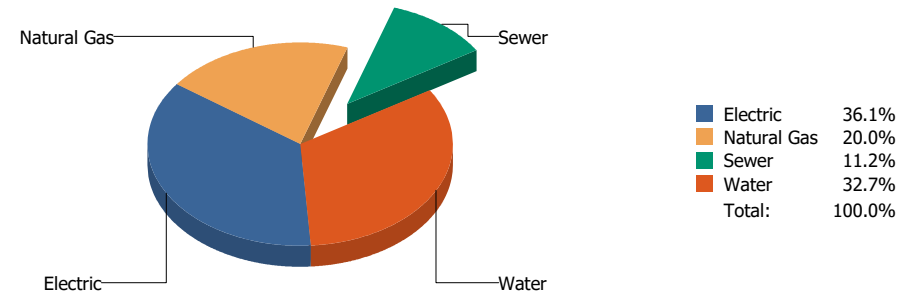


Commodity	Common Use	Energy Use	Energy Use / Area	Total Cost	Cost / Unit	Cost / Area
Place: [NETTRANSPORTATION] N.E. TRANSPORTATION 826 [BUILDING]						
Area: 5,995 ft²						
Billing Period: Apr 2025						
ELECTRIC	3,436.00 kWh	11,724 Kbtu	1.956 Kbtu/ft²	\$387.23	\$0.113 /kWh	\$0.065 /ft²
NATURALGAS	980.00 CCF	101,528 Kbtu	16.935 Kbtu/ft²	\$638.15	\$0.651 /CCF	\$0.106 /ft²
SEWER	35.00 CCF			\$782.59	\$22.360 /CCF	\$0.131 /ft²
WATER	87.00 CCF			\$860.83	\$9.895 /CCF	\$0.144 /ft²
Totals:		113,252 Kbtu	18.891 Kbtu/ft²	\$2,668.80		

Energy

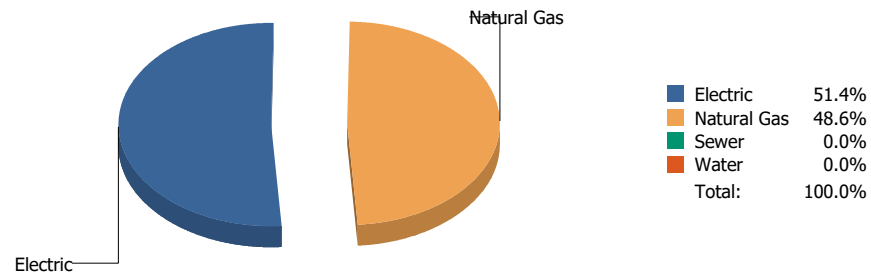


Cost

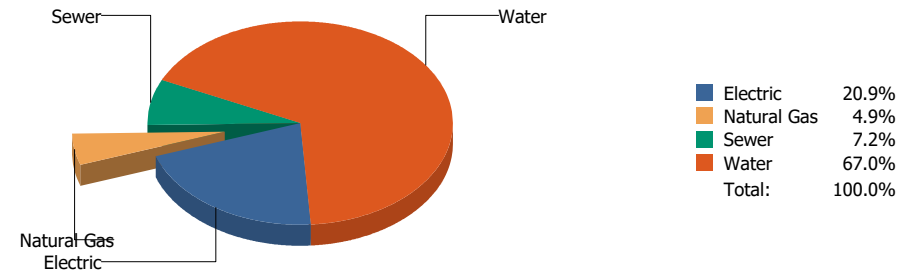


Commodity	Common Use	Energy Use	Energy Use / Area	Total Cost	Cost / Unit	Cost / Area
Place: [NEWMAN] NEWMAN ELEMENTARY SCHOOL 133 [BUILDING]						
Area: 73,291 ft²						
Billing Period: Apr 2025						
ELECTRIC	17,514.00 kWh	59,758 Kbtu	0.815 Kbtu/ft²	\$2,208.37	\$0.126 /kWh	\$0.030 /ft²
NATURALGAS	1,179.00 CCF	122,144 Kbtu	1.667 Kbtu/ft²	\$1,222.93	\$1.037 /CCF	\$0.017 /ft²
SEWER	82.00 CCF			\$681.39	\$8.310 /CCF	\$0.009 /ft²
WATER	252.00 CCF			\$1,997.50	\$7.927 /CCF	\$0.027 /ft²
Totals:		181,902 Kbtu	2.482 Kbtu/ft²	\$6,110.19		

Energy

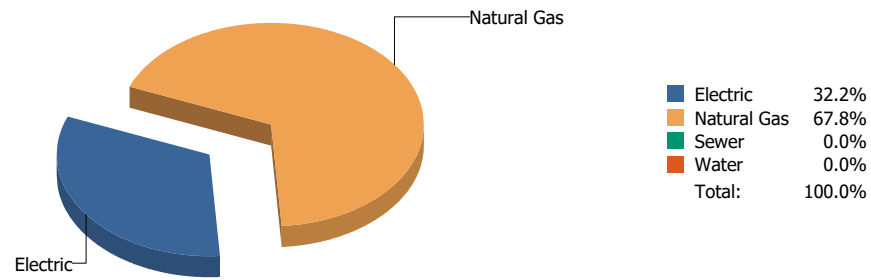


Cost

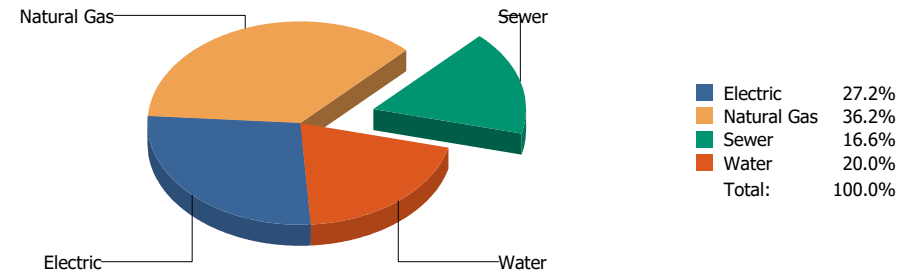


Commodity	Common Use	Energy Use	Energy Use / Area	Total Cost	Cost / Unit	Cost / Area
Place: [NIXON] L.A. NIXON ELEMENTARY SCHOOL 161 [BUILDING]						
Area: 76,873 ft²						
Billing Period: Apr 2025						
ELECTRIC	26,139.00 kWh	89,186 Kbtu	1.160 Kbtu/ft²	\$3,487.60	\$0.133 /kWh	\$0.045 /ft²
NATURALGAS	813.00 CCF	84,227 Kbtu	1.096 Kbtu/ft²	\$825.87	\$1.016 /CCF	\$0.011 /ft²
SEWER	108.00 CCF			\$1,199.12	\$11.103 /CCF	\$0.016 /ft²
WATER	1,053.00 CCF			\$11,207.50	\$10.643 /CCF	\$0.146 /ft²
Totals:		173,413 Kbtu	2.256 Kbtu/ft²	\$16,720.09		

Energy

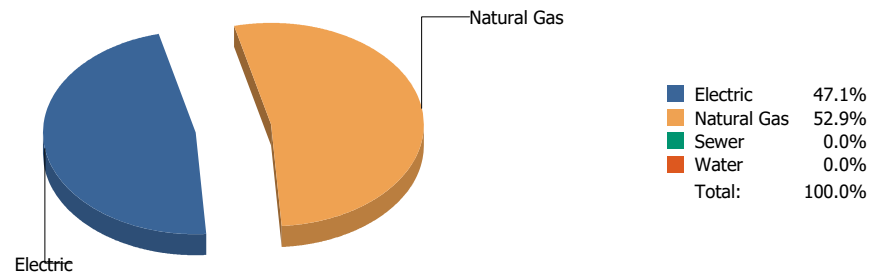


Cost

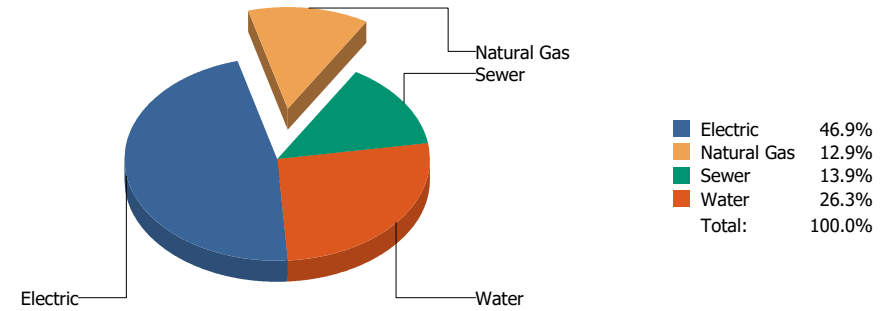


Commodity	Common Use	Energy Use	Energy Use / Area	Total Cost	Cost / Unit	Cost / Area
Place: [OCC-CTR] OCCUPATIONAL CTR. [BUILDING]						
Area: 11,845 ft²						
Billing Period: Apr 2025						
ELECTRIC	2,533.00 kWh	8,643 Kbtu	0.730 Kbtu/ft²	\$241.80	\$0.095 /kWh	\$0.020 /ft²
NATURALGAS	176.00 CCF	18,234 Kbtu	1.539 Kbtu/ft²	\$322.46	\$1.832 /CCF	\$0.027 /ft²
SEWER	0.00 CCF			\$148.13	\$0.000 /CCF	\$0.013 /ft²
WATER	15.00 CCF			\$178.13	\$11.875 /CCF	\$0.015 /ft²
Totals:		26,876 Kbtu	2.269 Kbtu/ft²	\$890.52		

Energy

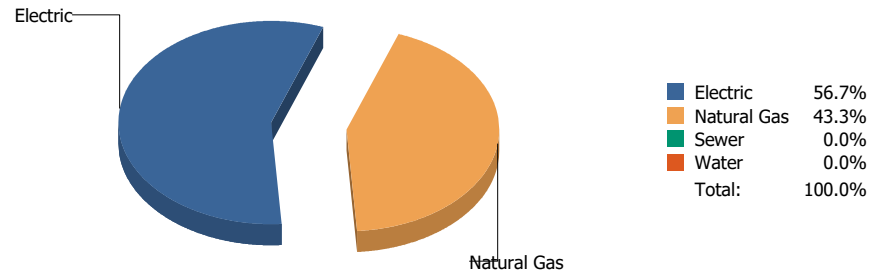


Cost

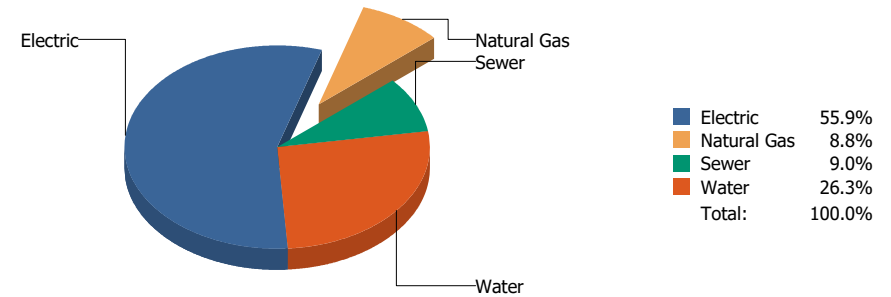


Commodity	Common Use	Energy Use	Energy Use / Area	Total Cost	Cost / Unit	Cost / Area
Place: [PARK] PARK ELEMENTARY SCHOOL 134 [BUILDING]						
Area: 63,609 ft²						
Billing Period: Apr 2025						
ELECTRIC	26,253.00 kWh	89,575 Kbtu	1.408 Kbtu/ft²	\$3,215.82	\$0.122 /kWh	\$0.050 /ft²
NATURALGAS	971.00 CCF	100,596 Kbtu	1.581 Kbtu/ft²	\$887.95	\$0.914 /CCF	\$0.014 /ft²
SEWER	91.00 CCF			\$956.62	\$10.512 /CCF	\$0.015 /ft²
WATER	278.00 CCF			\$1,802.63	\$6.484 /CCF	\$0.028 /ft²
Totals:		190,171 Kbtu	2.990 Kbtu/ft²	\$6,863.02		

Energy

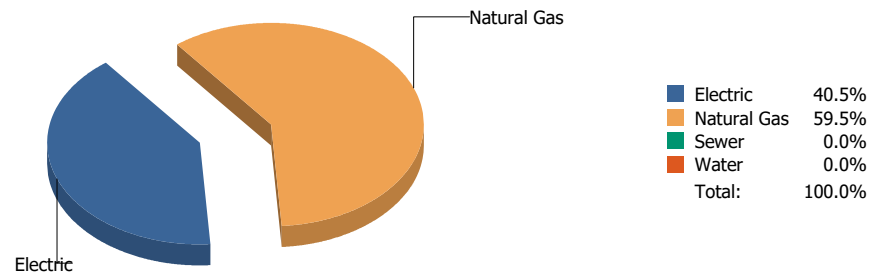


Cost

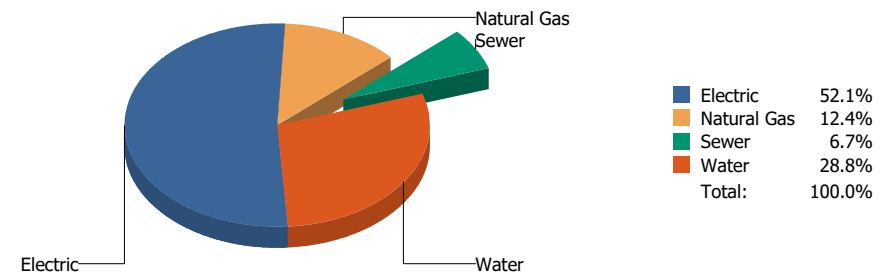


Commodity	Common Use	Energy Use	Energy Use / Area	Total Cost	Cost / Unit	Cost / Area
Place: [PAUL-MORENO_1] PAUL MORENO ELEMENTARY SCHOOL 167 [BUILDING]						
Area: 87,824 ft²						
Billing Period: Apr 2025						
ELECTRIC	32,787.00 kWh	111,869 Kbtu	1.274 Kbtu/ft²	\$5,293.39	\$0.161 /kWh	\$0.060 /ft²
NATURALGAS	825.00 CCF	85,470 Kbtu	0.973 Kbtu/ft²	\$830.57	\$1.007 /CCF	\$0.009 /ft²
SEWER	70.00 CCF			\$851.98	\$12.171 /CCF	\$0.010 /ft²
WATER	400.00 CCF			\$2,487.25	\$6.218 /CCF	\$0.028 /ft²
Totals:		197,339 Kbtu	2.247 Kbtu/ft²	\$9,463.19		

Energy

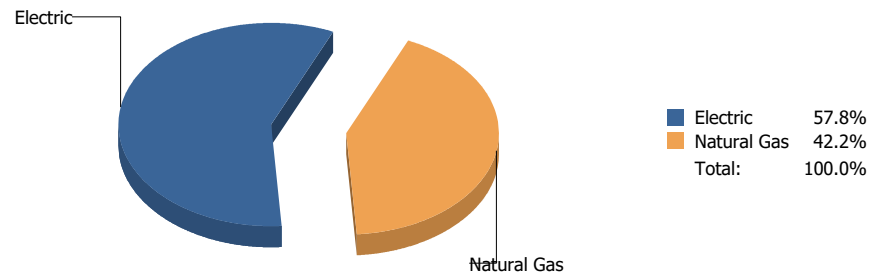


Cost

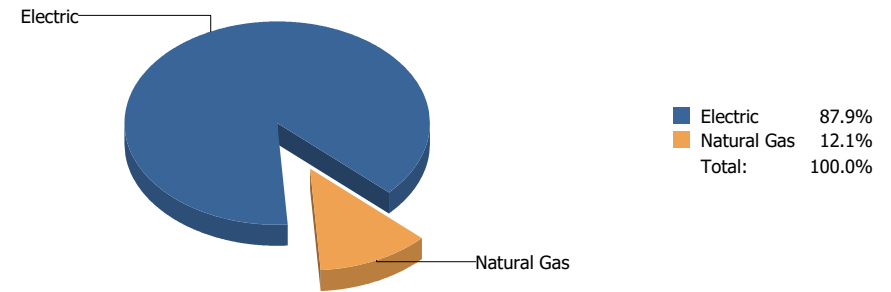


Commodity	Common Use	Energy Use	Energy Use / Area	Total Cost	Cost / Unit	Cost / Area
Place: [POLK] POLK ELEMENTARY SCHOOL 159 [BUILDING]						
Area: 67,321 ft²						
Billing Period: Apr 2025						
ELECTRIC	38,580.00 kWh	131,635 Kbtu	1.955 Kbtu/ft²	\$5,205.84	\$0.135 /kWh	\$0.077 /ft²
NATURALGAS	1,864.00 CCF	193,110 Kbtu	2.869 Kbtu/ft²	\$1,238.59	\$0.664 /CCF	\$0.018 /ft²
SEWER	62.00 CCF			\$674.24	\$10.875 /CCF	\$0.010 /ft²
WATER	307.00 CCF			\$2,882.66	\$9.390 /CCF	\$0.043 /ft²
Totals:		324,745 Kbtu	4.824 Kbtu/ft²	\$10,001.33		

Energy

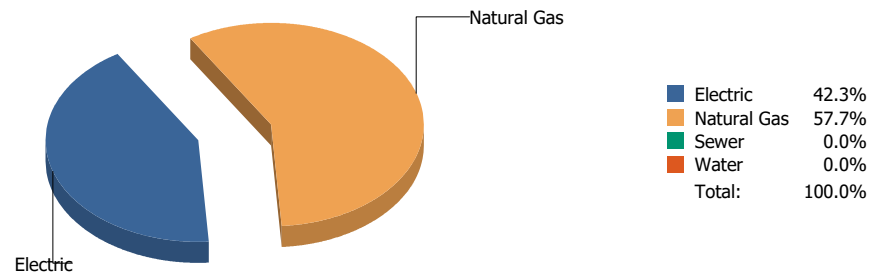


Cost

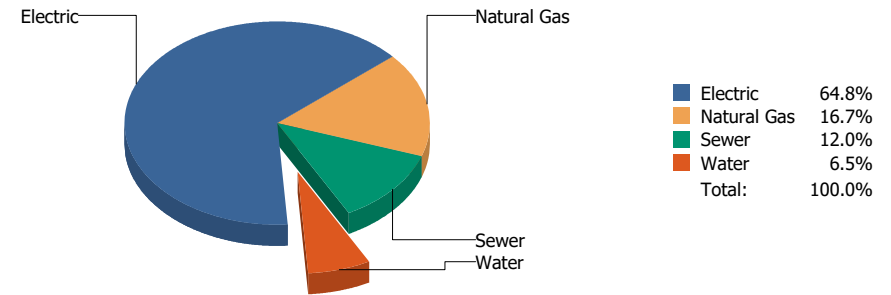


Commodity	Common Use	Energy Use	Energy Use / Area	Total Cost	Cost / Unit	Cost / Area
Place: [POWELL_2] POWELL ELEMENTARY SCHOOL 175 [BUILDING]						
Area: 79,770 ft²						
Billing Period: Apr 2025						
ELECTRIC	53,245.00 kWh	181,672 Kbtu	2.277 Kbtu/ft²	\$5,502.82	\$0.103 /kWh	\$0.069 /ft²
NATURALGAS	1,280.00 CCF	132,608 Kbtu	1.662 Kbtu/ft²	\$755.93	\$0.591 /CCF	\$0.009 /ft²
Totals:		314,280 Kbtu	3.940 Kbtu/ft²	\$6,258.75		

Energy

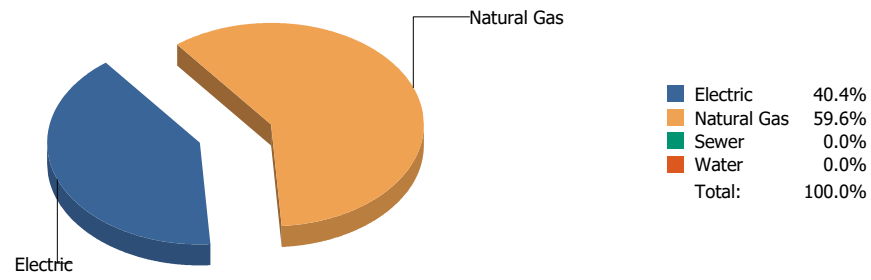


Cost

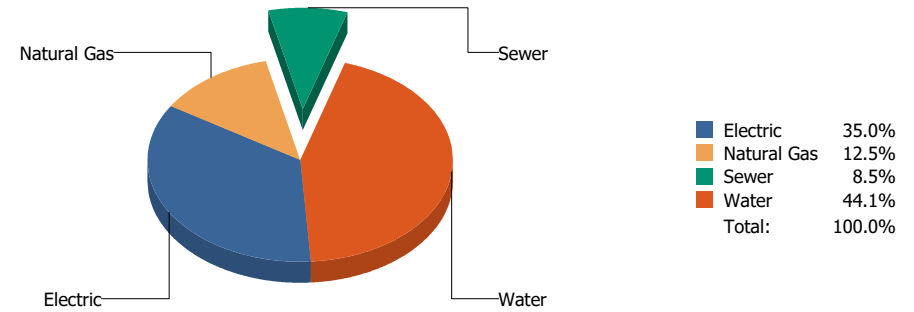


Commodity	Common Use	Energy Use	Energy Use / Area	Total Cost	Cost / Unit	Cost / Area
Place: [PROFESSIONAL-DEV] PROF DEVELOPMENT CENTER931 [BUILDING]						
Area: 18,400 ft²						
Billing Period: Apr 2025						
ELECTRIC	8,253.00 kWh	28,159 Kbtu	1.530 Kbtu/ft²	\$1,553.25	\$0.188 /kWh	\$0.084 /ft²
NATURALGAS	371.00 CCF	38,436 Kbtu	2.089 Kbtu/ft²	\$399.03	\$1.076 /CCF	\$0.022 /ft²
SEWER	33.00 CCF			\$287.72	\$8.719 /CCF	\$0.016 /ft²
WATER	3.00 CCF			\$156.57	\$52.190 /CCF	\$0.008 /ft²
Totals:		66,595 Kbtu	3.619 Kbtu/ft²	\$2,396.57		

Energy

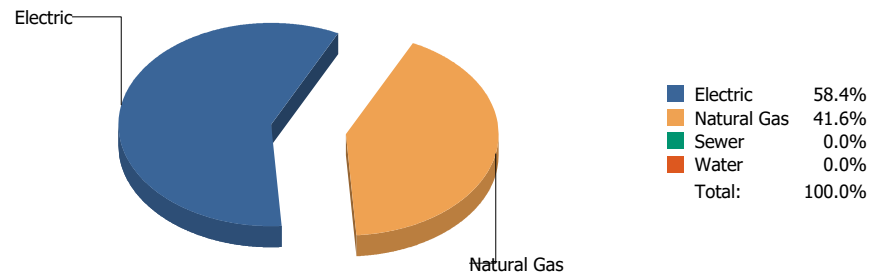


Cost

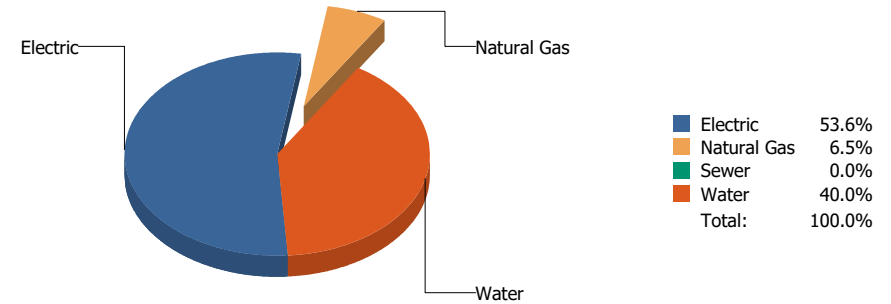


Commodity	Common Use	Energy Use	Energy Use / Area	Total Cost	Cost / Unit	Cost / Area
Place: [PUTNAM] PUTNAM ELEMENTARY SCHOOL 135 [BUILDING]						
Area: 61,978 ft²						
Billing Period: Apr 2025						
ELECTRIC	21,381.00 kWh	72,952 Kbtu	1.177 Kbtu/ft²	\$2,559.20	\$0.120 /kWh	\$0.041 /ft²
NATURALGAS	1,037.00 CCF	107,433 Kbtu	1.733 Kbtu/ft²	\$913.74	\$0.881 /CCF	\$0.015 /ft²
SEWER	51.00 CCF			\$619.86	\$12.154 /CCF	\$0.010 /ft²
WATER	312.00 CCF			\$3,226.79	\$10.342 /CCF	\$0.052 /ft²
Totals:		180,385 Kbtu	2.910 Kbtu/ft²	\$7,319.59		

Energy

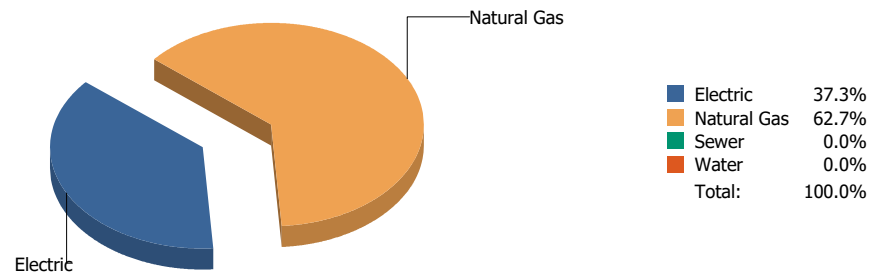


Cost

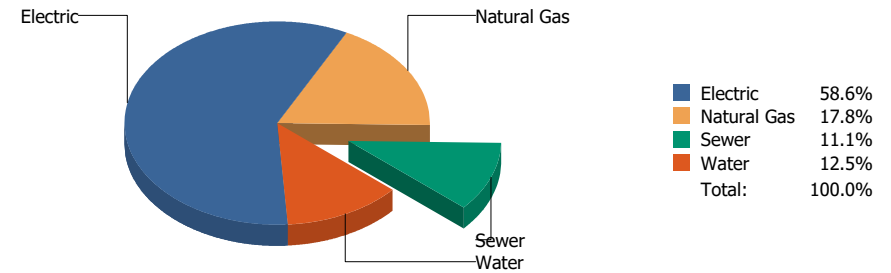


Commodity	Common Use	Energy Use	Energy Use / Area	Total Cost	Cost / Unit	Cost / Area
Place: [RICHARDS] RICHARDSON MIDDLE SCHOOL [BUILDING]						
Area: 115,872 ft²						
Billing Period: Apr 2025						
ELECTRIC	70,731.00 kWh	241,334 Kbtu	2.083 Kbtu/ft²	\$7,503.28	\$0.106 /kWh	\$0.065 /ft²
NATURALGAS	1,657.00 CCF	171,665 Kbtu	1.482 Kbtu/ft²	\$903.97	\$0.546 /CCF	\$0.008 /ft²
SEWER	0.00 CCF			\$0.00	\$0.000 /CCF	\$0.000 /ft²
WATER	1,112.00 CCF			\$5,597.12	\$5.033 /CCF	\$0.048 /ft²
Totals:		412,999 Kbtu	3.564 Kbtu/ft²	\$14,004.37		

Energy

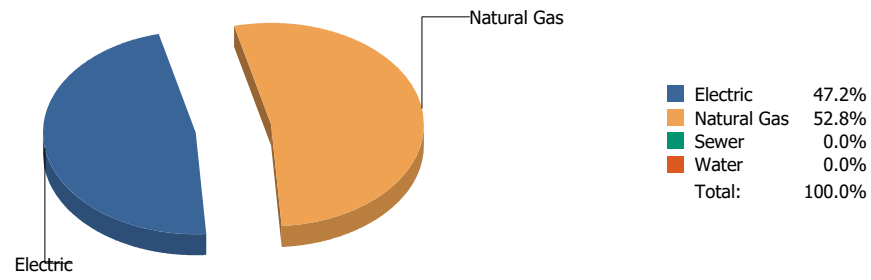


Cost

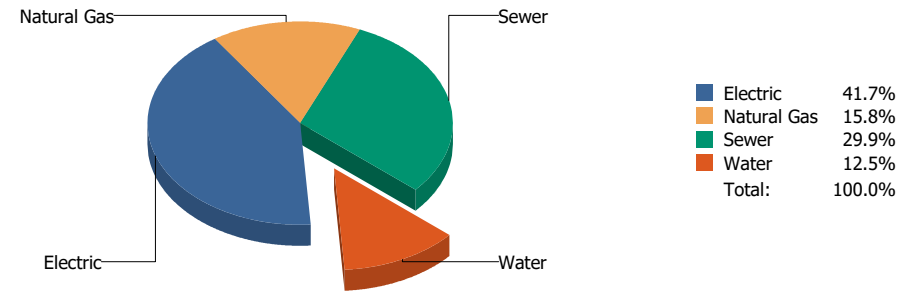


Commodity	Common Use	Energy Use	Energy Use / Area	Total Cost	Cost / Unit	Cost / Area
Place: [RIVERA] RIVERA ELEMENTARY SCHOOL 156 [BUILDING]						
Area: 77,562 ft²						
Billing Period: Apr 2025						
ELECTRIC	29,474.00 kWh	100,565 Kbtu	1.297 Kbtu/ft²	\$3,780.48	\$0.128 /kWh	\$0.049 /ft²
NATURALGAS	1,630.00 CCF	168,868 Kbtu	2.177 Kbtu/ft²	\$1,146.71	\$0.704 /CCF	\$0.015 /ft²
SEWER	46.00 CCF			\$716.82	\$15.583 /CCF	\$0.009 /ft²
WATER	68.00 CCF			\$808.54	\$11.890 /CCF	\$0.010 /ft²
Totals:		269,433 Kbtu	3.474 Kbtu/ft²	\$6,452.55		

Energy

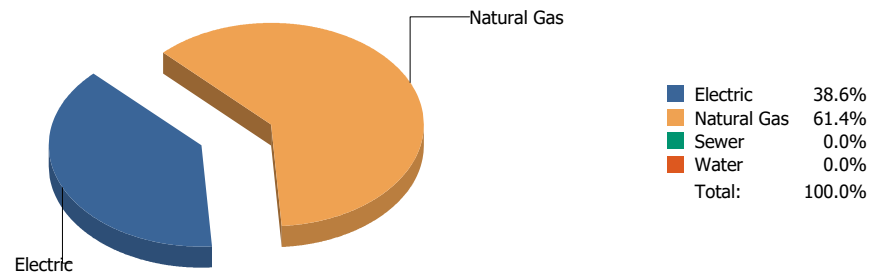


Cost

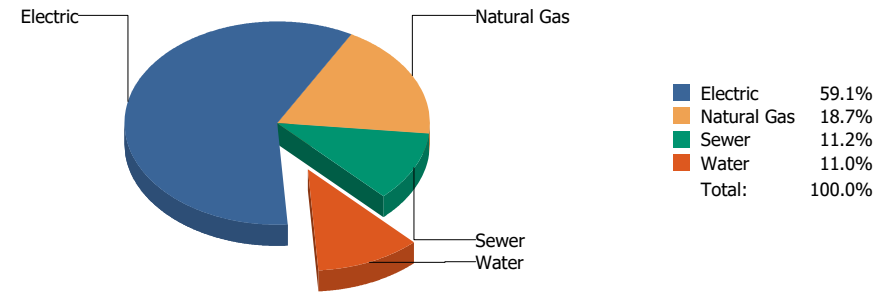


Commodity	Common Use	Energy Use	Energy Use / Area	Total Cost	Cost / Unit	Cost / Area
Place: [RUSK] RUSK ELEMENTARY SCHOOL 138 [BUILDING]						
Area: 67,240 ft²						
Billing Period: Apr 2025						
ELECTRIC	17,090.00 kWh	58,311 Kbtu	0.867 Kbtu/ft²	\$1,989.53	\$0.116 /kWh	\$0.029 /ft²
NATURALGAS	630.00 CCF	65,268 Kbtu	0.971 Kbtu/ft²	\$754.03	\$1.197 /CCF	\$0.011 /ft²
SEWER	249.00 CCF			\$1,426.07	\$5.727 /CCF	\$0.021 /ft²
WATER	60.00 CCF			\$595.98	\$9.933 /CCF	\$0.009 /ft²
Totals:		123,579 Kbtu	1.838 Kbtu/ft²	\$4,765.61		

Energy



Cost

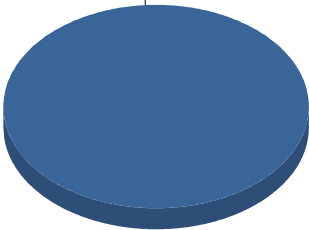


Commodity	Common Use	Energy Use	Energy Use / Area	Total Cost	Cost / Unit	Cost / Area
Place: [SAN-JAC] SAN JACINTO 139 [BUILDING] Area: 29,589 ft² Billing Period: Apr 2025						
ELECTRIC	8,587.00 kWh	29,299 Kbtu	0.990 Kbtu/ft²	\$1,356.93	\$0.158 /kWh	\$0.046 /ft²
NATURALGAS	449.00 CCF	46,516 Kbtu	1.572 Kbtu/ft²	\$429.54	\$0.957 /CCF	\$0.015 /ft²
SEWER	17.00 CCF			\$258.31	\$15.195 /CCF	\$0.009 /ft²
WATER	17.00 CCF			\$252.49	\$14.852 /CCF	\$0.009 /ft²
Totals:		75,815 Kbtu	2.562 Kbtu/ft²	\$2,297.27		

Energy

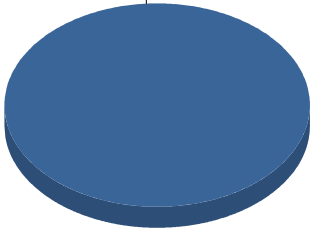
Cost

Electric



■ Electric 100.0%
Total: 100.0%

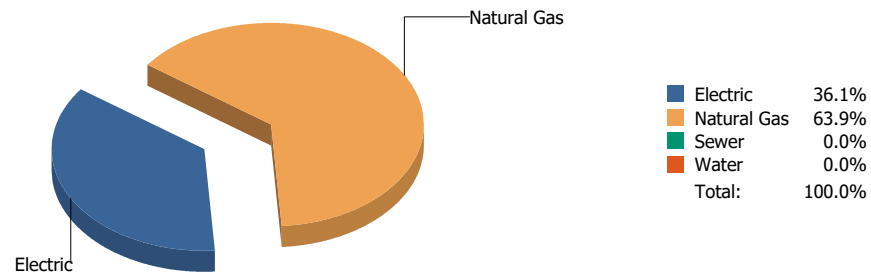
Electric



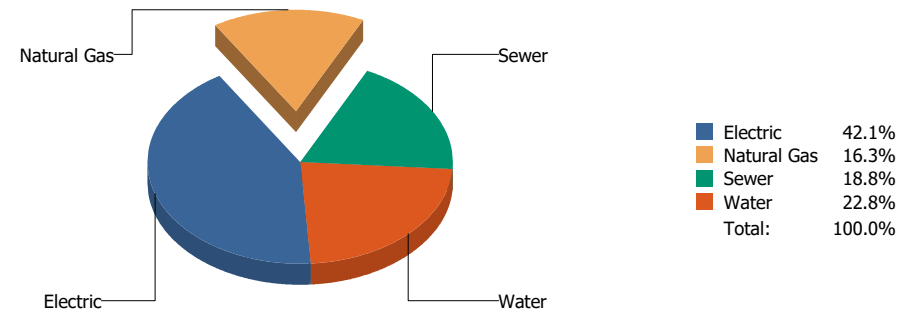
■ Electric 100.0%
Total: 100.0%

Commodity	Common Use	Energy Use	Energy Use / Area	Total Cost	Cost / Unit	Cost / Area
Place: [SCHUSTER] SCHUSTER 140 [BUILDING]						
Area: 34,371 ft²						
Billing Period: Apr 2025						
ELECTRIC	256.00 kWh	873 Kbtu	0.025 Kbtu/ft²	\$58.22	\$0.227 /kWh	\$0.002 /ft²
Totals:		873 Kbtu	0.025 Kbtu/ft²	\$58.22		

Energy

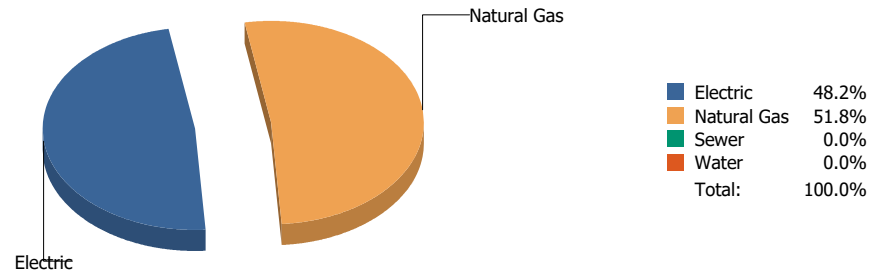


Cost

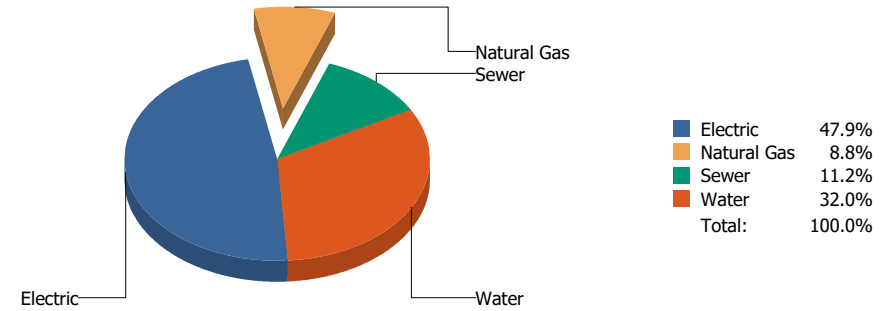


Commodity	Common Use	Energy Use	Energy Use / Area	Total Cost	Cost / Unit	Cost / Area
Place: [STANTON] STANTON ELEMENTARY SCHOOL 141 [BUILDING]						
Area: 75,957 ft²						
Billing Period: Apr 2025						
ELECTRIC	20,105.00 kWh	68,598 Kbtu	0.903 Kbtu/ft²	\$2,496.99	\$0.124 /kWh	\$0.033 /ft²
NATURALGAS	1,172.00 CCF	121,419 Kbtu	1.599 Kbtu/ft²	\$966.86	\$0.825 /CCF	\$0.013 /ft²
SEWER	183.00 CCF			\$1,112.85	\$6.081 /CCF	\$0.015 /ft²
WATER	293.00 CCF			\$1,352.09	\$4.615 /CCF	\$0.018 /ft²
Totals:		190,017 Kbtu	2.502 Kbtu/ft²	\$5,928.79		

Energy

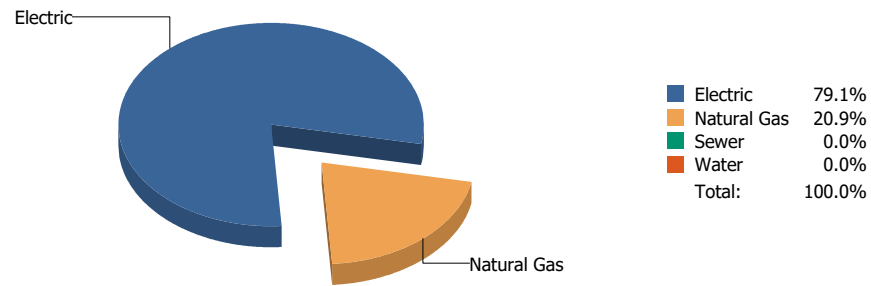


Cost

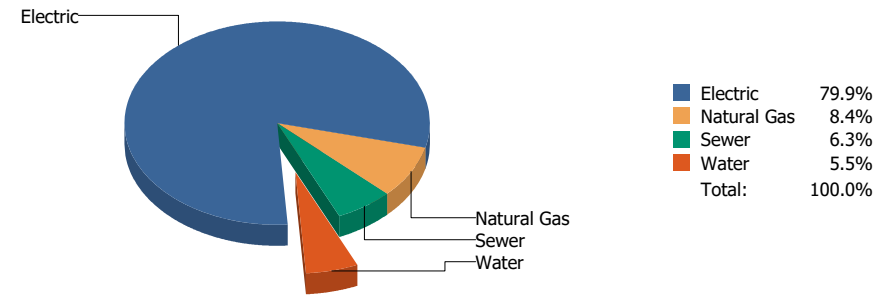


Commodity	Common Use	Energy Use	Energy Use / Area	Total Cost	Cost / Unit	Cost / Area
Place: [SUNRISEMOUNT] SUNRISE MOUNTAIN ELEMENTARY 150 [BUILDING]						
Area: 78,368 ft²						
Billing Period: Apr 2025						
ELECTRIC	22,789.00 kWh	77,756 Kbtu	0.992 Kbtu/ft²	\$3,089.23	\$0.136 /kWh	\$0.039 /ft²
NATURALGAS	805.00 CCF	83,398 Kbtu	1.064 Kbtu/ft²	\$569.43	\$0.707 /CCF	\$0.007 /ft²
SEWER	39.00 CCF			\$725.08	\$18.592 /CCF	\$0.009 /ft²
WATER	258.00 CCF			\$2,063.17	\$7.997 /CCF	\$0.026 /ft²
Totals:		161,154 Kbtu	2.056 Kbtu/ft²	\$6,446.91		

Energy

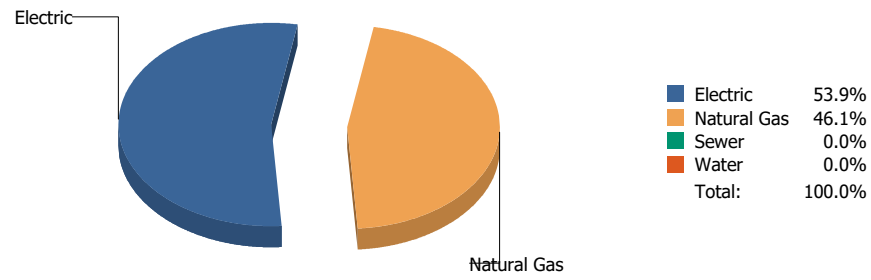


Cost

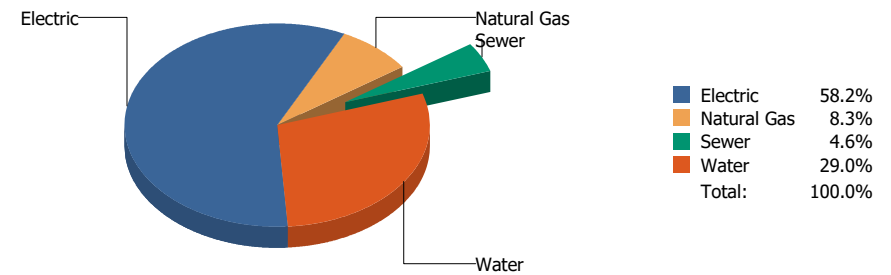


Commodity	Common Use	Energy Use	Energy Use / Area	Total Cost	Cost / Unit	Cost / Area
Place: [SUNSET-HIGH_1] TECHNOLOGY SERVICES [BUILDING]						
Area: 33,263 ft²						
Billing Period: Apr 2025						
ELECTRIC	66,328.00 kWh	226,311 Kbtu	6.804 Kbtu/ft²	\$4,566.28	\$0.069 /kWh	\$0.137 /ft²
NATURALGAS	576.00 CCF	59,674 Kbtu	1.794 Kbtu/ft²	\$479.34	\$0.832 /CCF	\$0.014 /ft²
SEWER	41.00 CCF			\$359.83	\$8.776 /CCF	\$0.011 /ft²
WATER	37.00 CCF			\$311.99	\$8.432 /CCF	\$0.009 /ft²
Totals:		285,985 Kbtu	8.598 Kbtu/ft²	\$5,717.44		

Energy

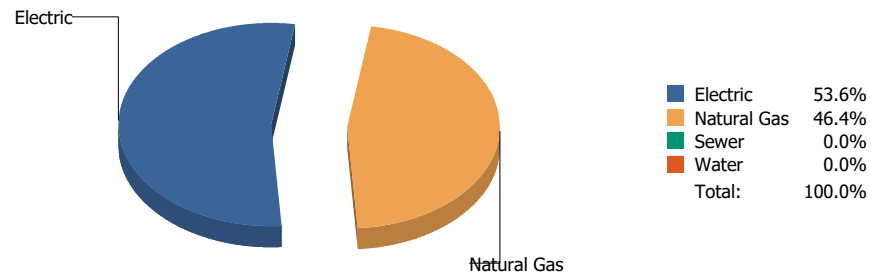


Cost

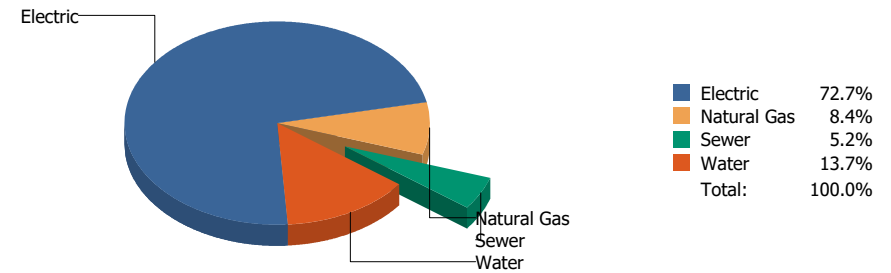


Commodity	Common Use	Energy Use	Energy Use / Area	Total Cost	Cost / Unit	Cost / Area
Place: [TIPPENELEMENTARY] TIPPIN ELEMENTARY SCHOOL 168 [BUILDING]						
Area: 93,360 ft²						
Billing Period: Apr 2025						
ELECTRIC	51,439.00 kWh	175,510 Kbtu	1.880 Kbtu/ft²	\$5,799.01	\$0.113 /kWh	\$0.062 /ft²
NATURALGAS	1,451.00 CCF	150,324 Kbtu	1.610 Kbtu/ft²	\$823.21	\$0.567 /CCF	\$0.009 /ft²
SEWER	10.00 CCF			\$454.28	\$45.428 /CCF	\$0.005 /ft²
WATER	340.00 CCF			\$2,885.67	\$8.487 /CCF	\$0.031 /ft²
Totals:		325,833 Kbtu	3.490 Kbtu/ft²	\$9,962.17		

Energy

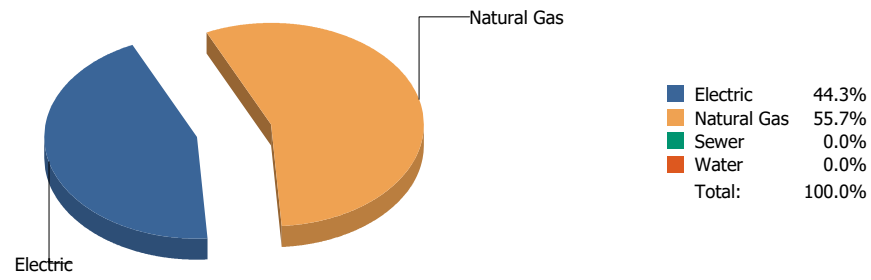


Cost

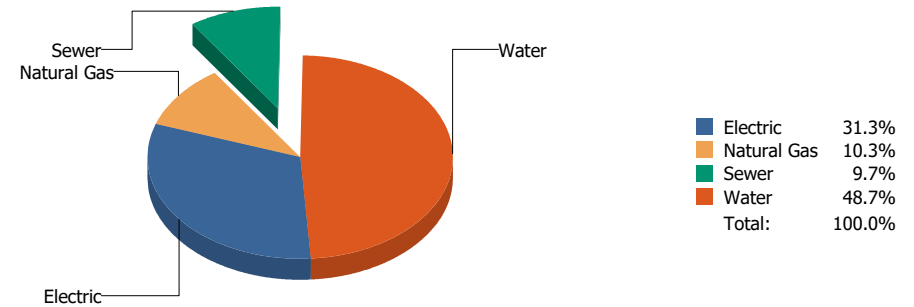


Commodity	Common Use	Energy Use	Energy Use / Area	Total Cost	Cost / Unit	Cost / Area
Place: [TOMLEA_2] TOM LEA ELEMENTARY SCHOOL 178 [BUILDING]						
Area: 88,828 ft²						
Billing Period: Apr 2025						
ELECTRIC	81,202.00 kWh	277,061 Kbtu	3.119 Kbtu/ft²	\$10,051.77	\$0.124 /kWh	\$0.113 /ft²
NATURALGAS	2,312.00 CCF	239,523 Kbtu	2.696 Kbtu/ft²	\$1,161.19	\$0.502 /CCF	\$0.013 /ft²
SEWER	74.00 CCF			\$725.00	\$9.797 /CCF	\$0.008 /ft²
WATER	224.00 CCF			\$1,893.58	\$8.453 /CCF	\$0.021 /ft²
Totals:		516,584 Kbtu	5.816 Kbtu/ft²	\$13,831.54		

Energy

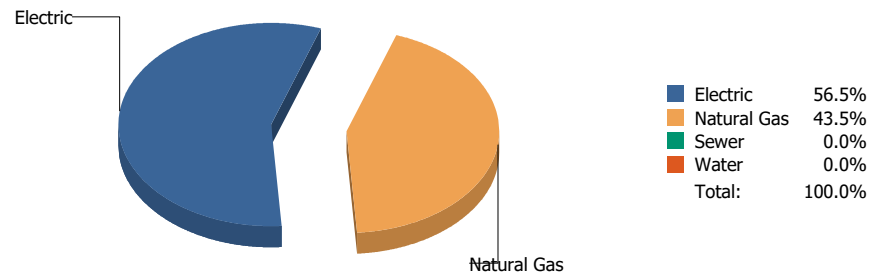


Cost

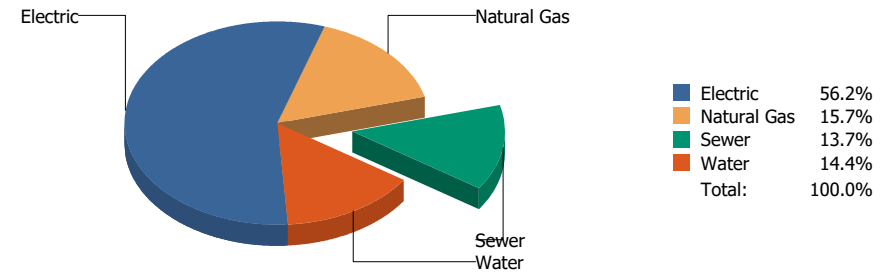


Commodity	Common Use	Energy Use	Energy Use / Area	Total Cost	Cost / Unit	Cost / Area
Place: [TRAVIS] TRAVIS ELEMENTARY SCHOOL 143 [BUILDING]						
Area: 78,925 ft²						
Billing Period: Apr 2025						
ELECTRIC	17,822.00 kWh	60,809 Kbtu	0.770 Kbtu/ft²	\$1,653.30	\$0.093 /kWh	\$0.021 /ft²
NATURALGAS	738.00 CCF	76,457 Kbtu	0.969 Kbtu/ft²	\$543.10	\$0.736 /CCF	\$0.007 /ft²
SEWER	42.00 CCF			\$512.19	\$12.195 /CCF	\$0.006 /ft²
WATER	390.00 CCF			\$2,576.14	\$6.605 /CCF	\$0.033 /ft²
Totals:		137,265 Kbtu	1.739 Kbtu/ft²	\$5,284.73		

Energy

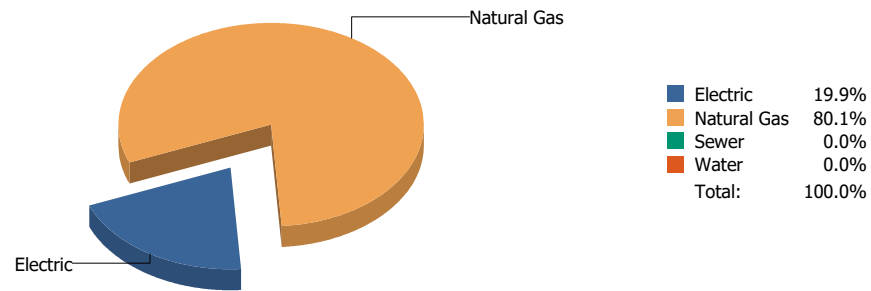


Cost

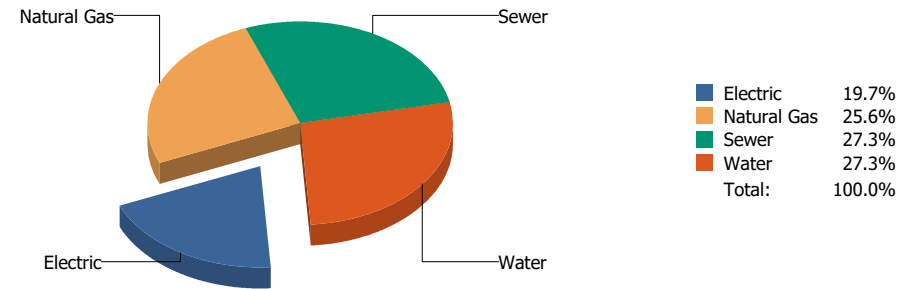


Commodity	Common Use	Energy Use	Energy Use / Area	Total Cost	Cost / Unit	Cost / Area
Place: [VILAS] VILAS ELEMENTARY SCHOOL 144 [BUILDING]						
Area: 66,992 ft²						
Billing Period: Apr 2025						
ELECTRIC	34,310.00 kWh	117,066 Kbtu	1.747 Kbtu/ft²	\$3,949.85	\$0.115 /kWh	\$0.059 /ft²
NATURALGAS	869.00 CCF	90,028 Kbtu	1.344 Kbtu/ft²	\$1,101.24	\$1.267 /CCF	\$0.016 /ft²
SEWER	52.00 CCF			\$965.56	\$18.568 /CCF	\$0.014 /ft²
WATER	68.00 CCF			\$1,009.96	\$14.852 /CCF	\$0.015 /ft²
Totals:		207,094 Kbtu	3.091 Kbtu/ft²	\$7,026.61		

Energy

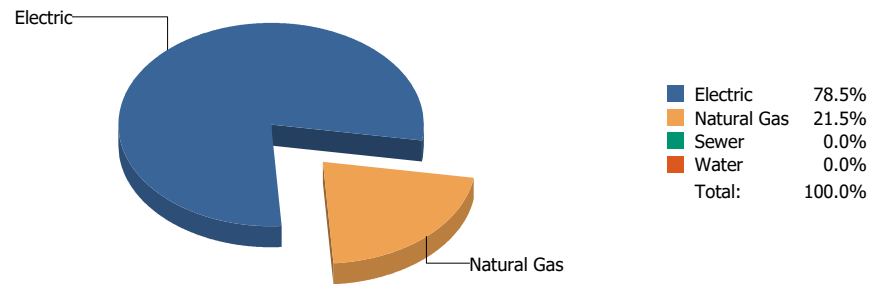


Cost

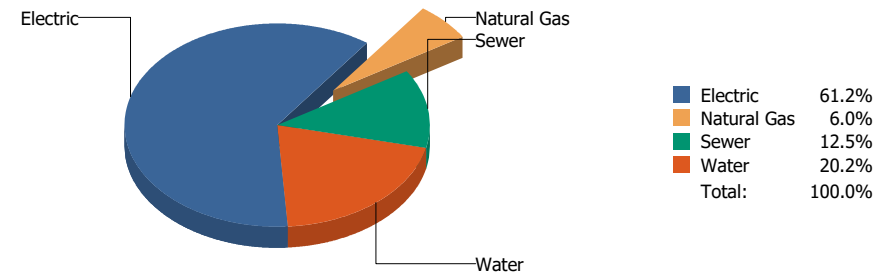


Commodity	Common Use	Energy Use	Energy Use / Area	Total Cost	Cost / Unit	Cost / Area
Place: [WAINWRIG] WAINWRIGHT 145 [BUILDING]						
Area: 38,227 ft²						
Billing Period: Apr 2025						
ELECTRIC	6,384.00 kWh	21,782 Kbtu	0.570 Kbtu/ft²	\$645.72	\$0.101 /kWh	\$0.017 /ft²
NATURALGAS	846.00 CCF	87,646 Kbtu	2.293 Kbtu/ft²	\$838.83	\$0.992 /CCF	\$0.022 /ft²
SEWER	123.00 CCF			\$893.09	\$7.261 /CCF	\$0.023 /ft²
WATER	181.00 CCF			\$894.35	\$4.941 /CCF	\$0.023 /ft²
Totals:		109,428 Kbtu	2.863 Kbtu/ft²	\$3,271.99		

Energy



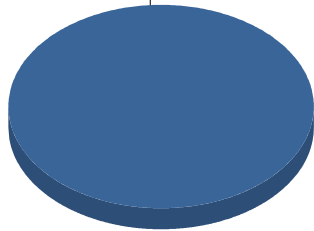
Cost



Commodity	Common Use	Energy Use	Energy Use / Area	Total Cost	Cost / Unit	Cost / Area
Place: [WALLY-HARTLEY-PK-8] WALLY HARTLEY PK-8 042 [BUILDING]						
Area: 131,497 ft²						
Billing Period: Apr 2025						
ELECTRIC	92,232.00 kWh	314,696 Kbtu	2.393 Kbtu/ft²	\$13,838.27	\$0.150 /kWh	\$0.105 /ft²
NATURALGAS	832.00 CCF	86,195 Kbtu	0.655 Kbtu/ft²	\$1,362.35	\$1.637 /CCF	\$0.010 /ft²
SEWER	201.00 CCF			\$2,829.66	\$14.078 /CCF	\$0.021 /ft²
WATER	413.00 CCF			\$4,565.64	\$11.055 /CCF	\$0.034 /ft²
Totals:		400,891 Kbtu	3.049 Kbtu/ft²	\$22,595.92		

Energy

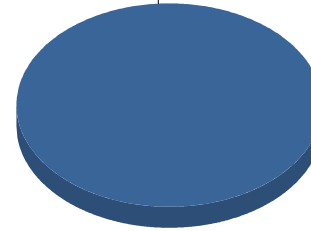
Electric



■ Electric 100.0%
Total: 100.0%

Cost

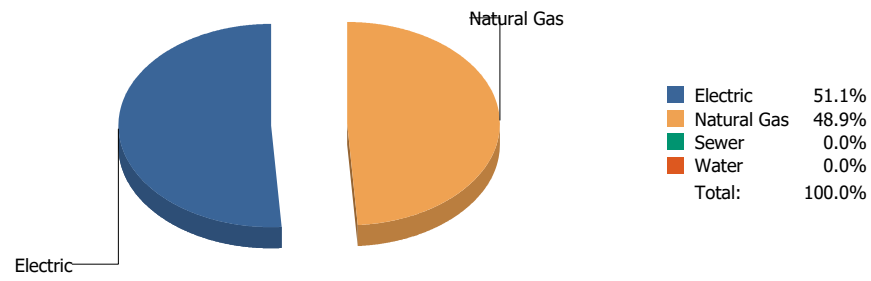
Electric



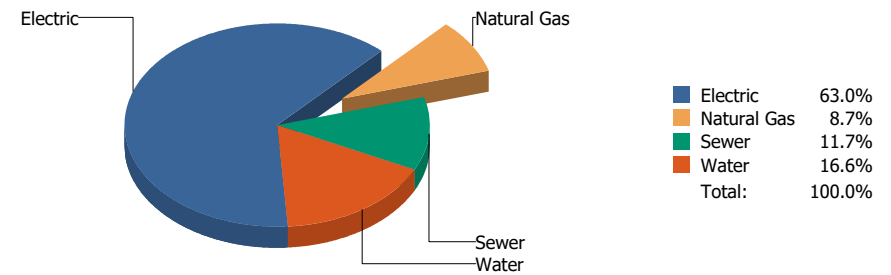
■ Electric 100.0%
Total: 100.0%

Commodity	Common Use	Energy Use	Energy Use / Area	Total Cost	Cost / Unit	Cost / Area
Place: [WESTSIDE] WESTSIDE TRANSPORTATION 951 [BUILDING]						
Area: 4,040 ft ²						
Billing Period: Apr 2025						
ELECTRIC	2,096.00 kWh	7,152 Kbtu	1.770 Kbtu/ft ²	\$244.14	\$0.116 /kWh	\$0.060 /ft ²
Totals:		7,152 Kbtu	1.770 Kbtu/ft²	\$244.14		

Energy

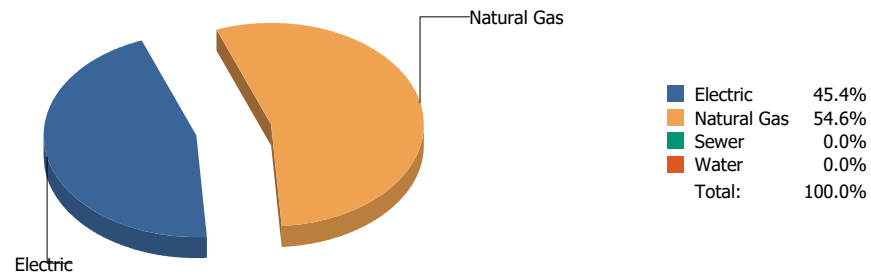


Cost

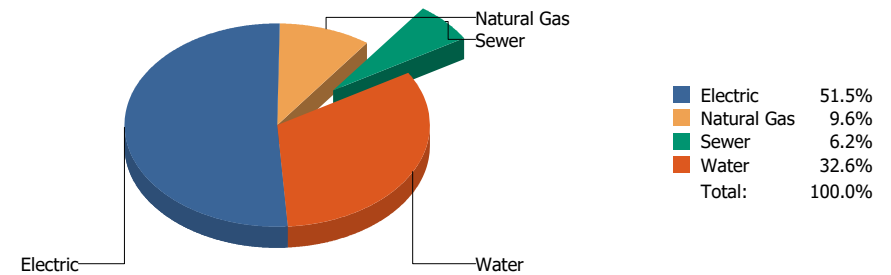


Commodity	Common Use	Energy Use	Energy Use / Area	Total Cost	Cost / Unit	Cost / Area
Place: [W-HILLS] WESTERN HILLS ELEMENTARY SCHOOL 146 [BUILDING]						
Area: 77,753 ft²						
Billing Period: Apr 2025						
ELECTRIC	37,398.00 kWh	127,602 Kbtu	1.641 Kbtu/ft²	\$5,166.73	\$0.138 /kWh	\$0.066 /ft²
NATURALGAS	1,178.00 CCF	122,041 Kbtu	1.570 Kbtu/ft²	\$715.91	\$0.608 /CCF	\$0.009 /ft²
SEWER	76.00 CCF			\$956.02	\$12.579 /CCF	\$0.012 /ft²
WATER	202.00 CCF			\$1,359.19	\$6.729 /CCF	\$0.017 /ft²
Totals:		249,643 Kbtu	3.211 Kbtu/ft²	\$8,197.85		

Energy

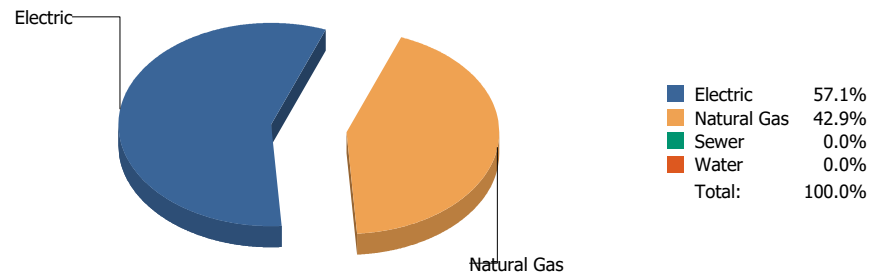


Cost

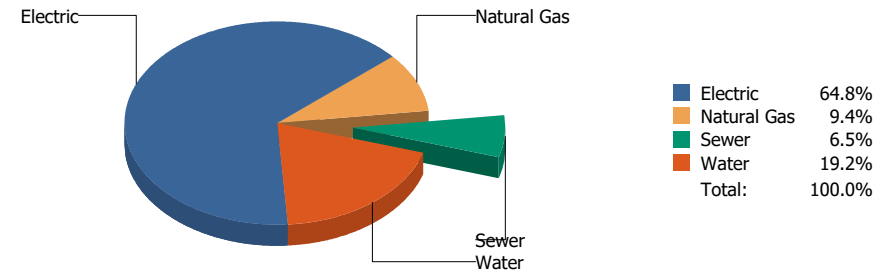


Commodity	Common Use	Energy Use	Energy Use / Area	Total Cost	Cost / Unit	Cost / Area
Place: [WHITAKER] WHITAKER ELEMENTARY SCHOOL 153 [BUILDING]						
Area: 89,458 ft²						
Billing Period: Apr 2025						
ELECTRIC	57,123.00 kWh	194,904 Kbtu	2.179 Kbtu/ft²	\$6,115.80	\$0.107 /kWh	\$0.068 /ft²
NATURALGAS	2,266.00 CCF	234,758 Kbtu	2.624 Kbtu/ft²	\$1,143.11	\$0.504 /CCF	\$0.013 /ft²
SEWER	37.00 CCF			\$742.20	\$20.059 /CCF	\$0.008 /ft²
WATER	666.00 CCF			\$3,874.95	\$5.818 /CCF	\$0.043 /ft²
Totals:		429,661 Kbtu	4.803 Kbtu/ft²	\$11,876.06		

Energy

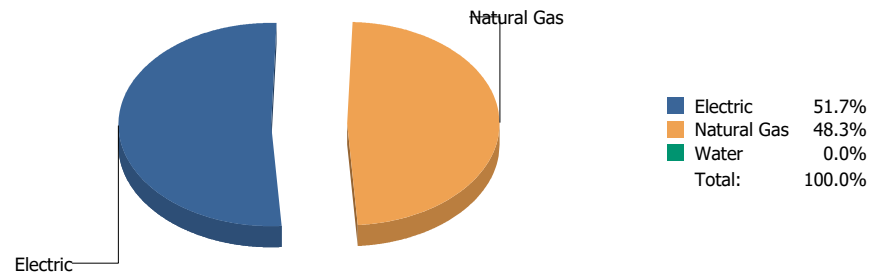


Cost

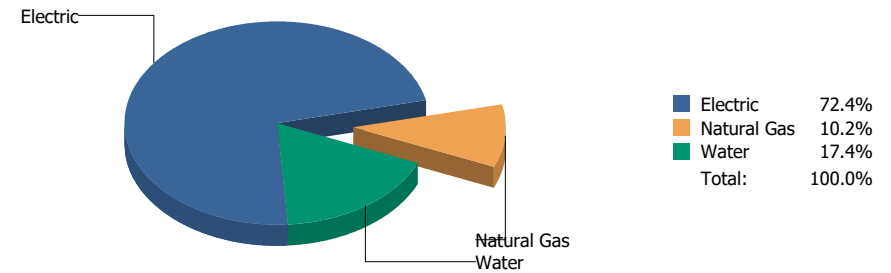


Commodity	Common Use	Energy Use	Energy Use / Area	Total Cost	Cost / Unit	Cost / Area
Place: [WHITE] ZACH WHITE ELEMENTARY SCHOOL [BUILDING]						
Area: 92,458 ft²						
Billing Period: Apr 2025						
ELECTRIC	41,473.00 kWh	141,506 Kbtu	1.530 Kbtu/ft²	\$6,241.98	\$0.151 /kWh	\$0.068 /ft²
NATURALGAS	1,027.00 CCF	106,397 Kbtu	1.151 Kbtu/ft²	\$909.96	\$0.886 /CCF	\$0.010 /ft²
SEWER	61.00 CCF			\$630.83	\$10.341 /CCF	\$0.007 /ft²
WATER	273.00 CCF			\$1,850.63	\$6.779 /CCF	\$0.020 /ft²
Totals:		247,903 Kbtu	2.681 Kbtu/ft²	\$9,633.40		

Energy

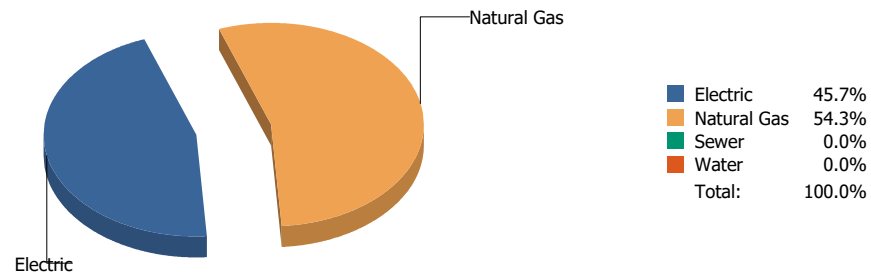


Cost

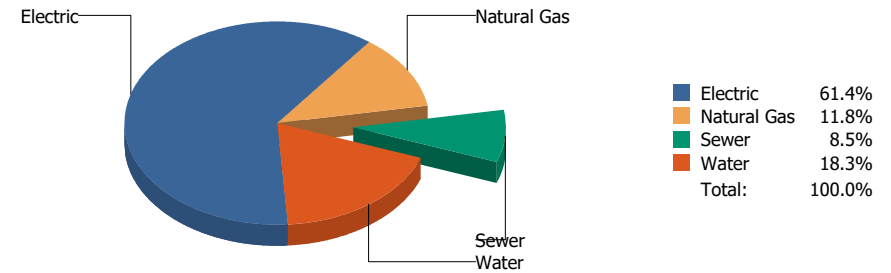


Commodity	Common Use	Energy Use	Energy Use / Area	Total Cost	Cost / Unit	Cost / Area
Place: [WIGGS] WIGGS MIDDLE SCHOOL 052 [BUILDING]						
Area: 110,689 ft²						
Billing Period: Apr 2025						
ELECTRIC	44,048.00 kWh	150,292 Kbtu	1.358 Kbtu/ft²	\$5,572.91	\$0.127 /kWh	\$0.050 /ft²
NATURALGAS	1,353.00 CCF	140,171 Kbtu	1.266 Kbtu/ft²	\$784.64	\$0.580 /CCF	\$0.007 /ft²
WATER	189.00 CCF			\$1,341.47	\$7.098 /CCF	\$0.012 /ft²
Totals:		290,463 Kbtu	2.624 Kbtu/ft²	\$7,699.02		

Energy

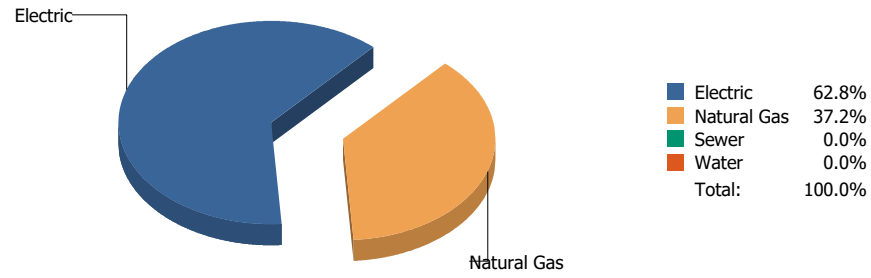


Cost

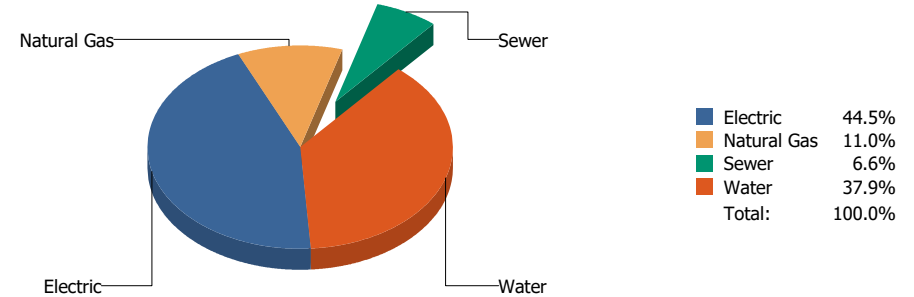


Commodity	Common Use	Energy Use	Energy Use / Area	Total Cost	Cost / Unit	Cost / Area
Place: [YOUNG/WOMENS/ACADEMY/1] YOUNG WOMENS ACADEMY [BUILDING]						
Area: 133,779 ft²						
Billing Period: Apr 2025						
ELECTRIC	81,241.00 kWh	277,194 Kbtu	2.072 Kbtu/ft²	\$7,809.02	\$0.096 /kWh	\$0.058 /ft²
NATURALGAS	3,185.00 CCF	329,966 Kbtu	2.467 Kbtu/ft²	\$1,503.98	\$0.472 /CCF	\$0.011 /ft²
SEWER	92.00 CCF			\$1,078.69	\$11.725 /CCF	\$0.008 /ft²
WATER	409.00 CCF			\$2,321.18	\$5.675 /CCF	\$0.017 /ft²
Totals:		607,160 Kbtu	4.539 Kbtu/ft²	\$12,712.87		

Energy



Cost



Commodity	Common Use	Energy Use	Energy Use / Area	Total Cost	Cost / Unit	Cost / Area
Place: [ZAVALA] ZAVALA ELEMENTARY SCHOOL 148 [BUILDING]						
Area: 53,356 ft²						
Billing Period: Apr 2025						
ELECTRIC	22,460.00 kWh	76,634 Kbtu	1.436 Kbtu/ft²	\$2,099.69	\$0.093 /kWh	\$0.039 /ft²
NATURALGAS	439.00 CCF	45,480 Kbtu	0.852 Kbtu/ft²	\$519.63	\$1.184 /CCF	\$0.010 /ft²
SEWER	30.00 CCF			\$313.30	\$10.443 /CCF	\$0.006 /ft²
WATER	224.00 CCF			\$1,790.96	\$7.995 /CCF	\$0.033 /ft²
Totals:		122,114 Kbtu	2.289 Kbtu/ft²	\$4,723.58		

Requested by: eagarci2

Client version:

Report version: 9

Filters: Meters in Building Name: Not one of ZACH WHITE MODULAR SCHOOL 147;START SCHOOL EARLY 1 DAY VALUE;STADIUM RATE CHANGES;SKY PARK IB1;SKY PARK I 200;SKY PARK;ROOSEVELT 137;REMCON COTTAGES;PARKDALE COTTAGES 957;NORTHEAST BOOK DEPOSITORY 814;NEW COMPUTERS SINCE JUNE 1990;Lighting;CANYON HILLS PORTABLES;Butterfield Trail Warehouse;BRANON COTTAGES 955;BLUE FLAME BLDG.;BARCELONA COTTAGES;ALL REFUNDS AND REBATES; ; Bill is Void Equals 0; Account is Active Equals 1; Bill is from External Vendor Equals 1; ; Billing Period Equals Apr 2025

Record count: 0