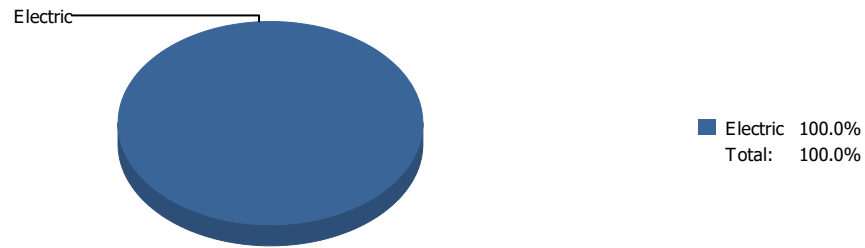
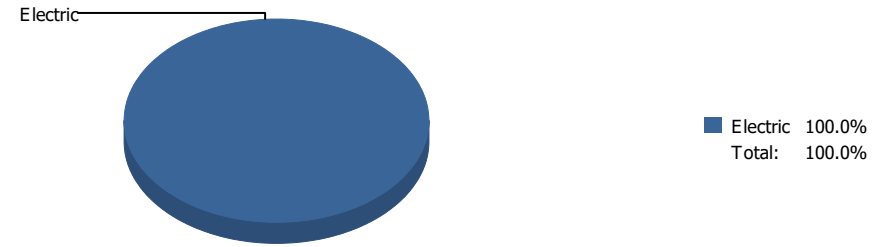


Energy

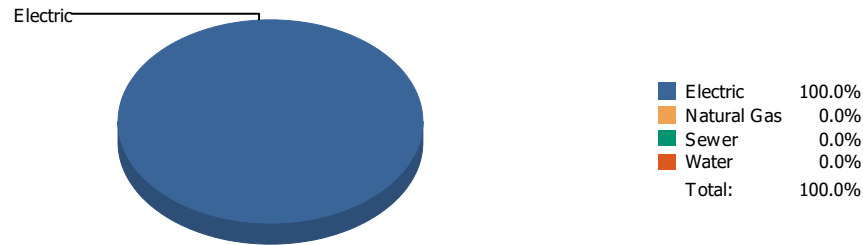


Cost

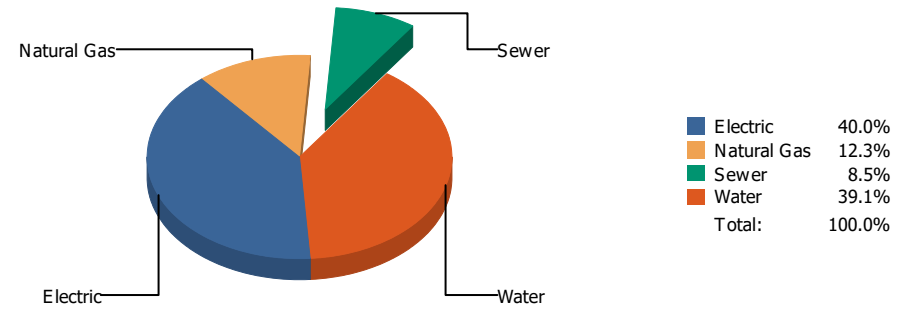


Commodity	Common Use	Energy Use	Energy Use / Area	Total Cost	Cost / Unit	Cost / Area
<b>Place: [ALAMO] ALAMO      101 [BUILDING]</b>						
<b>Area: 58,978 SqFt</b>						
<b>Billing Period: Sep 2019</b>						
ELECTRIC	2,900.00 kWh	9,895 KBtu	0.168 KBtu/SqFt	\$321.36	\$0.111 /kWh	\$0.005 /SqFt
<b>Totals:</b>		<b>9,895 KBtu</b>	<b>0.168 KBtu/SqFt</b>	<b>\$321.36</b>		

**Energy**

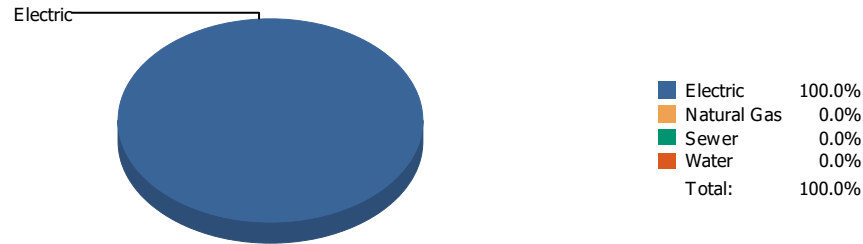


**Cost**

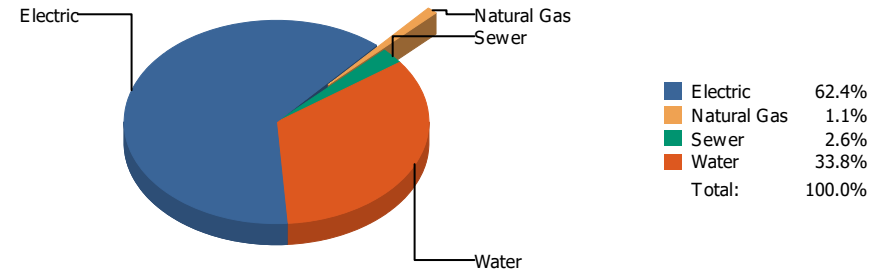


Commodity	Common Use	Energy Use	Energy Use / Area	Total Cost	Cost / Unit	Cost / Area
<b>Place: [ALTA] ALTA VISTA 102 [BUILDING]</b>						
<b>Area: 68,463 SqFt</b>						
<b>Billing Period: Sep 2019</b>						
ELECTRIC	9,450.00 kWh	32,243 KBtu	0.471 KBtu/SqFt	\$954.72	\$0.101 /kWh	\$0.014 /SqFt
NATURALGAS	0.00 CCF	0 KBtu	0.000 KBtu/SqFt	\$293.98	\$0.000 /CCF	\$0.004 /SqFt
SEWER	50.00 CCF			\$203.73	\$4.075 /CCF	\$0.003 /SqFt
WATER	180.00 CCF			\$933.59	\$5.187 /CCF	\$0.014 /SqFt
<b>Totals:</b>		<b>32,243 KBtu</b>	<b>0.471 KBtu/SqFt</b>	<b>\$2,386.02</b>		

**Energy**

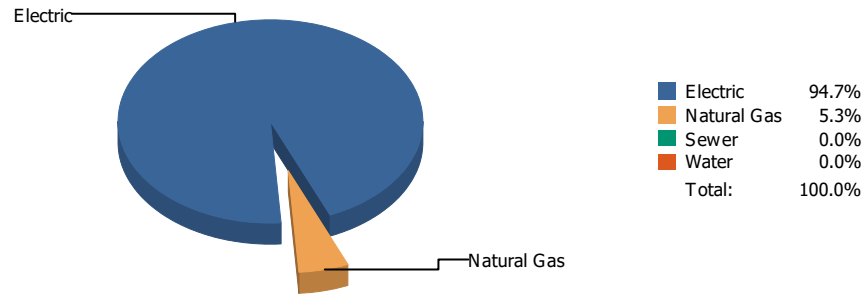


**Cost**

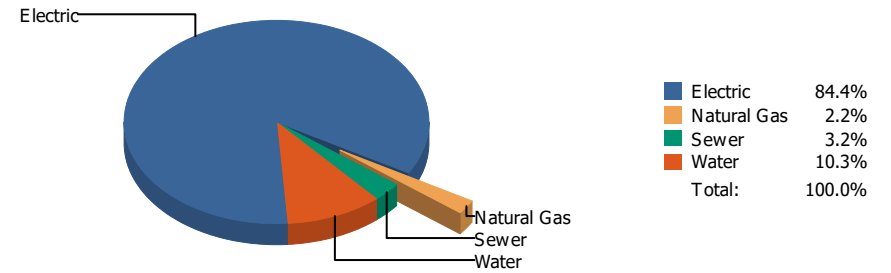


Commodity	Common Use	Energy Use	Energy Use / Area	Total Cost	Cost / Unit	Cost / Area
<b>Place: [ADDRESS] ADDRESS      001 [BUILDING]</b>						
<b>Area: 266,968 SqFt</b>						
<b>Billing Period: Sep 2019</b>						
ELECTRIC	232,692.00 kWh	793,945 KBtu	2.974 KBtu/SqFt	\$24,462.00	\$0.105 /kWh	\$0.091 /SqFt
NATURALGAS	0.00 CCF	0 KBtu	0.000 KBtu/SqFt	\$440.97	\$0.000 /CCF	\$0.002 /SqFt
SEWER	388.00 CCF			\$1,021.95	\$2.634 /CCF	\$0.004 /SqFt
WATER	2,302.00 CCF			\$13,252.56	\$5.757 /CCF	\$0.050 /SqFt
<b>Totals:</b>		<b>793,945 KBtu</b>	<b>2.974 KBtu/SqFt</b>	<b>\$39,177.48</b>		

**Energy**

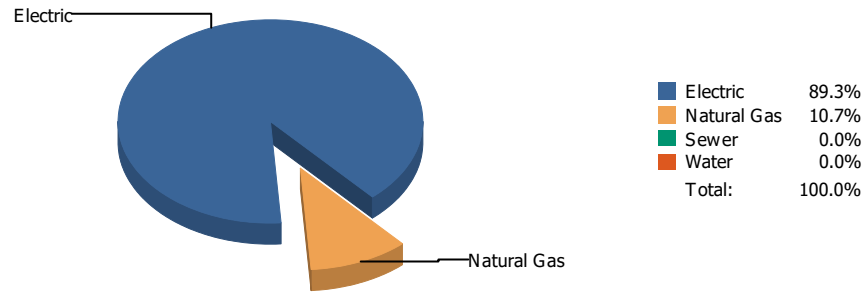


**Cost**

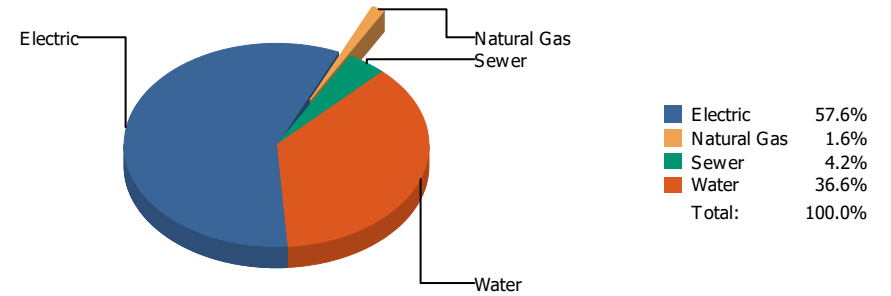


Commodity	Common Use	Energy Use	Energy Use / Area	Total Cost	Cost / Unit	Cost / Area
<b>Place: [AOY] AOY 103 [BUILDING]</b>						
<b>Area: 105,486 SqFt</b>						
<b>Billing Period: Sep 2019</b>						
ELECTRIC	123,910.00 kWh	422,781 KBtu	4.008 KBtu/SqFt	\$15,129.97	\$0.122 /kWh	\$0.143 /SqFt
NATURALGAS	231.00 CCF	23,793 KBtu	0.226 KBtu/SqFt	\$386.95	\$1.675 /CCF	\$0.004 /SqFt
SEWER	70.00 CCF			\$567.22	\$8.103 /CCF	\$0.005 /SqFt
WATER	334.00 CCF			\$1,846.98	\$5.530 /CCF	\$0.017 /SqFt
<b>Totals:</b>		<b>446,574 KBtu</b>	<b>4.233 KBtu/SqFt</b>	<b>\$17,931.12</b>		

**Energy**

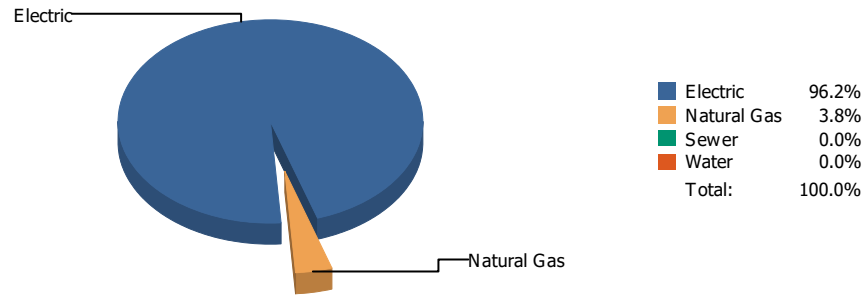


**Cost**

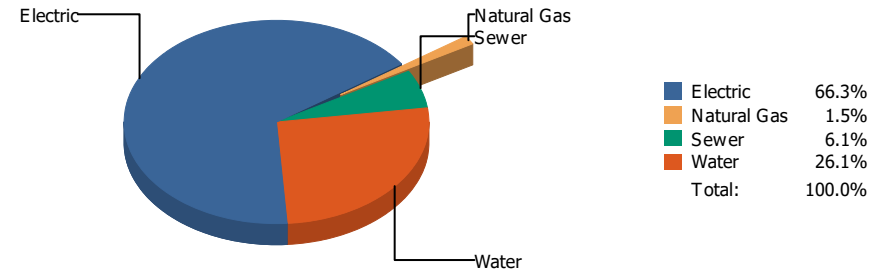


Commodity	Common Use	Energy Use	Energy Use / Area	Total Cost	Cost / Unit	Cost / Area
<b>Place: [ARMENDARIZ_1] ARMENDARIZ MIDDLE SCHOOL [BUILDING]</b>						
<b>Area: 133,779 SqFt</b>						
<b>Billing Period: Sep 2019</b>						
ELECTRIC	118,000.00 kWh	402,616 KBtu	3.010 KBtu/SqFt	\$12,414.95	\$0.105 /kWh	\$0.093 /SqFt
NATURALGAS	467.00 CCF	48,101 KBtu	0.360 KBtu/SqFt	\$334.96	\$0.717 /CCF	\$0.003 /SqFt
SEWER	269.00 CCF			\$897.10	\$3.335 /CCF	\$0.007 /SqFt
WATER	1,726.00 CCF			\$7,889.69	\$4.571 /CCF	\$0.059 /SqFt
<b>Totals:</b>		<b>450,717 KBtu</b>	<b>3.369 KBtu/SqFt</b>	<b>\$21,536.70</b>		

**Energy**

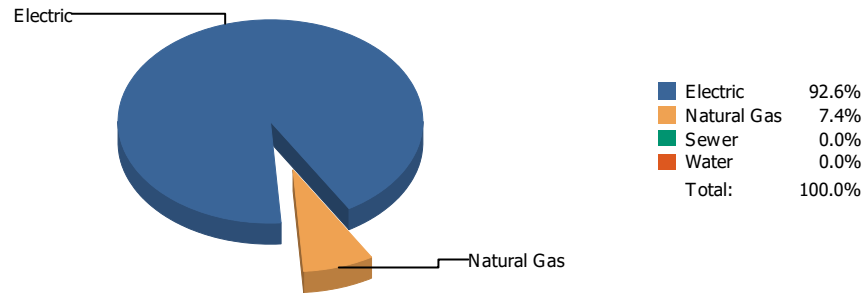


**Cost**

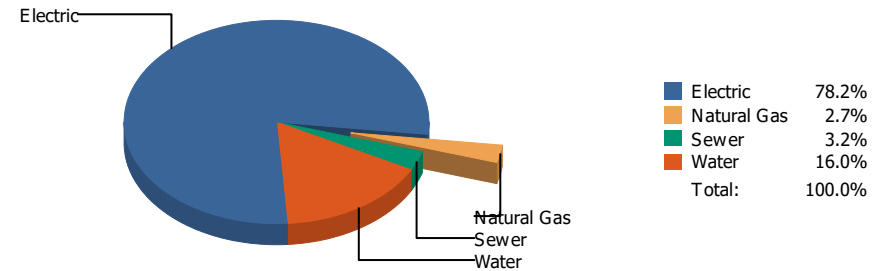


Commodity	Common Use	Energy Use	Energy Use / Area	Total Cost	Cost / Unit	Cost / Area
<b>Place: [AUSTIN] AUSTIN      002 [BUILDING]</b>						
<b>Area: 269,216 SqFt</b>						
<b>Billing Period: Sep 2019</b>						
ELECTRIC	247,565.00 kWh	844,692 KBtu	3.138 KBtu/SqFt	\$25,684.15	\$0.104 /kWh	\$0.095 /SqFt
NATURALGAS	328.00 CCF	33,784 KBtu	0.125 KBtu/SqFt	\$572.97	\$1.747 /CCF	\$0.002 /SqFt
SEWER	725.00 CCF			\$2,380.88	\$3.284 /CCF	\$0.009 /SqFt
WATER	2,207.00 CCF			\$10,095.77	\$4.574 /CCF	\$0.037 /SqFt
<b>Totals:</b>		<b>878,476 KBtu</b>	<b>3.263 KBtu/SqFt</b>	<b>\$38,733.77</b>		

### Energy

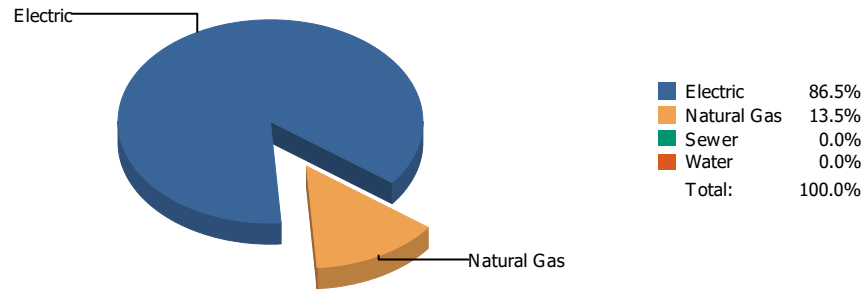


### Cost

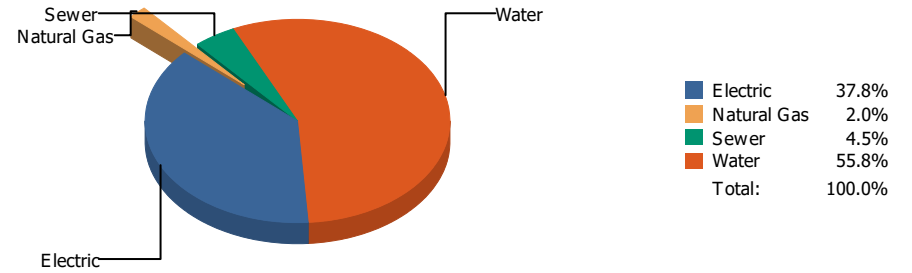


Commodity	Common Use	Energy Use	Energy Use / Area	Total Cost	Cost / Unit	Cost / Area
<b>Place: [BARRON ELEMENTARY] Barron Elementary 165 [BUILDING]</b>						
<b>Area: 87,818 SqFt</b>						
<b>Billing Period: Sep 2019</b>						
ELECTRIC	106,639.00 kWh	363,852 KBtu	4.143 KBtu/SqFt	\$11,950.45	\$0.112 /kWh	\$0.136 /SqFt
NATURALGAS	281.00 CCF	28,943 KBtu	0.330 KBtu/SqFt	\$407.08	\$1.449 /CCF	\$0.005 /SqFt
SEWER	51.00 CCF			\$485.64	\$9.522 /CCF	\$0.006 /SqFt
WATER	427.00 CCF			\$2,441.39	\$5.718 /CCF	\$0.028 /SqFt
<b>Totals:</b>		<b>392,795 KBtu</b>	<b>4.473 KBtu/SqFt</b>	<b>\$15,284.56</b>		

**Energy**



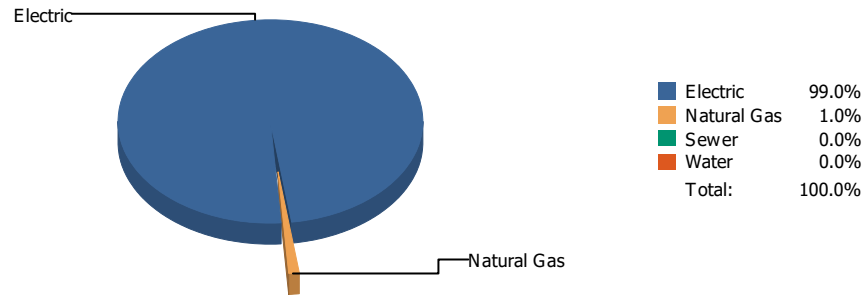
**Cost**



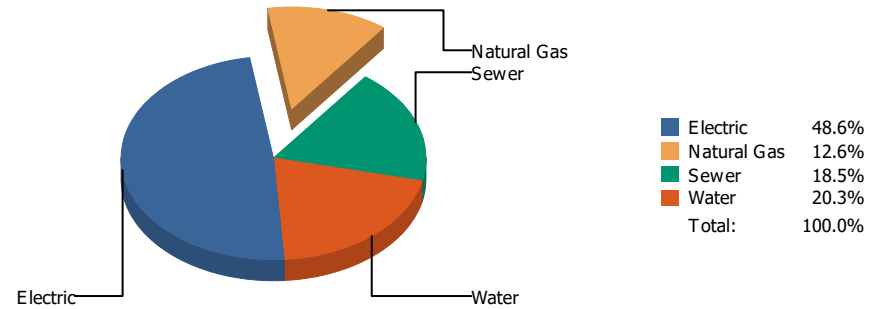
Commodity	Common Use	Energy Use	Energy Use / Area	Total Cost	Cost / Unit	Cost / Area
<b>Place: [BASSETT] BASSETT                      049 [BUILDING]</b>						
<b>Area: 174,250 SqFt</b>						
<b>Billing Period: Sep 2019</b>						
ELECTRIC	83,550.00 kWh	285,073 KBtu	1.636 KBtu/SqFt	\$8,912.30	\$0.107 /kWh	\$0.051 /SqFt
NATURALGAS	431.00 CCF	44,393 KBtu	0.255 KBtu/SqFt	\$467.46	\$1.085 /CCF	\$0.003 /SqFt
SEWER	403.00 CCF			\$1,052.85	\$2.613 /CCF	\$0.006 /SqFt
WATER	2,397.00 CCF			\$13,163.41	\$5.492 /CCF	\$0.075 /SqFt
<b>Totals:</b>		<b>329,466 KBtu</b>	<b>1.891 KBtu/SqFt</b>	<b>\$23,596.02</b>		



**Energy**

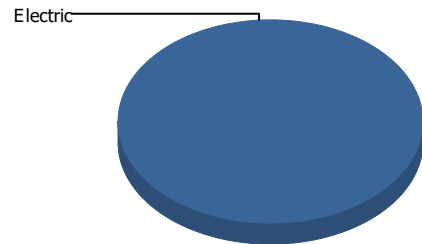


**Cost**



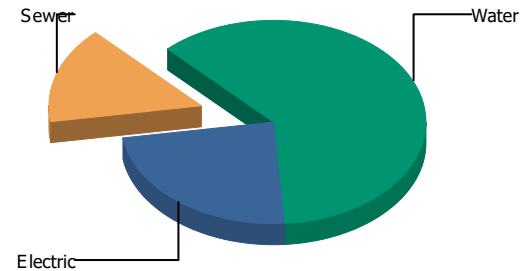
Commodity	Common Use	Energy Use	Energy Use / Area	Total Cost	Cost / Unit	Cost / Area
<b>Place: [BEALL] BEALL      104 [BUILDING]</b>						
<b>Area: 74,454 SqFt</b>						
<b>Billing Period: Sep 2019</b>						
ELECTRIC	5,997.00 kWh	20,462 KBtu	0.275 KBtu/SqFt	\$1,134.41	\$0.189 /kWh	\$0.015 /SqFt
NATURALGAS	2.00 CCF	206 KBtu	0.003 KBtu/SqFt	\$294.78	\$147.390 /CCF	\$0.004 /SqFt
SEWER	101.00 CCF			\$430.73	\$4.265 /CCF	\$0.006 /SqFt
WATER	111.00 CCF			\$473.15	\$4.263 /CCF	\$0.006 /SqFt
<b>Totals:</b>		<b>20,668 KBtu</b>	<b>0.278 KBtu/SqFt</b>	<b>\$2,333.07</b>		

**Energy**



■ Electric 100.0%  
 ■ Sewer 0.0%  
 ■ Water 0.0%  
 Total: 100.0%

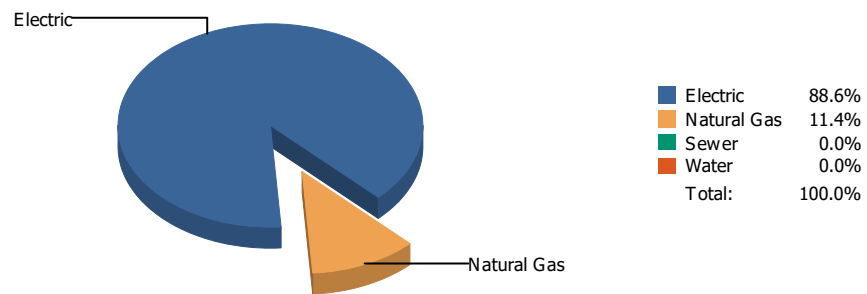
**Cost**



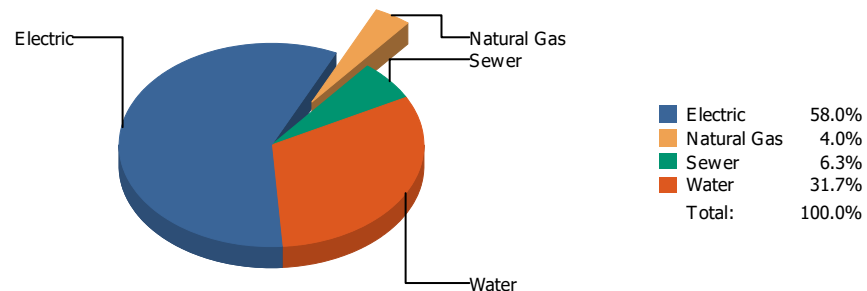
■ Electric 23.6%  
 ■ Sewer 15.4%  
 ■ Water 61.0%  
 Total: 100.0%

Commodity	Common Use	Energy Use	Energy Use / Area	Total Cost	Cost / Unit	Cost / Area
<b>Place: [BLISS] BLISS      105 [BUILDING]</b>						
<b>Area: 78,820 SqFt</b>						
<b>Billing Period: Sep 2019</b>						
ELECTRIC	41,502.00 kWh	141,605 KBtu	1.797 KBtu/SqFt	\$4,937.10	\$0.119 /kWh	\$0.063 /SqFt
SEWER	1,451.00 CCF			\$3,211.73	\$2.213 /CCF	\$0.041 /SqFt
WATER	3,757.00 CCF			\$12,750.92	\$3.394 /CCF	\$0.162 /SqFt
<b>Totals:</b>		<b>141,605 KBtu</b>	<b>1.797 KBtu/SqFt</b>	<b>\$20,899.75</b>		

### Energy

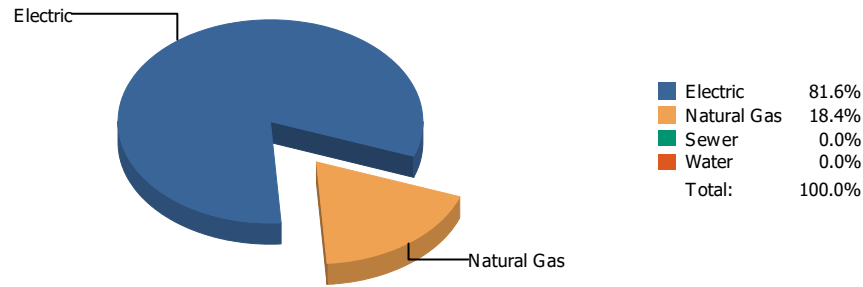


### Cost

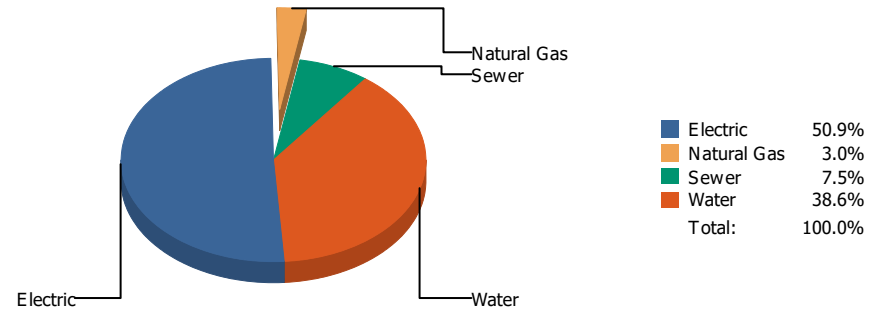


Commodity	Common Use	Energy Use	Energy Use / Area	Total Cost	Cost / Unit	Cost / Area
<b>Place: [BOND_2] BOND      160 [BUILDING]</b>						
<b>Area: 89,988 SqFt</b>						
<b>Billing Period: Sep 2019</b>						
ELECTRIC	41,001.00 kWh	139,895 KBtu	1.555 KBtu/SqFt	\$5,348.97	\$0.130 /kWh	\$0.059 /SqFt
NATURALGAS	175.00 CCF	18,025 KBtu	0.200 KBtu/SqFt	\$364.26	\$2.081 /CCF	\$0.004 /SqFt
SEWER	125.00 CCF			\$580.90	\$4.647 /CCF	\$0.006 /SqFt
WATER	529.00 CCF			\$2,924.04	\$5.527 /CCF	\$0.032 /SqFt
<b>Totals:</b>		<b>157,920 KBtu</b>	<b>1.755 KBtu/SqFt</b>	<b>\$9,218.17</b>		

**Energy**

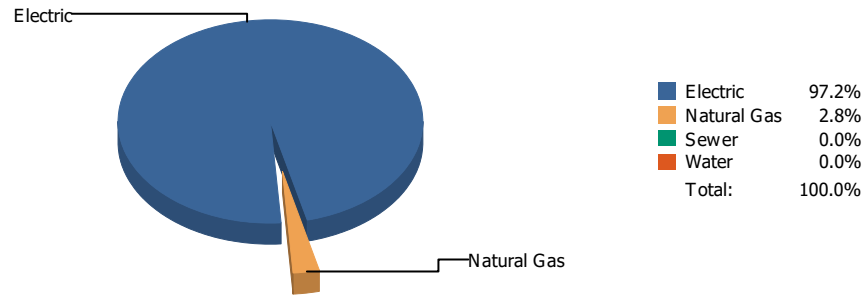


**Cost**

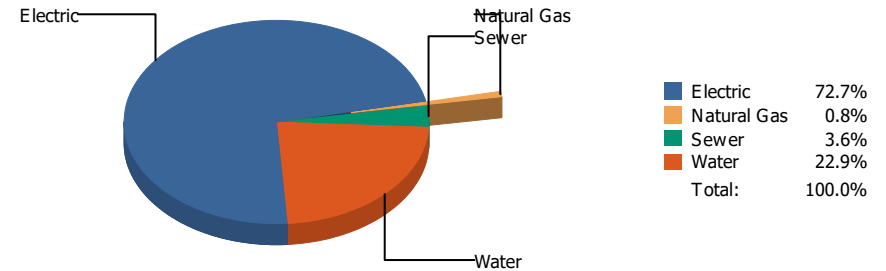


Commodity	Common Use	Energy Use	Energy Use / Area	Total Cost	Cost / Unit	Cost / Area
<b>Place: [BONHAM] BONHAM      106 [BUILDING]</b>						
<b>Area: 53,522 SqFt</b>						
<b>Billing Period: Sep 2019</b>						
ELECTRIC	38,614.00 kWh	131,751 KBtu	2.462 KBtu/SqFt	\$4,430.39	\$0.115 /kWh	\$0.083 /SqFt
NATURALGAS	289.00 CCF	29,767 KBtu	0.556 KBtu/SqFt	\$263.31	\$0.911 /CCF	\$0.005 /SqFt
SEWER	222.00 CCF			\$654.46	\$2.948 /CCF	\$0.012 /SqFt
WATER	669.00 CCF			\$3,356.05	\$5.017 /CCF	\$0.063 /SqFt
<b>Totals:</b>		<b>161,518 KBtu</b>	<b>3.018 KBtu/SqFt</b>	<b>\$8,704.21</b>		

### Energy

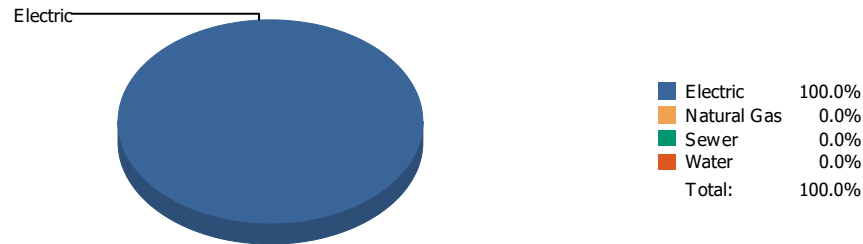


### Cost

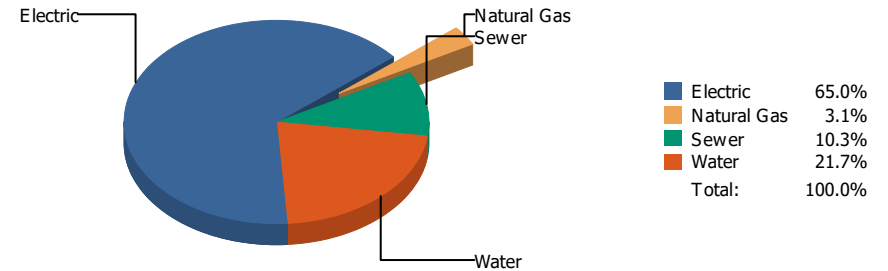


Commodity	Common Use	Energy Use	Energy Use / Area	Total Cost	Cost / Unit	Cost / Area
<b>Place: [BOWIE] BOWIE 003 [BUILDING]</b>						
<b>Area: 282,931 SqFt</b>						
<b>Billing Period: Sep 2019</b>						
ELECTRIC	365,134.00 kWh	1,245,837 KBtu	4.403 KBtu/SqFt	\$41,624.46	\$0.114 /kWh	\$0.147 /SqFt
NATURALGAS	353.00 CCF	36,359 KBtu	0.129 KBtu/SqFt	\$436.10	\$1.235 /CCF	\$0.002 /SqFt
SEWER	676.00 CCF			\$2,058.92	\$3.046 /CCF	\$0.007 /SqFt
WATER	4,470.00 CCF			\$13,115.84	\$2.934 /CCF	\$0.046 /SqFt
<b>Totals:</b>		<b>1,282,196 KBtu</b>	<b>4.532 KBtu/SqFt</b>	<b>\$57,235.32</b>		

**Energy**

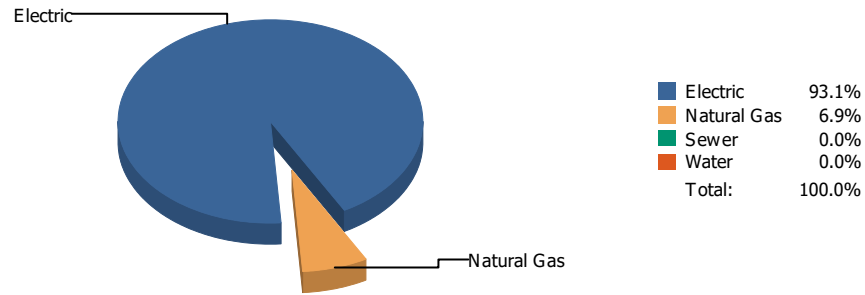


**Cost**

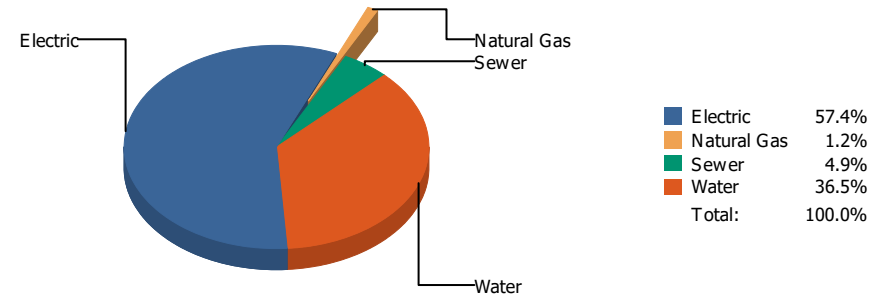


Commodity	Common Use	Energy Use	Energy Use / Area	Total Cost	Cost / Unit	Cost / Area
<b>Place: [BRADLEY] BRADLEY 158 [BUILDING]</b>						
<b>Area: 59,142 SqFt</b>						
<b>Billing Period: Sep 2019</b>						
ELECTRIC	28,440.00 kWh	97,037 KBtu	1.641 KBtu/SqFt	\$3,099.88	\$0.109 /kWh	\$0.052 /SqFt
NATURALGAS	0.00 CCF	0 KBtu	0.000 KBtu/SqFt	\$146.99	\$0.000 /CCF	\$0.002 /SqFt
SEWER	71.00 CCF			\$489.22	\$6.890 /CCF	\$0.008 /SqFt
WATER	282.00 CCF			\$1,034.43	\$3.668 /CCF	\$0.017 /SqFt
<b>Totals:</b>		<b>97,037 KBtu</b>	<b>1.641 KBtu/SqFt</b>	<b>\$4,770.52</b>		

**Energy**

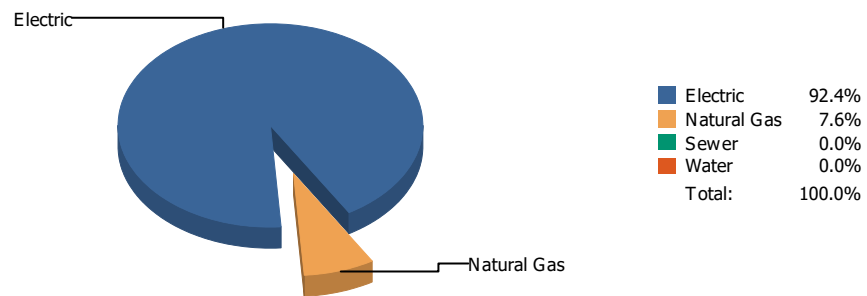


**Cost**

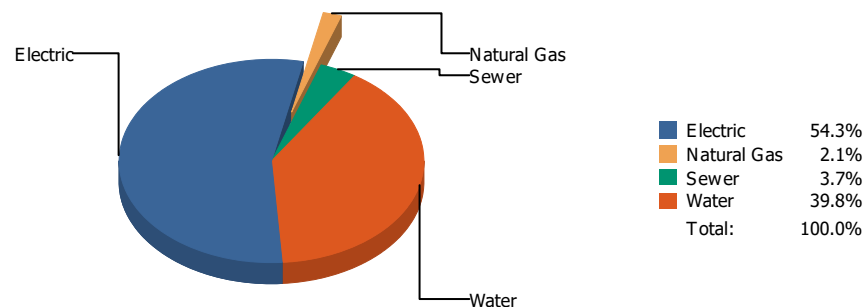


Commodity	Common Use	Energy Use	Energy Use / Area	Total Cost	Cost / Unit	Cost / Area
<b>Place: [BROWN] BROWN MIDDLE SCHOOL 056 [BUILDING]</b>						
<b>Area: 173,263 SqFt</b>						
<b>Billing Period: Sep 2019</b>						
ELECTRIC	143,600.00 kWh	489,963 KBtu	2.828 KBtu/SqFt	\$14,153.33	\$0.099 /kWh	\$0.082 /SqFt
NATURALGAS	355.00 CCF	36,565 KBtu	0.211 KBtu/SqFt	\$289.90	\$0.817 /CCF	\$0.002 /SqFt
SEWER	426.00 CCF			\$1,220.52	\$2.865 /CCF	\$0.007 /SqFt
WATER	1,775.00 CCF			\$8,999.46	\$5.070 /CCF	\$0.052 /SqFt
<b>Totals:</b>		<b>526,528 KBtu</b>	<b>3.039 KBtu/SqFt</b>	<b>\$24,663.21</b>		

### Energy



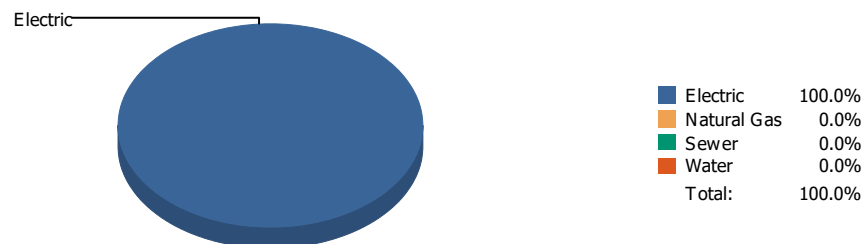
### Cost



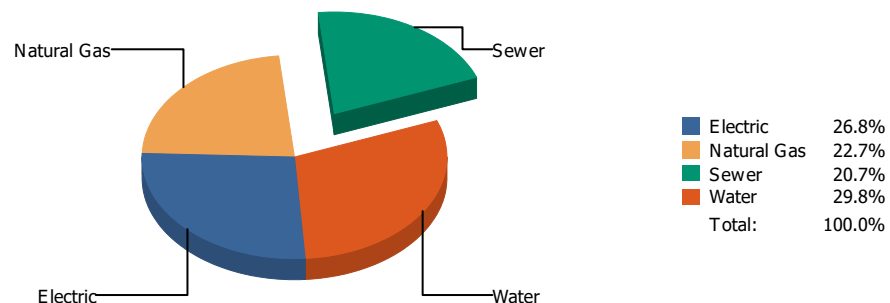
Commodity	Common Use	Energy Use	Energy Use / Area	Total Cost	Cost / Unit	Cost / Area
<b>Place: [BURGES] BURGES      004 [BUILDING]</b>						
<b>Area: 241,219 SqFt</b>						
<b>Billing Period: Sep 2019</b>						
ELECTRIC	142,804.00 kWh	487,247 KBtu	2.020 KBtu/SqFt	\$15,422.42	\$0.108 /kWh	\$0.064 /SqFt
NATURALGAS	390.00 CCF	40,170 KBtu	0.167 KBtu/SqFt	\$597.95	\$1.533 /CCF	\$0.002 /SqFt
SEWER	241.00 CCF			\$1,062.09	\$4.407 /CCF	\$0.004 /SqFt
WATER	1,844.00 CCF			\$11,310.04	\$6.133 /CCF	\$0.047 /SqFt
<b>Totals:</b>		<b>527,417 KBtu</b>	<b>2.186 KBtu/SqFt</b>	<b>\$28,392.50</b>		



**Energy**

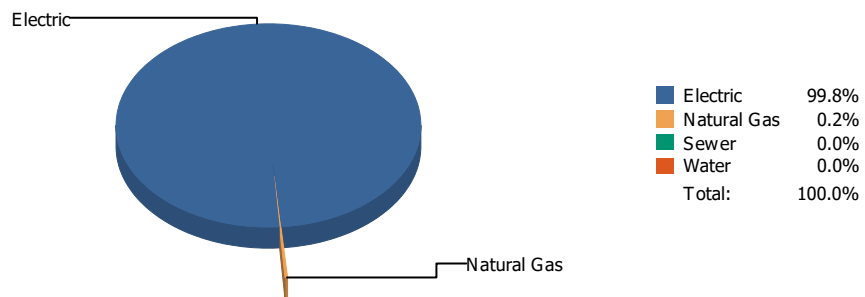


**Cost**

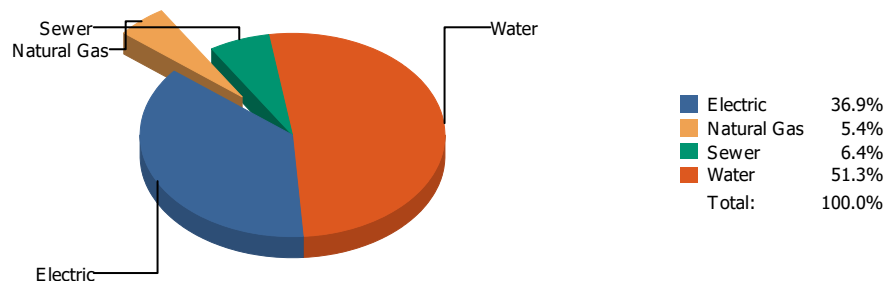


Commodity	Common Use	Energy Use	Energy Use / Area	Total Cost	Cost / Unit	Cost / Area
<b>Place: [BURLESON] BURLESON 107 [BUILDING]</b>						
<b>Area: 73,772 SqFt</b>						
<b>Billing Period: Sep 2019</b>						
ELECTRIC	5,985.00 kWh	20,421 KBtu	0.277 KBtu/SqFt	\$519.77	\$0.087 /kWh	\$0.007 /SqFt
NATURALGAS	0.00 CCF	0 KBtu	0.000 KBtu/SqFt	\$440.97	\$0.000 /CCF	\$0.006 /SqFt
SEWER	97.00 CCF			\$401.28	\$4.137 /CCF	\$0.005 /SqFt
WATER	290.00 CCF			\$578.64	\$1.995 /CCF	\$0.008 /SqFt
<b>Totals:</b>		<b>20,421 KBtu</b>	<b>0.277 KBtu/SqFt</b>	<b>\$1,940.66</b>		

### Energy

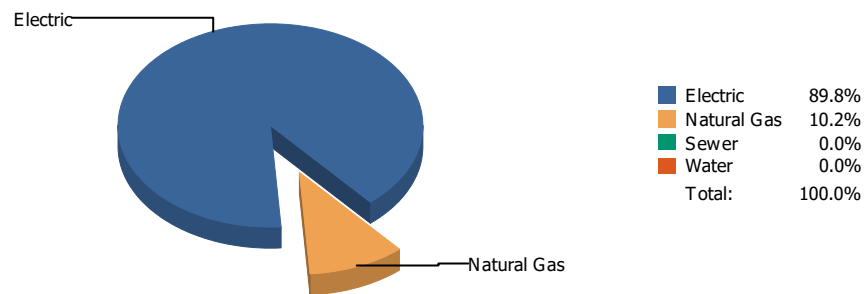


### Cost

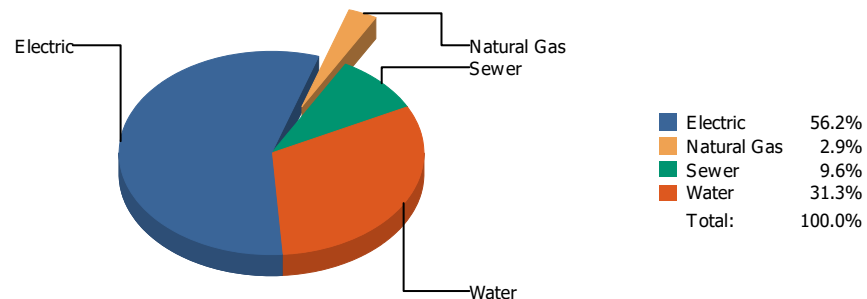


Commodity	Common Use	Energy Use	Energy Use / Area	Total Cost	Cost / Unit	Cost / Area
<b>Place: [BURNET] BURNET 108 [BUILDING]</b>						
<b>Area: 50,520 SqFt</b>						
<b>Billing Period: Sep 2019</b>						
ELECTRIC	12,895.00 kWh	43,998 KBtu	0.871 KBtu/SqFt	\$2,003.17	\$0.155 /kWh	\$0.039 /SqFt
NATURALGAS	1.00 CCF	103 KBtu	0.002 KBtu/SqFt	\$294.54	\$294.540 /CCF	\$0.006 /SqFt
SEWER	71.00 CCF			\$347.72	\$4.897 /CCF	\$0.007 /SqFt
WATER	487.00 CCF			\$2,782.09	\$5.713 /CCF	\$0.055 /SqFt
<b>Totals:</b>		<b>44,101 KBtu</b>	<b>0.873 KBtu/SqFt</b>	<b>\$5,427.52</b>		

### Energy

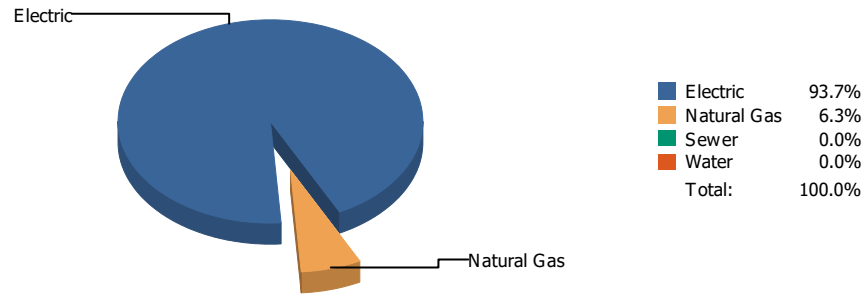


### Cost

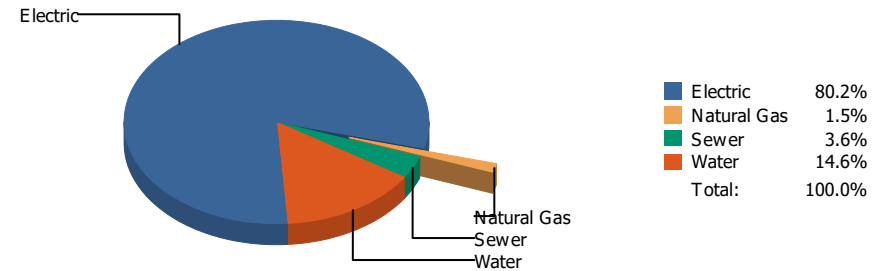


Commodity	Common Use	Energy Use	Energy Use / Area	Total Cost	Cost / Unit	Cost / Area
<b>Place: [CANYON-HILLS] CANYON HILLS 043 [BUILDING]</b>						
<b>Area: 133,149 SqFt</b>						
<b>Billing Period: Sep 2019</b>						
ELECTRIC	67,050.00 kWh	228,775 KBtu	1.718 KBtu/SqFt	\$7,713.19	\$0.115 /kWh	\$0.058 /SqFt
NATURALGAS	252.00 CCF	25,956 KBtu	0.195 KBtu/SqFt	\$395.23	\$1.568 /CCF	\$0.003 /SqFt
SEWER	309.00 CCF			\$1,322.46	\$4.280 /CCF	\$0.010 /SqFt
WATER	915.00 CCF			\$4,287.78	\$4.686 /CCF	\$0.032 /SqFt
<b>Totals:</b>		<b>254,731 KBtu</b>	<b>1.913 KBtu/SqFt</b>	<b>\$13,718.66</b>		

**Energy**

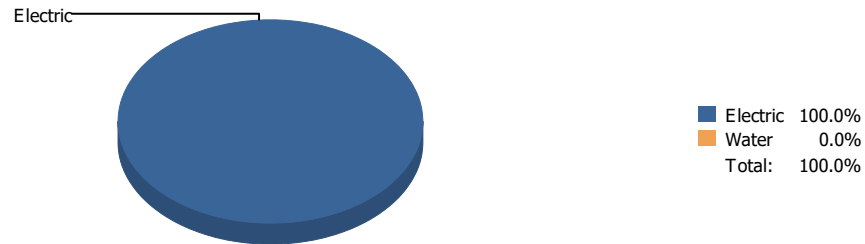


**Cost**

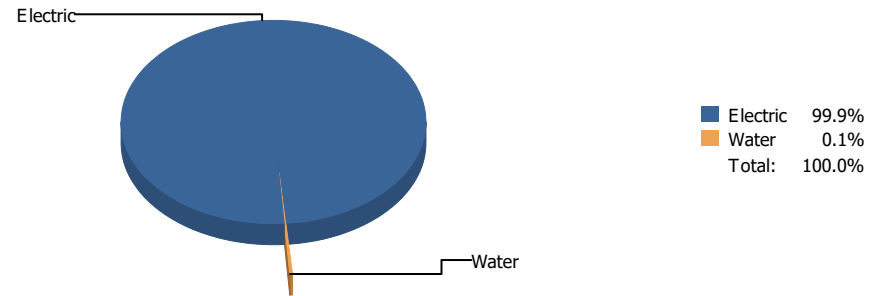


Commodity	Common Use	Energy Use	Energy Use / Area	Total Cost	Cost / Unit	Cost / Area
<b>Place: [CAREER] CAREER AND TECHNOLOGY [BUILDING]</b>						
<b>Area: 146,485 SqFt</b>						
<b>Billing Period: Sep 2019</b>						
ELECTRIC	127,269.00 kWh	434,242 KBtu	2.964 KBtu/SqFt	\$13,961.02	\$0.110 /kWh	\$0.095 /SqFt
NATURALGAS	284.00 CCF	29,252 KBtu	0.200 KBtu/SqFt	\$261.21	\$0.920 /CCF	\$0.002 /SqFt
SEWER	159.00 CCF			\$630.27	\$3.964 /CCF	\$0.004 /SqFt
WATER	562.00 CCF			\$2,545.24	\$4.529 /CCF	\$0.017 /SqFt
<b>Totals:</b>		<b>463,494 KBtu</b>	<b>3.164 KBtu/SqFt</b>	<b>\$17,397.74</b>		

**Energy**

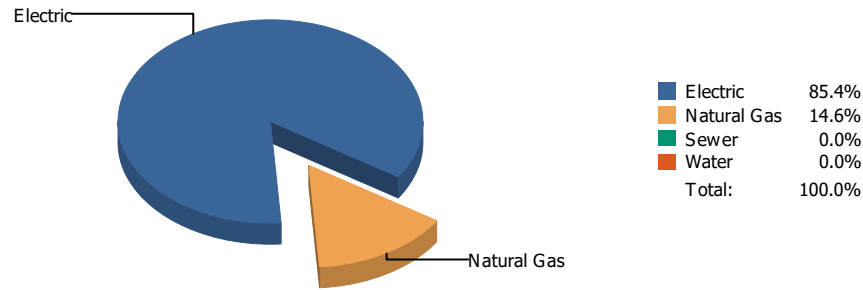


**Cost**

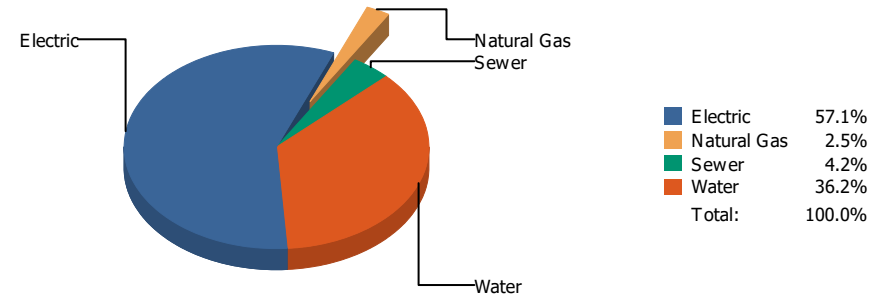


Commodity	Common Use	Energy Use	Energy Use / Area	Total Cost	Cost / Unit	Cost / Area
<b>Place: [CHAPIN] CHAPIN 012 [BUILDING]</b>						
<b>Area: 273,727 SqFt</b>						
<b>Billing Period: Sep 2019</b>						
ELECTRIC	480,977.00 kWh	1,641,094 KBtu	5.995 KBtu/SqFt	\$45,620.91	\$0.095 /kWh	\$0.167 /SqFt
WATER	0.00 CCF			\$68.00	\$0.000 /CCF	\$0.000 /SqFt
<b>Totals:</b>		<b>1,641,094 KBtu</b>	<b>5.995 KBtu/SqFt</b>	<b>\$45,688.91</b>		

**Energy**

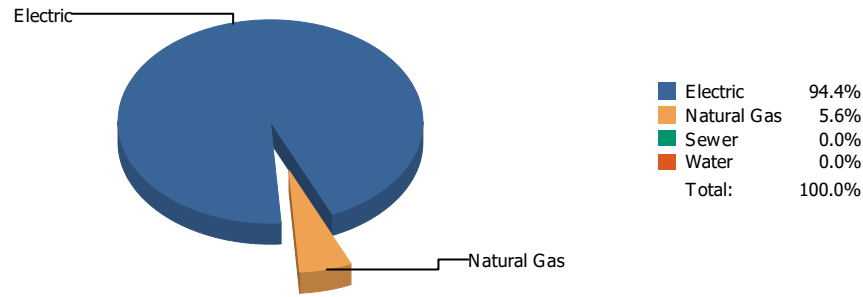


**Cost**

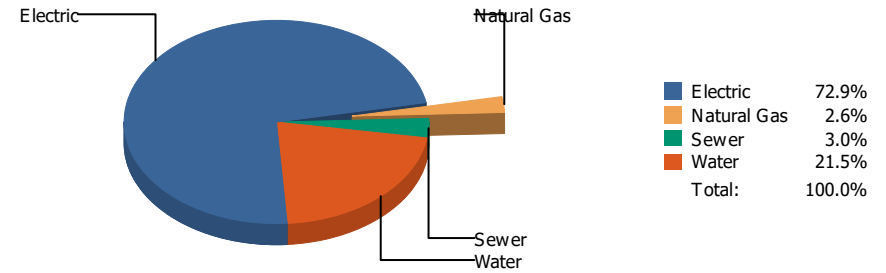


Commodity	Common Use	Energy Use	Energy Use / Area	Total Cost	Cost / Unit	Cost / Area
<b>Place: [CHARLES] H.E. CHARLES 045 [BUILDING]</b>						
<b>Area: 107,867 SqFt</b>						
<b>Billing Period: Sep 2019</b>						
ELECTRIC	96,733.00 kWh	330,053 KBtu	3.060 KBtu/SqFt	\$11,731.19	\$0.121 /kWh	\$0.109 /SqFt
NATURALGAS	549.00 CCF	56,547 KBtu	0.524 KBtu/SqFt	\$513.92	\$0.936 /CCF	\$0.005 /SqFt
SEWER	249.00 CCF			\$855.90	\$3.437 /CCF	\$0.008 /SqFt
WATER	1,306.00 CCF			\$7,436.87	\$5.694 /CCF	\$0.069 /SqFt
<b>Totals:</b>		<b>386,600 KBtu</b>	<b>3.584 KBtu/SqFt</b>	<b>\$20,537.88</b>		

**Energy**

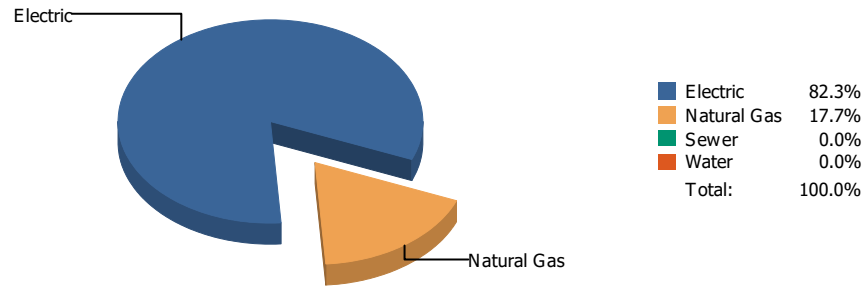


**Cost**

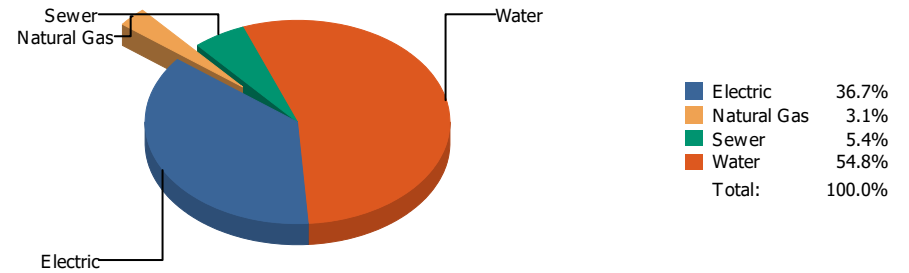


Commodity	Common Use	Energy Use	Energy Use / Area	Total Cost	Cost / Unit	Cost / Area
<b>Place: [CIELO-VISTA] CIELO VISTA 151 [BUILDING]</b>						
<b>Area: 66,034 SqFt</b>						
<b>Billing Period: Sep 2019</b>						
ELECTRIC	82,600.00 kWh	281,831 KBtu	4.268 KBtu/SqFt	\$10,201.28	\$0.124 /kWh	\$0.154 /SqFt
NATURALGAS	163.00 CCF	16,789 KBtu	0.254 KBtu/SqFt	\$359.58	\$2.206 /CCF	\$0.005 /SqFt
SEWER	95.00 CCF			\$418.37	\$4.404 /CCF	\$0.006 /SqFt
WATER	730.00 CCF			\$3,004.72	\$4.116 /CCF	\$0.045 /SqFt
<b>Totals:</b>		<b>298,620 KBtu</b>	<b>4.522 KBtu/SqFt</b>	<b>\$13,983.95</b>		

**Energy**



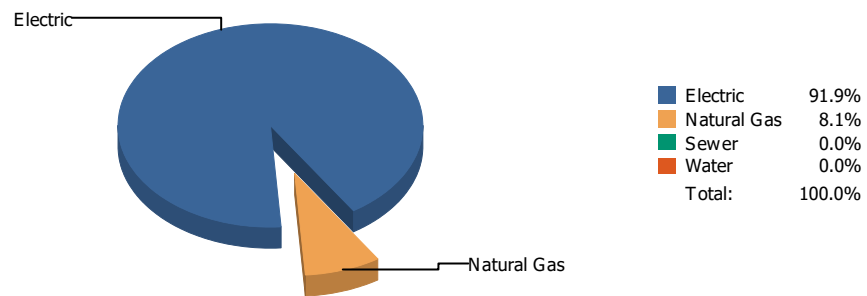
**Cost**



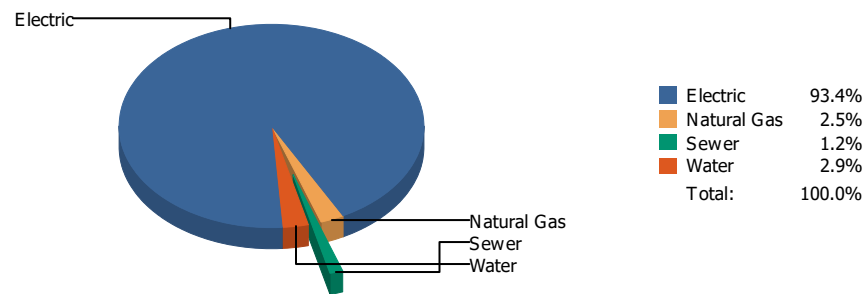
Commodity	Common Use	Energy Use	Energy Use / Area	Total Cost	Cost / Unit	Cost / Area
<b>Place: [CLARDY] CLARDY 109 [BUILDING]</b>						
<b>Area: 70,700 SqFt</b>						
<b>Billing Period: Sep 2019</b>						
ELECTRIC	37,773.00 kWh	128,881 KBtu	1.823 KBtu/SqFt	\$4,701.67	\$0.124 /kWh	\$0.066 /SqFt
NATURALGAS	270.00 CCF	27,810 KBtu	0.393 KBtu/SqFt	\$402.64	\$1.491 /CCF	\$0.006 /SqFt
SEWER	178.00 CCF			\$690.08	\$3.877 /CCF	\$0.010 /SqFt
WATER	1,169.00 CCF			\$7,020.06	\$6.005 /CCF	\$0.099 /SqFt
<b>Totals:</b>		<b>156,691 KBtu</b>	<b>2.216 KBtu/SqFt</b>	<b>\$12,814.45</b>		



### Energy

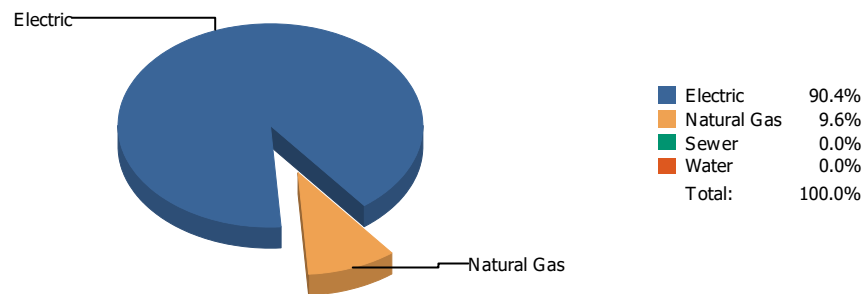


### Cost

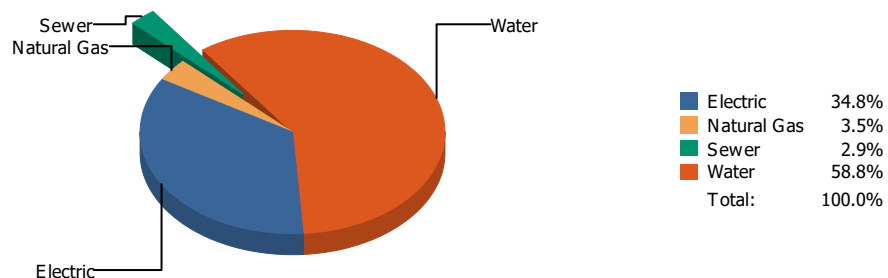


Commodity	Common Use	Energy Use	Energy Use / Area	Total Cost	Cost / Unit	Cost / Area
<b>Place: [CLENDENIN] CLENDENIN 149 [BUILDING]</b>						
<b>Area: 62,721 SqFt</b>						
<b>Billing Period: Sep 2019</b>						
ELECTRIC	67,476.00 kWh	230,228 KBtu	3.671 KBtu/SqFt	\$8,318.33	\$0.123 /kWh	\$0.133 /SqFt
NATURALGAS	197.00 CCF	20,291 KBtu	0.324 KBtu/SqFt	\$226.27	\$1.149 /CCF	\$0.004 /SqFt
SEWER	2.00 CCF			\$104.85	\$52.425 /CCF	\$0.002 /SqFt
WATER	49.00 CCF			\$256.09	\$5.226 /CCF	\$0.004 /SqFt
<b>Totals:</b>		<b>250,519 KBtu</b>	<b>3.994 KBtu/SqFt</b>	<b>\$8,905.54</b>		

### Energy

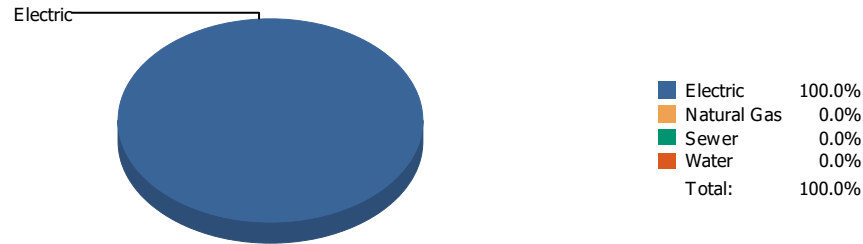


### Cost

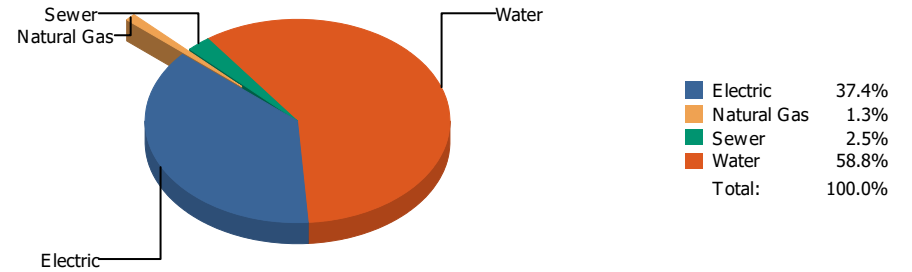


Commodity	Common Use	Energy Use	Energy Use / Area	Total Cost	Cost / Unit	Cost / Area
<b>Place: [COLDWELL] COLDWELL 110 [BUILDING]</b>						
<b>Area: 67,310 SqFt</b>						
<b>Billing Period: Sep 2019</b>						
ELECTRIC	44,790.00 kWh	152,823 KBtu	2.270 KBtu/SqFt	\$5,068.41	\$0.113 /kWh	\$0.075 /SqFt
NATURALGAS	157.00 CCF	16,171 KBtu	0.240 KBtu/SqFt	\$504.12	\$3.211 /CCF	\$0.007 /SqFt
SEWER	70.00 CCF			\$425.72	\$6.082 /CCF	\$0.006 /SqFt
WATER	1,253.00 CCF			\$8,569.42	\$6.839 /CCF	\$0.127 /SqFt
<b>Totals:</b>		<b>168,994 KBtu</b>	<b>2.511 KBtu/SqFt</b>	<b>\$14,567.67</b>		

**Energy**

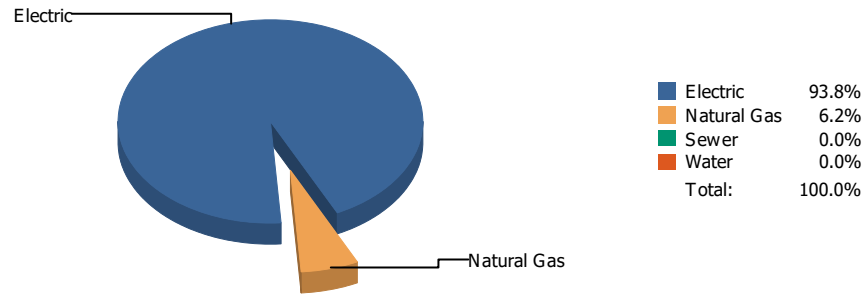


**Cost**

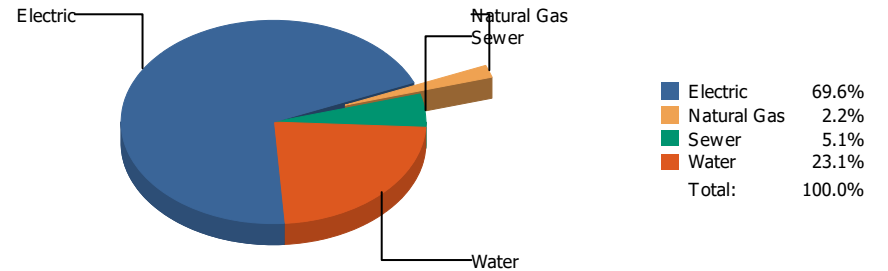


Commodity	Common Use	Energy Use	Energy Use / Area	Total Cost	Cost / Unit	Cost / Area
<b>Place: [COLLINS] COLLINS      142 [BUILDING]</b>						
<b>Area: 81,245 SqFt</b>						
<b>Billing Period: Sep 2019</b>						
ELECTRIC	73,899.00 kWh	252,143 KBtu	3.103 KBtu/SqFt	\$8,741.77	\$0.118 /kWh	\$0.107 /SqFt
NATURALGAS	0.00 CCF	0 KBtu	0.000 KBtu/SqFt	\$293.98	\$0.000 /CCF	\$0.004 /SqFt
SEWER	181.00 CCF			\$595.53	\$3.290 /CCF	\$0.007 /SqFt
WATER	2,031.00 CCF			\$13,747.22	\$6.769 /CCF	\$0.169 /SqFt
<b>Totals:</b>		<b>252,143 KBtu</b>	<b>3.103 KBtu/SqFt</b>	<b>\$23,378.50</b>		

**Energy**

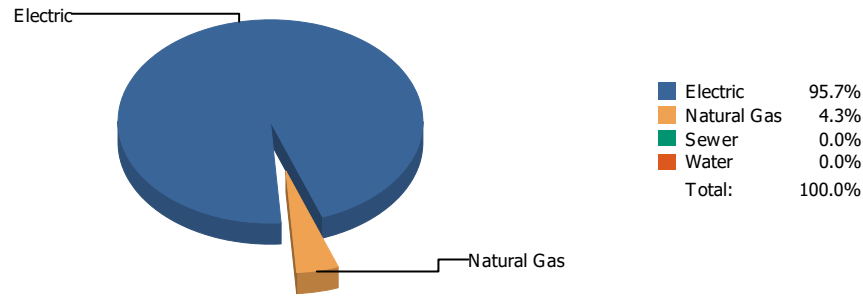


**Cost**

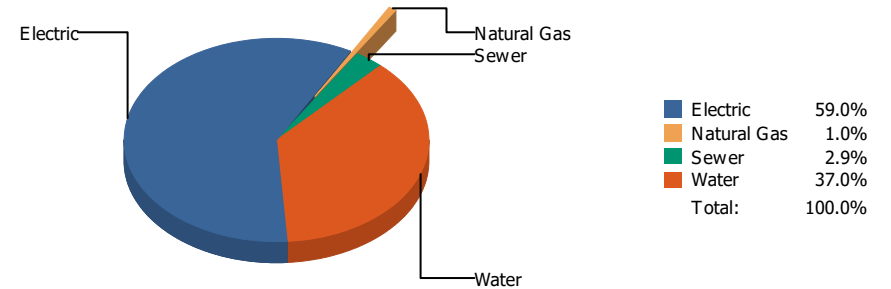


Commodity	Common Use	Energy Use	Energy Use / Area	Total Cost	Cost / Unit	Cost / Area
<b>Place: [COOLEY] COOLEY 111 [BUILDING]</b>						
<b>Area: 95,590 SqFt</b>						
<b>Billing Period: Sep 2019</b>						
ELECTRIC	127,400.00 kWh	434,689 KBtu	4.547 KBtu/SqFt	\$13,090.18	\$0.103 /kWh	\$0.137 /SqFt
NATURALGAS	281.00 CCF	28,943 KBtu	0.303 KBtu/SqFt	\$407.08	\$1.449 /CCF	\$0.004 /SqFt
SEWER	174.00 CCF			\$963.36	\$5.537 /CCF	\$0.010 /SqFt
WATER	868.00 CCF			\$4,339.42	\$4.999 /CCF	\$0.045 /SqFt
<b>Totals:</b>		<b>463,632 KBtu</b>	<b>4.850 KBtu/SqFt</b>	<b>\$18,800.04</b>		

**Energy**

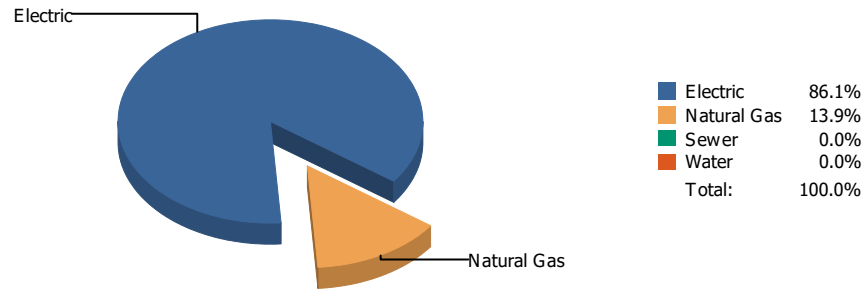


**Cost**

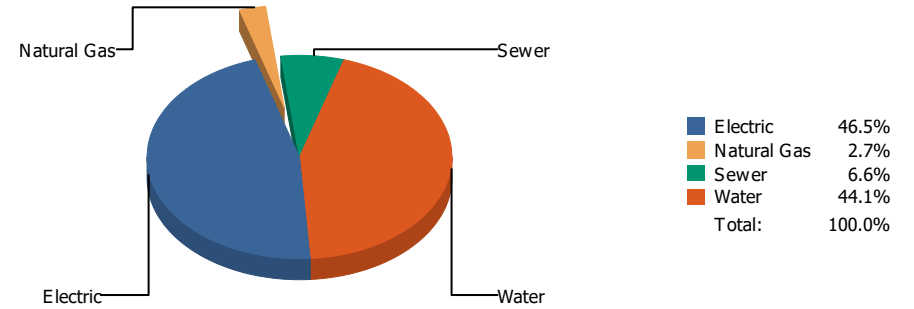


Commodity	Common Use	Energy Use	Energy Use / Area	Total Cost	Cost / Unit	Cost / Area
<b>Place: [CORONADO] CORONADO 005 [BUILDING]</b>						
<b>Area: 406,757 SqFt</b>						
<b>Billing Period: Sep 2019</b>						
ELECTRIC	290,587.00 kWh	991,483 KBtu	2.438 KBtu/SqFt	\$31,417.89	\$0.108 /kWh	\$0.077 /SqFt
NATURALGAS	436.00 CCF	44,908 KBtu	0.110 KBtu/SqFt	\$558.36	\$1.281 /CCF	\$0.001 /SqFt
SEWER	522.00 CCF			\$1,568.06	\$3.004 /CCF	\$0.004 /SqFt
WATER	4,339.00 CCF			\$19,667.58	\$4.533 /CCF	\$0.048 /SqFt
<b>Totals:</b>		<b>1,036,391 KBtu</b>	<b>2.548 KBtu/SqFt</b>	<b>\$53,211.89</b>		

**Energy**

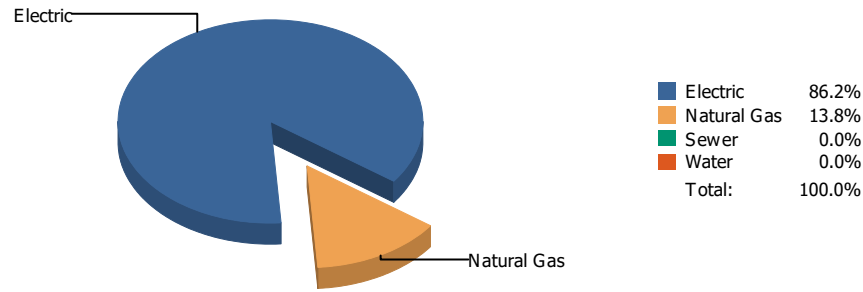


**Cost**

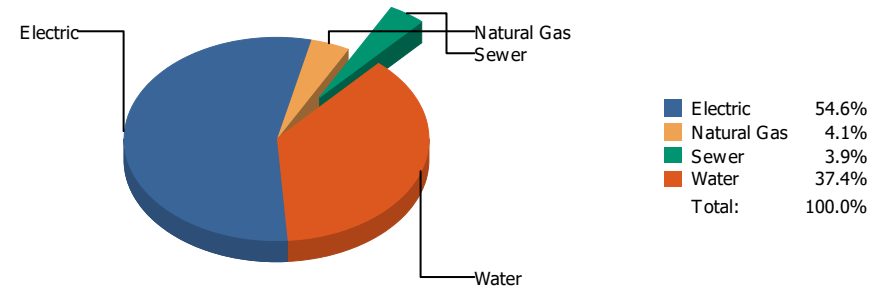


Commodity	Common Use	Energy Use	Energy Use / Area	Total Cost	Cost / Unit	Cost / Area
<b>Place: [CROCKETT_1] CROCKETT 112 [BUILDING]</b>						
<b>Area: 92,585 SqFt</b>						
<b>Billing Period: Sep 2019</b>						
ELECTRIC	32,252.00 kWh	110,044 KBtu	1.189 KBtu/SqFt	\$3,656.29	\$0.113 /kWh	\$0.039 /SqFt
NATURALGAS	172.00 CCF	17,716 KBtu	0.191 KBtu/SqFt	\$216.21	\$1.257 /CCF	\$0.002 /SqFt
SEWER	106.00 CCF			\$520.55	\$4.911 /CCF	\$0.006 /SqFt
WATER	597.00 CCF			\$3,469.45	\$5.811 /CCF	\$0.037 /SqFt
<b>Totals:</b>		<b>127,760 KBtu</b>	<b>1.380 KBtu/SqFt</b>	<b>\$7,862.50</b>		

**Energy**

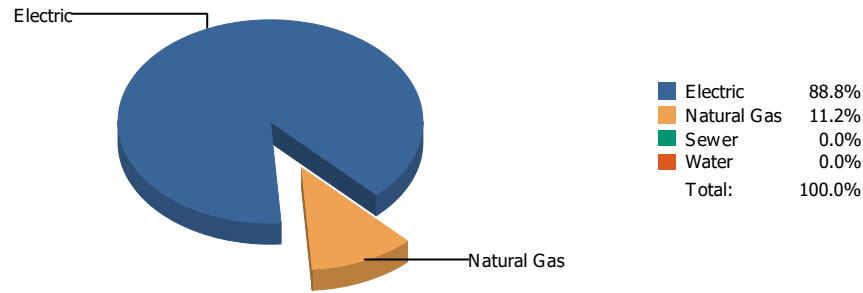


**Cost**

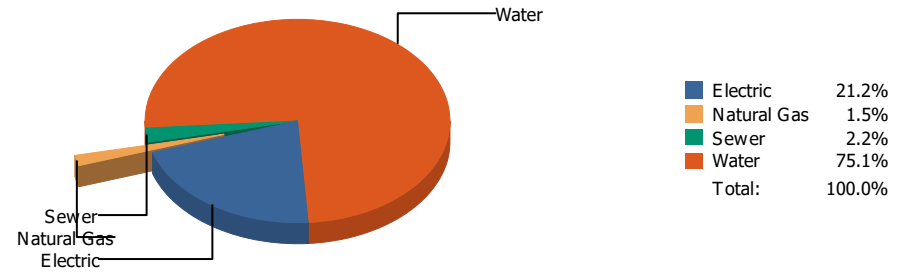


Commodity	Common Use	Energy Use	Energy Use / Area	Total Cost	Cost / Unit	Cost / Area
<b>Place: [CROSBY] CROSBY      113 [BUILDING]</b>						
<b>Area: 83,100 SqFt</b>						
<b>Billing Period: Sep 2019</b>						
ELECTRIC	45,656.00 kWh	155,778 KBtu	1.875 KBtu/SqFt	\$5,158.27	\$0.113 /kWh	\$0.062 /SqFt
NATURALGAS	242.00 CCF	24,926 KBtu	0.300 KBtu/SqFt	\$391.39	\$1.617 /CCF	\$0.005 /SqFt
SEWER	80.00 CCF			\$366.26	\$4.578 /CCF	\$0.004 /SqFt
WATER	585.00 CCF			\$3,527.13	\$6.029 /CCF	\$0.042 /SqFt
<b>Totals:</b>		<b>180,704 KBtu</b>	<b>2.175 KBtu/SqFt</b>	<b>\$9,443.05</b>		

**Energy**



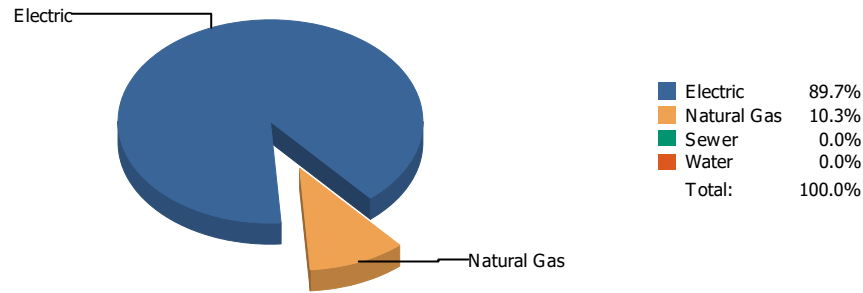
**Cost**



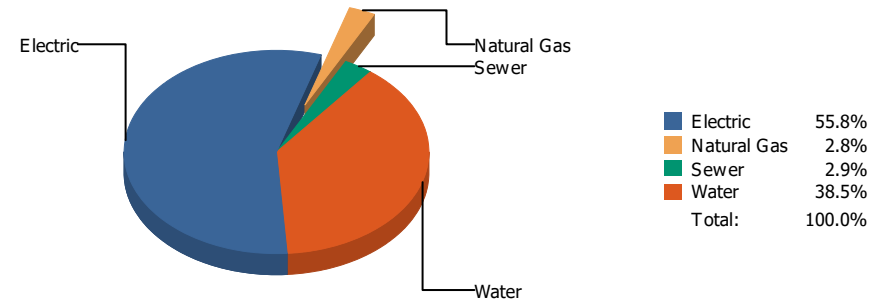
Commodity	Common Use	Energy Use	Energy Use / Area	Total Cost	Cost / Unit	Cost / Area
<b>Place: [DOUGLASS] DOUGLASS 114 [BUILDING]</b>						
<b>Area: 86,903 SqFt</b>						
<b>Billing Period: Sep 2019</b>						
ELECTRIC	47,930.00 kWh	163,537 KBtu	1.882 KBtu/SqFt	\$5,302.07	\$0.111 /kWh	\$0.061 /SqFt
NATURALGAS	200.00 CCF	20,600 KBtu	0.237 KBtu/SqFt	\$374.48	\$1.872 /CCF	\$0.004 /SqFt
SEWER	134.00 CCF			\$553.84	\$4.133 /CCF	\$0.006 /SqFt
WATER	2,672.00 CCF			\$18,817.61	\$7.043 /CCF	\$0.216 /SqFt
<b>Totals:</b>		<b>184,137 KBtu</b>	<b>2.119 KBtu/SqFt</b>	<b>\$25,048.00</b>		



### Energy

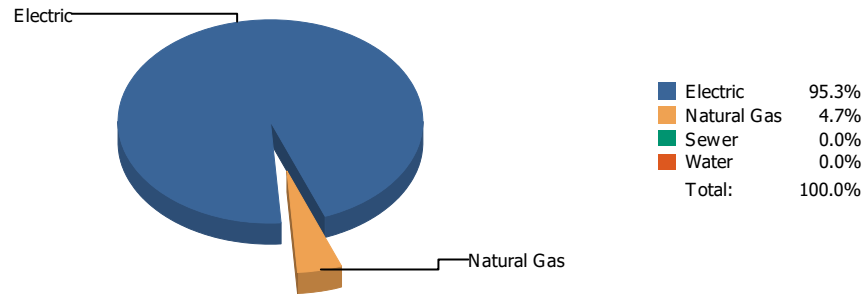


### Cost

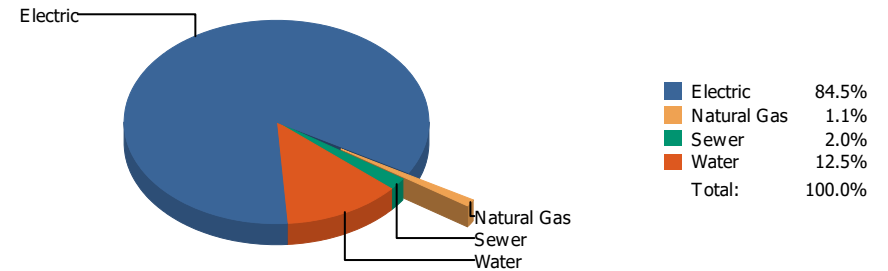


Commodity	Common Use	Energy Use	Energy Use / Area	Total Cost	Cost / Unit	Cost / Area
<b>Place: [DOWELL] DOWELL                      115 [BUILDING]</b>						
<b>Area: 55,801 SqFt</b>						
<b>Billing Period: Sep 2019</b>						
ELECTRIC	32,852.00 kWh	112,091 KBtu	2.009 KBtu/SqFt	\$3,929.96	\$0.120 /kWh	\$0.070 /SqFt
NATURALGAS	125.00 CCF	12,875 KBtu	0.231 KBtu/SqFt	\$197.49	\$1.580 /CCF	\$0.004 /SqFt
SEWER	61.00 CCF			\$205.72	\$3.372 /CCF	\$0.004 /SqFt
WATER	436.00 CCF			\$2,707.62	\$6.210 /CCF	\$0.048 /SqFt
<b>Totals:</b>		<b>124,966 KBtu</b>	<b>2.239 KBtu/SqFt</b>	<b>\$7,040.79</b>		

**Energy**

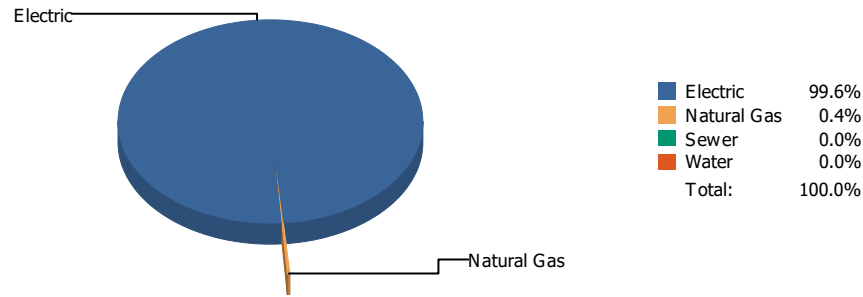


**Cost**

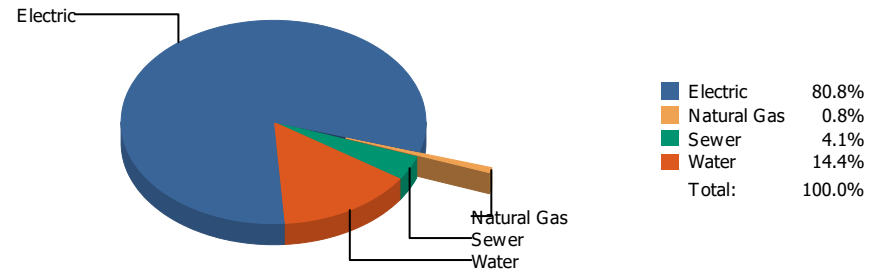


Commodity	Common Use	Energy Use	Energy Use / Area	Total Cost	Cost / Unit	Cost / Area
<b>Place: [DRHORNEDOMIDDLESCHOOL_1] DR. HORNEDO MIDDLE SCHOOL 058 [BUILDING]</b>						
<b>Area: 184,871 SqFt</b>						
<b>Billing Period: Sep 2019</b>						
ELECTRIC	159,000.00 kWh	542,508 KBtu	2.935 KBtu/SqFt	\$18,932.74	\$0.119 /kWh	\$0.102 /SqFt
NATURALGAS	261.00 CCF	26,883 KBtu	0.145 KBtu/SqFt	\$252.06	\$0.966 /CCF	\$0.001 /SqFt
SEWER	46.00 CCF			\$437.72	\$9.516 /CCF	\$0.002 /SqFt
WATER	551.00 CCF			\$2,794.25	\$5.071 /CCF	\$0.015 /SqFt
<b>Totals:</b>		<b>569,391 KBtu</b>	<b>3.080 KBtu/SqFt</b>	<b>\$22,416.77</b>		

**Energy**

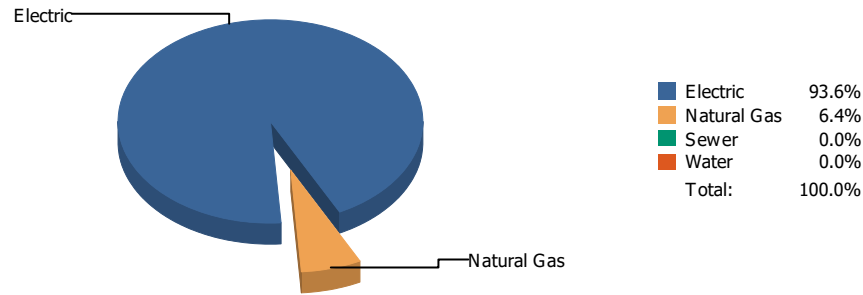


**Cost**

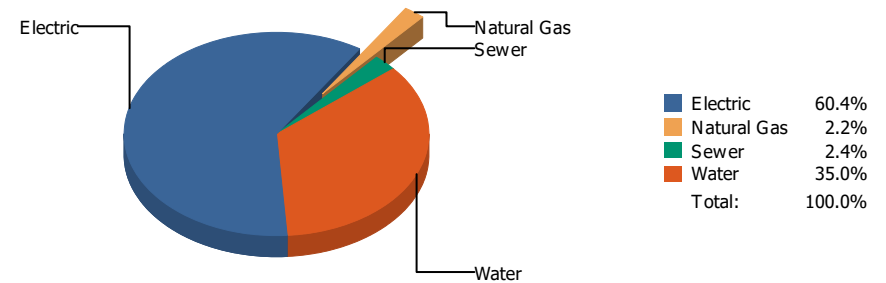


Commodity	Common Use	Energy Use	Energy Use / Area	Total Cost	Cost / Unit	Cost / Area
<b>Place: [ED-CENTER] ED CENTER 919 [BUILDING]</b>						
<b>Area: 220,243 SqFt</b>						
<b>Billing Period: Sep 2019</b>						
ELECTRIC	329,550.00 kWh	1,124,425 KBtu	5.105 KBtu/SqFt	\$31,454.29	\$0.095 /kWh	\$0.142 /SqFt
NATURALGAS	43.00 CCF	4,429 KBtu	0.020 KBtu/SqFt	\$311.29	\$7.239 /CCF	\$0.001 /SqFt
SEWER	355.00 CCF			\$1,578.45	\$4.446 /CCF	\$0.007 /SqFt
WATER	1,167.00 CCF			\$5,603.38	\$4.802 /CCF	\$0.025 /SqFt
<b>Totals:</b>		<b>1,128,854 KBtu</b>	<b>5.125 KBtu/SqFt</b>	<b>\$38,947.41</b>		

**Energy**

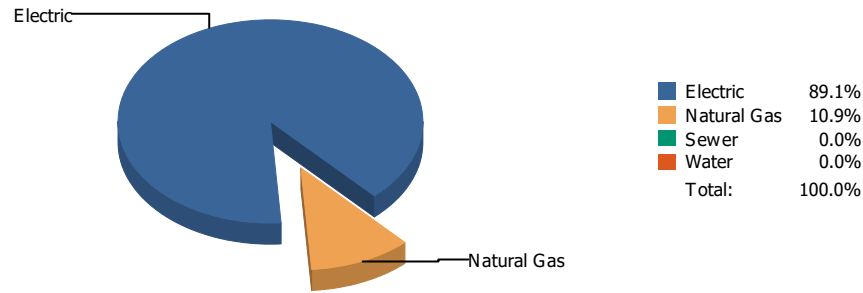


**Cost**

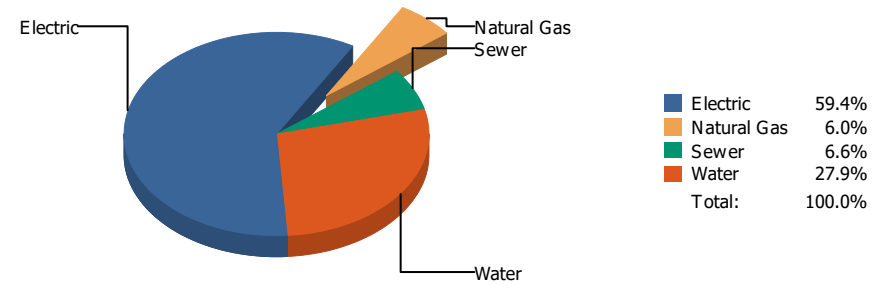


Commodity	Common Use	Energy Use	Energy Use / Area	Total Cost	Cost / Unit	Cost / Area
<b>Place: [EL-PASO-HIGH] EL PASO HIGH 006 [BUILDING]</b>						
<b>Area: 236,062 SqFt</b>						
<b>Billing Period: Sep 2019</b>						
ELECTRIC	228,696.00 kWh	780,311 KBtu	3.306 KBtu/SqFt	\$26,153.72	\$0.114 /kWh	\$0.110 /SqFt
NATURALGAS	516.00 CCF	53,148 KBtu	0.225 KBtu/SqFt	\$942.48	\$1.827 /CCF	\$0.004 /SqFt
SEWER	191.00 CCF			\$1,059.82	\$5.549 /CCF	\$0.004 /SqFt
WATER	2,426.00 CCF			\$15,156.65	\$6.248 /CCF	\$0.064 /SqFt
<b>Totals:</b>		<b>833,459 KBtu</b>	<b>3.531 KBtu/SqFt</b>	<b>\$43,312.67</b>		

**Energy**

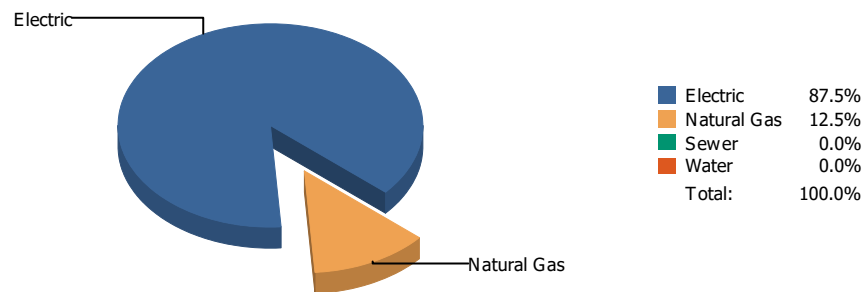


**Cost**

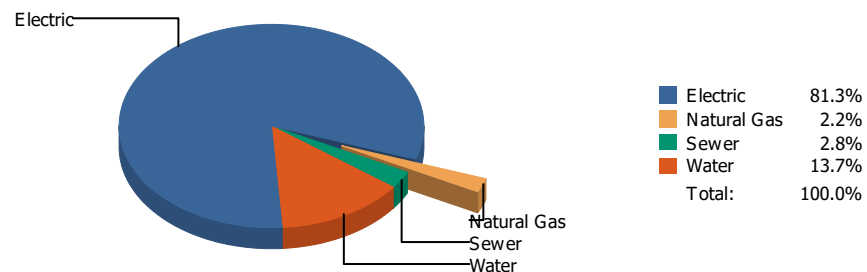


Commodity	Common Use	Energy Use	Energy Use / Area	Total Cost	Cost / Unit	Cost / Area
<b>Place: [FANNIN] FANNIN      116 [BUILDING]</b>						
<b>Area: 73,291 SqFt</b>						
<b>Billing Period: Sep 2019</b>						
ELECTRIC	43,676.00 kWh	149,023 KBtu	2.033 KBtu/SqFt	\$5,037.30	\$0.115 /kWh	\$0.069 /SqFt
NATURALGAS	177.00 CCF	18,231 KBtu	0.249 KBtu/SqFt	\$512.22	\$2.894 /CCF	\$0.007 /SqFt
SEWER	116.00 CCF			\$562.36	\$4.848 /CCF	\$0.008 /SqFt
WATER	461.00 CCF			\$2,362.93	\$5.126 /CCF	\$0.032 /SqFt
<b>Totals:</b>		<b>167,254 KBtu</b>	<b>2.282 KBtu/SqFt</b>	<b>\$8,474.81</b>		

### Energy

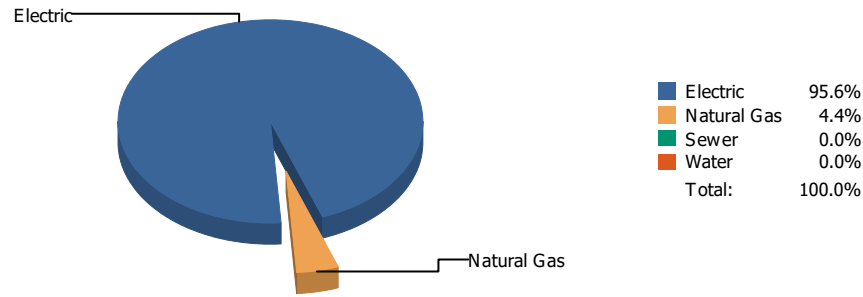


### Cost

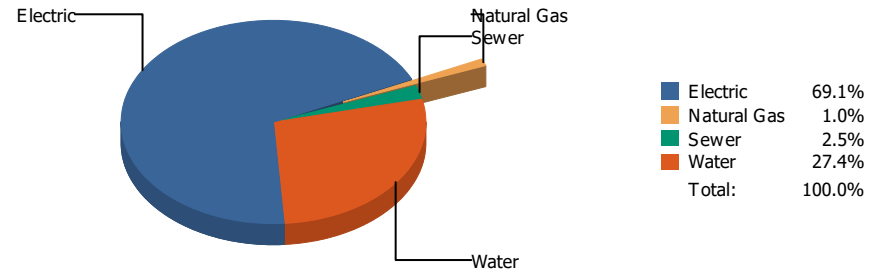


Commodity	Common Use	Energy Use	Energy Use / Area	Total Cost	Cost / Unit	Cost / Area
<b>Place: [FRANKLIN] FRANKLIN HIGH SCHOOL 010 [BUILDING]</b>						
<b>Area: 329,377 SqFt</b>						
<b>Billing Period: Sep 2019</b>						
ELECTRIC	262,117.00 kWh	894,343 KBtu	2.715 KBtu/SqFt	\$28,873.23	\$0.110 /kWh	\$0.087 /SqFt
NATURALGAS	1,235.00 CCF	127,205 KBtu	0.386 KBtu/SqFt	\$779.41	\$0.631 /CCF	\$0.002 /SqFt
SEWER	309.00 CCF			\$979.50	\$3.170 /CCF	\$0.003 /SqFt
WATER	1,055.00 CCF			\$4,874.31	\$4.620 /CCF	\$0.015 /SqFt
<b>Totals:</b>		<b>1,021,548 KBtu</b>	<b>3.101 KBtu/SqFt</b>	<b>\$35,506.45</b>		

**Energy**

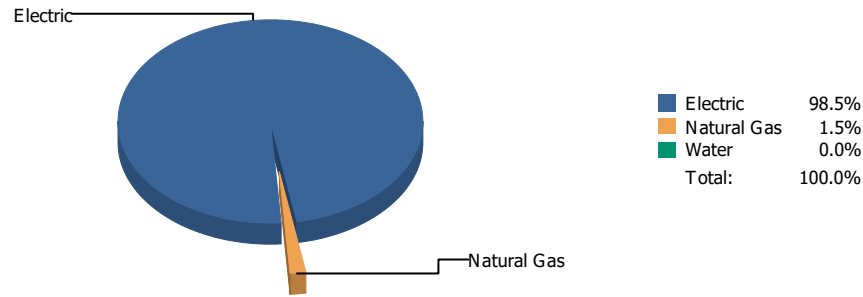


**Cost**

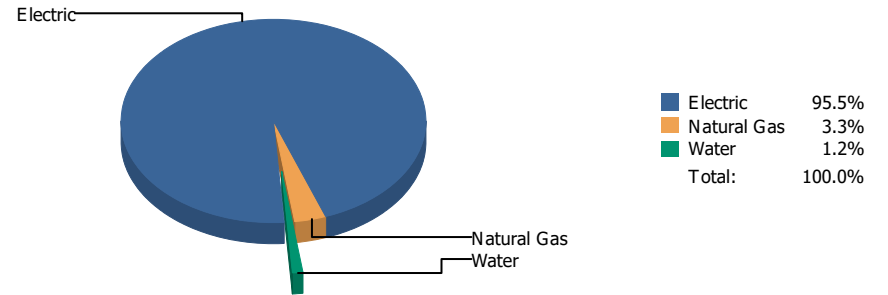


Commodity	Common Use	Energy Use	Energy Use / Area	Total Cost	Cost / Unit	Cost / Area
<b>Place: [FRANKLIN9THGRADECENTER_2] FRANKLIN 9TH GRADE CENTER 053 [BUILDING]</b>						
<b>Area: 193,158 SqFt</b>						
<b>Billing Period: Sep 2019</b>						
ELECTRIC	170,000.00 kWh	580,040 KBtu	3.003 KBtu/SqFt	\$17,103.75	\$0.101 /kWh	\$0.089 /SqFt
NATURALGAS	257.00 CCF	26,471 KBtu	0.137 KBtu/SqFt	\$250.42	\$0.974 /CCF	\$0.001 /SqFt
SEWER	133.00 CCF			\$616.94	\$4.639 /CCF	\$0.003 /SqFt
WATER	2,789.00 CCF			\$6,770.18	\$2.427 /CCF	\$0.035 /SqFt
<b>Totals:</b>		<b>606,511 KBtu</b>	<b>3.140 KBtu/SqFt</b>	<b>\$24,741.29</b>		

**Energy**



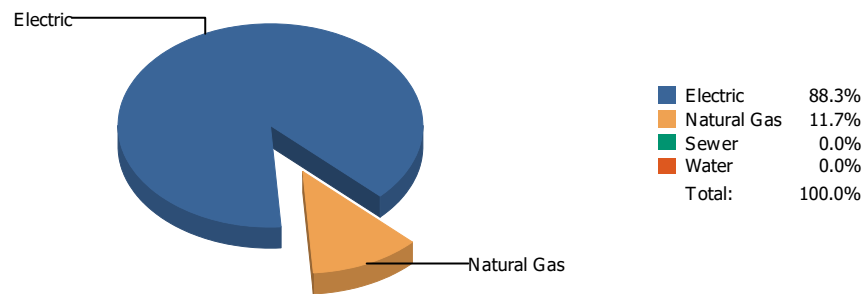
**Cost**



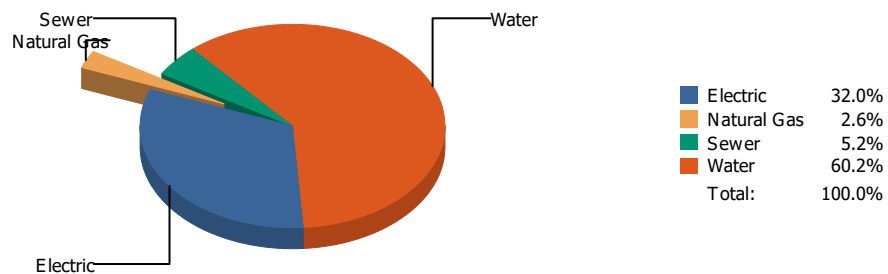
Commodity	Common Use	Energy Use	Energy Use / Area	Total Cost	Cost / Unit	Cost / Area
<b>Place: [GAMBLE] JAMES GAMBLE WAREHOUSE [BUILDING]</b>						
<b>Area: 53,241 SqFt</b>						
<b>Billing Period: Sep 2019</b>						
ELECTRIC	38,700.00 kWh	132,044 KBtu	2.480 KBtu/SqFt	\$4,448.90	\$0.115 /kWh	\$0.084 /SqFt
NATURALGAS	20.00 CCF	2,060 KBtu	0.039 KBtu/SqFt	\$155.22	\$7.761 /CCF	\$0.003 /SqFt
WATER	0.00 CCF			\$56.66	\$0.000 /CCF	\$0.001 /SqFt
<b>Totals:</b>		<b>134,104 KBtu</b>	<b>2.519 KBtu/SqFt</b>	<b>\$4,660.78</b>		



**Energy**

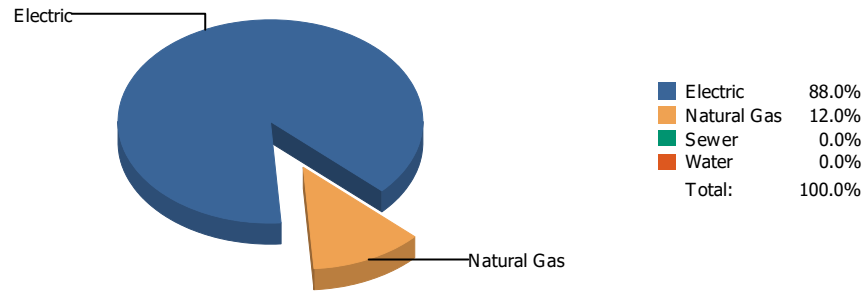


**Cost**

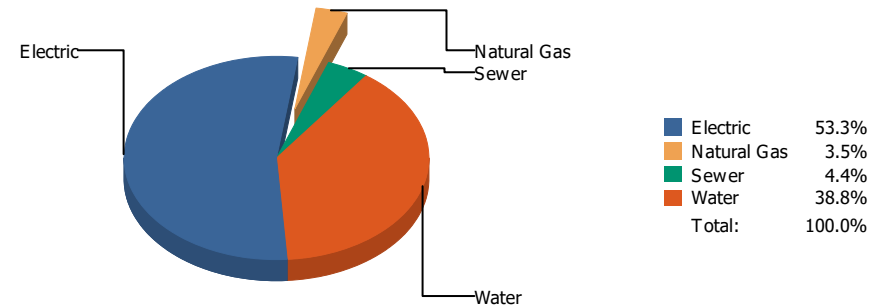


Commodity	Common Use	Energy Use	Energy Use / Area	Total Cost	Cost / Unit	Cost / Area
<b>Place: [GREEN] GREEN ELEMENTARY SCHOOL 162 [BUILDING]</b>						
<b>Area: 88,156 SqFt</b>						
<b>Billing Period: Sep 2019</b>						
ELECTRIC	47,100.00 kWh	160,705 KBtu	1.823 KBtu/SqFt	\$4,652.09	\$0.099 /kWh	\$0.053 /SqFt
NATURALGAS	207.00 CCF	21,321 KBtu	0.242 KBtu/SqFt	\$377.43	\$1.823 /CCF	\$0.004 /SqFt
SEWER	149.00 CCF			\$750.63	\$5.038 /CCF	\$0.008 /SqFt
WATER	1,340.00 CCF			\$8,761.05	\$6.538 /CCF	\$0.099 /SqFt
<b>Totals:</b>		<b>182,026 KBtu</b>	<b>2.065 KBtu/SqFt</b>	<b>\$14,541.20</b>		

### Energy

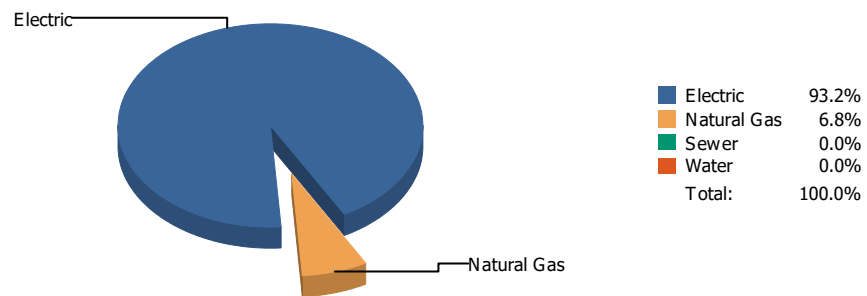


### Cost

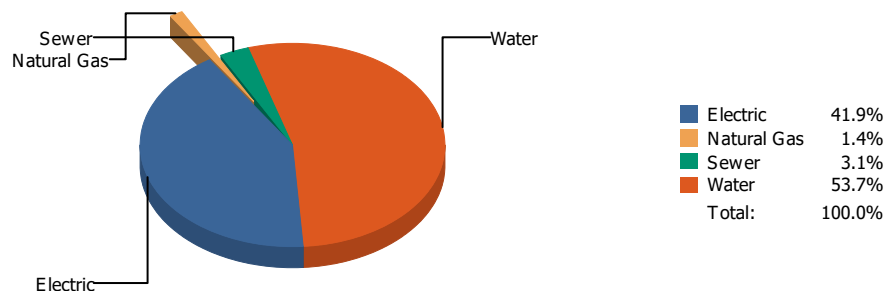


Commodity	Common Use	Energy Use	Energy Use / Area	Total Cost	Cost / Unit	Cost / Area
<b>Place: [GUERRERO] ROSA GUERRERO ELEMENTARY 163 [BUILDING]</b>						
<b>Area: 88,641 SqFt</b>						
<b>Billing Period: Sep 2019</b>						
ELECTRIC	59,920.00 kWh	204,447 KBtu	2.306 KBtu/SqFt	\$6,201.54	\$0.103 /kWh	\$0.070 /SqFt
NATURALGAS	270.00 CCF	27,810 KBtu	0.314 KBtu/SqFt	\$402.67	\$1.491 /CCF	\$0.004 /SqFt
SEWER	94.00 CCF			\$517.04	\$5.500 /CCF	\$0.006 /SqFt
WATER	1,071.00 CCF			\$4,523.85	\$4.224 /CCF	\$0.051 /SqFt
<b>Totals:</b>		<b>232,257 KBtu</b>	<b>2.620 KBtu/SqFt</b>	<b>\$11,645.10</b>		

### Energy

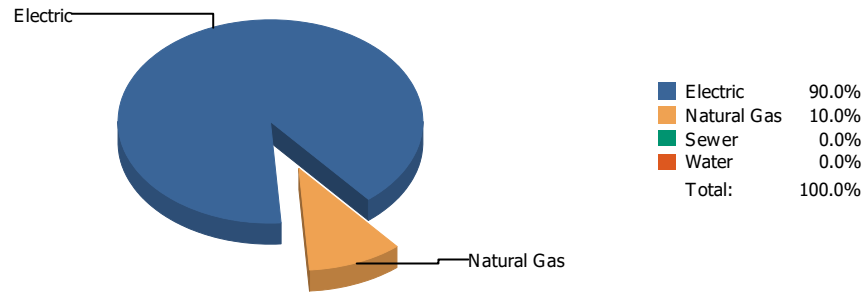


### Cost

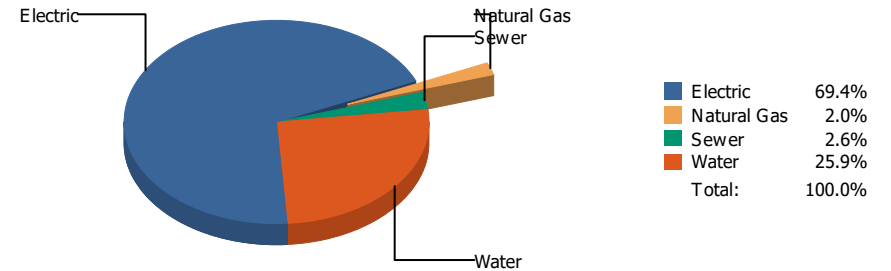


Commodity	Common Use	Energy Use	Energy Use / Area	Total Cost	Cost / Unit	Cost / Area
<b>Place: [GUILLEN] GUILLEN                      044 [BUILDING]</b>						
<b>Area: 223,773 SqFt</b>						
<b>Billing Period: Sep 2019</b>						
ELECTRIC	117,315.00 kWh	400,279 KBtu	1.789 KBtu/SqFt	\$12,064.96	\$0.103 /kWh	\$0.054 /SqFt
NATURALGAS	285.00 CCF	29,355 KBtu	0.131 KBtu/SqFt	\$408.71	\$1.434 /CCF	\$0.002 /SqFt
SEWER	272.00 CCF			\$883.72	\$3.249 /CCF	\$0.004 /SqFt
WATER	2,688.00 CCF			\$15,469.78	\$5.755 /CCF	\$0.069 /SqFt
<b>Totals:</b>		<b>429,634 KBtu</b>	<b>1.920 KBtu/SqFt</b>	<b>\$28,827.17</b>		

**Energy**

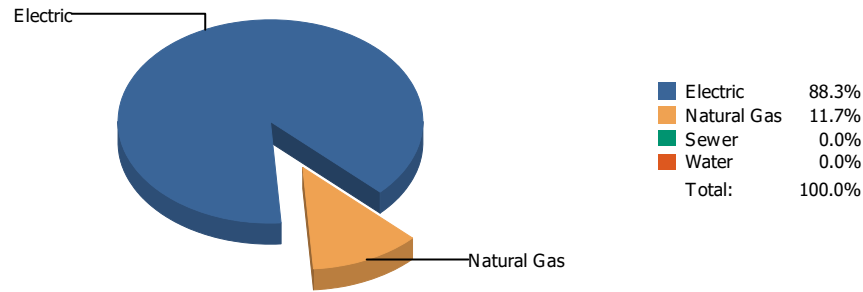


**Cost**

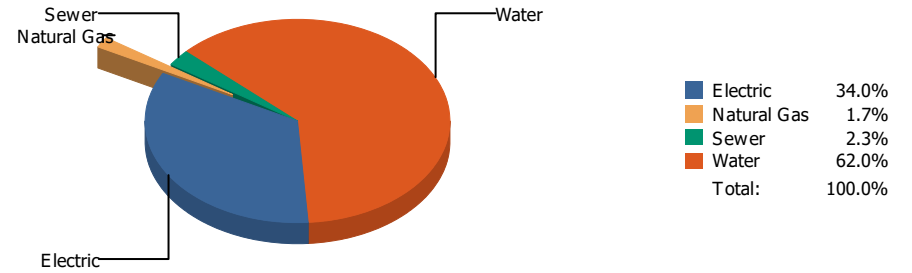


Commodity	Common Use	Energy Use	Energy Use / Area	Total Cost	Cost / Unit	Cost / Area
<b>Place: [HART] HART      118 [BUILDING]</b>						
<b>Area: 63,357 SqFt</b>						
<b>Billing Period: Sep 2019</b>						
ELECTRIC	79,560.00 kWh	271,459 KBtu	4.285 KBtu/SqFt	\$9,126.96	\$0.115 /kWh	\$0.144 /SqFt
NATURALGAS	292.00 CCF	30,076 KBtu	0.475 KBtu/SqFt	\$264.48	\$0.906 /CCF	\$0.004 /SqFt
SEWER	61.00 CCF			\$348.33	\$5.710 /CCF	\$0.005 /SqFt
WATER	687.00 CCF			\$3,410.95	\$4.965 /CCF	\$0.054 /SqFt
<b>Totals:</b>		<b>301,535 KBtu</b>	<b>4.759 KBtu/SqFt</b>	<b>\$13,150.72</b>		

**Energy**

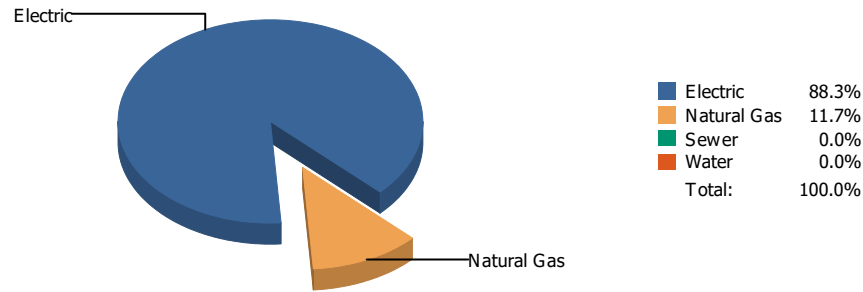


**Cost**

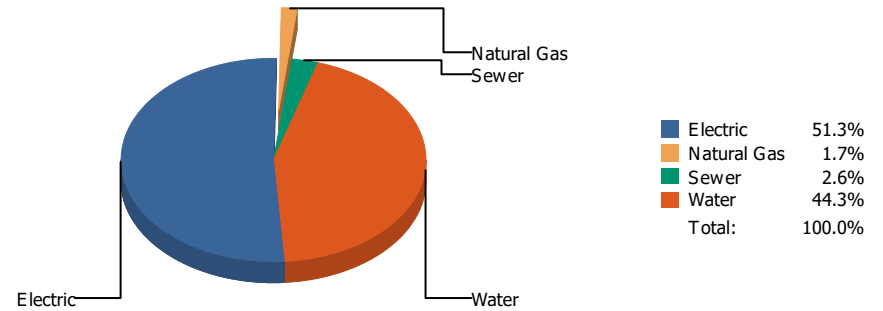


Commodity	Common Use	Energy Use	Energy Use / Area	Total Cost	Cost / Unit	Cost / Area
<b>Place: [HAWKINS] HAWKINS      119 [BUILDING]</b>						
<b>Area: 57,207 SqFt</b>						
<b>Billing Period: Sep 2019</b>						
ELECTRIC	41,743.00 kWh	142,427 KBtu	2.490 KBtu/SqFt	\$4,417.30	\$0.106 /kWh	\$0.077 /SqFt
NATURALGAS	184.00 CCF	18,952 KBtu	0.331 KBtu/SqFt	\$221.05	\$1.201 /CCF	\$0.004 /SqFt
SEWER	50.00 CCF			\$304.46	\$6.089 /CCF	\$0.005 /SqFt
WATER	1,160.00 CCF			\$8,061.77	\$6.950 /CCF	\$0.141 /SqFt
<b>Totals:</b>		<b>161,379 KBtu</b>	<b>2.821 KBtu/SqFt</b>	<b>\$13,004.58</b>		

**Energy**

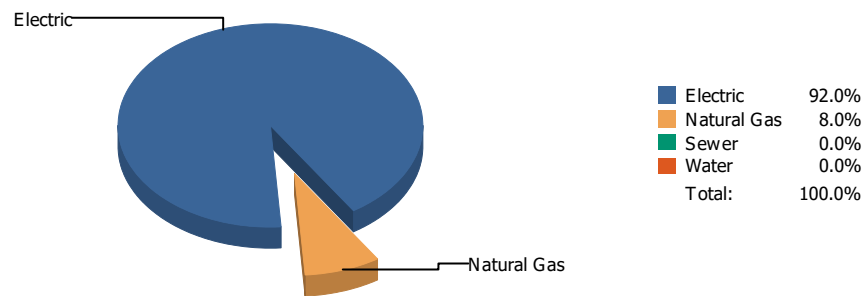


**Cost**

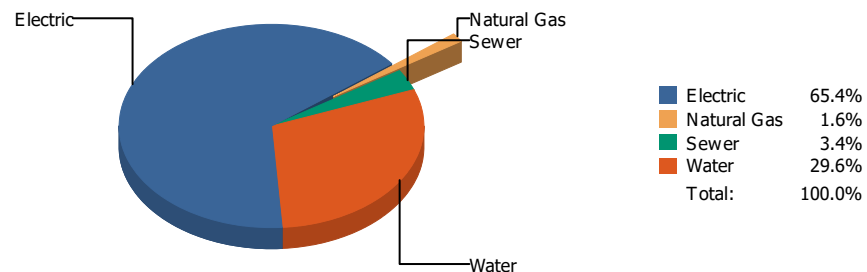


Commodity	Common Use	Energy Use	Energy Use / Area	Total Cost	Cost / Unit	Cost / Area
<b>Place: [HENDERSO] HENDERSON 041 [BUILDING]</b>						
<b>Area: 145,254 SqFt</b>						
<b>Billing Period: Sep 2019</b>						
ELECTRIC	67,228.00 kWh	229,382 KBtu	1.579 KBtu/SqFt	\$7,817.06	\$0.116 /kWh	\$0.054 /SqFt
NATURALGAS	295.00 CCF	30,385 KBtu	0.209 KBtu/SqFt	\$265.73	\$0.901 /CCF	\$0.002 /SqFt
SEWER	147.00 CCF			\$403.55	\$2.745 /CCF	\$0.003 /SqFt
WATER	1,351.00 CCF			\$6,743.46	\$4.991 /CCF	\$0.046 /SqFt
<b>Totals:</b>		<b>259,767 KBtu</b>	<b>1.788 KBtu/SqFt</b>	<b>\$15,229.80</b>		

### Energy



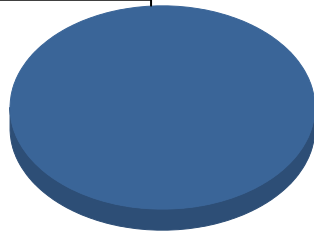
### Cost



Commodity	Common Use	Energy Use	Energy Use / Area	Total Cost	Cost / Unit	Cost / Area
<b>Place: [HERRERA_1] HERRERA ELEMENTARY 174 [BUILDING]</b>						
<b>Area: 86,275 SqFt</b>						
<b>Billing Period: Sep 2019</b>						
ELECTRIC	92,600.00 kWh	315,951 KBtu	3.662 KBtu/SqFt	\$10,705.05	\$0.116 /kWh	\$0.124 /SqFt
NATURALGAS	267.00 CCF	27,501 KBtu	0.319 KBtu/SqFt	\$254.47	\$0.953 /CCF	\$0.003 /SqFt
SEWER	104.00 CCF			\$557.20	\$5.358 /CCF	\$0.006 /SqFt
WATER	967.00 CCF			\$4,840.77	\$5.006 /CCF	\$0.056 /SqFt
<b>Totals:</b>		<b>343,452 KBtu</b>	<b>3.981 KBtu/SqFt</b>	<b>\$16,357.49</b>		

**Energy**

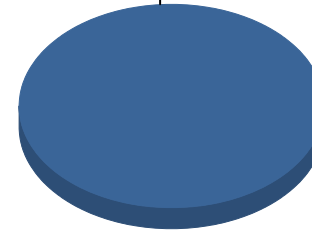
Electric



■ Electric 100.0%  
Total: 100.0%

**Cost**

Electric

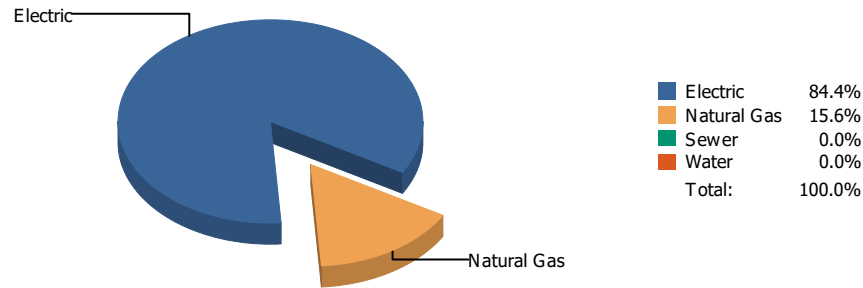


■ Electric 100.0%  
Total: 100.0%

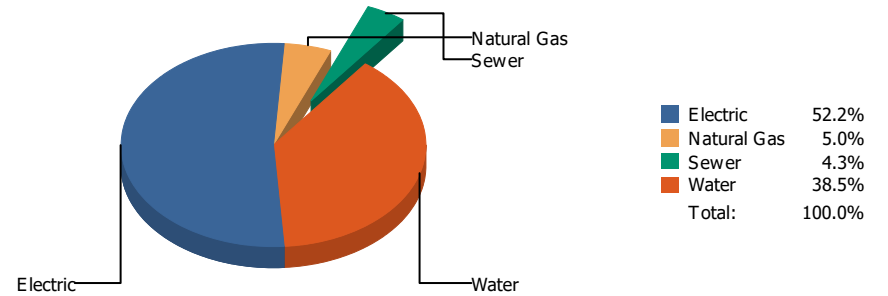
Commodity	Common Use	Energy Use	Energy Use / Area	Total Cost	Cost / Unit	Cost / Area
<b>Place: [HIGHLAND] HIGHLAND/ANNEX 120 [BUILDING]</b>						
<b>Area: 33,705 SqFt</b>						
<b>Billing Period: Sep 2019</b>						
ELECTRIC	34,640.00 kWh	118,192 KBtu	3.507 KBtu/SqFt	\$2,662.26	\$0.077 /kWh	\$0.079 /SqFt
<b>Totals:</b>		<b>118,192 KBtu</b>	<b>3.507 KBtu/SqFt</b>	<b>\$2,662.26</b>		



**Energy**

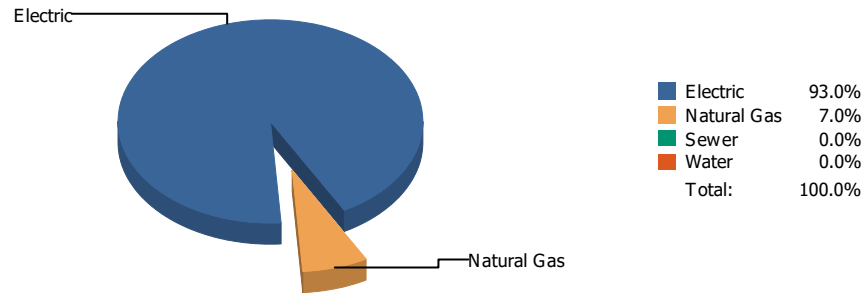


**Cost**

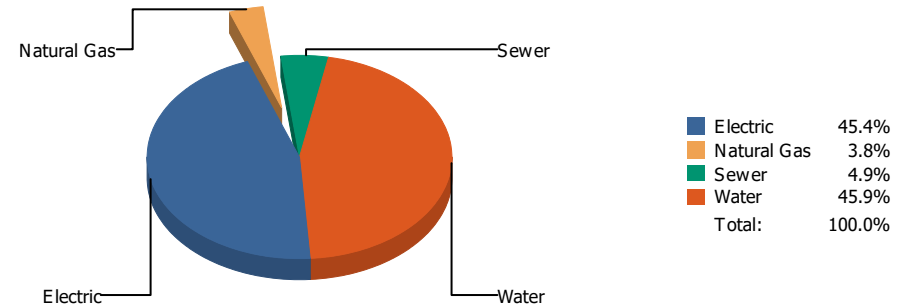


Commodity	Common Use	Energy Use	Energy Use / Area	Total Cost	Cost / Unit	Cost / Area
<b>Place: [HILLSIDE] HILLSIDE 121 [BUILDING]</b>						
<b>Area: 80,656 SqFt</b>						
<b>Billing Period: Sep 2019</b>						
ELECTRIC	51,709.00 kWh	176,431 KBtu	2.187 KBtu/SqFt	\$5,987.67	\$0.116 /kWh	\$0.074 /SqFt
NATURALGAS	316.00 CCF	32,548 KBtu	0.404 KBtu/SqFt	\$568.18	\$1.798 /CCF	\$0.007 /SqFt
SEWER	83.00 CCF			\$494.38	\$5.956 /CCF	\$0.006 /SqFt
WATER	750.00 CCF			\$4,417.63	\$5.890 /CCF	\$0.055 /SqFt
<b>Totals:</b>		<b>208,979 KBtu</b>	<b>2.591 KBtu/SqFt</b>	<b>\$11,467.86</b>		

**Energy**

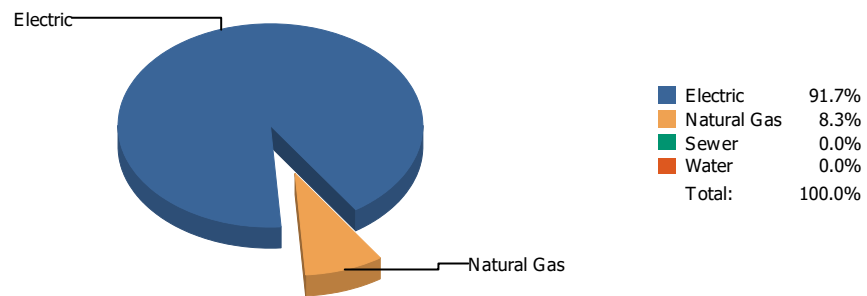


**Cost**

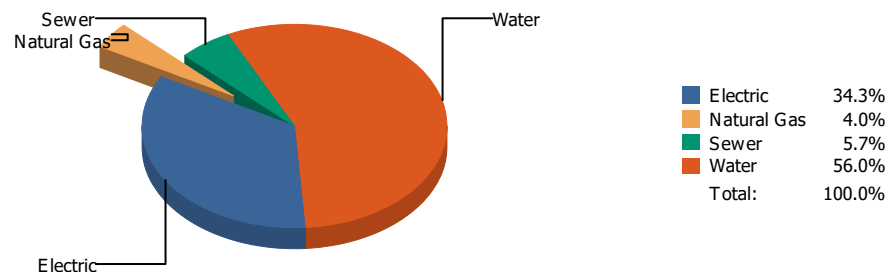


Commodity	Common Use	Energy Use	Energy Use / Area	Total Cost	Cost / Unit	Cost / Area
<b>Place: [HOUSTON] HOUSTON      122 [BUILDING]</b>						
<b>Area: 84,178 SqFt</b>						
<b>Billing Period: Sep 2019</b>						
ELECTRIC	34,600.00 kWh	118,055 KBtu	1.402 KBtu/SqFt	\$3,918.85	\$0.113 /kWh	\$0.047 /SqFt
NATURALGAS	86.00 CCF	8,858 KBtu	0.105 KBtu/SqFt	\$328.60	\$3.821 /CCF	\$0.004 /SqFt
SEWER	48.00 CCF			\$422.28	\$8.798 /CCF	\$0.005 /SqFt
WATER	973.00 CCF			\$3,954.19	\$4.064 /CCF	\$0.047 /SqFt
<b>Totals:</b>		<b>126,913 KBtu</b>	<b>1.508 KBtu/SqFt</b>	<b>\$8,623.92</b>		

**Energy**

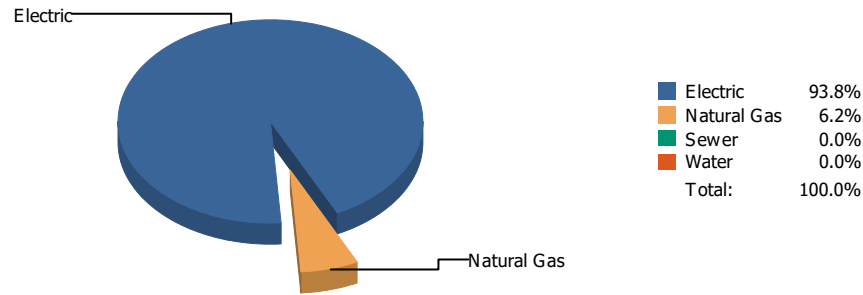


**Cost**

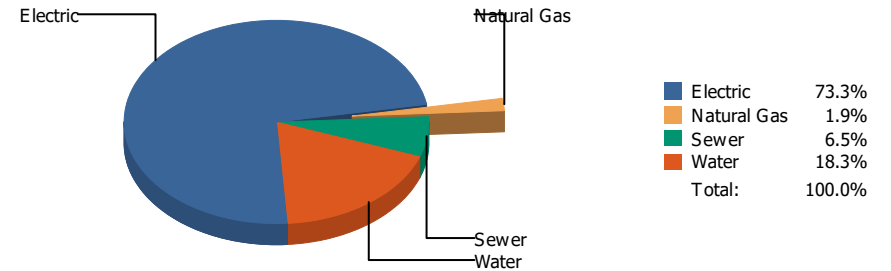


Commodity	Common Use	Energy Use	Energy Use / Area	Total Cost	Cost / Unit	Cost / Area
<b>Place: [HUGHEY] HUGHEY                      123 [BUILDING]</b>						
<b>Area: 74,815 SqFt</b>						
<b>Billing Period: Sep 2019</b>						
ELECTRIC	63,667.00 kWh	217,232 KBtu	2.904 KBtu/SqFt	\$6,903.76	\$0.108 /kWh	\$0.092 /SqFt
NATURALGAS	190.00 CCF	19,570 KBtu	0.262 KBtu/SqFt	\$811.81	\$4.273 /CCF	\$0.011 /SqFt
SEWER	350.00 CCF			\$1,145.13	\$3.272 /CCF	\$0.015 /SqFt
WATER	1,943.00 CCF			\$11,284.55	\$5.808 /CCF	\$0.151 /SqFt
<b>Totals:</b>		<b>236,802 KBtu</b>	<b>3.165 KBtu/SqFt</b>	<b>\$20,145.25</b>		

**Energy**

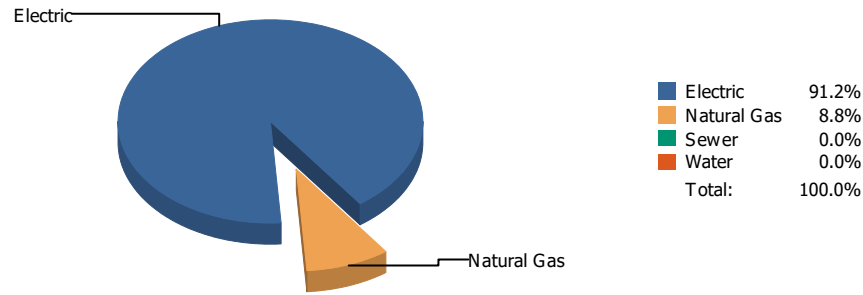


**Cost**

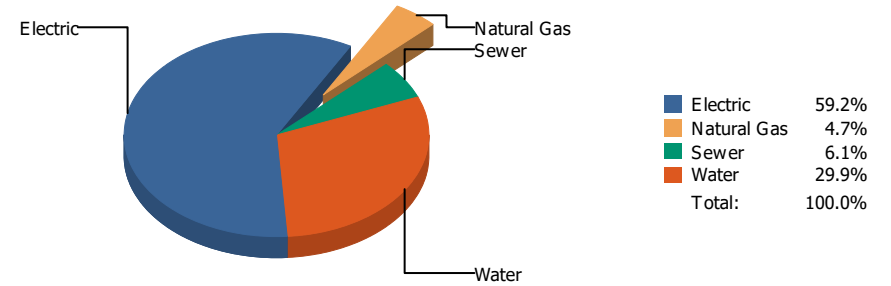


Commodity	Common Use	Energy Use	Energy Use / Area	Total Cost	Cost / Unit	Cost / Area
<b>Place: [IRVIN] IRVIN 008 [BUILDING]</b>						
<b>Area: 303,804 SqFt</b>						
<b>Billing Period: Sep 2019</b>						
ELECTRIC	173,829.00 kWh	593,105 KBtu	1.952 KBtu/SqFt	\$17,242.60	\$0.099 /kWh	\$0.056 /SqFt
NATURALGAS	378.00 CCF	38,934 KBtu	0.128 KBtu/SqFt	\$446.13	\$1.180 /CCF	\$0.001 /SqFt
SEWER	633.00 CCF			\$1,526.65	\$2.412 /CCF	\$0.005 /SqFt
WATER	1,380.00 CCF			\$4,313.46	\$3.126 /CCF	\$0.014 /SqFt
<b>Totals:</b>		<b>632,039 KBtu</b>	<b>2.080 KBtu/SqFt</b>	<b>\$23,528.84</b>		

**Energy**

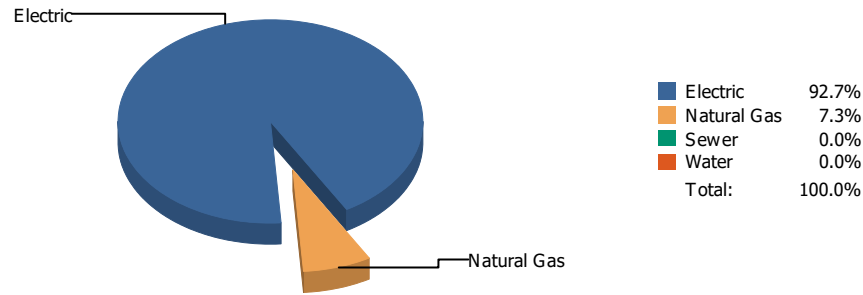


**Cost**

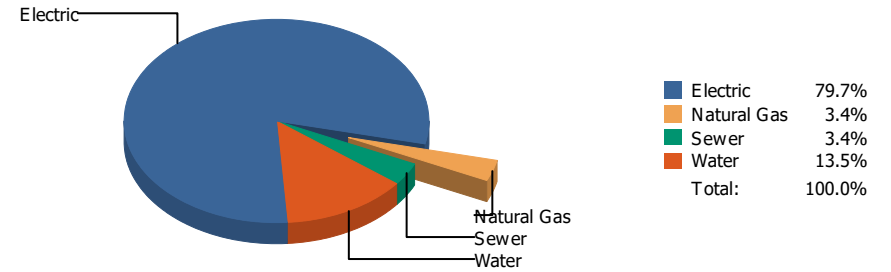


Commodity	Common Use	Energy Use	Energy Use / Area	Total Cost	Cost / Unit	Cost / Area
<b>Place: [JEFFERSN] JEFFERSON 009 [BUILDING]</b>						
<b>Area: 257,708 SqFt</b>						
<b>Billing Period: Sep 2019</b>						
ELECTRIC	181,919.00 kWh	620,708 KBtu	2.409 KBtu/SqFt	\$17,592.15	\$0.097 /kWh	\$0.068 /SqFt
NATURALGAS	581.00 CCF	59,843 KBtu	0.232 KBtu/SqFt	\$1,409.81	\$2.427 /CCF	\$0.005 /SqFt
SEWER	612.00 CCF			\$1,818.34	\$2.971 /CCF	\$0.007 /SqFt
WATER	1,985.00 CCF			\$8,871.65	\$4.469 /CCF	\$0.034 /SqFt
<b>Totals:</b>		<b>680,551 KBtu</b>	<b>2.641 KBtu/SqFt</b>	<b>\$29,691.95</b>		

**Energy**

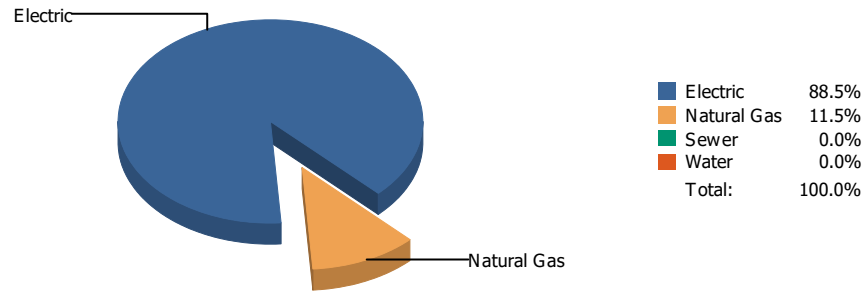


**Cost**

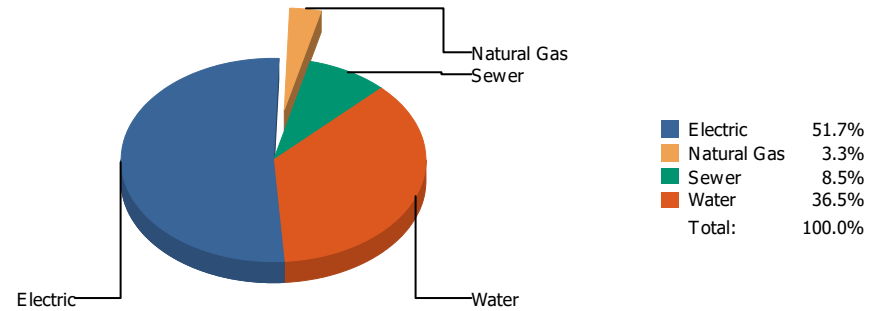


Commodity	Common Use	Energy Use	Energy Use / Area	Total Cost	Cost / Unit	Cost / Area
<b>Place: [JOHNSON] L.B. JOHNSON 155 [BUILDING]</b>						
<b>Area: 87,993 SqFt</b>						
<b>Billing Period: Sep 2019</b>						
ELECTRIC	78,800.00 kWh	268,866 KBtu	3.056 KBtu/SqFt	\$8,811.05	\$0.112 /kWh	\$0.100 /SqFt
NATURALGAS	206.00 CCF	21,218 KBtu	0.241 KBtu/SqFt	\$376.90	\$1.830 /CCF	\$0.004 /SqFt
SEWER	77.00 CCF			\$381.29	\$4.952 /CCF	\$0.004 /SqFt
WATER	547.00 CCF			\$1,487.66	\$2.720 /CCF	\$0.017 /SqFt
<b>Totals:</b>		<b>290,084 KBtu</b>	<b>3.297 KBtu/SqFt</b>	<b>\$11,056.90</b>		

**Energy**

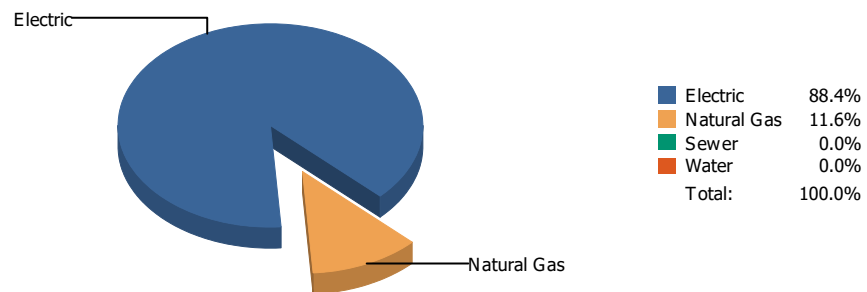


**Cost**

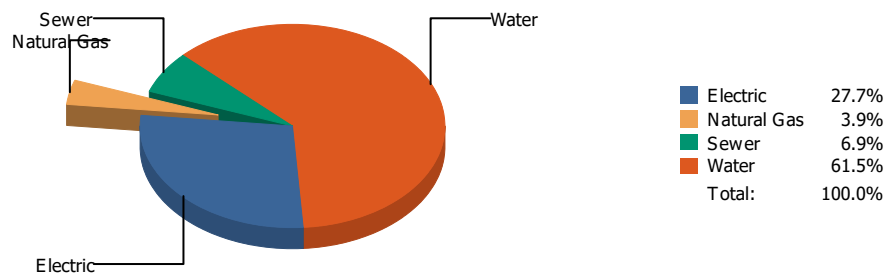


Commodity	Common Use	Energy Use	Energy Use / Area	Total Cost	Cost / Unit	Cost / Area
<b>Place: [KOHLBERG] KOHLBERG ELEMENTARY [BUILDING]</b>						
<b>Area: 99,884 SqFt</b>						
<b>Billing Period: Sep 2019</b>						
ELECTRIC	54,540.00 kWh	186,090 KBtu	1.863 KBtu/SqFt	\$6,129.77	\$0.112 /kWh	\$0.061 /SqFt
NATURALGAS	234.00 CCF	24,102 KBtu	0.241 KBtu/SqFt	\$388.17	\$1.659 /CCF	\$0.004 /SqFt
SEWER	342.00 CCF			\$1,007.25	\$2.945 /CCF	\$0.010 /SqFt
WATER	1,048.00 CCF			\$4,324.48	\$4.126 /CCF	\$0.043 /SqFt
<b>Totals:</b>		<b>210,192 KBtu</b>	<b>2.104 KBtu/SqFt</b>	<b>\$11,849.67</b>		

**Energy**



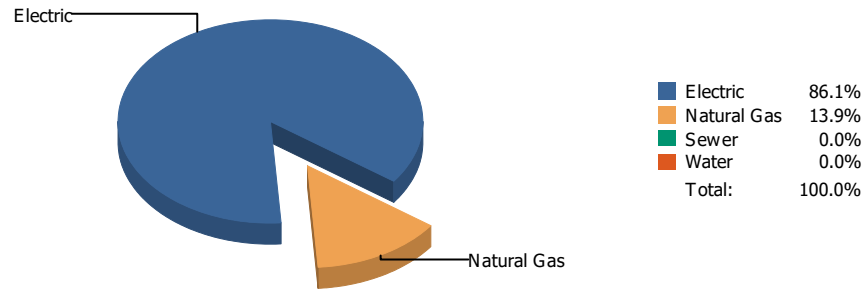
**Cost**



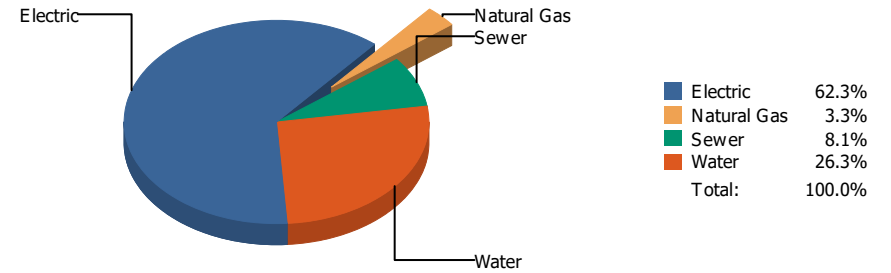
Commodity	Common Use	Energy Use	Energy Use / Area	Total Cost	Cost / Unit	Cost / Area
<b>Place: [LAMAR] LAMAR 125 [BUILDING]</b>						
<b>Area: 76,252 SqFt</b>						
<b>Billing Period: Sep 2019</b>						
ELECTRIC	32,400.00 kWh	110,549 KBtu	1.450 KBtu/SqFt	\$3,564.20	\$0.110 /kWh	\$0.047 /SqFt
NATURALGAS	141.00 CCF	14,523 KBtu	0.190 KBtu/SqFt	\$497.75	\$3.530 /CCF	\$0.006 /SqFt
SEWER	168.00 CCF			\$892.15	\$5.310 /CCF	\$0.012 /SqFt
WATER	1,376.00 CCF			\$7,926.22	\$5.760 /CCF	\$0.104 /SqFt
<b>Totals:</b>		<b>125,072 KBtu</b>	<b>1.640 KBtu/SqFt</b>	<b>\$12,880.32</b>		



**Energy**

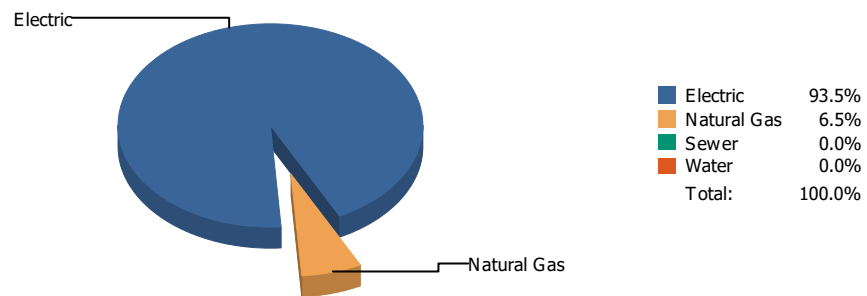


**Cost**

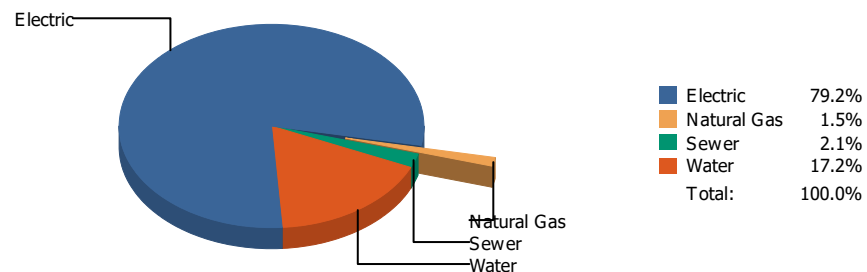


Commodity	Common Use	Energy Use	Energy Use / Area	Total Cost	Cost / Unit	Cost / Area
<b>Place: [LEE] LEE 150 [BUILDING]</b>						
<b>Area: 78,368 SqFt</b>						
<b>Billing Period: Sep 2019</b>						
ELECTRIC	40,460.00 kWh	138,050 KBtu	1.762 KBtu/SqFt	\$4,462.86	\$0.110 /kWh	\$0.057 /SqFt
NATURALGAS	217.00 CCF	22,351 KBtu	0.285 KBtu/SqFt	\$234.34	\$1.080 /CCF	\$0.003 /SqFt
SEWER	76.00 CCF			\$579.58	\$7.626 /CCF	\$0.007 /SqFt
WATER	396.00 CCF			\$1,881.25	\$4.751 /CCF	\$0.024 /SqFt
<b>Totals:</b>		<b>160,401 KBtu</b>	<b>2.047 KBtu/SqFt</b>	<b>\$7,158.03</b>		

### Energy

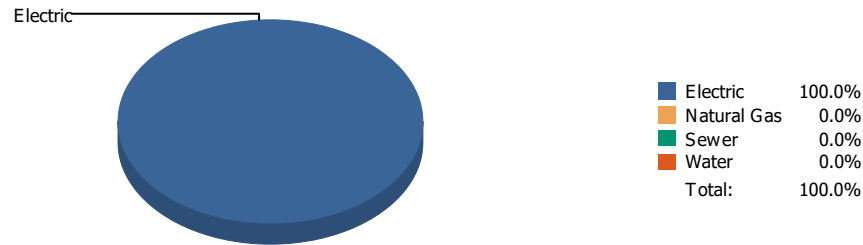


### Cost

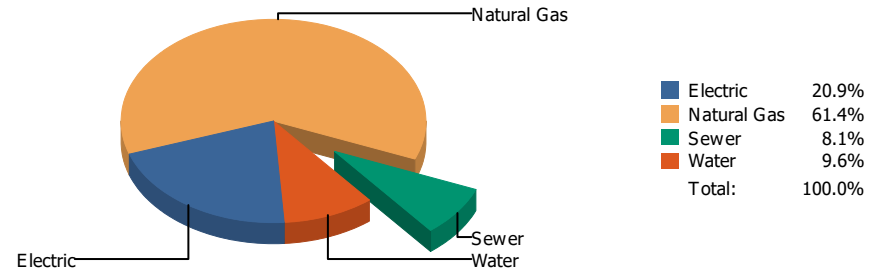


Commodity	Common Use	Energy Use	Energy Use / Area	Total Cost	Cost / Unit	Cost / Area
<b>Place: [LINCOLN] LINCOLN 051 [BUILDING]</b>						
<b>Area: 163,678 SqFt</b>						
<b>Billing Period: Sep 2019</b>						
ELECTRIC	159,915.00 kWh	545,630 KBtu	3.334 KBtu/SqFt	\$15,817.71	\$0.099 /kWh	\$0.097 /SqFt
NATURALGAS	370.00 CCF	38,110 KBtu	0.233 KBtu/SqFt	\$295.94	\$0.800 /CCF	\$0.002 /SqFt
SEWER	99.00 CCF			\$426.61	\$4.309 /CCF	\$0.003 /SqFt
WATER	602.00 CCF			\$3,433.43	\$5.703 /CCF	\$0.021 /SqFt
<b>Totals:</b>		<b>583,740 KBtu</b>	<b>3.566 KBtu/SqFt</b>	<b>\$19,973.69</b>		

**Energy**

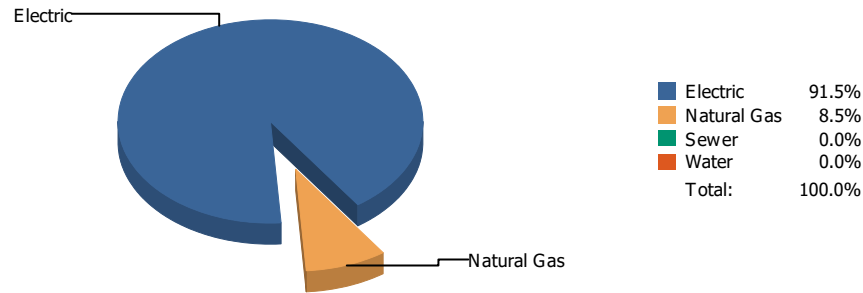


**Cost**

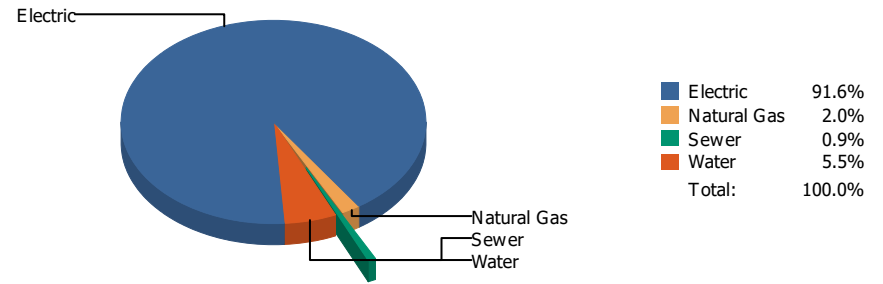


Commodity	Common Use	Energy Use	Energy Use / Area	Total Cost	Cost / Unit	Cost / Area
<b>Place: [LIVE-MAT] LIVE MATERIAL CENTER 929 [BUILDING]</b>						
<b>Area: 2,483 SqFt</b>						
<b>Billing Period: Sep 2019</b>						
ELECTRIC	562.00 kWh	1,918 KBtu	0.772 KBtu/SqFt	\$100.20	\$0.178 /kWh	\$0.040 /SqFt
NATURALGAS	0.00 CCF	0 KBtu	0.000 KBtu/SqFt	\$293.98	\$0.000 /CCF	\$0.118 /SqFt
SEWER	3.00 CCF			\$38.88	\$12.960 /CCF	\$0.016 /SqFt
WATER	9.00 CCF			\$46.10	\$5.122 /CCF	\$0.019 /SqFt
<b>Totals:</b>		<b>1,918 KBtu</b>	<b>0.772 KBtu/SqFt</b>	<b>\$479.16</b>		

**Energy**

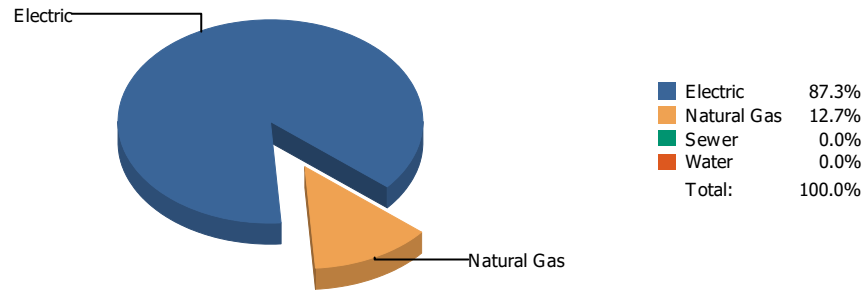


**Cost**

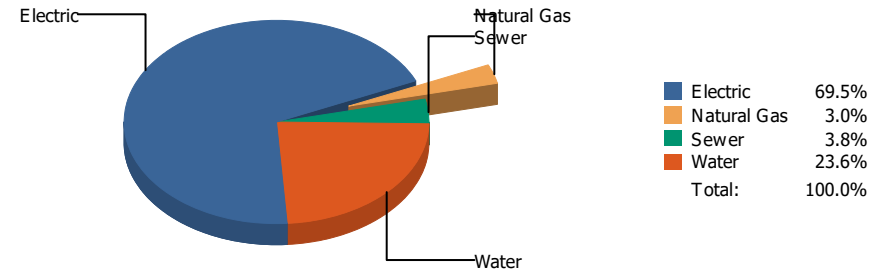


Commodity	Common Use	Energy Use	Energy Use / Area	Total Cost	Cost / Unit	Cost / Area
<b>Place: [LOGAN] LOGAN      128 [BUILDING]</b>						
<b>Area: 72,248 SqFt</b>						
<b>Billing Period: Sep 2019</b>						
ELECTRIC	96,000.00 kWh	327,552 KBtu	4.534 KBtu/SqFt	\$12,496.17	\$0.130 /kWh	\$0.173 /SqFt
NATURALGAS	296.00 CCF	30,488 KBtu	0.422 KBtu/SqFt	\$266.12	\$0.899 /CCF	\$0.004 /SqFt
SEWER	11.00 CCF			\$123.39	\$11.217 /CCF	\$0.002 /SqFt
WATER	159.00 CCF			\$749.69	\$4.715 /CCF	\$0.010 /SqFt
<b>Totals:</b>		<b>358,040 KBtu</b>	<b>4.956 KBtu/SqFt</b>	<b>\$13,635.37</b>		

**Energy**

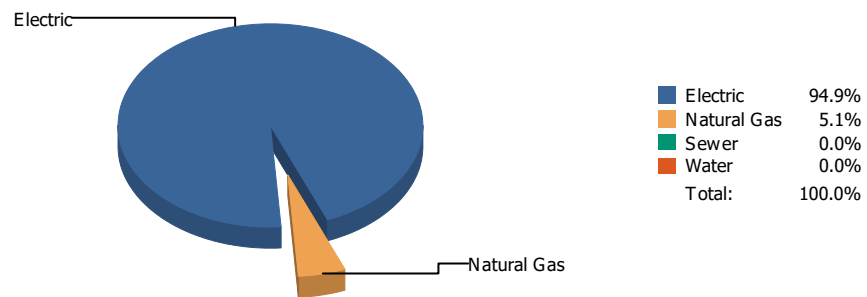


**Cost**

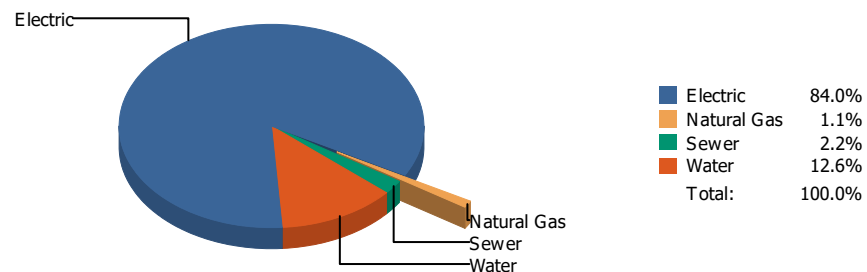


Commodity	Common Use	Energy Use	Energy Use / Area	Total Cost	Cost / Unit	Cost / Area
<b>Place: [LUNDY_2] LUNDY 177 [BUILDING]</b>						
<b>Area: 112,731 SqFt</b>						
<b>Billing Period: Sep 2019</b>						
ELECTRIC	93,600.00 kWh	319,363 KBtu	2.833 KBtu/SqFt	\$10,971.75	\$0.117 /kWh	\$0.097 /SqFt
NATURALGAS	451.00 CCF	46,453 KBtu	0.412 KBtu/SqFt	\$475.52	\$1.054 /CCF	\$0.004 /SqFt
SEWER	124.00 CCF			\$598.40	\$4.826 /CCF	\$0.005 /SqFt
WATER	758.00 CCF			\$3,730.98	\$4.922 /CCF	\$0.033 /SqFt
<b>Totals:</b>		<b>365,816 KBtu</b>	<b>3.245 KBtu/SqFt</b>	<b>\$15,776.65</b>		

### Energy

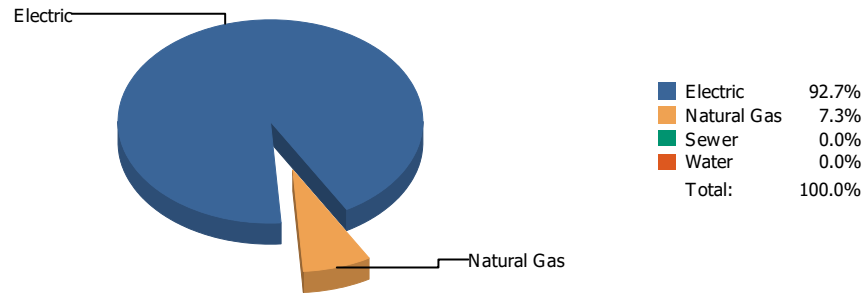


### Cost

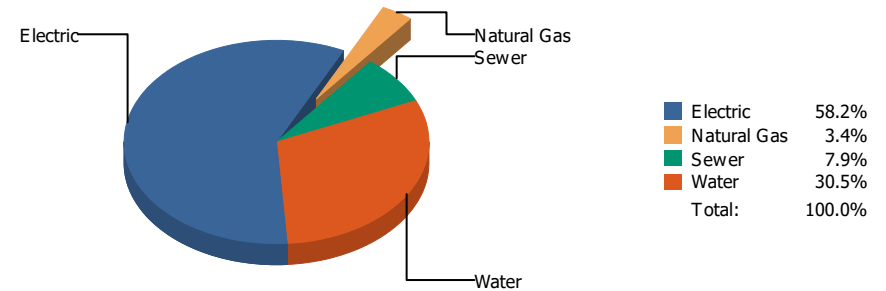


Commodity	Common Use	Energy Use	Energy Use / Area	Total Cost	Cost / Unit	Cost / Area
<b>Place: [MAC] MACARTHUR 129 [BUILDING]</b>						
<b>Area: 143,341 SqFt</b>						
<b>Billing Period: Sep 2019</b>						
ELECTRIC	144,760.00 kWh	493,921 KBtu	3.446 KBtu/SqFt	\$18,518.69	\$0.128 /kWh	\$0.129 /SqFt
NATURALGAS	258.00 CCF	26,574 KBtu	0.185 KBtu/SqFt	\$250.85	\$0.972 /CCF	\$0.002 /SqFt
SEWER	130.00 CCF			\$490.47	\$3.773 /CCF	\$0.003 /SqFt
WATER	578.00 CCF			\$2,773.60	\$4.799 /CCF	\$0.019 /SqFt
<b>Totals:</b>		<b>520,495 KBtu</b>	<b>3.631 KBtu/SqFt</b>	<b>\$22,033.61</b>		

**Energy**

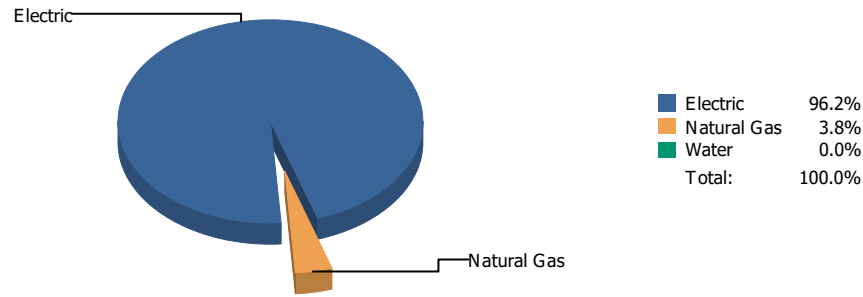


**Cost**

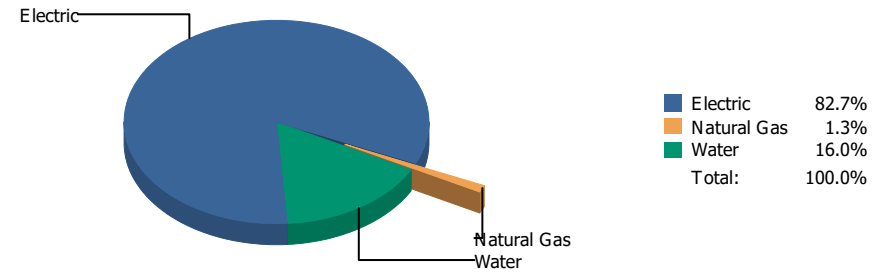


Commodity	Common Use	Energy Use	Energy Use / Area	Total Cost	Cost / Unit	Cost / Area
<b>Place: [MAGOFFIN] MAGOFFIN 047 [BUILDING]</b>						
<b>Area: 76,378 SqFt</b>						
<b>Billing Period: Sep 2019</b>						
ELECTRIC	25,774.00 kWh	87,941 KBtu	1.151 KBtu/SqFt	\$3,014.53	\$0.117 /kWh	\$0.039 /SqFt
NATURALGAS	67.00 CCF	6,901 KBtu	0.090 KBtu/SqFt	\$173.90	\$2.596 /CCF	\$0.002 /SqFt
SEWER	32.00 CCF			\$408.88	\$12.778 /CCF	\$0.005 /SqFt
WATER	368.00 CCF			\$1,581.46	\$4.297 /CCF	\$0.021 /SqFt
<b>Totals:</b>		<b>94,842 KBtu</b>	<b>1.242 KBtu/SqFt</b>	<b>\$5,178.77</b>		

**Energy**



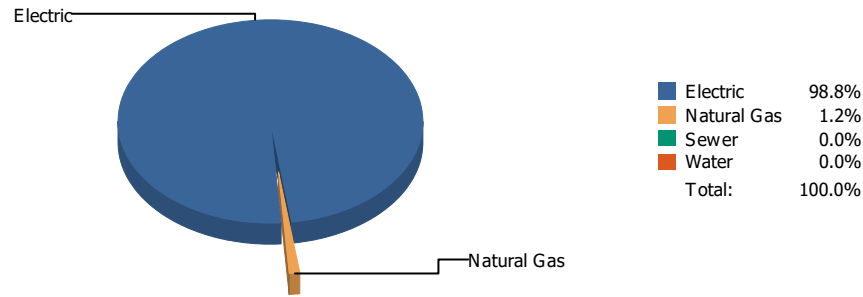
**Cost**



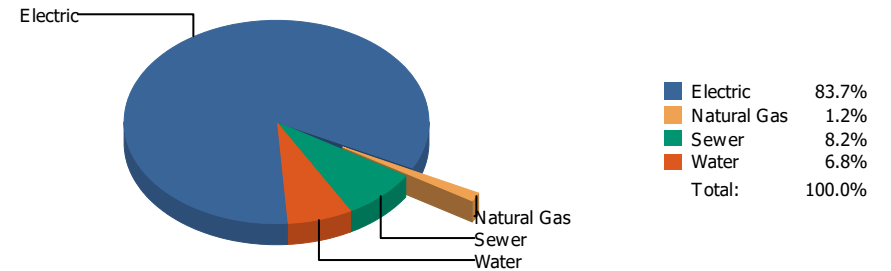
Commodity	Common Use	Energy Use	Energy Use / Area	Total Cost	Cost / Unit	Cost / Area
<b>Place: [MAGOFFINNEWMIDDLESCHOOL] MAGOFFIN NEW MIDDLE SCHOOL [BUILDING]</b>						
<b>Area: 116,136 SqFt</b>						
<b>Billing Period: Sep 2019</b>						
ELECTRIC	156,800.00 kWh	535,002 KBtu	4.607 KBtu/SqFt	\$14,830.83	\$0.095 /kWh	\$0.128 /SqFt
NATURALGAS	206.00 CCF	21,218 KBtu	0.183 KBtu/SqFt	\$229.91	\$1.116 /CCF	\$0.002 /SqFt
WATER	470.00 CCF			\$2,877.19	\$6.122 /CCF	\$0.025 /SqFt
<b>Totals:</b>		<b>556,220 KBtu</b>	<b>4.789 KBtu/SqFt</b>	<b>\$17,937.93</b>		



**Energy**

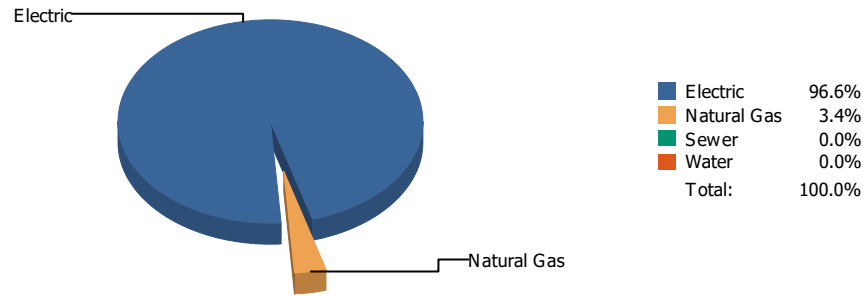


**Cost**

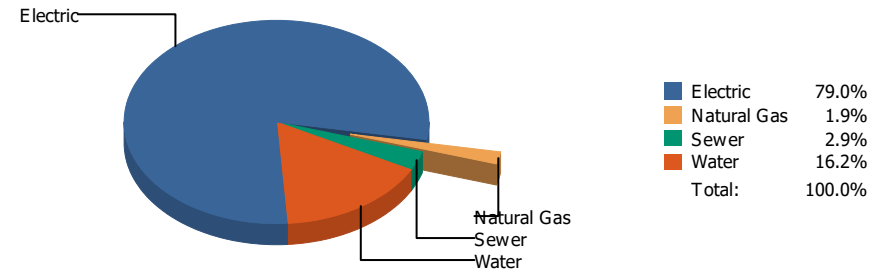


Commodity	Common Use	Energy Use	Energy Use / Area	Total Cost	Cost / Unit	Cost / Area
<b>Place: [MAXINE] MAXINE SILVA HEALTH MAGNET 011 [BUILDING]</b>						
<b>Area: 80,909 SqFt</b>						
<b>Billing Period: Sep 2019</b>						
ELECTRIC	109,800.00 kWh	374,638 KBtu	4.630 KBtu/SqFt	\$11,102.51	\$0.101 /kWh	\$0.137 /SqFt
NATURALGAS	43.00 CCF	4,429 KBtu	0.055 KBtu/SqFt	\$164.30	\$3.821 /CCF	\$0.002 /SqFt
SEWER	423.00 CCF			\$1,094.05	\$2.586 /CCF	\$0.014 /SqFt
WATER	289.00 CCF			\$905.87	\$3.134 /CCF	\$0.011 /SqFt
<b>Totals:</b>		<b>379,067 KBtu</b>	<b>4.685 KBtu/SqFt</b>	<b>\$13,266.73</b>		

### Energy

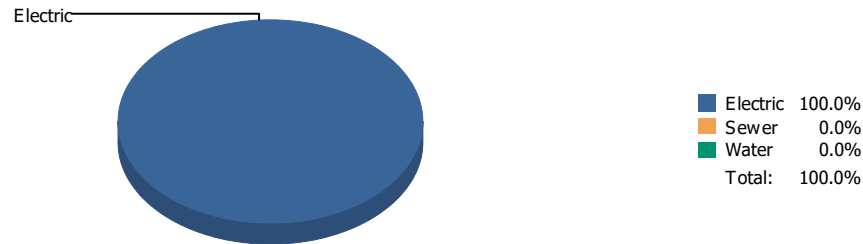


### Cost

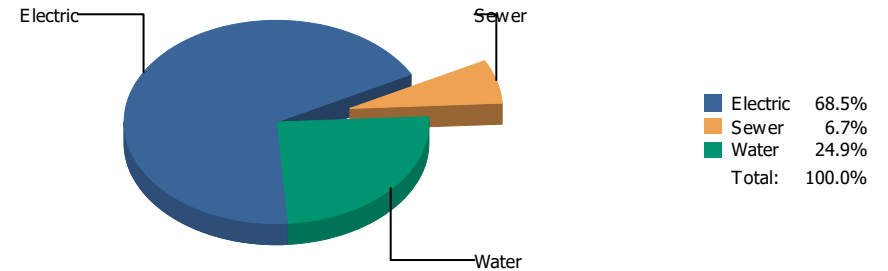


Commodity	Common Use	Energy Use	Energy Use / Area	Total Cost	Cost / Unit	Cost / Area
<b>Place: [MESITA] MESITA 130 [BUILDING]</b>						
<b>Area: 100,583 SqFt</b>						
<b>Billing Period: Sep 2019</b>						
ELECTRIC	147,840.00 kWh	504,430 KBtu	5.015 KBtu/SqFt	\$15,125.77	\$0.102 /kWh	\$0.150 /SqFt
NATURALGAS	174.00 CCF	17,922 KBtu	0.178 KBtu/SqFt	\$364.02	\$2.092 /CCF	\$0.004 /SqFt
SEWER	100.00 CCF			\$548.96	\$5.490 /CCF	\$0.005 /SqFt
WATER	619.00 CCF			\$3,105.07	\$5.016 /CCF	\$0.031 /SqFt
<b>Totals:</b>		<b>522,352 KBtu</b>	<b>5.193 KBtu/SqFt</b>	<b>\$19,143.82</b>		

### Energy

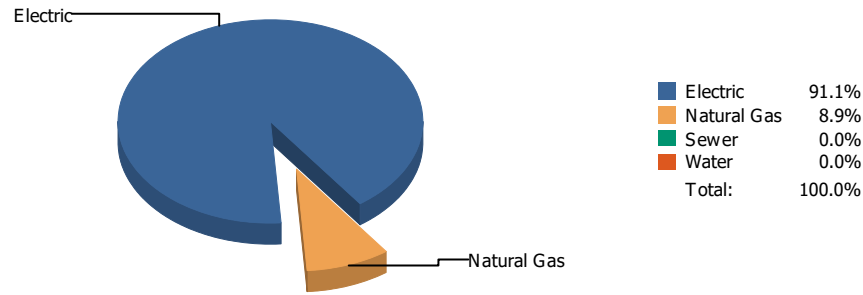


### Cost

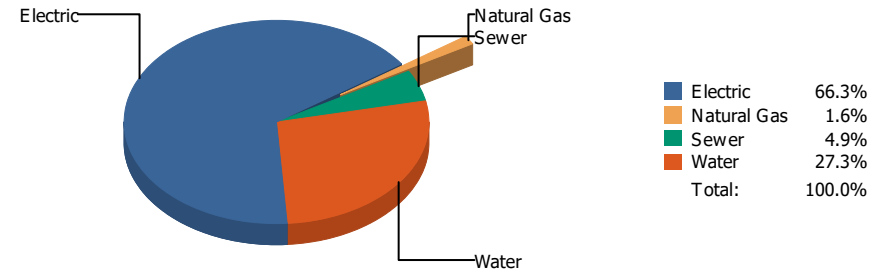


Commodity	Common Use	Energy Use	Energy Use / Area	Total Cost	Cost / Unit	Cost / Area
<b>Place: [MILAM] MILAM 131 [BUILDING]</b>						
<b>Area: 63,641 SqFt</b>						
<b>Billing Period: Sep 2019</b>						
ELECTRIC	25,440.00 kWh	86,801 KBtu	1.364 KBtu/SqFt	\$3,770.93	\$0.148 /kWh	\$0.059 /SqFt
SEWER	71.00 CCF			\$368.93	\$5.196 /CCF	\$0.006 /SqFt
WATER	330.00 CCF			\$1,368.95	\$4.148 /CCF	\$0.022 /SqFt
<b>Totals:</b>		<b>86,801 KBtu</b>	<b>1.364 KBtu/SqFt</b>	<b>\$5,508.81</b>		

**Energy**

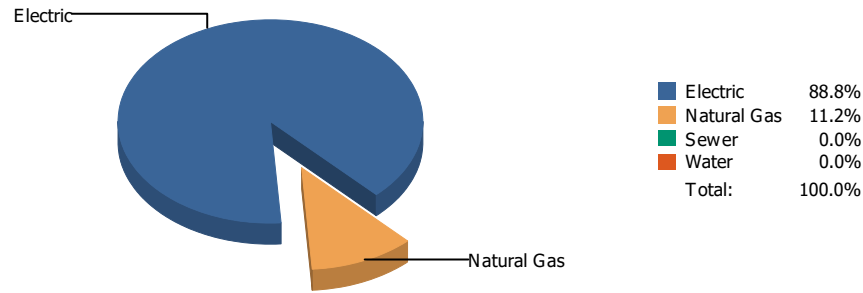


**Cost**

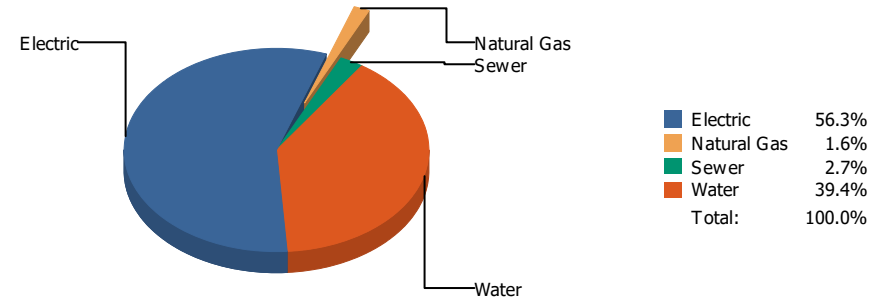


Commodity	Common Use	Energy Use	Energy Use / Area	Total Cost	Cost / Unit	Cost / Area
<b>Place: [MOREHEAD] MOREHEAD 046 [BUILDING]</b>						
<b>Area: 119,353 SqFt</b>						
<b>Billing Period: Sep 2019</b>						
ELECTRIC	119,398.00 kWh	407,386 KBtu	3.413 KBtu/SqFt	\$12,873.05	\$0.108 /kWh	\$0.108 /SqFt
NATURALGAS	386.00 CCF	39,758 KBtu	0.333 KBtu/SqFt	\$302.36	\$0.783 /CCF	\$0.003 /SqFt
SEWER	295.00 CCF			\$950.66	\$3.223 /CCF	\$0.008 /SqFt
WATER	2,173.00 CCF			\$5,304.52	\$2.441 /CCF	\$0.044 /SqFt
<b>Totals:</b>		<b>447,144 KBtu</b>	<b>3.746 KBtu/SqFt</b>	<b>\$19,430.59</b>		

**Energy**

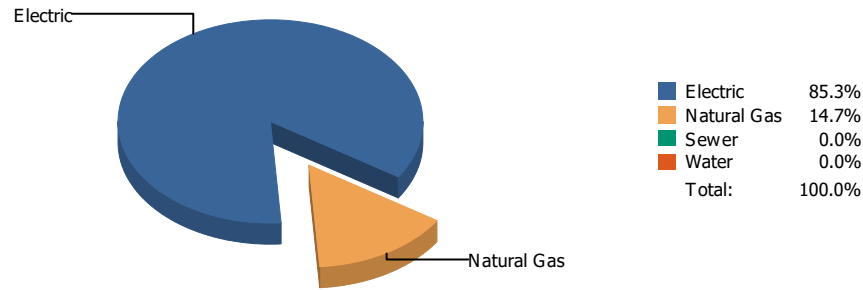


**Cost**

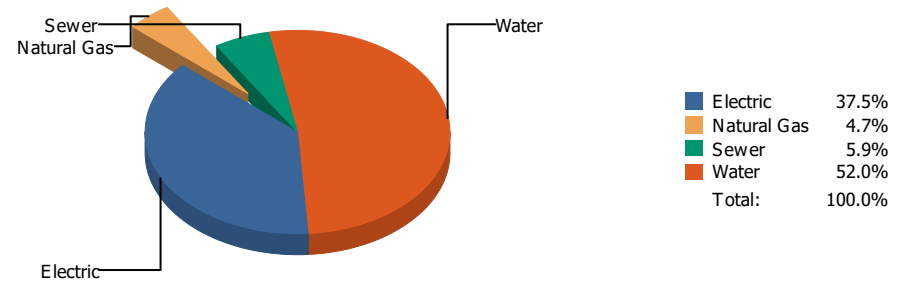


Commodity	Common Use	Energy Use	Energy Use / Area	Total Cost	Cost / Unit	Cost / Area
<b>Place: [MOYE_2] HR MOYE [BUILDING]</b>						
<b>Area: 93,197 SqFt</b>						
<b>Billing Period: Sep 2019</b>						
ELECTRIC	83,640.00 kWh	285,380 KBtu	3.062 KBtu/SqFt	\$10,109.06	\$0.121 /kWh	\$0.108 /SqFt
NATURALGAS	350.00 CCF	36,050 KBtu	0.387 KBtu/SqFt	\$287.88	\$0.823 /CCF	\$0.003 /SqFt
SEWER	65.00 CCF			\$476.86	\$7.336 /CCF	\$0.005 /SqFt
WATER	1,001.00 CCF			\$7,074.91	\$7.068 /CCF	\$0.076 /SqFt
<b>Totals:</b>		<b>321,430 KBtu</b>	<b>3.449 KBtu/SqFt</b>	<b>\$17,948.71</b>		

**Energy**

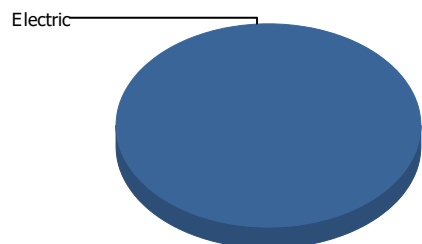


**Cost**



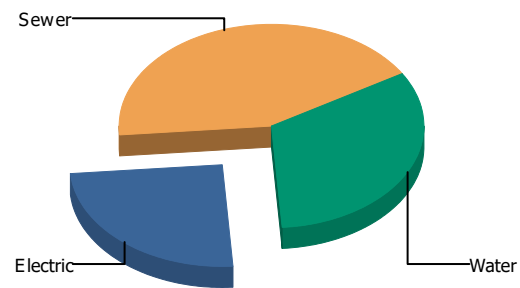
Commodity	Common Use	Energy Use	Energy Use / Area	Total Cost	Cost / Unit	Cost / Area
<b>Place: [MULTI-MEDIACENTER] MULTI-MEDIA CENTER [BUILDING]</b>						
<b>Area: 27,633 SqFt</b>						
<b>Billing Period: Sep 2019</b>						
ELECTRIC	13,468.00 kWh	45,953 KBtu	1.663 KBtu/SqFt	\$1,418.08	\$0.105 /kWh	\$0.051 /SqFt
NATURALGAS	77.00 CCF	7,931 KBtu	0.287 KBtu/SqFt	\$177.97	\$2.311 /CCF	\$0.006 /SqFt
SEWER	59.00 CCF			\$222.27	\$3.767 /CCF	\$0.008 /SqFt
WATER	333.00 CCF			\$1,967.30	\$5.908 /CCF	\$0.071 /SqFt
<b>Totals:</b>		<b>53,884 KBtu</b>	<b>1.950 KBtu/SqFt</b>	<b>\$3,785.62</b>		

**Energy**



■ Electric 100.0%  
 ■ Sewer 0.0%  
 ■ Water 0.0%  
 Total: 100.0%

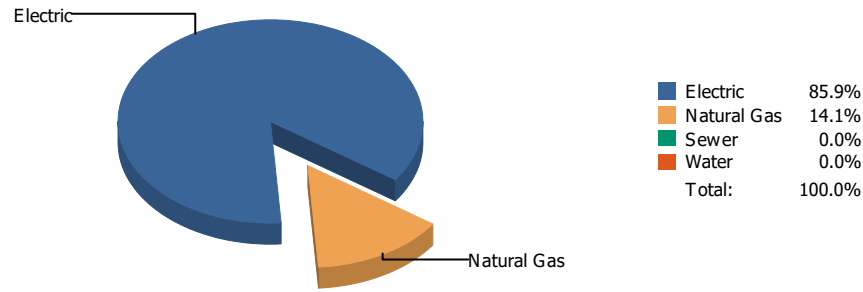
**Cost**



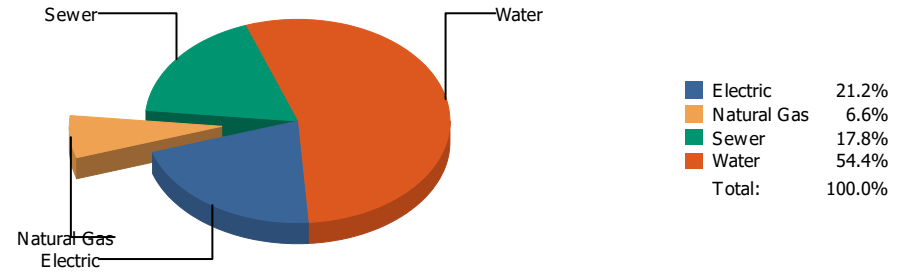
■ Electric 24.6%  
 ■ Sewer 42.8%  
 ■ Water 32.6%  
 Total: 100.0%

Commodity	Common Use	Energy Use	Energy Use / Area	Total Cost	Cost / Unit	Cost / Area
<b>Place: [NE-AREA-OFFICES] N.E. AREA OFFICES 882 [BUILDING]</b>						
<b>Area: 7,328 SqFt</b>						
<b>Billing Period: Sep 2019</b>						
ELECTRIC	160.00 kWh	546 KBtu	0.074 KBtu/SqFt	\$37.57	\$0.235 /kWh	\$0.005 /SqFt
SEWER	0.00 CCF			\$65.40	\$0.000 /CCF	\$0.009 /SqFt
WATER	4.00 CCF			\$49.80	\$12.450 /CCF	\$0.007 /SqFt
<b>Totals:</b>		<b>546 KBtu</b>	<b>0.074 KBtu/SqFt</b>	<b>\$152.77</b>		

**Energy**



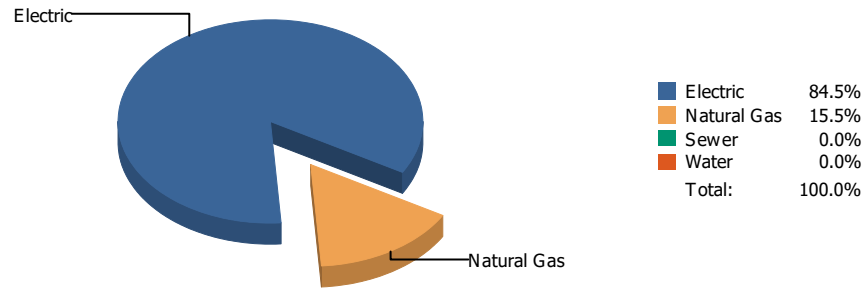
**Cost**



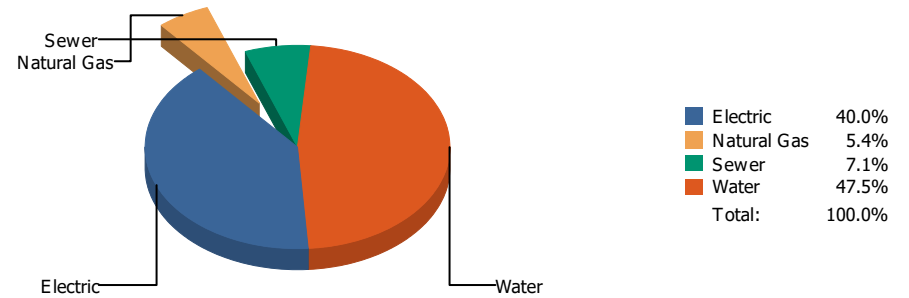
Commodity	Common Use	Energy Use	Energy Use / Area	Total Cost	Cost / Unit	Cost / Area
<b>Place: [NETTRANSPORTATION] N.E. TRANSPORTATION 826 [BUILDING]</b>						
<b>Area: 5,995 SqFt</b>						
<b>Billing Period: Sep 2019</b>						
ELECTRIC	6,228.00 kWh	21,250 KBtu	3.545 KBtu/SqFt	\$515.70	\$0.083 /kWh	\$0.086 /SqFt
NATURALGAS	34.00 CCF	3,502 KBtu	0.584 KBtu/SqFt	\$160.67	\$4.726 /CCF	\$0.027 /SqFt
SEWER	44.00 CCF			\$433.60	\$9.855 /CCF	\$0.072 /SqFt
WATER	337.00 CCF			\$1,326.48	\$3.936 /CCF	\$0.221 /SqFt
<b>Totals:</b>		<b>24,752 KBtu</b>	<b>4.129 KBtu/SqFt</b>	<b>\$2,436.45</b>		



**Energy**

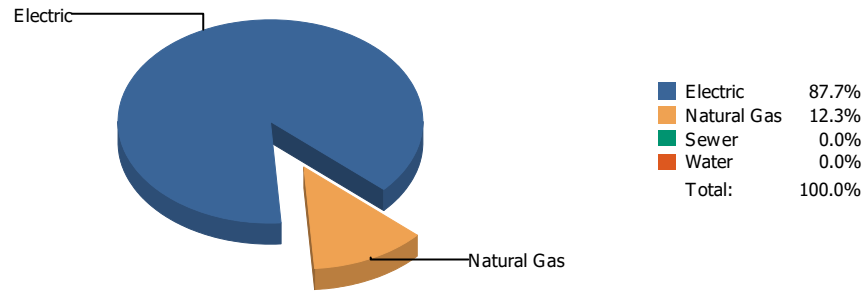


**Cost**

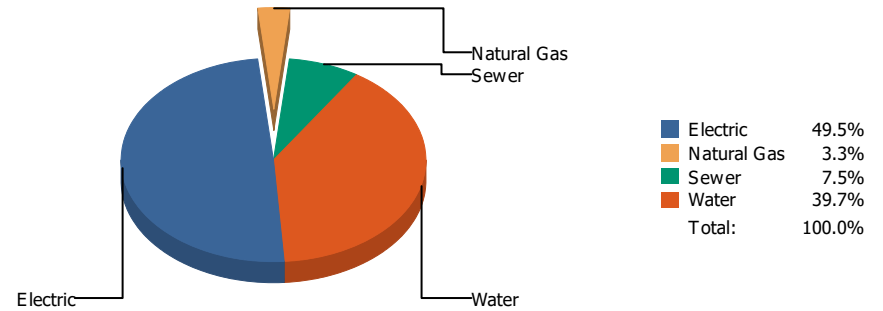


Commodity	Common Use	Energy Use	Energy Use / Area	Total Cost	Cost / Unit	Cost / Area
<b>Place: [NEWMAN] NEWMAN ELEMENTARY 133 [BUILDING]</b>						
<b>Area: 73,291 SqFt</b>						
<b>Billing Period: Sep 2019</b>						
ELECTRIC	34,296.00 kWh	117,018 KBtu	1.597 KBtu/SqFt	\$3,904.69	\$0.114 /kWh	\$0.053 /SqFt
NATURALGAS	209.00 CCF	21,527 KBtu	0.294 KBtu/SqFt	\$525.10	\$2.512 /CCF	\$0.007 /SqFt
SEWER	248.00 CCF			\$691.67	\$2.789 /CCF	\$0.009 /SqFt
WATER	978.00 CCF			\$4,629.44	\$4.734 /CCF	\$0.063 /SqFt
<b>Totals:</b>		<b>138,545 KBtu</b>	<b>1.890 KBtu/SqFt</b>	<b>\$9,750.90</b>		

**Energy**

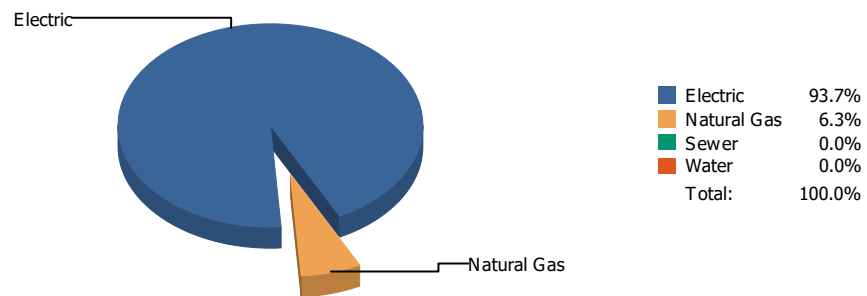


**Cost**

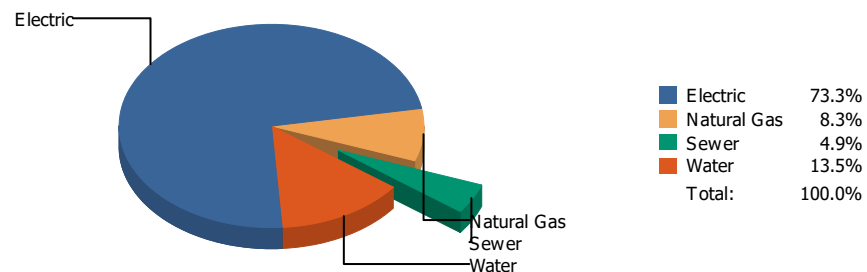


Commodity	Common Use	Energy Use	Energy Use / Area	Total Cost	Cost / Unit	Cost / Area
<b>Place: [NIXON] L.A. NIXON      161 [BUILDING]</b>						
<b>Area: 76,873 SqFt</b>						
<b>Billing Period: Sep 2019</b>						
ELECTRIC	45,760.00 kWh	156,133 KBtu	2.031 KBtu/SqFt	\$5,747.95	\$0.126 /kWh	\$0.075 /SqFt
NATURALGAS	212.00 CCF	21,836 KBtu	0.284 KBtu/SqFt	\$379.32	\$1.789 /CCF	\$0.005 /SqFt
SEWER	226.00 CCF			\$869.02	\$3.845 /CCF	\$0.011 /SqFt
WATER	920.00 CCF			\$4,606.73	\$5.007 /CCF	\$0.060 /SqFt
<b>Totals:</b>		<b>177,969 KBtu</b>	<b>2.315 KBtu/SqFt</b>	<b>\$11,603.02</b>		

### Energy

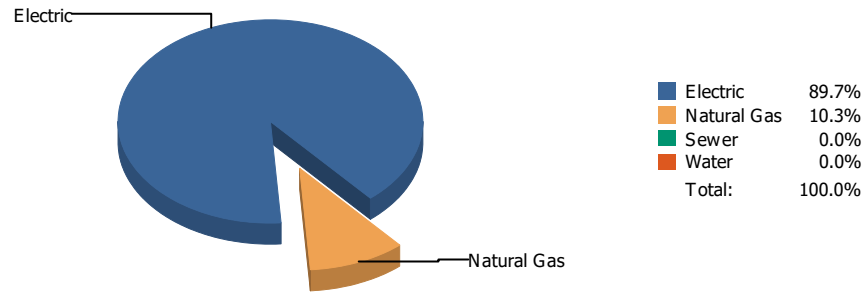


### Cost

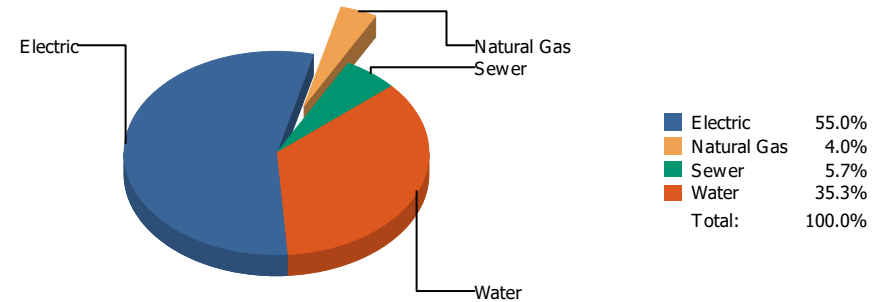


Commodity	Common Use	Energy Use	Energy Use / Area	Total Cost	Cost / Unit	Cost / Area
<b>Place: [OCC-CTR] OCCUPATIONAL CTR. [BUILDING]</b>						
<b>Area: 11,845 SqFt</b>						
<b>Billing Period: Sep 2019</b>						
ELECTRIC	13,100.00 kWh	44,697 KBtu	3.774 KBtu/SqFt	\$1,407.03	\$0.107 /kWh	\$0.119 /SqFt
NATURALGAS	29.00 CCF	2,987 KBtu	0.252 KBtu/SqFt	\$158.67	\$5.471 /CCF	\$0.013 /SqFt
SEWER	7.00 CCF			\$94.48	\$13.497 /CCF	\$0.008 /SqFt
WATER	36.00 CCF			\$259.23	\$7.201 /CCF	\$0.022 /SqFt
<b>Totals:</b>		<b>47,684 KBtu</b>	<b>4.026 KBtu/SqFt</b>	<b>\$1,919.41</b>		

**Energy**

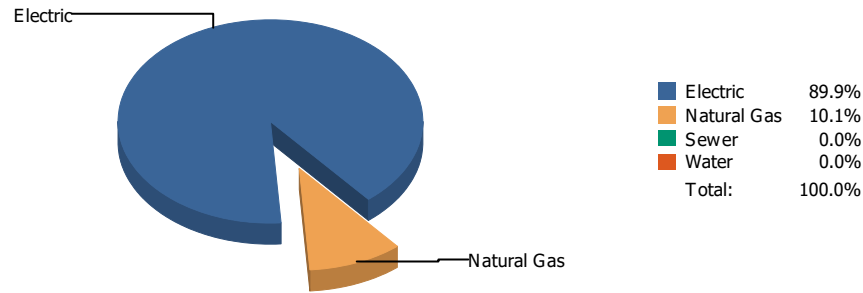


**Cost**

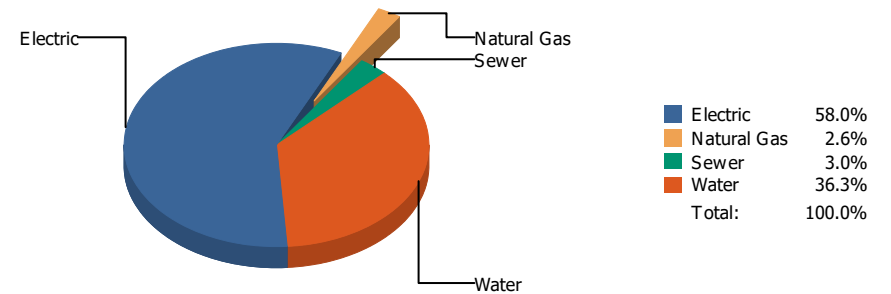


Commodity	Common Use	Energy Use	Energy Use / Area	Total Cost	Cost / Unit	Cost / Area
<b>Place: [PARK] PARK      134 [BUILDING]</b>						
<b>Area: 63,609 SqFt</b>						
<b>Billing Period: Sep 2019</b>						
ELECTRIC	36,435.00 kWh	124,316 KBtu	1.954 KBtu/SqFt	\$4,819.34	\$0.132 /kWh	\$0.076 /SqFt
NATURALGAS	139.00 CCF	14,317 KBtu	0.225 KBtu/SqFt	\$349.98	\$2.518 /CCF	\$0.005 /SqFt
SEWER	104.00 CCF			\$495.76	\$4.767 /CCF	\$0.008 /SqFt
WATER	628.00 CCF			\$3,096.10	\$4.930 /CCF	\$0.049 /SqFt
<b>Totals:</b>		<b>138,633 KBtu</b>	<b>2.179 KBtu/SqFt</b>	<b>\$8,761.18</b>		

**Energy**

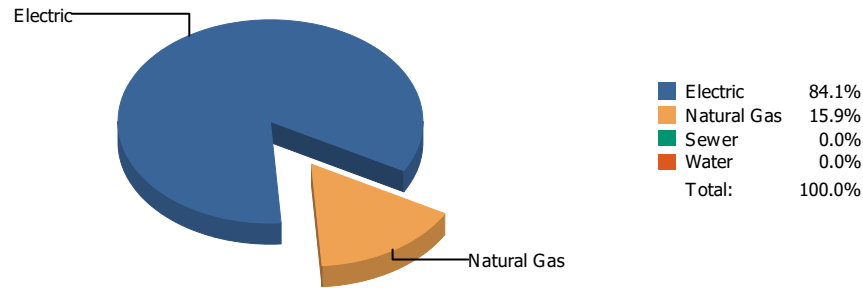


**Cost**

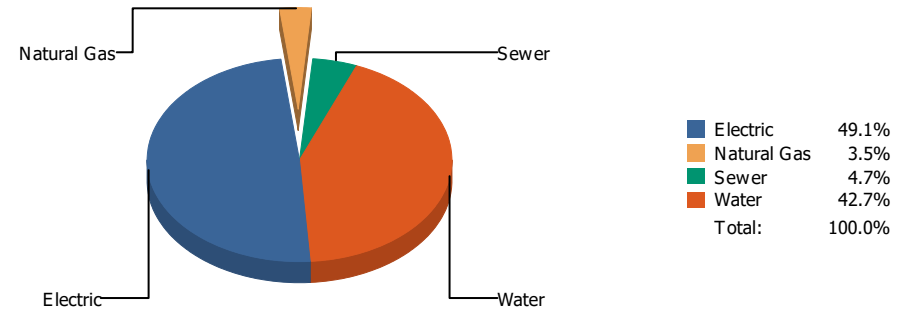


Commodity	Common Use	Energy Use	Energy Use / Area	Total Cost	Cost / Unit	Cost / Area
<b>Place: [PAUL-MORENO_1] PAUL MORENO 167 [BUILDING]</b>						
<b>Area: 87,824 SqFt</b>						
<b>Billing Period: Sep 2019</b>						
ELECTRIC	76,800.00 kWh	262,042 KBtu	2.984 KBtu/SqFt	\$8,994.38	\$0.117 /kWh	\$0.102 /SqFt
NATURALGAS	287.00 CCF	29,561 KBtu	0.337 KBtu/SqFt	\$409.49	\$1.427 /CCF	\$0.005 /SqFt
SEWER	82.00 CCF			\$471.65	\$5.752 /CCF	\$0.005 /SqFt
WATER	868.00 CCF			\$5,626.92	\$6.483 /CCF	\$0.064 /SqFt
<b>Totals:</b>		<b>291,603 KBtu</b>	<b>3.320 KBtu/SqFt</b>	<b>\$15,502.44</b>		

**Energy**

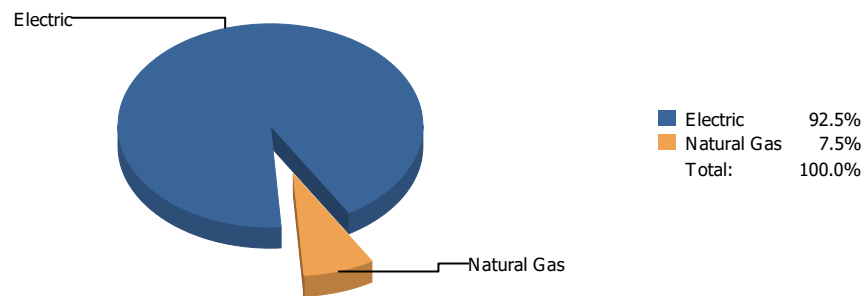


**Cost**

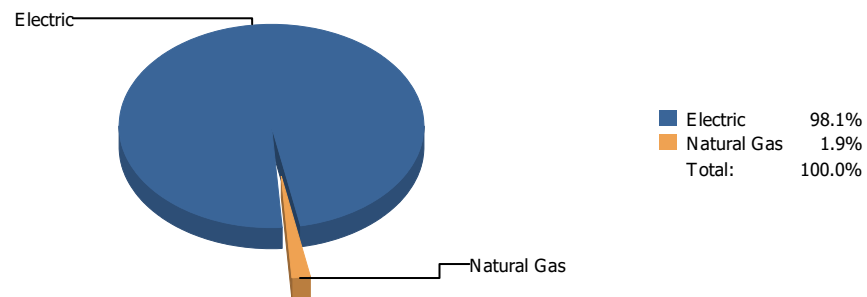


Commodity	Common Use	Energy Use	Energy Use / Area	Total Cost	Cost / Unit	Cost / Area
<b>Place: [POLK] POLK 159 [BUILDING]</b>						
<b>Area: 67,321 SqFt</b>						
<b>Billing Period: Sep 2019</b>						
ELECTRIC	47,640.00 kWh	162,548 KBtu	2.415 KBtu/SqFt	\$5,738.38	\$0.120 /kWh	\$0.085 /SqFt
NATURALGAS	298.00 CCF	30,694 KBtu	0.456 KBtu/SqFt	\$413.92	\$1.389 /CCF	\$0.006 /SqFt
SEWER	160.00 CCF			\$552.27	\$3.452 /CCF	\$0.008 /SqFt
WATER	870.00 CCF			\$4,993.52	\$5.740 /CCF	\$0.074 /SqFt
<b>Totals:</b>		<b>193,242 KBtu</b>	<b>2.870 KBtu/SqFt</b>	<b>\$11,698.09</b>		

**Energy**

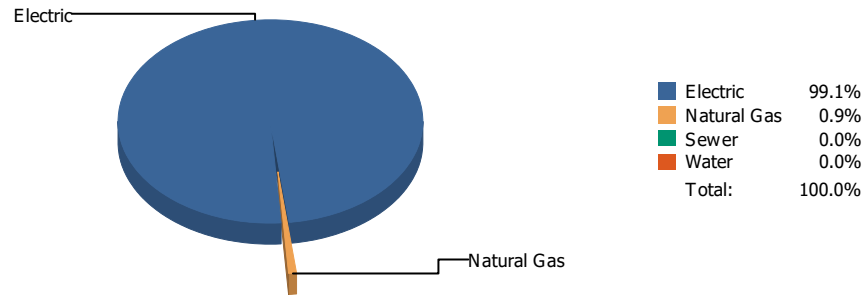


**Cost**

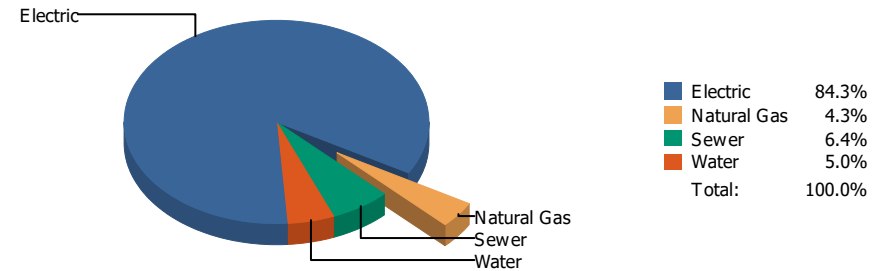


Commodity	Common Use	Energy Use	Energy Use / Area	Total Cost	Cost / Unit	Cost / Area
<b>Place: [POWELL_2] POWELL</b>		<b>175 [BUILDING]</b>				
<b>Area: 79,770 SqFt</b>						
<b>Billing Period: Sep 2019</b>						
ELECTRIC	88,560.00 kWh	302,167 KBtu	3.788 KBtu/SqFt	\$12,740.11	\$0.144 /kWh	\$0.160 /SqFt
NATURALGAS	238.00 CCF	24,514 KBtu	0.307 KBtu/SqFt	\$242.81	\$1.020 /CCF	\$0.003 /SqFt
<b>Totals:</b>		<b>326,681 KBtu</b>	<b>4.095 KBtu/SqFt</b>	<b>\$12,982.92</b>		

**Energy**



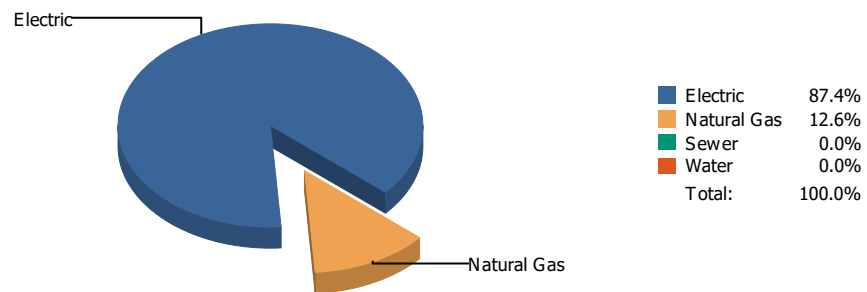
**Cost**



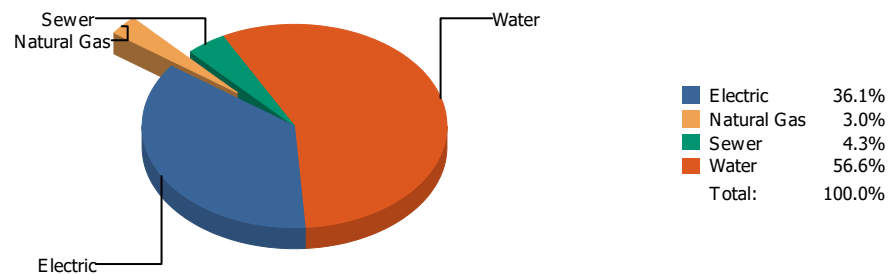
Commodity	Common Use	Energy Use	Energy Use / Area	Total Cost	Cost / Unit	Cost / Area
<b>Place: [PROFESSIONAL-DEV] EPISD PROF DEVELOPMENT CENTER931 [BUILDING]</b>						
<b>Area: 18,400 SqFt</b>						
<b>Billing Period: Sep 2019</b>						
ELECTRIC	28,760.00 kWh	98,129 KBtu	5.333 KBtu/SqFt	\$2,987.97	\$0.104 /kWh	\$0.162 /SqFt
NATURALGAS	9.00 CCF	927 KBtu	0.050 KBtu/SqFt	\$150.60	\$16.733 /CCF	\$0.008 /SqFt
SEWER	72.00 CCF			\$228.38	\$3.172 /CCF	\$0.012 /SqFt
WATER	30.00 CCF			\$176.35	\$5.878 /CCF	\$0.010 /SqFt
<b>Totals:</b>		<b>99,056 KBtu</b>	<b>5.383 KBtu/SqFt</b>	<b>\$3,543.30</b>		



### Energy

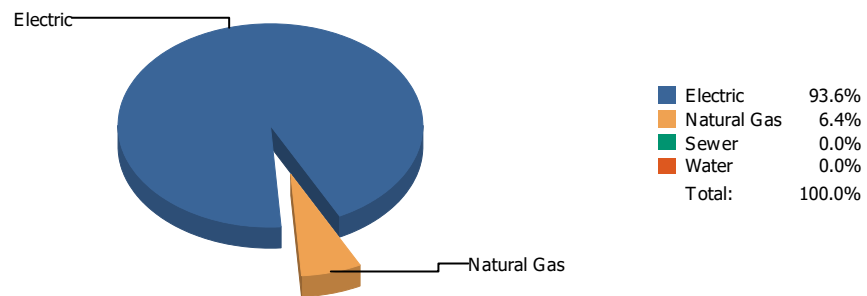


### Cost

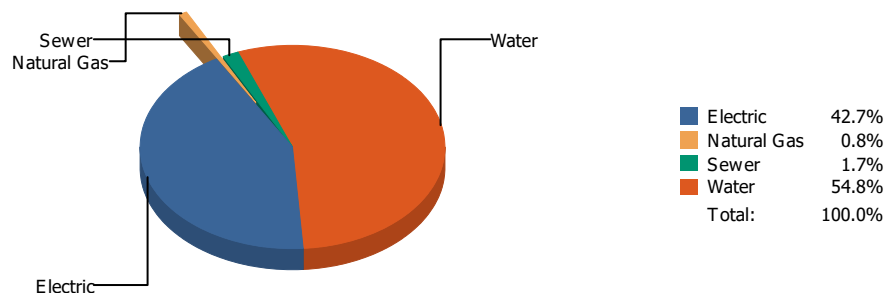


Commodity	Common Use	Energy Use	Energy Use / Area	Total Cost	Cost / Unit	Cost / Area
<b>Place: [PUTNAM] PUTNAM 135 [BUILDING]</b>						
<b>Area: 61,978 SqFt</b>						
<b>Billing Period: Sep 2019</b>						
ELECTRIC	37,576.00 kWh	128,209 KBtu	2.069 KBtu/SqFt	\$4,418.72	\$0.118 /kWh	\$0.071 /SqFt
NATURALGAS	179.00 CCF	18,437 KBtu	0.297 KBtu/SqFt	\$366.05	\$2.045 /CCF	\$0.006 /SqFt
SEWER	152.00 CCF			\$531.53	\$3.497 /CCF	\$0.008 /SqFt
WATER	1,117.00 CCF			\$6,935.27	\$6.209 /CCF	\$0.112 /SqFt
<b>Totals:</b>		<b>146,646 KBtu</b>	<b>2.366 KBtu/SqFt</b>	<b>\$12,251.57</b>		

### Energy

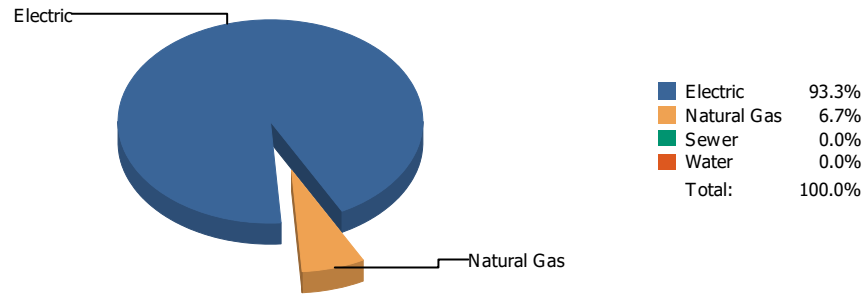


### Cost

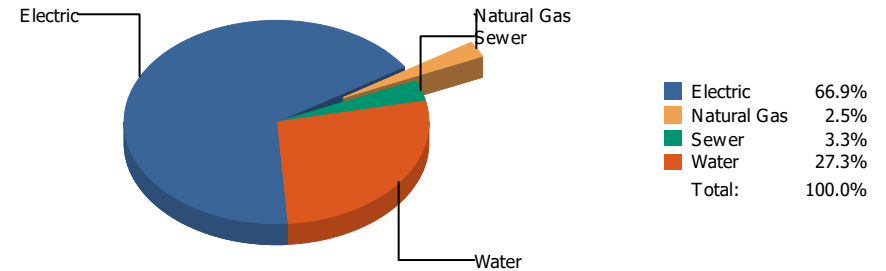


Commodity	Common Use	Energy Use	Energy Use / Area	Total Cost	Cost / Unit	Cost / Area
<b>Place: [RICHARDS] RICHARDSON [BUILDING]</b>						
<b>Area: 115,872 SqFt</b>						
<b>Billing Period: Sep 2019</b>						
ELECTRIC	116,700.00 kWh	398,180 KBtu	3.436 KBtu/SqFt	\$12,882.56	\$0.110 /kWh	\$0.111 /SqFt
NATURALGAS	265.00 CCF	27,295 KBtu	0.236 KBtu/SqFt	\$253.65	\$0.957 /CCF	\$0.002 /SqFt
SEWER	140.00 CCF			\$511.07	\$3.651 /CCF	\$0.004 /SqFt
WATER	2,324.00 CCF			\$16,548.60	\$7.121 /CCF	\$0.143 /SqFt
<b>Totals:</b>		<b>425,475 KBtu</b>	<b>3.672 KBtu/SqFt</b>	<b>\$30,195.88</b>		

**Energy**

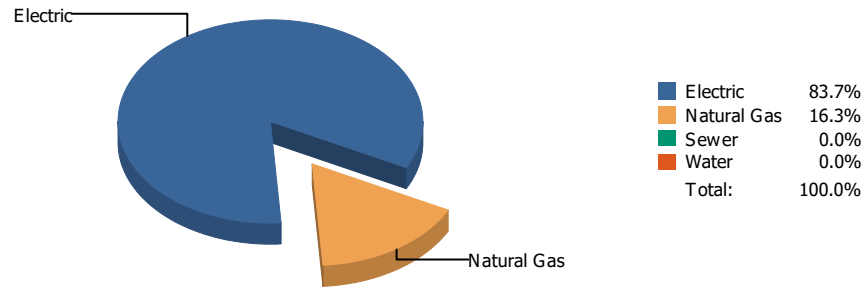


**Cost**

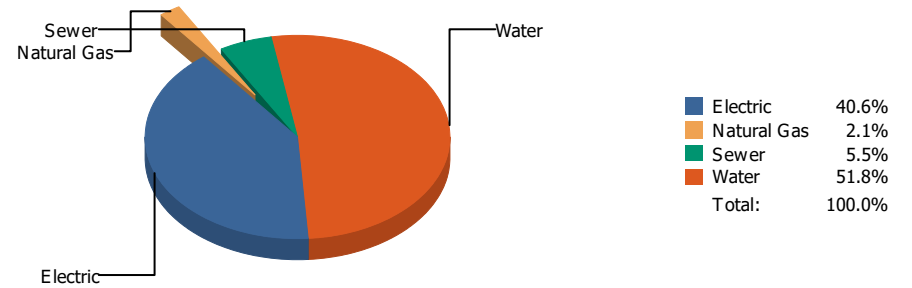


Commodity	Common Use	Energy Use	Energy Use / Area	Total Cost	Cost / Unit	Cost / Area
<b>Place: [RIVERA] RIVERA      156 [BUILDING]</b>						
<b>Area: 77,562 SqFt</b>						
<b>Billing Period: Sep 2019</b>						
ELECTRIC	82,776.00 kWh	282,432 KBtu	3.641 KBtu/SqFt	\$10,127.50	\$0.122 /kWh	\$0.131 /SqFt
NATURALGAS	198.00 CCF	20,394 KBtu	0.263 KBtu/SqFt	\$373.69	\$1.887 /CCF	\$0.005 /SqFt
SEWER	87.00 CCF			\$502.62	\$5.777 /CCF	\$0.006 /SqFt
WATER	820.00 CCF			\$4,137.41	\$5.046 /CCF	\$0.053 /SqFt
<b>Totals:</b>		<b>302,826 KBtu</b>	<b>3.904 KBtu/SqFt</b>	<b>\$15,141.22</b>		

**Energy**

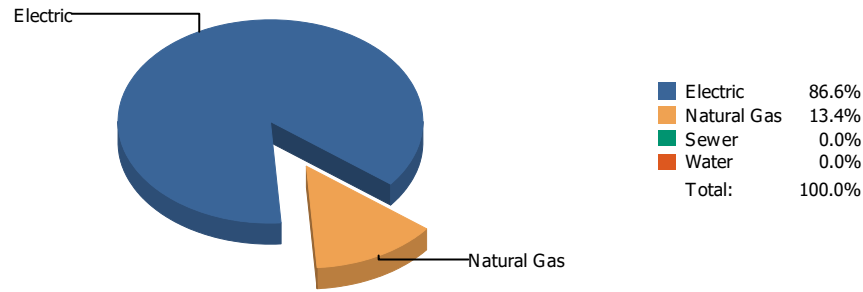


**Cost**

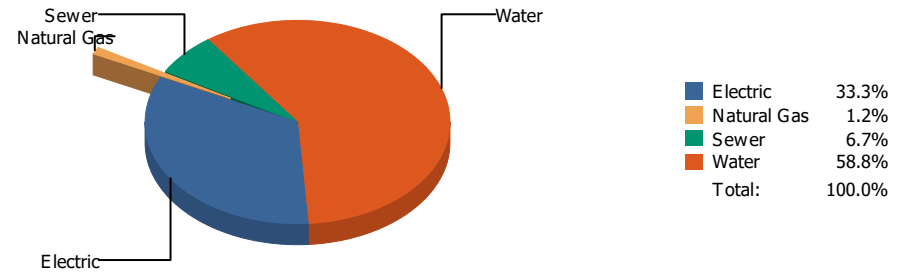


Commodity	Common Use	Energy Use	Energy Use / Area	Total Cost	Cost / Unit	Cost / Area
<b>Place: [ROBERTS] ROBERTS      136 [BUILDING]</b>						
<b>Area: 81,457 SqFt</b>						
<b>Billing Period: Sep 2019</b>						
ELECTRIC	49,680.00 kWh	169,508 KBtu	2.081 KBtu/SqFt	\$5,273.03	\$0.106 /kWh	\$0.065 /SqFt
NATURALGAS	320.00 CCF	32,960 KBtu	0.405 KBtu/SqFt	\$275.79	\$0.862 /CCF	\$0.003 /SqFt
SEWER	236.00 CCF			\$708.83	\$3.004 /CCF	\$0.009 /SqFt
WATER	1,213.00 CCF			\$6,720.12	\$5.540 /CCF	\$0.082 /SqFt
<b>Totals:</b>		<b>202,468 KBtu</b>	<b>2.486 KBtu/SqFt</b>	<b>\$12,977.77</b>		

**Energy**

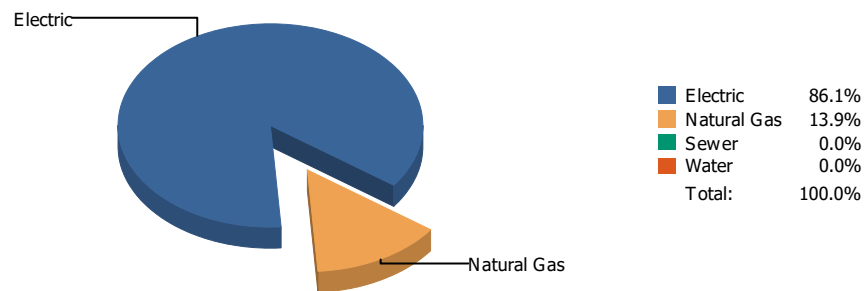


**Cost**

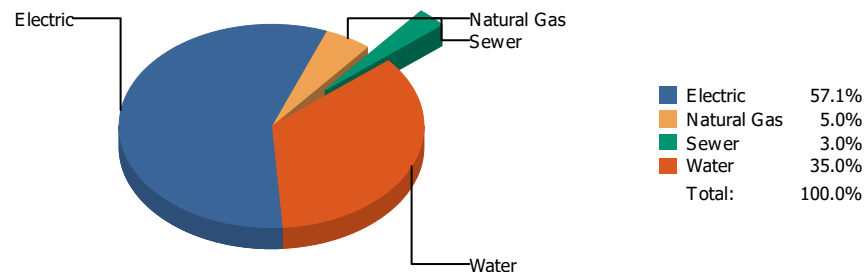


Commodity	Common Use	Energy Use	Energy Use / Area	Total Cost	Cost / Unit	Cost / Area
<b>Place: [ROSS] ROSS      042 [BUILDING]</b>						
<b>Area: 131,497 SqFt</b>						
<b>Billing Period: Sep 2019</b>						
ELECTRIC	68,612.00 kWh	234,104 KBtu	1.780 KBtu/SqFt	\$8,015.81	\$0.117 /kWh	\$0.061 /SqFt
NATURALGAS	353.00 CCF	36,359 KBtu	0.277 KBtu/SqFt	\$289.11	\$0.819 /CCF	\$0.002 /SqFt
SEWER	679.00 CCF			\$1,621.41	\$2.388 /CCF	\$0.012 /SqFt
WATER	2,862.00 CCF			\$14,177.12	\$4.954 /CCF	\$0.108 /SqFt
<b>Totals:</b>		<b>270,463 KBtu</b>	<b>2.057 KBtu/SqFt</b>	<b>\$24,103.45</b>		

**Energy**

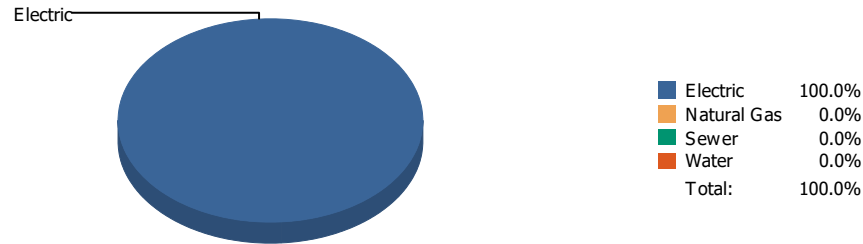


**Cost**

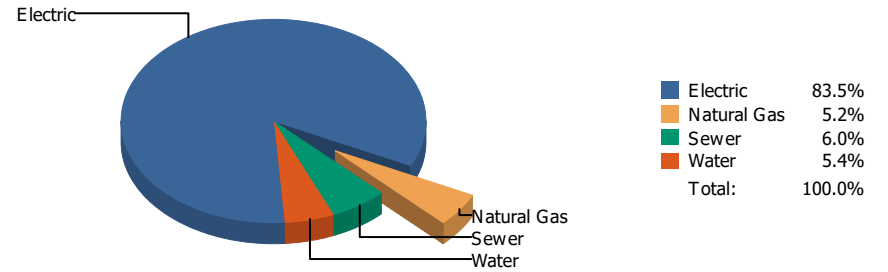


Commodity	Common Use	Energy Use	Energy Use / Area	Total Cost	Cost / Unit	Cost / Area
<b>Place: [RUSK] RUSK      138 [BUILDING]</b>						
<b>Area: 67,240 SqFt</b>						
<b>Billing Period: Sep 2019</b>						
ELECTRIC	36,757.00 kWh	125,415 KBtu	1.865 KBtu/SqFt	\$4,252.36	\$0.116 /kWh	\$0.063 /SqFt
NATURALGAS	196.00 CCF	20,188 KBtu	0.300 KBtu/SqFt	\$372.88	\$1.902 /CCF	\$0.005 /SqFt
SEWER	9.00 CCF			\$220.00	\$24.444 /CCF	\$0.003 /SqFt
WATER	405.00 CCF			\$2,606.11	\$6.435 /CCF	\$0.039 /SqFt
<b>Totals:</b>		<b>145,603 KBtu</b>	<b>2.165 KBtu/SqFt</b>	<b>\$7,451.35</b>		

**Energy**

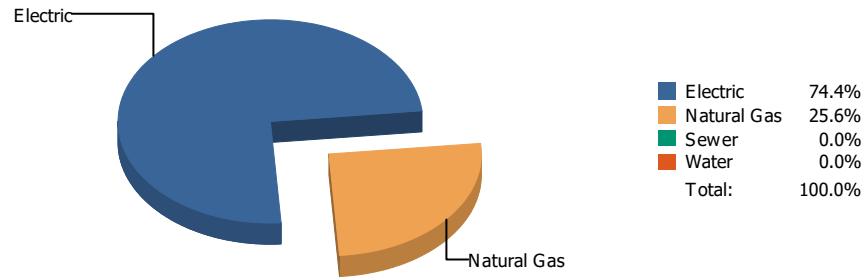


**Cost**

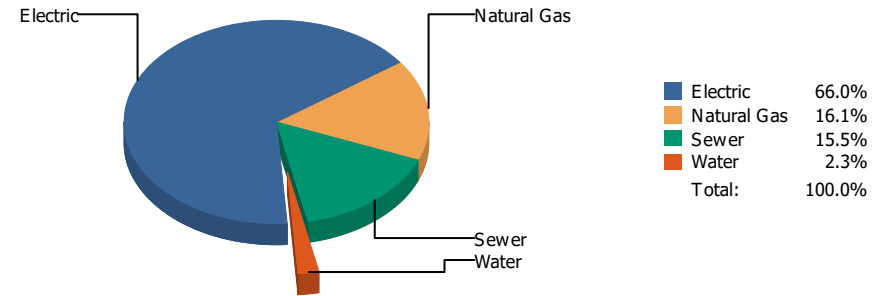


Commodity	Common Use	Energy Use	Energy Use / Area	Total Cost	Cost / Unit	Cost / Area
<b>Place: [SAN-JAC] SAN JACINTO 139 [BUILDING]</b>						
<b>Area: 29,589 SqFt</b>						
<b>Billing Period: Sep 2019</b>						
ELECTRIC	19,600.00 kWh	66,875 KBtu	2.260 KBtu/SqFt	\$2,363.50	\$0.121 /kWh	\$0.080 /SqFt
NATURALGAS	0.00 CCF	0 KBtu	0.000 KBtu/SqFt	\$146.99	\$0.000 /CCF	\$0.005 /SqFt
SEWER	33.00 CCF			\$168.71	\$5.112 /CCF	\$0.006 /SqFt
WATER	18.00 CCF			\$152.65	\$8.481 /CCF	\$0.005 /SqFt
<b>Totals:</b>		<b>66,875 KBtu</b>	<b>2.260 KBtu/SqFt</b>	<b>\$2,831.85</b>		

**Energy**



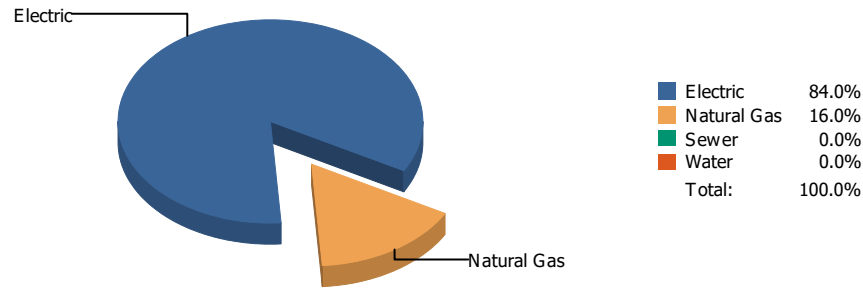
**Cost**



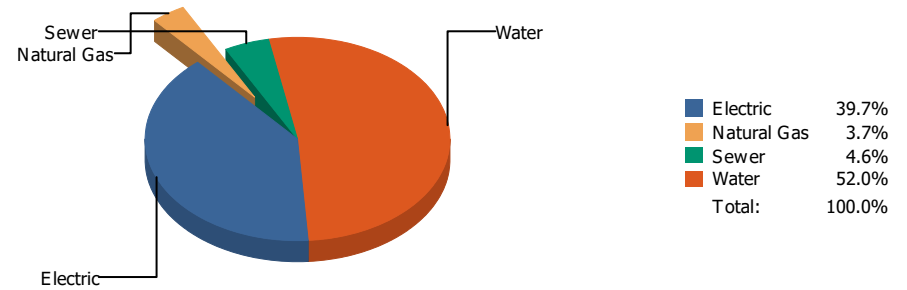
Commodity	Common Use	Energy Use	Energy Use / Area	Total Cost	Cost / Unit	Cost / Area
<b>Place: [SCHUSTER] SCHUSTER 140 [BUILDING]</b>						
<b>Area: 34,371 SqFt</b>						
<b>Billing Period: Sep 2019</b>						
ELECTRIC	3,938.00 kWh	13,436 KBtu	0.391 KBtu/SqFt	\$675.38	\$0.172 /kWh	\$0.020 /SqFt
NATURALGAS	45.00 CCF	4,635 KBtu	0.135 KBtu/SqFt	\$165.09	\$3.669 /CCF	\$0.005 /SqFt
SEWER	28.00 CCF			\$158.41	\$5.658 /CCF	\$0.005 /SqFt
WATER	0.00 CCF			\$23.97	\$0.000 /CCF	\$0.001 /SqFt
<b>Totals:</b>		<b>18,071 KBtu</b>	<b>0.526 KBtu/SqFt</b>	<b>\$1,022.85</b>		



**Energy**

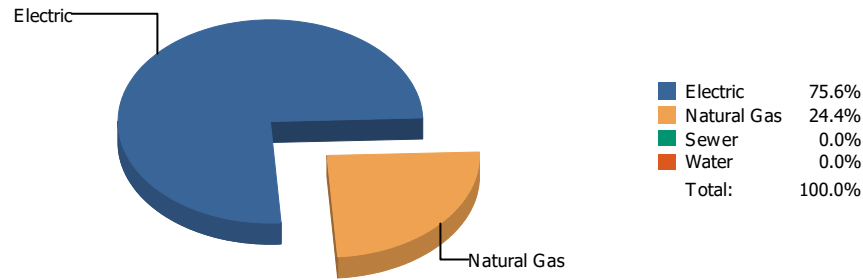


**Cost**

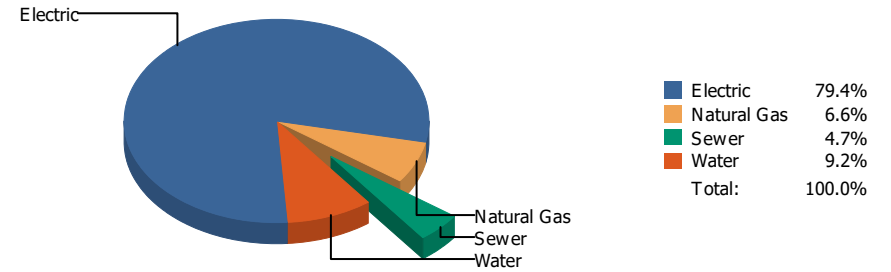


Commodity	Common Use	Energy Use	Energy Use / Area	Total Cost	Cost / Unit	Cost / Area
<b>Place: [STANTON] STANTON 141 [BUILDING]</b>						
<b>Area: 75,957 SqFt</b>						
<b>Billing Period: Sep 2019</b>						
ELECTRIC	30,178.00 kWh	102,967 KBtu	1.356 KBtu/SqFt	\$4,018.03	\$0.133 /kWh	\$0.053 /SqFt
NATURALGAS	190.00 CCF	19,570 KBtu	0.258 KBtu/SqFt	\$370.31	\$1.949 /CCF	\$0.005 /SqFt
SEWER	136.00 CCF			\$460.95	\$3.389 /CCF	\$0.006 /SqFt
WATER	897.00 CCF			\$5,261.13	\$5.865 /CCF	\$0.069 /SqFt
<b>Totals:</b>		<b>122,537 KBtu</b>	<b>1.613 KBtu/SqFt</b>	<b>\$10,110.42</b>		

**Energy**

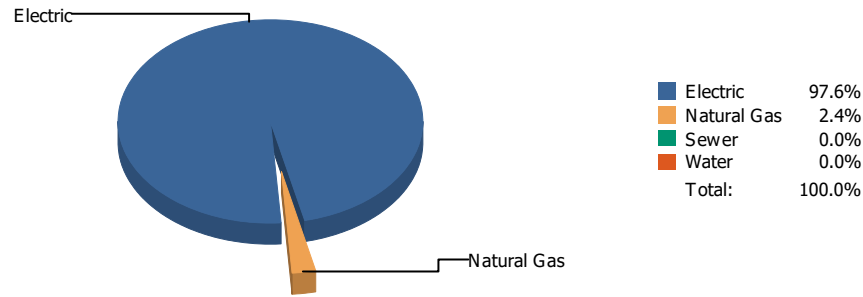


**Cost**

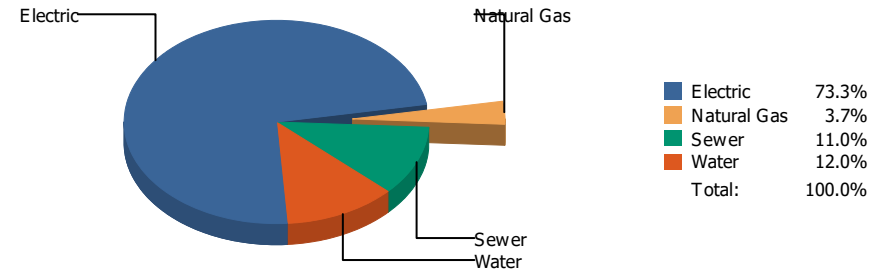


Commodity	Common Use	Energy Use	Energy Use / Area	Total Cost	Cost / Unit	Cost / Area
<b>Place: [SUNSET-HIGH_1] SUNSET HIGH SCHOOL [BUILDING]</b>						
<b>Area: 33,263 SqFt</b>						
<b>Billing Period: Sep 2019</b>						
ELECTRIC	39,000.00 kWh	133,068 KBtu	4.000 KBtu/SqFt	\$3,766.13	\$0.097 /kWh	\$0.113 /SqFt
NATURALGAS	417.00 CCF	42,951 KBtu	1.291 KBtu/SqFt	\$314.98	\$0.755 /CCF	\$0.009 /SqFt
SEWER	59.00 CCF			\$222.27	\$3.767 /CCF	\$0.007 /SqFt
WATER	118.00 CCF			\$438.05	\$3.712 /CCF	\$0.013 /SqFt
<b>Totals:</b>		<b>176,019 KBtu</b>	<b>5.292 KBtu/SqFt</b>	<b>\$4,741.43</b>		

### Energy

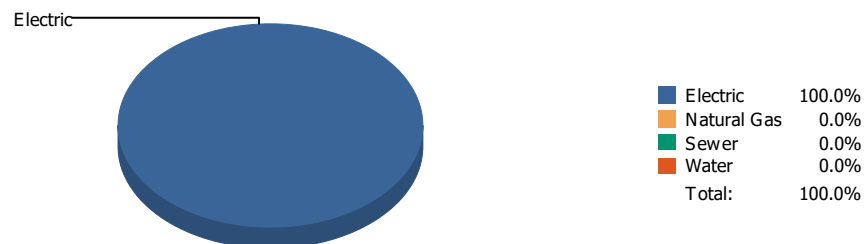


### Cost

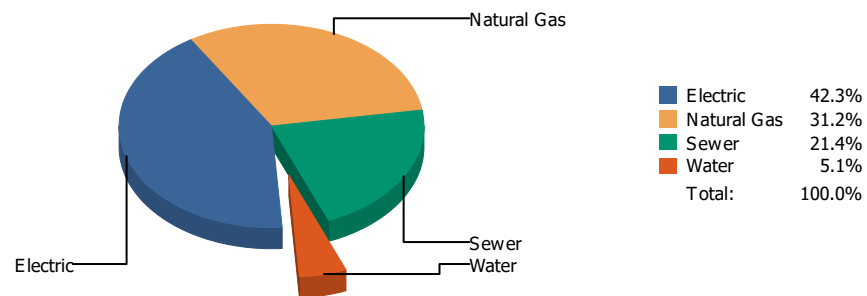


Commodity	Common Use	Energy Use	Energy Use / Area	Total Cost	Cost / Unit	Cost / Area
<b>Place: [TELLES] R. TELLES ACADEMY 027 [BUILDING]</b>						
<b>Area: 38,000 SqFt</b>						
<b>Billing Period: Sep 2019</b>						
ELECTRIC	28,200.00 kWh	96,218 KBtu	2.532 KBtu/SqFt	\$3,111.31	\$0.110 /kWh	\$0.082 /SqFt
NATURALGAS	23.00 CCF	2,369 KBtu	0.062 KBtu/SqFt	\$156.24	\$6.793 /CCF	\$0.004 /SqFt
SEWER	119.00 CCF			\$467.81	\$3.931 /CCF	\$0.012 /SqFt
WATER	112.00 CCF			\$509.39	\$4.548 /CCF	\$0.013 /SqFt
<b>Totals:</b>		<b>98,587 KBtu</b>	<b>2.594 KBtu/SqFt</b>	<b>\$4,244.75</b>		

### Energy

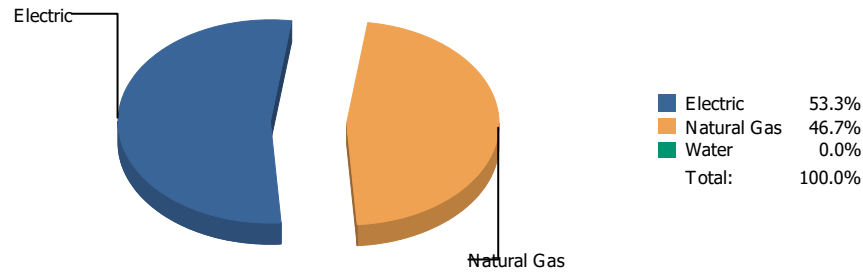


### Cost

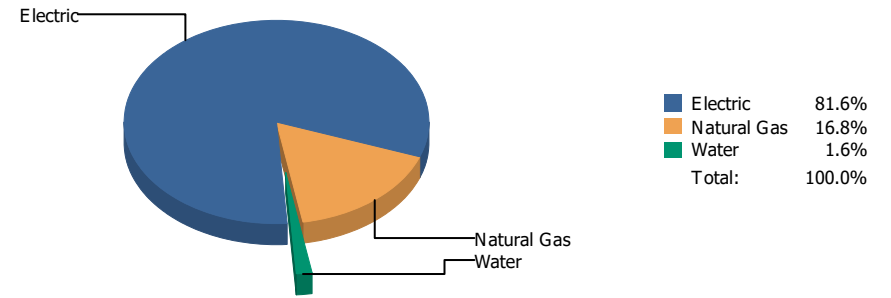


Commodity	Common Use	Energy Use	Energy Use / Area	Total Cost	Cost / Unit	Cost / Area
<b>Place: [TENNISCENTER_2] TENNIS CENTER 000 [BUILDING]</b>						
<b>Area: 3,867 SqFt</b>						
<b>Billing Period: Sep 2019</b>						
ELECTRIC	478.00 kWh	1,631 KBtu	0.422 KBtu/SqFt	\$199.18	\$0.417 /kWh	\$0.051 /SqFt
NATURALGAS	0.00 CCF	0 KBtu	0.000 KBtu/SqFt	\$146.99	\$0.000 /CCF	\$0.038 /SqFt
SEWER	0.00 CCF			\$100.73	\$0.000 /CCF	\$0.026 /SqFt
WATER	0.00 CCF			\$23.97	\$0.000 /CCF	\$0.006 /SqFt
<b>Totals:</b>		<b>1,631 KBtu</b>	<b>0.422 KBtu/SqFt</b>	<b>\$470.87</b>		

**Energy**

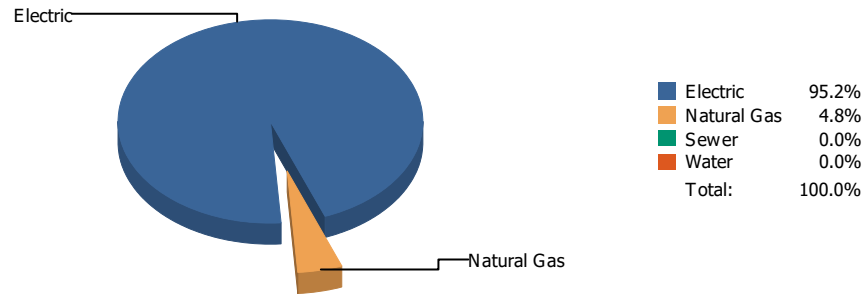


**Cost**

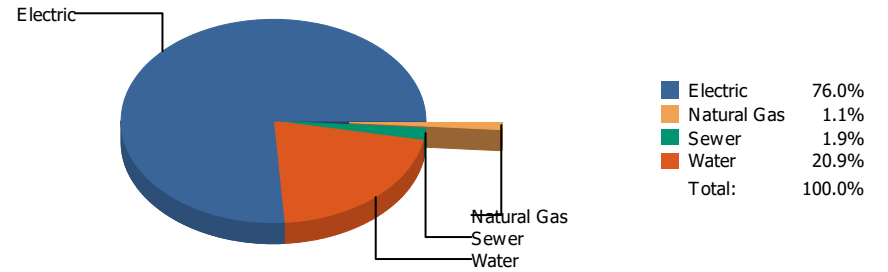


Commodity	Common Use	Energy Use	Energy Use / Area	Total Cost	Cost / Unit	Cost / Area
<b>Place: [TERRACE] TERRACE HILLS 048 [BUILDING]</b>						
<b>Area: 138,021 SqFt</b>						
<b>Billing Period: Sep 2019</b>						
ELECTRIC	25,650.00 kWh	87,518 KBtu	0.634 KBtu/SqFt	\$2,888.14	\$0.113 /kWh	\$0.021 /SqFt
NATURALGAS	743.00 CCF	76,529 KBtu	0.554 KBtu/SqFt	\$593.17	\$0.798 /CCF	\$0.004 /SqFt
WATER	0.00 CCF			\$56.66	\$0.000 /CCF	\$0.000 /SqFt
<b>Totals:</b>		<b>164,047 KBtu</b>	<b>1.189 KBtu/SqFt</b>	<b>\$3,537.97</b>		

**Energy**

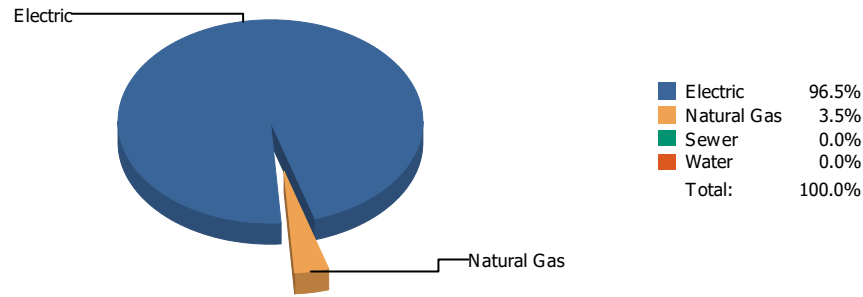


**Cost**

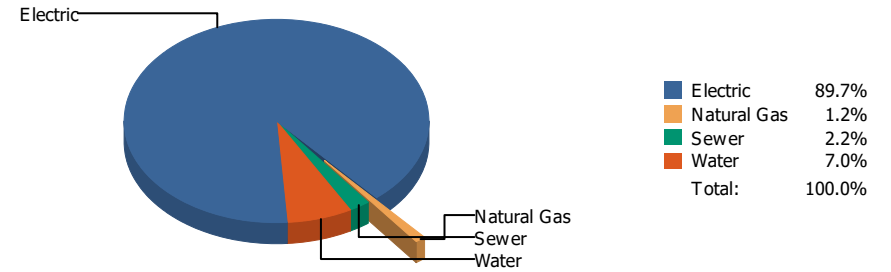


Commodity	Common Use	Energy Use	Energy Use / Area	Total Cost	Cost / Unit	Cost / Area
<b>Place: [TIPPENELEMENTARY] TIPPIN ELEMENTARY 168 [BUILDING]</b>						
<b>Area: 88,360 SqFt</b>						
<b>Billing Period: Sep 2019</b>						
ELECTRIC	144,720.00 kWh	493,785 KBtu	5.588 KBtu/SqFt	\$16,848.90	\$0.116 /kWh	\$0.191 /SqFt
NATURALGAS	244.00 CCF	25,132 KBtu	0.284 KBtu/SqFt	\$245.27	\$1.005 /CCF	\$0.003 /SqFt
SEWER	96.00 CCF			\$420.43	\$4.379 /CCF	\$0.005 /SqFt
WATER	724.00 CCF			\$4,640.58	\$6.410 /CCF	\$0.052 /SqFt
<b>Totals:</b>		<b>518,917 KBtu</b>	<b>5.873 KBtu/SqFt</b>	<b>\$22,155.18</b>		

**Energy**

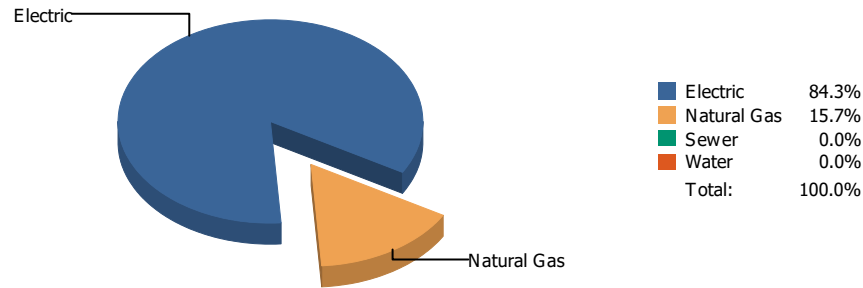


**Cost**

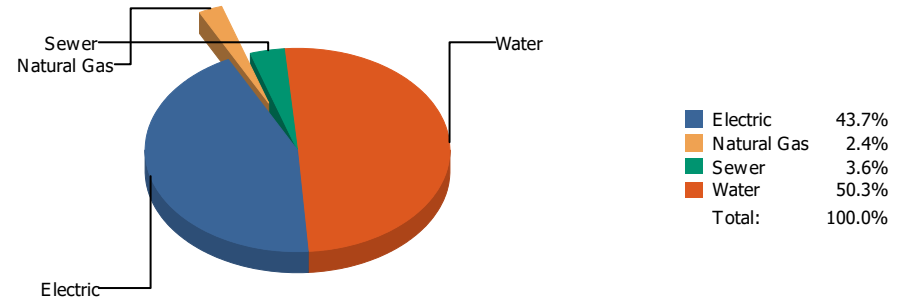


Commodity	Common Use	Energy Use	Energy Use / Area	Total Cost	Cost / Unit	Cost / Area
<b>Place: [TOMLEA_2] TOM LEA 178 [BUILDING]</b>						
<b>Area: 88,828 SqFt</b>						
<b>Billing Period: Sep 2019</b>						
ELECTRIC	133,920.00 kWh	456,935 KBtu	5.144 KBtu/SqFt	\$16,213.19	\$0.121 /kWh	\$0.182 /SqFt
NATURALGAS	161.00 CCF	16,583 KBtu	0.187 KBtu/SqFt	\$211.79	\$1.315 /CCF	\$0.002 /SqFt
SEWER	81.00 CCF			\$389.53	\$4.809 /CCF	\$0.004 /SqFt
WATER	283.00 CCF			\$1,265.71	\$4.472 /CCF	\$0.014 /SqFt
<b>Totals:</b>		<b>473,518 KBtu</b>	<b>5.331 KBtu/SqFt</b>	<b>\$18,080.22</b>		

**Energy**



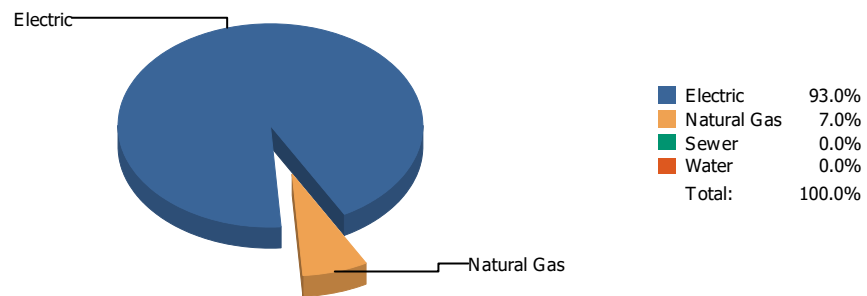
**Cost**



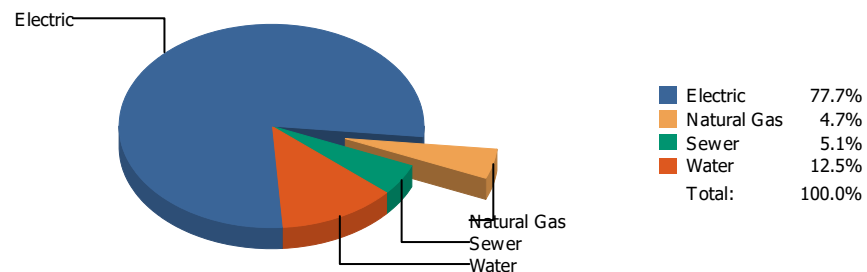
Commodity	Common Use	Energy Use	Energy Use / Area	Total Cost	Cost / Unit	Cost / Area
<b>Place: [TRAVIS] TRAVIS      143 [BUILDING]</b>						
<b>Area: 78,925 SqFt</b>						
<b>Billing Period: Sep 2019</b>						
ELECTRIC	37,320.00 kWh	127,336 KBtu	1.613 KBtu/SqFt	\$4,343.11	\$0.116 /kWh	\$0.055 /SqFt
NATURALGAS	230.00 CCF	23,690 KBtu	0.300 KBtu/SqFt	\$239.56	\$1.042 /CCF	\$0.003 /SqFt
SEWER	84.00 CCF			\$353.83	\$4.212 /CCF	\$0.004 /SqFt
WATER	812.00 CCF			\$4,993.81	\$6.150 /CCF	\$0.063 /SqFt
<b>Totals:</b>		<b>151,026 KBtu</b>	<b>1.914 KBtu/SqFt</b>	<b>\$9,930.31</b>		



### Energy

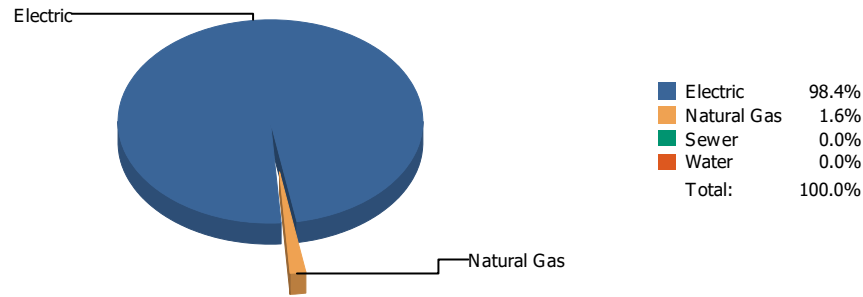


### Cost

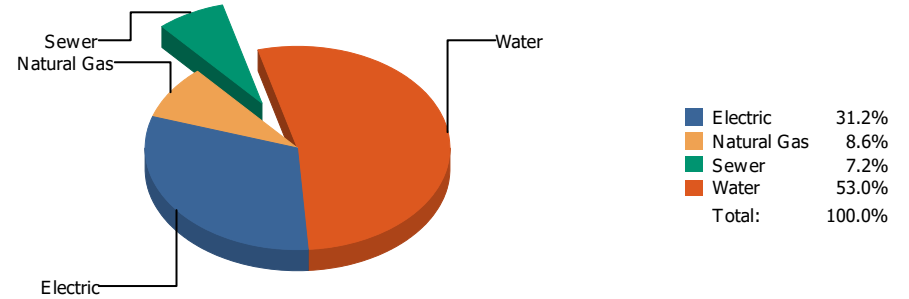


Commodity	Common Use	Energy Use	Energy Use / Area	Total Cost	Cost / Unit	Cost / Area
<b>Place: [VILAS] VILAS      144 [BUILDING]</b>						
<b>Area: 66,992 SqFt</b>						
<b>Billing Period: Sep 2019</b>						
ELECTRIC	73,678.00 kWh	251,389 KBtu	3.753 KBtu/SqFt	\$8,495.09	\$0.115 /kWh	\$0.127 /SqFt
NATURALGAS	184.00 CCF	18,952 KBtu	0.283 KBtu/SqFt	\$515.10	\$2.799 /CCF	\$0.008 /SqFt
SEWER	75.00 CCF			\$557.42	\$7.432 /CCF	\$0.008 /SqFt
WATER	261.00 CCF			\$1,363.31	\$5.223 /CCF	\$0.020 /SqFt
<b>Totals:</b>		<b>270,341 KBtu</b>	<b>4.035 KBtu/SqFt</b>	<b>\$10,930.92</b>		

**Energy**



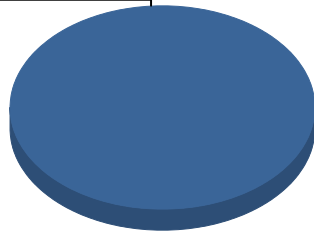
**Cost**



Commodity	Common Use	Energy Use	Energy Use / Area	Total Cost	Cost / Unit	Cost / Area
<b>Place: [WAINWRIG] WAINWRIGHT 145 [BUILDING]</b>						
<b>Area: 38,227 SqFt</b>						
<b>Billing Period: Sep 2019</b>						
ELECTRIC	13,215.00 kWh	45,090 KBtu	1.180 KBtu/SqFt	\$1,076.49	\$0.081 /kWh	\$0.028 /SqFt
NATURALGAS	7.00 CCF	721 KBtu	0.019 KBtu/SqFt	\$296.78	\$42.397 /CCF	\$0.008 /SqFt
SEWER	22.00 CCF			\$246.78	\$11.217 /CCF	\$0.006 /SqFt
WATER	326.00 CCF			\$1,829.95	\$5.613 /CCF	\$0.048 /SqFt
<b>Totals:</b>		<b>45,811 KBtu</b>	<b>1.198 KBtu/SqFt</b>	<b>\$3,450.00</b>		

**Energy**

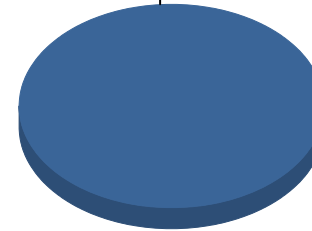
Electric



■ Electric 100.0%  
Total: 100.0%

**Cost**

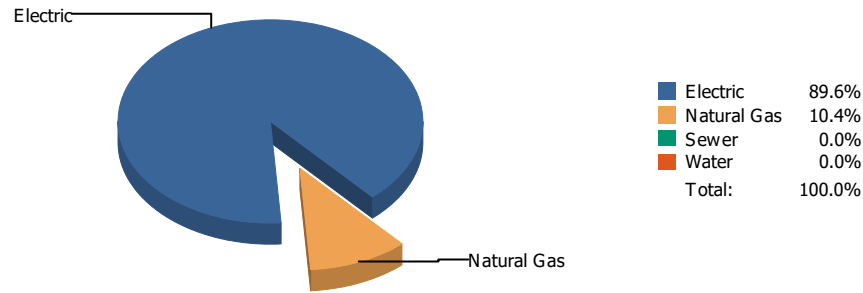
Electric



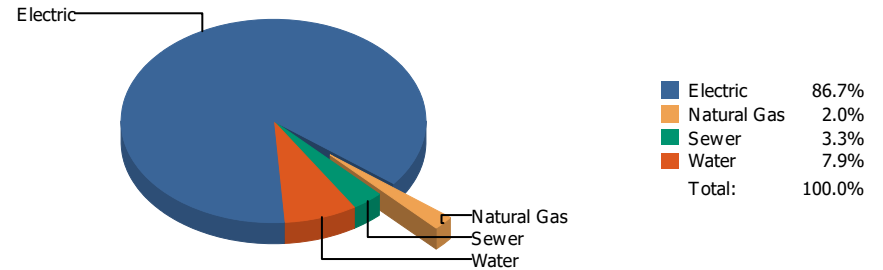
■ Electric 100.0%  
Total: 100.0%

Commodity	Common Use	Energy Use	Energy Use / Area	Total Cost	Cost / Unit	Cost / Area
<b>Place: [WESTSIDE] WESTSIDE TRANSPORTATION 951 [BUILDING]</b>						
<b>Area: 4,040 SqFt</b>						
<b>Billing Period: Sep 2019</b>						
ELECTRIC	3,699.00 kWh	12,621 KBtu	3.124 KBtu/SqFt	\$391.46	\$0.106 /kWh	\$0.097 /SqFt
<b>Totals:</b>		<b>12,621 KBtu</b>	<b>3.124 KBtu/SqFt</b>	<b>\$391.46</b>		

**Energy**

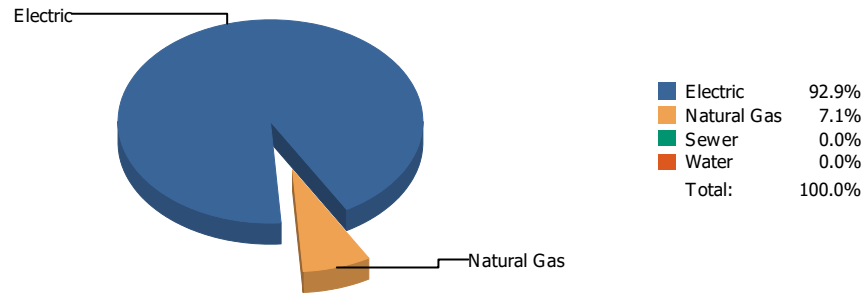


**Cost**

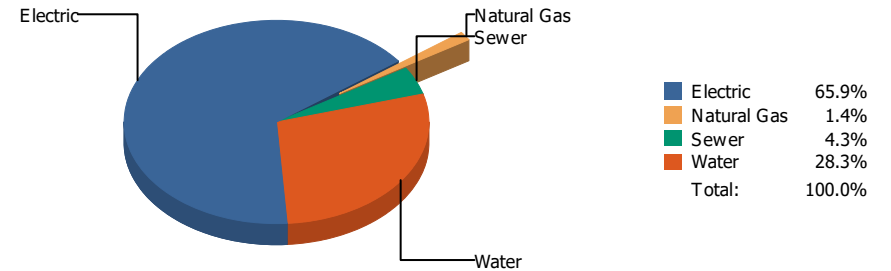


Commodity	Common Use	Energy Use	Energy Use / Area	Total Cost	Cost / Unit	Cost / Area
<b>Place: [W-HILLS] WESTERN HILLS      146 [BUILDING]</b>						
<b>Area: 77,753 SqFt</b>						
<b>Billing Period: Sep 2019</b>						
ELECTRIC	82,800.00 kWh	282,514 KBtu	3.633 KBtu/SqFt	\$11,775.52	\$0.142 /kWh	\$0.151 /SqFt
NATURALGAS	320.00 CCF	32,960 KBtu	0.424 KBtu/SqFt	\$275.79	\$0.862 /CCF	\$0.004 /SqFt
SEWER	54.00 CCF			\$454.20	\$8.411 /CCF	\$0.006 /SqFt
WATER	353.00 CCF			\$1,070.88	\$3.034 /CCF	\$0.014 /SqFt
<b>Totals:</b>		<b>315,474 KBtu</b>	<b>4.057 KBtu/SqFt</b>	<b>\$13,576.39</b>		

**Energy**

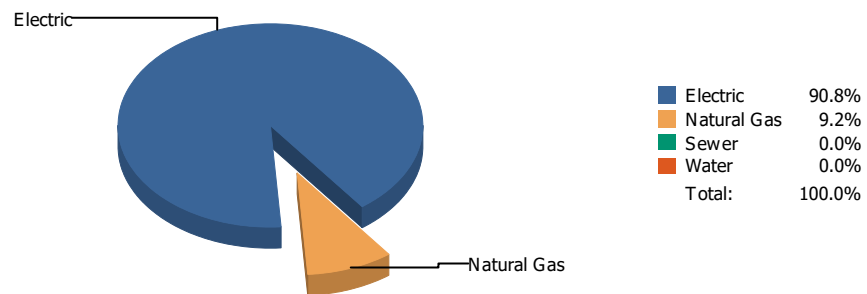


**Cost**

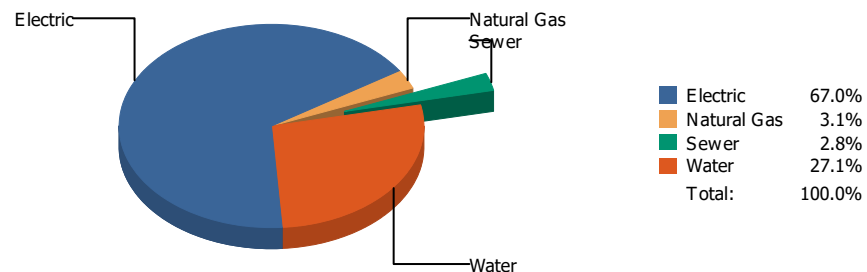


Commodity	Common Use	Energy Use	Energy Use / Area	Total Cost	Cost / Unit	Cost / Area
<b>Place: [WHITAKER] WHITAKER 153 [BUILDING]</b>						
<b>Area: 89,458 SqFt</b>						
<b>Billing Period: Sep 2019</b>						
ELECTRIC	104,280.00 kWh	355,803 KBtu	3.977 KBtu/SqFt	\$11,634.42	\$0.112 /kWh	\$0.130 /SqFt
NATURALGAS	266.00 CCF	27,398 KBtu	0.306 KBtu/SqFt	\$254.05	\$0.955 /CCF	\$0.003 /SqFt
SEWER	211.00 CCF			\$758.06	\$3.593 /CCF	\$0.008 /SqFt
WATER	1,593.00 CCF			\$5,003.51	\$3.141 /CCF	\$0.056 /SqFt
<b>Totals:</b>		<b>383,201 KBtu</b>	<b>4.284 KBtu/SqFt</b>	<b>\$17,650.04</b>		

### Energy

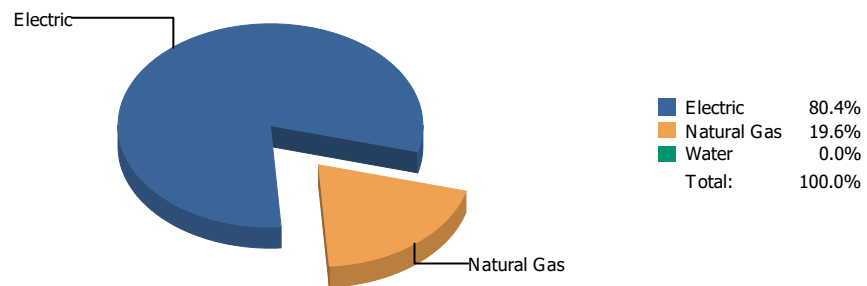


### Cost

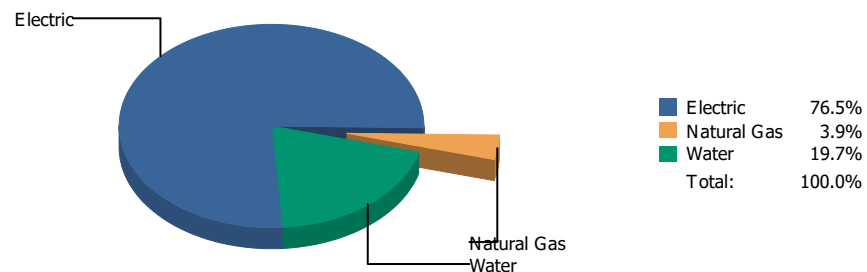


Commodity	Common Use	Energy Use	Energy Use / Area	Total Cost	Cost / Unit	Cost / Area
<b>Place: [WHITE] ZACH WHITE ELEMENTARY NEW-1997 [BUILDING]</b>						
<b>Area: 92,458 SqFt</b>						
<b>Billing Period: Sep 2019</b>						
ELECTRIC	86,700.00 kWh	295,820 KBtu	3.200 KBtu/SqFt	\$8,922.34	\$0.103 /kWh	\$0.097 /SqFt
NATURALGAS	290.00 CCF	29,870 KBtu	0.323 KBtu/SqFt	\$410.93	\$1.417 /CCF	\$0.004 /SqFt
SEWER	82.00 CCF			\$370.38	\$4.517 /CCF	\$0.004 /SqFt
WATER	742.00 CCF			\$3,614.59	\$4.871 /CCF	\$0.039 /SqFt
<b>Totals:</b>		<b>325,690 KBtu</b>	<b>3.523 KBtu/SqFt</b>	<b>\$13,318.24</b>		

### Energy

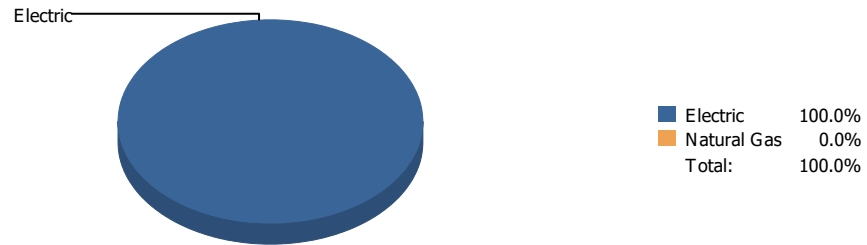


### Cost

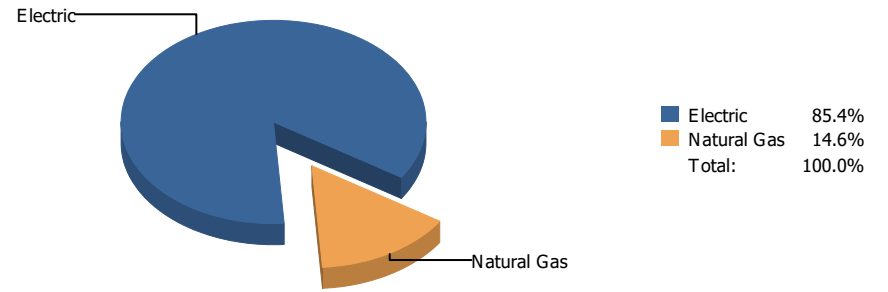


Commodity	Common Use	Energy Use	Energy Use / Area	Total Cost	Cost / Unit	Cost / Area
<b>Place: [WIGGS] WIGGS      052 [BUILDING]</b>						
<b>Area: 110,689 SqFt</b>						
<b>Billing Period: Sep 2019</b>						
ELECTRIC	53,520.00 kWh	182,610 KBtu	1.650 KBtu/SqFt	\$6,359.58	\$0.119 /kWh	\$0.057 /SqFt
NATURALGAS	432.00 CCF	44,496 KBtu	0.402 KBtu/SqFt	\$320.88	\$0.743 /CCF	\$0.003 /SqFt
WATER	397.00 CCF			\$1,636.32	\$4.122 /CCF	\$0.015 /SqFt
<b>Totals:</b>		<b>227,106 KBtu</b>	<b>2.052 KBtu/SqFt</b>	<b>\$8,316.78</b>		

**Energy**



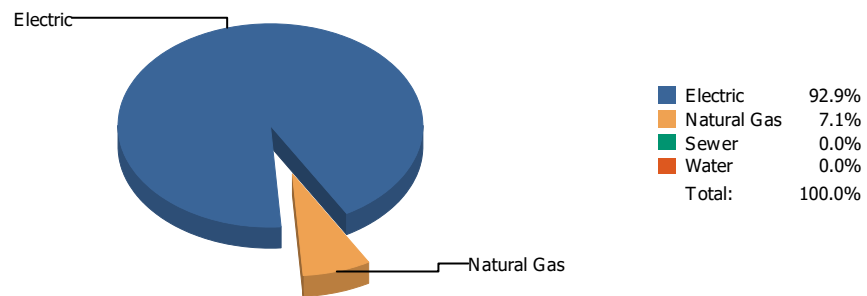
**Cost**



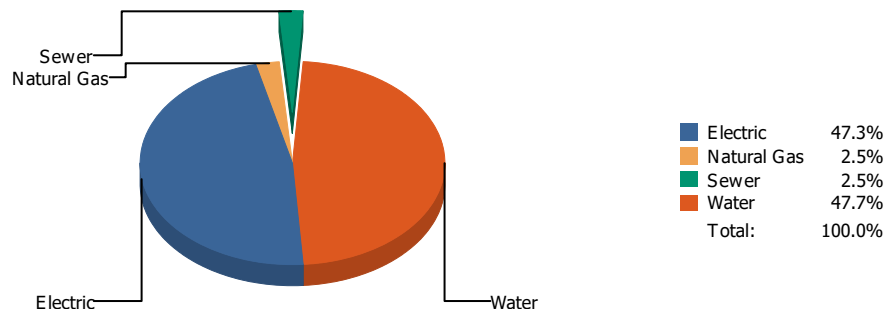
Commodity	Common Use	Energy Use	Energy Use / Area	Total Cost	Cost / Unit	Cost / Area
<b>Place: [ZANEGREYWAREHOUSE] ZANE GREY WAREHOUSE [BUILDING]</b>						
<b>Area: 0 SqFt</b>						
<b>Billing Period: Sep 2019</b>						
ELECTRIC	845.00 kWh	2,883 KBtu		\$304.54	\$0.360 /kWh	
NATURALGAS	0.00 CCF	0 KBtu		\$52.07	\$0.000 /CCF	
<b>Totals:</b>		<b>2,883 KBtu</b>		<b>\$356.61</b>		



**Energy**

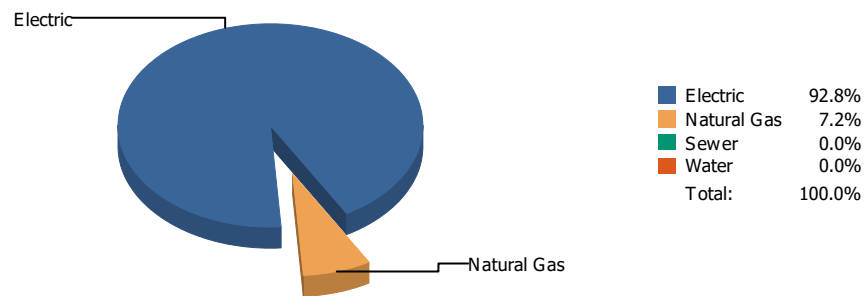


**Cost**

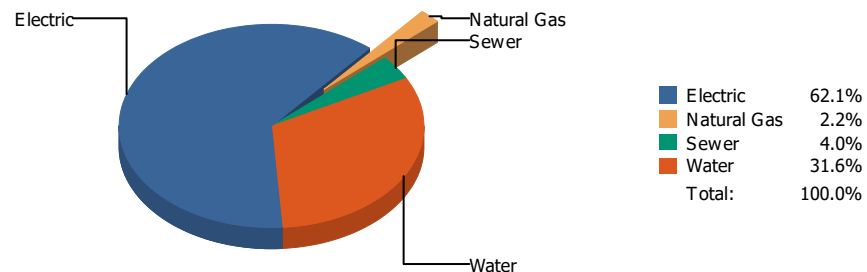


Commodity	Common Use	Energy Use	Energy Use / Area	Total Cost	Cost / Unit	Cost / Area
<b>Place: [ZAVALA] ZAVALA      148 [BUILDING]</b>						
<b>Area: 53,356 SqFt</b>						
<b>Billing Period: Sep 2019</b>						
ELECTRIC	34,288.00 kWh	116,991 KBtu	2.193 KBtu/SqFt	\$3,401.42	\$0.099 /kWh	\$0.064 /SqFt
NATURALGAS	87.00 CCF	8,961 KBtu	0.168 KBtu/SqFt	\$182.02	\$2.092 /CCF	\$0.003 /SqFt
SEWER	37.00 CCF			\$176.95	\$4.782 /CCF	\$0.003 /SqFt
WATER	493.00 CCF			\$3,431.08	\$6.960 /CCF	\$0.064 /SqFt
<b>Totals:</b>		<b>125,952 KBtu</b>	<b>2.361 KBtu/SqFt</b>	<b>\$7,191.47</b>		

### Energy



### Cost



Commodity	Common Use	Energy Use	Energy Use / Area	Total Cost	Cost / Unit	Cost / Area
<b>Place Summary Report</b>						
<b>Area: 10,735,159 SqFt</b>						
<b>Billing Period: Sep 2019</b>						
ELECTRIC	8,752,557.00 kWh	29,863,724 KBtu	2.782 KBtu/SqFt	\$964,180.40	\$0.110 /kWh	\$0.090 /SqFt
NATURALGAS	22,572.00 CCF	2,324,916 KBtu	0.217 KBtu/SqFt	\$34,496.95	\$1.528 /CCF	\$0.003 /SqFt
SEWER	16,948.00 CCF			\$62,607.19	\$3.694 /CCF	\$0.006 /SqFt
WATER	97,640.00 CCF			\$490,427.17	\$5.023 /CCF	\$0.046 /SqFt
<b>Totals:</b>		<b>32,188,640 KBtu</b>	<b>2.998 KBtu/SqFt</b>	<b>\$1,551,711.71</b>		

\* Please note per area calculations only include buildings with a floor area greater than 0.

**Requested by:** eagarci2

**Client version:**

**Report version:** 9

**Filters:** Meters in Building Name: Not one of ZACH WHITE MODULAR SCHOOL 147;START SCHOOL EARLY 1 DAY VALUE;STADIUM RATE CHANGES;SKY PARK IB1;SKY PARK I 200;SKY PARK;ROOSEVELT 137;REMCON COTTAGES;PARKDALE COTTAGES 957;NORTHEAST BOOK DEPOSITORY 814;NEW COMPUTERS SINCE JUNE 1990;Lighting;HERCULES COTTAGES 141A;Butterfield Trail Warehouse;BRANON COTTAGES 955;BLUE FLAME BLDG.;BARCELONA COTTAGES;ALL REFUNDS AND REBATES; ; Bill is Void Equals 0; Account is Active Equals 1; Bill is from External Vendor Equals 1; ; Billing Period Equals Sep 2019

**Record count:** 0