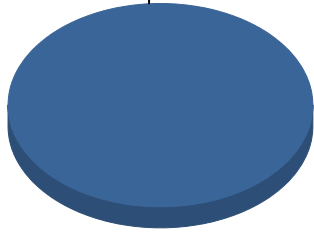


Energy

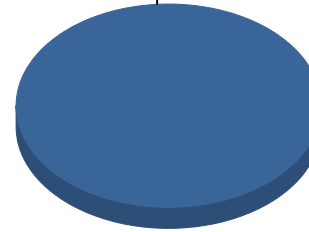
Electric



■ Electric 100.0%  
Total: 100.0%

Cost

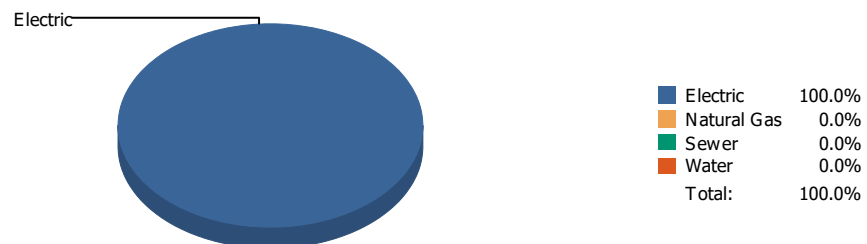
Electric



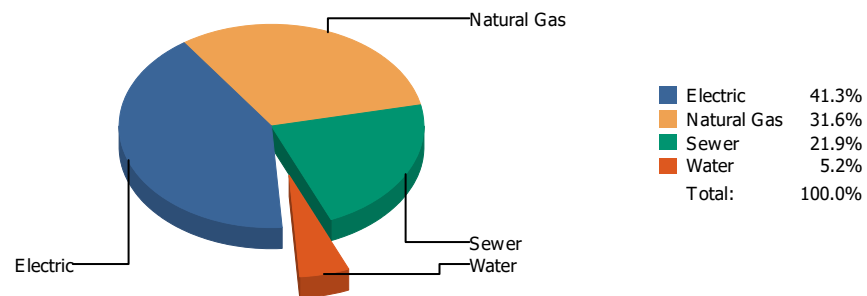
■ Electric 100.0%  
Total: 100.0%

Commodity	Common Use	Energy Use	Energy Use / Area	Total Cost	Cost / Unit	Cost / Area
<b>Place: [ALAMO] ALAMO      101 [BUILDING]</b>						
<b>Area: 58,978 SqFt</b>						
<b>Billing Period: Jan 2020</b>						
ELECTRIC	2,700.00 kWh	9,212 KBtu	0.156 KBtu/SqFt	\$255.49	\$0.095 /kWh	\$0.004 /SqFt
<b>Totals:</b>		<b>9,212 KBtu</b>	<b>0.156 KBtu/SqFt</b>	<b>\$255.49</b>		

### Energy

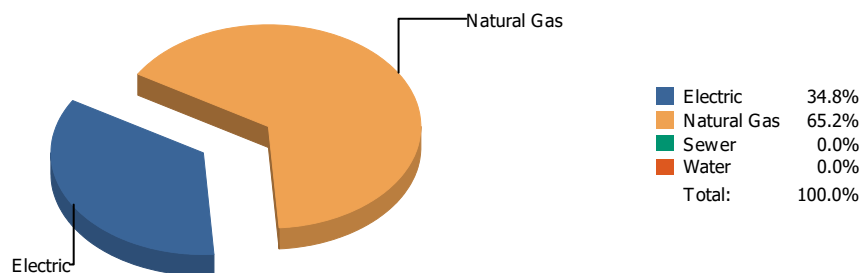


### Cost

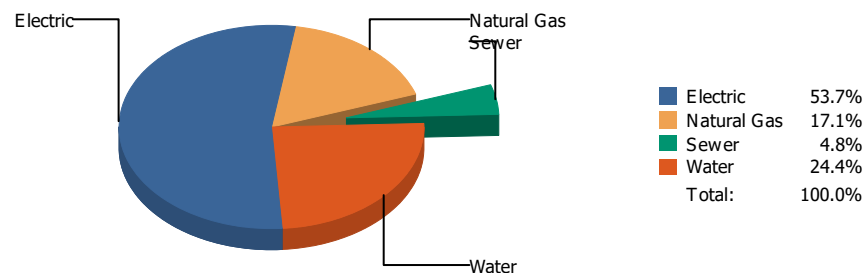


Commodity	Common Use	Energy Use	Energy Use / Area	Total Cost	Cost / Unit	Cost / Area
<b>Place: [ALTA] ALTA VISTA 102 [BUILDING]</b>						
<b>Area: 68,463 SqFt</b>						
<b>Billing Period: Jan 2020</b>						
ELECTRIC	7,650.00 kWh	26,102 KBtu	0.381 KBtu/SqFt	\$384.06	\$0.050 /kWh	\$0.006 /SqFt
NATURALGAS	0.00 CCF	0 KBtu	0.000 KBtu/SqFt	\$293.98	\$0.000 /CCF	\$0.004 /SqFt
SEWER	50.00 CCF			\$203.73	\$4.075 /CCF	\$0.003 /SqFt
WATER	0.00 CCF			\$48.48	\$0.000 /CCF	\$0.001 /SqFt
<b>Totals:</b>		<b>26,102 KBtu</b>	<b>0.381 KBtu/SqFt</b>	<b>\$930.25</b>		

### Energy

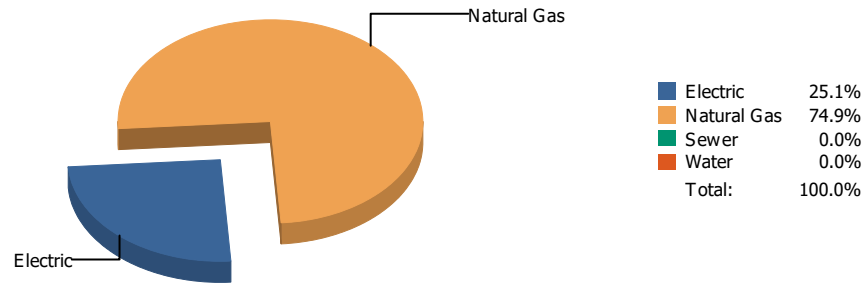


### Cost

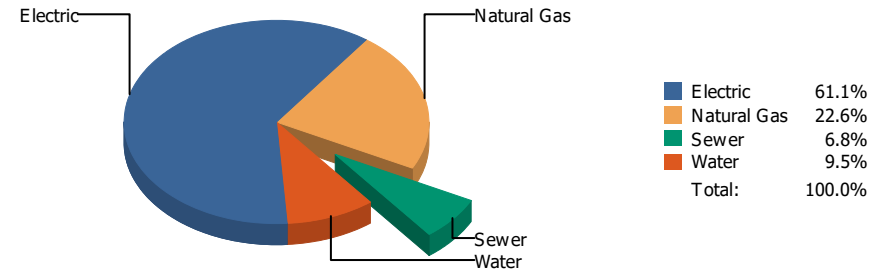


Commodity	Common Use	Energy Use	Energy Use / Area	Total Cost	Cost / Unit	Cost / Area
<b>Place: [ADDRESS] ADDRESS      001 [BUILDING]</b>						
<b>Area: 266,968 SqFt</b>						
<b>Billing Period: Jan 2020</b>						
ELECTRIC	120,082.00 kWh	409,720 KBtu	1.535 KBtu/SqFt	\$11,530.51	\$0.096 /kWh	\$0.043 /SqFt
NATURALGAS	7,441.00 CCF	766,423 KBtu	2.871 KBtu/SqFt	\$3,675.39	\$0.494 /CCF	\$0.014 /SqFt
SEWER	388.00 CCF			\$1,021.95	\$2.634 /CCF	\$0.004 /SqFt
WATER	1,246.00 CCF			\$5,237.52	\$4.203 /CCF	\$0.020 /SqFt
<b>Totals:</b>		<b>1,176,143 KBtu</b>	<b>4.406 KBtu/SqFt</b>	<b>\$21,465.37</b>		

**Energy**

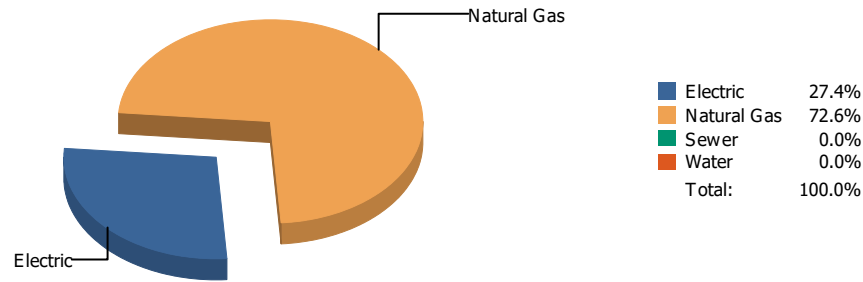


**Cost**

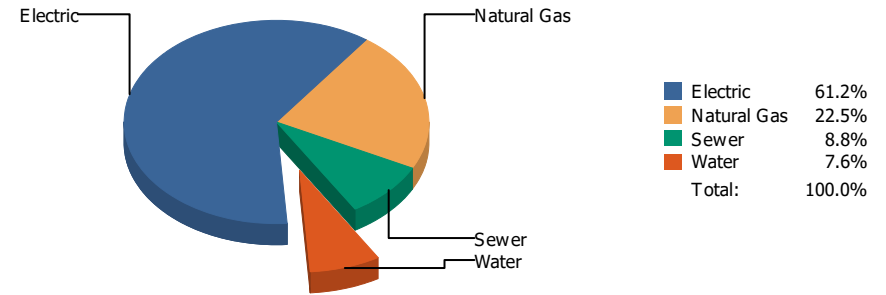


Commodity	Common Use	Energy Use	Energy Use / Area	Total Cost	Cost / Unit	Cost / Area
<b>Place: [AOY] AOY      103 [BUILDING]</b>						
<b>Area: 105,486 SqFt</b>						
<b>Billing Period: Jan 2020</b>						
ELECTRIC	38,477.00 kWh	131,284 KBtu	1.245 KBtu/SqFt	\$5,091.25	\$0.132 /kWh	\$0.048 /SqFt
NATURALGAS	3,802.00 CCF	391,606 KBtu	3.712 KBtu/SqFt	\$1,880.32	\$0.495 /CCF	\$0.018 /SqFt
SEWER	70.00 CCF			\$567.22	\$8.103 /CCF	\$0.005 /SqFt
WATER	71.00 CCF			\$791.92	\$11.154 /CCF	\$0.007 /SqFt
<b>Totals:</b>		<b>522,890 KBtu</b>	<b>4.957 KBtu/SqFt</b>	<b>\$8,330.71</b>		

**Energy**

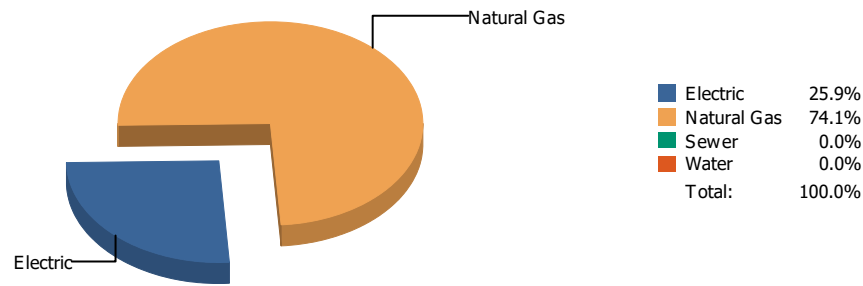


**Cost**

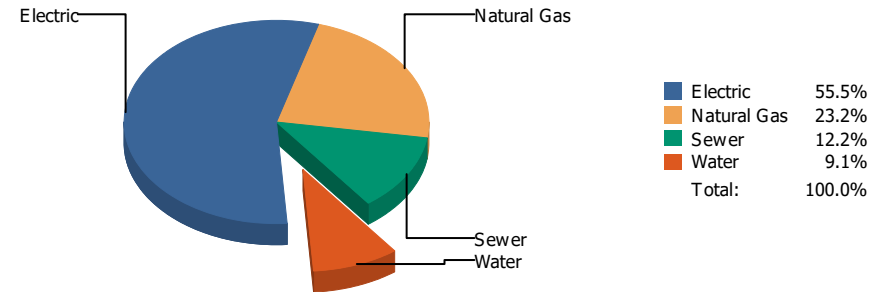


Commodity	Common Use	Energy Use	Energy Use / Area	Total Cost	Cost / Unit	Cost / Area
<b>Place: [ARMENDARIZ_1] ARMENDARIZ MIDDLE SCHOOL [BUILDING]</b>						
<b>Area: 133,779 SqFt</b>						
<b>Billing Period: Jan 2020</b>						
ELECTRIC	59,000.00 kWh	201,308 KBtu	1.505 KBtu/SqFt	\$6,244.36	\$0.106 /kWh	\$0.047 /SqFt
NATURALGAS	5,174.00 CCF	532,922 KBtu	3.984 KBtu/SqFt	\$2,292.95	\$0.443 /CCF	\$0.017 /SqFt
SEWER	269.00 CCF			\$897.10	\$3.335 /CCF	\$0.007 /SqFt
WATER	134.00 CCF			\$773.42	\$5.772 /CCF	\$0.006 /SqFt
<b>Totals:</b>		<b>734,230 KBtu</b>	<b>5.488 KBtu/SqFt</b>	<b>\$10,207.83</b>		

**Energy**

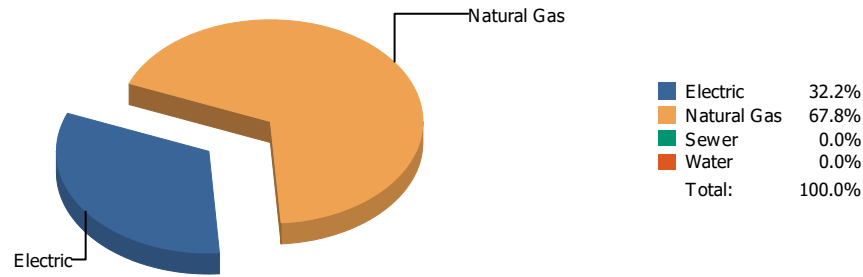


**Cost**

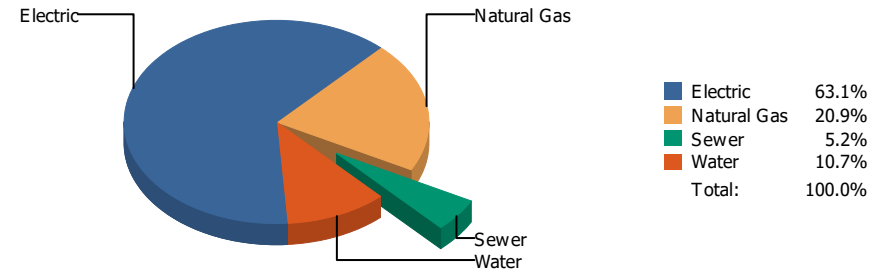


Commodity	Common Use	Energy Use	Energy Use / Area	Total Cost	Cost / Unit	Cost / Area
<b>Place: [AUSTIN] AUSTIN                      002 [BUILDING]</b>						
<b>Area: 269,216 SqFt</b>						
<b>Billing Period: Jan 2020</b>						
ELECTRIC	103,250.00 kWh	352,289 KBtu	1.309 KBtu/SqFt	\$10,785.90	\$0.104 /kWh	\$0.040 /SqFt
NATURALGAS	9,779.00 CCF	1,007,237 KBtu	3.741 KBtu/SqFt	\$4,508.76	\$0.461 /CCF	\$0.017 /SqFt
SEWER	725.00 CCF			\$2,380.88	\$3.284 /CCF	\$0.009 /SqFt
WATER	351.00 CCF			\$1,763.85	\$5.025 /CCF	\$0.006 /SqFt
<b>Totals:</b>		<b>1,359,526 KBtu</b>	<b>5.050 KBtu/SqFt</b>	<b>\$19,439.39</b>		

**Energy**

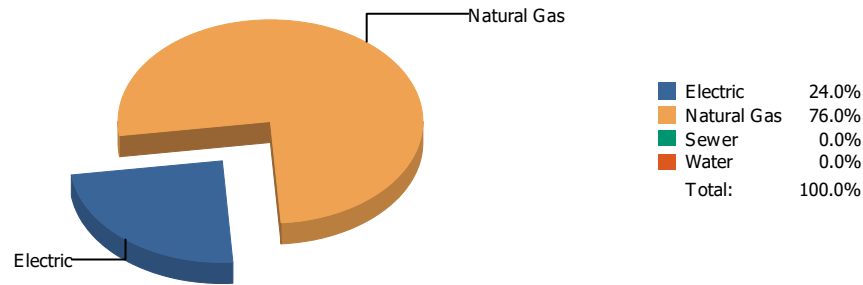


**Cost**

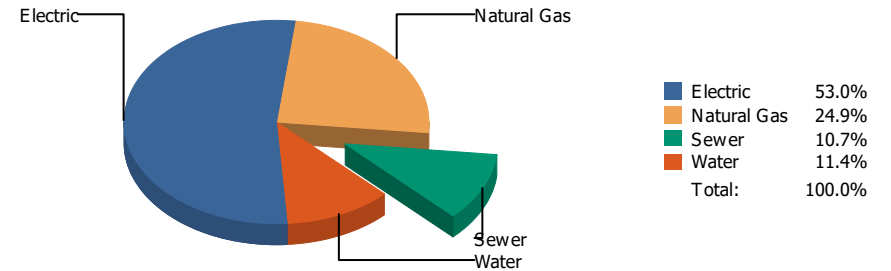


Commodity	Common Use	Energy Use	Energy Use / Area	Total Cost	Cost / Unit	Cost / Area
<b>Place: [BARRON ELEMENTARY] Barron Elementary 165 [BUILDING]</b>						
<b>Area: 87,818 SqFt</b>						
<b>Billing Period: Jan 2020</b>						
ELECTRIC	56,557.00 kWh	192,972 KBtu	2.197 KBtu/SqFt	\$5,844.48	\$0.103 /kWh	\$0.066 /SqFt
NATURALGAS	3,947.00 CCF	406,541 KBtu	4.629 KBtu/SqFt	\$1,933.56	\$0.490 /CCF	\$0.022 /SqFt
SEWER	51.00 CCF			\$485.64	\$9.522 /CCF	\$0.006 /SqFt
WATER	229.00 CCF			\$993.28	\$4.337 /CCF	\$0.011 /SqFt
<b>Totals:</b>		<b>599,513 KBtu</b>	<b>6.827 KBtu/SqFt</b>	<b>\$9,256.96</b>		

**Energy**



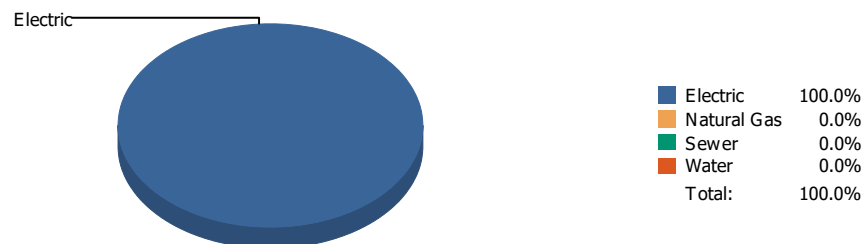
**Cost**



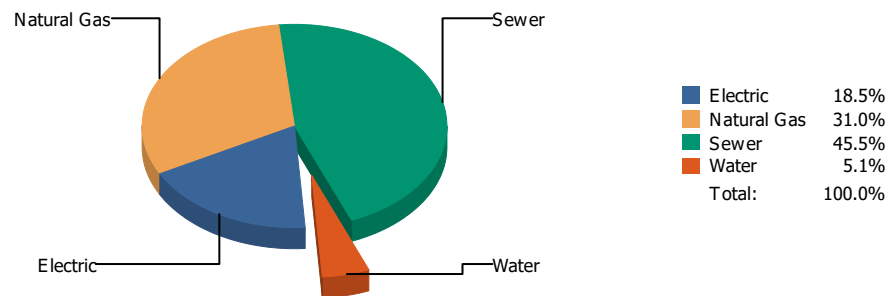
Commodity	Common Use	Energy Use	Energy Use / Area	Total Cost	Cost / Unit	Cost / Area
<b>Place: [BASSETT] BASSETT                      049 [BUILDING]</b>						
<b>Area: 174,250 SqFt</b>						
<b>Billing Period: Jan 2020</b>						
ELECTRIC	49,400.00 kWh	168,553 KBtu	0.967 KBtu/SqFt	\$5,210.29	\$0.105 /kWh	\$0.030 /SqFt
NATURALGAS	5,178.00 CCF	533,334 KBtu	3.061 KBtu/SqFt	\$2,452.33	\$0.474 /CCF	\$0.014 /SqFt
SEWER	403.00 CCF			\$1,052.85	\$2.613 /CCF	\$0.006 /SqFt
WATER	258.00 CCF			\$1,124.24	\$4.358 /CCF	\$0.006 /SqFt
<b>Totals:</b>		<b>701,887 KBtu</b>	<b>4.028 KBtu/SqFt</b>	<b>\$9,839.71</b>		



### Energy



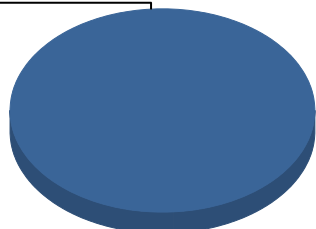
### Cost



Commodity	Common Use	Energy Use	Energy Use / Area	Total Cost	Cost / Unit	Cost / Area
<b>Place: [BEALL] BEALL      104 [BUILDING]</b>						
<b>Area: 74,454 SqFt</b>						
<b>Billing Period: Jan 2020</b>						
ELECTRIC	1,564.00 kWh	5,336 KBtu	0.072 KBtu/SqFt	\$174.97	\$0.112 /kWh	\$0.002 /SqFt
NATURALGAS	0.00 CCF	0 KBtu	0.000 KBtu/SqFt	\$293.98	\$0.000 /CCF	\$0.004 /SqFt
SEWER	101.00 CCF			\$430.73	\$4.265 /CCF	\$0.006 /SqFt
WATER	0.00 CCF			\$47.86	\$0.000 /CCF	\$0.001 /SqFt
<b>Totals:</b>		<b>5,336 KBtu</b>	<b>0.072 KBtu/SqFt</b>	<b>\$947.54</b>		

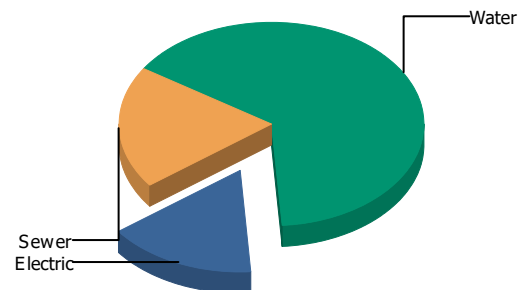
**Energy**

Electric



Electric 100.0%  
 Sewer 0.0%  
 Water 0.0%  
 Total: 100.0%

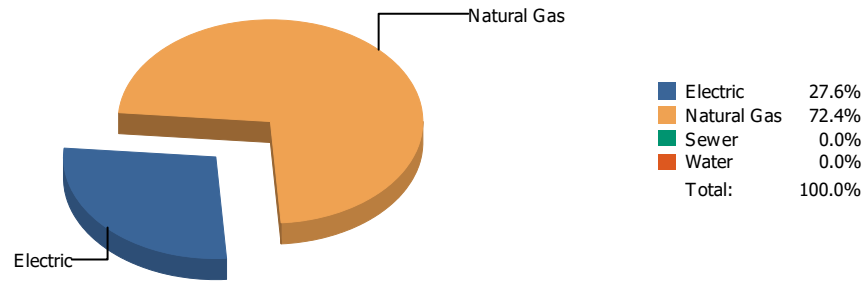
**Cost**



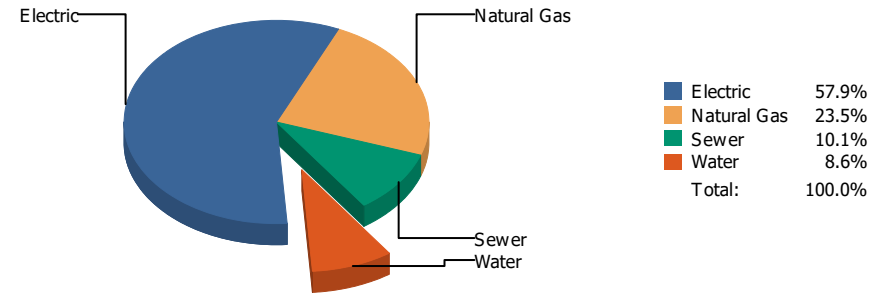
Electric 15.7%  
 Sewer 19.6%  
 Water 64.7%  
 Total: 100.0%

Commodity	Common Use	Energy Use	Energy Use / Area	Total Cost	Cost / Unit	Cost / Area
<b>Place: [BLISS] BLISS      105 [BUILDING]</b>						
<b>Area: 78,820 SqFt</b>						
<b>Billing Period: Jan 2020</b>						
ELECTRIC	23,399.00 kWh	79,837 KBtu	1.013 KBtu/SqFt	\$2,579.50	\$0.110 /kWh	\$0.033 /SqFt
SEWER	1,451.00 CCF			\$3,211.73	\$2.213 /CCF	\$0.041 /SqFt
WATER	3,358.00 CCF			\$10,632.23	\$3.166 /CCF	\$0.135 /SqFt
<b>Totals:</b>		<b>79,837 KBtu</b>	<b>1.013 KBtu/SqFt</b>	<b>\$16,423.46</b>		

**Energy**

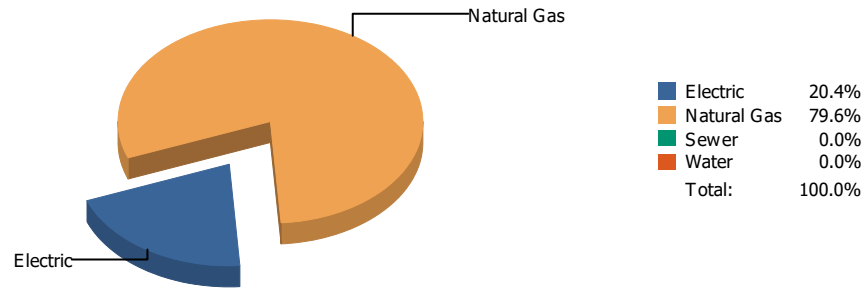


**Cost**

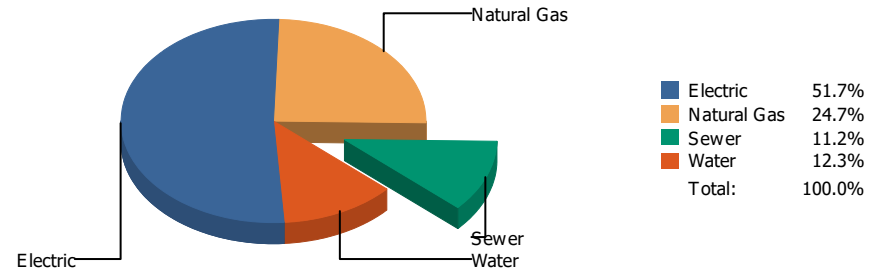


Commodity	Common Use	Energy Use	Energy Use / Area	Total Cost	Cost / Unit	Cost / Area
<b>Place: [BOND_2] BOND      160 [BUILDING]</b>						
<b>Area: 89,988 SqFt</b>						
<b>Billing Period: Jan 2020</b>						
ELECTRIC	28,579.00 kWh	97,512 KBtu	1.084 KBtu/SqFt	\$3,330.27	\$0.117 /kWh	\$0.037 /SqFt
NATURALGAS	2,480.00 CCF	255,440 KBtu	2.839 KBtu/SqFt	\$1,351.26	\$0.545 /CCF	\$0.015 /SqFt
SEWER	125.00 CCF			\$580.90	\$4.647 /CCF	\$0.006 /SqFt
WATER	55.00 CCF			\$494.04	\$8.983 /CCF	\$0.005 /SqFt
<b>Totals:</b>		<b>352,952 KBtu</b>	<b>3.922 KBtu/SqFt</b>	<b>\$5,756.47</b>		

**Energy**

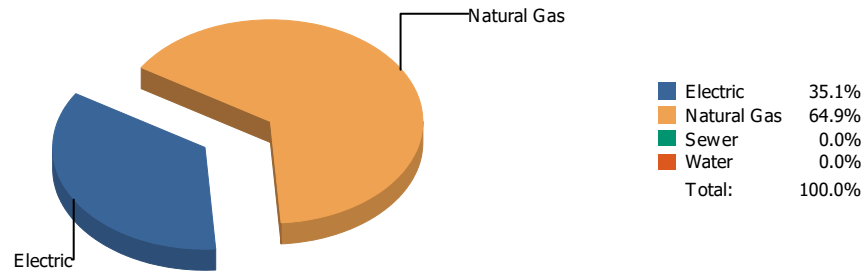


**Cost**

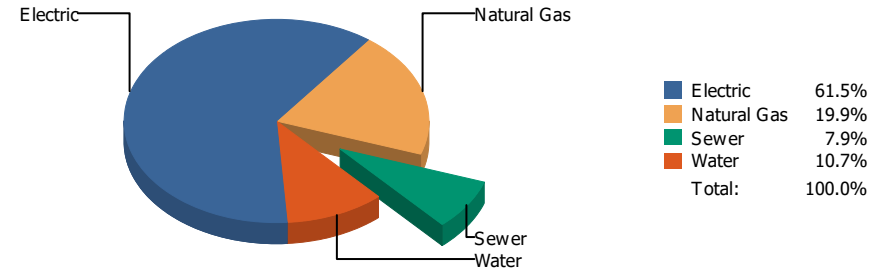


Commodity	Common Use	Energy Use	Energy Use / Area	Total Cost	Cost / Unit	Cost / Area
<b>Place: [BONHAM] BONHAM      106 [BUILDING]</b>						
<b>Area: 53,522 SqFt</b>						
<b>Billing Period: Jan 2020</b>						
ELECTRIC	24,014.00 kWh	81,936 KBtu	1.531 KBtu/SqFt	\$3,016.11	\$0.126 /kWh	\$0.056 /SqFt
NATURALGAS	3,102.00 CCF	319,506 KBtu	5.970 KBtu/SqFt	\$1,440.16	\$0.464 /CCF	\$0.027 /SqFt
SEWER	222.00 CCF			\$654.46	\$2.948 /CCF	\$0.012 /SqFt
WATER	234.00 CCF			\$719.09	\$3.073 /CCF	\$0.013 /SqFt
<b>Totals:</b>		<b>401,442 KBtu</b>	<b>7.501 KBtu/SqFt</b>	<b>\$5,829.82</b>		

**Energy**

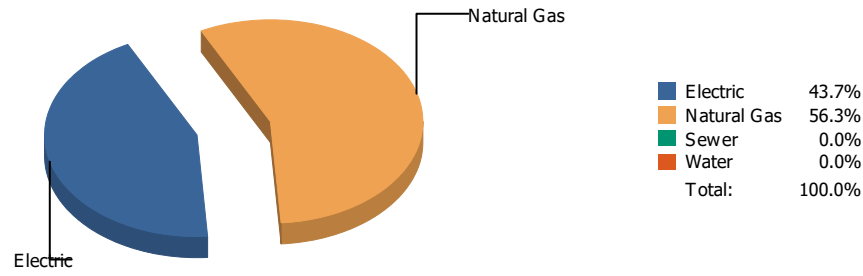


**Cost**

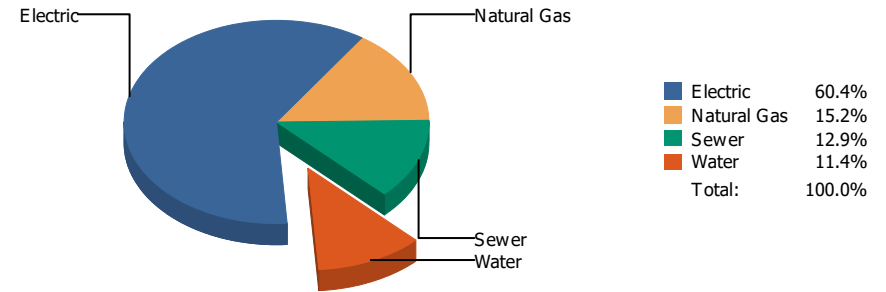


Commodity	Common Use	Energy Use	Energy Use / Area	Total Cost	Cost / Unit	Cost / Area
<b>Place: [BOWIE] BOWIE                      003 [BUILDING]</b>						
<b>Area: 282,931 SqFt</b>						
<b>Billing Period: Jan 2020</b>						
ELECTRIC	192,353.00 kWh	656,308 KBtu	2.320 KBtu/SqFt	\$16,011.63	\$0.083 /kWh	\$0.056 /SqFt
NATURALGAS	11,790.00 CCF	1,214,370 KBtu	4.292 KBtu/SqFt	\$5,189.71	\$0.440 /CCF	\$0.018 /SqFt
SEWER	676.00 CCF			\$2,058.92	\$3.046 /CCF	\$0.007 /SqFt
WATER	831.00 CCF			\$2,773.65	\$3.338 /CCF	\$0.010 /SqFt
<b>Totals:</b>		<b>1,870,678 KBtu</b>	<b>6.612 KBtu/SqFt</b>	<b>\$26,033.91</b>		

### Energy

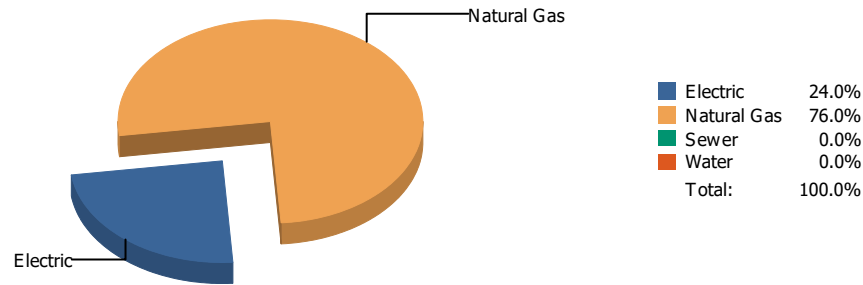


### Cost

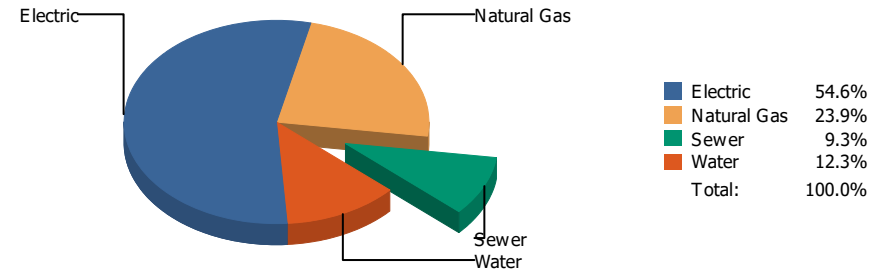


Commodity	Common Use	Energy Use	Energy Use / Area	Total Cost	Cost / Unit	Cost / Area
<b>Place: [BRADLEY] BRADLEY      158 [BUILDING]</b>						
<b>Area: 59,142 SqFt</b>						
<b>Billing Period: Jan 2020</b>						
ELECTRIC	23,840.00 kWh	81,342 KBtu	1.375 KBtu/SqFt	\$2,292.72	\$0.096 /kWh	\$0.039 /SqFt
NATURALGAS	1,019.00 CCF	104,957 KBtu	1.775 KBtu/SqFt	\$578.27	\$0.567 /CCF	\$0.010 /SqFt
SEWER	71.00 CCF			\$489.22	\$6.890 /CCF	\$0.008 /SqFt
WATER	38.00 CCF			\$432.61	\$11.384 /CCF	\$0.007 /SqFt
<b>Totals:</b>		<b>186,299 KBtu</b>	<b>3.150 KBtu/SqFt</b>	<b>\$3,792.82</b>		

**Energy**

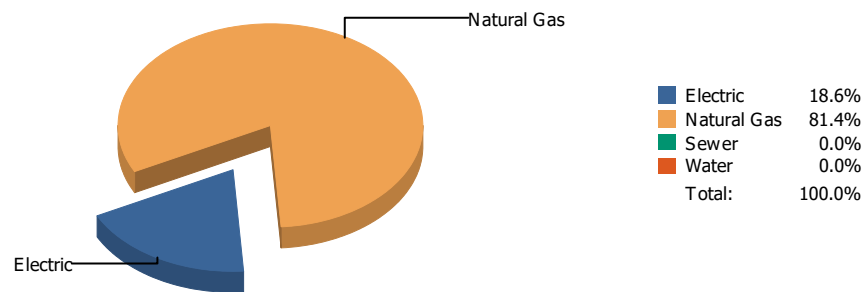


**Cost**

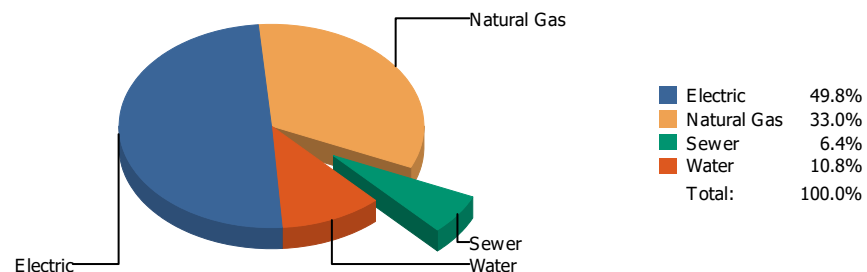


Commodity	Common Use	Energy Use	Energy Use / Area	Total Cost	Cost / Unit	Cost / Area
<b>Place: [BROWN] BROWN MIDDLE SCHOOL 056 [BUILDING]</b>						
<b>Area: 173,263 SqFt</b>						
<b>Billing Period: Jan 2020</b>						
ELECTRIC	68,800.00 kWh	234,746 KBtu	1.355 KBtu/SqFt	\$7,190.62	\$0.105 /kWh	\$0.042 /SqFt
NATURALGAS	7,220.00 CCF	743,660 KBtu	4.292 KBtu/SqFt	\$3,142.64	\$0.435 /CCF	\$0.018 /SqFt
SEWER	426.00 CCF			\$1,220.52	\$2.865 /CCF	\$0.007 /SqFt
WATER	542.00 CCF			\$1,618.23	\$2.986 /CCF	\$0.009 /SqFt
<b>Totals:</b>		<b>978,406 KBtu</b>	<b>5.647 KBtu/SqFt</b>	<b>\$13,172.01</b>		

### Energy



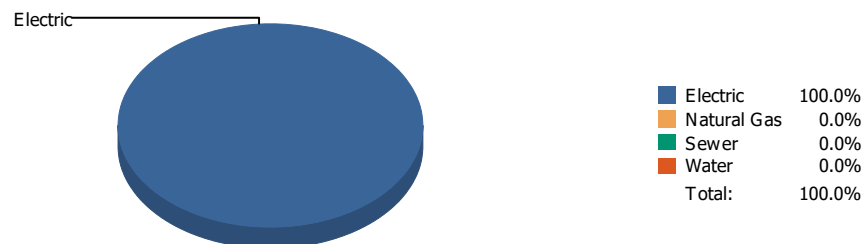
### Cost



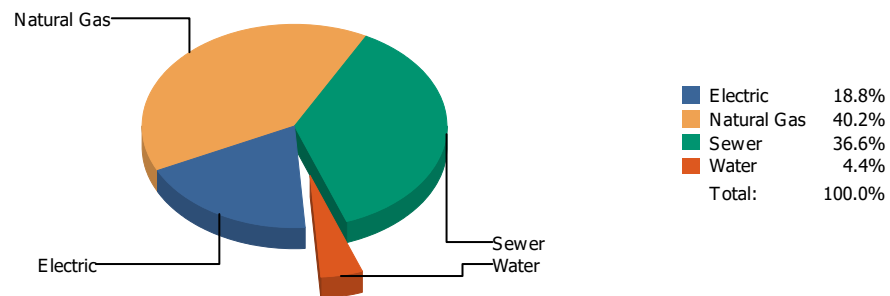
Commodity	Common Use	Energy Use	Energy Use / Area	Total Cost	Cost / Unit	Cost / Area
<b>Place: [BURGES] BURGESS 004 [BUILDING]</b>						
<b>Area: 241,219 SqFt</b>						
<b>Billing Period: Jan 2020</b>						
ELECTRIC	84,181.00 kWh	287,226 KBtu	1.191 KBtu/SqFt	\$8,304.50	\$0.099 /kWh	\$0.034 /SqFt
NATURALGAS	12,207.00 CCF	1,257,321 KBtu	5.212 KBtu/SqFt	\$5,509.17	\$0.451 /CCF	\$0.023 /SqFt
SEWER	241.00 CCF			\$1,062.09	\$4.407 /CCF	\$0.004 /SqFt
WATER	285.00 CCF			\$1,803.67	\$6.329 /CCF	\$0.007 /SqFt
<b>Totals:</b>		<b>1,544,547 KBtu</b>	<b>6.403 KBtu/SqFt</b>	<b>\$16,679.43</b>		



**Energy**

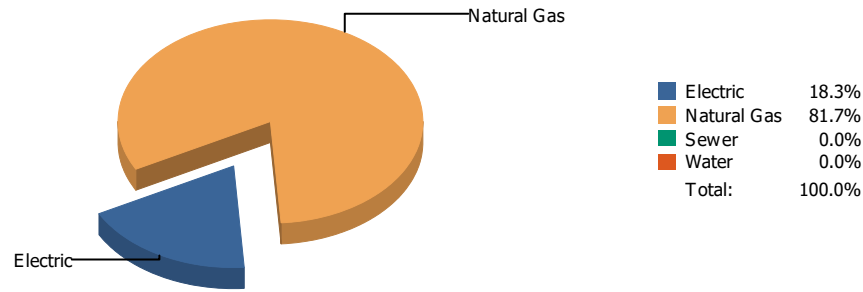


**Cost**

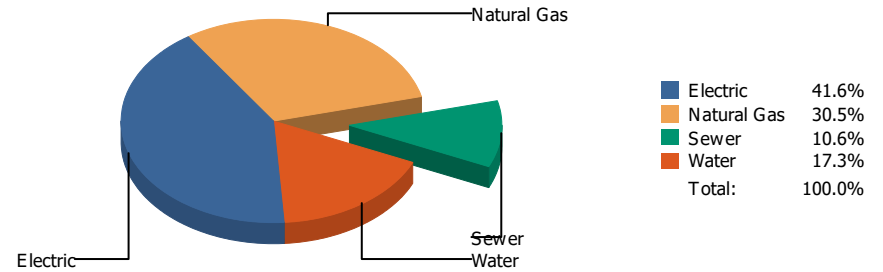


Commodity	Common Use	Energy Use	Energy Use / Area	Total Cost	Cost / Unit	Cost / Area
<b>Place: [BURLESON] BURLESON 107 [BUILDING]</b>						
<b>Area: 73,772 SqFt</b>						
<b>Billing Period: Jan 2020</b>						
ELECTRIC	1,843.00 kWh	6,288 KBtu	0.085 KBtu/SqFt	\$206.16	\$0.112 /kWh	\$0.003 /SqFt
NATURALGAS	0.00 CCF	0 KBtu	0.000 KBtu/SqFt	\$440.97	\$0.000 /CCF	\$0.006 /SqFt
SEWER	97.00 CCF			\$401.28	\$4.137 /CCF	\$0.005 /SqFt
WATER	0.00 CCF			\$47.94	\$0.000 /CCF	\$0.001 /SqFt
<b>Totals:</b>		<b>6,288 KBtu</b>	<b>0.085 KBtu/SqFt</b>	<b>\$1,096.35</b>		

**Energy**

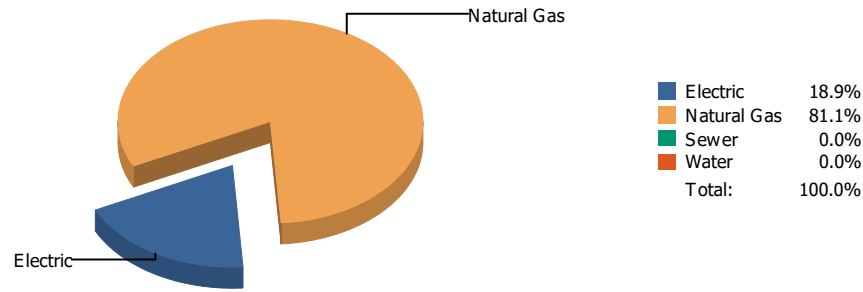


**Cost**

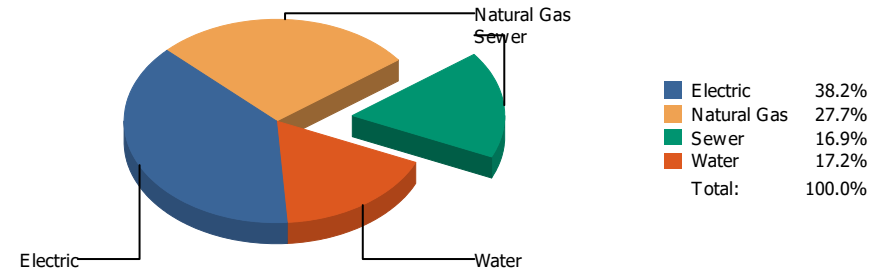


Commodity	Common Use	Energy Use	Energy Use / Area	Total Cost	Cost / Unit	Cost / Area
<b>Place: [BURNET] BURNET      108 [BUILDING]</b>						
<b>Area: 50,520 SqFt</b>						
<b>Billing Period: Jan 2020</b>						
ELECTRIC	11,438.00 kWh	39,026 KBtu	0.772 KBtu/SqFt	\$1,367.86	\$0.120 /kWh	\$0.027 /SqFt
NATURALGAS	1,693.00 CCF	174,379 KBtu	3.452 KBtu/SqFt	\$1,003.26	\$0.593 /CCF	\$0.020 /SqFt
SEWER	71.00 CCF			\$347.72	\$4.897 /CCF	\$0.007 /SqFt
WATER	131.00 CCF			\$567.22	\$4.330 /CCF	\$0.011 /SqFt
<b>Totals:</b>		<b>213,405 KBtu</b>	<b>4.224 KBtu/SqFt</b>	<b>\$3,286.06</b>		

**Energy**

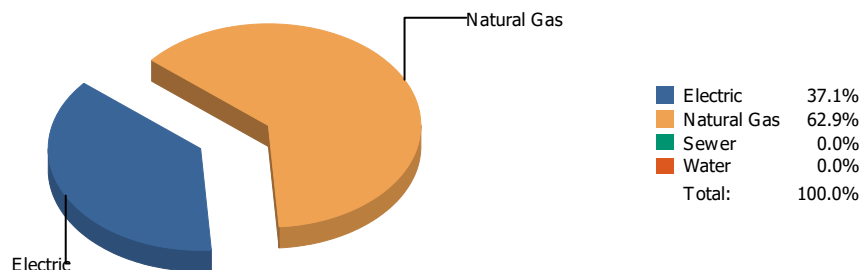


**Cost**

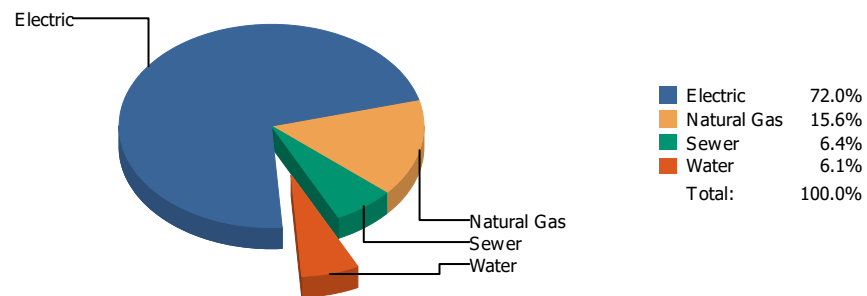


Commodity	Common Use	Energy Use	Energy Use / Area	Total Cost	Cost / Unit	Cost / Area
<b>Place: [CANYON-HILLS] CANYON HILLS 043 [BUILDING]</b>						
<b>Area: 133,149 SqFt</b>						
<b>Billing Period: Jan 2020</b>						
ELECTRIC	31,540.00 kWh	107,614 KBtu	0.808 KBtu/SqFt	\$2,990.99	\$0.095 /kWh	\$0.022 /SqFt
NATURALGAS	4,497.00 CCF	463,191 KBtu	3.479 KBtu/SqFt	\$2,171.08	\$0.483 /CCF	\$0.016 /SqFt
SEWER	309.00 CCF			\$1,322.46	\$4.280 /CCF	\$0.010 /SqFt
WATER	269.00 CCF			\$1,343.16	\$4.993 /CCF	\$0.010 /SqFt
<b>Totals:</b>		<b>570,805 KBtu</b>	<b>4.287 KBtu/SqFt</b>	<b>\$7,827.69</b>		

### Energy

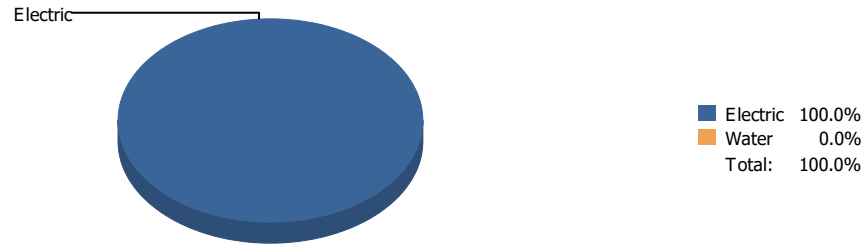


### Cost

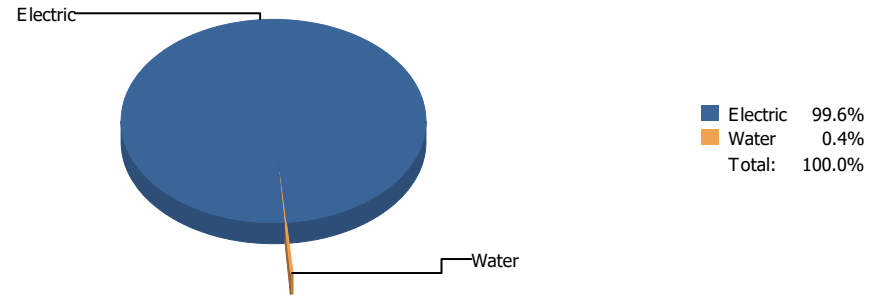


Commodity	Common Use	Energy Use	Energy Use / Area	Total Cost	Cost / Unit	Cost / Area
<b>Place: [CAREER] CAREER AND TECHNOLOGY [BUILDING]</b>						
<b>Area: 146,485 SqFt</b>						
<b>Billing Period: Jan 2020</b>						
ELECTRIC	60,060.00 kWh	204,925 KBtu	1.399 KBtu/SqFt	\$7,141.40	\$0.119 /kWh	\$0.049 /SqFt
NATURALGAS	3,368.00 CCF	346,904 KBtu	2.368 KBtu/SqFt	\$1,547.52	\$0.459 /CCF	\$0.011 /SqFt
SEWER	159.00 CCF			\$630.27	\$3.964 /CCF	\$0.004 /SqFt
WATER	119.00 CCF			\$600.22	\$5.044 /CCF	\$0.004 /SqFt
<b>Totals:</b>		<b>551,829 KBtu</b>	<b>3.767 KBtu/SqFt</b>	<b>\$9,919.41</b>		

**Energy**

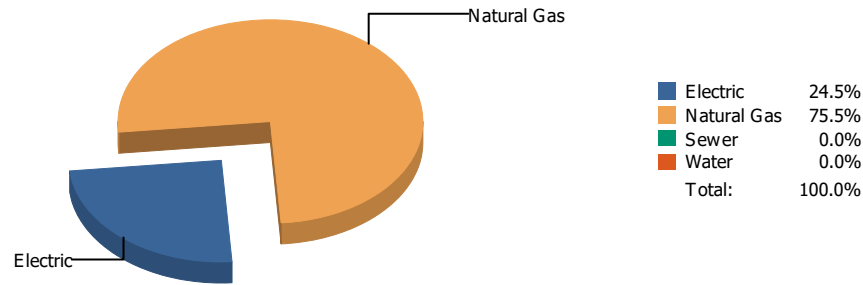


**Cost**

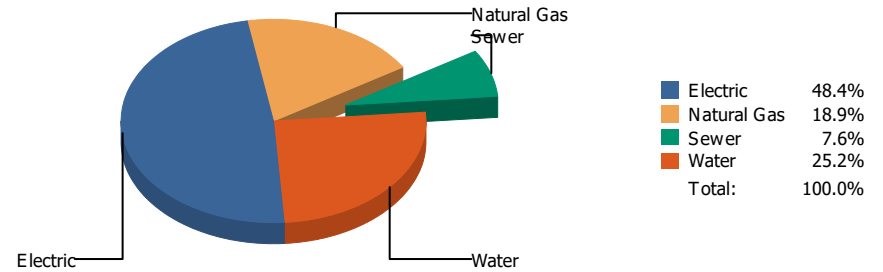


Commodity	Common Use	Energy Use	Energy Use / Area	Total Cost	Cost / Unit	Cost / Area
<b>Place: [CHAPIN] CHAPIN 012 [BUILDING]</b>						
<b>Area: 273,727 SqFt</b>						
<b>Billing Period: Jan 2020</b>						
ELECTRIC	249,751.00 kWh	852,150 KBtu	3.113 KBtu/SqFt	\$17,797.58	\$0.071 /kWh	\$0.065 /SqFt
WATER	0.00 CCF			\$68.00	\$0.000 /CCF	\$0.000 /SqFt
<b>Totals:</b>		<b>852,150 KBtu</b>	<b>3.113 KBtu/SqFt</b>	<b>\$17,865.58</b>		

**Energy**

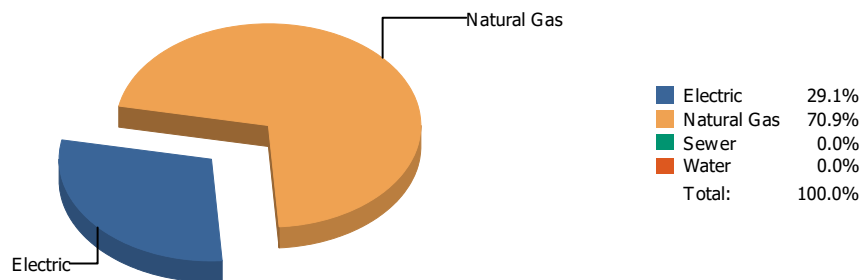


**Cost**

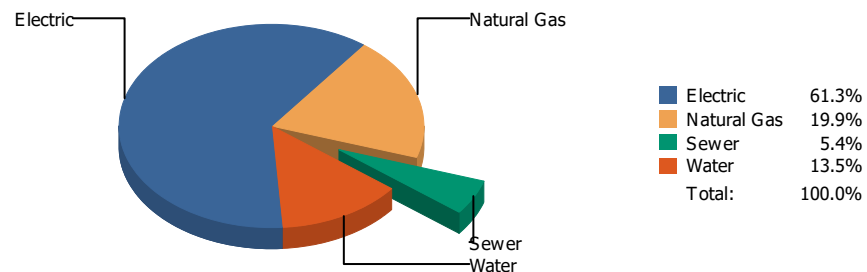


Commodity	Common Use	Energy Use	Energy Use / Area	Total Cost	Cost / Unit	Cost / Area
<b>Place: [CHARLES] H.E. CHARLES 045 [BUILDING]</b>						
<b>Area: 107,867 SqFt</b>						
<b>Billing Period: Jan 2020</b>						
ELECTRIC	43,241.00 kWh	147,538 KBtu	1.368 KBtu/SqFt	\$5,461.93	\$0.126 /kWh	\$0.051 /SqFt
NATURALGAS	4,412.00 CCF	454,436 KBtu	4.213 KBtu/SqFt	\$2,130.86	\$0.483 /CCF	\$0.020 /SqFt
SEWER	249.00 CCF			\$855.90	\$3.437 /CCF	\$0.008 /SqFt
WATER	701.00 CCF			\$2,844.92	\$4.058 /CCF	\$0.026 /SqFt
<b>Totals:</b>		<b>601,974 KBtu</b>	<b>5.581 KBtu/SqFt</b>	<b>\$11,293.61</b>		

### Energy

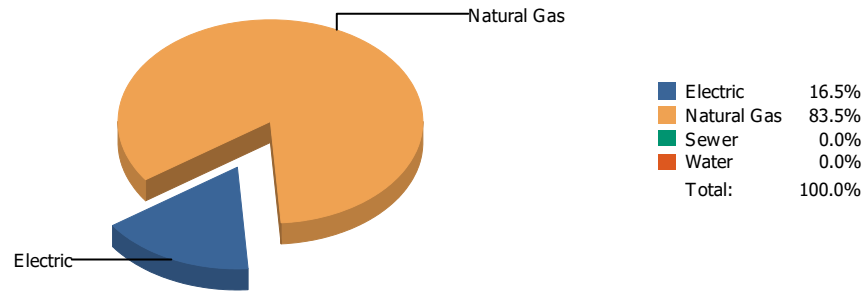


### Cost

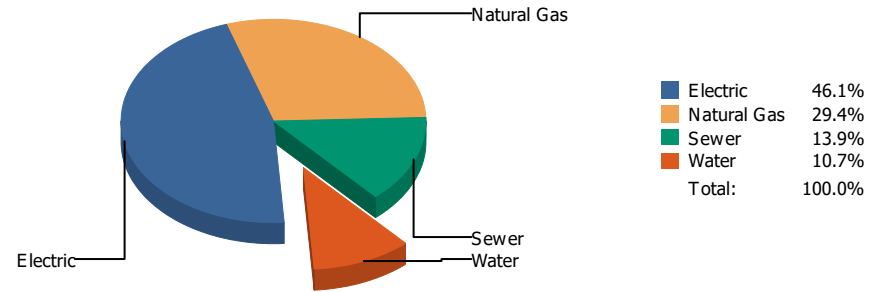


Commodity	Common Use	Energy Use	Energy Use / Area	Total Cost	Cost / Unit	Cost / Area
<b>Place: [CIELO-VISTA] CIELO VISTA 151 [BUILDING]</b>						
<b>Area: 66,034 SqFt</b>						
<b>Billing Period: Jan 2020</b>						
ELECTRIC	36,640.00 kWh	125,016 KBtu	1.893 KBtu/SqFt	\$4,743.67	\$0.129 /kWh	\$0.072 /SqFt
NATURALGAS	2,959.00 CCF	304,777 KBtu	4.615 KBtu/SqFt	\$1,538.81	\$0.520 /CCF	\$0.023 /SqFt
SEWER	95.00 CCF			\$418.37	\$4.404 /CCF	\$0.006 /SqFt
WATER	175.00 CCF			\$1,043.04	\$5.960 /CCF	\$0.016 /SqFt
<b>Totals:</b>		<b>429,793 KBtu</b>	<b>6.509 KBtu/SqFt</b>	<b>\$7,743.89</b>		

**Energy**



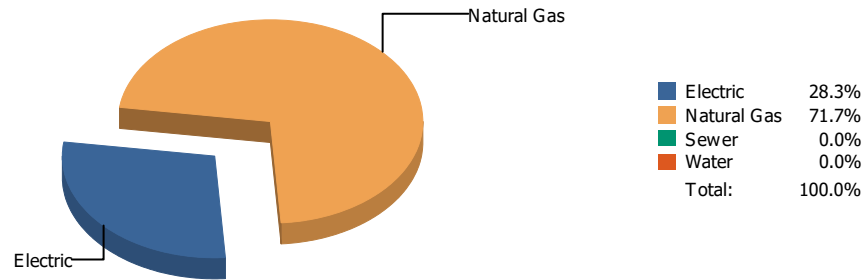
**Cost**



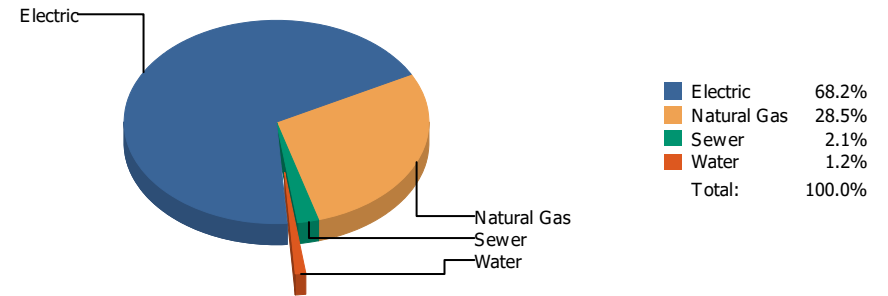
Commodity	Common Use	Energy Use	Energy Use / Area	Total Cost	Cost / Unit	Cost / Area
<b>Place: [CLARDY] CLARDY 109 [BUILDING]</b>						
<b>Area: 70,700 SqFt</b>						
<b>Billing Period: Jan 2020</b>						
ELECTRIC	16,608.00 kWh	56,666 KBtu	0.802 KBtu/SqFt	\$2,292.34	\$0.138 /kWh	\$0.032 /SqFt
NATURALGAS	2,783.00 CCF	286,649 KBtu	4.054 KBtu/SqFt	\$1,463.52	\$0.526 /CCF	\$0.021 /SqFt
SEWER	178.00 CCF			\$690.08	\$3.877 /CCF	\$0.010 /SqFt
WATER	126.00 CCF			\$530.72	\$4.212 /CCF	\$0.007 /SqFt
<b>Totals:</b>		<b>343,315 KBtu</b>	<b>4.856 KBtu/SqFt</b>	<b>\$4,976.66</b>		



**Energy**

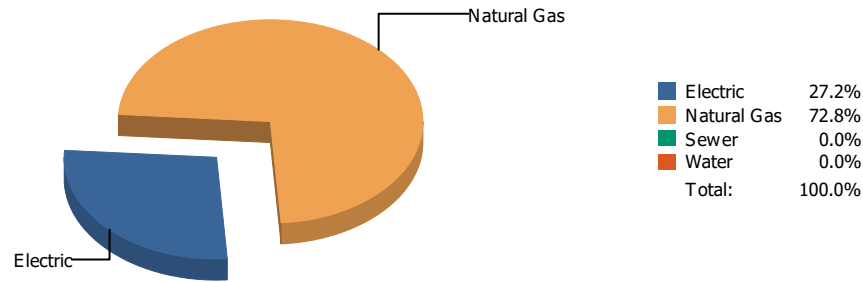


**Cost**

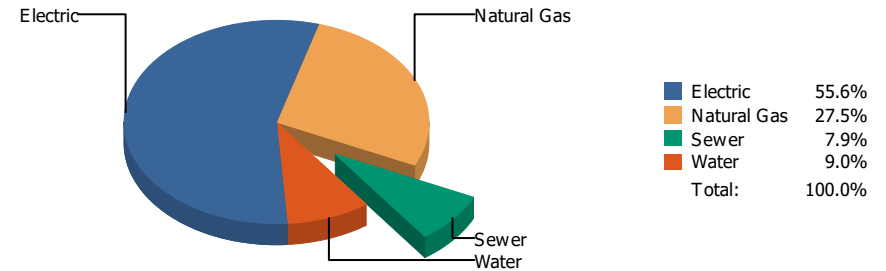


Commodity	Common Use	Energy Use	Energy Use / Area	Total Cost	Cost / Unit	Cost / Area
<b>Place: [CLENDENIN] CLENDENIN 149 [BUILDING]</b>						
<b>Area: 62,721 SqFt</b>						
<b>Billing Period: Jan 2020</b>						
ELECTRIC	37,104.00 kWh	126,599 KBtu	2.018 KBtu/SqFt	\$3,452.50	\$0.093 /kWh	\$0.055 /SqFt
NATURALGAS	3,112.00 CCF	320,536 KBtu	5.111 KBtu/SqFt	\$1,441.97	\$0.463 /CCF	\$0.023 /SqFt
SEWER	2.00 CCF			\$104.85	\$52.425 /CCF	\$0.002 /SqFt
WATER	1.00 CCF			\$60.21	\$60.210 /CCF	\$0.001 /SqFt
<b>Totals:</b>		<b>447,135 KBtu</b>	<b>7.129 KBtu/SqFt</b>	<b>\$5,059.53</b>		

**Energy**

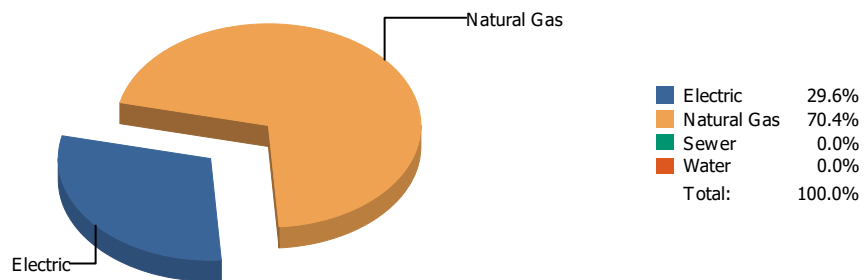


**Cost**

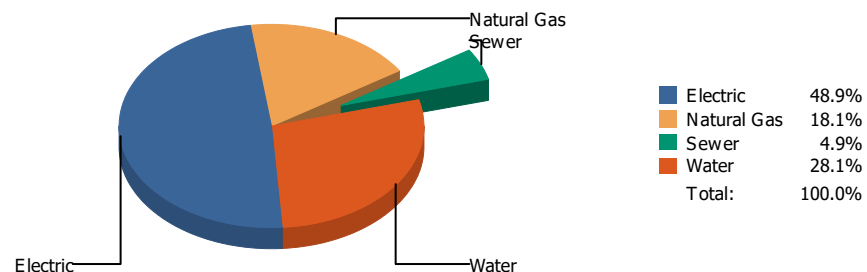


Commodity	Common Use	Energy Use	Energy Use / Area	Total Cost	Cost / Unit	Cost / Area
<b>Place: [COLDWELL] COLDWELL 110 [BUILDING]</b>						
<b>Area: 67,310 SqFt</b>						
<b>Billing Period: Jan 2020</b>						
ELECTRIC	27,794.00 kWh	94,833 KBtu	1.409 KBtu/SqFt	\$2,986.70	\$0.107 /kWh	\$0.044 /SqFt
NATURALGAS	2,464.00 CCF	253,792 KBtu	3.770 KBtu/SqFt	\$1,477.69	\$0.600 /CCF	\$0.022 /SqFt
SEWER	70.00 CCF			\$425.72	\$6.082 /CCF	\$0.006 /SqFt
WATER	71.00 CCF			\$482.82	\$6.800 /CCF	\$0.007 /SqFt
<b>Totals:</b>		<b>348,625 KBtu</b>	<b>5.179 KBtu/SqFt</b>	<b>\$5,372.93</b>		

### Energy

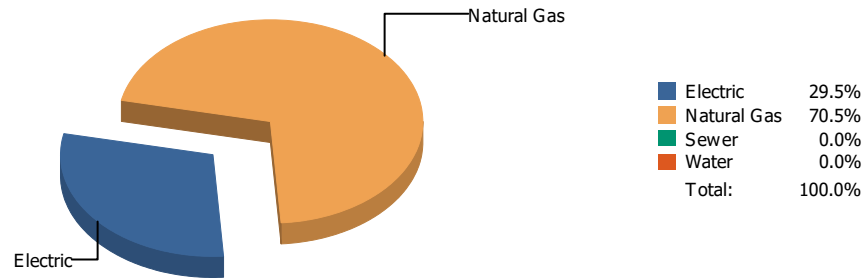


### Cost

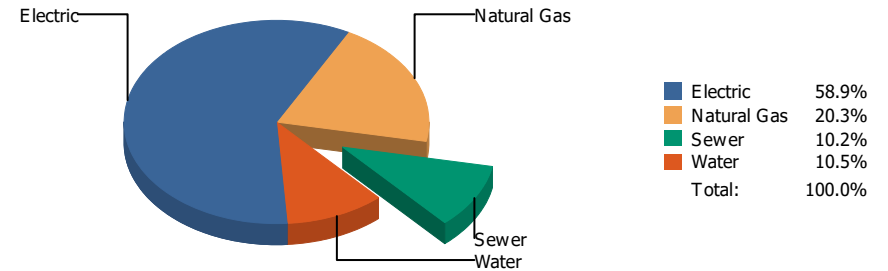


Commodity	Common Use	Energy Use	Energy Use / Area	Total Cost	Cost / Unit	Cost / Area
<b>Place: [COLLINS] COLLINS      142 [BUILDING]</b>						
<b>Area: 81,245 SqFt</b>						
<b>Billing Period: Jan 2020</b>						
ELECTRIC	58,412.00 kWh	199,302 KBtu	2.453 KBtu/SqFt	\$5,967.40	\$0.102 /kWh	\$0.073 /SqFt
NATURALGAS	4,595.00 CCF	473,285 KBtu	5.825 KBtu/SqFt	\$2,211.71	\$0.481 /CCF	\$0.027 /SqFt
SEWER	181.00 CCF			\$595.53	\$3.290 /CCF	\$0.007 /SqFt
WATER	467.00 CCF			\$3,422.22	\$7.328 /CCF	\$0.042 /SqFt
<b>Totals:</b>		<b>672,587 KBtu</b>	<b>8.279 KBtu/SqFt</b>	<b>\$12,196.86</b>		

**Energy**

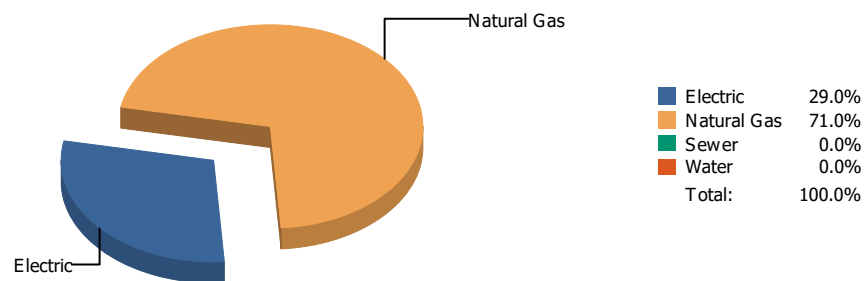


**Cost**

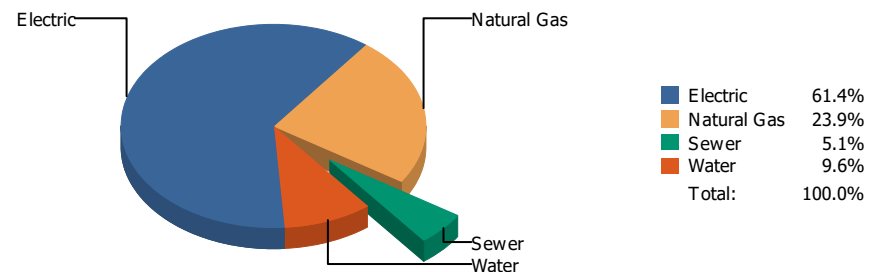


Commodity	Common Use	Energy Use	Energy Use / Area	Total Cost	Cost / Unit	Cost / Area
<b>Place: [COOLEY] COOLEY      111 [BUILDING]</b>						
<b>Area: 95,590 SqFt</b>						
<b>Billing Period: Jan 2020</b>						
ELECTRIC	48,600.00 kWh	165,823 KBtu	1.735 KBtu/SqFt	\$5,540.42	\$0.114 /kWh	\$0.058 /SqFt
NATURALGAS	3,854.00 CCF	396,962 KBtu	4.153 KBtu/SqFt	\$1,908.40	\$0.495 /CCF	\$0.020 /SqFt
SEWER	174.00 CCF			\$963.36	\$5.537 /CCF	\$0.010 /SqFt
WATER	198.00 CCF			\$991.81	\$5.009 /CCF	\$0.010 /SqFt
<b>Totals:</b>		<b>562,785 KBtu</b>	<b>5.887 KBtu/SqFt</b>	<b>\$9,403.99</b>		

### Energy

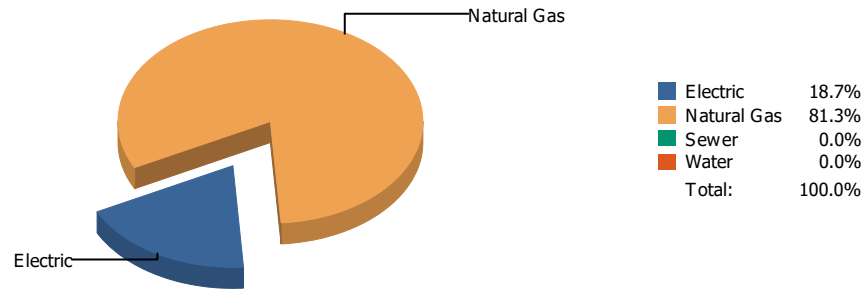


### Cost

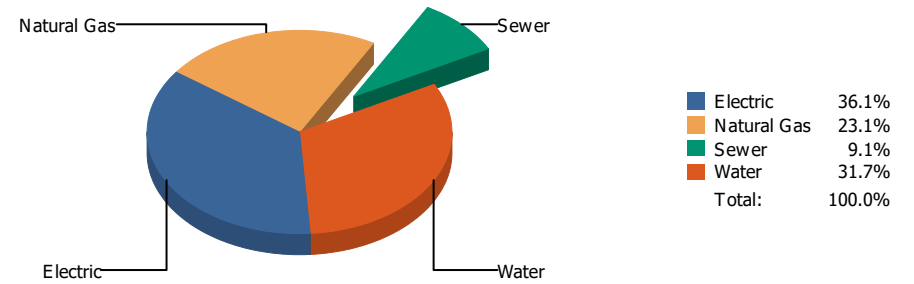


Commodity	Common Use	Energy Use	Energy Use / Area	Total Cost	Cost / Unit	Cost / Area
<b>Place: [CORONADO] CORONADO 005 [BUILDING]</b>						
<b>Area: 406,757 SqFt</b>						
<b>Billing Period: Jan 2020</b>						
ELECTRIC	208,152.00 kWh	710,215 KBtu	1.746 KBtu/SqFt	\$18,748.29	\$0.090 /kWh	\$0.045 /SqFt
NATURALGAS	16,857.00 CCF	1,736,271 KBtu	4.269 KBtu/SqFt	\$7,309.18	\$0.434 /CCF	\$0.018 /SqFt
SEWER	522.00 CCF			\$1,568.06	\$3.004 /CCF	\$0.004 /SqFt
WATER	1,144.00 CCF			\$2,927.46	\$2.559 /CCF	\$0.007 /SqFt
<b>Totals:</b>		<b>2,446,486 KBtu</b>	<b>6.015 KBtu/SqFt</b>	<b>\$30,552.99</b>		

**Energy**

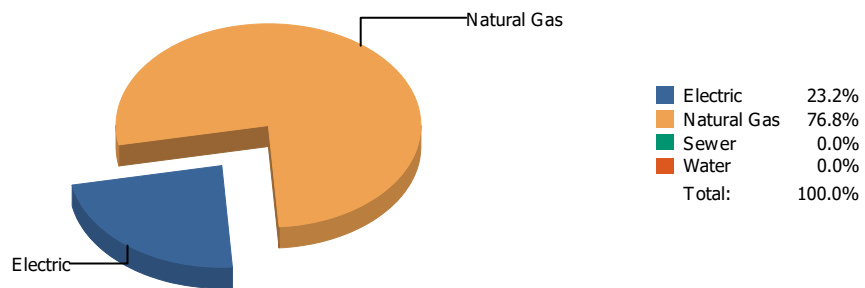


**Cost**

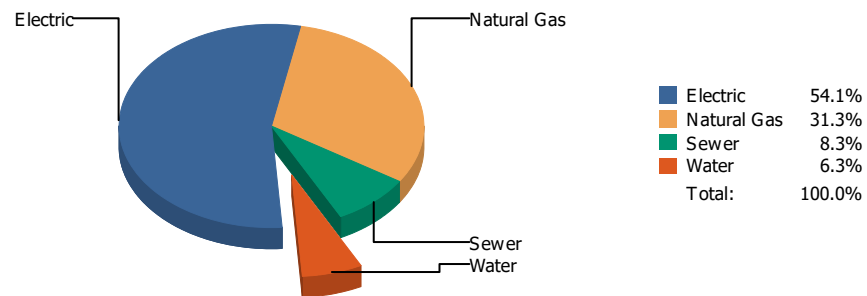


Commodity	Common Use	Energy Use	Energy Use / Area	Total Cost	Cost / Unit	Cost / Area
<b>Place: [CROCKETT_1] CROCKETT 112 [BUILDING]</b>						
<b>Area: 92,585 SqFt</b>						
<b>Billing Period: Jan 2020</b>						
ELECTRIC	19,524.00 kWh	66,616 KBtu	0.720 KBtu/SqFt	\$2,071.70	\$0.106 /kWh	\$0.022 /SqFt
NATURALGAS	2,821.00 CCF	290,563 KBtu	3.138 KBtu/SqFt	\$1,321.90	\$0.469 /CCF	\$0.014 /SqFt
SEWER	106.00 CCF			\$520.55	\$4.911 /CCF	\$0.006 /SqFt
WATER	362.00 CCF			\$1,819.50	\$5.026 /CCF	\$0.019 /SqFt
<b>Totals:</b>		<b>357,179 KBtu</b>	<b>3.858 KBtu/SqFt</b>	<b>\$5,733.65</b>		

### Energy

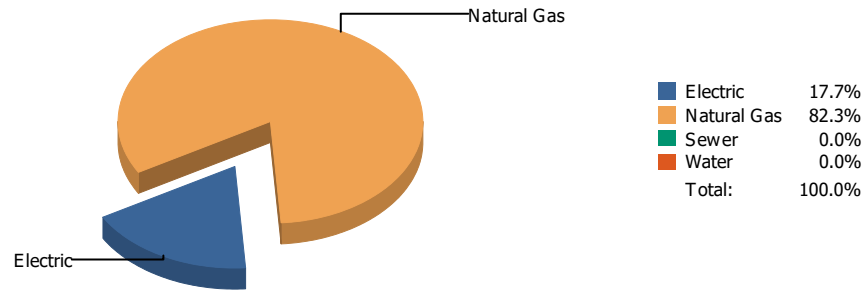


### Cost

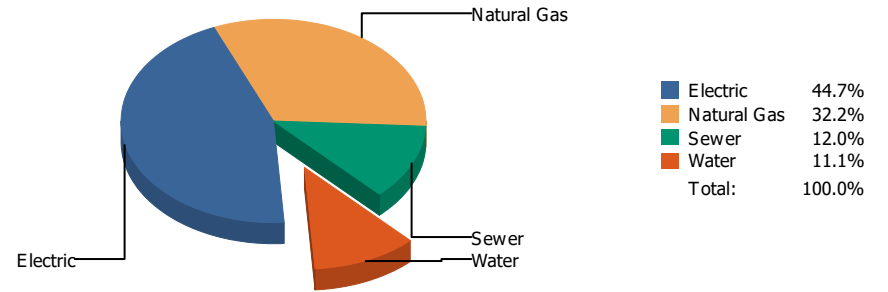


Commodity	Common Use	Energy Use	Energy Use / Area	Total Cost	Cost / Unit	Cost / Area
<b>Place: [CROSBY] CROSBY      113 [BUILDING]</b>						
<b>Area: 83,100 SqFt</b>						
<b>Billing Period: Jan 2020</b>						
ELECTRIC	23,558.00 kWh	80,380 KBtu	0.967 KBtu/SqFt	\$2,383.73	\$0.101 /kWh	\$0.029 /SqFt
NATURALGAS	2,585.00 CCF	266,255 KBtu	3.204 KBtu/SqFt	\$1,377.86	\$0.533 /CCF	\$0.017 /SqFt
SEWER	80.00 CCF			\$366.26	\$4.578 /CCF	\$0.004 /SqFt
WATER	64.00 CCF			\$279.66	\$4.370 /CCF	\$0.003 /SqFt
<b>Totals:</b>		<b>346,635 KBtu</b>	<b>4.171 KBtu/SqFt</b>	<b>\$4,407.51</b>		

**Energy**



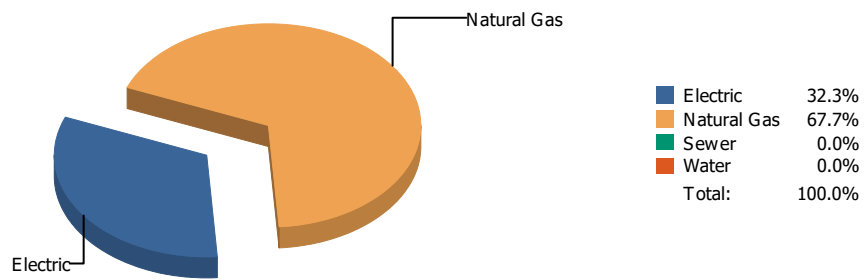
**Cost**



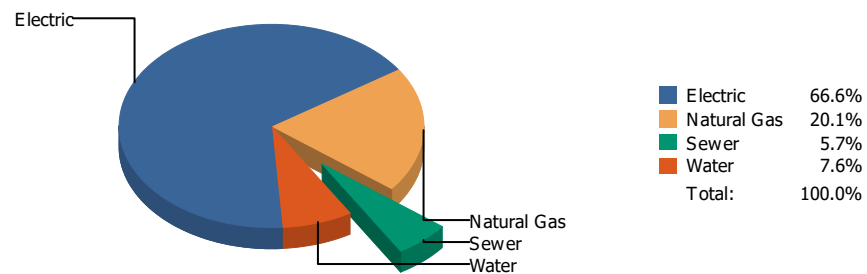
Commodity	Common Use	Energy Use	Energy Use / Area	Total Cost	Cost / Unit	Cost / Area
<b>Place: [DOUGLASS] DOUGLASS 114 [BUILDING]</b>						
<b>Area: 86,903 SqFt</b>						
<b>Billing Period: Jan 2020</b>						
ELECTRIC	18,547.00 kWh	63,282 KBtu	0.728 KBtu/SqFt	\$2,072.09	\$0.112 /kWh	\$0.024 /SqFt
NATURALGAS	2,864.00 CCF	294,992 KBtu	3.394 KBtu/SqFt	\$1,492.19	\$0.521 /CCF	\$0.017 /SqFt
SEWER	134.00 CCF			\$553.84	\$4.133 /CCF	\$0.006 /SqFt
WATER	123.00 CCF			\$512.59	\$4.167 /CCF	\$0.006 /SqFt
<b>Totals:</b>		<b>358,274 KBtu</b>	<b>4.123 KBtu/SqFt</b>	<b>\$4,630.71</b>		



### Energy

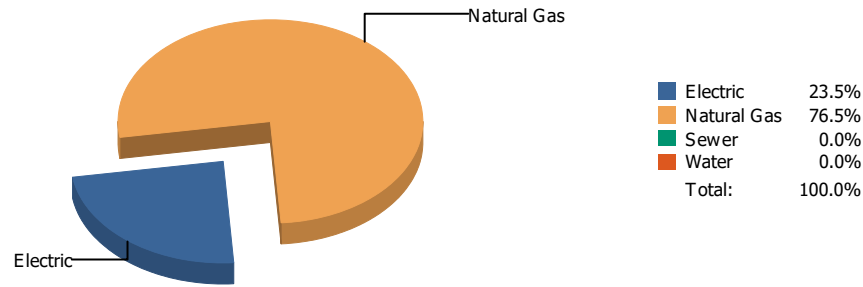


### Cost

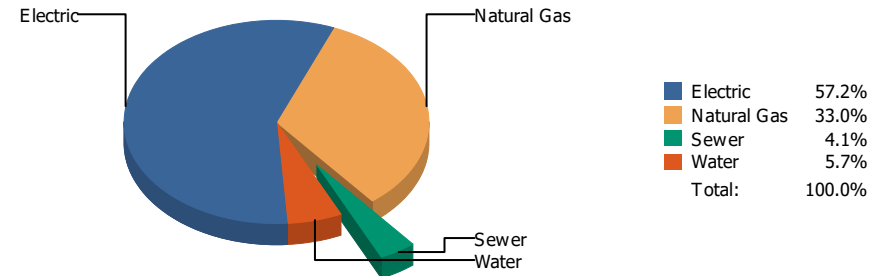


Commodity	Common Use	Energy Use	Energy Use / Area	Total Cost	Cost / Unit	Cost / Area
<b>Place: [DOWELL] DOWELL      115 [BUILDING]</b>						
<b>Area: 55,801 SqFt</b>						
<b>Billing Period: Jan 2020</b>						
ELECTRIC	19,747.00 kWh	67,377 KBtu	1.207 KBtu/SqFt	\$2,399.64	\$0.122 /kWh	\$0.043 /SqFt
NATURALGAS	1,371.00 CCF	141,213 KBtu	2.531 KBtu/SqFt	\$723.46	\$0.528 /CCF	\$0.013 /SqFt
SEWER	61.00 CCF			\$205.72	\$3.372 /CCF	\$0.004 /SqFt
WATER	78.00 CCF			\$273.84	\$3.511 /CCF	\$0.005 /SqFt
<b>Totals:</b>		<b>208,590 KBtu</b>	<b>3.738 KBtu/SqFt</b>	<b>\$3,602.66</b>		

**Energy**

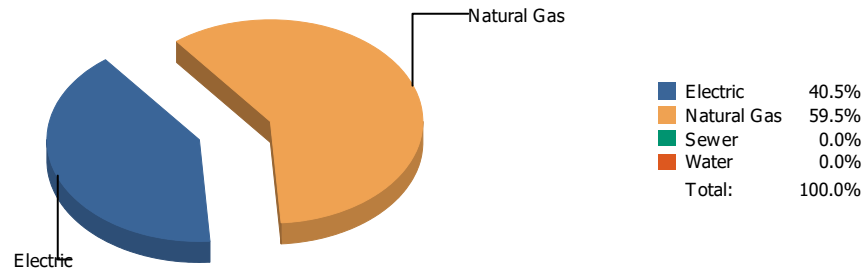


**Cost**

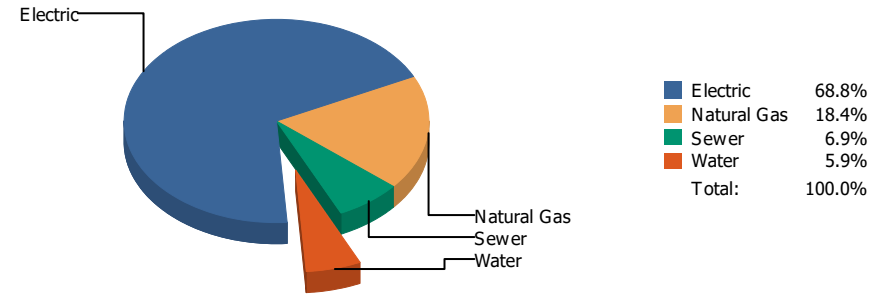


Commodity	Common Use	Energy Use	Energy Use / Area	Total Cost	Cost / Unit	Cost / Area
<b>Place: [DRHORNEDOMIDDLESCHOOL_1] DR. HORNEDO MIDDLE SCHOOL 058 [BUILDING]</b>						
<b>Area: 184,871 SqFt</b>						
<b>Billing Period: Jan 2020</b>						
ELECTRIC	75,400.00 kWh	257,265 KBtu	1.392 KBtu/SqFt	\$6,091.44	\$0.081 /kWh	\$0.033 /SqFt
NATURALGAS	8,113.00 CCF	835,639 KBtu	4.520 KBtu/SqFt	\$3,511.81	\$0.433 /CCF	\$0.019 /SqFt
SEWER	46.00 CCF			\$437.72	\$9.516 /CCF	\$0.002 /SqFt
WATER	82.00 CCF			\$611.80	\$7.461 /CCF	\$0.003 /SqFt
<b>Totals:</b>		<b>1,092,904 KBtu</b>	<b>5.912 KBtu/SqFt</b>	<b>\$10,652.77</b>		

**Energy**

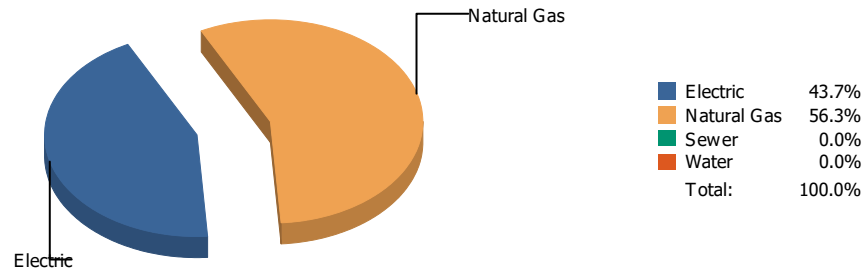


**Cost**

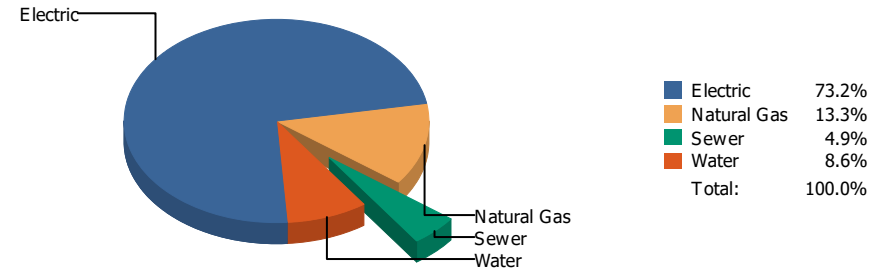


Commodity	Common Use	Energy Use	Energy Use / Area	Total Cost	Cost / Unit	Cost / Area
<b>Place: [ED-CENTER] ED CENTER 919 [BUILDING]</b>						
<b>Area: 220,243 SqFt</b>						
<b>Billing Period: Jan 2020</b>						
ELECTRIC	192,625.00 kWh	657,237 KBtu	2.984 KBtu/SqFt	\$15,674.95	\$0.081 /kWh	\$0.071 /SqFt
NATURALGAS	9,375.00 CCF	965,625 KBtu	4.384 KBtu/SqFt	\$4,180.54	\$0.446 /CCF	\$0.019 /SqFt
SEWER	355.00 CCF			\$1,578.45	\$4.446 /CCF	\$0.007 /SqFt
WATER	254.00 CCF			\$1,336.55	\$5.262 /CCF	\$0.006 /SqFt
<b>Totals:</b>		<b>1,622,862 KBtu</b>	<b>7.369 KBtu/SqFt</b>	<b>\$22,770.49</b>		

**Energy**

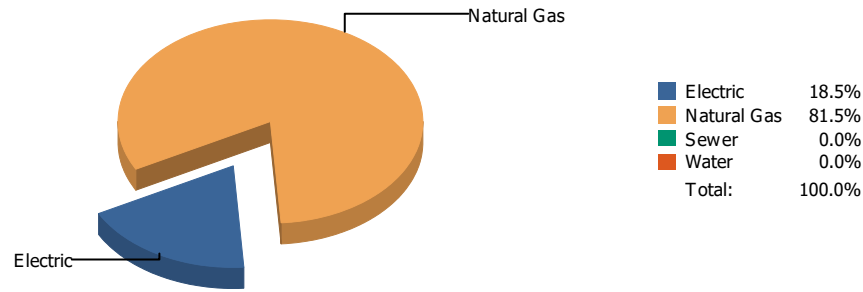


**Cost**

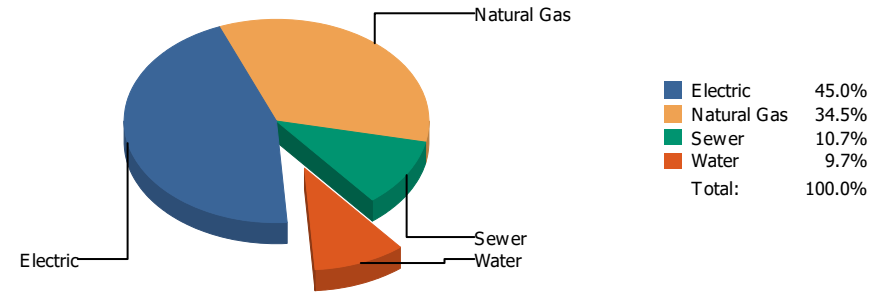


Commodity	Common Use	Energy Use	Energy Use / Area	Total Cost	Cost / Unit	Cost / Area
<b>Place: [EL-PASO-HIGH] EL PASO HIGH 006 [BUILDING]</b>						
<b>Area: 236,062 SqFt</b>						
<b>Billing Period: Jan 2020</b>						
ELECTRIC	117,990.00 kWh	402,582 KBtu	1.705 KBtu/SqFt	\$15,680.54	\$0.133 /kWh	\$0.066 /SqFt
NATURALGAS	5,038.00 CCF	518,914 KBtu	2.198 KBtu/SqFt	\$2,843.85	\$0.564 /CCF	\$0.012 /SqFt
SEWER	191.00 CCF			\$1,059.82	\$5.549 /CCF	\$0.004 /SqFt
WATER	340.00 CCF			\$1,836.58	\$5.402 /CCF	\$0.008 /SqFt
<b>Totals:</b>		<b>921,496 KBtu</b>	<b>3.904 KBtu/SqFt</b>	<b>\$21,420.79</b>		

**Energy**

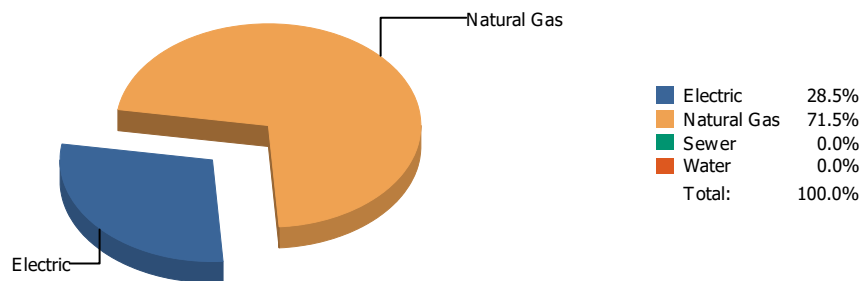


**Cost**

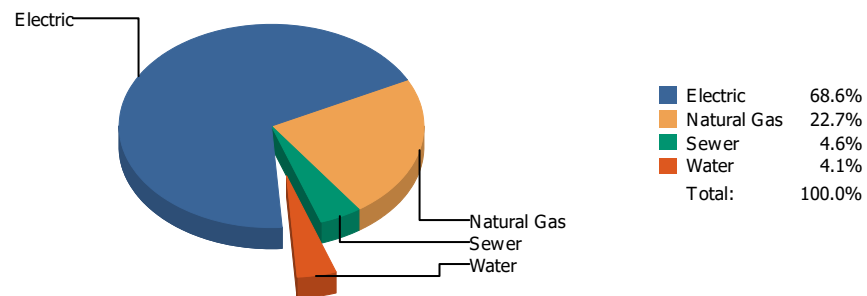


Commodity	Common Use	Energy Use	Energy Use / Area	Total Cost	Cost / Unit	Cost / Area
<b>Place: [FANNIN] FANNIN                      116 [BUILDING]</b>						
<b>Area: 73,291 SqFt</b>						
<b>Billing Period: Jan 2020</b>						
ELECTRIC	22,377.00 kWh	76,350 KBtu	1.042 KBtu/SqFt	\$2,362.49	\$0.106 /kWh	\$0.032 /SqFt
NATURALGAS	3,274.00 CCF	337,222 KBtu	4.601 KBtu/SqFt	\$1,811.32	\$0.553 /CCF	\$0.025 /SqFt
SEWER	116.00 CCF			\$562.36	\$4.848 /CCF	\$0.008 /SqFt
WATER	96.00 CCF			\$511.38	\$5.327 /CCF	\$0.007 /SqFt
<b>Totals:</b>		<b>413,572 KBtu</b>	<b>5.643 KBtu/SqFt</b>	<b>\$5,247.55</b>		

### Energy

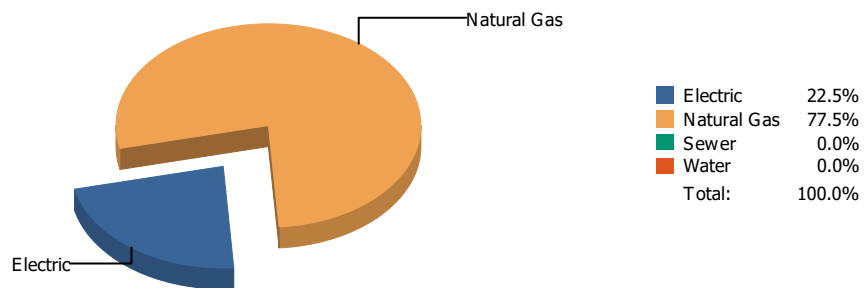


### Cost

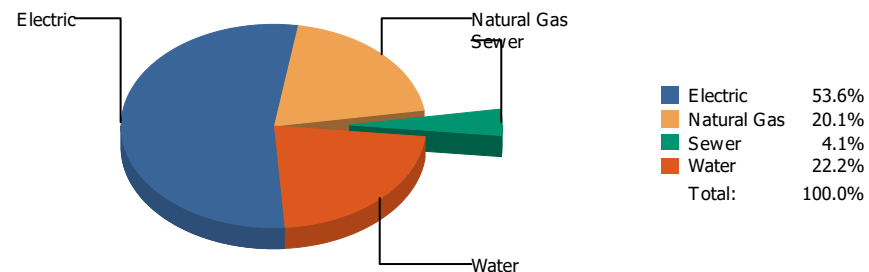


Commodity	Common Use	Energy Use	Energy Use / Area	Total Cost	Cost / Unit	Cost / Area
<b>Place: [FRANKLIN] FRANKLIN HIGH SCHOOL 010 [BUILDING]</b>						
<b>Area: 329,377 SqFt</b>						
<b>Billing Period: Jan 2020</b>						
ELECTRIC	133,511.00 kWh	455,540 KBtu	1.383 KBtu/SqFt	\$14,768.74	\$0.111 /kWh	\$0.045 /SqFt
NATURALGAS	11,099.00 CCF	1,143,197 KBtu	3.471 KBtu/SqFt	\$4,896.11	\$0.441 /CCF	\$0.015 /SqFt
SEWER	309.00 CCF			\$979.50	\$3.170 /CCF	\$0.003 /SqFt
WATER	213.00 CCF			\$881.27	\$4.137 /CCF	\$0.003 /SqFt
<b>Totals:</b>		<b>1,598,737 KBtu</b>	<b>4.854 KBtu/SqFt</b>	<b>\$21,525.62</b>		

### Energy

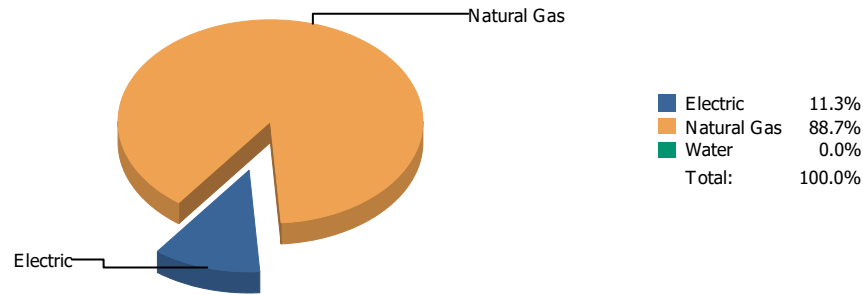


### Cost

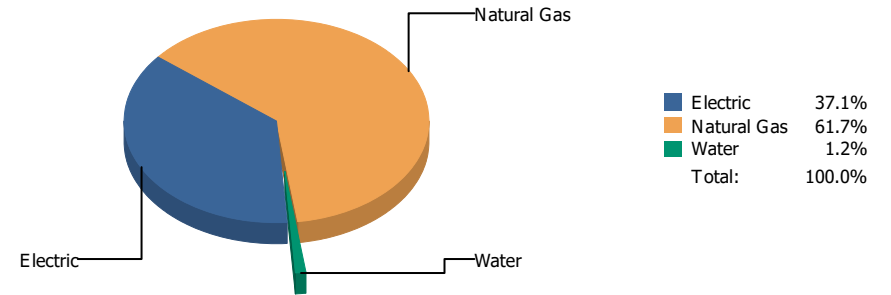


Commodity	Common Use	Energy Use	Energy Use / Area	Total Cost	Cost / Unit	Cost / Area
<b>Place: [FRANKLIN9THGRADECENTER_2] FRANKLIN 9TH GRADE CENTER 053 [BUILDING]</b>						
<b>Area: 193,158 SqFt</b>						
<b>Billing Period: Jan 2020</b>						
ELECTRIC	61,600.00 kWh	210,179 KBtu	1.088 KBtu/SqFt	\$8,163.75	\$0.133 /kWh	\$0.042 /SqFt
NATURALGAS	7,028.00 CCF	723,884 KBtu	3.748 KBtu/SqFt	\$3,063.24	\$0.436 /CCF	\$0.016 /SqFt
SEWER	133.00 CCF			\$616.94	\$4.639 /CCF	\$0.003 /SqFt
WATER	1,238.00 CCF			\$3,379.97	\$2.730 /CCF	\$0.017 /SqFt
<b>Totals:</b>		<b>934,063 KBtu</b>	<b>4.836 KBtu/SqFt</b>	<b>\$15,223.90</b>		

**Energy**



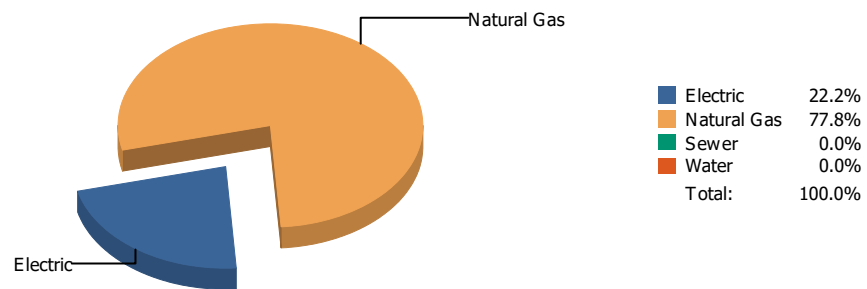
**Cost**



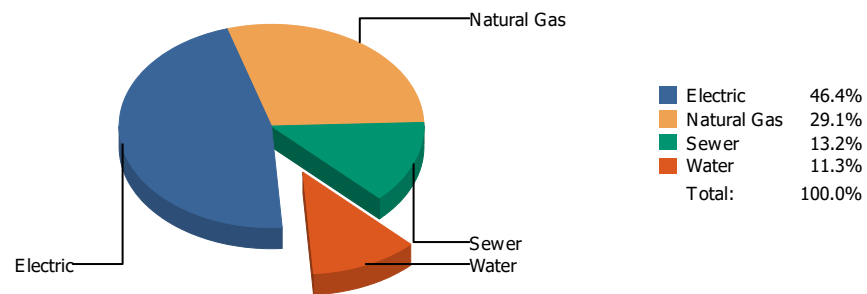
Commodity	Common Use	Energy Use	Energy Use / Area	Total Cost	Cost / Unit	Cost / Area
<b>Place: [GAMBLE] JAMES GAMBLE WAREHOUSE [BUILDING]</b>						
<b>Area: 53,241 SqFt</b>						
<b>Billing Period: Jan 2020</b>						
ELECTRIC	24,700.00 kWh	84,276 KBtu	1.583 KBtu/SqFt	\$1,694.54	\$0.069 /kWh	\$0.032 /SqFt
NATURALGAS	6,453.00 CCF	664,659 KBtu	12.484 KBtu/SqFt	\$2,820.77	\$0.437 /CCF	\$0.053 /SqFt
WATER	0.00 CCF			\$56.66	\$0.000 /CCF	\$0.001 /SqFt
<b>Totals:</b>		<b>748,935 KBtu</b>	<b>14.067 KBtu/SqFt</b>	<b>\$4,571.97</b>		



**Energy**

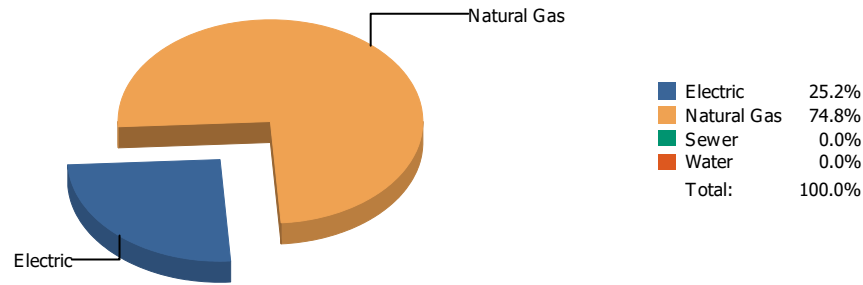


**Cost**

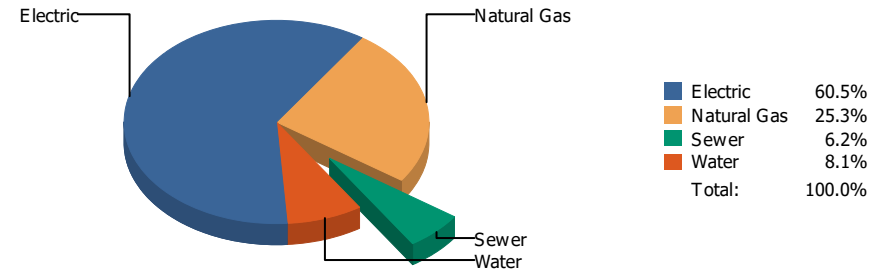


Commodity	Common Use	Energy Use	Energy Use / Area	Total Cost	Cost / Unit	Cost / Area
<b>Place: [GREEN] GREEN ELEMENTARY SCHOOL 162 [BUILDING]</b>						
<b>Area: 88,156 SqFt</b>						
<b>Billing Period: Jan 2020</b>						
ELECTRIC	28,200.00 kWh	96,218 KBtu	1.091 KBtu/SqFt	\$2,644.43	\$0.094 /kWh	\$0.030 /SqFt
NATURALGAS	3,266.00 CCF	336,398 KBtu	3.816 KBtu/SqFt	\$1,660.49	\$0.508 /CCF	\$0.019 /SqFt
SEWER	149.00 CCF			\$750.63	\$5.038 /CCF	\$0.008 /SqFt
WATER	97.00 CCF			\$645.40	\$6.654 /CCF	\$0.007 /SqFt
<b>Totals:</b>		<b>432,616 KBtu</b>	<b>4.907 KBtu/SqFt</b>	<b>\$5,700.95</b>		

**Energy**

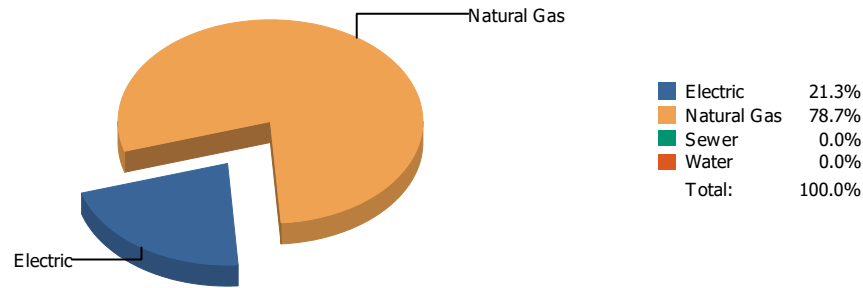


**Cost**

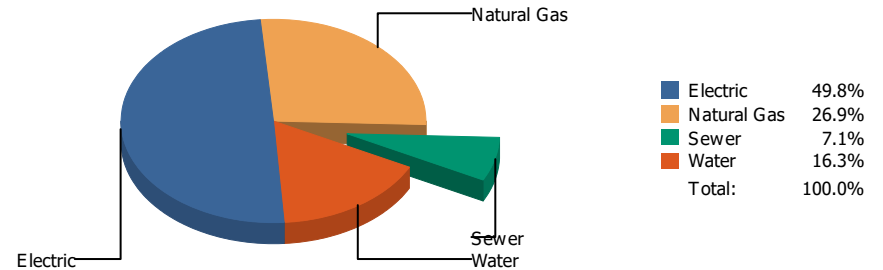


Commodity	Common Use	Energy Use	Energy Use / Area	Total Cost	Cost / Unit	Cost / Area
<b>Place: [GUERRERO] ROSA GUERRERO ELEMENTARY 163 [BUILDING]</b>						
<b>Area: 88,641 SqFt</b>						
<b>Billing Period: Jan 2020</b>						
ELECTRIC	44,160.00 kWh	150,674 KBtu	1.700 KBtu/SqFt	\$5,051.89	\$0.114 /kWh	\$0.057 /SqFt
NATURALGAS	4,340.00 CCF	447,020 KBtu	5.043 KBtu/SqFt	\$2,109.84	\$0.486 /CCF	\$0.024 /SqFt
SEWER	94.00 CCF			\$517.04	\$5.500 /CCF	\$0.006 /SqFt
WATER	217.00 CCF			\$674.29	\$3.107 /CCF	\$0.007 /SqFt
<b>Totals:</b>		<b>597,694 KBtu</b>	<b>6.743 KBtu/SqFt</b>	<b>\$8,353.06</b>		

**Energy**

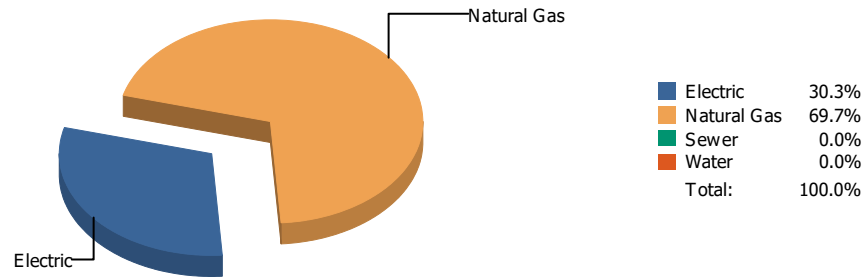


**Cost**

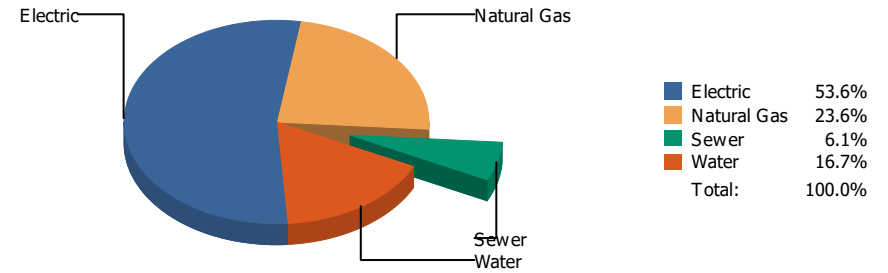


Commodity	Common Use	Energy Use	Energy Use / Area	Total Cost	Cost / Unit	Cost / Area
<b>Place: [GUILLEN] GUILLEN                      044 [BUILDING]</b>						
<b>Area: 223,773 SqFt</b>						
<b>Billing Period: Jan 2020</b>						
ELECTRIC	60,326.00 kWh	205,832 KBtu	0.920 KBtu/SqFt	\$6,231.97	\$0.103 /kWh	\$0.028 /SqFt
NATURALGAS	7,384.00 CCF	760,552 KBtu	3.399 KBtu/SqFt	\$3,368.17	\$0.456 /CCF	\$0.015 /SqFt
SEWER	272.00 CCF			\$883.72	\$3.249 /CCF	\$0.004 /SqFt
WATER	364.00 CCF			\$2,042.55	\$5.611 /CCF	\$0.009 /SqFt
<b>Totals:</b>		<b>966,384 KBtu</b>	<b>4.319 KBtu/SqFt</b>	<b>\$12,526.41</b>		

**Energy**

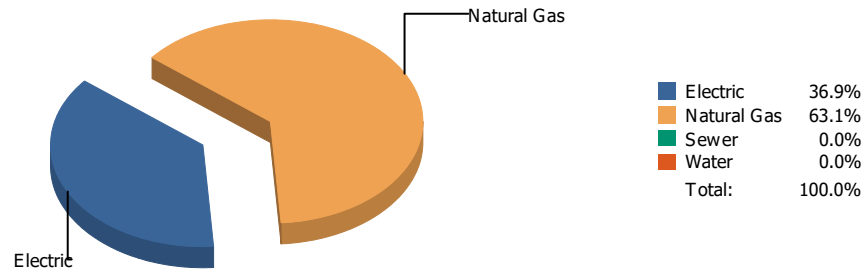


**Cost**

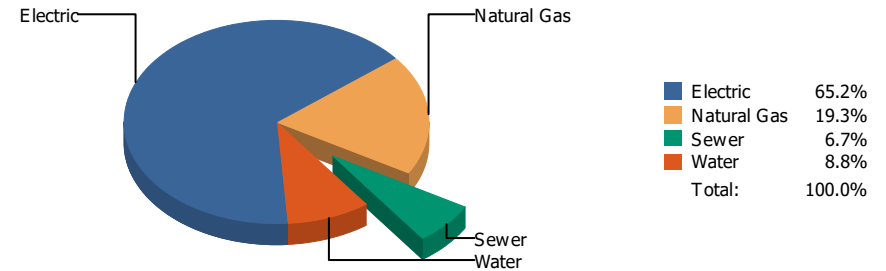


Commodity	Common Use	Energy Use	Energy Use / Area	Total Cost	Cost / Unit	Cost / Area
<b>Place: [HART] HART      118 [BUILDING]</b>						
<b>Area: 63,357 SqFt</b>						
<b>Billing Period: Jan 2020</b>						
ELECTRIC	38,160.00 kWh	130,202 KBtu	2.055 KBtu/SqFt	\$3,087.32	\$0.081 /kWh	\$0.049 /SqFt
NATURALGAS	2,911.00 CCF	299,833 KBtu	4.732 KBtu/SqFt	\$1,361.08	\$0.468 /CCF	\$0.021 /SqFt
SEWER	61.00 CCF			\$348.33	\$5.710 /CCF	\$0.005 /SqFt
WATER	144.00 CCF			\$960.49	\$6.670 /CCF	\$0.015 /SqFt
<b>Totals:</b>		<b>430,035 KBtu</b>	<b>6.787 KBtu/SqFt</b>	<b>\$5,757.22</b>		

**Energy**

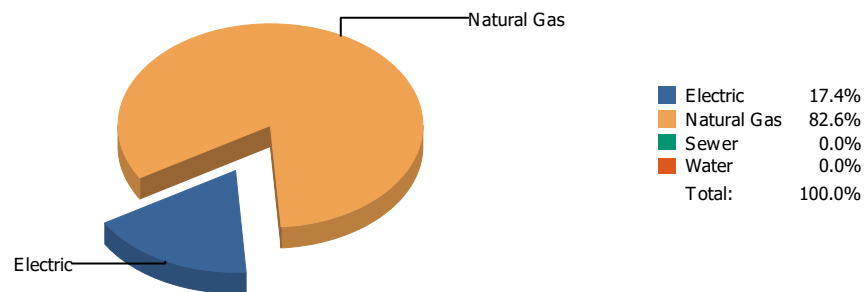


**Cost**

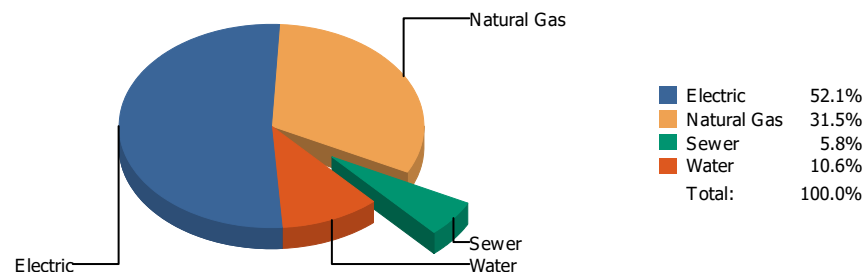


Commodity	Common Use	Energy Use	Energy Use / Area	Total Cost	Cost / Unit	Cost / Area
<b>Place: [HAWKINS] HAWKINS      119 [BUILDING]</b>						
<b>Area: 57,207 SqFt</b>						
<b>Billing Period: Jan 2020</b>						
ELECTRIC	30,672.00 kWh	104,653 KBtu	1.829 KBtu/SqFt	\$2,962.88	\$0.097 /kWh	\$0.052 /SqFt
NATURALGAS	1,739.00 CCF	179,117 KBtu	3.131 KBtu/SqFt	\$876.67	\$0.504 /CCF	\$0.015 /SqFt
SEWER	50.00 CCF			\$304.46	\$6.089 /CCF	\$0.005 /SqFt
WATER	68.00 CCF			\$400.95	\$5.896 /CCF	\$0.007 /SqFt
<b>Totals:</b>		<b>283,770 KBtu</b>	<b>4.960 KBtu/SqFt</b>	<b>\$4,544.96</b>		

**Energy**

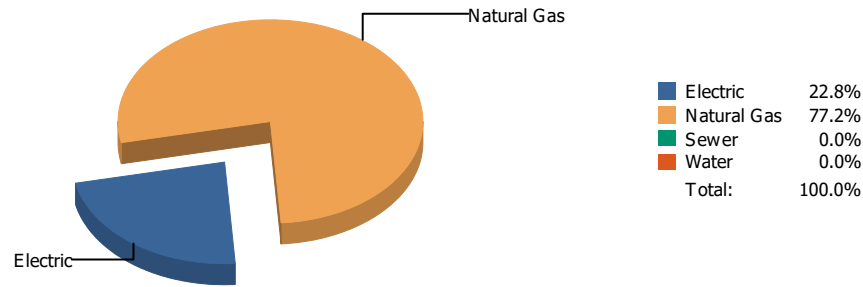


**Cost**

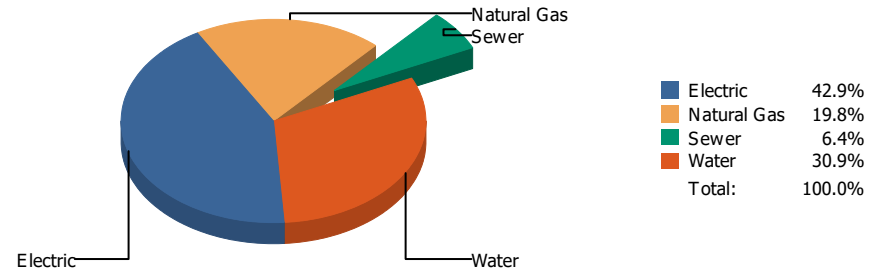


Commodity	Common Use	Energy Use	Energy Use / Area	Total Cost	Cost / Unit	Cost / Area
<b>Place: [HENDERSO] HENDERSON 041 [BUILDING]</b>						
<b>Area: 145,254 SqFt</b>						
<b>Billing Period: Jan 2020</b>						
ELECTRIC	31,277.00 kWh	106,717 KBtu	0.735 KBtu/SqFt	\$3,615.88	\$0.116 /kWh	\$0.025 /SqFt
NATURALGAS	4,914.00 CCF	506,142 KBtu	3.485 KBtu/SqFt	\$2,189.29	\$0.446 /CCF	\$0.015 /SqFt
SEWER	147.00 CCF			\$403.55	\$2.745 /CCF	\$0.003 /SqFt
WATER	161.00 CCF			\$734.44	\$4.562 /CCF	\$0.005 /SqFt
<b>Totals:</b>		<b>612,859 KBtu</b>	<b>4.219 KBtu/SqFt</b>	<b>\$6,943.16</b>		

**Energy**



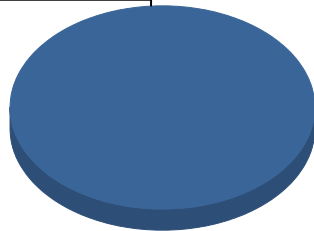
**Cost**



Commodity	Common Use	Energy Use	Energy Use / Area	Total Cost	Cost / Unit	Cost / Area
<b>Place: [HERRERA_1] HERRERA ELEMENTARY 174 [BUILDING]</b>						
<b>Area: 86,275 SqFt</b>						
<b>Billing Period: Jan 2020</b>						
ELECTRIC	33,800.00 kWh	115,326 KBtu	1.337 KBtu/SqFt	\$3,735.43	\$0.111 /kWh	\$0.043 /SqFt
NATURALGAS	3,796.00 CCF	390,988 KBtu	4.532 KBtu/SqFt	\$1,727.08	\$0.455 /CCF	\$0.020 /SqFt
SEWER	104.00 CCF			\$557.20	\$5.358 /CCF	\$0.006 /SqFt
WATER	469.00 CCF			\$2,696.80	\$5.750 /CCF	\$0.031 /SqFt
<b>Totals:</b>		<b>506,314 KBtu</b>	<b>5.869 KBtu/SqFt</b>	<b>\$8,716.51</b>		

**Energy**

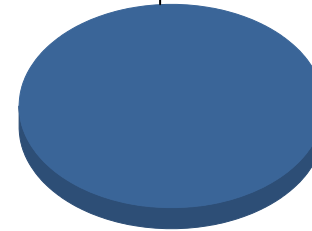
Electric



■ Electric 100.0%  
Total: 100.0%

**Cost**

Electric

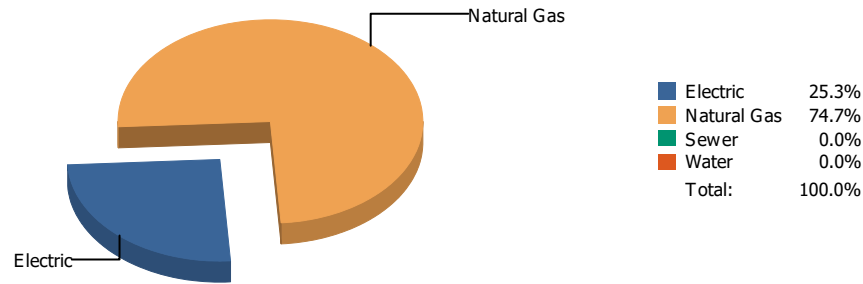


■ Electric 100.0%  
Total: 100.0%

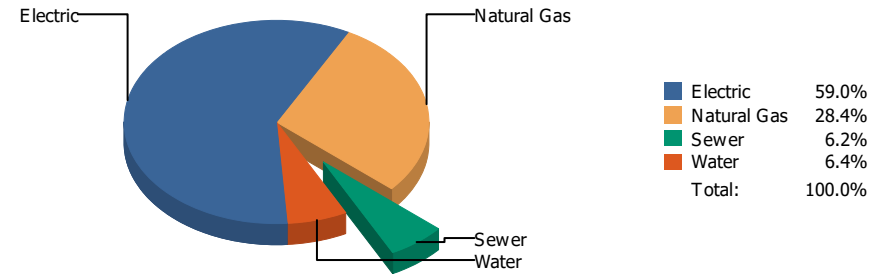
Commodity	Common Use	Energy Use	Energy Use / Area	Total Cost	Cost / Unit	Cost / Area
<b>Place: [HIGHLAND] HIGHLAND/ANNEX 120 [BUILDING]</b>						
<b>Area: 33,705 SqFt</b>						
<b>Billing Period: Jan 2020</b>						
ELECTRIC	33,240.00 kWh	113,415 KBtu	3.365 KBtu/SqFt	\$1,317.22	\$0.040 /kWh	\$0.039 /SqFt
<b>Totals:</b>		<b>113,415 KBtu</b>	<b>3.365 KBtu/SqFt</b>	<b>\$1,317.22</b>		



**Energy**

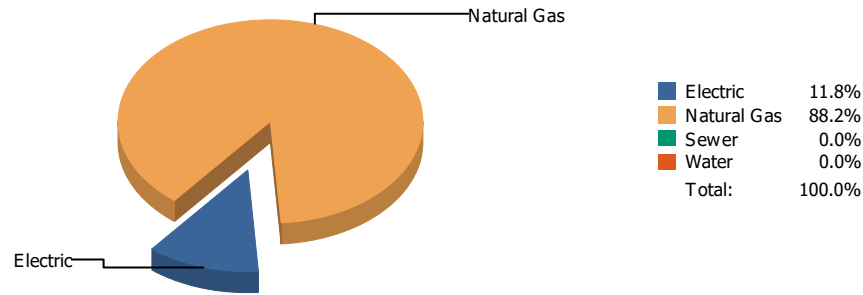


**Cost**

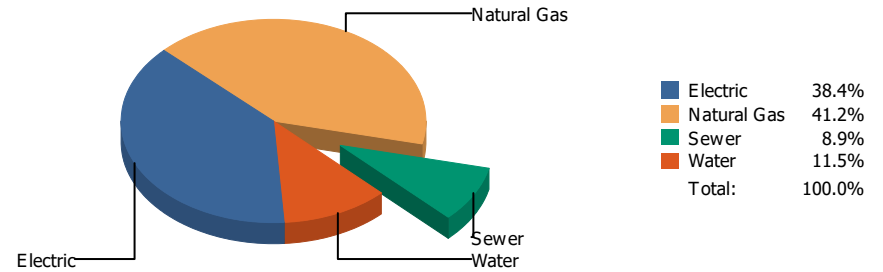


Commodity	Common Use	Energy Use	Energy Use / Area	Total Cost	Cost / Unit	Cost / Area
<b>Place: [HILLSIDE] HILLSIDE 121 [BUILDING]</b>						
<b>Area: 80,656 SqFt</b>						
<b>Billing Period: Jan 2020</b>						
ELECTRIC	45,096.00 kWh	153,868 KBtu	1.908 KBtu/SqFt	\$4,743.44	\$0.105 /kWh	\$0.059 /SqFt
NATURALGAS	4,402.00 CCF	453,406 KBtu	5.621 KBtu/SqFt	\$2,285.91	\$0.519 /CCF	\$0.028 /SqFt
SEWER	83.00 CCF			\$494.38	\$5.956 /CCF	\$0.006 /SqFt
WATER	118.00 CCF			\$512.80	\$4.346 /CCF	\$0.006 /SqFt
<b>Totals:</b>		<b>607,274 KBtu</b>	<b>7.529 KBtu/SqFt</b>	<b>\$8,036.53</b>		

**Energy**

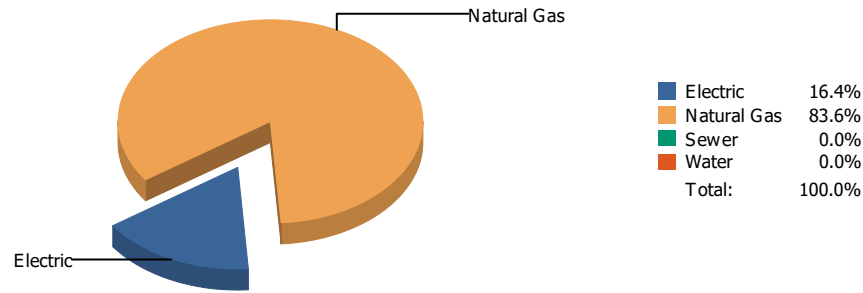


**Cost**

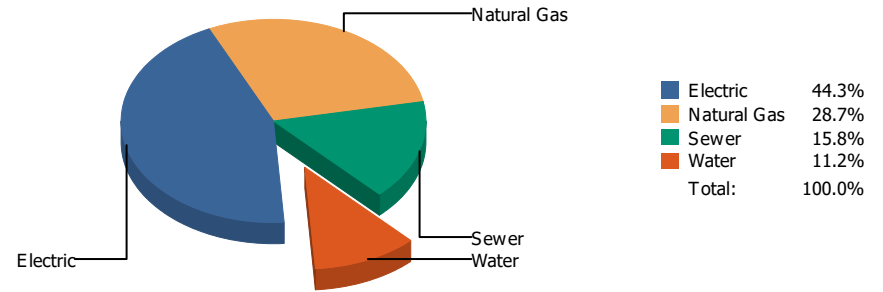


Commodity	Common Use	Energy Use	Energy Use / Area	Total Cost	Cost / Unit	Cost / Area
<b>Place: [HOUSTON] HOUSTON      122 [BUILDING]</b>						
<b>Area: 84,178 SqFt</b>						
<b>Billing Period: Jan 2020</b>						
ELECTRIC	16,200.00 kWh	55,274 KBtu	0.657 KBtu/SqFt	\$1,832.20	\$0.113 /kWh	\$0.022 /SqFt
NATURALGAS	3,995.00 CCF	411,485 KBtu	4.888 KBtu/SqFt	\$1,966.35	\$0.492 /CCF	\$0.023 /SqFt
SEWER	48.00 CCF			\$422.28	\$8.798 /CCF	\$0.005 /SqFt
WATER	42.00 CCF			\$548.65	\$13.063 /CCF	\$0.006 /SqFt
<b>Totals:</b>		<b>466,759 KBtu</b>	<b>5.545 KBtu/SqFt</b>	<b>\$4,769.48</b>		

**Energy**

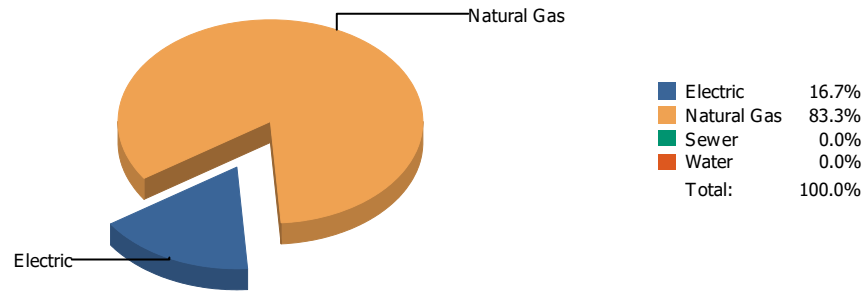


**Cost**

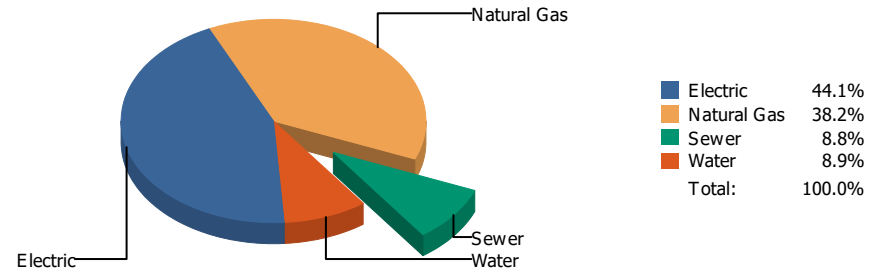


Commodity	Common Use	Energy Use	Energy Use / Area	Total Cost	Cost / Unit	Cost / Area
<b>Place: [HUGHEY] HUGHEY                      123 [BUILDING]</b>						
<b>Area: 74,815 SqFt</b>						
<b>Billing Period: Jan 2020</b>						
ELECTRIC	23,045.00 kWh	78,630 KBtu	1.051 KBtu/SqFt	\$3,217.00	\$0.140 /kWh	\$0.043 /SqFt
NATURALGAS	3,904.00 CCF	402,112 KBtu	5.375 KBtu/SqFt	\$2,083.97	\$0.534 /CCF	\$0.028 /SqFt
SEWER	350.00 CCF			\$1,145.13	\$3.272 /CCF	\$0.015 /SqFt
WATER	149.00 CCF			\$816.93	\$5.483 /CCF	\$0.011 /SqFt
<b>Totals:</b>		<b>480,742 KBtu</b>	<b>6.426 KBtu/SqFt</b>	<b>\$7,263.03</b>		

**Energy**

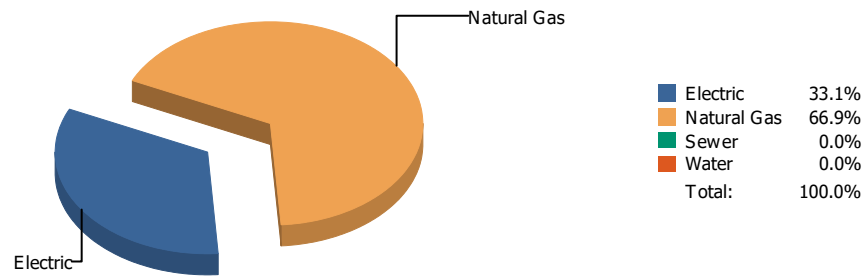


**Cost**

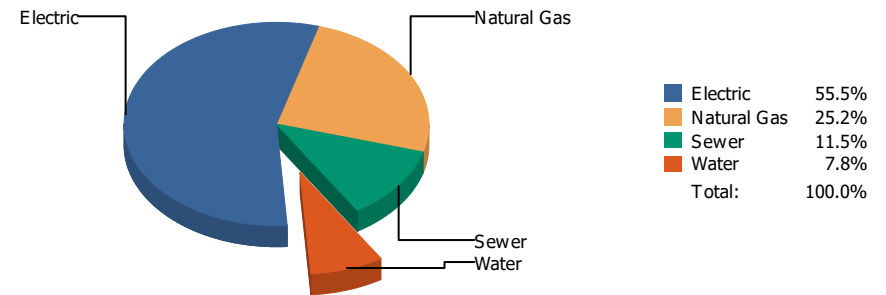


Commodity	Common Use	Energy Use	Energy Use / Area	Total Cost	Cost / Unit	Cost / Area
<b>Place: [IRVIN] IRVIN                      008 [BUILDING]</b>						
<b>Area: 303,804 SqFt</b>						
<b>Billing Period: Jan 2020</b>						
ELECTRIC	94,464.00 kWh	322,311 KBtu	1.061 KBtu/SqFt	\$7,620.60	\$0.081 /kWh	\$0.025 /SqFt
NATURALGAS	15,586.00 CCF	1,605,358 KBtu	5.284 KBtu/SqFt	\$6,589.90	\$0.423 /CCF	\$0.022 /SqFt
SEWER	633.00 CCF			\$1,526.65	\$2.412 /CCF	\$0.005 /SqFt
WATER	582.00 CCF			\$1,528.19	\$2.626 /CCF	\$0.005 /SqFt
<b>Totals:</b>		<b>1,927,669 KBtu</b>	<b>6.345 KBtu/SqFt</b>	<b>\$17,265.34</b>		

### Energy

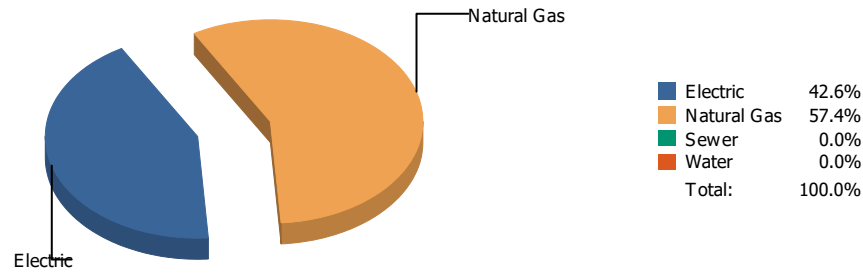


### Cost

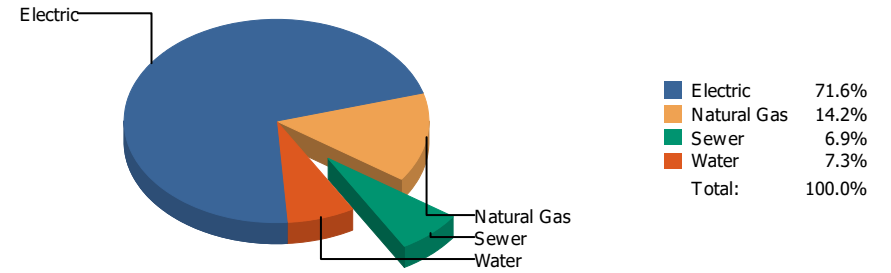


Commodity	Common Use	Energy Use	Energy Use / Area	Total Cost	Cost / Unit	Cost / Area
<b>Place: [JEFFERSN] JEFFERSON 009 [BUILDING]</b>						
<b>Area: 257,708 SqFt</b>						
<b>Billing Period: Jan 2020</b>						
ELECTRIC	105,161.00 kWh	358,809 KBtu	1.392 KBtu/SqFt	\$8,764.22	\$0.083 /kWh	\$0.034 /SqFt
NATURALGAS	7,031.00 CCF	724,193 KBtu	2.810 KBtu/SqFt	\$3,981.89	\$0.566 /CCF	\$0.015 /SqFt
SEWER	612.00 CCF			\$1,818.34	\$2.971 /CCF	\$0.007 /SqFt
WATER	241.00 CCF			\$1,238.62	\$5.140 /CCF	\$0.004 /SqFt
<b>Totals:</b>		<b>1,083,002 KBtu</b>	<b>4.202 KBtu/SqFt</b>	<b>\$15,803.07</b>		

**Energy**

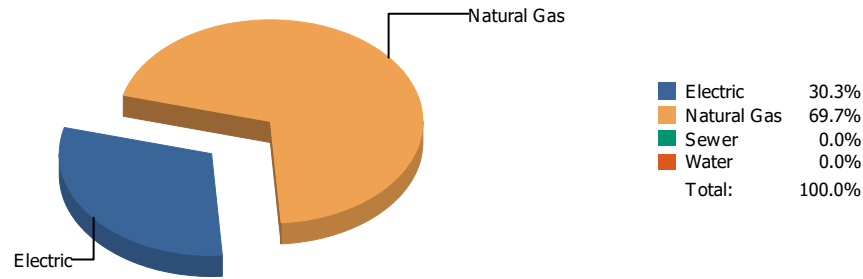


**Cost**

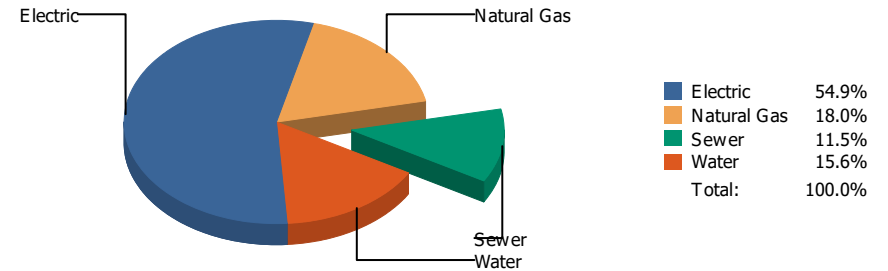


Commodity	Common Use	Energy Use	Energy Use / Area	Total Cost	Cost / Unit	Cost / Area
<b>Place: [JOHNSON] L.B. JOHNSON 155 [BUILDING]</b>						
<b>Area: 87,993 SqFt</b>						
<b>Billing Period: Jan 2020</b>						
ELECTRIC	34,200.00 kWh	116,690 KBtu	1.326 KBtu/SqFt	\$3,959.67	\$0.116 /kWh	\$0.045 /SqFt
NATURALGAS	1,524.00 CCF	156,972 KBtu	1.784 KBtu/SqFt	\$786.66	\$0.516 /CCF	\$0.009 /SqFt
SEWER	77.00 CCF			\$381.29	\$4.952 /CCF	\$0.004 /SqFt
WATER	80.00 CCF			\$403.71	\$5.046 /CCF	\$0.005 /SqFt
<b>Totals:</b>		<b>273,662 KBtu</b>	<b>3.110 KBtu/SqFt</b>	<b>\$5,531.33</b>		

**Energy**

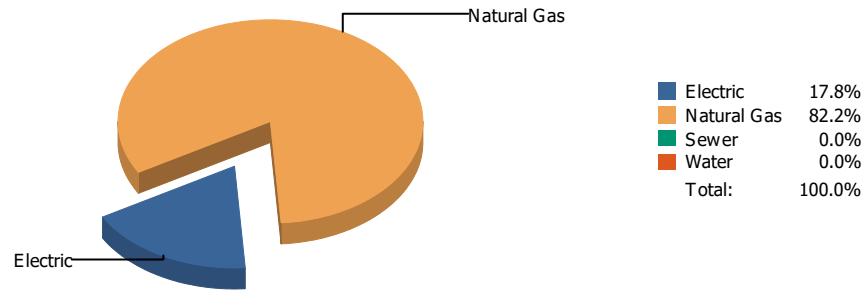


**Cost**

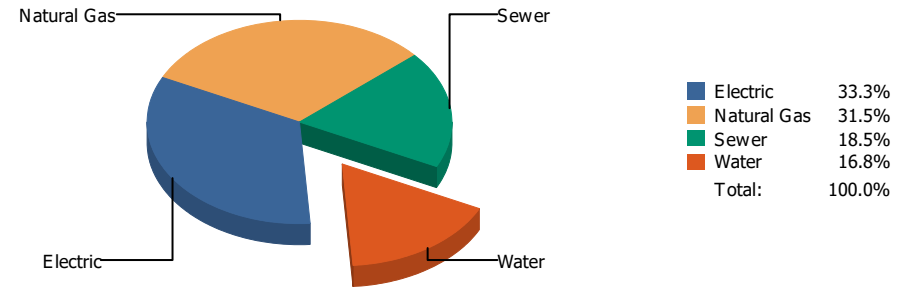


Commodity	Common Use	Energy Use	Energy Use / Area	Total Cost	Cost / Unit	Cost / Area
<b>Place: [KOHLBERG] KOHLBERG ELEMENTARY [BUILDING]</b>						
<b>Area: 99,884 SqFt</b>						
<b>Billing Period: Jan 2020</b>						
ELECTRIC	40,040.00 kWh	136,616 KBtu	1.368 KBtu/SqFt	\$4,800.40	\$0.120 /kWh	\$0.048 /SqFt
NATURALGAS	3,053.00 CCF	314,459 KBtu	3.148 KBtu/SqFt	\$1,574.27	\$0.516 /CCF	\$0.016 /SqFt
SEWER	342.00 CCF			\$1,007.25	\$2.945 /CCF	\$0.010 /SqFt
WATER	485.00 CCF			\$1,364.83	\$2.814 /CCF	\$0.014 /SqFt
<b>Totals:</b>		<b>451,075 KBtu</b>	<b>4.516 KBtu/SqFt</b>	<b>\$8,746.75</b>		

**Energy**



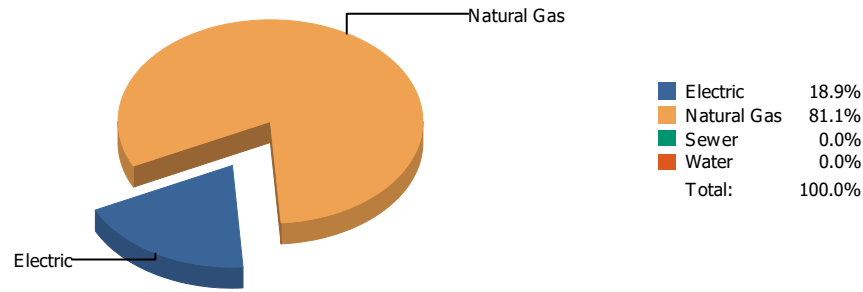
**Cost**



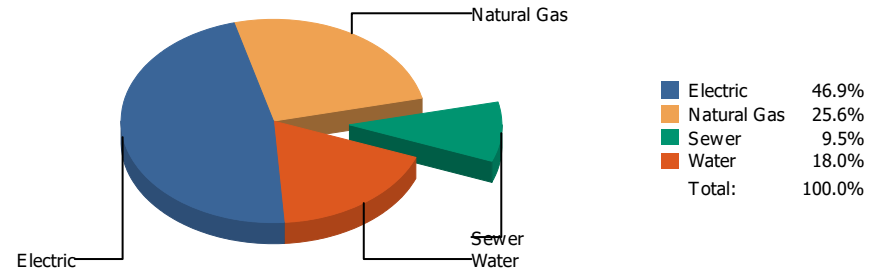
Commodity	Common Use	Energy Use	Energy Use / Area	Total Cost	Cost / Unit	Cost / Area
<b>Place: [LAMAR] LAMAR 125 [BUILDING]</b>						
<b>Area: 76,252 SqFt</b>						
<b>Billing Period: Jan 2020</b>						
ELECTRIC	16,800.00 kWh	57,322 KBtu	0.752 KBtu/SqFt	\$1,608.11	\$0.096 /kWh	\$0.021 /SqFt
NATURALGAS	2,564.00 CCF	264,092 KBtu	3.463 KBtu/SqFt	\$1,519.65	\$0.593 /CCF	\$0.020 /SqFt
SEWER	168.00 CCF			\$892.15	\$5.310 /CCF	\$0.012 /SqFt
WATER	151.00 CCF			\$811.23	\$5.372 /CCF	\$0.011 /SqFt
<b>Totals:</b>		<b>321,414 KBtu</b>	<b>4.215 KBtu/SqFt</b>	<b>\$4,831.14</b>		



**Energy**

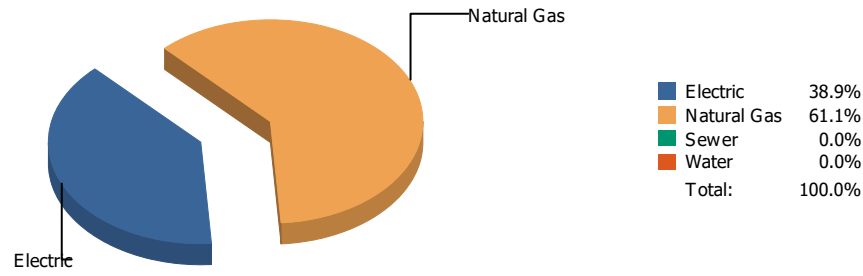


**Cost**

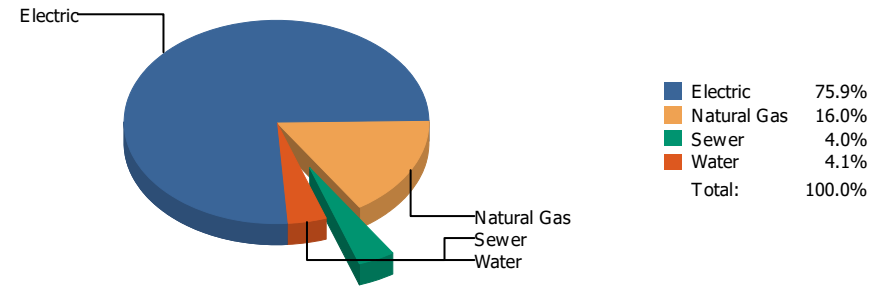


Commodity	Common Use	Energy Use	Energy Use / Area	Total Cost	Cost / Unit	Cost / Area
<b>Place: [LEE] LEE      150 [BUILDING]</b>						
<b>Area: 78,368 SqFt</b>						
<b>Billing Period: Jan 2020</b>						
ELECTRIC	23,970.00 kWh	81,786 KBtu	1.044 KBtu/SqFt	\$2,872.48	\$0.120 /kWh	\$0.037 /SqFt
NATURALGAS	3,416.00 CCF	351,848 KBtu	4.490 KBtu/SqFt	\$1,567.44	\$0.459 /CCF	\$0.020 /SqFt
SEWER	76.00 CCF			\$579.58	\$7.626 /CCF	\$0.007 /SqFt
WATER	128.00 CCF			\$1,098.85	\$8.585 /CCF	\$0.014 /SqFt
<b>Totals:</b>		<b>433,634 KBtu</b>	<b>5.533 KBtu/SqFt</b>	<b>\$6,118.35</b>		

**Energy**

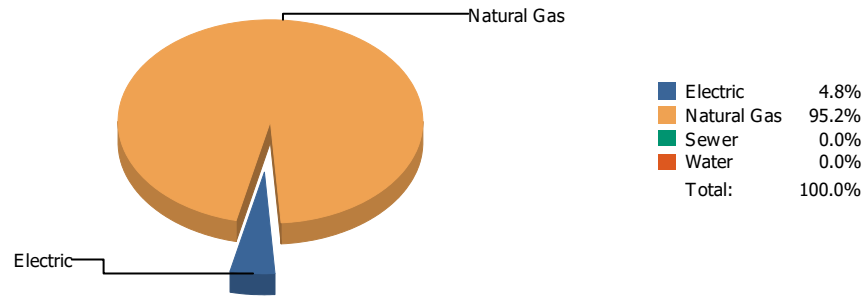


**Cost**

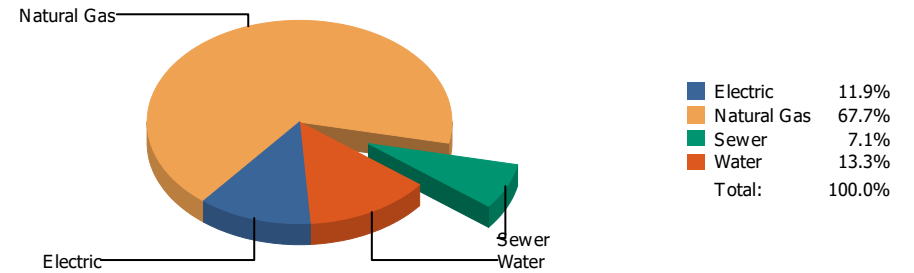


Commodity	Common Use	Energy Use	Energy Use / Area	Total Cost	Cost / Unit	Cost / Area
<b>Place: [LINCOLN] LINCOLN 051 [BUILDING]</b>						
<b>Area: 163,678 SqFt</b>						
<b>Billing Period: Jan 2020</b>						
ELECTRIC	73,013.00 kWh	249,120 KBtu	1.522 KBtu/SqFt	\$8,161.94	\$0.112 /kWh	\$0.050 /SqFt
NATURALGAS	3,793.00 CCF	390,679 KBtu	2.387 KBtu/SqFt	\$1,725.84	\$0.455 /CCF	\$0.011 /SqFt
SEWER	99.00 CCF			\$426.61	\$4.309 /CCF	\$0.003 /SqFt
WATER	96.00 CCF			\$439.55	\$4.579 /CCF	\$0.003 /SqFt
<b>Totals:</b>		<b>639,799 KBtu</b>	<b>3.909 KBtu/SqFt</b>	<b>\$10,753.94</b>		

**Energy**

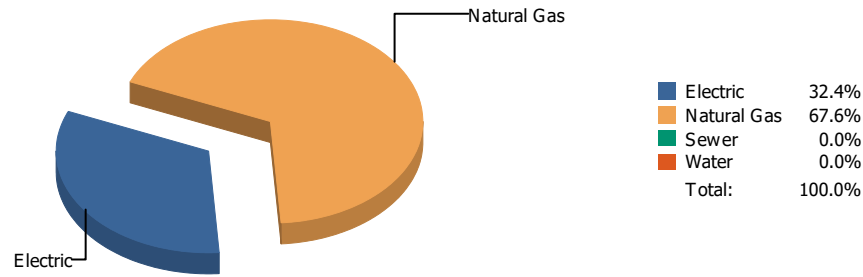


**Cost**

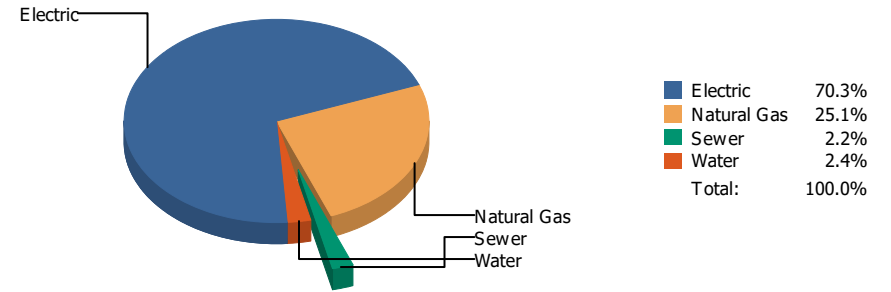


Commodity	Common Use	Energy Use	Energy Use / Area	Total Cost	Cost / Unit	Cost / Area
<b>Place: [LIVE-MAT] LIVE MATERIAL CENTER 929 [BUILDING]</b>						
<b>Area: 2,483 SqFt</b>						
<b>Billing Period: Jan 2020</b>						
ELECTRIC	266.00 kWh	908 KBtu	0.366 KBtu/SqFt	\$65.08	\$0.245 /kWh	\$0.026 /SqFt
NATURALGAS	176.00 CCF	18,128 KBtu	7.301 KBtu/SqFt	\$370.53	\$2.105 /CCF	\$0.149 /SqFt
SEWER	3.00 CCF			\$38.88	\$12.960 /CCF	\$0.016 /SqFt
WATER	21.00 CCF			\$72.98	\$3.475 /CCF	\$0.029 /SqFt
<b>Totals:</b>		<b>19,036 KBtu</b>	<b>7.666 KBtu/SqFt</b>	<b>\$547.47</b>		

**Energy**

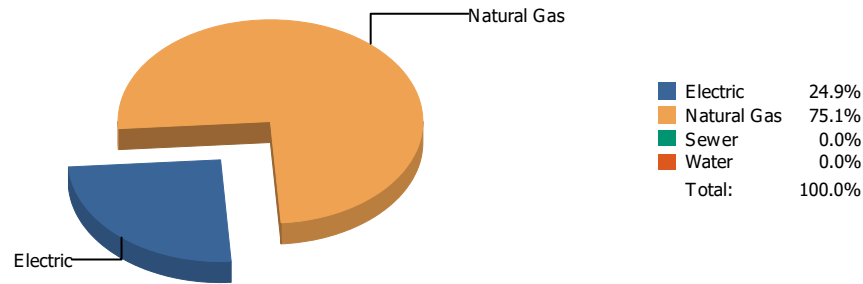


**Cost**

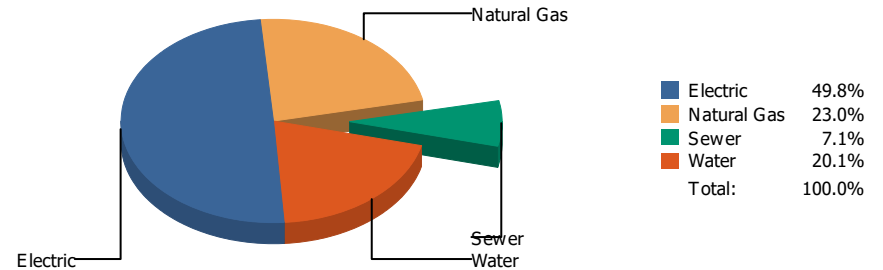


Commodity	Common Use	Energy Use	Energy Use / Area	Total Cost	Cost / Unit	Cost / Area
<b>Place: [LOGAN] LOGAN      128 [BUILDING]</b>						
<b>Area: 72,248 SqFt</b>						
<b>Billing Period: Jan 2020</b>						
ELECTRIC	43,200.00 kWh	147,398 KBtu	2.040 KBtu/SqFt	\$3,894.48	\$0.090 /kWh	\$0.054 /SqFt
NATURALGAS	2,990.00 CCF	307,970 KBtu	4.263 KBtu/SqFt	\$1,391.67	\$0.465 /CCF	\$0.019 /SqFt
SEWER	11.00 CCF			\$123.39	\$11.217 /CCF	\$0.002 /SqFt
WATER	9.00 CCF			\$132.49	\$14.721 /CCF	\$0.002 /SqFt
<b>Totals:</b>		<b>455,368 KBtu</b>	<b>6.303 KBtu/SqFt</b>	<b>\$5,542.03</b>		

**Energy**

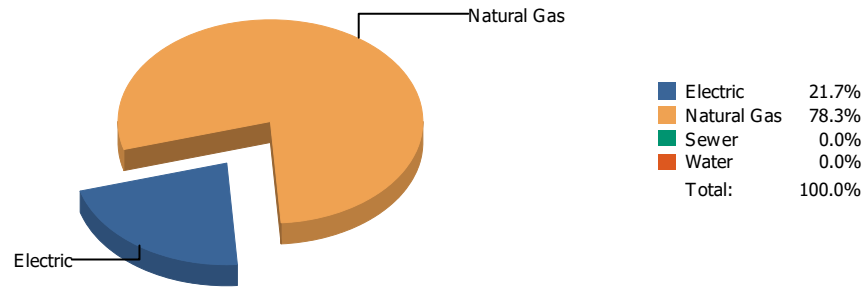


**Cost**

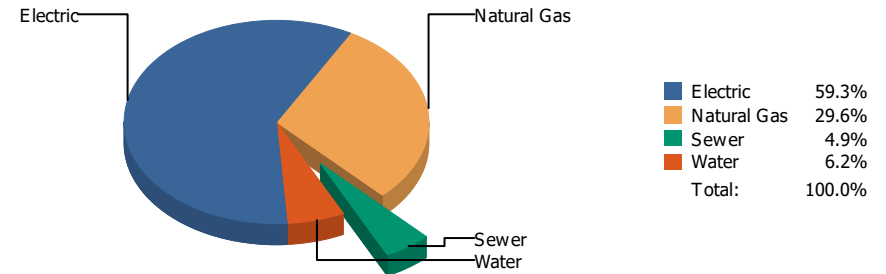


Commodity	Common Use	Energy Use	Energy Use / Area	Total Cost	Cost / Unit	Cost / Area
<b>Place: [LUNDY_2] LUNDY 177 [BUILDING]</b>						
<b>Area: 112,731 SqFt</b>						
<b>Billing Period: Jan 2020</b>						
ELECTRIC	39,400.00 kWh	134,433 KBtu	1.193 KBtu/SqFt	\$4,187.50	\$0.106 /kWh	\$0.037 /SqFt
NATURALGAS	3,928.00 CCF	404,584 KBtu	3.589 KBtu/SqFt	\$1,934.02	\$0.492 /CCF	\$0.017 /SqFt
SEWER	124.00 CCF			\$598.40	\$4.826 /CCF	\$0.005 /SqFt
WATER	327.00 CCF			\$1,691.04	\$5.171 /CCF	\$0.015 /SqFt
<b>Totals:</b>		<b>539,017 KBtu</b>	<b>4.781 KBtu/SqFt</b>	<b>\$8,410.96</b>		

**Energy**

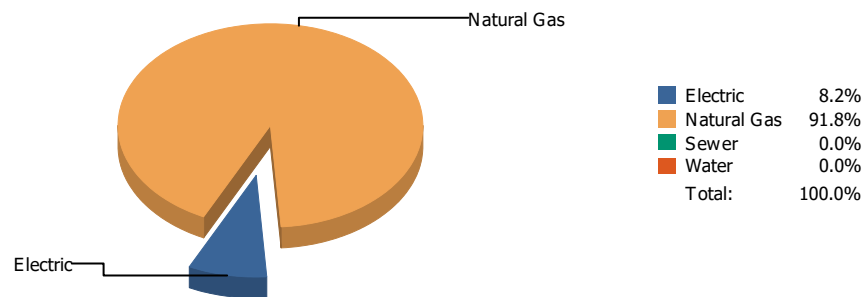


**Cost**

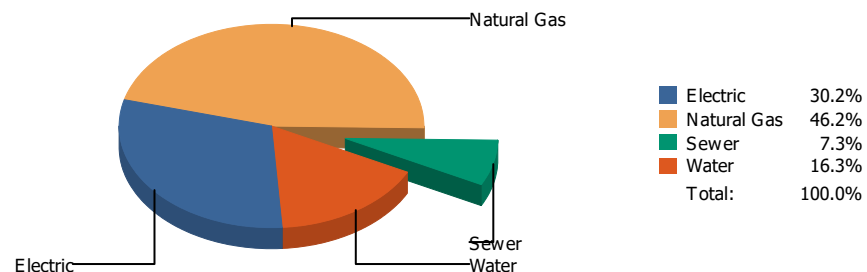


Commodity	Common Use	Energy Use	Energy Use / Area	Total Cost	Cost / Unit	Cost / Area
<b>Place: [MAC] MACARTHUR 129 [BUILDING]</b>						
<b>Area: 143,341 SqFt</b>						
<b>Billing Period: Jan 2020</b>						
ELECTRIC	56,600.00 kWh	193,119 KBtu	1.347 KBtu/SqFt	\$5,933.30	\$0.105 /kWh	\$0.041 /SqFt
NATURALGAS	6,774.00 CCF	697,722 KBtu	4.868 KBtu/SqFt	\$2,958.25	\$0.437 /CCF	\$0.021 /SqFt
SEWER	130.00 CCF			\$490.47	\$3.773 /CCF	\$0.003 /SqFt
WATER	167.00 CCF			\$622.56	\$3.728 /CCF	\$0.004 /SqFt
<b>Totals:</b>		<b>890,841 KBtu</b>	<b>6.215 KBtu/SqFt</b>	<b>\$10,004.58</b>		

### Energy

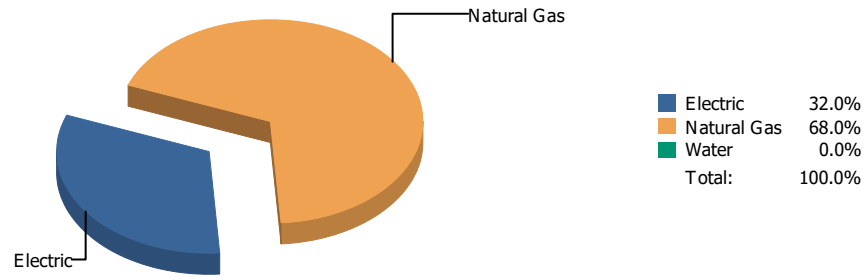


### Cost

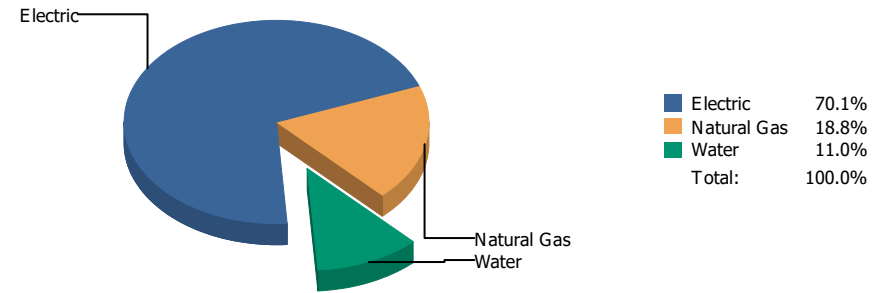


Commodity	Common Use	Energy Use	Energy Use / Area	Total Cost	Cost / Unit	Cost / Area
<b>Place: [MAGOFFIN] MAGOFFIN 047 [BUILDING]</b>						
<b>Area: 76,378 SqFt</b>						
<b>Billing Period: Jan 2020</b>						
ELECTRIC	15,875.00 kWh	54,166 KBtu	0.709 KBtu/SqFt	\$1,688.07	\$0.106 /kWh	\$0.022 /SqFt
NATURALGAS	5,867.00 CCF	604,301 KBtu	7.912 KBtu/SqFt	\$2,578.72	\$0.440 /CCF	\$0.034 /SqFt
SEWER	32.00 CCF			\$408.88	\$12.778 /CCF	\$0.005 /SqFt
WATER	82.00 CCF			\$910.02	\$11.098 /CCF	\$0.012 /SqFt
<b>Totals:</b>		<b>658,467 KBtu</b>	<b>8.621 KBtu/SqFt</b>	<b>\$5,585.69</b>		

**Energy**



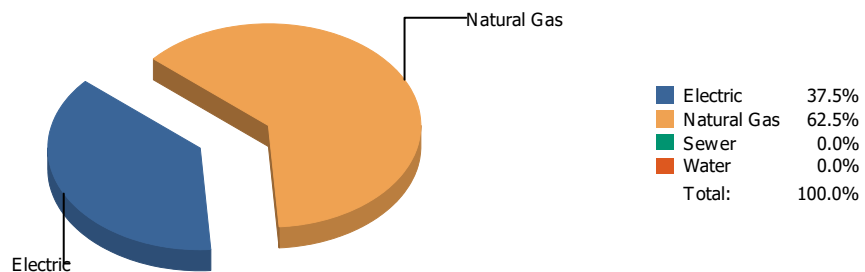
**Cost**



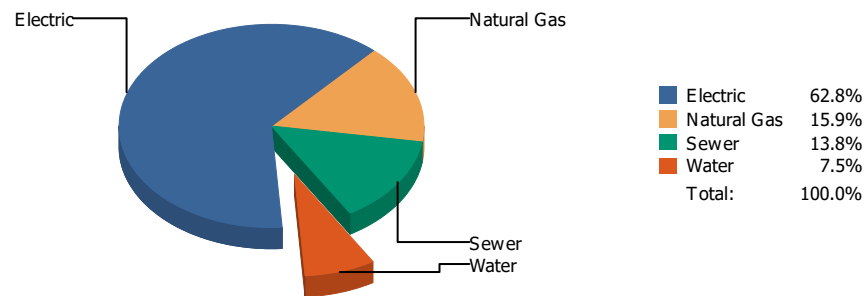
Commodity	Common Use	Energy Use	Energy Use / Area	Total Cost	Cost / Unit	Cost / Area
<b>Place: [MAGOFFINNEWMIDDLESCHOOL] MAGOFFIN NEW MIDDLE SCHOOL [BUILDING]</b>						
<b>Area: 116,136 SqFt</b>						
<b>Billing Period: Jan 2020</b>						
ELECTRIC	61,600.00 kWh	210,179 KBtu	1.810 KBtu/SqFt	\$7,232.71	\$0.117 /kWh	\$0.062 /SqFt
NATURALGAS	4,327.00 CCF	445,681 KBtu	3.838 KBtu/SqFt	\$1,943.40	\$0.449 /CCF	\$0.017 /SqFt
WATER	142.00 CCF			\$1,135.51	\$7.997 /CCF	\$0.010 /SqFt
<b>Totals:</b>		<b>655,860 KBtu</b>	<b>5.647 KBtu/SqFt</b>	<b>\$10,311.62</b>		



### Energy

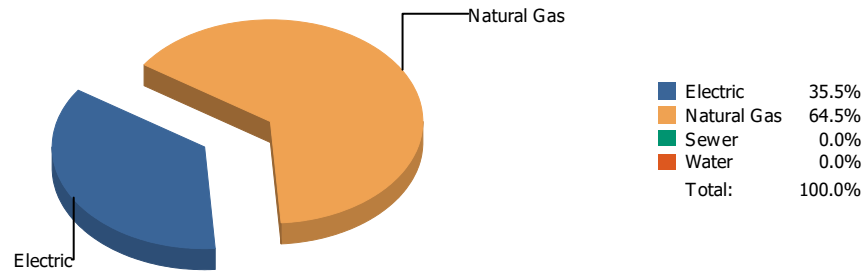


### Cost

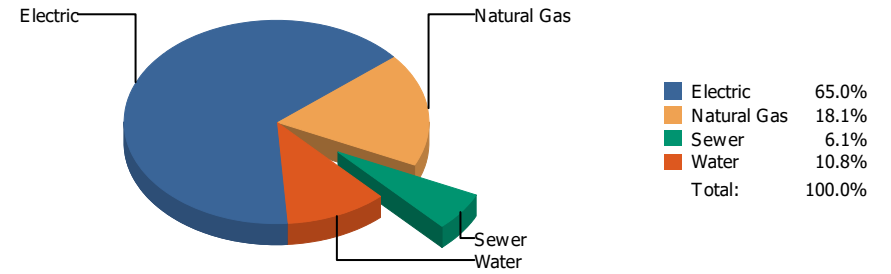


Commodity	Common Use	Energy Use	Energy Use / Area	Total Cost	Cost / Unit	Cost / Area
<b>Place: [MAXINE] MAXINE SILVA HEALTH MAGNET 011 [BUILDING]</b>						
<b>Area: 80,909 SqFt</b>						
<b>Billing Period: Jan 2020</b>						
ELECTRIC	48,300.00 kWh	164,800 KBtu	2.037 KBtu/SqFt	\$4,986.15	\$0.103 /kWh	\$0.062 /SqFt
NATURALGAS	2,664.00 CCF	274,392 KBtu	3.391 KBtu/SqFt	\$1,259.10	\$0.473 /CCF	\$0.016 /SqFt
SEWER	423.00 CCF			\$1,094.05	\$2.586 /CCF	\$0.014 /SqFt
WATER	151.00 CCF			\$596.75	\$3.952 /CCF	\$0.007 /SqFt
<b>Totals:</b>		<b>439,192 KBtu</b>	<b>5.428 KBtu/SqFt</b>	<b>\$7,936.05</b>		

**Energy**

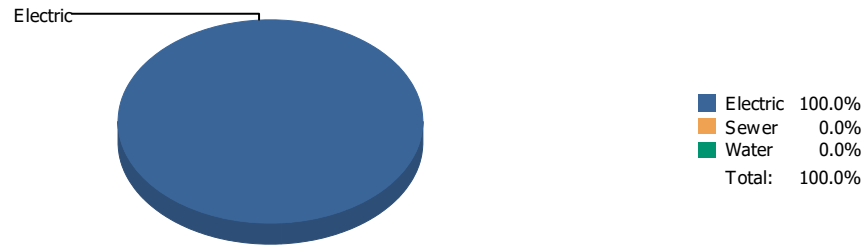


**Cost**

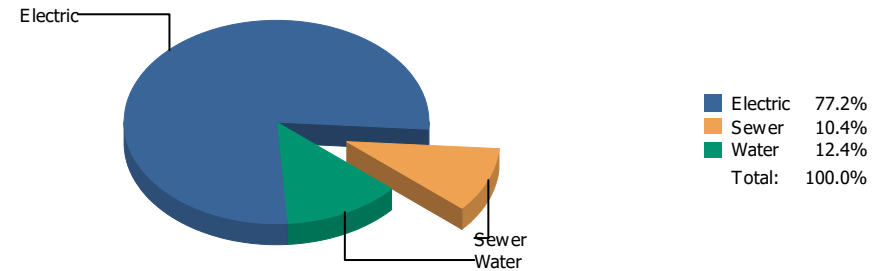


Commodity	Common Use	Energy Use	Energy Use / Area	Total Cost	Cost / Unit	Cost / Area
<b>Place: [MESITA] MESITA      130 [BUILDING]</b>						
<b>Area: 100,583 SqFt</b>						
<b>Billing Period: Jan 2020</b>						
ELECTRIC	53,640.00 kWh	183,020 KBtu	1.820 KBtu/SqFt	\$5,888.86	\$0.110 /kWh	\$0.059 /SqFt
NATURALGAS	3,233.00 CCF	332,999 KBtu	3.311 KBtu/SqFt	\$1,638.92	\$0.507 /CCF	\$0.016 /SqFt
SEWER	100.00 CCF			\$548.96	\$5.490 /CCF	\$0.005 /SqFt
WATER	118.00 CCF			\$978.94	\$8.296 /CCF	\$0.010 /SqFt
<b>Totals:</b>		<b>516,019 KBtu</b>	<b>5.130 KBtu/SqFt</b>	<b>\$9,055.68</b>		

**Energy**

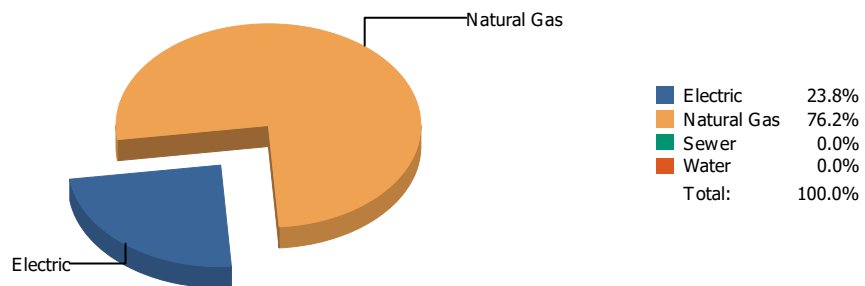


**Cost**

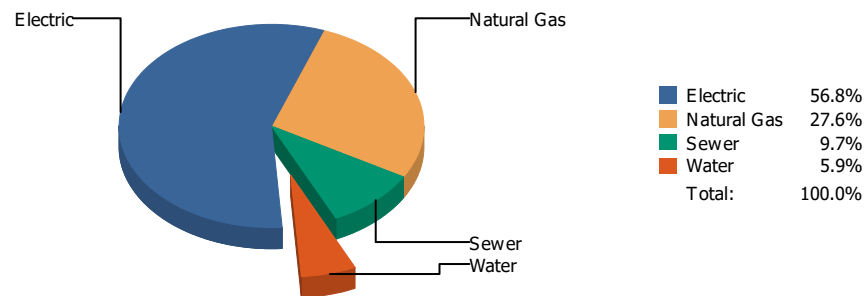


Commodity	Common Use	Energy Use	Energy Use / Area	Total Cost	Cost / Unit	Cost / Area
<b>Place: [MILAM] MILAM 131 [BUILDING]</b>						
<b>Area: 63,641 SqFt</b>						
<b>Billing Period: Jan 2020</b>						
ELECTRIC	13,080.00 kWh	44,629 KBtu	0.701 KBtu/SqFt	\$2,749.22	\$0.210 /kWh	\$0.043 /SqFt
SEWER	71.00 CCF			\$368.93	\$5.196 /CCF	\$0.006 /SqFt
WATER	97.00 CCF			\$441.79	\$4.555 /CCF	\$0.007 /SqFt
<b>Totals:</b>		<b>44,629 KBtu</b>	<b>0.701 KBtu/SqFt</b>	<b>\$3,559.94</b>		

### Energy

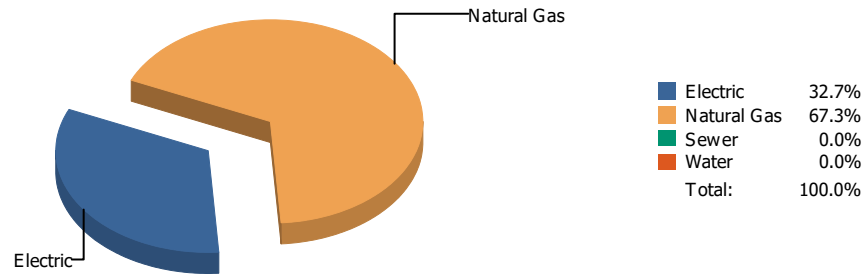


### Cost

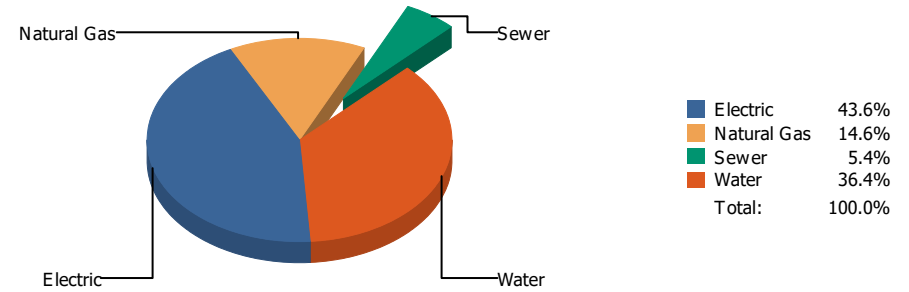


Commodity	Common Use	Energy Use	Energy Use / Area	Total Cost	Cost / Unit	Cost / Area
<b>Place: [MOREHEAD] MOREHEAD 046 [BUILDING]</b>						
<b>Area: 119,353 SqFt</b>						
<b>Billing Period: Jan 2020</b>						
ELECTRIC	57,816.00 kWh	197,268 KBtu	1.653 KBtu/SqFt	\$5,542.99	\$0.096 /kWh	\$0.046 /SqFt
NATURALGAS	6,146.00 CCF	633,038 KBtu	5.304 KBtu/SqFt	\$2,694.03	\$0.438 /CCF	\$0.023 /SqFt
SEWER	295.00 CCF			\$950.66	\$3.223 /CCF	\$0.008 /SqFt
WATER	91.00 CCF			\$573.03	\$6.297 /CCF	\$0.005 /SqFt
<b>Totals:</b>		<b>830,306 KBtu</b>	<b>6.957 KBtu/SqFt</b>	<b>\$9,760.71</b>		

**Energy**

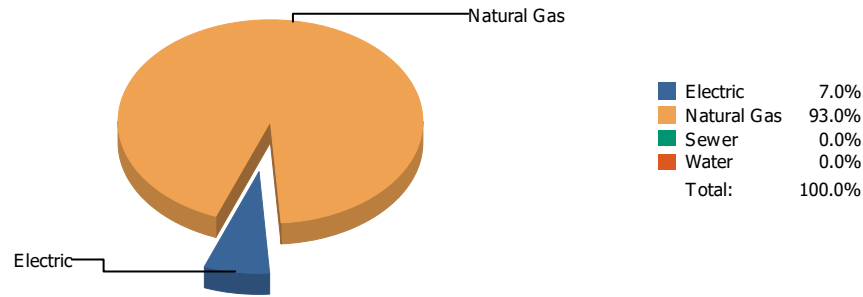


**Cost**

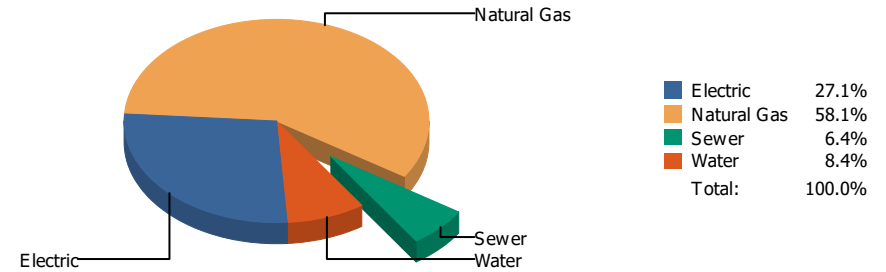


Commodity	Common Use	Energy Use	Energy Use / Area	Total Cost	Cost / Unit	Cost / Area
<b>Place: [MOYE_2] HR MOYE [BUILDING]</b>						
<b>Area: 93,197 SqFt</b>						
<b>Billing Period: Jan 2020</b>						
ELECTRIC	40,440.00 kWh	137,981 KBtu	1.481 KBtu/SqFt	\$3,863.58	\$0.096 /kWh	\$0.041 /SqFt
NATURALGAS	2,762.00 CCF	284,486 KBtu	3.053 KBtu/SqFt	\$1,297.58	\$0.470 /CCF	\$0.014 /SqFt
SEWER	65.00 CCF			\$476.86	\$7.336 /CCF	\$0.005 /SqFt
WATER	405.00 CCF			\$3,230.72	\$7.977 /CCF	\$0.035 /SqFt
<b>Totals:</b>		<b>422,467 KBtu</b>	<b>4.533 KBtu/SqFt</b>	<b>\$8,868.74</b>		

**Energy**



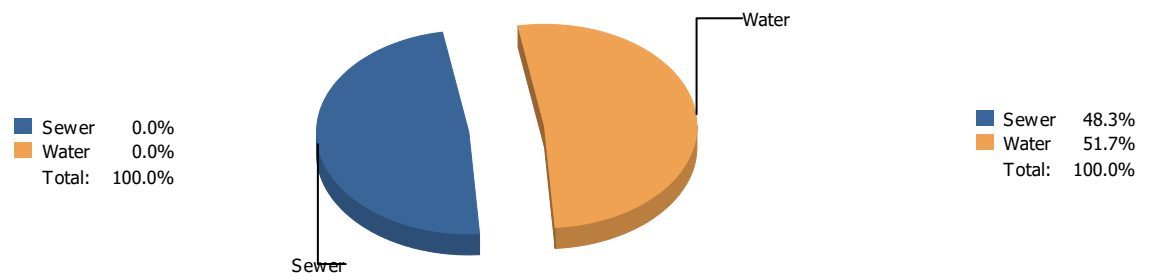
**Cost**



Commodity	Common Use	Energy Use	Energy Use / Area	Total Cost	Cost / Unit	Cost / Area
<b>Place: [MULTI-MEDIACENTER] MULTI-MEDIA CENTER [BUILDING]</b>						
<b>Area: 27,633 SqFt</b>						
<b>Billing Period: Jan 2020</b>						
ELECTRIC	10,320.00 kWh	35,212 KBtu	1.274 KBtu/SqFt	\$946.01	\$0.092 /kWh	\$0.034 /SqFt
NATURALGAS	4,523.00 CCF	465,869 KBtu	16.859 KBtu/SqFt	\$2,027.64	\$0.448 /CCF	\$0.073 /SqFt
SEWER	59.00 CCF			\$222.27	\$3.767 /CCF	\$0.008 /SqFt
WATER	80.00 CCF			\$291.53	\$3.644 /CCF	\$0.011 /SqFt
<b>Totals:</b>		<b>501,081 KBtu</b>	<b>18.133 KBtu/SqFt</b>	<b>\$3,487.45</b>		

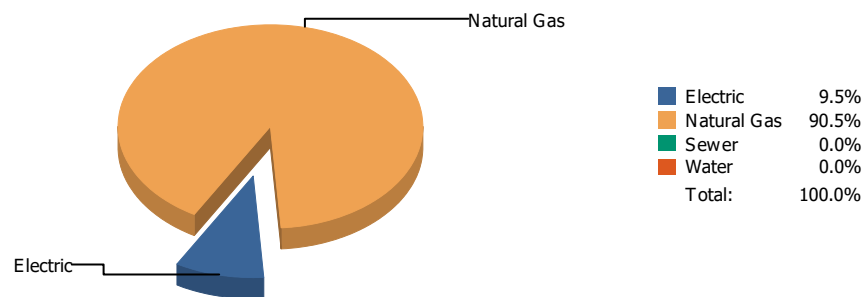
**Energy**

**Cost**

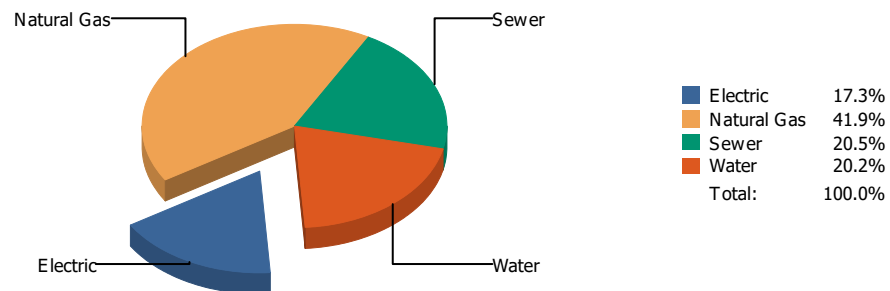


Commodity	Common Use	Energy Use	Energy Use / Area	Total Cost	Cost / Unit	Cost / Area
<b>Place: [NE-AREA-OFFICES] N.E. AREA OFFICES 882 [BUILDING]</b>						
<b>Area: 7,328 SqFt</b>						
<b>Billing Period: Jan 2020</b>						
SEWER	0.00 CCF			\$65.40	\$0.000 /CCF	\$0.009 /SqFt
WATER	13.00 CCF			\$69.96	\$5.382 /CCF	\$0.009 /SqFt
<b>Totals:</b>				<b>\$135.36</b>		

### Energy



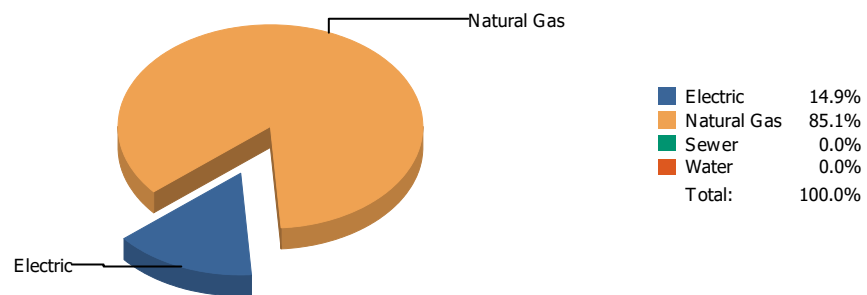
### Cost



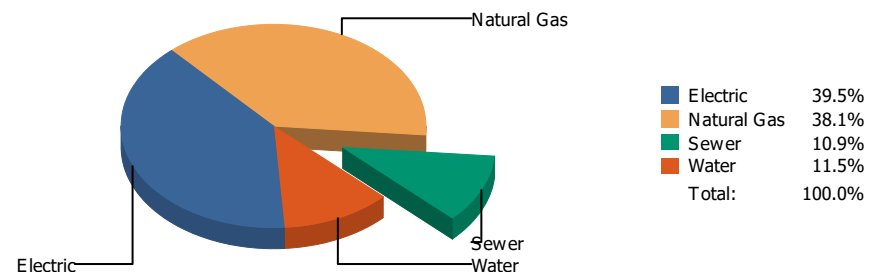
Commodity	Common Use	Energy Use	Energy Use / Area	Total Cost	Cost / Unit	Cost / Area
<b>Place: [NETTRANSPORTATION] N.E. TRANSPORTATION 826 [BUILDING]</b>						
<b>Area: 5,995 SqFt</b>						
<b>Billing Period: Jan 2020</b>						
ELECTRIC	5,609.00 kWh	19,138 KBtu	3.192 KBtu/SqFt	\$367.12	\$0.065 /kWh	\$0.061 /SqFt
NATURALGAS	1,769.00 CCF	182,207 KBtu	30.393 KBtu/SqFt	\$887.78	\$0.502 /CCF	\$0.148 /SqFt
SEWER	44.00 CCF			\$433.60	\$9.855 /CCF	\$0.072 /SqFt
WATER	36.00 CCF			\$428.13	\$11.893 /CCF	\$0.071 /SqFt
<b>Totals:</b>		<b>201,345 KBtu</b>	<b>33.585 KBtu/SqFt</b>	<b>\$2,116.63</b>		



### Energy

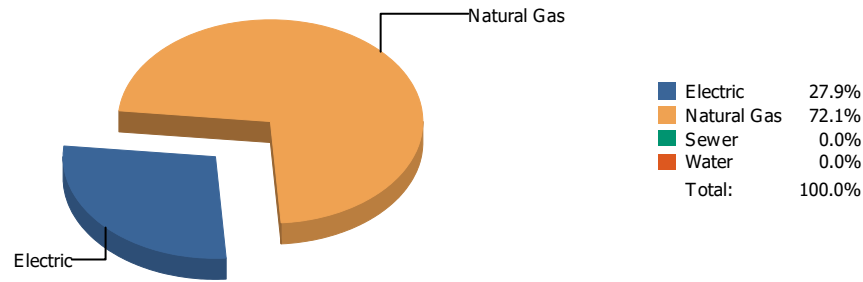


### Cost

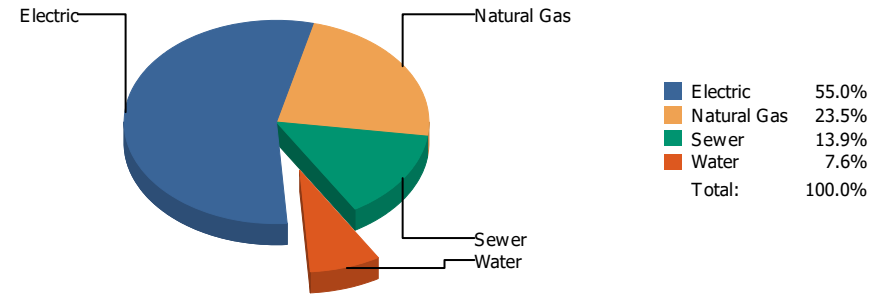


Commodity	Common Use	Energy Use	Energy Use / Area	Total Cost	Cost / Unit	Cost / Area
<b>Place: [NEWMAN] NEWMAN ELEMENTARY 133 [BUILDING]</b>						
<b>Area: 73,291 SqFt</b>						
<b>Billing Period: Jan 2020</b>						
ELECTRIC	25,055.00 kWh	85,488 KBtu	1.166 KBtu/SqFt	\$2,501.70	\$0.100 /kWh	\$0.034 /SqFt
NATURALGAS	4,722.00 CCF	486,366 KBtu	6.636 KBtu/SqFt	\$2,414.83	\$0.511 /CCF	\$0.033 /SqFt
SEWER	248.00 CCF			\$691.67	\$2.789 /CCF	\$0.009 /SqFt
WATER	237.00 CCF			\$731.13	\$3.085 /CCF	\$0.010 /SqFt
<b>Totals:</b>		<b>571,854 KBtu</b>	<b>7.803 KBtu/SqFt</b>	<b>\$6,339.33</b>		

**Energy**

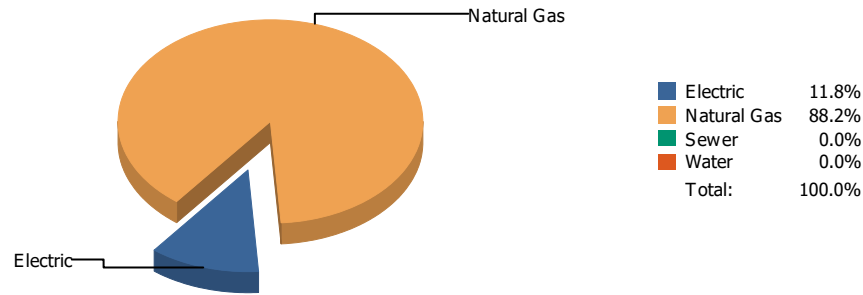


**Cost**

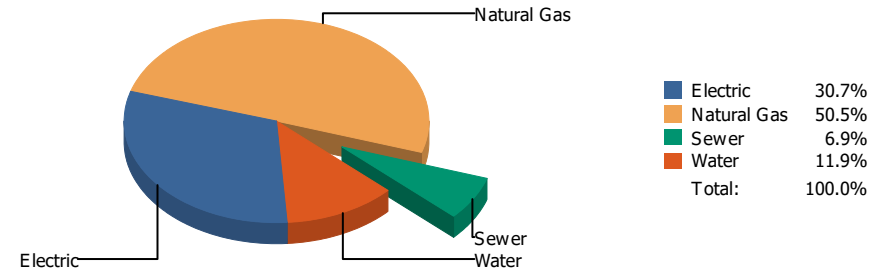


Commodity	Common Use	Energy Use	Energy Use / Area	Total Cost	Cost / Unit	Cost / Area
<b>Place: [NIXON] L.A. NIXON 161 [BUILDING]</b>						
<b>Area: 76,873 SqFt</b>						
<b>Billing Period: Jan 2020</b>						
ELECTRIC	32,440.00 kWh	110,685 KBtu	1.440 KBtu/SqFt	\$3,427.97	\$0.106 /kWh	\$0.045 /SqFt
NATURALGAS	2,783.00 CCF	286,649 KBtu	3.729 KBtu/SqFt	\$1,462.44	\$0.525 /CCF	\$0.019 /SqFt
SEWER	226.00 CCF			\$869.02	\$3.845 /CCF	\$0.011 /SqFt
WATER	68.00 CCF			\$475.95	\$6.999 /CCF	\$0.006 /SqFt
<b>Totals:</b>		<b>397,334 KBtu</b>	<b>5.169 KBtu/SqFt</b>	<b>\$6,235.38</b>		

**Energy**

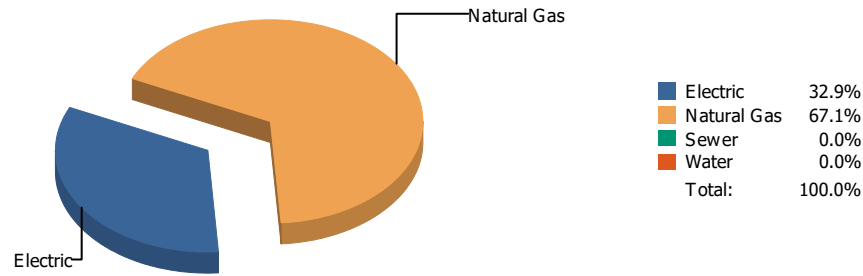


**Cost**

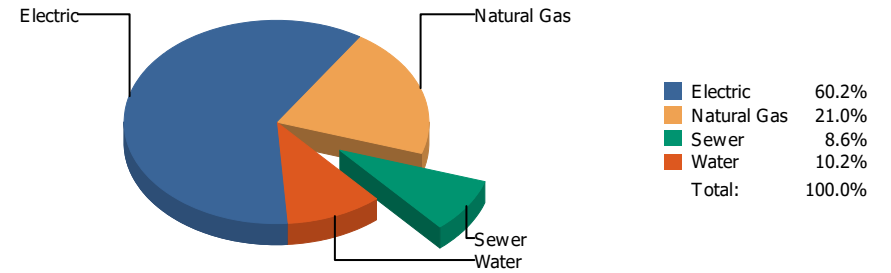


Commodity	Common Use	Energy Use	Energy Use / Area	Total Cost	Cost / Unit	Cost / Area
<b>Place: [OCC-CTR] OCCUPATIONAL CTR. [BUILDING]</b>						
<b>Area: 11,845 SqFt</b>						
<b>Billing Period: Jan 2020</b>						
ELECTRIC	5,200.00 kWh	17,742 KBtu	1.498 KBtu/SqFt	\$421.33	\$0.081 /kWh	\$0.036 /SqFt
NATURALGAS	1,293.00 CCF	133,179 KBtu	11.243 KBtu/SqFt	\$692.31	\$0.535 /CCF	\$0.058 /SqFt
SEWER	7.00 CCF			\$94.48	\$13.497 /CCF	\$0.008 /SqFt
WATER	10.00 CCF			\$163.54	\$16.354 /CCF	\$0.014 /SqFt
<b>Totals:</b>		<b>150,921 KBtu</b>	<b>12.741 KBtu/SqFt</b>	<b>\$1,371.66</b>		

**Energy**

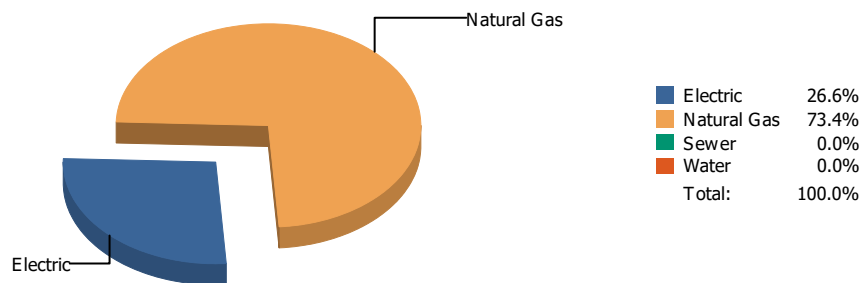


**Cost**

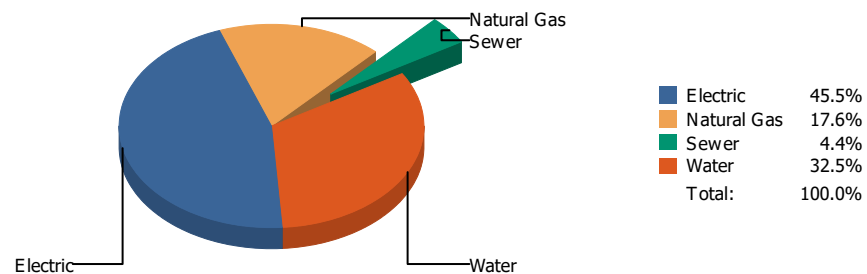


Commodity	Common Use	Energy Use	Energy Use / Area	Total Cost	Cost / Unit	Cost / Area
<b>Place: [PARK] PARK      134 [BUILDING]</b>						
<b>Area: 63,609 SqFt</b>						
<b>Billing Period: Jan 2020</b>						
ELECTRIC	32,029.00 kWh	109,283 KBtu	1.718 KBtu/SqFt	\$3,459.19	\$0.108 /kWh	\$0.054 /SqFt
NATURALGAS	2,162.00 CCF	222,686 KBtu	3.501 KBtu/SqFt	\$1,207.58	\$0.559 /CCF	\$0.019 /SqFt
SEWER	104.00 CCF			\$495.76	\$4.767 /CCF	\$0.008 /SqFt
WATER	128.00 CCF			\$586.53	\$4.582 /CCF	\$0.009 /SqFt
<b>Totals:</b>		<b>331,969 KBtu</b>	<b>5.219 KBtu/SqFt</b>	<b>\$5,749.06</b>		

**Energy**

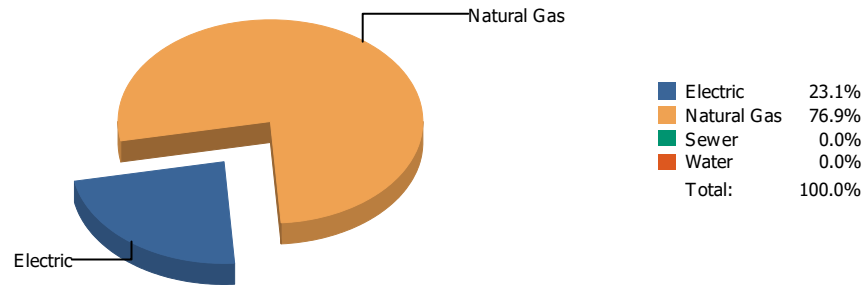


**Cost**

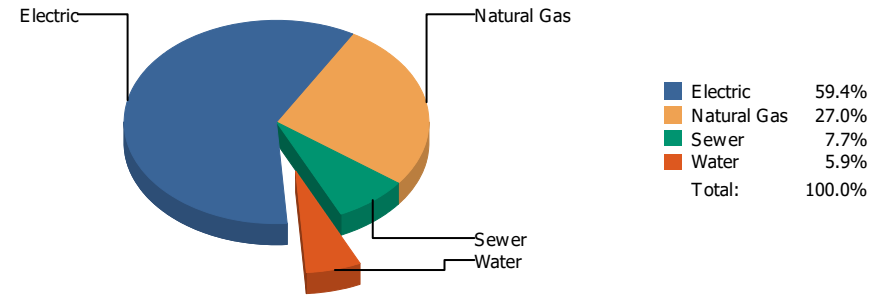


Commodity	Common Use	Energy Use	Energy Use / Area	Total Cost	Cost / Unit	Cost / Area
<b>Place: [PAUL-MORENO_1] PAUL MORENO 167 [BUILDING]</b>						
<b>Area: 87,824 SqFt</b>						
<b>Billing Period: Jan 2020</b>						
ELECTRIC	42,400.00 kWh	144,669 KBtu	1.647 KBtu/SqFt	\$4,910.84	\$0.116 /kWh	\$0.056 /SqFt
NATURALGAS	3,875.00 CCF	399,125 KBtu	4.545 KBtu/SqFt	\$1,906.14	\$0.492 /CCF	\$0.022 /SqFt
SEWER	82.00 CCF			\$471.65	\$5.752 /CCF	\$0.005 /SqFt
WATER	558.00 CCF			\$3,515.38	\$6.300 /CCF	\$0.040 /SqFt
<b>Totals:</b>		<b>543,794 KBtu</b>	<b>6.192 KBtu/SqFt</b>	<b>\$10,804.01</b>		

**Energy**

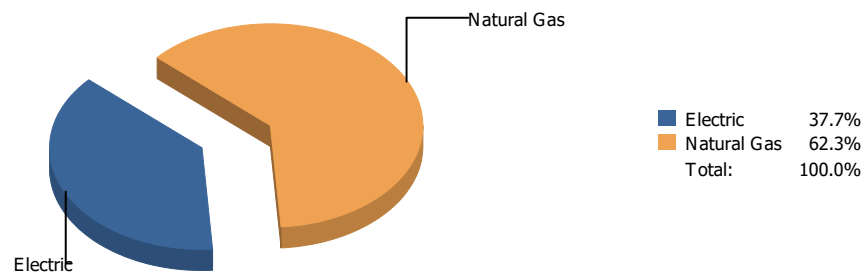


**Cost**

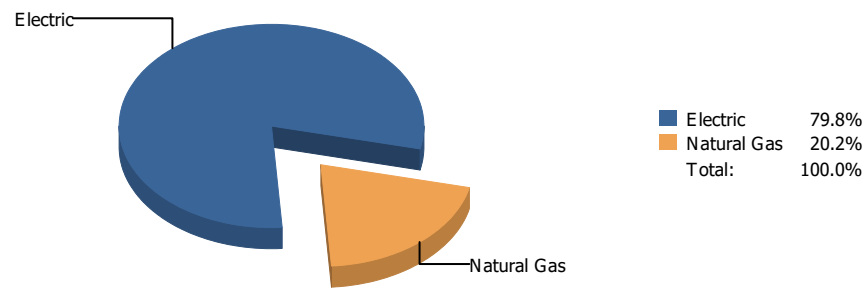


Commodity	Common Use	Energy Use	Energy Use / Area	Total Cost	Cost / Unit	Cost / Area
<b>Place: [POLK] POLK      159 [BUILDING]</b>						
<b>Area: 67,321 SqFt</b>						
<b>Billing Period: Jan 2020</b>						
ELECTRIC	35,620.00 kWh	121,535 KBtu	1.805 KBtu/SqFt	\$4,261.16	\$0.120 /kWh	\$0.063 /SqFt
NATURALGAS	3,936.00 CCF	405,408 KBtu	6.022 KBtu/SqFt	\$1,939.78	\$0.493 /CCF	\$0.029 /SqFt
SEWER	160.00 CCF			\$552.27	\$3.452 /CCF	\$0.008 /SqFt
WATER	88.00 CCF			\$421.63	\$4.791 /CCF	\$0.006 /SqFt
<b>Totals:</b>		<b>526,943 KBtu</b>	<b>7.827 KBtu/SqFt</b>	<b>\$7,174.84</b>		

### Energy

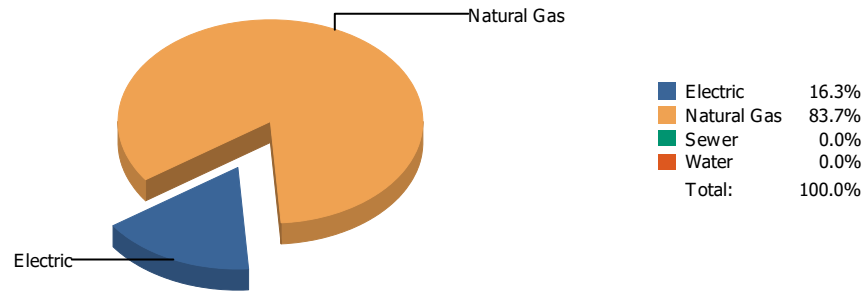


### Cost

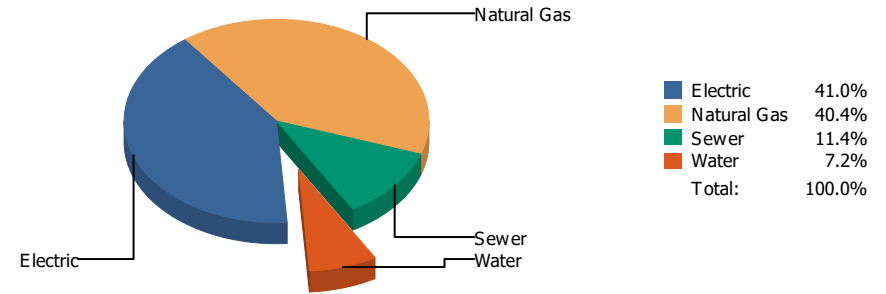


Commodity	Common Use	Energy Use	Energy Use / Area	Total Cost	Cost / Unit	Cost / Area
<b>Place: [POWELL_2] POWELL</b>		<b>175 [BUILDING]</b>				
<b>Area: 79,770 SqFt</b>						
<b>Billing Period: Jan 2020</b>						
ELECTRIC	38,880.00 kWh	132,659 KBtu	1.663 KBtu/SqFt	\$4,085.31	\$0.105 /kWh	\$0.051 /SqFt
NATURALGAS	2,126.00 CCF	218,978 KBtu	2.745 KBtu/SqFt	\$1,035.09	\$0.487 /CCF	\$0.013 /SqFt
<b>Totals:</b>		<b>351,637 KBtu</b>	<b>4.408 KBtu/SqFt</b>	<b>\$5,120.40</b>		

**Energy**



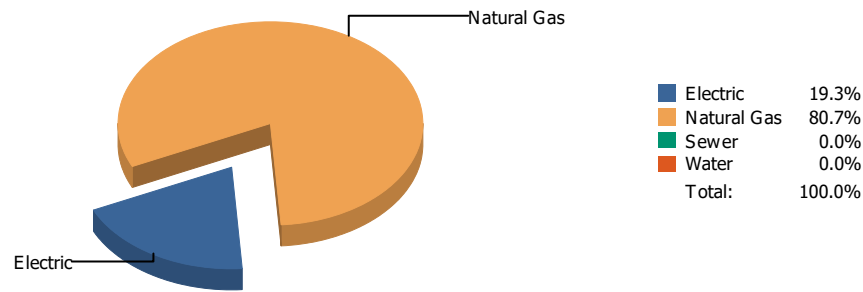
**Cost**



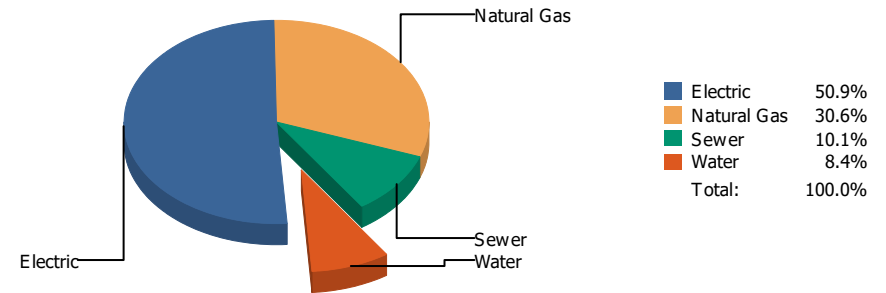
Commodity	Common Use	Energy Use	Energy Use / Area	Total Cost	Cost / Unit	Cost / Area
<b>Place: [PROFESSIONAL-DEV] EPISD PROF DEVELOPMENT CENTER931 [BUILDING]</b>						
<b>Area: 18,400 SqFt</b>						
<b>Billing Period: Jan 2020</b>						
ELECTRIC	9,240.00 kWh	31,527 KBtu	1.713 KBtu/SqFt	\$820.76	\$0.089 /kWh	\$0.045 /SqFt
NATURALGAS	1,576.00 CCF	162,328 KBtu	8.822 KBtu/SqFt	\$809.29	\$0.514 /CCF	\$0.044 /SqFt
SEWER	72.00 CCF			\$228.38	\$3.172 /CCF	\$0.012 /SqFt
WATER	16.00 CCF			\$144.99	\$9.062 /CCF	\$0.008 /SqFt
<b>Totals:</b>		<b>193,855 KBtu</b>	<b>10.536 KBtu/SqFt</b>	<b>\$2,003.42</b>		



**Energy**

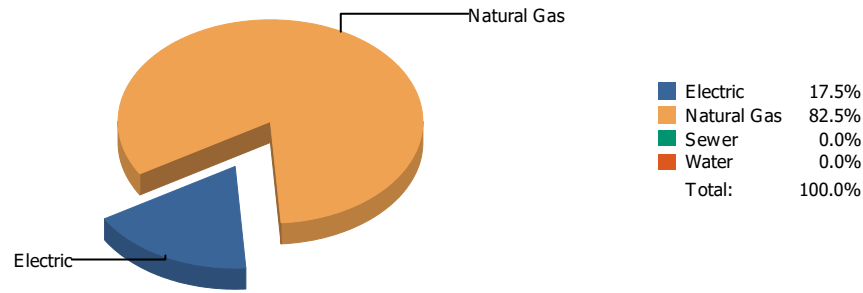


**Cost**

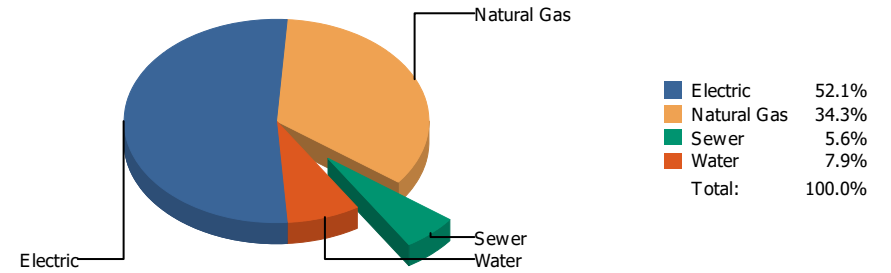


Commodity	Common Use	Energy Use	Energy Use / Area	Total Cost	Cost / Unit	Cost / Area
<b>Place: [PUTNAM] PUTNAM 135 [BUILDING]</b>						
<b>Area: 61,978 SqFt</b>						
<b>Billing Period: Jan 2020</b>						
ELECTRIC	22,610.00 kWh	77,145 KBtu	1.245 KBtu/SqFt	\$2,682.83	\$0.119 /kWh	\$0.043 /SqFt
NATURALGAS	3,139.00 CCF	323,317 KBtu	5.217 KBtu/SqFt	\$1,610.87	\$0.513 /CCF	\$0.026 /SqFt
SEWER	152.00 CCF			\$531.53	\$3.497 /CCF	\$0.008 /SqFt
WATER	135.00 CCF			\$440.76	\$3.265 /CCF	\$0.007 /SqFt
<b>Totals:</b>		<b>400,462 KBtu</b>	<b>6.461 KBtu/SqFt</b>	<b>\$5,265.99</b>		

**Energy**

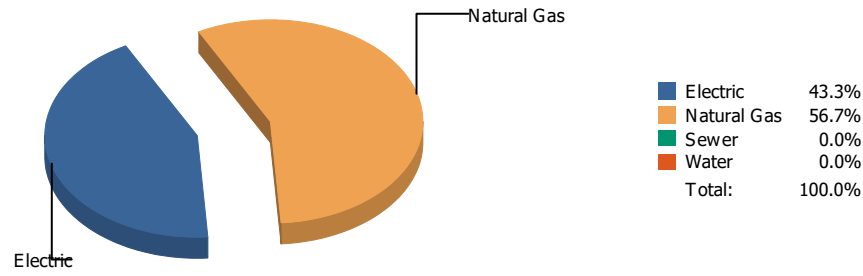


**Cost**

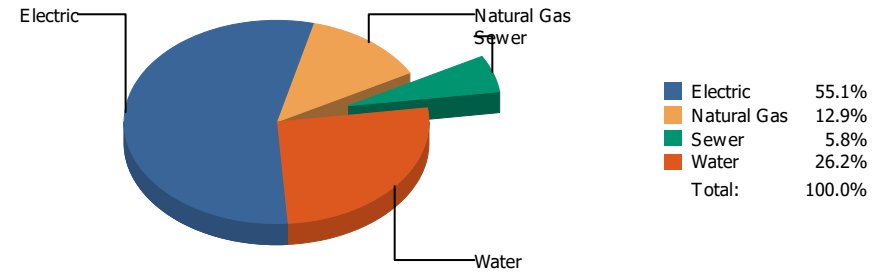


Commodity	Common Use	Energy Use	Energy Use / Area	Total Cost	Cost / Unit	Cost / Area
<b>Place: [RICHARDS] RICHARDSON [BUILDING]</b>						
<b>Area: 115,872 SqFt</b>						
<b>Billing Period: Jan 2020</b>						
ELECTRIC	45,900.00 kWh	156,611 KBtu	1.352 KBtu/SqFt	\$4,714.16	\$0.103 /kWh	\$0.041 /SqFt
NATURALGAS	7,148.00 CCF	736,244 KBtu	6.354 KBtu/SqFt	\$3,107.56	\$0.435 /CCF	\$0.027 /SqFt
SEWER	140.00 CCF			\$511.07	\$3.651 /CCF	\$0.004 /SqFt
WATER	167.00 CCF			\$714.45	\$4.278 /CCF	\$0.006 /SqFt
<b>Totals:</b>		<b>892,855 KBtu</b>	<b>7.706 KBtu/SqFt</b>	<b>\$9,047.24</b>		

**Energy**

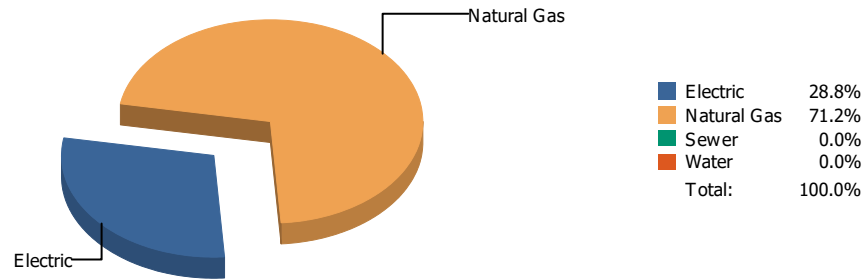


**Cost**

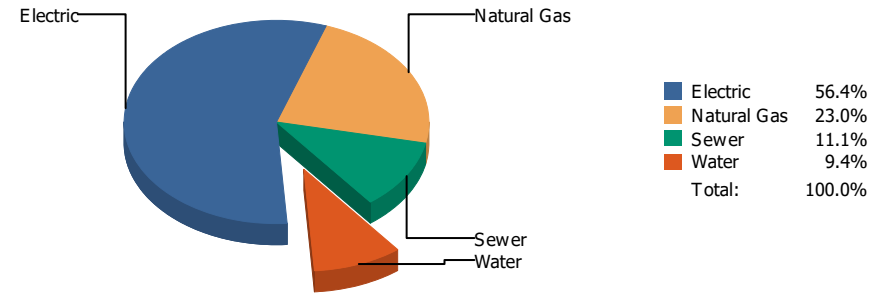


Commodity	Common Use	Energy Use	Energy Use / Area	Total Cost	Cost / Unit	Cost / Area
<b>Place: [RIVERA] RIVERA      156 [BUILDING]</b>						
<b>Area: 77,562 SqFt</b>						
<b>Billing Period: Jan 2020</b>						
ELECTRIC	44,456.00 kWh	151,684 KBtu	1.956 KBtu/SqFt	\$4,758.04	\$0.107 /kWh	\$0.061 /SqFt
NATURALGAS	1,932.00 CCF	198,996 KBtu	2.566 KBtu/SqFt	\$1,109.34	\$0.574 /CCF	\$0.014 /SqFt
SEWER	87.00 CCF			\$502.62	\$5.777 /CCF	\$0.006 /SqFt
WATER	397.00 CCF			\$2,260.35	\$5.694 /CCF	\$0.029 /SqFt
<b>Totals:</b>		<b>350,680 KBtu</b>	<b>4.521 KBtu/SqFt</b>	<b>\$8,630.35</b>		

**Energy**

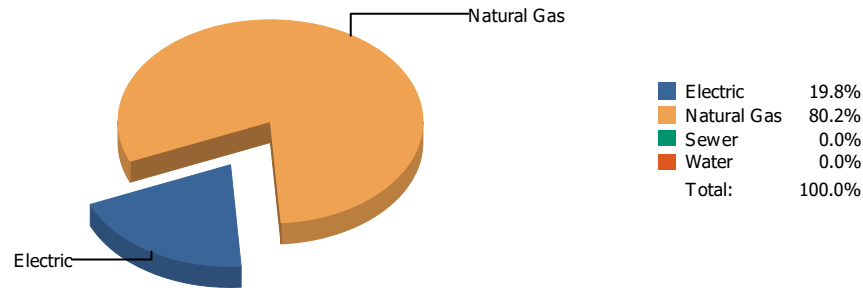


**Cost**

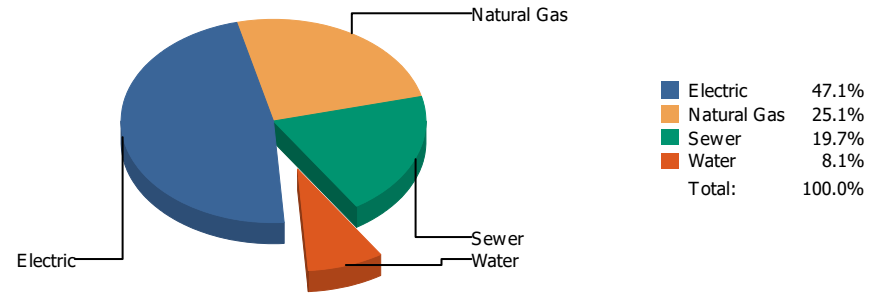


Commodity	Common Use	Energy Use	Energy Use / Area	Total Cost	Cost / Unit	Cost / Area
<b>Place: [ROBERTS] ROBERTS      136 [BUILDING]</b>						
<b>Area: 81,457 SqFt</b>						
<b>Billing Period: Jan 2020</b>						
ELECTRIC	38,800.00 kWh	132,386 KBtu	1.625 KBtu/SqFt	\$3,600.49	\$0.093 /kWh	\$0.044 /SqFt
NATURALGAS	3,170.00 CCF	326,510 KBtu	4.008 KBtu/SqFt	\$1,468.28	\$0.463 /CCF	\$0.018 /SqFt
SEWER	236.00 CCF			\$708.83	\$3.004 /CCF	\$0.009 /SqFt
WATER	144.00 CCF			\$602.40	\$4.183 /CCF	\$0.007 /SqFt
<b>Totals:</b>		<b>458,896 KBtu</b>	<b>5.634 KBtu/SqFt</b>	<b>\$6,380.00</b>		

**Energy**

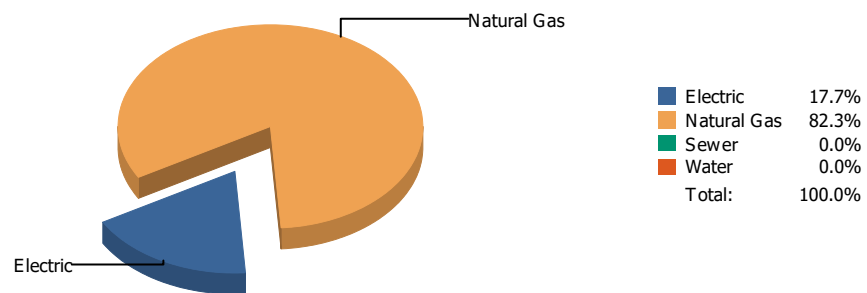


**Cost**

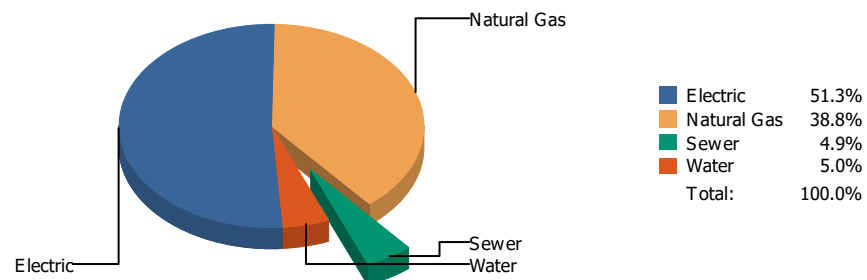


Commodity	Common Use	Energy Use	Energy Use / Area	Total Cost	Cost / Unit	Cost / Area
<b>Place: [ROSS] ROSS      042 [BUILDING]</b>						
<b>Area: 131,497 SqFt</b>						
<b>Billing Period: Jan 2020</b>						
ELECTRIC	34,439.00 kWh	117,506 KBtu	0.894 KBtu/SqFt	\$3,883.13	\$0.113 /kWh	\$0.029 /SqFt
NATURALGAS	4,625.00 CCF	476,375 KBtu	3.623 KBtu/SqFt	\$2,069.80	\$0.448 /CCF	\$0.016 /SqFt
SEWER	679.00 CCF			\$1,621.41	\$2.388 /CCF	\$0.012 /SqFt
WATER	196.00 CCF			\$663.55	\$3.385 /CCF	\$0.005 /SqFt
<b>Totals:</b>		<b>593,881 KBtu</b>	<b>4.516 KBtu/SqFt</b>	<b>\$8,237.89</b>		

### Energy

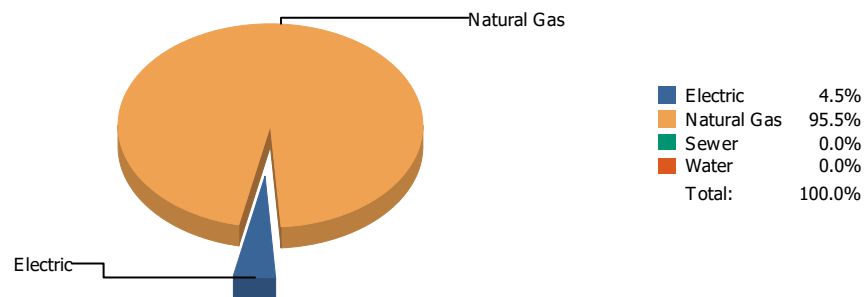


### Cost

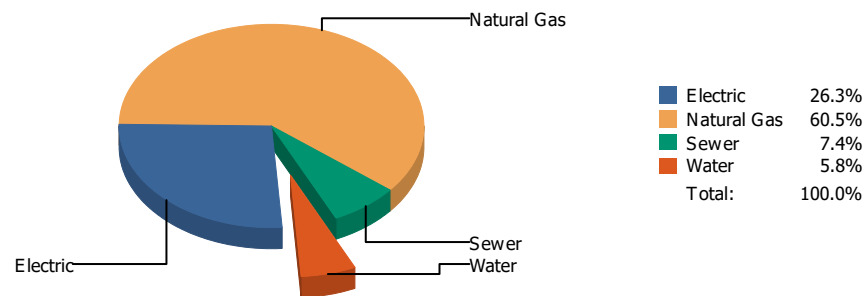


Commodity	Common Use	Energy Use	Energy Use / Area	Total Cost	Cost / Unit	Cost / Area
<b>Place: [RUSK] RUSK      138 [BUILDING]</b>						
<b>Area: 67,240 SqFt</b>						
<b>Billing Period: Jan 2020</b>						
ELECTRIC	22,589.00 kWh	77,074 KBtu	1.146 KBtu/SqFt	\$2,318.90	\$0.103 /kWh	\$0.034 /SqFt
NATURALGAS	3,480.00 CCF	358,440 KBtu	5.331 KBtu/SqFt	\$1,751.59	\$0.503 /CCF	\$0.026 /SqFt
SEWER	9.00 CCF			\$220.00	\$24.444 /CCF	\$0.003 /SqFt
WATER	41.00 CCF			\$228.14	\$5.564 /CCF	\$0.003 /SqFt
<b>Totals:</b>		<b>435,514 KBtu</b>	<b>6.477 KBtu/SqFt</b>	<b>\$4,518.63</b>		

**Energy**

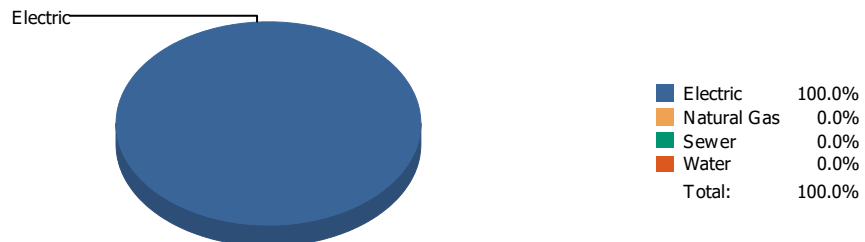


**Cost**

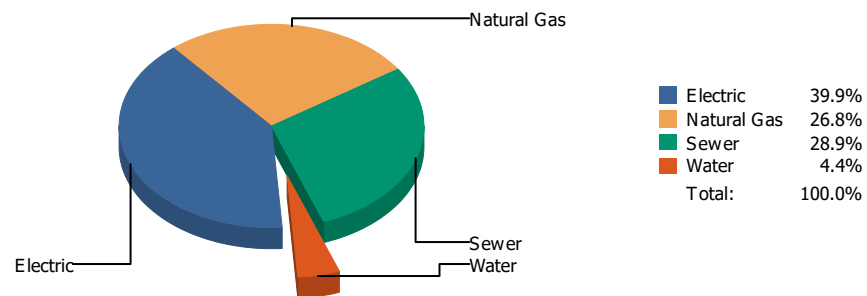


Commodity	Common Use	Energy Use	Energy Use / Area	Total Cost	Cost / Unit	Cost / Area
<b>Place: [SAN-JAC] SAN JACINTO 139 [BUILDING]</b>						
<b>Area: 29,589 SqFt</b>						
<b>Billing Period: Jan 2020</b>						
ELECTRIC	4,200.00 kWh	14,330 KBtu	0.484 KBtu/SqFt	\$600.10	\$0.143 /kWh	\$0.020 /SqFt
NATURALGAS	2,961.00 CCF	304,983 KBtu	10.307 KBtu/SqFt	\$1,381.97	\$0.467 /CCF	\$0.047 /SqFt
SEWER	33.00 CCF			\$168.71	\$5.112 /CCF	\$0.006 /SqFt
WATER	9.00 CCF			\$132.49	\$14.721 /CCF	\$0.004 /SqFt
<b>Totals:</b>		<b>319,313 KBtu</b>	<b>10.792 KBtu/SqFt</b>	<b>\$2,283.27</b>		

**Energy**



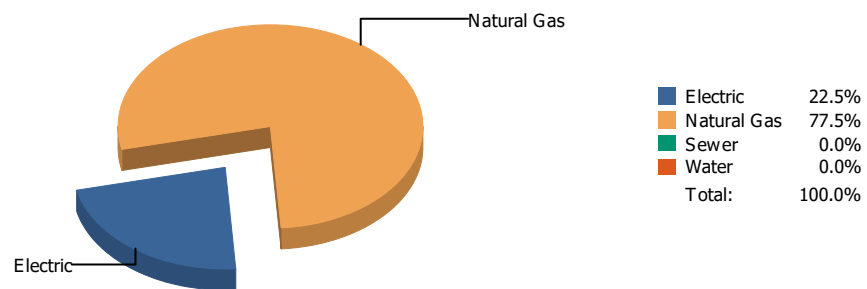
**Cost**



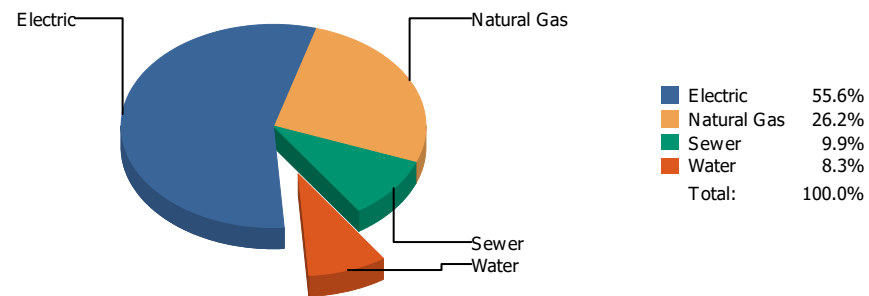
Commodity	Common Use	Energy Use	Energy Use / Area	Total Cost	Cost / Unit	Cost / Area
<b>Place: [SCHUSTER] SCHUSTER 140 [BUILDING]</b>						
<b>Area: 34,371 SqFt</b>						
<b>Billing Period: Jan 2020</b>						
ELECTRIC	320.00 kWh	1,092 KBtu	0.032 KBtu/SqFt	\$219.05	\$0.685 /kWh	\$0.006 /SqFt
NATURALGAS	0.00 CCF	0 KBtu	0.000 KBtu/SqFt	\$146.99	\$0.000 /CCF	\$0.004 /SqFt
SEWER	28.00 CCF			\$158.41	\$5.658 /CCF	\$0.005 /SqFt
WATER	0.00 CCF			\$23.97	\$0.000 /CCF	\$0.001 /SqFt
<b>Totals:</b>		<b>1,092 KBtu</b>	<b>0.032 KBtu/SqFt</b>	<b>\$548.42</b>		



### Energy

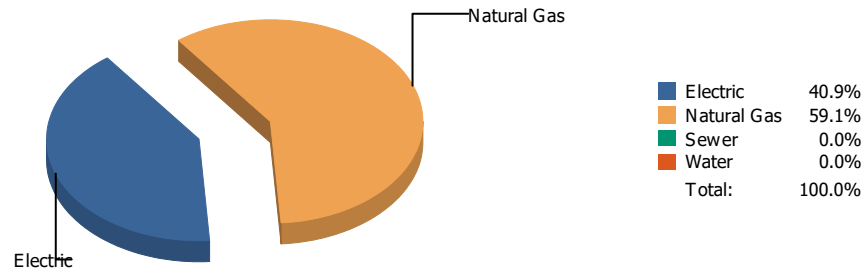


### Cost

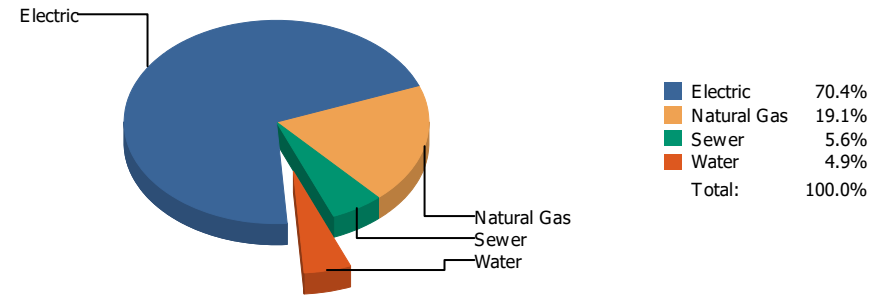


Commodity	Common Use	Energy Use	Energy Use / Area	Total Cost	Cost / Unit	Cost / Area
<b>Place: [STANTON] STANTON 141 [BUILDING]</b>						
<b>Area: 75,957 SqFt</b>						
<b>Billing Period: Jan 2020</b>						
ELECTRIC	19,418.00 kWh	66,254 KBtu	0.872 KBtu/SqFt	\$2,602.44	\$0.134 /kWh	\$0.034 /SqFt
NATURALGAS	2,218.00 CCF	228,454 KBtu	3.008 KBtu/SqFt	\$1,227.63	\$0.553 /CCF	\$0.016 /SqFt
SEWER	136.00 CCF			\$460.95	\$3.389 /CCF	\$0.006 /SqFt
WATER	129.00 CCF			\$388.08	\$3.008 /CCF	\$0.005 /SqFt
<b>Totals:</b>		<b>294,708 KBtu</b>	<b>3.880 KBtu/SqFt</b>	<b>\$4,679.10</b>		

### Energy

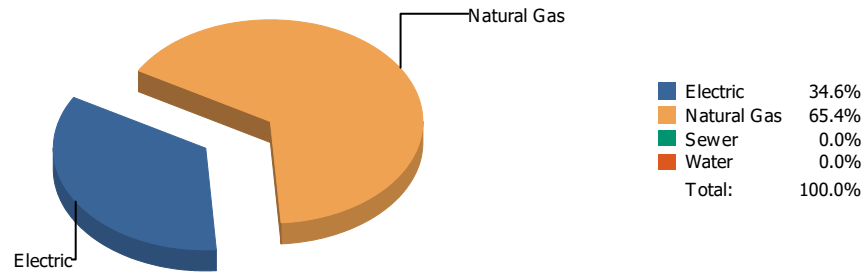


### Cost

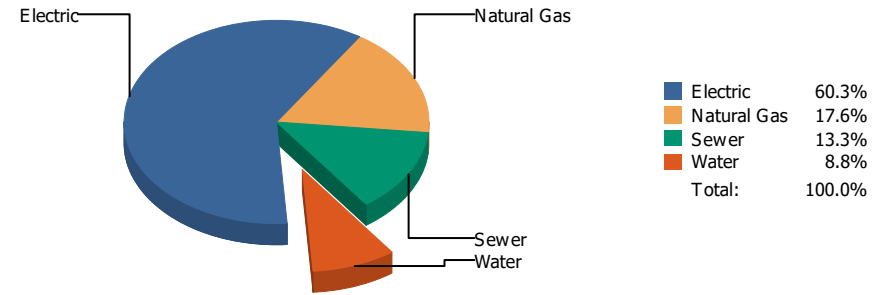


Commodity	Common Use	Energy Use	Energy Use / Area	Total Cost	Cost / Unit	Cost / Area
<b>Place: [SUNSET-HIGH_1] SUNSET HIGH SCHOOL [BUILDING]</b>						
<b>Area: 33,263 SqFt</b>						
<b>Billing Period: Jan 2020</b>						
ELECTRIC	30,560.00 kWh	104,271 KBtu	3.135 KBtu/SqFt	\$2,802.33	\$0.092 /kWh	\$0.084 /SqFt
NATURALGAS	1,460.00 CCF	150,380 KBtu	4.521 KBtu/SqFt	\$760.06	\$0.521 /CCF	\$0.023 /SqFt
SEWER	59.00 CCF			\$222.27	\$3.767 /CCF	\$0.007 /SqFt
WATER	37.00 CCF			\$195.21	\$5.276 /CCF	\$0.006 /SqFt
<b>Totals:</b>		<b>254,651 KBtu</b>	<b>7.656 KBtu/SqFt</b>	<b>\$3,979.87</b>		

**Energy**



**Cost**



Commodity	Common Use	Energy Use	Energy Use / Area	Total Cost	Cost / Unit	Cost / Area
<b>Place: [TELLES] R. TELLES ACADEMY 027 [BUILDING]</b>						
<b>Area: 38,000 SqFt</b>						
<b>Billing Period: Jan 2020</b>						
ELECTRIC	17,800.00 kWh	60,734 KBtu	1.598 KBtu/SqFt	\$2,123.05	\$0.119 /kWh	\$0.056 /SqFt
NATURALGAS	1,117.00 CCF	115,051 KBtu	3.028 KBtu/SqFt	\$619.53	\$0.555 /CCF	\$0.016 /SqFt
SEWER	119.00 CCF			\$467.81	\$3.931 /CCF	\$0.012 /SqFt
WATER	23.00 CCF			\$310.03	\$13.480 /CCF	\$0.008 /SqFt
<b>Totals:</b>		<b>175,785 KBtu</b>	<b>4.626 KBtu/SqFt</b>	<b>\$3,520.42</b>		

**Energy**

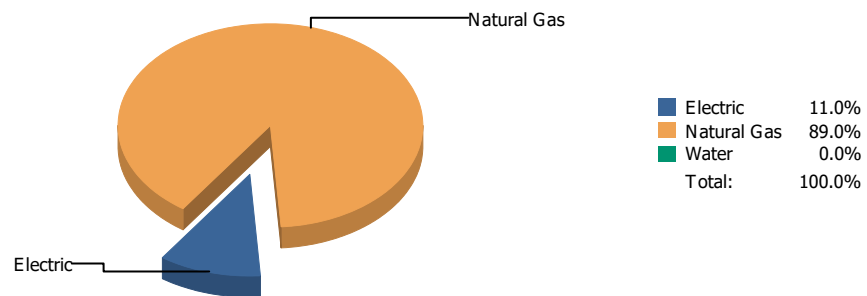
**Cost**

■ Natural Gas 0.0%  
Total: 100.0%

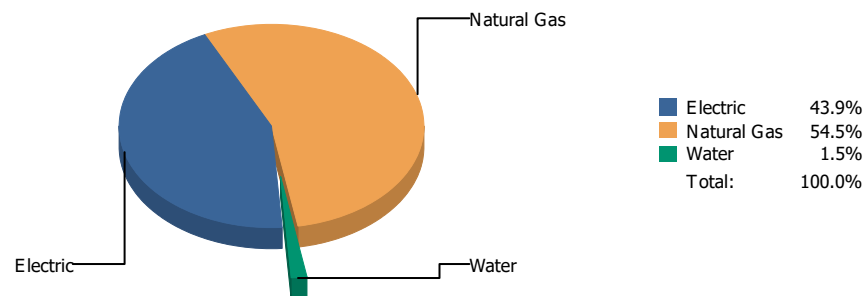
■ Natural Gas 0.0%  
Total: 100.0%

Commodity	Common Use	Energy Use	Energy Use / Area	Total Cost	Cost / Unit	Cost / Area
<b>Place: [TENNISCENTER_2] TENNIS CENTER 000 [BUILDING]</b>						
<b>Area: 3,867 SqFt</b>						
<b>Billing Period: Jan 2020</b>						
NATURALGAS	0.00 CCF	0 KBtu	0.000 KBtu/SqFt	\$0.00	\$0.000 /CCF	\$0.000 /SqFt
<b>Totals:</b>		<b>0 KBtu</b>	<b>0.000 KBtu/SqFt</b>	<b>\$0.00</b>		

### Energy

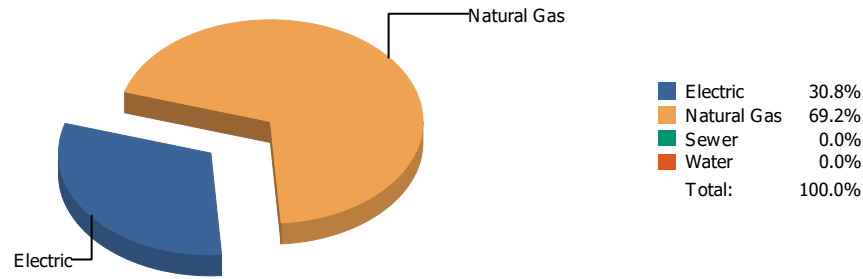


### Cost

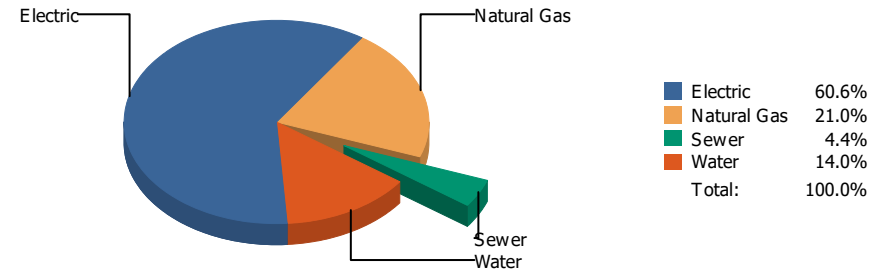


Commodity	Common Use	Energy Use	Energy Use / Area	Total Cost	Cost / Unit	Cost / Area
<b>Place: [TERRACE] TERRACE HILLS 048 [BUILDING]</b>						
<b>Area: 138,021 SqFt</b>						
<b>Billing Period: Jan 2020</b>						
ELECTRIC	15,150.00 kWh	51,692 KBtu	0.375 KBtu/SqFt	\$1,608.24	\$0.106 /kWh	\$0.012 /SqFt
NATURALGAS	4,077.00 CCF	419,931 KBtu	3.043 KBtu/SqFt	\$1,997.97	\$0.490 /CCF	\$0.014 /SqFt
WATER	0.00 CCF			\$56.66	\$0.000 /CCF	\$0.000 /SqFt
<b>Totals:</b>		<b>471,623 KBtu</b>	<b>3.417 KBtu/SqFt</b>	<b>\$3,662.87</b>		

**Energy**

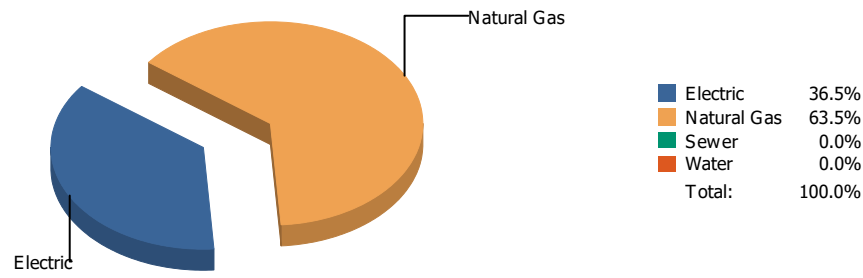


**Cost**

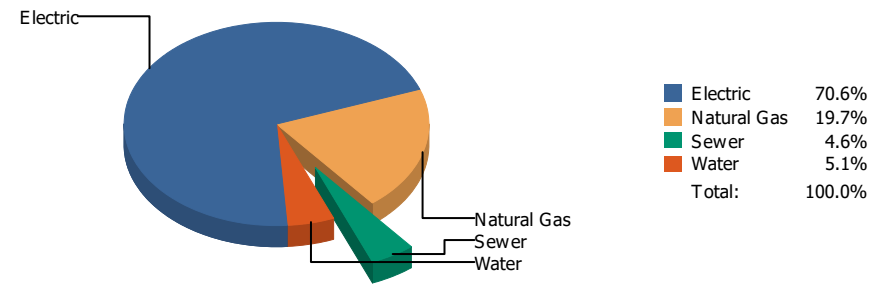


Commodity	Common Use	Energy Use	Energy Use / Area	Total Cost	Cost / Unit	Cost / Area
<b>Place: [TIPPENELEMENTARY] TIPPIN ELEMENTARY 168 [BUILDING]</b>						
<b>Area: 88,360 SqFt</b>						
<b>Billing Period: Jan 2020</b>						
ELECTRIC	60,000.00 kWh	204,720 KBtu	2.317 KBtu/SqFt	\$5,791.76	\$0.097 /kWh	\$0.066 /SqFt
NATURALGAS	4,470.00 CCF	460,410 KBtu	5.211 KBtu/SqFt	\$2,005.66	\$0.449 /CCF	\$0.023 /SqFt
SEWER	96.00 CCF			\$420.43	\$4.379 /CCF	\$0.005 /SqFt
WATER	186.00 CCF			\$1,339.62	\$7.202 /CCF	\$0.015 /SqFt
<b>Totals:</b>		<b>665,130 KBtu</b>	<b>7.528 KBtu/SqFt</b>	<b>\$9,557.47</b>		

### Energy

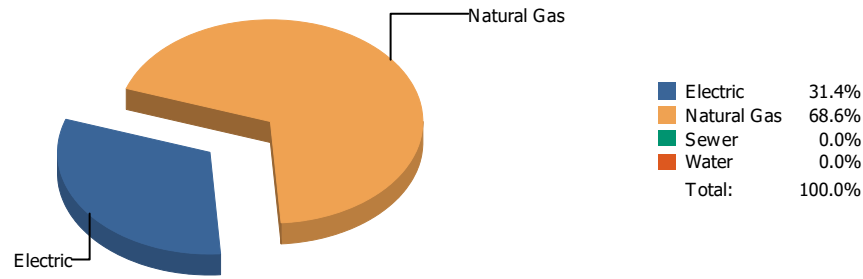


### Cost

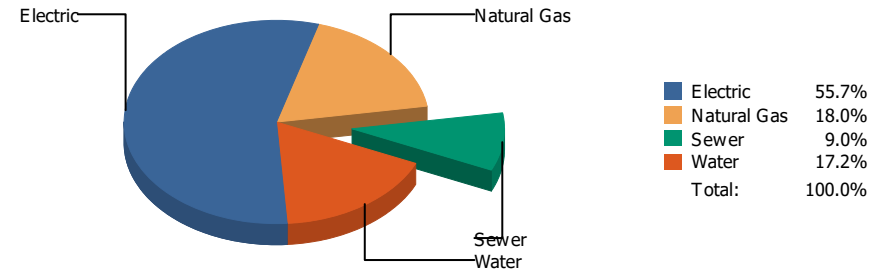


Commodity	Common Use	Energy Use	Energy Use / Area	Total Cost	Cost / Unit	Cost / Area
<b>Place: [TOMLEA_2] TOM LEA 178 [BUILDING]</b>						
<b>Area: 88,828 SqFt</b>						
<b>Billing Period: Jan 2020</b>						
ELECTRIC	63,120.00 kWh	215,365 KBtu	2.425 KBtu/SqFt	\$5,957.64	\$0.094 /kWh	\$0.067 /SqFt
NATURALGAS	3,635.00 CCF	374,405 KBtu	4.215 KBtu/SqFt	\$1,657.82	\$0.456 /CCF	\$0.019 /SqFt
SEWER	81.00 CCF			\$389.53	\$4.809 /CCF	\$0.004 /SqFt
WATER	65.00 CCF			\$431.15	\$6.633 /CCF	\$0.005 /SqFt
<b>Totals:</b>		<b>589,770 KBtu</b>	<b>6.639 KBtu/SqFt</b>	<b>\$8,436.14</b>		

**Energy**



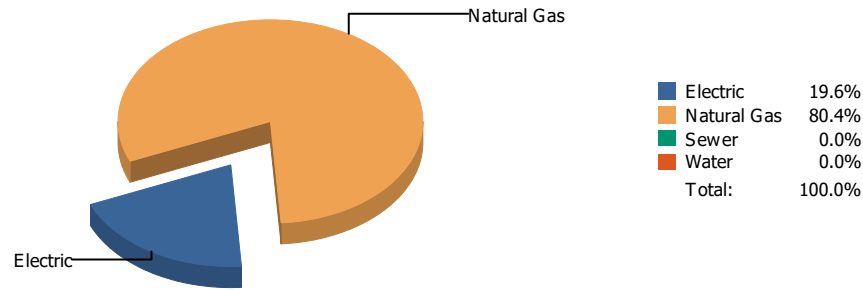
**Cost**



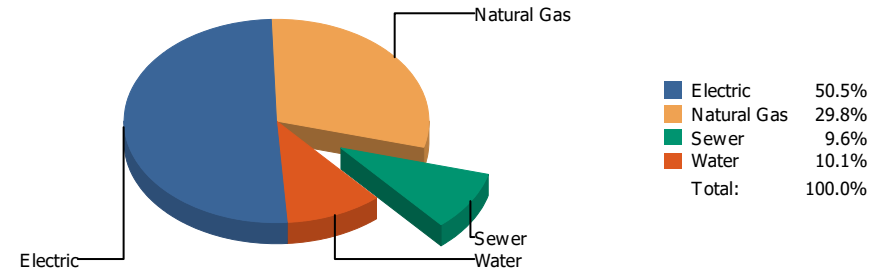
Commodity	Common Use	Energy Use	Energy Use / Area	Total Cost	Cost / Unit	Cost / Area
<b>Place: [TRAVIS] TRAVIS      143 [BUILDING]</b>						
<b>Area: 78,925 SqFt</b>						
<b>Billing Period: Jan 2020</b>						
ELECTRIC	18,360.00 kWh	62,644 KBtu	0.794 KBtu/SqFt	\$2,179.91	\$0.119 /kWh	\$0.028 /SqFt
NATURALGAS	1,327.00 CCF	136,681 KBtu	1.732 KBtu/SqFt	\$705.36	\$0.532 /CCF	\$0.009 /SqFt
SEWER	84.00 CCF			\$353.83	\$4.212 /CCF	\$0.004 /SqFt
WATER	116.00 CCF			\$675.11	\$5.820 /CCF	\$0.008 /SqFt
<b>Totals:</b>		<b>199,325 KBtu</b>	<b>2.526 KBtu/SqFt</b>	<b>\$3,914.21</b>		



**Energy**

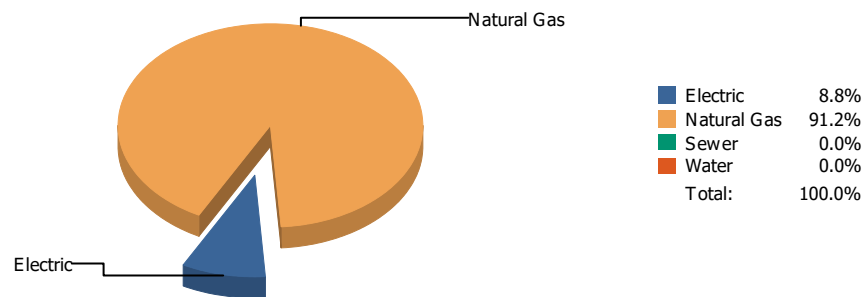


**Cost**

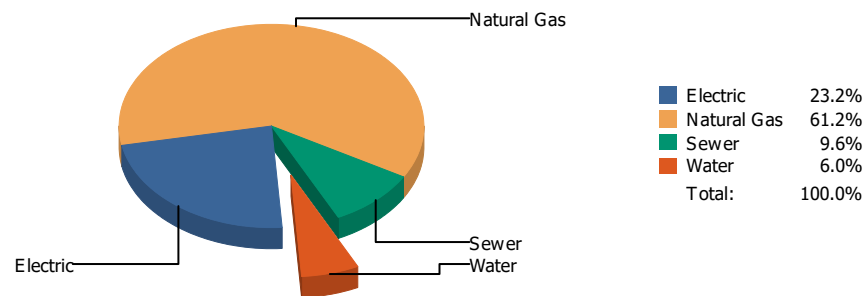


Commodity	Common Use	Energy Use	Energy Use / Area	Total Cost	Cost / Unit	Cost / Area
<b>Place: [VILAS] VILAS      144 [BUILDING]</b>						
<b>Area: 66,992 SqFt</b>						
<b>Billing Period: Jan 2020</b>						
ELECTRIC	22,416.00 kWh	76,483 KBtu	1.142 KBtu/SqFt	\$2,925.30	\$0.131 /kWh	\$0.044 /SqFt
NATURALGAS	3,042.00 CCF	313,326 KBtu	4.677 KBtu/SqFt	\$1,727.17	\$0.568 /CCF	\$0.026 /SqFt
SEWER	75.00 CCF			\$557.42	\$7.432 /CCF	\$0.008 /SqFt
WATER	62.00 CCF			\$588.20	\$9.487 /CCF	\$0.009 /SqFt
<b>Totals:</b>		<b>389,809 KBtu</b>	<b>5.819 KBtu/SqFt</b>	<b>\$5,798.09</b>		

### Energy



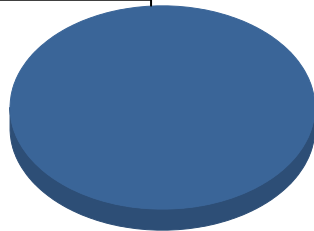
### Cost



Commodity	Common Use	Energy Use	Energy Use / Area	Total Cost	Cost / Unit	Cost / Area
<b>Place: [WAINWRIG] WAINWRIGHT 145 [BUILDING]</b>						
<b>Area: 38,227 SqFt</b>						
<b>Billing Period: Jan 2020</b>						
ELECTRIC	8,883.00 kWh	30,309 KBtu	0.793 KBtu/SqFt	\$594.71	\$0.067 /kWh	\$0.015 /SqFt
NATURALGAS	3,047.00 CCF	313,841 KBtu	8.210 KBtu/SqFt	\$1,572.91	\$0.516 /CCF	\$0.041 /SqFt
SEWER	22.00 CCF			\$246.78	\$11.217 /CCF	\$0.006 /SqFt
WATER	8.00 CCF			\$154.22	\$19.278 /CCF	\$0.004 /SqFt
<b>Totals:</b>		<b>344,150 KBtu</b>	<b>9.003 KBtu/SqFt</b>	<b>\$2,568.62</b>		

**Energy**

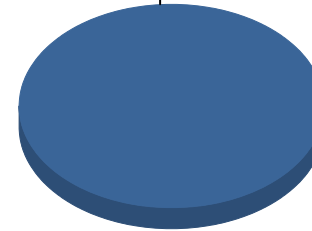
Electric



■ Electric 100.0%  
Total: 100.0%

**Cost**

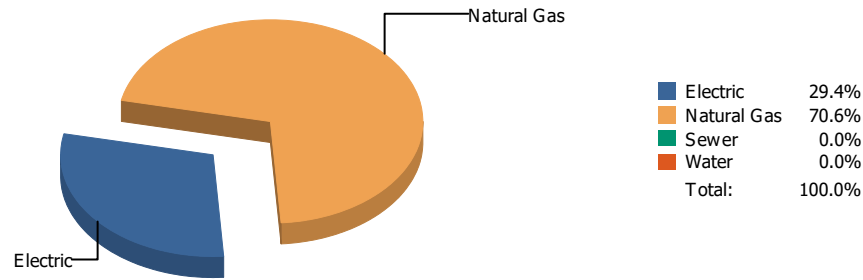
Electric



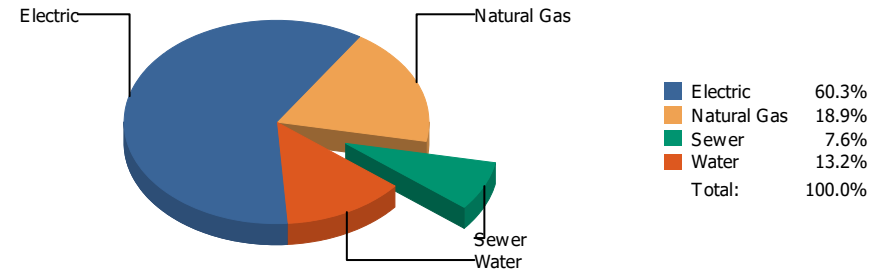
■ Electric 100.0%  
Total: 100.0%

Commodity	Common Use	Energy Use	Energy Use / Area	Total Cost	Cost / Unit	Cost / Area
<b>Place: [WESTSIDE] WESTSIDE TRANSPORTATION 951 [BUILDING]</b>						
<b>Area: 4,040 SqFt</b>						
<b>Billing Period: Jan 2020</b>						
ELECTRIC	2,216.00 kWh	7,561 KBtu	1.872 KBtu/SqFt	\$234.46	\$0.106 /kWh	\$0.058 /SqFt
<b>Totals:</b>		<b>7,561 KBtu</b>	<b>1.872 KBtu/SqFt</b>	<b>\$234.46</b>		

**Energy**

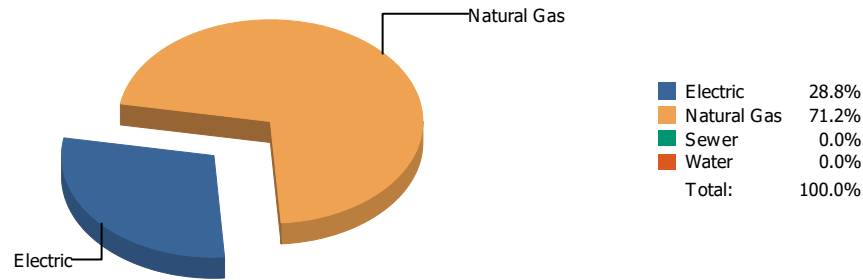


**Cost**

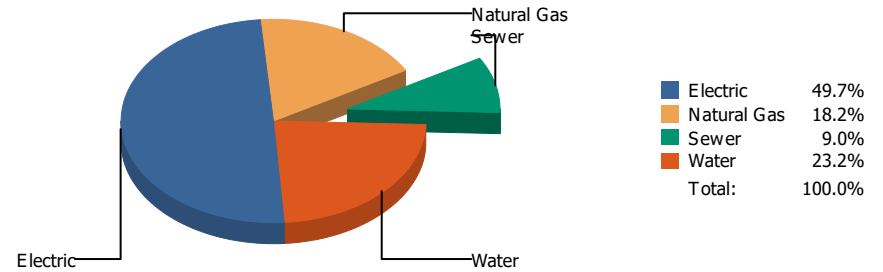


Commodity	Common Use	Energy Use	Energy Use / Area	Total Cost	Cost / Unit	Cost / Area
<b>Place: [W-HILLS] WESTERN HILLS 146 [BUILDING]</b>						
<b>Area: 77,753 SqFt</b>						
<b>Billing Period: Jan 2020</b>						
ELECTRIC	29,520.00 kWh	100,722 KBtu	1.295 KBtu/SqFt	\$3,604.57	\$0.122 /kWh	\$0.046 /SqFt
NATURALGAS	2,349.00 CCF	241,947 KBtu	3.112 KBtu/SqFt	\$1,127.12	\$0.480 /CCF	\$0.014 /SqFt
SEWER	54.00 CCF			\$454.20	\$8.411 /CCF	\$0.006 /SqFt
WATER	198.00 CCF			\$787.64	\$3.978 /CCF	\$0.010 /SqFt
<b>Totals:</b>		<b>342,669 KBtu</b>	<b>4.407 KBtu/SqFt</b>	<b>\$5,973.53</b>		

**Energy**

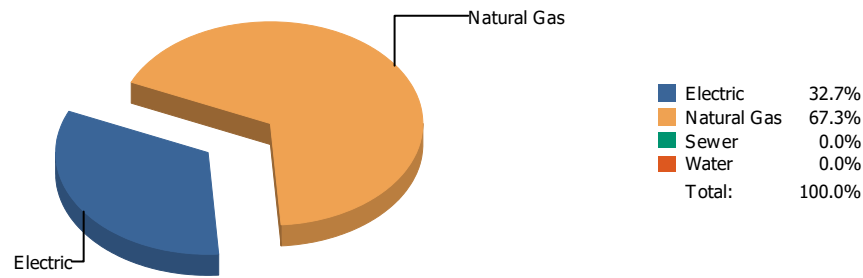


**Cost**

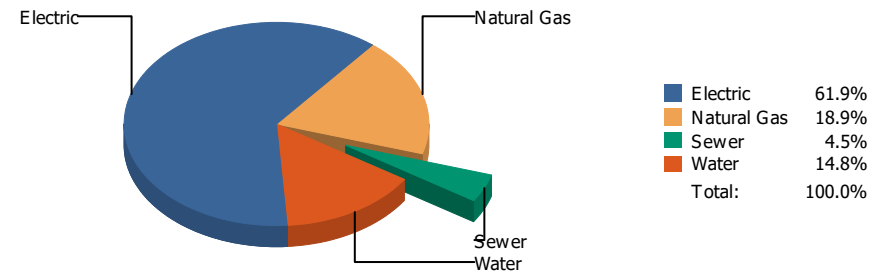


Commodity	Common Use	Energy Use	Energy Use / Area	Total Cost	Cost / Unit	Cost / Area
<b>Place: [WHITAKER] WHITAKER 153 [BUILDING]</b>						
<b>Area: 89,458 SqFt</b>						
<b>Billing Period: Jan 2020</b>						
ELECTRIC	40,800.00 kWh	139,210 KBtu	1.556 KBtu/SqFt	\$4,200.10	\$0.103 /kWh	\$0.047 /SqFt
NATURALGAS	3,342.00 CCF	344,226 KBtu	3.848 KBtu/SqFt	\$1,536.90	\$0.460 /CCF	\$0.017 /SqFt
SEWER	211.00 CCF			\$758.06	\$3.593 /CCF	\$0.008 /SqFt
WATER	516.00 CCF			\$1,962.83	\$3.804 /CCF	\$0.022 /SqFt
<b>Totals:</b>		<b>483,436 KBtu</b>	<b>5.404 KBtu/SqFt</b>	<b>\$8,457.89</b>		

### Energy

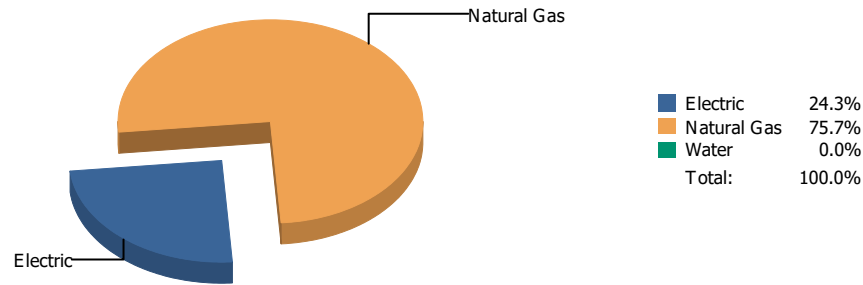


### Cost

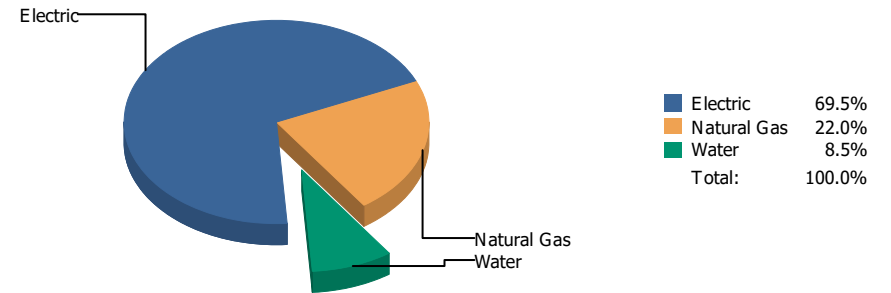


Commodity	Common Use	Energy Use	Energy Use / Area	Total Cost	Cost / Unit	Cost / Area
<b>Place: [WHITE] ZACH WHITE ELEMENTARY NEW-1997 [BUILDING]</b>						
<b>Area: 92,458 SqFt</b>						
<b>Billing Period: Jan 2020</b>						
ELECTRIC	44,400.00 kWh	151,493 KBtu	1.639 KBtu/SqFt	\$5,119.24	\$0.115 /kWh	\$0.055 /SqFt
NATURALGAS	3,023.00 CCF	311,369 KBtu	3.368 KBtu/SqFt	\$1,563.49	\$0.517 /CCF	\$0.017 /SqFt
SEWER	82.00 CCF			\$370.38	\$4.517 /CCF	\$0.004 /SqFt
WATER	196.00 CCF			\$1,223.48	\$6.242 /CCF	\$0.013 /SqFt
<b>Totals:</b>		<b>462,862 KBtu</b>	<b>5.006 KBtu/SqFt</b>	<b>\$8,276.59</b>		

**Energy**

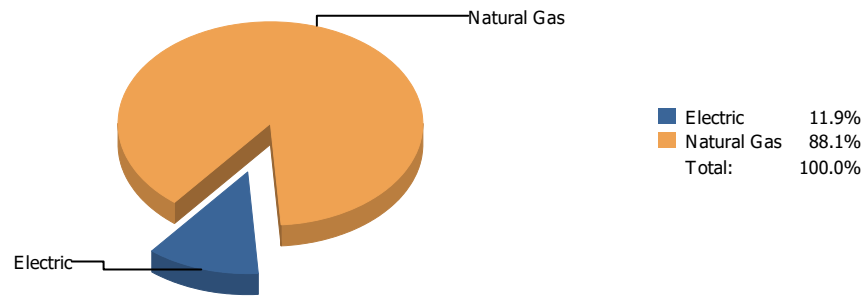


**Cost**

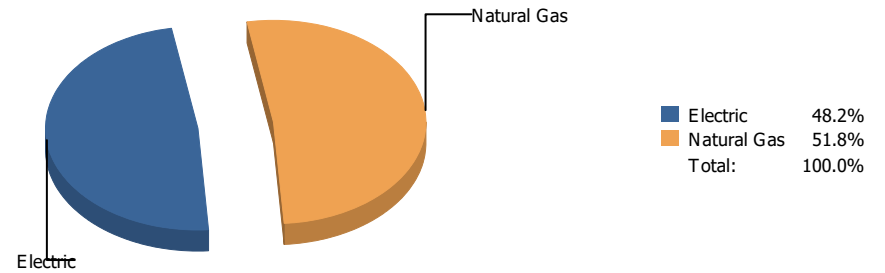


Commodity	Common Use	Energy Use	Energy Use / Area	Total Cost	Cost / Unit	Cost / Area
<b>Place: [WIGGS] WIGGS      052 [BUILDING]</b>						
<b>Area: 110,689 SqFt</b>						
<b>Billing Period: Jan 2020</b>						
ELECTRIC	29,120.00 kWh	99,357 KBtu	0.898 KBtu/SqFt	\$4,413.58	\$0.152 /kWh	\$0.040 /SqFt
NATURALGAS	3,003.00 CCF	309,309 KBtu	2.794 KBtu/SqFt	\$1,397.02	\$0.465 /CCF	\$0.013 /SqFt
WATER	69.00 CCF			\$540.69	\$7.836 /CCF	\$0.005 /SqFt
<b>Totals:</b>		<b>408,666 KBtu</b>	<b>3.692 KBtu/SqFt</b>	<b>\$6,351.29</b>		

**Energy**



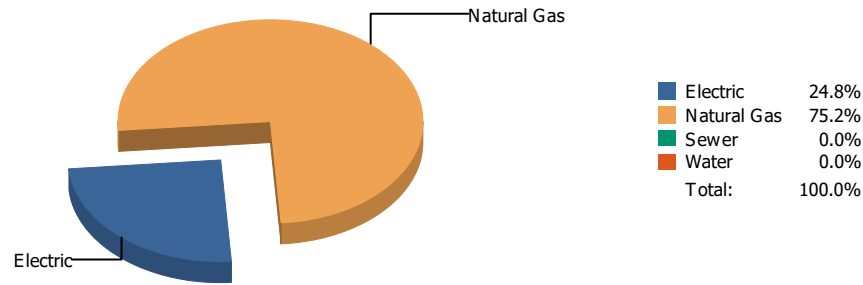
**Cost**



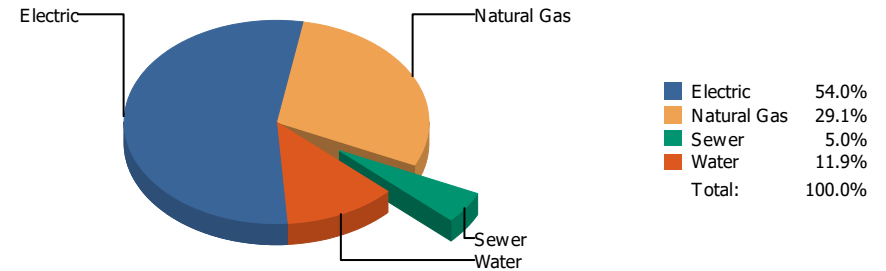
Commodity	Common Use	Energy Use	Energy Use / Area	Total Cost	Cost / Unit	Cost / Area
<b>Place: [ZANEGREYWAREHOUSE] ZANE GREY WAREHOUSE [BUILDING]</b>						
<b>Area: 0 SqFt</b>						
<b>Billing Period: Jan 2020</b>						
ELECTRIC	1,443.00 kWh	4,924 KBtu		\$280.39	\$0.194 /kWh	
NATURALGAS	355.00 CCF	36,565 KBtu		\$301.09	\$0.848 /CCF	
<b>Totals:</b>		<b>41,489 KBtu</b>		<b>\$581.48</b>		



**Energy**

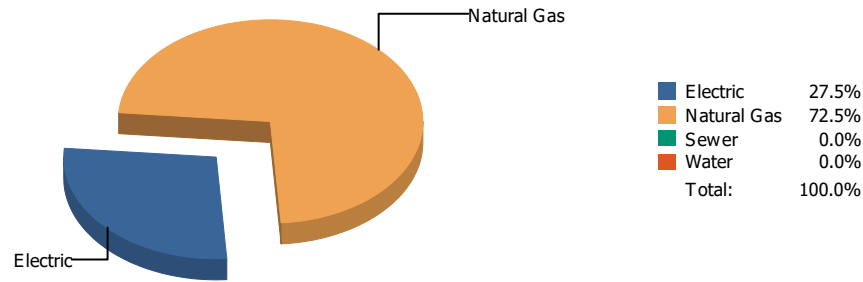


**Cost**

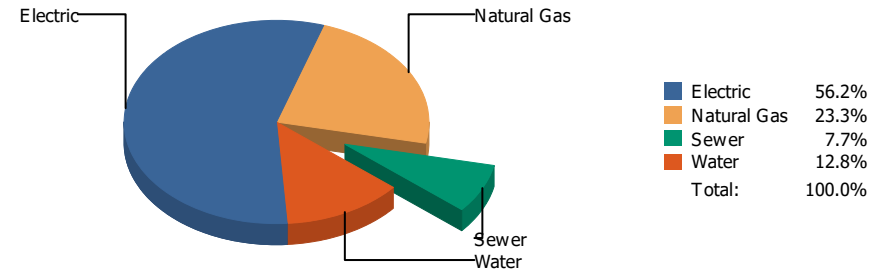


Commodity	Common Use	Energy Use	Energy Use / Area	Total Cost	Cost / Unit	Cost / Area
<b>Place: [ZAVALA] ZAVALA      148 [BUILDING]</b>						
<b>Area: 53,356 SqFt</b>						
<b>Billing Period: Jan 2020</b>						
ELECTRIC	20,911.00 kWh	71,348 KBtu	1.337 KBtu/SqFt	\$1,900.62	\$0.091 /kWh	\$0.036 /SqFt
NATURALGAS	2,095.00 CCF	215,785 KBtu	4.044 KBtu/SqFt	\$1,023.87	\$0.489 /CCF	\$0.019 /SqFt
SEWER	37.00 CCF			\$176.95	\$4.782 /CCF	\$0.003 /SqFt
WATER	35.00 CCF			\$417.31	\$11.923 /CCF	\$0.008 /SqFt
<b>Totals:</b>		<b>287,133 KBtu</b>	<b>5.381 KBtu/SqFt</b>	<b>\$3,518.75</b>		

**Energy**



**Cost**



Commodity	Common Use	Energy Use	Energy Use / Area	Total Cost	Cost / Unit	Cost / Area
<b>Place Summary Report</b>						
<b>Area: 10,735,159 SqFt</b>						
<b>Billing Period: Jan 2020</b>						
ELECTRIC	4,500,873.00 kWh	15,356,979 KBtu	1.430 KBtu/SqFt	\$456,882.96	\$0.102 /kWh	\$0.043 /SqFt
NATURALGAS	394,019.00 CCF	40,583,957 KBtu	3.777 KBtu/SqFt	\$188,924.10	\$0.479 /CCF	\$0.018 /SqFt
SEWER	16,948.00 CCF			\$62,506.46	\$3.688 /CCF	\$0.006 /SqFt
WATER	23,049.00 CCF			\$103,952.85	\$4.510 /CCF	\$0.010 /SqFt
<b>Totals:</b>		<b>55,940,936 KBtu</b>	<b>5.207 KBtu/SqFt</b>	<b>\$812,266.37</b>		

\* Please note per area calculations only include buildings with a floor area greater than 0.

**Requested by:** eagarci2

**Client version:**

**Report version:** 9

**Filters:** Meters in Building Name: Not one of ZACH WHITE MODULAR SCHOOL 147;START SCHOOL EARLY 1 DAY VALUE;STADIUM RATE CHANGES;SKY PARK IB1;SKY PARK I 200;SKY PARK;ROOSEVELT 137;REMCON COTTAGES;PARKDALE COTTAGES 957;NORTHEAST BOOK DEPOSITORY 814;NEW COMPUTERS SINCE JUNE 1990;Lighting;HERCULES COTTAGES 141A;CANYON HILLS PORTABLES;Butterfield Trail Warehouse;BRANON COTTAGES 955 ;BLUE FLAME BLDG.;BARCELONA COTTAGES;ALL REFUNDS AND REBATES; ; Bill is Void Equals 0; Account is Active Equals 1; Bill is from External Vendor Equals 1; ; Billing Period Equals Jan 2020

**Record count:** 0