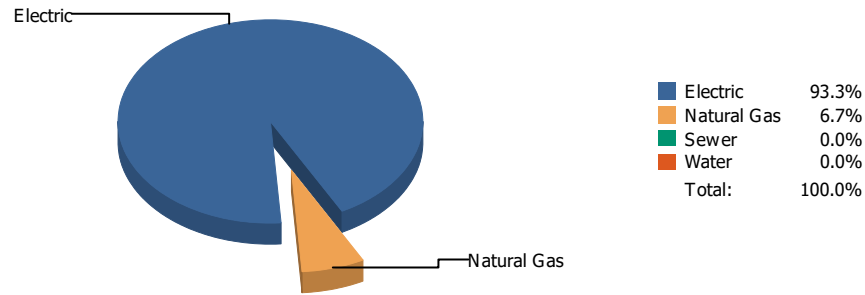
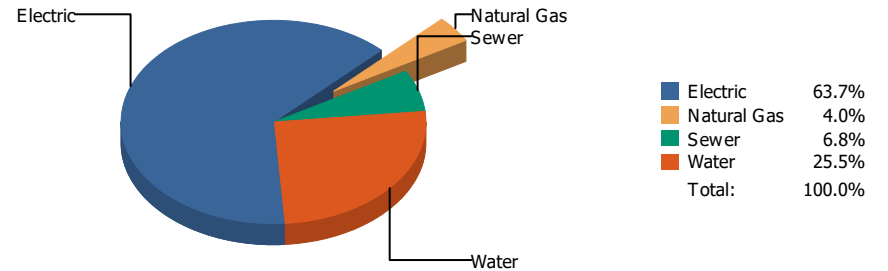


Energy



Cost

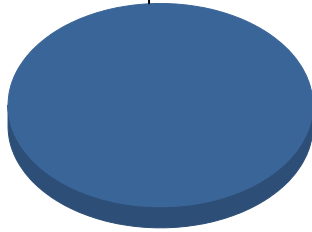


| Commodity | Common Use | Energy Use | Energy Use / Area | Total Cost | Cost / Unit | Cost / Area |
|--|------------------|------------------------|----------------------------------|-----------------------|--------------|--------------------------|
| Place Summary Report | | | | | | |
| Area: 10,213,950 ft² | | | | | | |
| Billing Period: Jul 2024 | | | | | | |
| ELECTRIC | 4,844,771.00 kWh | 16,530,359 Kbtu | 1.539 Kbtu/ft ² | \$917,332.01 | \$0.189 /kWh | \$0.086 /ft ² |
| NATURALGAS | 11,377.00 CCF | 1,178,657 Kbtu | 0.113 Kbtu/ft ² | \$56,874.98 | \$4.999 /CCF | \$0.005 /ft ² |
| SEWER | 11,706.00 CCF | | | \$98,394.67 | \$8.405 /CCF | \$0.009 /ft ² |
| WATER | 55,937.00 CCF | | | \$367,233.96 | \$6.565 /CCF | \$0.035 /ft ² |
| Totals: | | 17,709,016 Kbtu | 1.652 Kbtu/ft² | \$1,439,835.62 | | |

* Please note per area calculations only include buildings with a floor area greater than 0.

Energy

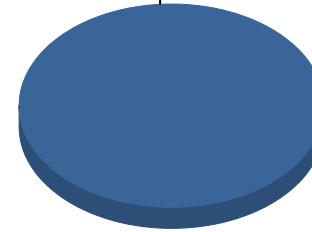
Electric



■ Electric 100.0%
Total: 100.0%

Cost

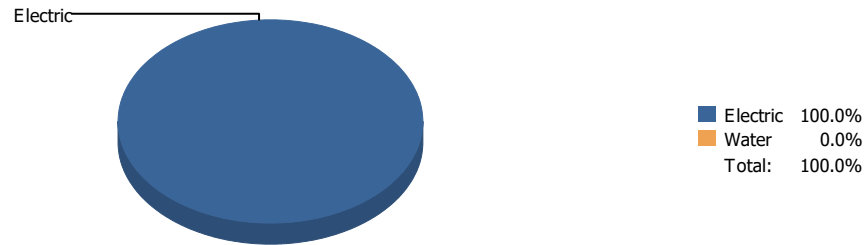
Electric



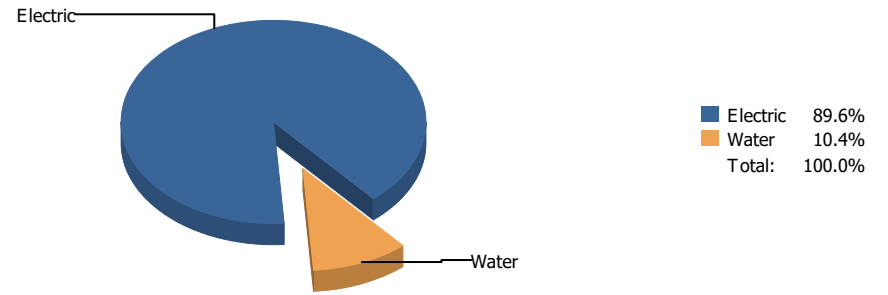
■ Electric 100.0%
Total: 100.0%

| Commodity | Common Use | Energy Use | Energy Use / Area | Total Cost | Cost / Unit | Cost / Area |
|---|--------------|-------------------|----------------------------------|-----------------|--------------|--------------------------|
| Place: [ALAMO] ALAMO 101 [BUILDING] | | | | | | |
| Area: 58,978 ft² | | | | | | |
| Billing Period: Jul 2024 | | | | | | |
| ELECTRIC | 2,891.00 kWh | 9,864 Kbtu | 0.167 Kbtu/ft ² | \$360.99 | \$0.125 /kWh | \$0.006 /ft ² |
| Totals: | | 9,864 Kbtu | 0.167 Kbtu/ft² | \$360.99 | | |

Energy

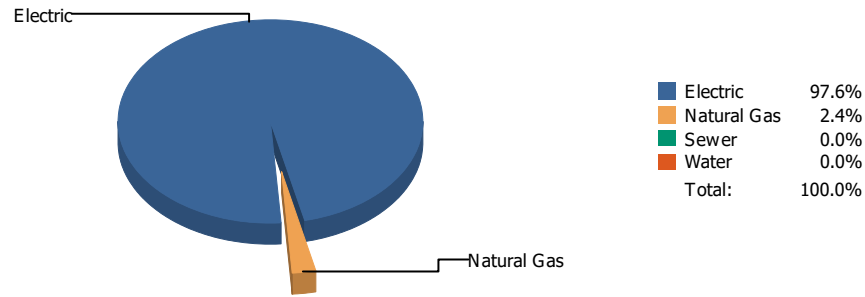


Cost

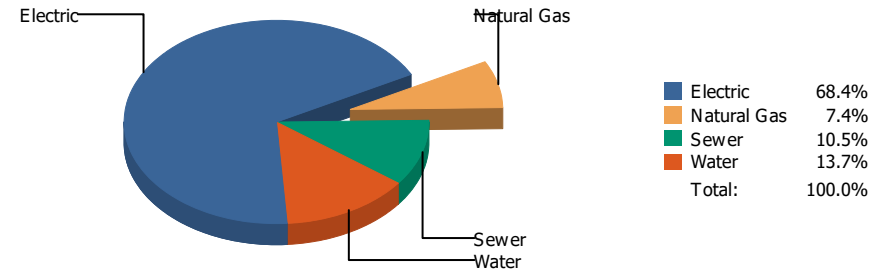


| Commodity | Common Use | Energy Use | Energy Use / Area | Total Cost | Cost / Unit | Cost / Area |
|--|--------------|--------------------|----------------------------------|-----------------|--------------|--------------------------|
| Place: [ALTA] ALTA VISTA 102 [BUILDING] | | | | | | |
| Area: 68,463 ft² | | | | | | |
| Billing Period: Jul 2024 | | | | | | |
| ELECTRIC | 4,101.00 kWh | 13,993 Kbtu | 0.204 Kbtu/ft ² | \$425.44 | \$0.104 /kWh | \$0.006 /ft ² |
| WATER | 0.00 CCF | | | \$49.31 | \$0.000 /CCF | \$0.001 /ft ² |
| Totals: | | 13,993 Kbtu | 0.204 Kbtu/ft² | \$474.75 | | |

Energy

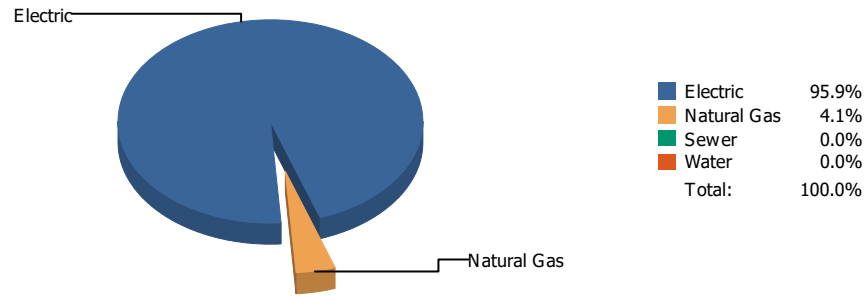


Cost

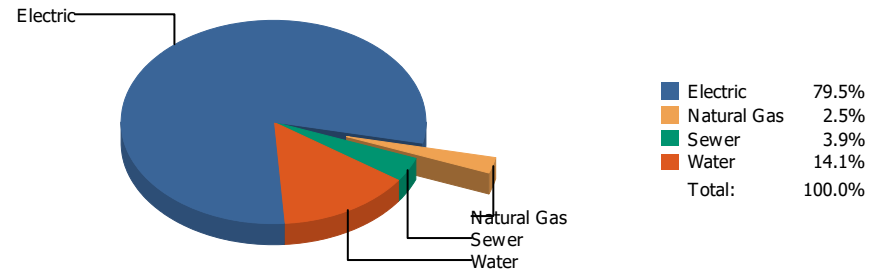


| Commodity | Common Use | Energy Use | Energy Use / Area | Total Cost | Cost / Unit | Cost / Area |
|--|---------------|---------------------|----------------------------------|--------------------|---------------|--------------------------|
| Place: [ADDRESS] ANDRESS HIGH SCHOOL 001 [BUILDING] | | | | | | |
| Area: 266,968 ft² | | | | | | |
| Billing Period: Jul 2024 | | | | | | |
| ELECTRIC | 81,036.00 kWh | 276,495 Kbtu | 1.036 Kbtu/ft ² | \$26,029.26 | \$0.321 /kWh | \$0.097 /ft ² |
| NATURALGAS | 67.00 CCF | 6,941 Kbtu | 0.026 Kbtu/ft ² | \$2,817.94 | \$42.059 /CCF | \$0.010 /ft ² |
| SEWER | 606.00 CCF | | | \$3,982.58 | \$6.572 /CCF | \$0.015 /ft ² |
| WATER | 1,128.00 CCF | | | \$5,216.77 | \$4.625 /CCF | \$0.019 /ft ² |
| Totals: | | 283,436 Kbtu | 1.062 Kbtu/ft² | \$38,046.55 | | |

Energy

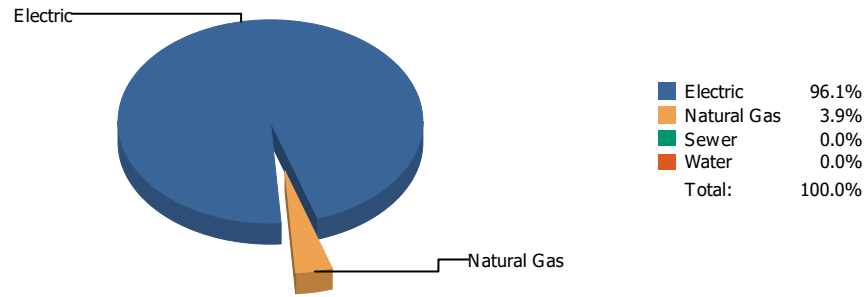


Cost

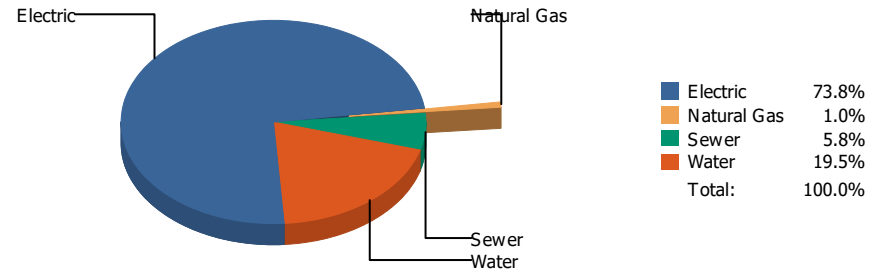


| Commodity | Common Use | Energy Use | Energy Use / Area | Total Cost | Cost / Unit | Cost / Area |
|--|---------------|---------------------|----------------------------------|--------------------|---------------|--------------------------|
| Place: [AOY] AOY ELEMENTARY SCHOOL 103 [BUILDING] | | | | | | |
| Area: 105,486 ft² | | | | | | |
| Billing Period: Jul 2024 | | | | | | |
| ELECTRIC | 79,787.00 kWh | 272,233 Kbtu | 2.581 Kbtu/ft ² | \$18,327.99 | \$0.230 /kWh | \$0.174 /ft ² |
| NATURALGAS | 111.00 CCF | 11,500 Kbtu | 0.109 Kbtu/ft ² | \$574.60 | \$5.177 /CCF | \$0.005 /ft ² |
| SEWER | 39.00 CCF | | | \$898.67 | \$23.043 /CCF | \$0.008 /ft ² |
| WATER | 377.00 CCF | | | \$3,257.88 | \$8.642 /CCF | \$0.031 /ft ² |
| Totals: | | 283,733 Kbtu | 2.690 Kbtu/ft² | \$23,059.14 | | |

Energy

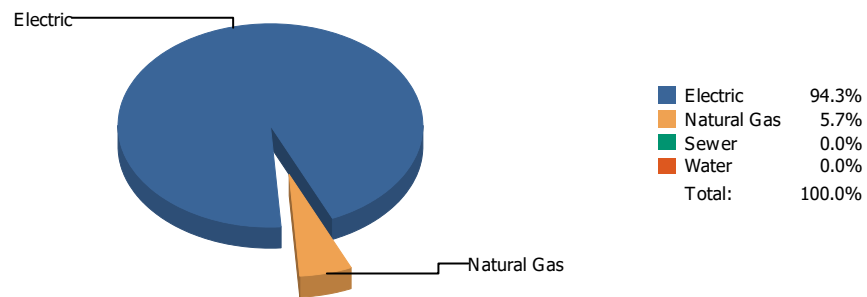


Cost

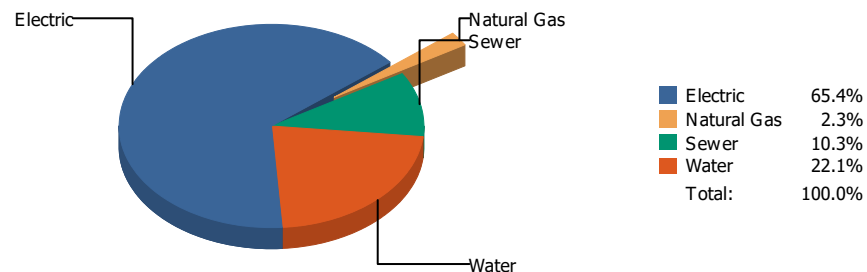


| Commodity | Common Use | Energy Use | Energy Use / Area | Total Cost | Cost / Unit | Cost / Area |
|--|---------------|---------------------|-------------------|--------------------|---------------|-------------|
| Place: [ARCHIE_DURAN-ELE] ARCHIE DURAN ELEMENTARY SCHOOL [BUILDING] | | | | | | |
| Area: 0 ft² | | | | | | |
| Billing Period: Jul 2024 | | | | | | |
| ELECTRIC | 58,812.00 kWh | 200,667 Kbtu | | \$10,228.45 | \$0.174 /kWh | |
| NATURALGAS | 79.00 CCF | 8,184 Kbtu | | \$139.42 | \$1.765 /CCF | |
| SEWER | 50.00 CCF | | | \$800.82 | \$16.016 /CCF | |
| WATER | 272.00 CCF | | | \$2,699.57 | \$9.925 /CCF | |
| Totals: | | 208,851 Kbtu | | \$13,868.26 | | |

Energy

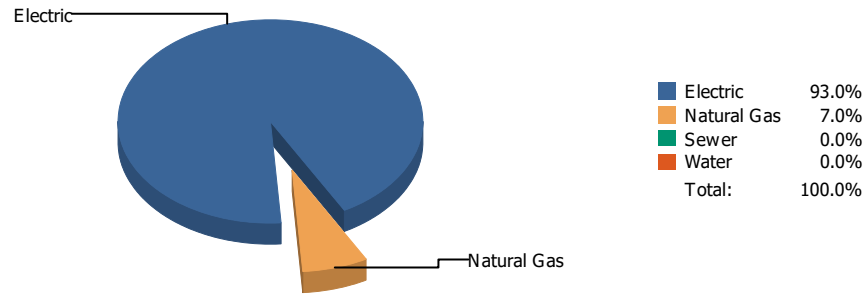


Cost

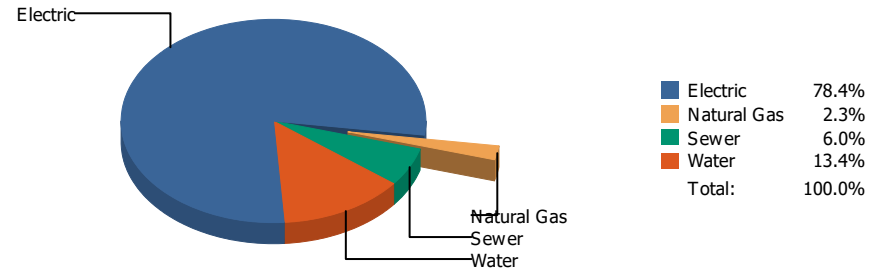


| Commodity | Common Use | Energy Use | Energy Use / Area | Total Cost | Cost / Unit | Cost / Area |
|--|---------------|---------------------|----------------------------------|--------------------|--------------|--------------------------|
| Place: [AUSTIN] AUSTIN HIGH SCHOOL 002 [BUILDING] | | | | | | |
| Area: 269,216 ft² | | | | | | |
| Billing Period: Jul 2024 | | | | | | |
| ELECTRIC | 78,575.00 kWh | 268,098 Kbtu | 0.996 Kbtu/ft ² | \$24,771.59 | \$0.315 /kWh | \$0.091 /ft ² |
| NATURALGAS | 156.00 CCF | 16,162 Kbtu | 0.060 Kbtu/ft ² | \$855.34 | \$5.483 /CCF | \$0.003 /ft ² |
| SEWER | 548.00 CCF | | | \$3,894.84 | \$7.107 /CCF | \$0.014 /ft ² |
| WATER | 1,325.00 CCF | | | \$8,375.56 | \$6.321 /CCF | \$0.031 /ft ² |
| Totals: | | 284,260 Kbtu | 1.056 Kbtu/ft² | \$37,897.33 | | |

Energy

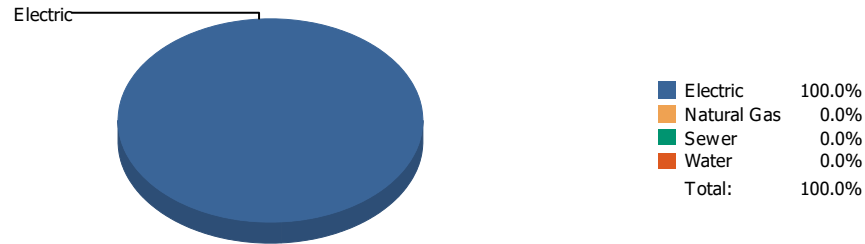


Cost

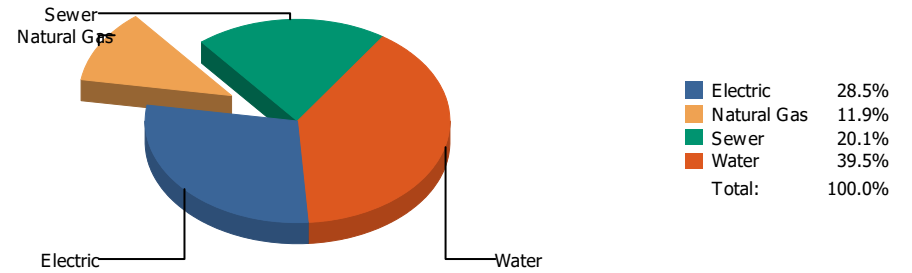


| Commodity | Common Use | Energy Use | Energy Use / Area | Total Cost | Cost / Unit | Cost / Area |
|--|---------------|---------------------|----------------------------------|--------------------|---------------|--------------------------|
| Place: [BARRONELEMENTARY] BARRON ELEMENTARY SCHOOL 165 [BUILDING] | | | | | | |
| Area: 87,818 ft² | | | | | | |
| Billing Period: Jul 2024 | | | | | | |
| ELECTRIC | 41,214.00 kWh | 140,622 Kbtu | 1.601 Kbtu/ft ² | \$10,880.83 | \$0.264 /kWh | \$0.124 /ft ² |
| NATURALGAS | 102.00 CCF | 10,567 Kbtu | 0.120 Kbtu/ft ² | \$316.61 | \$3.104 /CCF | \$0.004 /ft ² |
| SEWER | 41.00 CCF | | | \$831.74 | \$20.286 /CCF | \$0.009 /ft ² |
| WATER | 204.00 CCF | | | \$1,853.32 | \$9.085 /CCF | \$0.021 /ft ² |
| Totals: | | 151,189 Kbtu | 1.722 Kbtu/ft² | \$13,882.50 | | |

Energy



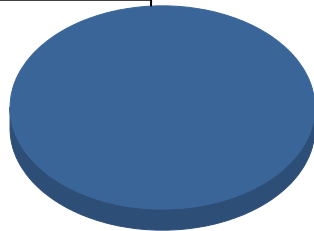
Cost



| Commodity | Common Use | Energy Use | Energy Use / Area | Total Cost | Cost / Unit | Cost / Area |
|--|---------------|--------------------|----------------------------------|-------------------|--------------|--------------------------|
| Place: [BASSETT] BASSETT MIDDLE SCHOOL 049 [BUILDING] | | | | | | |
| Area: 174,250 ft² | | | | | | |
| Billing Period: Jul 2024 | | | | | | |
| ELECTRIC | 12,160.00 kWh | 41,490 Kbtu | 0.238 Kbtu/ft ² | \$1,212.24 | \$0.100 /kWh | \$0.007 /ft ² |
| NATURALGAS | 0.00 CCF | 0 Kbtu | 0.000 Kbtu/ft ² | \$504.64 | \$0.000 /CCF | \$0.003 /ft ² |
| SEWER | 117.00 CCF | | | \$852.17 | \$7.284 /CCF | \$0.005 /ft ² |
| WATER | 272.00 CCF | | | \$1,679.76 | \$6.176 /CCF | \$0.010 /ft ² |
| Totals: | | 41,490 Kbtu | 0.238 Kbtu/ft² | \$4,248.81 | | |

Energy

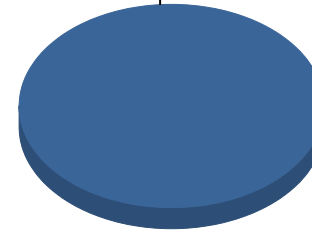
Electric



■ Electric 100.0%
Total: 100.0%

Cost

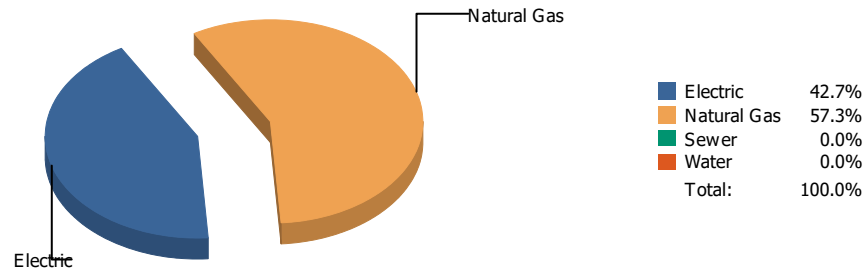
Electric



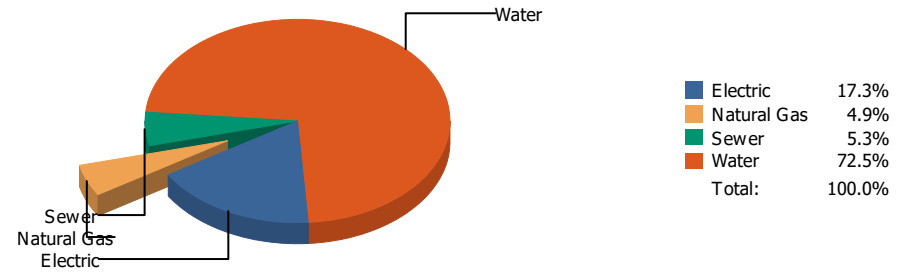
■ Electric 100.0%
Total: 100.0%

| Commodity | Common Use | Energy Use | Energy Use / Area | Total Cost | Cost / Unit | Cost / Area |
|---|--------------|-------------------|----------------------------------|-----------------|--------------|--------------------------|
| Place: [BEALL] BEALL 104 [BUILDING] | | | | | | |
| Area: 74,454 ft² | | | | | | |
| Billing Period: Jul 2024 | | | | | | |
| ELECTRIC | 1,242.00 kWh | 4,238 Kbtu | 0.057 Kbtu/ft ² | \$198.84 | \$0.160 /kWh | \$0.003 /ft ² |
| Totals: | | 4,238 Kbtu | 0.057 Kbtu/ft² | \$198.84 | | |

Energy

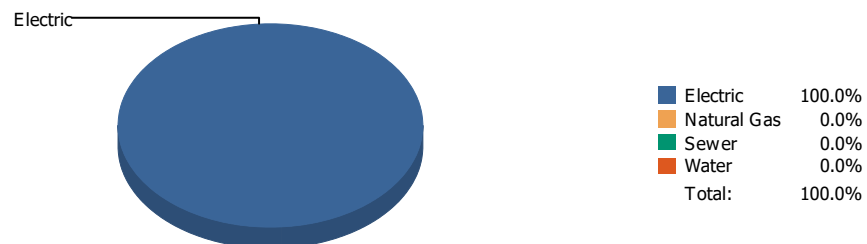


Cost

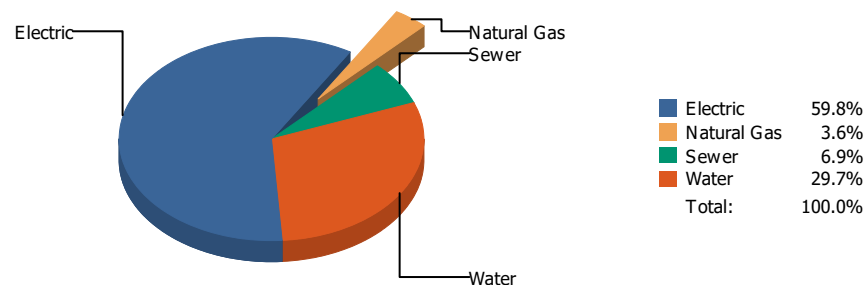


| Commodity | Common Use | Energy Use | Energy Use / Area | Total Cost | Cost / Unit | Cost / Area |
|--|---------------|--------------------|----------------------------------|--------------------|--------------|--------------------------|
| Place: [BLISS] BLISS ELEMENTARY SCHOOL 105 [BUILDING] | | | | | | |
| Area: 78,820 ft² | | | | | | |
| Billing Period: Jul 2024 | | | | | | |
| ELECTRIC | 12,288.00 kWh | 41,927 Kbtu | 0.532 Kbtu/ft ² | \$2,724.52 | \$0.222 /kWh | \$0.034 /ft ² |
| NATURALGAS | 542.00 CCF | 56,151 Kbtu | 0.712 Kbtu/ft ² | \$764.81 | \$1.411 /CCF | \$0.010 /ft ² |
| SEWER | 112.00 CCF | | | \$832.52 | \$7.433 /CCF | \$0.011 /ft ² |
| WATER | 1,194.00 CCF | | | \$11,401.18 | \$9.549 /CCF | \$0.145 /ft ² |
| Totals: | | 98,078 Kbtu | 1.244 Kbtu/ft² | \$15,723.03 | | |

Energy

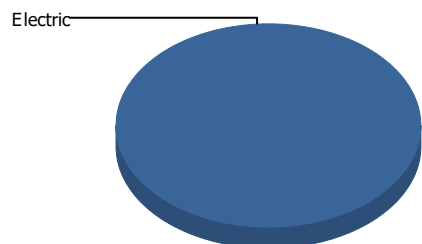


Cost



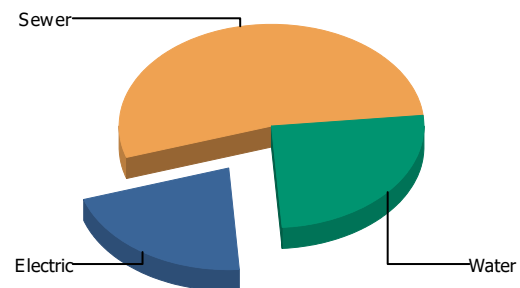
| Commodity | Common Use | Energy Use | Energy Use / Area | Total Cost | Cost / Unit | Cost / Area |
|---|---------------|---------------------|-------------------|--------------------|---------------|-------------|
| Place: [BOBBY_JOE_HILL] BOBBY JOE HILL PK-8 059 [BUILDING] | | | | | | |
| Area: 0 ft² | | | | | | |
| Billing Period: Jul 2024 | | | | | | |
| ELECTRIC | 62,952.00 kWh | 214,792 Kbtu | | \$14,028.57 | \$0.223 /kWh | |
| NATURALGAS | 0.00 CCF | 0 Kbtu | | \$850.08 | \$0.000 /CCF | |
| SEWER | 157.00 CCF | | | \$1,613.69 | \$10.278 /CCF | |
| WATER | 1,473.00 CCF | | | \$6,970.91 | \$4.732 /CCF | |
| Totals: | | 214,792 Kbtu | | \$23,463.25 | | |

Energy



■ Electric 100.0%
■ Sewer 0.0%
■ Water 0.0%
 Total: 100.0%

Cost

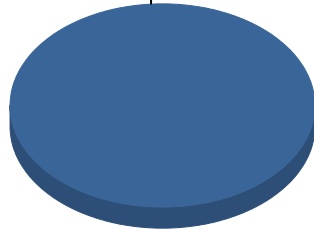


■ Electric 21.2%
■ Sewer 53.3%
■ Water 25.5%
 Total: 100.0%

| Commodity | Common Use | Energy Use | Energy Use / Area | Total Cost | Cost / Unit | Cost / Area |
|---|--------------|-------------------|----------------------------------|-------------------|---------------|--------------------------|
| Place: [BOND_2] BOND 160 [BUILDING] | | | | | | |
| Area: 89,988 ft² | | | | | | |
| Billing Period: Jul 2024 | | | | | | |
| ELECTRIC | 1,018.00 kWh | 3,473 Kbtu | 0.039 Kbtu/ft ² | \$226.69 | \$0.223 /kWh | \$0.002 /ft ² |
| SEWER | 0.00 CCF | | | \$569.88 | \$0.000 /CCF | \$0.006 /ft ² |
| WATER | 3.00 CCF | | | \$272.32 | \$90.773 /CCF | \$0.003 /ft ² |
| Totals: | | 3,473 Kbtu | 0.039 Kbtu/ft² | \$1,068.89 | | |

Energy

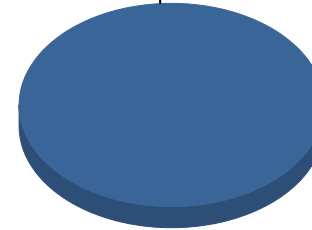
Electric



■ Electric 100.0%
Total: 100.0%

Cost

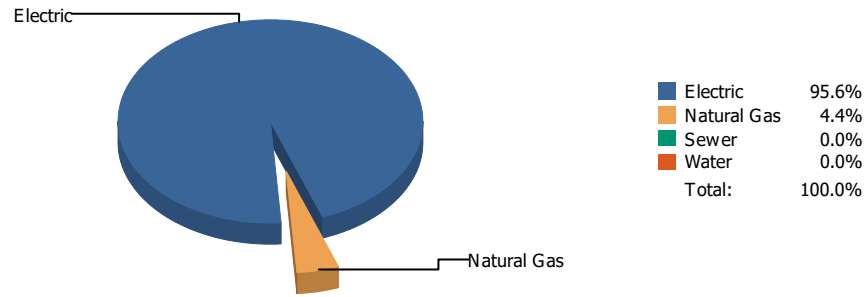
Electric



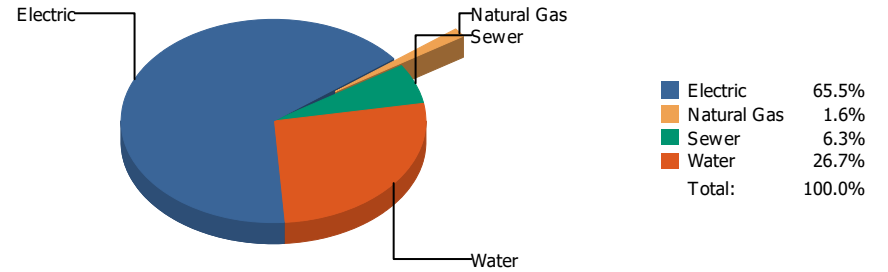
■ Electric 100.0%
Total: 100.0%

| Commodity | Common Use | Energy Use | Energy Use / Area | Total Cost | Cost / Unit | Cost / Area |
|---|------------|----------------|----------------------------------|----------------|--------------|--------------------------|
| Place: [BONHAM] BONHAM 106 [BUILDING] | | | | | | |
| Area: 53,522 ft² | | | | | | |
| Billing Period: Jul 2024 | | | | | | |
| ELECTRIC | 4.00 kWh | 14 Kbtu | 0.000 Kbtu/ft ² | \$11.78 | \$2.945 /kWh | \$0.000 /ft ² |
| Totals: | | 14 Kbtu | 0.000 Kbtu/ft² | \$11.78 | | |

Energy

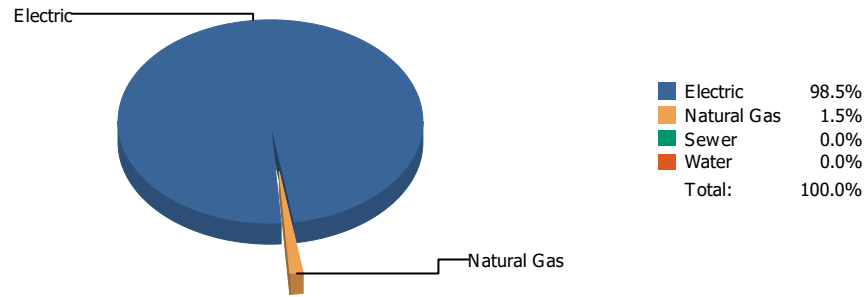


Cost

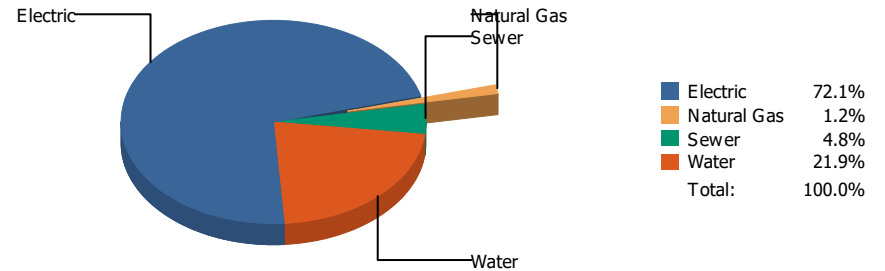


| Commodity | Common Use | Energy Use | Energy Use / Area | Total Cost | Cost / Unit | Cost / Area |
|--|----------------|---------------------|----------------------------------|--------------------|--------------|--------------------------|
| Place: [BOWIE] BOWIE HIGH SCHOOL 003 [BUILDING] | | | | | | |
| Area: 282,931 ft² | | | | | | |
| Billing Period: Jul 2024 | | | | | | |
| ELECTRIC | 176,623.00 kWh | 602,638 Kbtu | 2.130 Kbtu/ft ² | \$28,384.65 | \$0.161 /kWh | \$0.100 /ft ² |
| NATURALGAS | 270.00 CCF | 27,972 Kbtu | 0.099 Kbtu/ft ² | \$674.85 | \$2.499 /CCF | \$0.002 /ft ² |
| SEWER | 398.00 CCF | | | \$2,738.34 | \$6.880 /CCF | \$0.010 /ft ² |
| WATER | 3,089.00 CCF | | | \$11,560.51 | \$3.742 /CCF | \$0.041 /ft ² |
| Totals: | | 630,610 Kbtu | 2.229 Kbtu/ft² | \$43,358.35 | | |

Energy

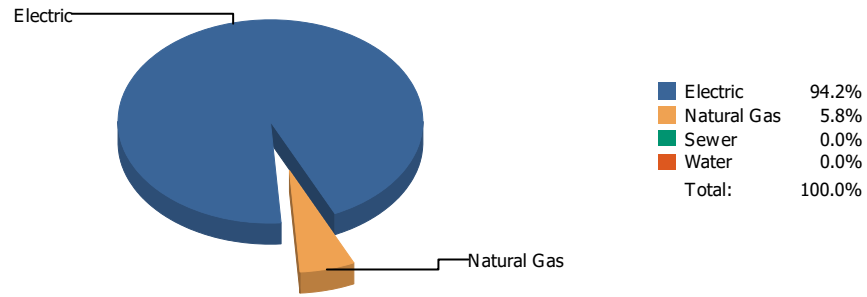


Cost

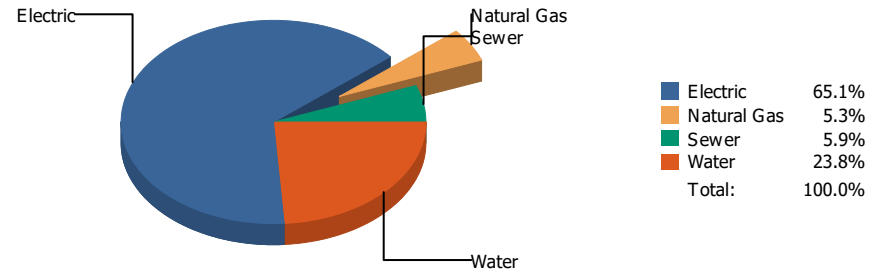


| Commodity | Common Use | Energy Use | Energy Use / Area | Total Cost | Cost / Unit | Cost / Area |
|--|----------------|---------------------|----------------------------------|--------------------|--------------|--------------------------|
| Place: [BROWN] BROWN MIDDLE SCHOOL 056 [BUILDING] | | | | | | |
| Area: 173,263 ft² | | | | | | |
| Billing Period: Jul 2024 | | | | | | |
| ELECTRIC | 118,800.00 kWh | 405,346 Kbtu | 2.339 Kbtu/ft ² | \$17,193.67 | \$0.145 /kWh | \$0.099 /ft ² |
| NATURALGAS | 58.00 CCF | 6,009 Kbtu | 0.035 Kbtu/ft ² | \$288.89 | \$4.981 /CCF | \$0.002 /ft ² |
| SEWER | 138.00 CCF | | | \$1,146.66 | \$8.309 /CCF | \$0.007 /ft ² |
| WATER | 667.00 CCF | | | \$5,230.91 | \$7.842 /CCF | \$0.030 /ft ² |
| Totals: | | 411,354 Kbtu | 2.374 Kbtu/ft² | \$23,860.13 | | |

Energy



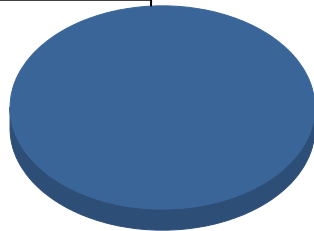
Cost



| Commodity | Common Use | Energy Use | Energy Use / Area | Total Cost | Cost / Unit | Cost / Area |
|---|----------------|---------------------|----------------------------------|--------------------|---------------|--------------------------|
| Place: [BURGES] BURGESS HIGH SCHOOL [BUILDING] | | | | | | |
| Area: 241,219 ft² | | | | | | |
| Billing Period: Jul 2024 | | | | | | |
| ELECTRIC | 102,914.00 kWh | 351,143 Kbtu | 1.456 Kbtu/ft ² | \$23,476.55 | \$0.228 /kWh | \$0.097 /ft ² |
| NATURALGAS | 209.00 CCF | 21,652 Kbtu | 0.090 Kbtu/ft ² | \$1,898.11 | \$9.082 /CCF | \$0.008 /ft ² |
| SEWER | 168.00 CCF | | | \$2,129.70 | \$12.677 /CCF | \$0.009 /ft ² |
| WATER | 931.00 CCF | | | \$8,572.06 | \$9.207 /CCF | \$0.035 /ft ² |
| Totals: | | 372,795 Kbtu | 1.545 Kbtu/ft² | \$36,076.42 | | |

Energy

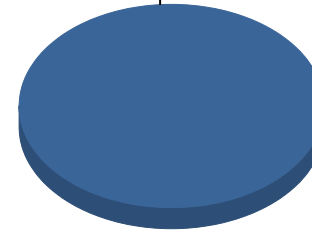
Electric



■ Electric 100.0%
Total: 100.0%

Cost

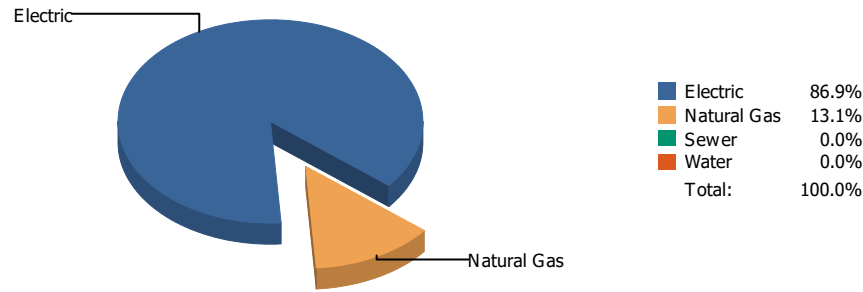
Electric



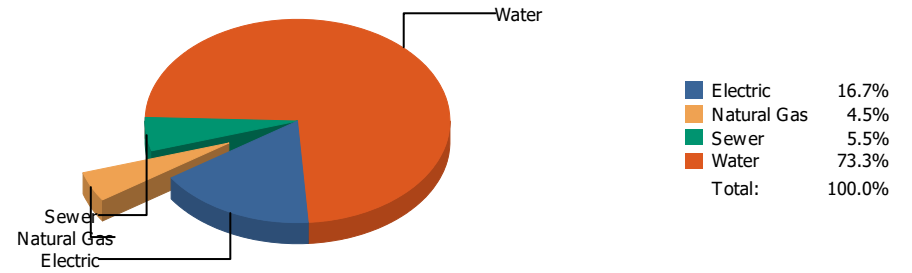
■ Electric 100.0%
Total: 100.0%

| Commodity | Common Use | Energy Use | Energy Use / Area | Total Cost | Cost / Unit | Cost / Area |
|--|------------|-------------------|----------------------------------|-----------------|--------------|--------------------------|
| Place: [BURLESON] BURLESON 107 [BUILDING] | | | | | | |
| Area: 73,772 ft² | | | | | | |
| Billing Period: Jul 2024 | | | | | | |
| ELECTRIC | 637.00 kWh | 2,173 Kbtu | 0.029 Kbtu/ft ² | \$143.92 | \$0.226 /kWh | \$0.002 /ft ² |
| Totals: | | 2,173 Kbtu | 0.029 Kbtu/ft² | \$143.92 | | |

Energy

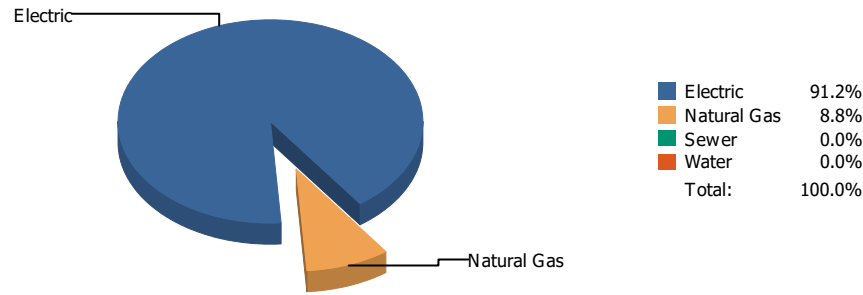


Cost

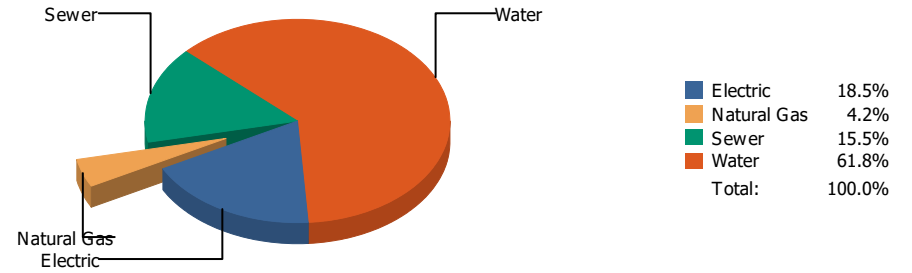


| Commodity | Common Use | Energy Use | Energy Use / Area | Total Cost | Cost / Unit | Cost / Area |
|---|---------------|--------------------|----------------------------------|--------------------|--------------|--------------------------|
| Place: [BURNET] BURNET 108 [BUILDING] | | | | | | |
| Area: 50,520 ft² | | | | | | |
| Billing Period: Jul 2024 | | | | | | |
| ELECTRIC | 12,054.00 kWh | 41,128 Kbtu | 0.814 Kbtu/ft ² | \$1,993.61 | \$0.165 /kWh | \$0.039 /ft ² |
| NATURALGAS | 60.00 CCF | 6,216 Kbtu | 0.123 Kbtu/ft ² | \$542.49 | \$9.042 /CCF | \$0.011 /ft ² |
| SEWER | 76.00 CCF | | | \$653.72 | \$8.602 /CCF | \$0.013 /ft ² |
| WATER | 893.00 CCF | | | \$8,744.78 | \$9.793 /CCF | \$0.173 /ft ² |
| Totals: | | 47,344 Kbtu | 0.937 Kbtu/ft² | \$11,934.60 | | |

Energy

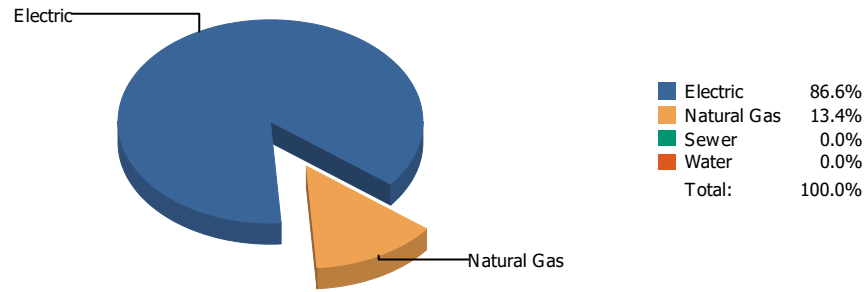


Cost

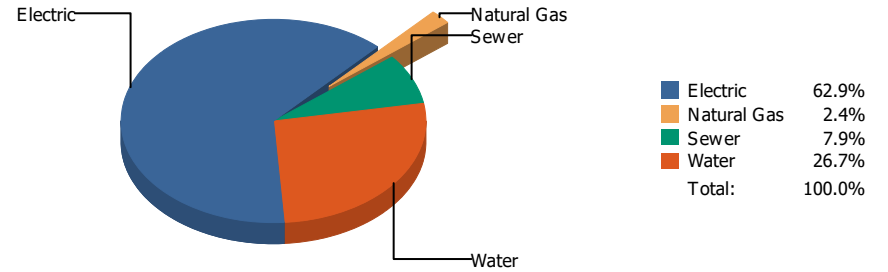


| Commodity | Common Use | Energy Use | Energy Use / Area | Total Cost | Cost / Unit | Cost / Area |
|--|---------------|--------------------|----------------------------------|--------------------|---------------|--------------------------|
| Place: [CANYON-HILLS] CANYON HILLS MIDDLE SCHOOL [BUILDING] | | | | | | |
| Area: 133,149 ft² | | | | | | |
| Billing Period: Jul 2024 | | | | | | |
| ELECTRIC | 13,531.00 kWh | 46,168 Kbtu | 0.347 Kbtu/ft ² | \$2,789.39 | \$0.206 /kWh | \$0.021 /ft ² |
| NATURALGAS | 43.00 CCF | 4,455 Kbtu | 0.033 Kbtu/ft ² | \$632.51 | \$14.710 /CCF | \$0.005 /ft ² |
| SEWER | 443.00 CCF | | | \$2,348.34 | \$5.301 /CCF | \$0.018 /ft ² |
| WATER | 1,222.00 CCF | | | \$9,344.03 | \$7.647 /CCF | \$0.070 /ft ² |
| Totals: | | 50,623 Kbtu | 0.380 Kbtu/ft² | \$15,114.27 | | |

Energy

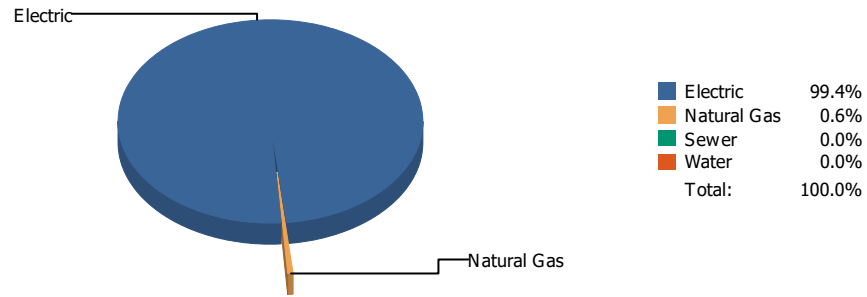


Cost

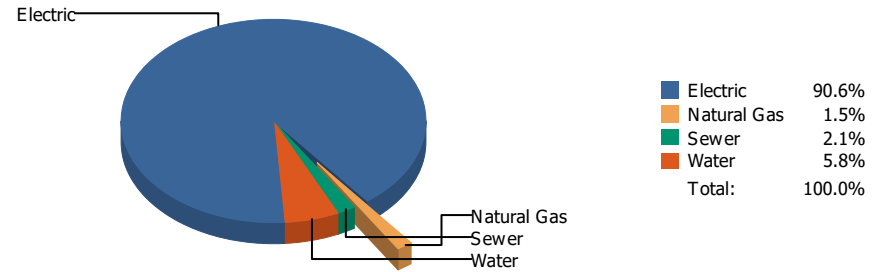


| Commodity | Common Use | Energy Use | Energy Use / Area | Total Cost | Cost / Unit | Cost / Area |
|---|---------------|---------------------|----------------------------------|--------------------|--------------|--------------------------|
| Place: [CAREER] CAREER AND TECHNOLOGY [BUILDING] | | | | | | |
| Area: 146,485 ft² | | | | | | |
| Billing Period: Jul 2024 | | | | | | |
| ELECTRIC | 41,913.00 kWh | 143,007 Kbtu | 0.976 Kbtu/ft ² | \$9,999.96 | \$0.239 /kWh | \$0.068 /ft ² |
| NATURALGAS | 214.00 CCF | 22,170 Kbtu | 0.151 Kbtu/ft ² | \$387.31 | \$1.810 /CCF | \$0.003 /ft ² |
| SEWER | 185.00 CCF | | | \$1,260.49 | \$6.813 /CCF | \$0.009 /ft ² |
| WATER | 605.00 CCF | | | \$4,245.61 | \$7.018 /CCF | \$0.029 /ft ² |
| Totals: | | 165,178 Kbtu | 1.128 Kbtu/ft² | \$15,893.37 | | |

Energy

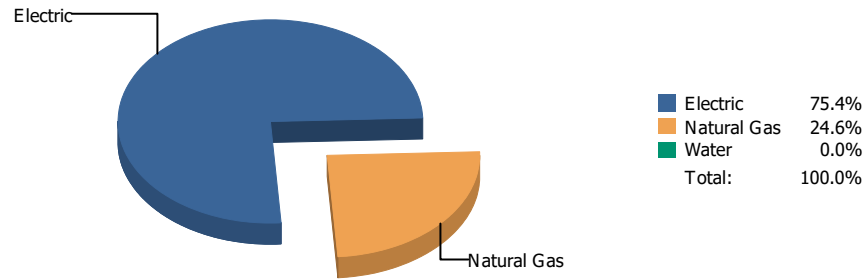


Cost

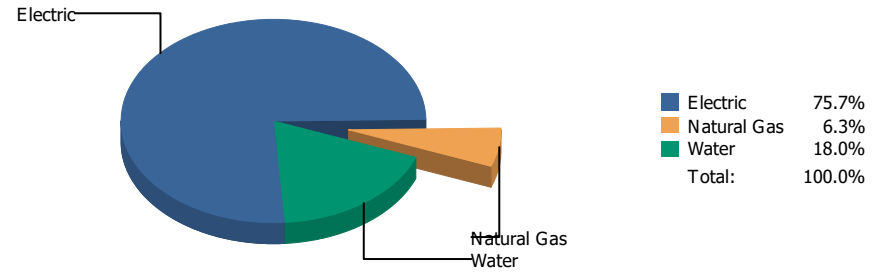


| Commodity | Common Use | Energy Use | Energy Use / Area | Total Cost | Cost / Unit | Cost / Area |
|--|----------------|---------------------|----------------------------------|--------------------|---------------|--------------------------|
| Place: [CENTRAL_OFFICE_STANTON] CENTRAL OFFICE STANTON [BUILDING] | | | | | | |
| Area: 131,287 ft² | | | | | | |
| Billing Period: Jul 2024 | | | | | | |
| ELECTRIC | 169,688.00 kWh | 578,975 Kbtu | 4.410 Kbtu/ft ² | \$31,855.47 | \$0.188 /kWh | \$0.243 /ft ² |
| NATURALGAS | 32.00 CCF | 3,315 Kbtu | 0.025 Kbtu/ft ² | \$524.70 | \$16.397 /CCF | \$0.004 /ft ² |
| SEWER | 30.00 CCF | | | \$722.22 | \$24.074 /CCF | \$0.006 /ft ² |
| WATER | 110.00 CCF | | | \$2,046.20 | \$18.602 /CCF | \$0.015 /ft ² |
| Totals: | | 582,291 Kbtu | 4.435 Kbtu/ft² | \$35,148.59 | | |

Energy

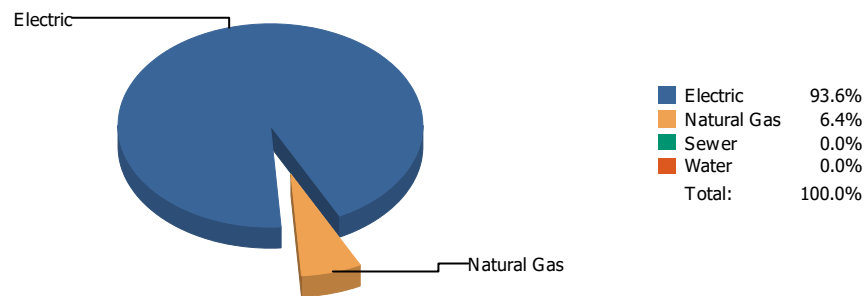


Cost

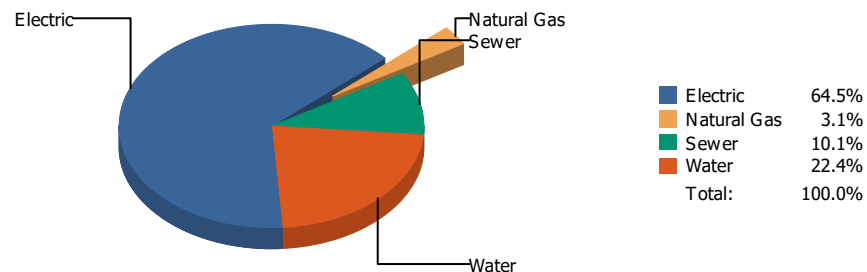


| Commodity | Common Use | Energy Use | Energy Use / Area | Total Cost | Cost / Unit | Cost / Area |
|--|----------------|---------------------|----------------------------------|--------------------|---------------|--------------------------|
| Place: [CHAPIN] CHAPIN HIGH SCHOOL [BUILDING] | | | | | | |
| Area: 273,727 ft² | | | | | | |
| Billing Period: Jul 2024 | | | | | | |
| ELECTRIC | 189,815.00 kWh | 647,649 Kbtu | 2.366 Kbtu/ft ² | \$34,521.75 | \$0.182 /kWh | \$0.126 /ft ² |
| NATURALGAS | 2,035.00 CCF | 210,826 Kbtu | 0.770 Kbtu/ft ² | \$2,871.57 | \$1.411 /CCF | \$0.010 /ft ² |
| WATER | 377.00 CCF | | | \$8,197.21 | \$21.743 /CCF | \$0.030 /ft ² |
| Totals: | | 858,475 Kbtu | 3.136 Kbtu/ft² | \$45,590.53 | | |

Energy

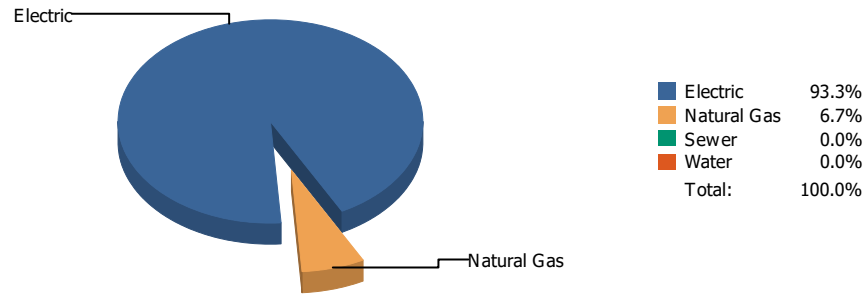


Cost

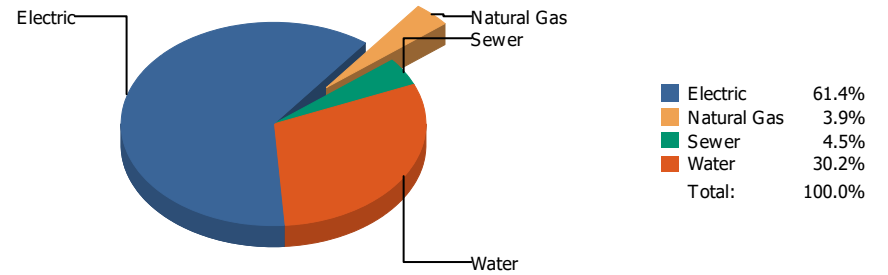


| Commodity | Common Use | Energy Use | Energy Use / Area | Total Cost | Cost / Unit | Cost / Area |
|---|---------------|---------------------|----------------------------------|--------------------|--------------|--------------------------|
| Place: [CHARLES] H.E. CHARLES MIDDLE SCHOOL 045 [BUILDING] | | | | | | |
| Area: 107,867 ft² | | | | | | |
| Billing Period: Jul 2024 | | | | | | |
| ELECTRIC | 44,938.00 kWh | 153,328 Kbtu | 1.421 Kbtu/ft ² | \$11,810.96 | \$0.263 /kWh | \$0.109 /ft ² |
| NATURALGAS | 102.00 CCF | 10,567 Kbtu | 0.098 Kbtu/ft ² | \$568.93 | \$5.578 /CCF | \$0.005 /ft ² |
| SEWER | 315.00 CCF | | | \$1,842.27 | \$5.848 /CCF | \$0.017 /ft ² |
| WATER | 765.00 CCF | | | \$4,096.01 | \$5.354 /CCF | \$0.038 /ft ² |
| Totals: | | 163,896 Kbtu | 1.519 Kbtu/ft² | \$18,318.17 | | |

Energy

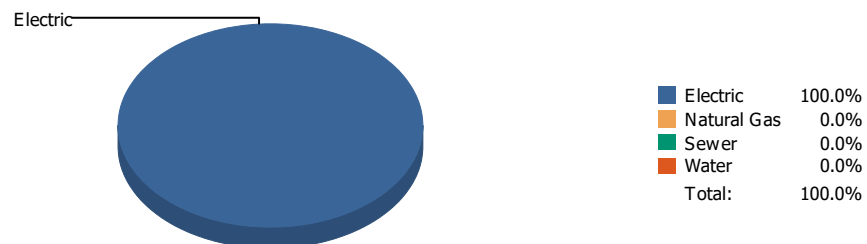


Cost

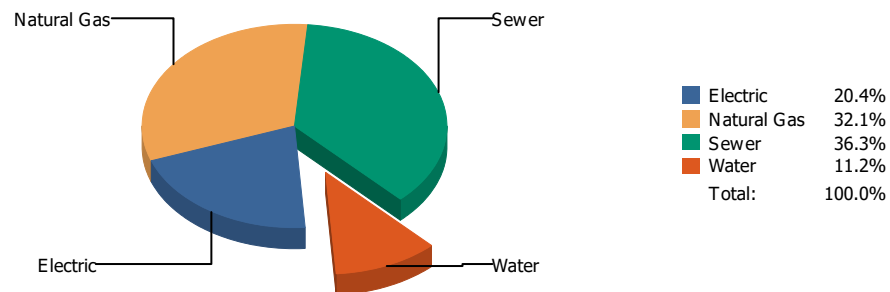


| Commodity | Common Use | Energy Use | Energy Use / Area | Total Cost | Cost / Unit | Cost / Area |
|--|---------------|---------------------|----------------------------------|--------------------|---------------|--------------------------|
| Place: [CIELO-VISTA] CIELO VISTA ELEMENTARY SCHOOL [BUILDING] | | | | | | |
| Area: 66,034 ft² | | | | | | |
| Billing Period: Jul 2024 | | | | | | |
| ELECTRIC | 31,025.00 kWh | 105,857 Kbtu | 1.603 Kbtu/ft ² | \$8,702.73 | \$0.281 /kWh | \$0.132 /ft ² |
| NATURALGAS | 73.00 CCF | 7,563 Kbtu | 0.115 Kbtu/ft ² | \$550.66 | \$7.543 /CCF | \$0.008 /ft ² |
| SEWER | 61.00 CCF | | | \$632.09 | \$10.362 /CCF | \$0.010 /ft ² |
| WATER | 790.00 CCF | | | \$4,286.66 | \$5.426 /CCF | \$0.065 /ft ² |
| Totals: | | 113,420 Kbtu | 1.718 Kbtu/ft² | \$14,172.14 | | |

Energy

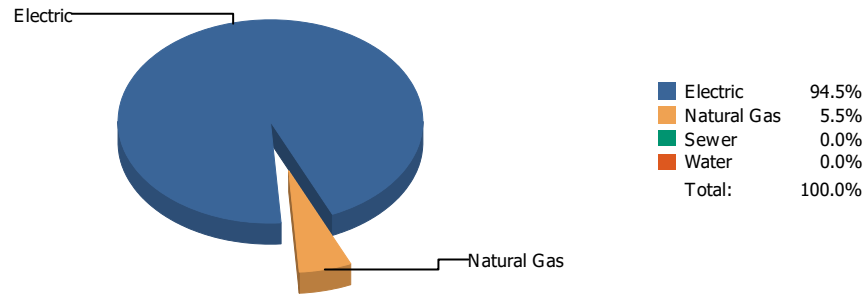


Cost

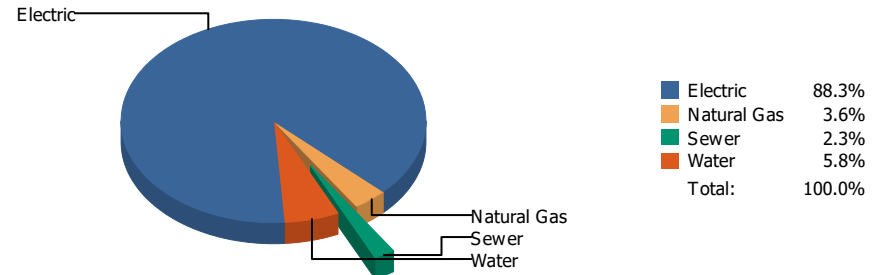


| Commodity | Common Use | Energy Use | Energy Use / Area | Total Cost | Cost / Unit | Cost / Area |
|--|--------------|-------------------|----------------------------------|-------------------|--------------|--------------------------|
| Place: [CLARDY] CLARDY ELEMENTARY SCHOOL [BUILDING] | | | | | | |
| Area: 70,700 ft² | | | | | | |
| Billing Period: Jul 2024 | | | | | | |
| ELECTRIC | 1,976.00 kWh | 6,742 Kbtu | 0.095 Kbtu/ft ² | \$320.72 | \$0.162 /kWh | \$0.004 /ft ² |
| NATURALGAS | 0.00 CCF | 0 Kbtu | 0.000 Kbtu/ft ² | \$504.64 | \$0.000 /CCF | \$0.007 /ft ² |
| SEWER | 0.00 CCF | | | \$569.88 | \$0.000 /CCF | \$0.008 /ft ² |
| WATER | 0.00 CCF | | | \$175.23 | \$0.000 /CCF | \$0.002 /ft ² |
| Totals: | | 6,742 Kbtu | 0.095 Kbtu/ft² | \$1,570.47 | | |

Energy

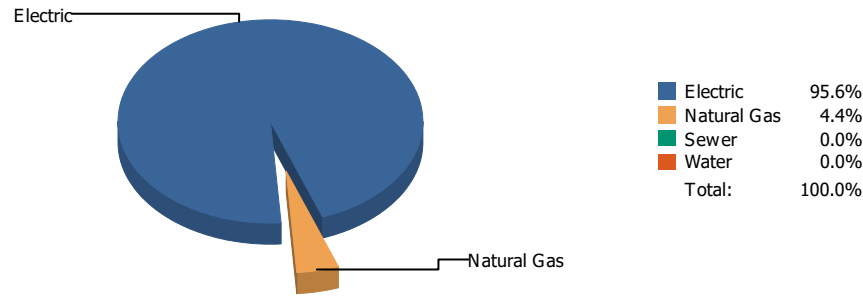


Cost

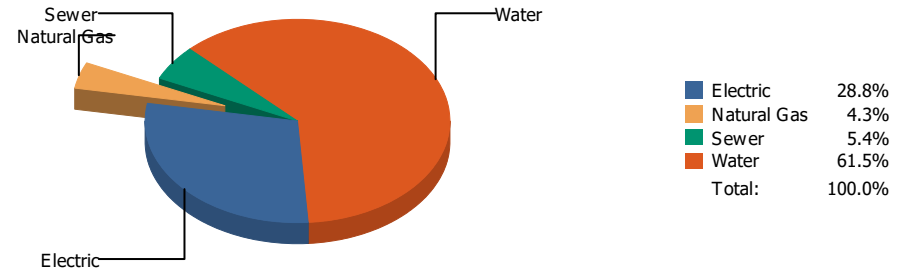


| Commodity | Common Use | Energy Use | Energy Use / Area | Total Cost | Cost / Unit | Cost / Area |
|--|---------------|---------------------|----------------------------------|-------------------|---------------|--------------------------|
| Place: [CLENDENIN] CLENDENIN ELEMENTARY SCHOOL [BUILDING] | | | | | | |
| Area: 62,721 ft² | | | | | | |
| Billing Period: Jul 2024 | | | | | | |
| ELECTRIC | 35,606.00 kWh | 121,488 Kbtu | 1.937 Kbtu/ft ² | \$7,222.21 | \$0.203 /kWh | \$0.115 /ft ² |
| NATURALGAS | 68.00 CCF | 7,045 Kbtu | 0.112 Kbtu/ft ² | \$295.18 | \$4.341 /CCF | \$0.005 /ft ² |
| SEWER | 3.00 CCF | | | \$189.31 | \$63.103 /CCF | \$0.003 /ft ² |
| WATER | 63.00 CCF | | | \$475.42 | \$7.546 /CCF | \$0.007 /ft ² |
| Totals: | | 128,532 Kbtu | 2.049 Kbtu/ft² | \$8,182.12 | | |

Energy

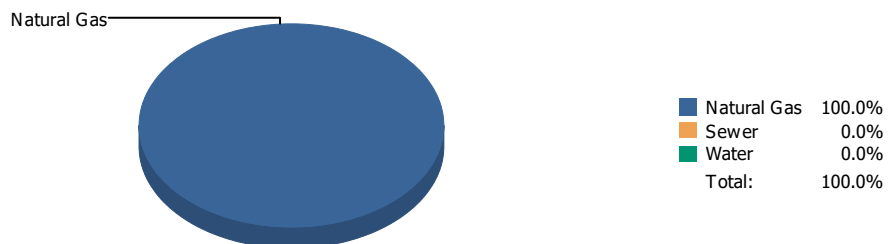


Cost

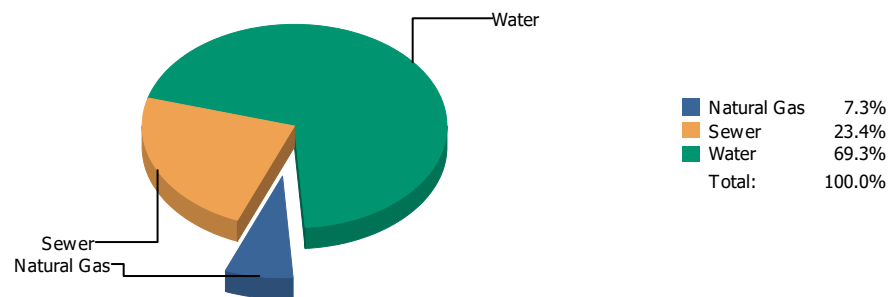


| Commodity | Common Use | Energy Use | Energy Use / Area | Total Cost | Cost / Unit | Cost / Area |
|--|---------------|--------------------|----------------------------------|--------------------|---------------|--------------------------|
| Place: [COLDWELL] COLDWELL ELEMENTARY SCHOOL [BUILDING] | | | | | | |
| Area: 67,310 ft² | | | | | | |
| Billing Period: Jul 2024 | | | | | | |
| ELECTRIC | 20,309.00 kWh | 69,294 Kbtu | 1.029 Kbtu/ft ² | \$3,508.89 | \$0.173 /kWh | \$0.052 /ft ² |
| NATURALGAS | 31.00 CCF | 3,212 Kbtu | 0.048 Kbtu/ft ² | \$524.41 | \$16.916 /CCF | \$0.008 /ft ² |
| SEWER | 40.00 CCF | | | \$653.32 | \$16.333 /CCF | \$0.010 /ft ² |
| WATER | 962.00 CCF | | | \$7,493.08 | \$7.789 /CCF | \$0.111 /ft ² |
| Totals: | | 72,506 Kbtu | 1.077 Kbtu/ft² | \$12,179.70 | | |

Energy

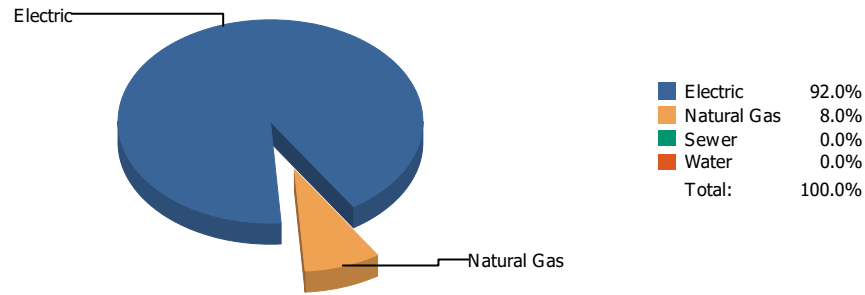


Cost

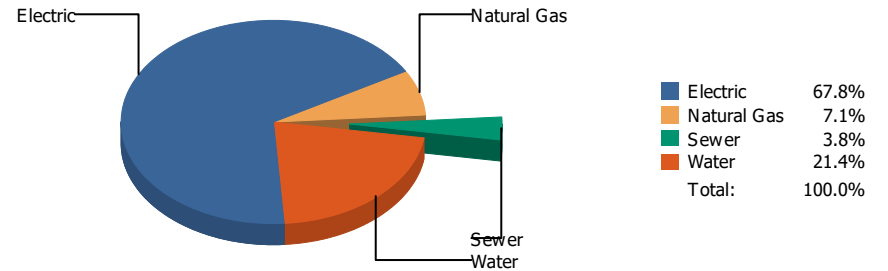


| Commodity | Common Use | Energy Use | Energy Use / Area | Total Cost | Cost / Unit | Cost / Area |
|--|------------|-------------------|----------------------------------|-------------------|--------------|--------------------------|
| Place: [COOLEY] COOLEY ELEMENTARY SCHOOL [BUILDING] | | | | | | |
| Area: 95,590 ft² | | | | | | |
| Billing Period: Jul 2024 | | | | | | |
| NATURALGAS | 79.00 CCF | 8,184 Kbtu | 0.086 Kbtu/ft ² | \$554.50 | \$7.019 /CCF | \$0.006 /ft ² |
| SEWER | 183.00 CCF | | | \$1,785.19 | \$9.755 /CCF | \$0.018 /ft ² |
| WATER | 600.00 CCF | | | \$5,284.48 | \$8.807 /CCF | \$0.055 /ft ² |
| Totals: | | 8,184 Kbtu | 0.086 Kbtu/ft² | \$7,624.17 | | |

Energy

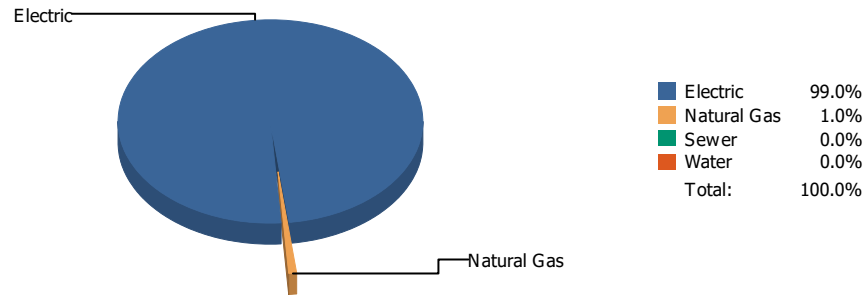


Cost

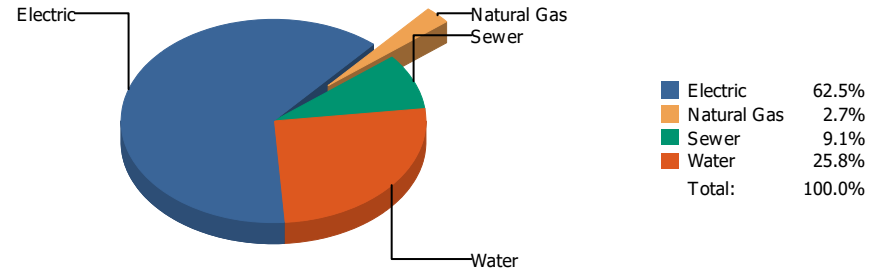


| Commodity | Common Use | Energy Use | Energy Use / Area | Total Cost | Cost / Unit | Cost / Area |
|--|----------------|---------------------|----------------------------------|--------------------|--------------|--------------------------|
| Place: [CORONADO] CORONADO HIGH SCHOOL 005 [BUILDING] | | | | | | |
| Area: 406,757 ft² | | | | | | |
| Billing Period: Jul 2024 | | | | | | |
| ELECTRIC | 220,733.00 kWh | 753,141 Kbtu | 1.852 Kbtu/ft ² | \$42,598.43 | \$0.193 /kWh | \$0.104 /ft ² |
| NATURALGAS | 631.00 CCF | 65,372 Kbtu | 0.161 Kbtu/ft ² | \$4,431.05 | \$7.022 /CCF | \$0.010 /ft ² |
| SEWER | 381.00 CCF | | | \$2,365.63 | \$6.209 /CCF | \$0.006 /ft ² |
| WATER | 3,793.00 CCF | | | \$13,422.66 | \$3.539 /CCF | \$0.032 /ft ² |
| Totals: | | 818,513 Kbtu | 2.012 Kbtu/ft² | \$62,817.77 | | |

Energy

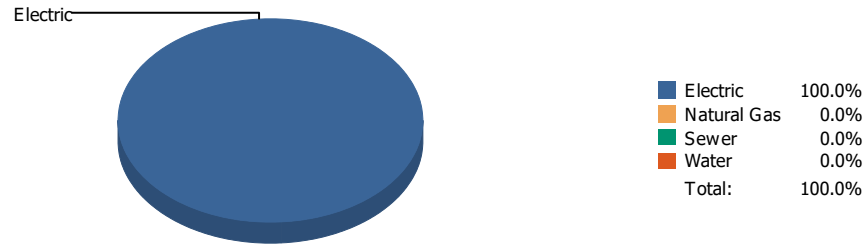


Cost

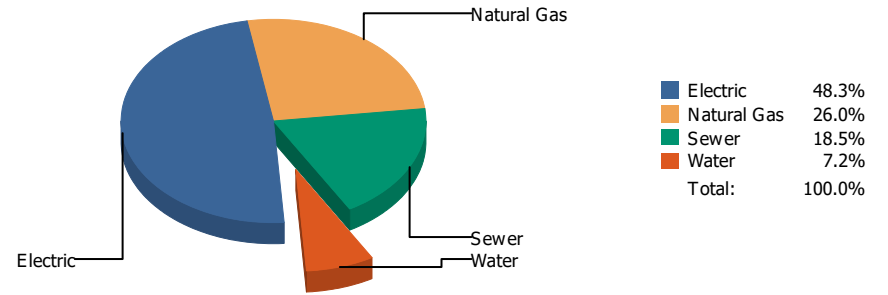


| Commodity | Common Use | Energy Use | Energy Use / Area | Total Cost | Cost / Unit | Cost / Area |
|--|---------------|--------------------|----------------------------------|-------------------|---------------|--------------------------|
| Place: [CROCKETT_1] CROCKETT ELEMENTARY SCHOOL 112 [BUILDING] | | | | | | |
| Area: 92,585 ft² | | | | | | |
| Billing Period: Jul 2024 | | | | | | |
| ELECTRIC | 24,801.00 kWh | 84,621 Kbtu | 0.914 Kbtu/ft ² | \$6,061.97 | \$0.244 /kWh | \$0.065 /ft ² |
| NATURALGAS | 8.00 CCF | 829 Kbtu | 0.009 Kbtu/ft ² | \$257.48 | \$32.185 /CCF | \$0.003 /ft ² |
| SEWER | 88.00 CCF | | | \$878.40 | \$9.982 /CCF | \$0.009 /ft ² |
| WATER | 315.00 CCF | | | \$2,497.91 | \$7.930 /CCF | \$0.027 /ft ² |
| Totals: | | 85,450 Kbtu | 0.923 Kbtu/ft² | \$9,695.76 | | |

Energy

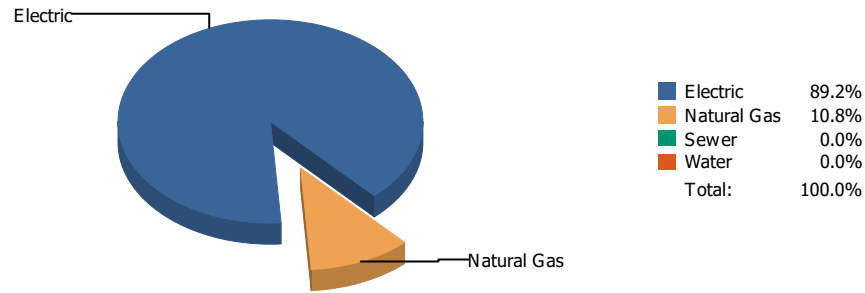


Cost

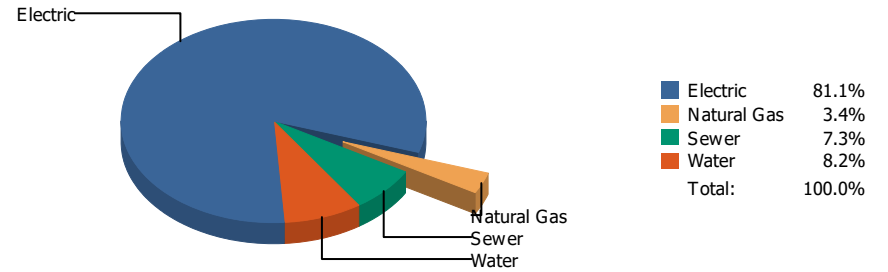


| Commodity | Common Use | Energy Use | Energy Use / Area | Total Cost | Cost / Unit | Cost / Area |
|--|--------------|--------------------|----------------------------------|-------------------|----------------|--------------------------|
| Place: [CROSBY] CROSBY PLANETARIUM [BUILDING] | | | | | | |
| Area: 83,100 ft² | | | | | | |
| Billing Period: Jul 2024 | | | | | | |
| ELECTRIC | 6,811.00 kWh | 23,239 Kbtu | 0.280 Kbtu/ft ² | \$940.11 | \$0.138 /kWh | \$0.011 /ft ² |
| NATURALGAS | 0.00 CCF | 0 Kbtu | 0.000 Kbtu/ft ² | \$504.64 | \$0.000 /CCF | \$0.006 /ft ² |
| SEWER | 1.00 CCF | | | \$358.97 | \$358.970 /CCF | \$0.004 /ft ² |
| WATER | 3.00 CCF | | | \$140.85 | \$46.950 /CCF | \$0.002 /ft ² |
| Totals: | | 23,239 Kbtu | 0.280 Kbtu/ft² | \$1,944.57 | | |

Energy

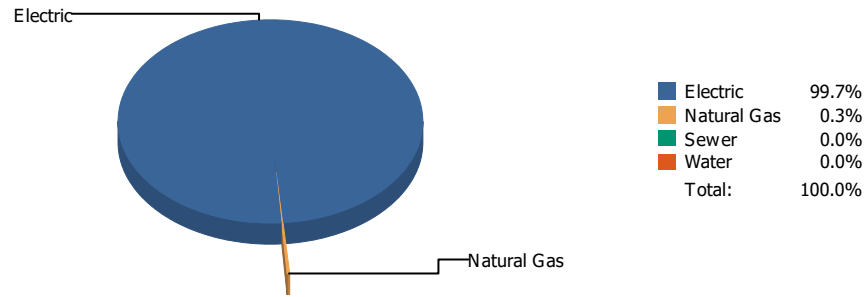


Cost

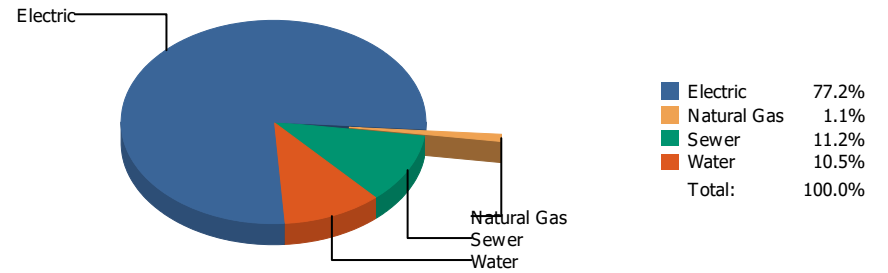


| Commodity | Common Use | Energy Use | Energy Use / Area | Total Cost | Cost / Unit | Cost / Area |
|--|---------------|--------------------|-----------------------------------|-------------------|--------------|--------------------------|
| Place: [DELTA ACADEMY_1] DELTA ACADEMY 025 [BUILDING] | | | | | | |
| Area: 3,627 ft² | | | | | | |
| Billing Period: Jul 2024 | | | | | | |
| ELECTRIC | 13,330.00 kWh | 45,482 Kbtu | 12.540 Kbtu/ft ² | \$1,493.01 | \$0.112 /kWh | \$0.412 /ft ² |
| NATURALGAS | 53.00 CCF | 5,491 Kbtu | 1.514 Kbtu/ft ² | \$62.32 | \$1.176 /CCF | \$0.017 /ft ² |
| SEWER | 14.00 CCF | | | \$133.51 | \$9.536 /CCF | \$0.037 /ft ² |
| WATER | 22.00 CCF | | | \$151.68 | \$6.895 /CCF | \$0.042 /ft ² |
| Totals: | | 50,973 Kbtu | 14.054 Kbtu/ft² | \$1,840.52 | | |

Energy

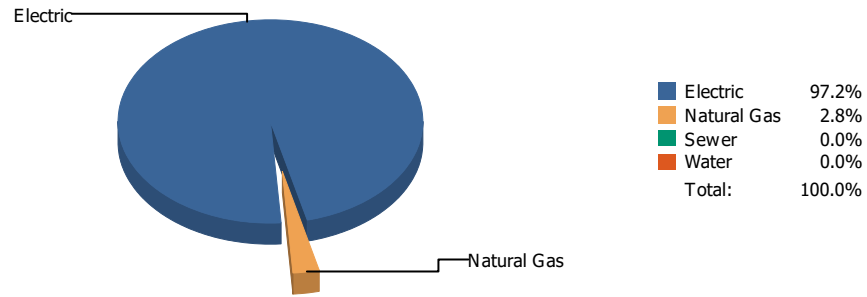


Cost

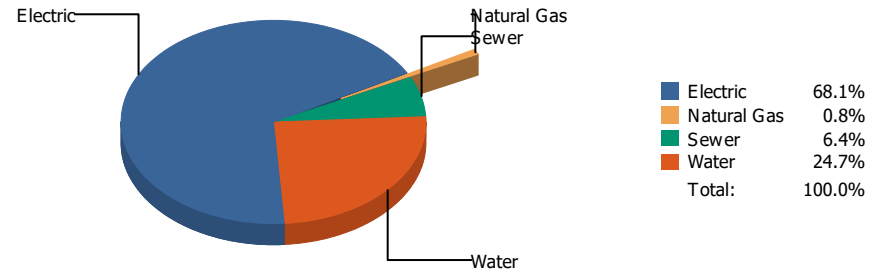


| Commodity | Common Use | Energy Use | Energy Use / Area | Total Cost | Cost / Unit | Cost / Area |
|---|---------------|---------------------|-------------------|-------------------|---------------|-------------|
| Place: [DELTA_OPERATIONS_CENTER_] DELTA OPERATIONS CENTER [BUILDING] | | | | | | |
| Area: 0 ft² | | | | | | |
| Billing Period: Jul 2024 | | | | | | |
| ELECTRIC | 54,567.00 kWh | 186,183 Kbtu | | \$6,887.20 | \$0.126 /kWh | |
| NATURALGAS | 5.00 CCF | 518 Kbtu | | \$96.30 | \$19.260 /CCF | |
| SEWER | 155.00 CCF | | | \$1,001.51 | \$6.461 /CCF | |
| WATER | 141.00 CCF | | | \$934.33 | \$6.626 /CCF | |
| Totals: | | 186,701 Kbtu | | \$8,919.34 | | |

Energy

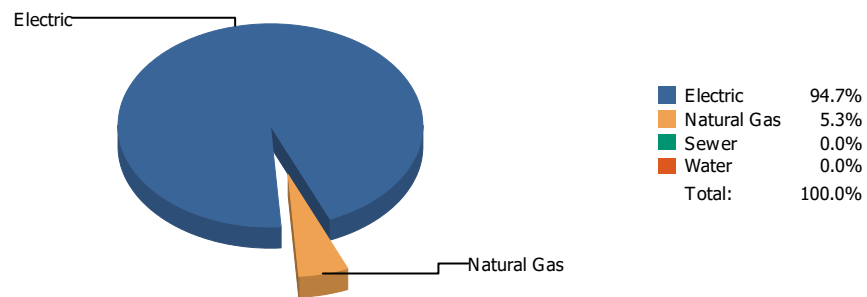


Cost

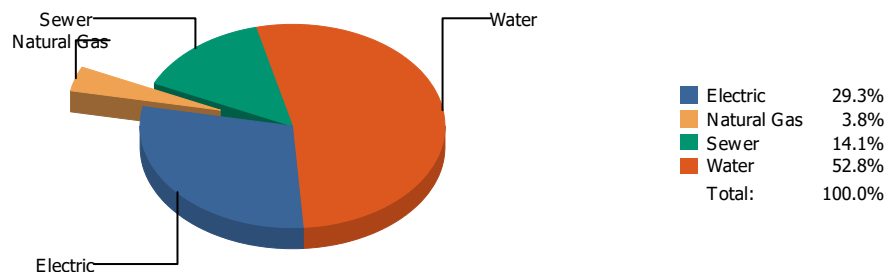


| Commodity | Common Use | Energy Use | Energy Use / Area | Total Cost | Cost / Unit | Cost / Area |
|---|----------------|---------------------|----------------------------------|--------------------|--------------|--------------------------|
| Place: [DONHASKINSPK8] DON HASKINS PK-8 051 [BUILDING] | | | | | | |
| Area: 163,678 ft² | | | | | | |
| Billing Period: Jul 2024 | | | | | | |
| ELECTRIC | 120,983.00 kWh | 412,794 Kbtu | 2.522 Kbtu/ft ² | \$26,813.74 | \$0.222 /kWh | \$0.164 /ft ² |
| NATURALGAS | 113.00 CCF | 11,707 Kbtu | 0.072 Kbtu/ft ² | \$323.55 | \$2.863 /CCF | \$0.002 /ft ² |
| SEWER | 305.00 CCF | | | \$2,527.03 | \$8.285 /CCF | \$0.015 /ft ² |
| WATER | 1,211.00 CCF | | | \$9,736.43 | \$8.040 /CCF | \$0.059 /ft ² |
| Totals: | | 424,501 Kbtu | 2.594 Kbtu/ft² | \$39,400.75 | | |

Energy

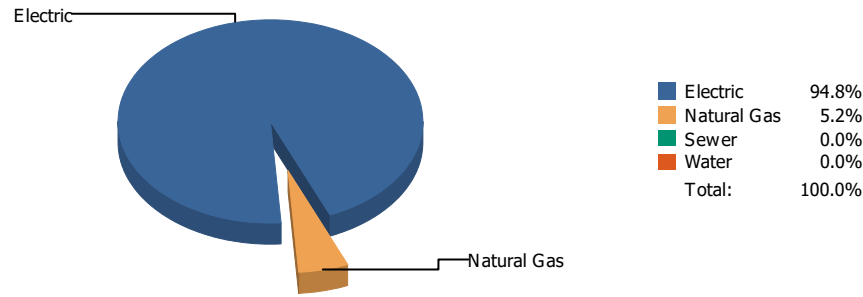


Cost

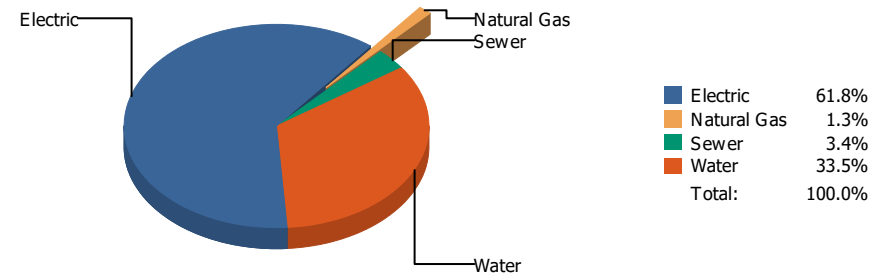


| Commodity | Common Use | Energy Use | Energy Use / Area | Total Cost | Cost / Unit | Cost / Area |
|--|---------------|--------------------|----------------------------------|--------------------|---------------|--------------------------|
| Place: [DOUGLASS] DOUGLASS ELEMENTARY SCHOOL 114 [BUILDING] | | | | | | |
| Area: 86,903 ft² | | | | | | |
| Billing Period: Jul 2024 | | | | | | |
| ELECTRIC | 18,060.00 kWh | 61,621 Kbtu | 0.709 Kbtu/ft ² | \$4,005.84 | \$0.222 /kWh | \$0.046 /ft ² |
| NATURALGAS | 33.00 CCF | 3,419 Kbtu | 0.039 Kbtu/ft ² | \$525.45 | \$15.923 /CCF | \$0.006 /ft ² |
| SEWER | 365.00 CCF | | | \$1,923.98 | \$5.271 /CCF | \$0.022 /ft ² |
| WATER | 1,151.00 CCF | | | \$7,231.92 | \$6.283 /CCF | \$0.083 /ft ² |
| Totals: | | 65,040 Kbtu | 0.748 Kbtu/ft² | \$13,687.19 | | |

Energy

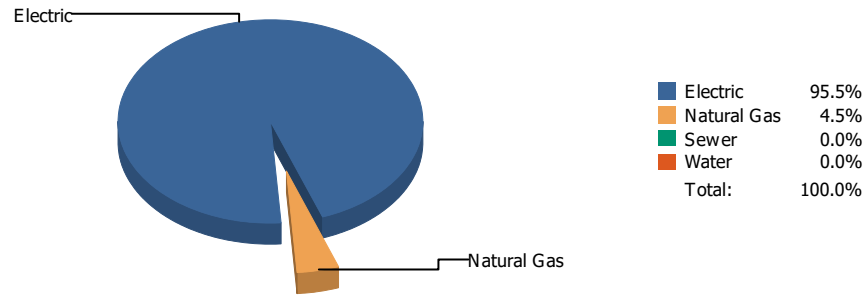


Cost

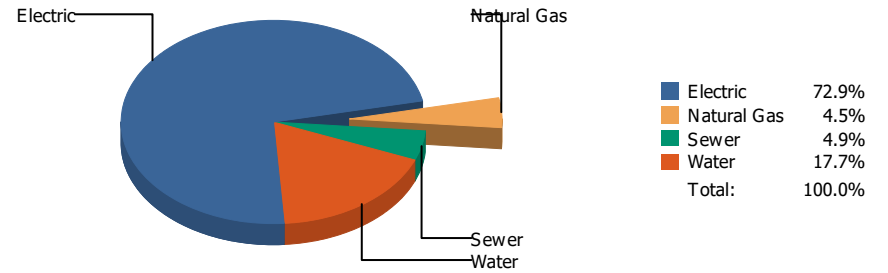


| Commodity | Common Use | Energy Use | Energy Use / Area | Total Cost | Cost / Unit | Cost / Area |
|--|---------------|---------------------|----------------------------------|--------------------|---------------|--------------------------|
| Place: [DRHORNEDOMIDDLESCHOOL_1] DR. HORNEDO MIDDLE SCHOOL 058 [BUILDING] | | | | | | |
| Area: 184,871 ft² | | | | | | |
| Billing Period: Jul 2024 | | | | | | |
| ELECTRIC | 88,718.00 kWh | 302,706 Kbtu | 1.637 Kbtu/ft ² | \$16,797.78 | \$0.189 /kWh | \$0.091 /ft ² |
| NATURALGAS | 160.00 CCF | 16,576 Kbtu | 0.090 Kbtu/ft ² | \$353.21 | \$2.208 /CCF | \$0.002 /ft ² |
| SEWER | 85.00 CCF | | | \$938.37 | \$11.040 /CCF | \$0.005 /ft ² |
| WATER | 1,166.00 CCF | | | \$9,110.59 | \$7.814 /CCF | \$0.049 /ft ² |
| Totals: | | 319,282 Kbtu | 1.727 Kbtu/ft² | \$27,199.95 | | |

Energy

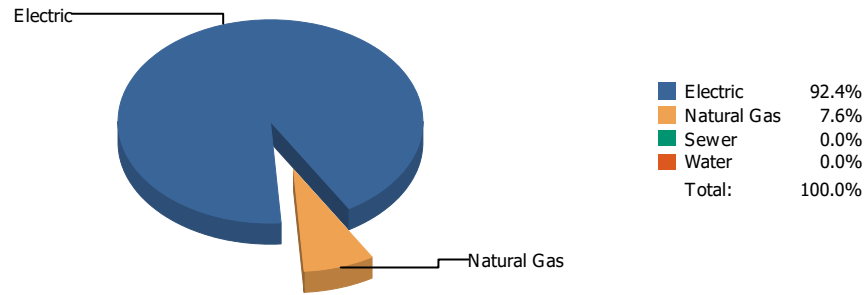


Cost

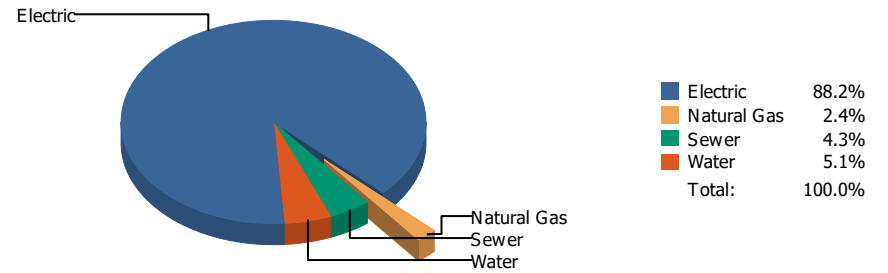


| Commodity | Common Use | Energy Use | Energy Use / Area | Total Cost | Cost / Unit | Cost / Area |
|---|----------------|---------------------|----------------------------------|--------------------|--------------|--------------------------|
| Place: [EL-PASO-HIGH] EL PASO HIGH SCHOOL 006 [BUILDING] | | | | | | |
| Area: 236,062 ft² | | | | | | |
| Billing Period: Jul 2024 | | | | | | |
| ELECTRIC | 150,970.00 kWh | 515,110 Kbtu | 2.182 Kbtu/ft ² | \$35,098.87 | \$0.232 /kWh | \$0.148 /ft ² |
| NATURALGAS | 235.00 CCF | 24,346 Kbtu | 0.103 Kbtu/ft ² | \$2,166.46 | \$9.219 /CCF | \$0.009 /ft ² |
| SEWER | 252.00 CCF | | | \$2,376.52 | \$9.431 /CCF | \$0.010 /ft ² |
| WATER | 1,156.00 CCF | | | \$8,521.46 | \$7.372 /CCF | \$0.036 /ft ² |
| Totals: | | 539,456 Kbtu | 2.285 Kbtu/ft² | \$48,163.31 | | |

Energy

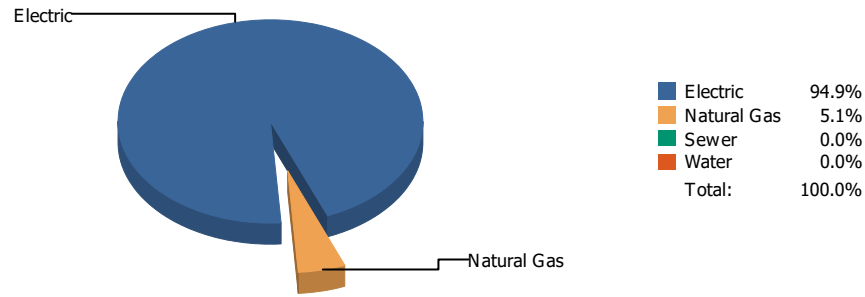


Cost

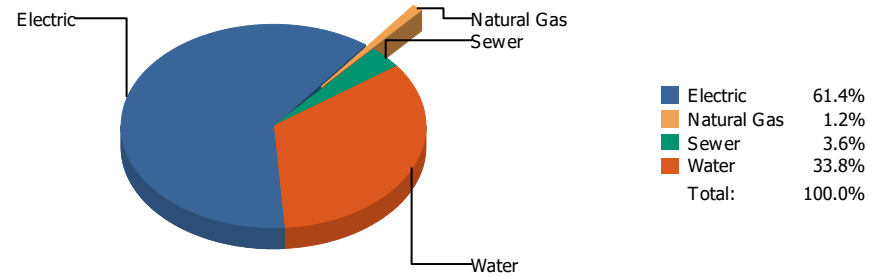


| Commodity | Common Use | Energy Use | Energy Use / Area | Total Cost | Cost / Unit | Cost / Area |
|--|----------------|---------------------|----------------------------------|--------------------|--------------|--------------------------|
| Place: [FRANKLIN] FRANKLIN HIGH SCHOOL 010 [BUILDING] | | | | | | |
| Area: 329,377 ft² | | | | | | |
| Billing Period: Jul 2024 | | | | | | |
| ELECTRIC | 146,850.00 kWh | 501,052 Kbtu | 1.521 Kbtu/ft ² | \$27,850.74 | \$0.190 /kWh | \$0.084 /ft ² |
| NATURALGAS | 398.00 CCF | 41,233 Kbtu | 0.125 Kbtu/ft ² | \$755.84 | \$1.899 /CCF | \$0.002 /ft ² |
| SEWER | 189.00 CCF | | | \$1,347.09 | \$7.127 /CCF | \$0.004 /ft ² |
| WATER | 298.00 CCF | | | \$1,615.94 | \$5.423 /CCF | \$0.005 /ft ² |
| Totals: | | 542,285 Kbtu | 1.646 Kbtu/ft² | \$31,569.61 | | |

Energy

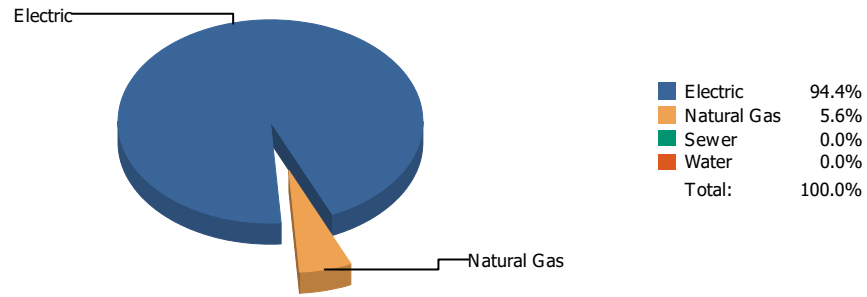


Cost

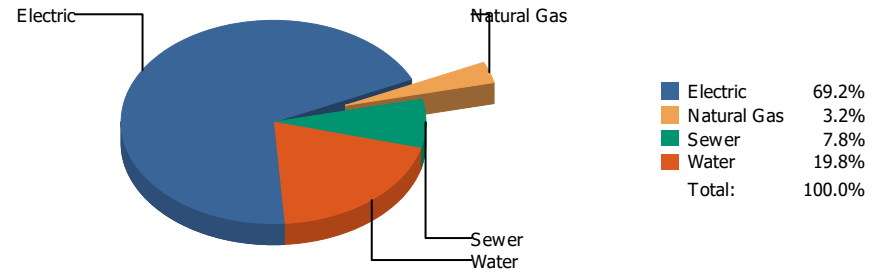


| Commodity | Common Use | Energy Use | Energy Use / Area | Total Cost | Cost / Unit | Cost / Area |
|---|---------------|---------------------|----------------------------------|--------------------|---------------|--------------------------|
| Place: [FRANKLIN9THGRADECENTER_2] FRANKLIN 9TH GRADE CENTER 053 [BUILDING] | | | | | | |
| Area: 193,158 ft² | | | | | | |
| Billing Period: Jul 2024 | | | | | | |
| ELECTRIC | 75,677.00 kWh | 258,210 Kbtu | 1.337 Kbtu/ft ² | \$16,795.17 | \$0.222 /kWh | \$0.087 /ft ² |
| NATURALGAS | 133.00 CCF | 13,779 Kbtu | 0.071 Kbtu/ft ² | \$336.18 | \$2.528 /CCF | \$0.002 /ft ² |
| SEWER | 97.00 CCF | | | \$985.53 | \$10.160 /CCF | \$0.005 /ft ² |
| WATER | 2,759.00 CCF | | | \$9,257.71 | \$3.355 /CCF | \$0.048 /ft ² |
| Totals: | | 271,989 Kbtu | 1.408 Kbtu/ft² | \$27,374.59 | | |

Energy

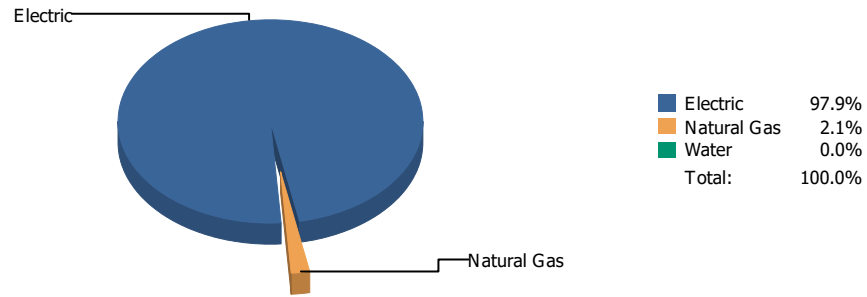


Cost

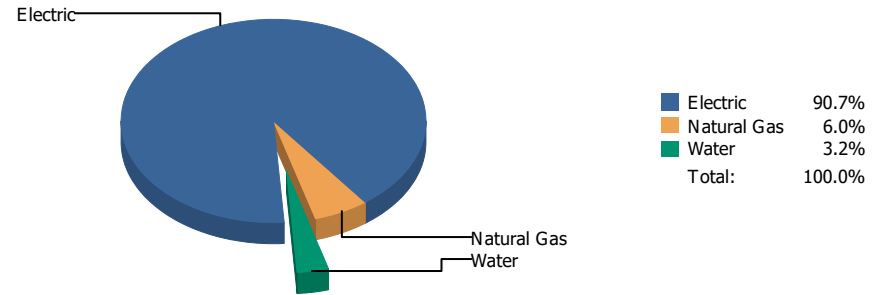


| Commodity | Common Use | Energy Use | Energy Use / Area | Total Cost | Cost / Unit | Cost / Area |
|--|---------------|---------------------|-------------------|--------------------|---------------|-------------|
| Place: [GABRIEL_NAVARETTEMIDDLE] GABRIEL NAVARRETE MIDDLE SCHOOL [BUILDING] | | | | | | |
| Area: 0 ft² | | | | | | |
| Billing Period: Jul 2024 | | | | | | |
| ELECTRIC | 62,862.00 kWh | 214,485 Kbtu | | \$12,522.78 | \$0.199 /kWh | |
| NATURALGAS | 122.00 CCF | 12,639 Kbtu | | \$581.53 | \$4.767 /CCF | |
| SEWER | 50.00 CCF | | | \$1,405.14 | \$28.103 /CCF | |
| WATER | 242.00 CCF | | | \$3,590.55 | \$14.837 /CCF | |
| Totals: | | 227,124 Kbtu | | \$18,100.00 | | |

Energy

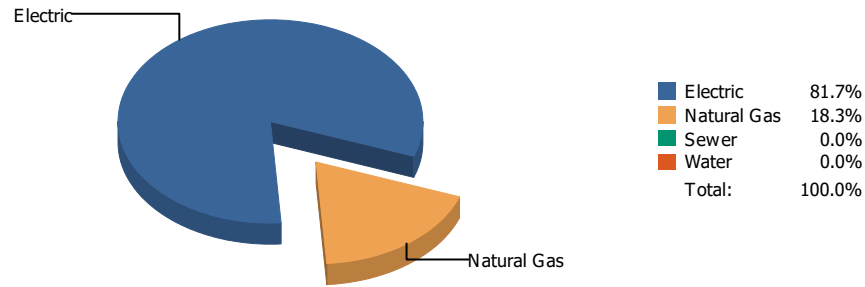


Cost

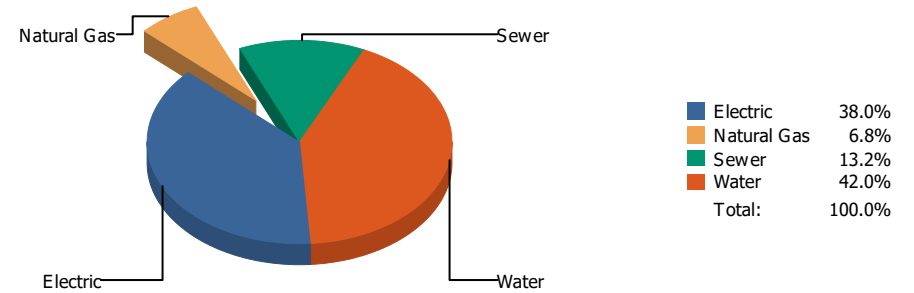


| Commodity | Common Use | Energy Use | Energy Use / Area | Total Cost | Cost / Unit | Cost / Area |
|--|---------------|--------------------|----------------------------------|-------------------|---------------|--------------------------|
| Place: [GAMBLE] JAMES GAMBLE WAREHOUSE [BUILDING] | | | | | | |
| Area: 53,241 ft² | | | | | | |
| Billing Period: Jul 2024 | | | | | | |
| ELECTRIC | 26,092.00 kWh | 89,026 Kbtu | 1.672 Kbtu/ft ² | \$3,967.23 | \$0.152 /kWh | \$0.075 /ft ² |
| NATURALGAS | 18.00 CCF | 1,865 Kbtu | 0.035 Kbtu/ft ² | \$263.49 | \$14.638 /CCF | \$0.005 /ft ² |
| WATER | 0.00 CCF | | | \$141.18 | \$0.000 /CCF | \$0.003 /ft ² |
| Totals: | | 90,891 Kbtu | 1.707 Kbtu/ft² | \$4,371.90 | | |

Energy



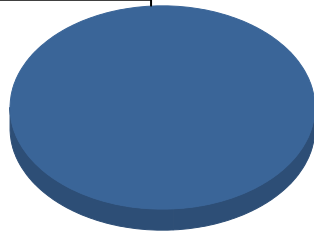
Cost



| Commodity | Common Use | Energy Use | Energy Use / Area | Total Cost | Cost / Unit | Cost / Area |
|--|---------------|--------------------|----------------------------------|-------------------|---------------|--------------------------|
| Place: [GREEN] GREEN ELEMENTARY SCHOOL 162 [BUILDING] | | | | | | |
| Area: 88,156 ft² | | | | | | |
| Billing Period: Jul 2024 | | | | | | |
| ELECTRIC | 16,720.00 kWh | 57,049 Kbtu | 0.647 Kbtu/ft ² | \$3,237.70 | \$0.194 /kWh | \$0.037 /ft ² |
| NATURALGAS | 123.00 CCF | 12,743 Kbtu | 0.145 Kbtu/ft ² | \$582.05 | \$4.732 /CCF | \$0.007 /ft ² |
| SEWER | 87.00 CCF | | | \$1,123.75 | \$12.917 /CCF | \$0.013 /ft ² |
| WATER | 510.00 CCF | | | \$3,577.84 | \$7.015 /CCF | \$0.041 /ft ² |
| Totals: | | 69,791 Kbtu | 0.792 Kbtu/ft² | \$8,521.34 | | |

Energy

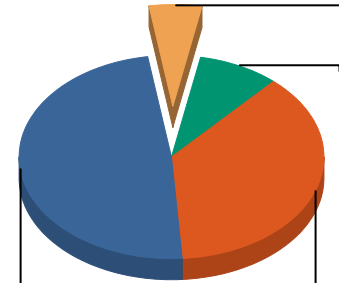
Electric



| | |
|---------------|---------------|
| Electric | 100.0% |
| Natural Gas | 0.0% |
| Sewer | 0.0% |
| Water | 0.0% |
| Total: | 100.0% |

Cost

Electric



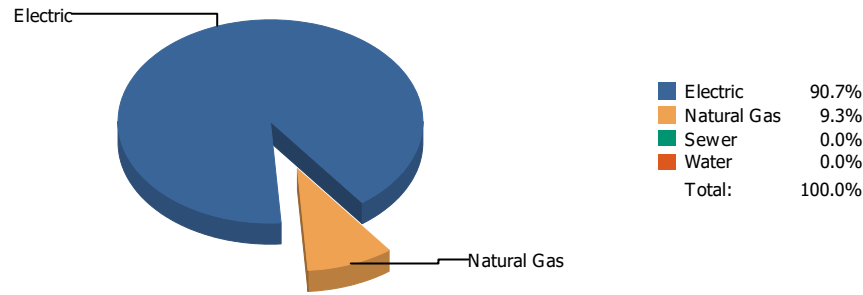
Natural Gas
Sewer

| | |
|---------------|---------------|
| Electric | 48.6% |
| Natural Gas | 5.7% |
| Sewer | 8.7% |
| Water | 37.1% |
| Total: | 100.0% |

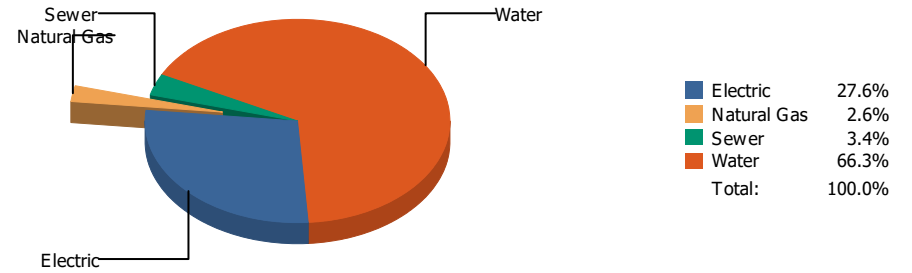
Water

| Commodity | Common Use | Energy Use | Energy Use / Area | Total Cost | Cost / Unit | Cost / Area |
|--|---------------|--------------------|----------------------------------|-------------------|---------------|--------------------------|
| Place: [GUERRERO] ROSA GUERRERO ELEMENTARY 163 [BUILDING] | | | | | | |
| Area: 88,641 ft² | | | | | | |
| Billing Period: Jul 2024 | | | | | | |
| ELECTRIC | 27,580.00 kWh | 94,103 Kbtu | 1.062 Kbtu/ft ² | \$4,318.57 | \$0.157 /kWh | \$0.049 /ft ² |
| NATURALGAS | 0.00 CCF | 0 Kbtu | 0.000 Kbtu/ft ² | \$504.64 | \$0.000 /CCF | \$0.006 /ft ² |
| SEWER | 51.00 CCF | | | \$770.31 | \$15.104 /CCF | \$0.009 /ft ² |
| WATER | 748.00 CCF | | | \$3,300.53 | \$4.412 /CCF | \$0.037 /ft ² |
| Totals: | | 94,103 Kbtu | 1.062 Kbtu/ft² | \$8,894.05 | | |

Energy

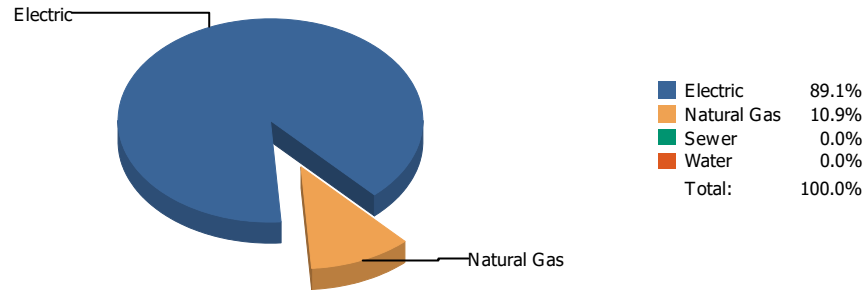


Cost

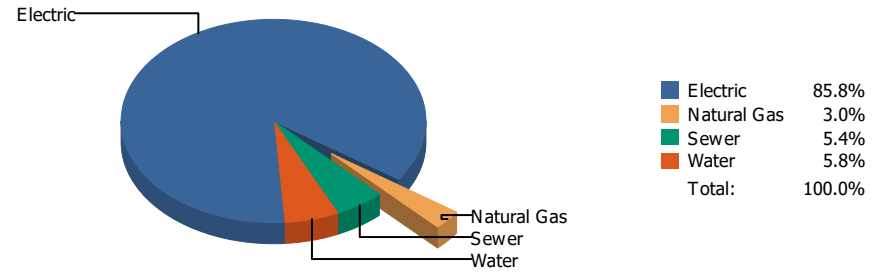


| Commodity | Common Use | Energy Use | Energy Use / Area | Total Cost | Cost / Unit | Cost / Area |
|--|---------------|---------------------|----------------------------------|--------------------|--------------|--------------------------|
| Place: [GUILLEN] GUILLEN MIDDLE SCHOOL 044 [BUILDING] | | | | | | |
| Area: 223,773 ft² | | | | | | |
| Billing Period: Jul 2024 | | | | | | |
| ELECTRIC | 48,668.00 kWh | 166,055 Kbtu | 0.742 Kbtu/ft ² | \$7,682.85 | \$0.158 /kWh | \$0.034 /ft ² |
| NATURALGAS | 164.00 CCF | 16,990 Kbtu | 0.076 Kbtu/ft ² | \$713.02 | \$4.348 /CCF | \$0.003 /ft ² |
| SEWER | 98.00 CCF | | | \$955.02 | \$9.745 /CCF | \$0.004 /ft ² |
| WATER | 2,339.00 CCF | | | \$18,436.20 | \$7.882 /CCF | \$0.082 /ft ² |
| Totals: | | 183,046 Kbtu | 0.818 Kbtu/ft² | \$27,787.09 | | |

Energy

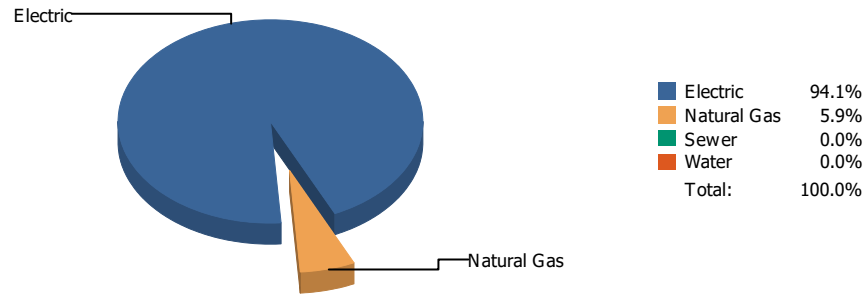


Cost

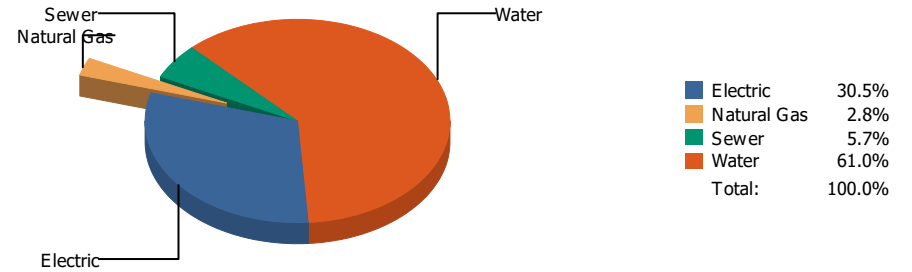


| Commodity | Common Use | Energy Use | Energy Use / Area | Total Cost | Cost / Unit | Cost / Area |
|--|---------------|---------------------|----------------------------------|--------------------|--------------|--------------------------|
| Place: [HART] HART ELEMENTARY SCHOOL 118 [BUILDING] | | | | | | |
| Area: 63,357 ft² | | | | | | |
| Billing Period: Jul 2024 | | | | | | |
| ELECTRIC | 46,057.00 kWh | 157,146 Kbtu | 2.480 Kbtu/ft ² | \$10,434.69 | \$0.227 /kWh | \$0.165 /ft ² |
| NATURALGAS | 186.00 CCF | 19,270 Kbtu | 0.304 Kbtu/ft ² | \$369.27 | \$1.985 /CCF | \$0.006 /ft ² |
| SEWER | 67.00 CCF | | | \$655.67 | \$9.786 /CCF | \$0.010 /ft ² |
| WATER | 72.00 CCF | | | \$706.20 | \$9.808 /CCF | \$0.011 /ft ² |
| Totals: | | 176,416 Kbtu | 2.784 Kbtu/ft² | \$12,165.83 | | |

Energy



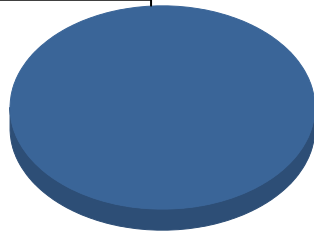
Cost



| Commodity | Common Use | Energy Use | Energy Use / Area | Total Cost | Cost / Unit | Cost / Area |
|--|---------------|--------------------|----------------------------------|-------------------|---------------|--------------------------|
| Place: [HAWKINS] HAWKINS ELEMENTARY SCHOOL 119 [BUILDING] | | | | | | |
| Area: 57,207 ft² | | | | | | |
| Billing Period: Jul 2024 | | | | | | |
| ELECTRIC | 17,030.00 kWh | 58,106 Kbtu | 1.016 Kbtu/ft ² | \$3,034.11 | \$0.178 /kWh | \$0.053 /ft ² |
| NATURALGAS | 35.00 CCF | 3,626 Kbtu | 0.063 Kbtu/ft ² | \$274.66 | \$7.847 /CCF | \$0.005 /ft ² |
| SEWER | 54.00 CCF | | | \$567.26 | \$10.505 /CCF | \$0.010 /ft ² |
| WATER | 979.00 CCF | | | \$6,066.83 | \$6.197 /CCF | \$0.106 /ft ² |
| Totals: | | 61,732 Kbtu | 1.079 Kbtu/ft² | \$9,942.86 | | |

Energy

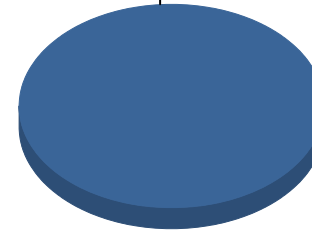
Electric



■ Electric 100.0%
Total: 100.0%

Cost

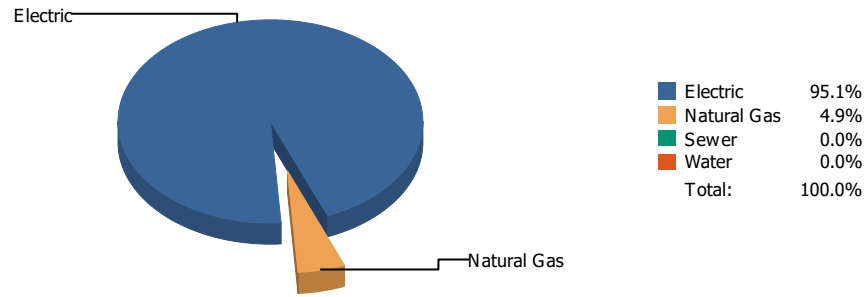
Electric



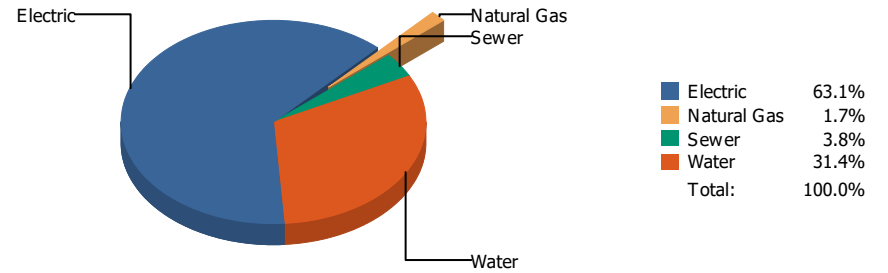
■ Electric 100.0%
Total: 100.0%

| Commodity | Common Use | Energy Use | Energy Use / Area | Total Cost | Cost / Unit | Cost / Area |
|--|------------|-----------------|----------------------------------|-----------------|--------------|--------------------------|
| Place: [HERCULES] HERCULES COTTAGES Lafarelle 141A [BUILDING] | | | | | | |
| Area: 10,160 ft² | | | | | | |
| Billing Period: Jul 2024 | | | | | | |
| ELECTRIC | 39.00 kWh | 133 Kbtu | 0.013 Kbtu/ft ² | \$192.52 | \$4.936 /kWh | \$0.019 /ft ² |
| Totals: | | 133 Kbtu | 0.013 Kbtu/ft² | \$192.52 | | |

Energy

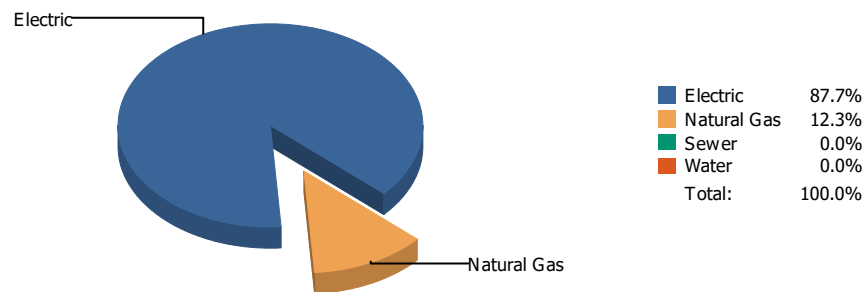


Cost

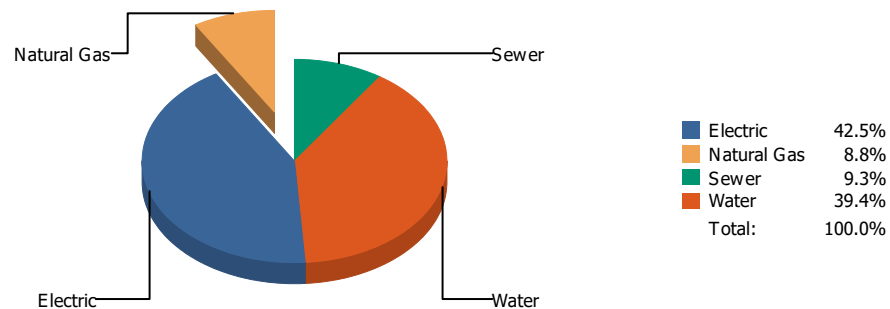


| Commodity | Common Use | Energy Use | Energy Use / Area | Total Cost | Cost / Unit | Cost / Area |
|--|---------------|---------------------|----------------------------------|--------------------|---------------|--------------------------|
| Place: [HERRERA_1] HERRERA ELEMENTARY SCHOOL 174 [BUILDING] | | | | | | |
| Area: 86,275 ft² | | | | | | |
| Billing Period: Jul 2024 | | | | | | |
| ELECTRIC | 64,736.00 kWh | 220,879 Kbtu | 2.560 Kbtu/ft ² | \$11,693.51 | \$0.181 /kWh | \$0.136 /ft ² |
| NATURALGAS | 111.00 CCF | 11,500 Kbtu | 0.133 Kbtu/ft ² | \$322.28 | \$2.903 /CCF | \$0.004 /ft ² |
| SEWER | 25.00 CCF | | | \$702.57 | \$28.103 /CCF | \$0.008 /ft ² |
| WATER | 740.00 CCF | | | \$5,811.55 | \$7.853 /CCF | \$0.067 /ft ² |
| Totals: | | 232,379 Kbtu | 2.693 Kbtu/ft² | \$18,529.91 | | |

Energy

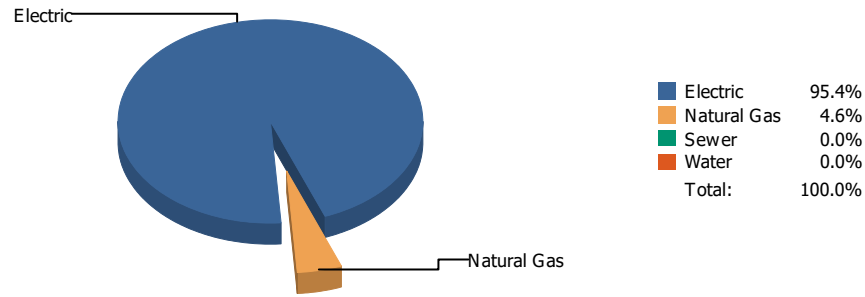


Cost

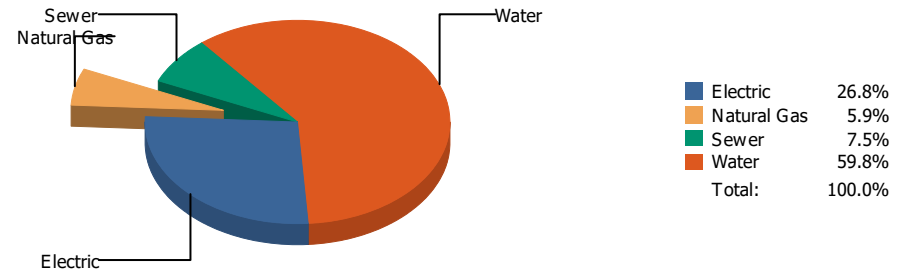


| Commodity | Common Use | Energy Use | Energy Use / Area | Total Cost | Cost / Unit | Cost / Area |
|--|---------------|--------------------|----------------------------------|-------------------|---------------|--------------------------|
| Place: [HILLSIDE] HILLSIDE ELEMENTARY SCHOOL 121 [BUILDING] | | | | | | |
| Area: 80,656 ft² | | | | | | |
| Billing Period: Jul 2024 | | | | | | |
| ELECTRIC | 23,432.00 kWh | 79,950 Kbtu | 0.991 Kbtu/ft ² | \$3,994.09 | \$0.170 /kWh | \$0.049 /ft ² |
| NATURALGAS | 108.00 CCF | 11,189 Kbtu | 0.139 Kbtu/ft ² | \$825.19 | \$7.641 /CCF | \$0.010 /ft ² |
| SEWER | 78.00 CCF | | | \$876.42 | \$11.236 /CCF | \$0.011 /ft ² |
| WATER | 431.00 CCF | | | \$3,710.55 | \$8.609 /CCF | \$0.046 /ft ² |
| Totals: | | 91,139 Kbtu | 1.130 Kbtu/ft² | \$9,406.25 | | |

Energy

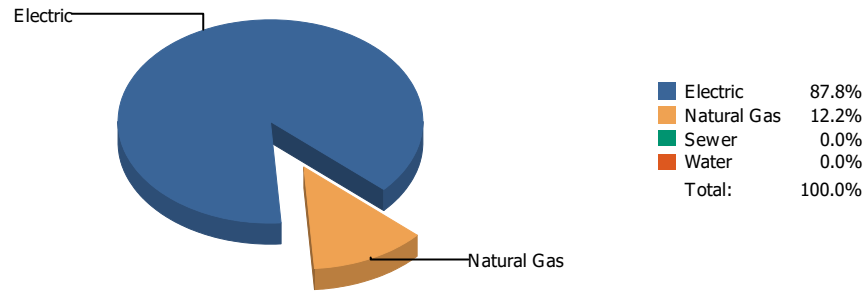


Cost

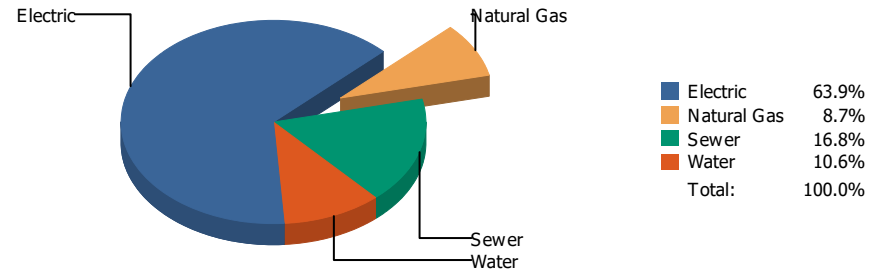


| Commodity | Common Use | Energy Use | Energy Use / Area | Total Cost | Cost / Unit | Cost / Area |
|---|---------------|--------------------|----------------------------------|-------------------|---------------|--------------------------|
| Place: [HOUSTON] HOUSTON-CCTA 122 [BUILDING] | | | | | | |
| Area: 84,178 ft² | | | | | | |
| Billing Period: Jul 2024 | | | | | | |
| ELECTRIC | 19,333.00 kWh | 65,964 Kbtu | 0.784 Kbtu/ft ² | \$2,383.80 | \$0.123 /kWh | \$0.028 /ft ² |
| NATURALGAS | 31.00 CCF | 3,212 Kbtu | 0.038 Kbtu/ft ² | \$524.17 | \$16.909 /CCF | \$0.006 /ft ² |
| SEWER | 24.00 CCF | | | \$664.20 | \$27.675 /CCF | \$0.008 /ft ² |
| WATER | 892.00 CCF | | | \$5,310.49 | \$5.953 /CCF | \$0.063 /ft ² |
| Totals: | | 69,176 Kbtu | 0.822 Kbtu/ft² | \$8,882.66 | | |

Energy

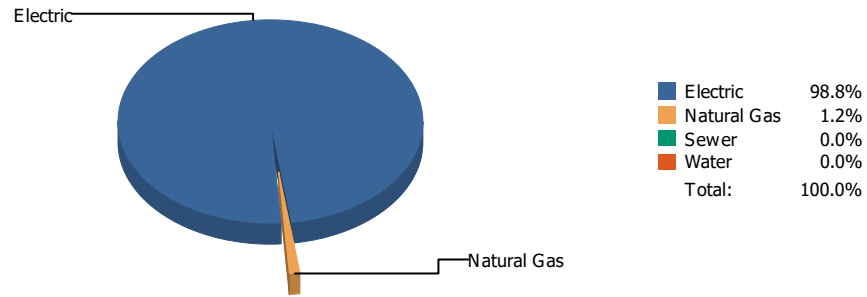


Cost

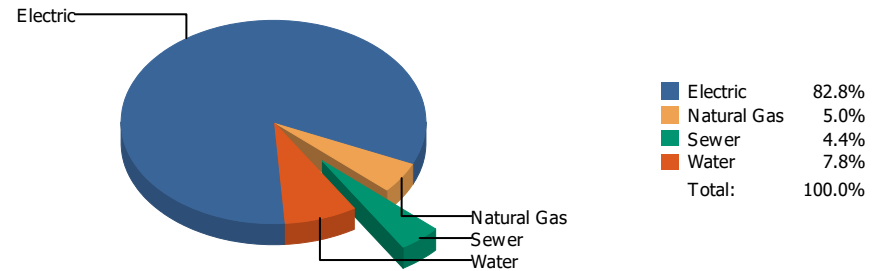


| Commodity | Common Use | Energy Use | Energy Use / Area | Total Cost | Cost / Unit | Cost / Area |
|--|---------------|---------------------|----------------------------------|--------------------|--------------|--------------------------|
| Place: [IRVIN] IRVIN HIGH SCHOOL 008 [BUILDING] | | | | | | |
| Area: 303,804 ft² | | | | | | |
| Billing Period: Jul 2024 | | | | | | |
| ELECTRIC | 99,788.00 kWh | 340,477 Kbtu | 1.121 Kbtu/ft ² | \$20,581.24 | \$0.206 /kWh | \$0.067 /ft ² |
| NATURALGAS | 458.00 CCF | 47,449 Kbtu | 0.156 Kbtu/ft ² | \$2,812.18 | \$6.140 /CCF | \$0.009 /ft ² |
| SEWER | 1,274.00 CCF | | | \$5,399.18 | \$4.238 /CCF | \$0.018 /ft ² |
| WATER | 540.00 CCF | | | \$3,416.81 | \$6.327 /CCF | \$0.011 /ft ² |
| Totals: | | 387,925 Kbtu | 1.277 Kbtu/ft² | \$32,209.41 | | |

Energy

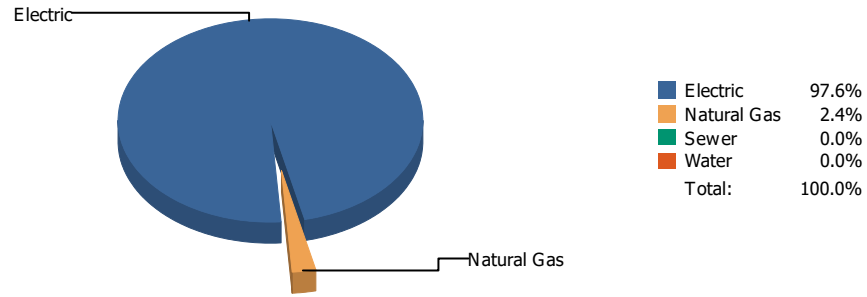


Cost

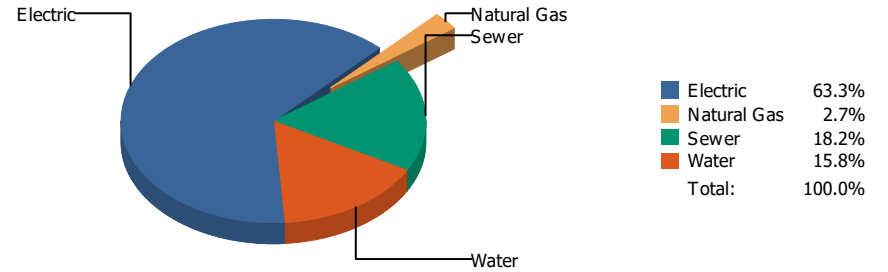


| Commodity | Common Use | Energy Use | Energy Use / Area | Total Cost | Cost / Unit | Cost / Area |
|---|----------------|-----------------------|----------------------------------|--------------------|--------------|--------------------------|
| Place: [JEFFERSN] JEFFERSON HIGH SCHOOL 009 [BUILDING] | | | | | | |
| Area: 257,708 ft² | | | | | | |
| Billing Period: Jul 2024 | | | | | | |
| ELECTRIC | 450,209.00 kWh | 1,536,113 Kbtu | 5.961 Kbtu/ft ² | \$26,958.05 | \$0.060 /kWh | \$0.104 /ft ² |
| NATURALGAS | 185.00 CCF | 19,166 Kbtu | 0.074 Kbtu/ft ² | \$1,630.63 | \$8.814 /CCF | \$0.006 /ft ² |
| SEWER | 218.00 CCF | | | \$1,418.12 | \$6.505 /CCF | \$0.005 /ft ² |
| WATER | 529.00 CCF | | | \$2,534.20 | \$4.791 /CCF | \$0.010 /ft ² |
| Totals: | | 1,555,279 Kbtu | 6.035 Kbtu/ft² | \$32,541.00 | | |

Energy

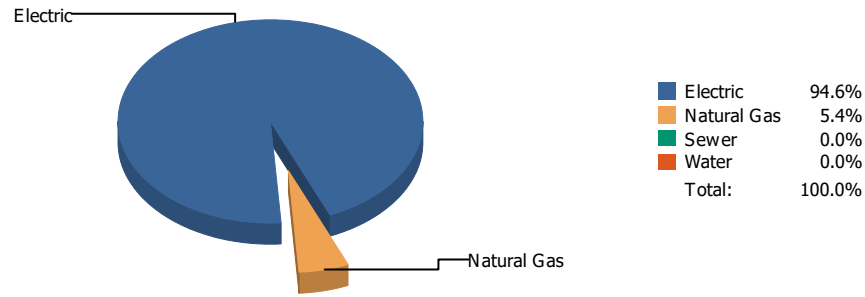


Cost

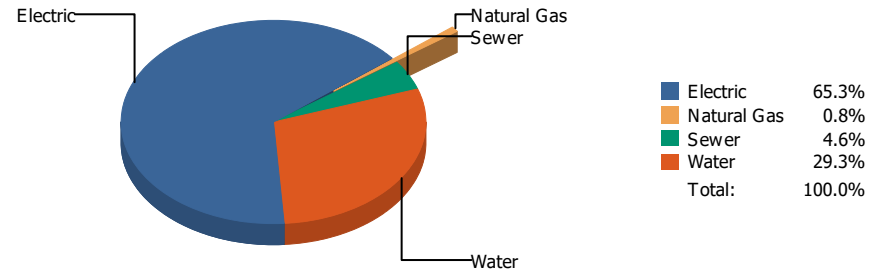


| Commodity | Common Use | Energy Use | Energy Use / Area | Total Cost | Cost / Unit | Cost / Area |
|--|---------------|--------------------|----------------------------------|--------------------|---------------|--------------------------|
| Place: [JOSEPH_E_TORRES] JOSEPH E. TORRES ELEMENTARY 158 [BUILDING] | | | | | | |
| Area: 59,142 ft² | | | | | | |
| Billing Period: Jul 2024 | | | | | | |
| ELECTRIC | 28,098.00 kWh | 95,870 Kbtu | 1.621 Kbtu/ft ² | \$8,394.07 | \$0.299 /kWh | \$0.142 /ft ² |
| NATURALGAS | 23.00 CCF | 2,383 Kbtu | 0.040 Kbtu/ft ² | \$359.96 | \$15.650 /CCF | \$0.006 /ft ² |
| SEWER | 305.00 CCF | | | \$2,407.29 | \$7.893 /CCF | \$0.041 /ft ² |
| WATER | 259.00 CCF | | | \$2,091.64 | \$8.076 /CCF | \$0.035 /ft ² |
| Totals: | | 98,253 Kbtu | 1.661 Kbtu/ft² | \$13,252.96 | | |

Energy

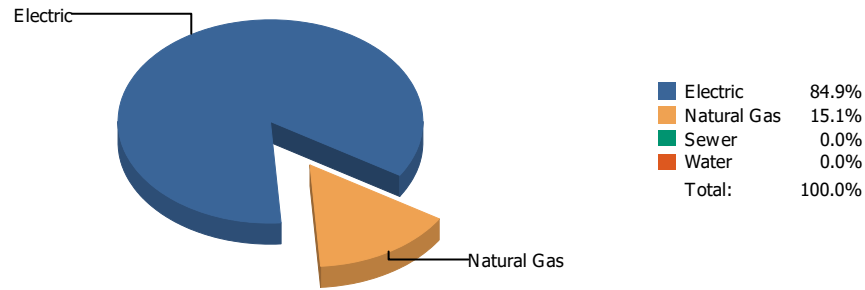


Cost

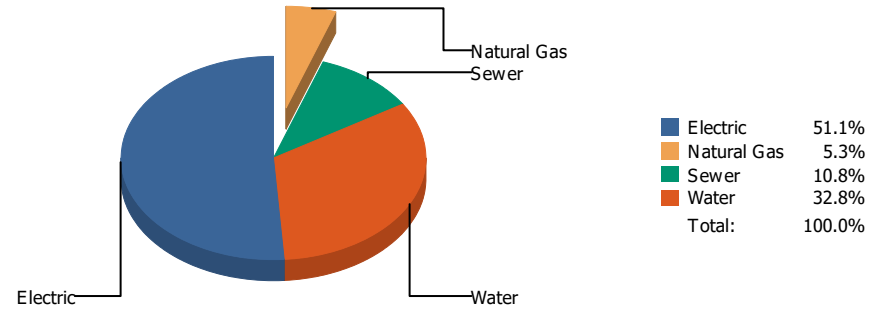


| Commodity | Common Use | Energy Use | Energy Use / Area | Total Cost | Cost / Unit | Cost / Area |
|--|---------------|---------------------|----------------------------------|--------------------|---------------|--------------------------|
| Place: [JV_TINAJERO_] J.V. TINAJERO PK-8 [BUILDING] | | | | | | |
| Area: 312,312 ft² | | | | | | |
| Billing Period: Jul 2024 | | | | | | |
| ELECTRIC | 84,299.00 kWh | 287,628 Kbtu | 0.921 Kbtu/ft ² | \$15,058.24 | \$0.179 /kWh | \$0.048 /ft ² |
| NATURALGAS | 158.00 CCF | 16,369 Kbtu | 0.052 Kbtu/ft ² | \$185.75 | \$1.176 /CCF | \$0.001 /ft ² |
| SEWER | 73.00 CCF | | | \$1,068.73 | \$14.640 /CCF | \$0.003 /ft ² |
| WATER | 1,057.00 CCF | | | \$6,757.67 | \$6.393 /CCF | \$0.021 /ft ² |
| Totals: | | 303,997 Kbtu | 0.973 Kbtu/ft² | \$23,070.39 | | |

Energy

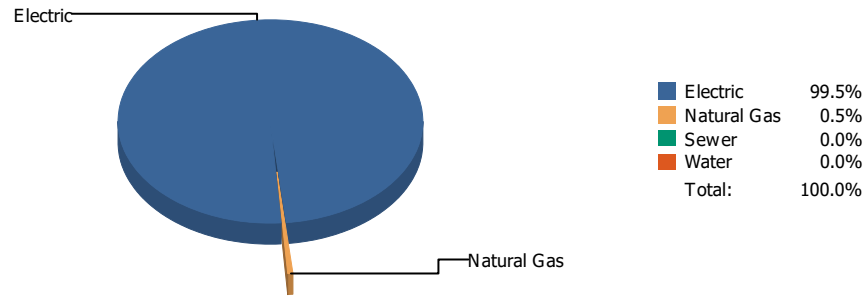


Cost

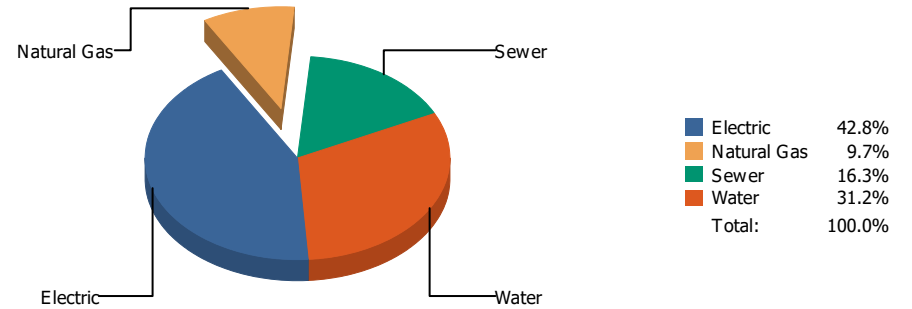


| Commodity | Common Use | Energy Use | Energy Use / Area | Total Cost | Cost / Unit | Cost / Area |
|--|---------------|--------------------|----------------------------------|--------------------|--------------|--------------------------|
| Place: [KOHLBERG] KOHLBERG ELEMENTARY SCHOOL [BUILDING] | | | | | | |
| Area: 99,884 ft² | | | | | | |
| Billing Period: Jul 2024 | | | | | | |
| ELECTRIC | 23,007.00 kWh | 78,500 Kbtu | 0.786 Kbtu/ft ² | \$5,652.58 | \$0.246 /kWh | \$0.057 /ft ² |
| NATURALGAS | 135.00 CCF | 13,986 Kbtu | 0.140 Kbtu/ft ² | \$589.76 | \$4.369 /CCF | \$0.006 /ft ² |
| SEWER | 167.00 CCF | | | \$1,189.75 | \$7.124 /CCF | \$0.012 /ft ² |
| WATER | 528.00 CCF | | | \$3,631.52 | \$6.878 /CCF | \$0.036 /ft ² |
| Totals: | | 92,486 Kbtu | 0.926 Kbtu/ft² | \$11,063.61 | | |

Energy



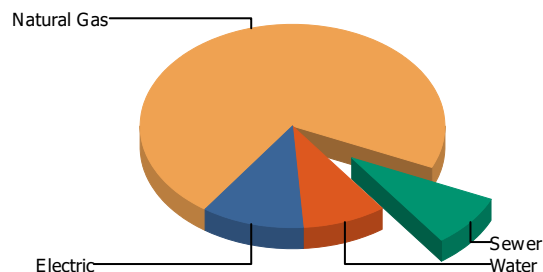
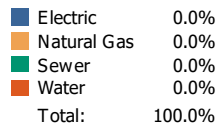
Cost



| Commodity | Common Use | Energy Use | Energy Use / Area | Total Cost | Cost / Unit | Cost / Area |
|--|---------------|--------------------|----------------------------------|-------------------|----------------|--------------------------|
| Place: [LAMAR] LAMAR ELEMENTARY SCHOOL 125 [BUILDING] | | | | | | |
| Area: 76,252 ft² | | | | | | |
| Billing Period: Jul 2024 | | | | | | |
| ELECTRIC | 17,109.00 kWh | 58,376 Kbtu | 0.766 Kbtu/ft ² | \$3,333.38 | \$0.195 /kWh | \$0.044 /ft ² |
| NATURALGAS | 3.00 CCF | 311 Kbtu | 0.004 Kbtu/ft ² | \$758.86 | \$252.953 /CCF | \$0.010 /ft ² |
| SEWER | 78.00 CCF | | | \$1,268.78 | \$16.266 /CCF | \$0.017 /ft ² |
| WATER | 316.00 CCF | | | \$2,434.71 | \$7.705 /CCF | \$0.032 /ft ² |
| Totals: | | 58,687 Kbtu | 0.770 Kbtu/ft² | \$7,795.73 | | |

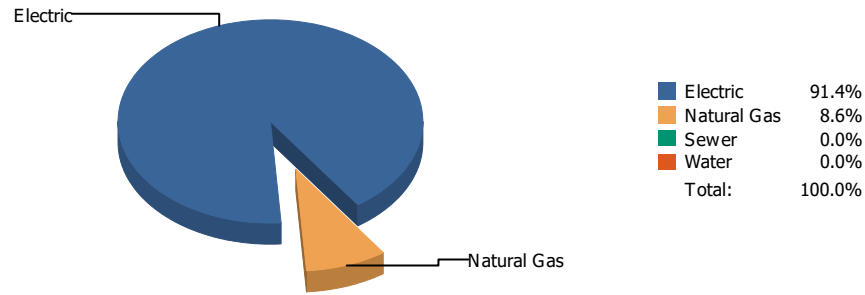
Energy

Cost

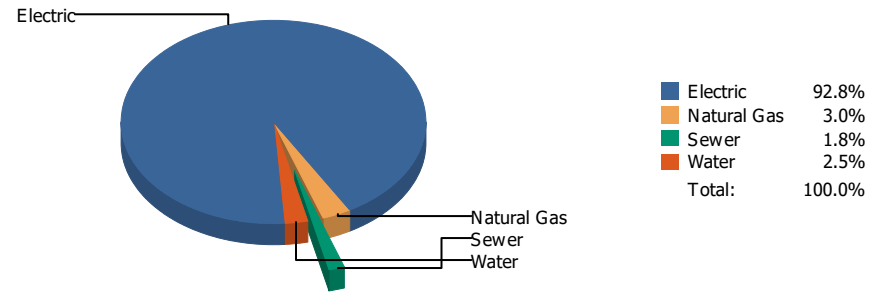


| Commodity | Common Use | Energy Use | Energy Use / Area | Total Cost | Cost / Unit | Cost / Area |
|--|------------|---------------|----------------------------------|-----------------|--------------|--------------------------|
| Place: [LIVE-MAT] LIVE MATERIAL CENTER 929 [BUILDING] | | | | | | |
| Area: 2,483 ft² | | | | | | |
| Billing Period: Jul 2024 | | | | | | |
| ELECTRIC | 0.00 kWh | 0 Kbtu | 0.000 Kbtu/ft ² | \$75.22 | \$0.000 /kWh | \$0.030 /ft ² |
| NATURALGAS | 0.00 CCF | 0 Kbtu | 0.000 Kbtu/ft ² | \$504.64 | \$0.000 /CCF | \$0.203 /ft ² |
| SEWER | 0.00 CCF | | | \$57.64 | \$0.000 /CCF | \$0.023 /ft ² |
| WATER | 0.00 CCF | | | \$62.76 | \$0.000 /CCF | \$0.025 /ft ² |
| Totals: | | 0 Kbtu | 0.000 Kbtu/ft² | \$700.26 | | |

Energy

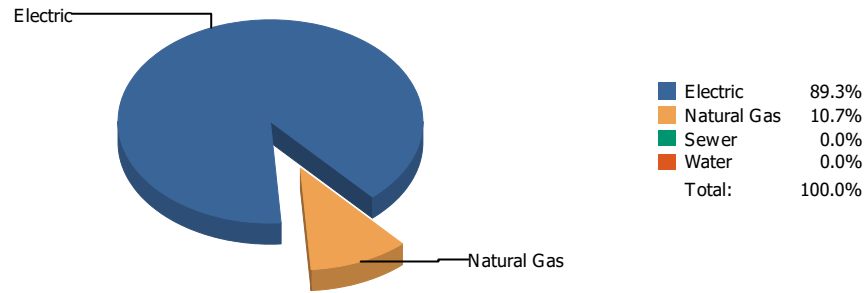


Cost

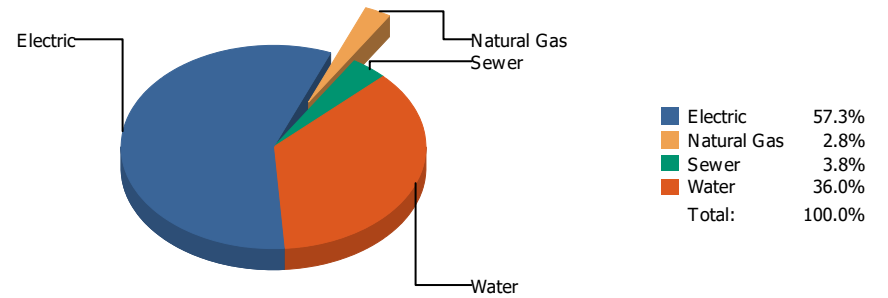


| Commodity | Common Use | Energy Use | Energy Use / Area | Total Cost | Cost / Unit | Cost / Area |
|--|---------------|---------------------|----------------------------------|--------------------|---------------|--------------------------|
| Place: [LOGAN] LOGAN ELEMENTARY SCHOOL 128 [BUILDING] | | | | | | |
| Area: 72,248 ft² | | | | | | |
| Billing Period: Jul 2024 | | | | | | |
| ELECTRIC | 46,126.00 kWh | 157,382 Kbtu | 2.178 Kbtu/ft ² | \$10,752.34 | \$0.233 /kWh | \$0.149 /ft ² |
| NATURALGAS | 143.00 CCF | 14,815 Kbtu | 0.205 Kbtu/ft ² | \$342.49 | \$2.395 /CCF | \$0.005 /ft ² |
| SEWER | 9.00 CCF | | | \$212.89 | \$23.654 /CCF | \$0.003 /ft ² |
| WATER | 32.00 CCF | | | \$284.66 | \$8.896 /CCF | \$0.004 /ft ² |
| Totals: | | 172,197 Kbtu | 2.383 Kbtu/ft² | \$11,592.38 | | |

Energy

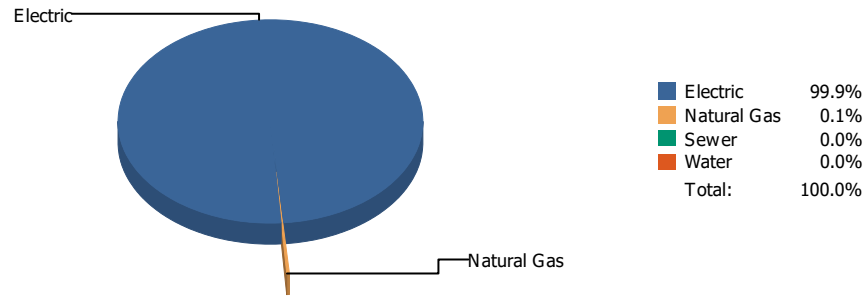


Cost

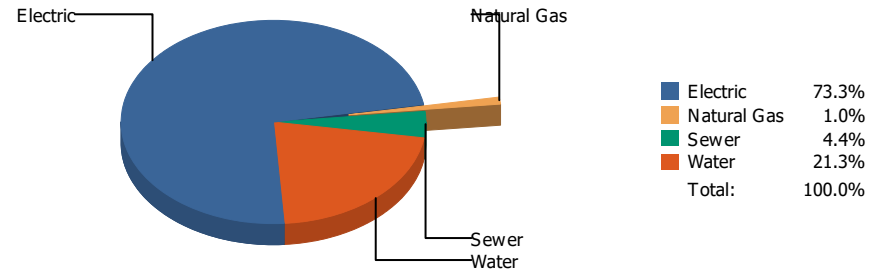


| Commodity | Common Use | Energy Use | Energy Use / Area | Total Cost | Cost / Unit | Cost / Area |
|--|---------------|---------------------|----------------------------------|--------------------|---------------|--------------------------|
| Place: [LUNDY_2] LUNDY ELEMENTARY SCHOOL 177 [BUILDING] | | | | | | |
| Area: 112,731 ft² | | | | | | |
| Billing Period: Jul 2024 | | | | | | |
| ELECTRIC | 40,422.00 kWh | 137,920 Kbtu | 1.223 Kbtu/ft ² | \$12,469.53 | \$0.308 /kWh | \$0.111 /ft ² |
| NATURALGAS | 159.00 CCF | 16,472 Kbtu | 0.146 Kbtu/ft ² | \$604.88 | \$3.804 /CCF | \$0.005 /ft ² |
| SEWER | 59.00 CCF | | | \$836.19 | \$14.173 /CCF | \$0.007 /ft ² |
| WATER | 932.00 CCF | | | \$7,833.43 | \$8.405 /CCF | \$0.069 /ft ² |
| Totals: | | 154,392 Kbtu | 1.370 Kbtu/ft² | \$21,744.03 | | |

Energy



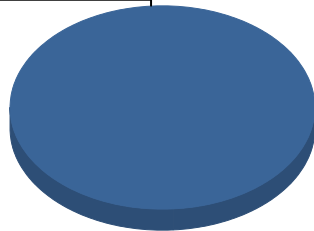
Cost



| Commodity | Common Use | Energy Use | Energy Use / Area | Total Cost | Cost / Unit | Cost / Area |
|--|---------------|---------------------|----------------------------------|--------------------|---------------|--------------------------|
| Place: [MACARHTUR_PK-8] MACARTHUR PK-8 129 [BUILDING] | | | | | | |
| Area: 143,341 ft² | | | | | | |
| Billing Period: Jul 2024 | | | | | | |
| ELECTRIC | 81,018.00 kWh | 276,433 Kbtu | 1.929 Kbtu/ft ² | \$18,823.07 | \$0.232 /kWh | \$0.131 /ft ² |
| NATURALGAS | 4.00 CCF | 414 Kbtu | 0.003 Kbtu/ft ² | \$254.84 | \$63.710 /CCF | \$0.002 /ft ² |
| SEWER | 189.00 CCF | | | \$1,135.13 | \$6.006 /CCF | \$0.008 /ft ² |
| WATER | 698.00 CCF | | | \$5,456.18 | \$7.817 /CCF | \$0.038 /ft ² |
| Totals: | | 276,848 Kbtu | 1.931 Kbtu/ft² | \$25,669.22 | | |

Energy


Electric



■ Electric 100.0%
 ■ Water 0.0%
 Total: 100.0%

Cost

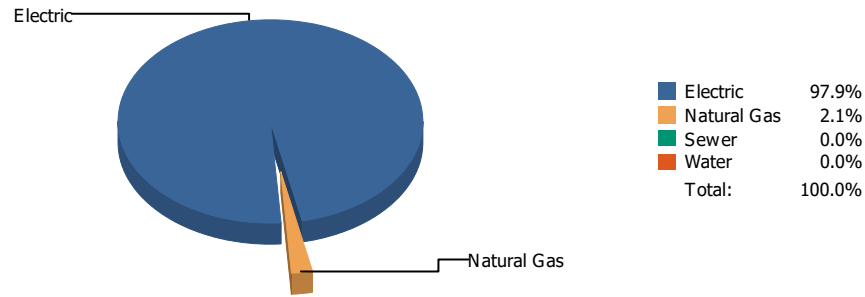
Water



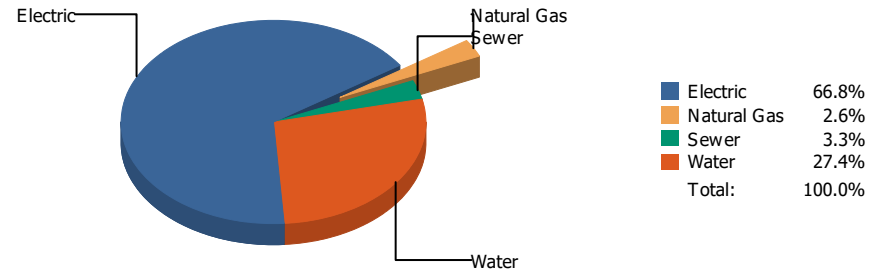
■ Electric 4.0%
 ■ Water 96.0%
 Total: 100.0%

| Commodity | Common Use | Energy Use | Energy Use / Area | Total Cost | Cost / Unit | Cost / Area |
|--|------------|-----------------|----------------------------------|-------------------|---------------|--------------------------|
| Place: [MAGOFFIN] MAGOFFIN CUSTODIAL 047 [BUILDING] | | | | | | |
| Area: 76,378 ft² | | | | | | |
| Billing Period: Jul 2024 | | | | | | |
| ELECTRIC | 84.00 kWh | 287 Kbtu | 0.004 Kbtu/ft ² | \$55.21 | \$0.657 /kWh | \$0.001 /ft ² |
| WATER | 72.00 CCF | | | \$1,308.52 | \$18.174 /CCF | \$0.017 /ft ² |
| Totals: | | 287 Kbtu | 0.004 Kbtu/ft² | \$1,363.73 | | |

Energy

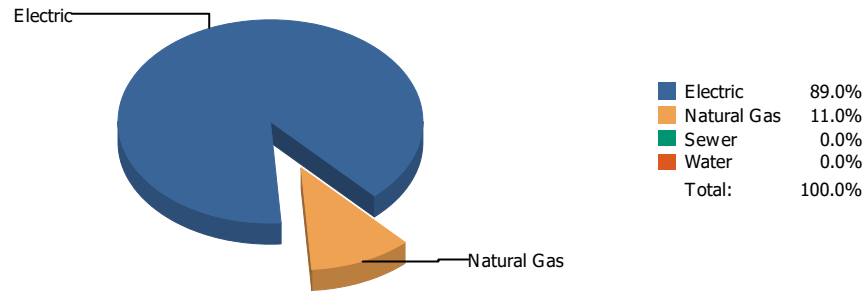


Cost

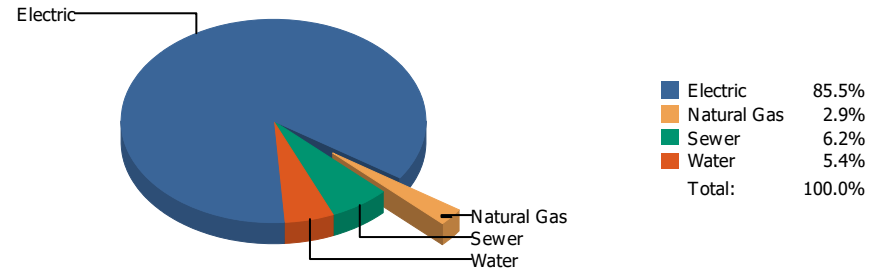


| Commodity | Common Use | Energy Use | Energy Use / Area | Total Cost | Cost / Unit | Cost / Area |
|---|---------------|---------------------|----------------------------------|--------------------|---------------|--------------------------|
| Place: [MAGOFFINNEWMIDDLESCHOOL] MAGOFFIN MIDDLE SCHOOL [BUILDING] | | | | | | |
| Area: 116,136 ft² | | | | | | |
| Billing Period: Jul 2024 | | | | | | |
| ELECTRIC | 81,390.00 kWh | 277,703 Kbtu | 2.391 Kbtu/ft ² | \$14,105.47 | \$0.173 /kWh | \$0.121 /ft ² |
| NATURALGAS | 58.00 CCF | 6,009 Kbtu | 0.052 Kbtu/ft ² | \$541.21 | \$9.331 /CCF | \$0.005 /ft ² |
| SEWER | 21.00 CCF | | | \$686.85 | \$32.707 /CCF | \$0.006 /ft ² |
| WATER | 690.00 CCF | | | \$5,794.26 | \$8.397 /CCF | \$0.050 /ft ² |
| Totals: | | 283,711 Kbtu | 2.443 Kbtu/ft² | \$21,127.79 | | |

Energy

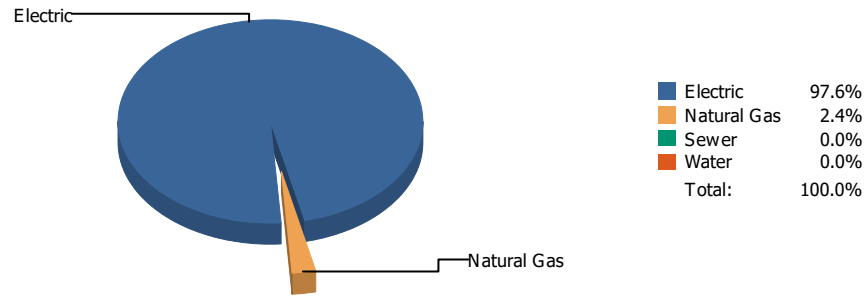


Cost

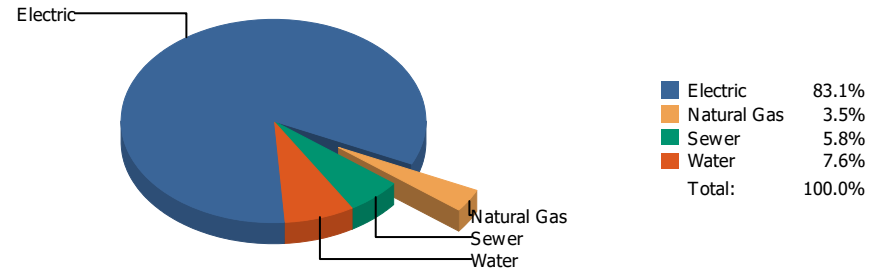


| Commodity | Common Use | Energy Use | Energy Use / Area | Total Cost | Cost / Unit | Cost / Area |
|--|---------------|---------------------|----------------------------------|--------------------|---------------|--------------------------|
| Place: [MAXINE] MAXINE SILVA HEALTH MAGNET 011 [BUILDING] | | | | | | |
| Area: 80,909 ft² | | | | | | |
| Billing Period: Jul 2024 | | | | | | |
| ELECTRIC | 28,345.00 kWh | 96,713 Kbtu | 1.195 Kbtu/ft ² | \$9,425.65 | \$0.333 /kWh | \$0.116 /ft ² |
| NATURALGAS | 115.00 CCF | 11,914 Kbtu | 0.147 Kbtu/ft ² | \$324.81 | \$2.824 /CCF | \$0.004 /ft ² |
| SEWER | 74.00 CCF | | | \$683.18 | \$9.232 /CCF | \$0.008 /ft ² |
| WATER | 51.00 CCF | | | \$593.57 | \$11.639 /CCF | \$0.007 /ft ² |
| Totals: | | 108,627 Kbtu | 1.343 Kbtu/ft² | \$11,027.21 | | |

Energy



Cost

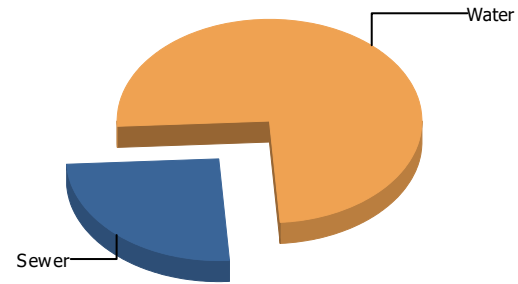


| Commodity | Common Use | Energy Use | Energy Use / Area | Total Cost | Cost / Unit | Cost / Area |
|--|---------------|---------------------|----------------------------------|--------------------|---------------|--------------------------|
| Place: [MESITA] MESITA ELEMENTARY SCHOOL 130 [BUILDING] | | | | | | |
| Area: 100,583 ft² | | | | | | |
| Billing Period: Jul 2024 | | | | | | |
| ELECTRIC | 69,597.00 kWh | 237,465 Kbtu | 2.361 Kbtu/ft ² | \$12,824.98 | \$0.184 /kWh | \$0.128 /ft ² |
| NATURALGAS | 56.00 CCF | 5,802 Kbtu | 0.058 Kbtu/ft ² | \$539.95 | \$9.642 /CCF | \$0.005 /ft ² |
| SEWER | 76.00 CCF | | | \$903.00 | \$11.882 /CCF | \$0.009 /ft ² |
| WATER | 126.00 CCF | | | \$1,169.90 | \$9.285 /CCF | \$0.012 /ft ² |
| Totals: | | 243,267 Kbtu | 2.419 Kbtu/ft² | \$15,437.83 | | |

Energy

Cost

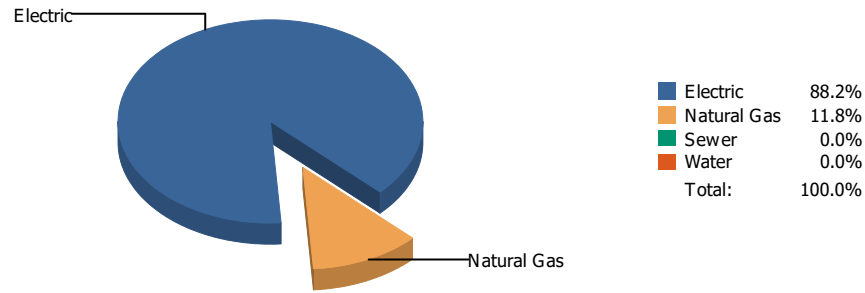
■ Sewer 0.0%
 ■ Water 0.0%
 Total: 100.0%



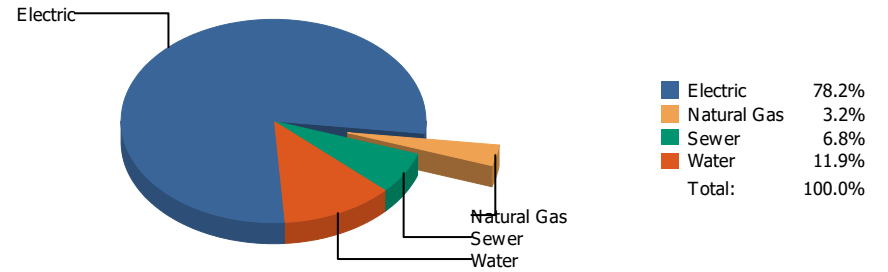
■ Sewer 25.4%
 ■ Water 74.6%
 Total: 100.0%

| Commodity | Common Use | Energy Use | Energy Use / Area | Total Cost | Cost / Unit | Cost / Area |
|--|------------|------------|-------------------|-------------------|--------------|--------------------------|
| Place: [MILAM] MILAM ELEMENTARY SCHOOL 131 [BUILDING] | | | | | | |
| Area: 63,641 ft² | | | | | | |
| Billing Period: Jul 2024 | | | | | | |
| SEWER | 214.00 CCF | | | \$1,262.59 | \$5.900 /CCF | \$0.020 /ft ² |
| WATER | 427.00 CCF | | | \$3,708.41 | \$8.685 /CCF | \$0.058 /ft ² |
| Totals: | | | | \$4,971.00 | | |

Energy

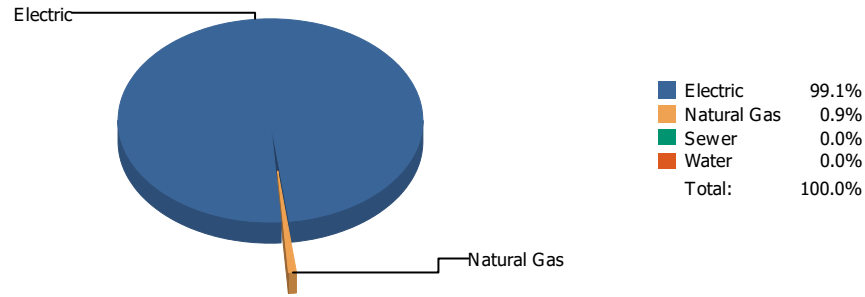


Cost

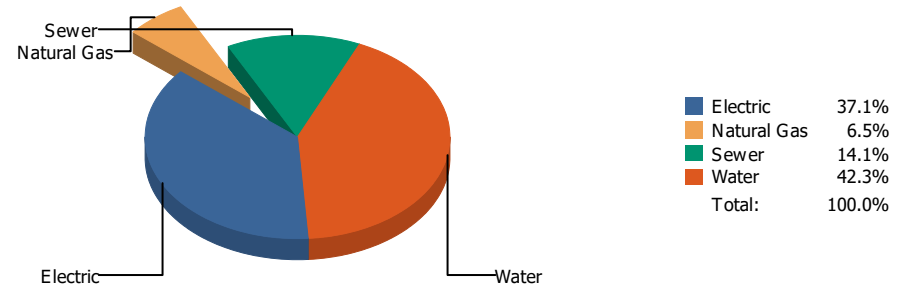


| Commodity | Common Use | Energy Use | Energy Use / Area | Total Cost | Cost / Unit | Cost / Area |
|--|---------------|---------------------|----------------------------------|--------------------|---------------|--------------------------|
| Place: [MOYE_2] MOYE ELEMENTARY SCHOOL [BUILDING] | | | | | | |
| Area: 93,197 ft² | | | | | | |
| Billing Period: Jul 2024 | | | | | | |
| ELECTRIC | 40,211.00 kWh | 137,200 Kbtu | 1.472 Kbtu/ft ² | \$8,856.53 | \$0.220 /kWh | \$0.095 /ft ² |
| NATURALGAS | 177.00 CCF | 18,337 Kbtu | 0.197 Kbtu/ft ² | \$363.91 | \$2.056 /CCF | \$0.004 /ft ² |
| SEWER | 41.00 CCF | | | \$765.45 | \$18.670 /CCF | \$0.008 /ft ² |
| WATER | 169.00 CCF | | | \$1,344.16 | \$7.954 /CCF | \$0.014 /ft ² |
| Totals: | | 155,537 Kbtu | 1.669 Kbtu/ft² | \$11,330.05 | | |

Energy

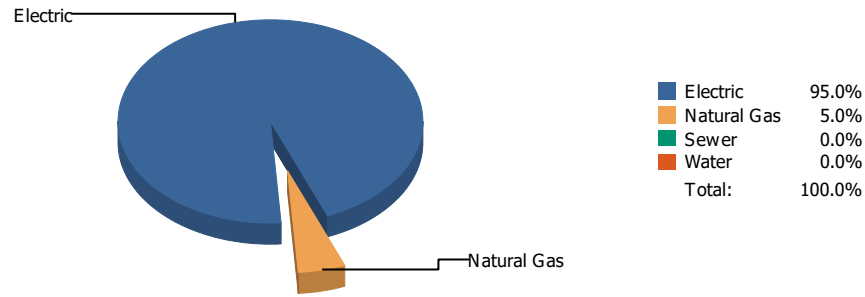


Cost

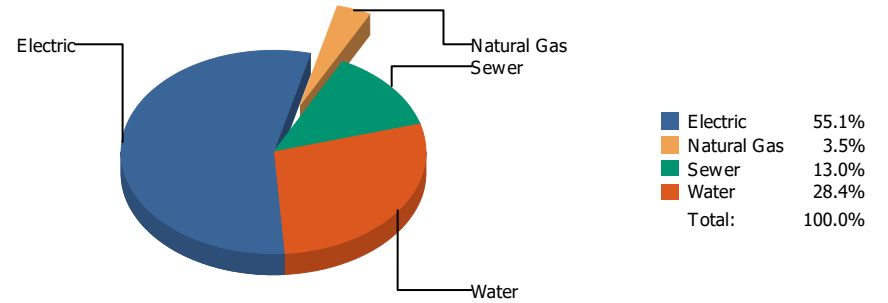


| Commodity | Common Use | Energy Use | Energy Use / Area | Total Cost | Cost / Unit | Cost / Area |
|---|---------------|--------------------|----------------------------------|-------------------|---------------|--------------------------|
| Place: [MULTI-MEDIACENTER] MULTI-MEDIA CENTER [BUILDING] | | | | | | |
| Area: 27,633 ft² | | | | | | |
| Billing Period: Jul 2024 | | | | | | |
| ELECTRIC | 10,537.00 kWh | 35,952 Kbtu | 1.301 Kbtu/ft ² | \$1,443.63 | \$0.137 /kWh | \$0.052 /ft ² |
| NATURALGAS | 3.00 CCF | 311 Kbtu | 0.011 Kbtu/ft ² | \$254.22 | \$84.740 /CCF | \$0.009 /ft ² |
| SEWER | 94.00 CCF | | | \$546.94 | \$5.819 /CCF | \$0.020 /ft ² |
| WATER | 277.00 CCF | | | \$1,647.64 | \$5.948 /CCF | \$0.060 /ft ² |
| Totals: | | 36,263 Kbtu | 1.312 Kbtu/ft² | \$3,892.43 | | |

Energy



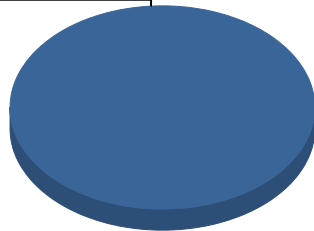
Cost



| Commodity | Common Use | Energy Use | Energy Use / Area | Total Cost | Cost / Unit | Cost / Area |
|---|---------------|---------------------|----------------------------------|--------------------|--------------|--------------------------|
| Place: [MURPHREE-PK-8] CHARLES Q. MURPHREE PK-8 [BUILDING] | | | | | | |
| Area: 87,993 ft² | | | | | | |
| Billing Period: Jul 2024 | | | | | | |
| ELECTRIC | 68,980.00 kWh | 235,360 Kbtu | 2.675 Kbtu/ft ² | \$13,167.35 | \$0.191 /kWh | \$0.149 /ft ² |
| NATURALGAS | 120.00 CCF | 12,432 Kbtu | 0.141 Kbtu/ft ² | \$832.78 | \$6.940 /CCF | \$0.009 /ft ² |
| SEWER | 383.00 CCF | | | \$3,098.33 | \$8.090 /CCF | \$0.035 /ft ² |
| WATER | 1,639.00 CCF | | | \$6,784.68 | \$4.140 /CCF | \$0.077 /ft ² |
| Totals: | | 247,792 Kbtu | 2.816 Kbtu/ft² | \$23,883.14 | | |

Energy

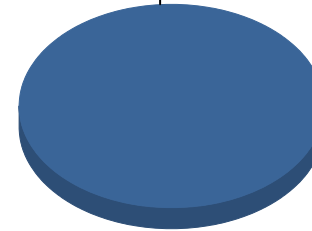
Electric



■ Electric 100.0%
Total: 100.0%

Cost

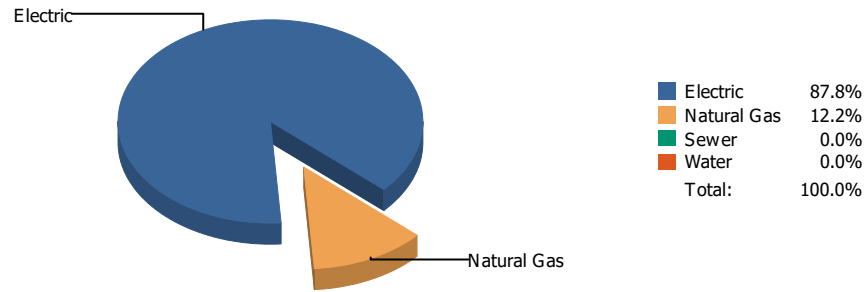
Electric



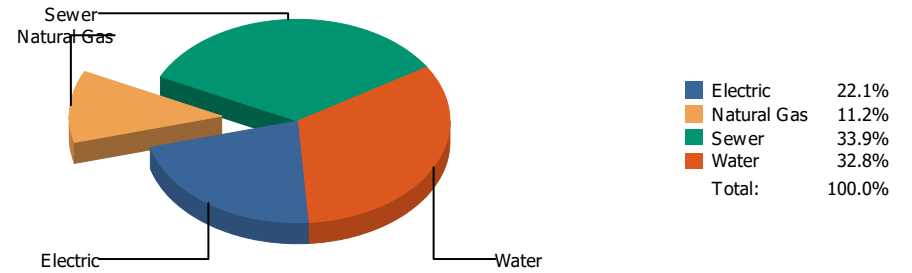
■ Electric 100.0%
Total: 100.0%

| Commodity | Common Use | Energy Use | Energy Use / Area | Total Cost | Cost / Unit | Cost / Area |
|--|------------|-------------------|----------------------------------|-----------------|--------------|--------------------------|
| Place: [NE-AREA-OFFICES] N.E. AREA Hondo Pass Hondo Cottages 882 [BUILDING] | | | | | | |
| Area: 7,328 ft² | | | | | | |
| Billing Period: Jul 2024 | | | | | | |
| ELECTRIC | 989.00 kWh | 3,374 Kbtu | 0.460 Kbtu/ft ² | \$148.24 | \$0.150 /kWh | \$0.020 /ft ² |
| Totals: | | 3,374 Kbtu | 0.460 Kbtu/ft² | \$148.24 | | |

Energy

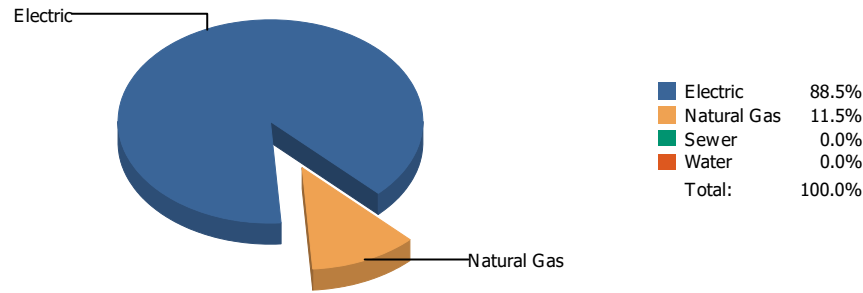


Cost

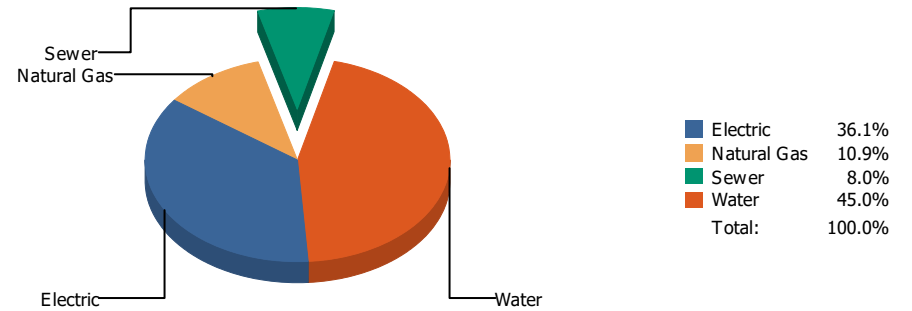


| Commodity | Common Use | Energy Use | Energy Use / Area | Total Cost | Cost / Unit | Cost / Area |
|--|--------------|--------------------|----------------------------------|-------------------|---------------|--------------------------|
| Place: [NETTRANSPORTATION] N.E. TRANSPORTATION 826 [BUILDING] | | | | | | |
| Area: 5,995 ft² | | | | | | |
| Billing Period: Jul 2024 | | | | | | |
| ELECTRIC | 4,377.00 kWh | 14,934 Kbtu | 2.491 Kbtu/ft ² | \$521.36 | \$0.119 /kWh | \$0.087 /ft ² |
| NATURALGAS | 20.00 CCF | 2,072 Kbtu | 0.346 Kbtu/ft ² | \$264.94 | \$13.247 /CCF | \$0.044 /ft ² |
| SEWER | 50.00 CCF | | | \$800.82 | \$16.016 /CCF | \$0.134 /ft ² |
| WATER | 79.00 CCF | | | \$776.15 | \$9.825 /CCF | \$0.129 /ft ² |
| Totals: | | 17,006 Kbtu | 2.837 Kbtu/ft² | \$2,363.27 | | |

Energy

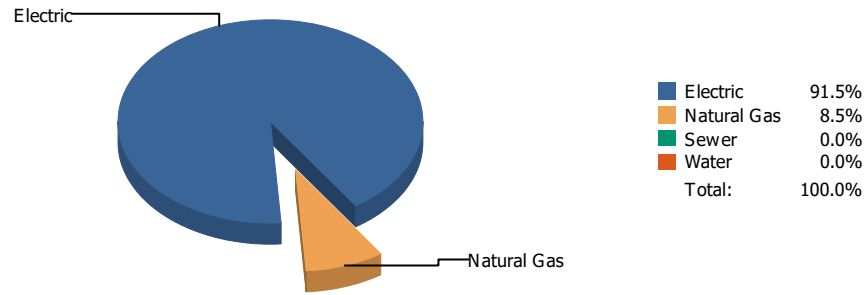


Cost

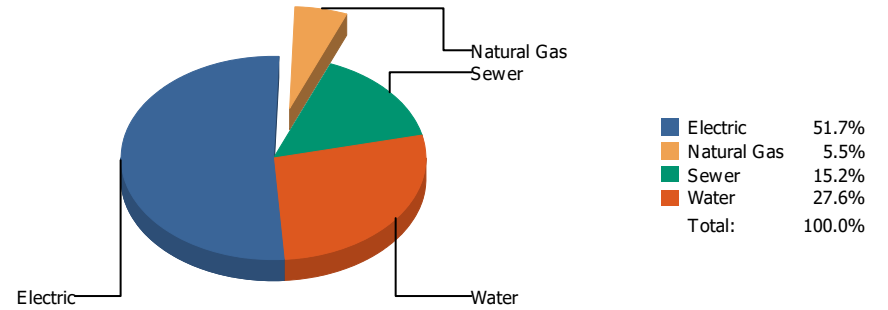


| Commodity | Common Use | Energy Use | Energy Use / Area | Total Cost | Cost / Unit | Cost / Area |
|--|---------------|--------------------|----------------------------------|-------------------|---------------|--------------------------|
| Place: [NEWMAN] NEWMAN ELEMENTARY SCHOOL 133 [BUILDING] | | | | | | |
| Area: 73,291 ft² | | | | | | |
| Billing Period: Jul 2024 | | | | | | |
| ELECTRIC | 14,554.00 kWh | 49,658 Kbtu | 0.678 Kbtu/ft ² | \$2,631.08 | \$0.181 /kWh | \$0.036 /ft ² |
| NATURALGAS | 62.00 CCF | 6,423 Kbtu | 0.088 Kbtu/ft ² | \$796.06 | \$12.840 /CCF | \$0.011 /ft ² |
| SEWER | 67.00 CCF | | | \$581.91 | \$8.685 /CCF | \$0.008 /ft ² |
| WATER | 381.00 CCF | | | \$3,276.02 | \$8.598 /CCF | \$0.044 /ft ² |
| Totals: | | 56,081 Kbtu | 0.765 Kbtu/ft² | \$7,285.07 | | |

Energy

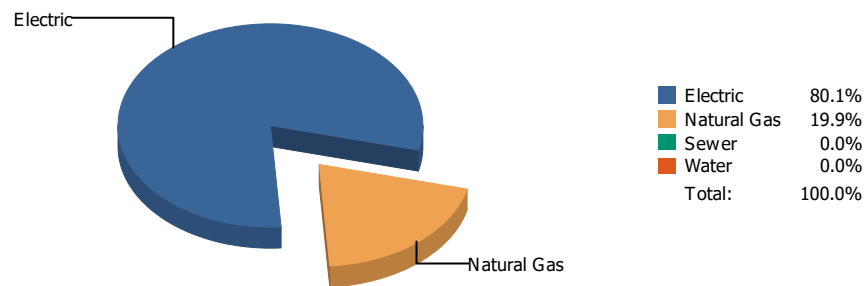


Cost

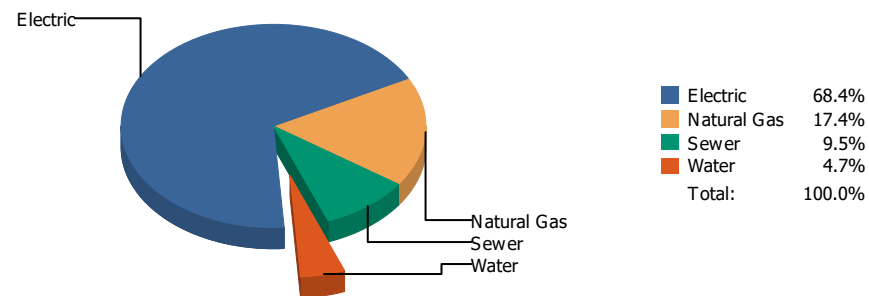


| Commodity | Common Use | Energy Use | Energy Use / Area | Total Cost | Cost / Unit | Cost / Area |
|---|---------------|--------------------|----------------------------------|-------------------|--------------|--------------------------|
| Place: [NIXON] L.A. NIXON ELEMENTARY SCHOOL 161 [BUILDING] | | | | | | |
| Area: 76,873 ft² | | | | | | |
| Billing Period: Jul 2024 | | | | | | |
| ELECTRIC | 23,297.00 kWh | 79,489 Kbtu | 1.034 Kbtu/ft ² | \$5,144.68 | \$0.221 /kWh | \$0.067 /ft ² |
| NATURALGAS | 71.00 CCF | 7,356 Kbtu | 0.096 Kbtu/ft ² | \$549.41 | \$7.738 /CCF | \$0.007 /ft ² |
| SEWER | 203.00 CCF | | | \$1,508.75 | \$7.432 /CCF | \$0.020 /ft ² |
| WATER | 484.00 CCF | | | \$2,740.79 | \$5.663 /CCF | \$0.035 /ft ² |
| Totals: | | 86,845 Kbtu | 1.130 Kbtu/ft² | \$9,943.63 | | |

Energy

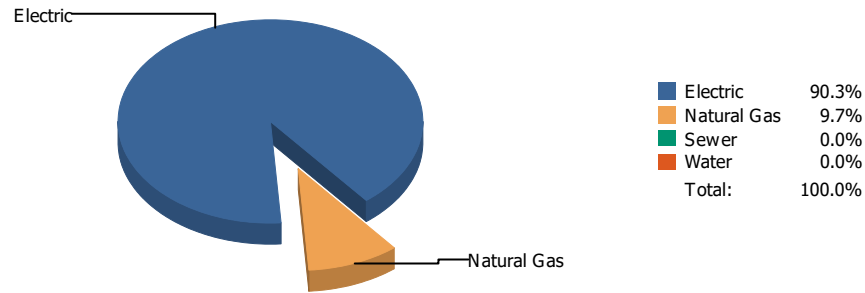


Cost

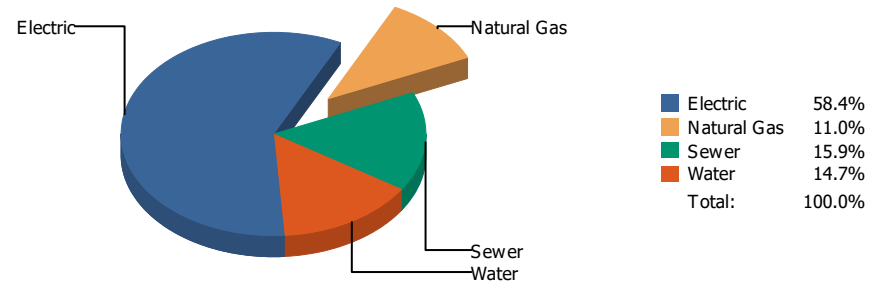


| Commodity | Common Use | Energy Use | Energy Use / Area | Total Cost | Cost / Unit | Cost / Area |
|--|--------------|--------------------|----------------------------------|-------------------|----------------|--------------------------|
| Place: [OCC-CTR] OCCUPATIONAL CTR. [BUILDING] | | | | | | |
| Area: 11,845 ft² | | | | | | |
| Billing Period: Jul 2024 | | | | | | |
| ELECTRIC | 2,569.00 kWh | 8,765 Kbtu | 0.740 Kbtu/ft ² | \$1,045.57 | \$0.407 /kWh | \$0.088 /ft ² |
| NATURALGAS | 21.00 CCF | 2,176 Kbtu | 0.184 Kbtu/ft ² | \$265.56 | \$12.646 /CCF | \$0.022 /ft ² |
| SEWER | 1.00 CCF | | | \$145.01 | \$145.010 /CCF | \$0.012 /ft ² |
| WATER | 2.00 CCF | | | \$72.19 | \$36.095 /CCF | \$0.006 /ft ² |
| Totals: | | 10,941 Kbtu | 0.924 Kbtu/ft² | \$1,528.33 | | |

Energy

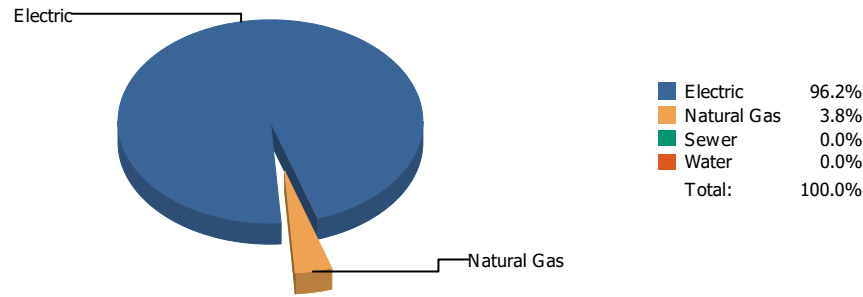


Cost

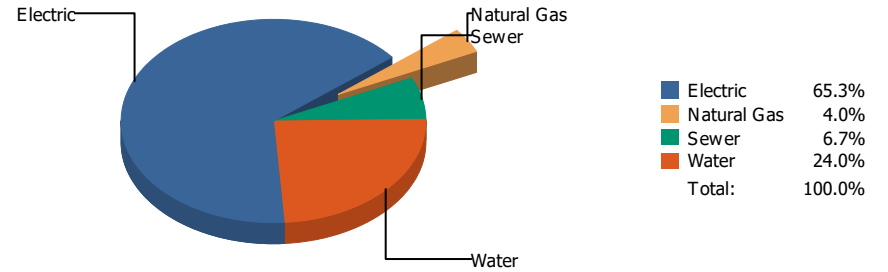


| Commodity | Common Use | Energy Use | Energy Use / Area | Total Cost | Cost / Unit | Cost / Area |
|--|---------------|--------------------|----------------------------------|-------------------|---------------|--------------------------|
| Place: [PARK] PARK ELEMENTARY SCHOOL 134 [BUILDING] | | | | | | |
| Area: 63,609 ft² | | | | | | |
| Billing Period: Jul 2024 | | | | | | |
| ELECTRIC | 17,850.00 kWh | 60,904 Kbtu | 0.957 Kbtu/ft ² | \$2,889.58 | \$0.162 /kWh | \$0.045 /ft ² |
| NATURALGAS | 63.00 CCF | 6,527 Kbtu | 0.103 Kbtu/ft ² | \$544.52 | \$8.643 /CCF | \$0.009 /ft ² |
| SEWER | 74.00 CCF | | | \$786.94 | \$10.634 /CCF | \$0.012 /ft ² |
| WATER | 111.00 CCF | | | \$728.94 | \$6.567 /CCF | \$0.011 /ft ² |
| Totals: | | 67,431 Kbtu | 1.060 Kbtu/ft² | \$4,949.98 | | |

Energy

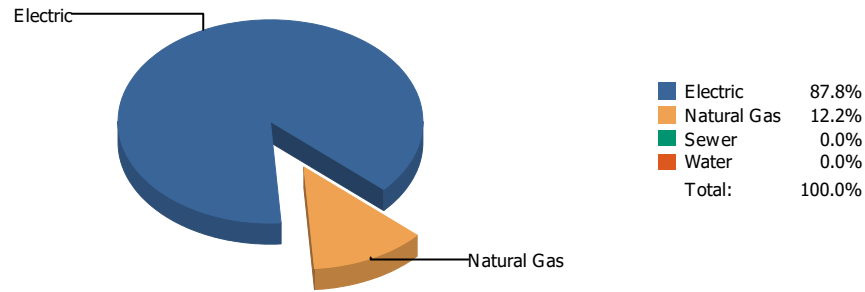


Cost

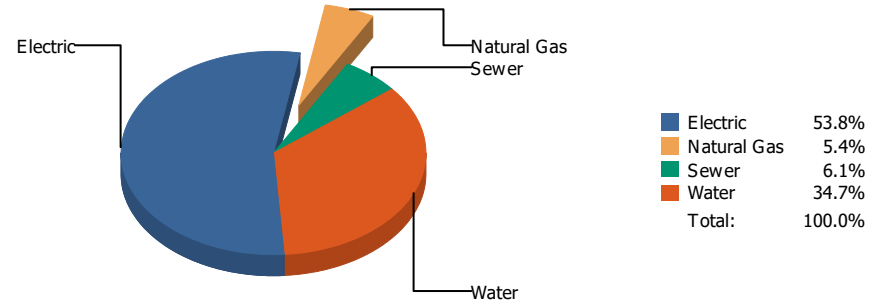


| Commodity | Common Use | Energy Use | Energy Use / Area | Total Cost | Cost / Unit | Cost / Area |
|--|---------------|---------------------|----------------------------------|--------------------|--------------|--------------------------|
| Place: [PAUL-MORENO_1] PAUL MORENO ELEMENTARY SCHOOL 167 [BUILDING] | | | | | | |
| Area: 87,824 ft² | | | | | | |
| Billing Period: Jul 2024 | | | | | | |
| ELECTRIC | 58,576.00 kWh | 199,861 Kbtu | 2.276 Kbtu/ft ² | \$8,956.21 | \$0.153 /kWh | \$0.102 /ft ² |
| NATURALGAS | 76.00 CCF | 7,874 Kbtu | 0.090 Kbtu/ft ² | \$552.57 | \$7.271 /CCF | \$0.006 /ft ² |
| SEWER | 97.00 CCF | | | \$914.65 | \$9.429 /CCF | \$0.010 /ft ² |
| WATER | 657.00 CCF | | | \$3,297.36 | \$5.019 /CCF | \$0.037 /ft ² |
| Totals: | | 207,735 Kbtu | 2.365 Kbtu/ft² | \$13,720.79 | | |

Energy

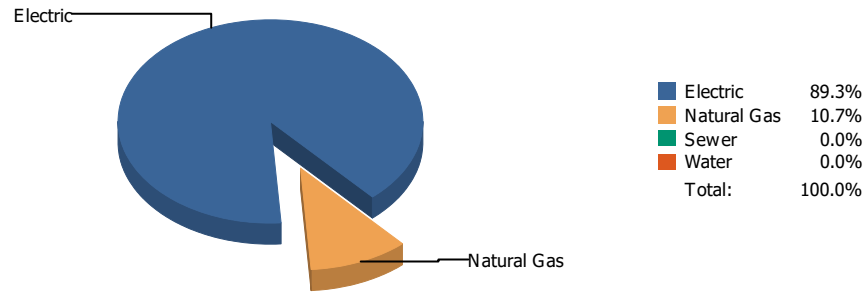


Cost

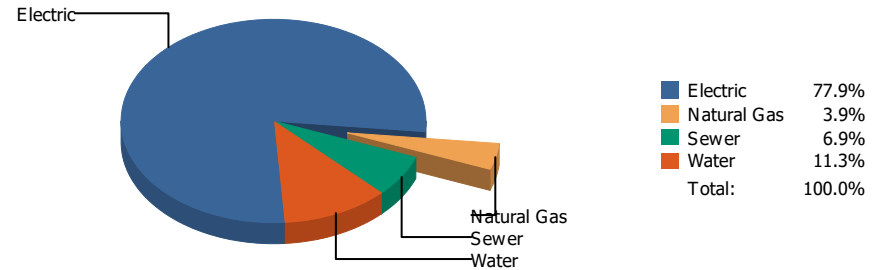


| Commodity | Common Use | Energy Use | Energy Use / Area | Total Cost | Cost / Unit | Cost / Area |
|--|---------------|--------------------|----------------------------------|--------------------|--------------|--------------------------|
| Place: [POLK] POLK ELEMENTARY SCHOOL 159 [BUILDING] | | | | | | |
| Area: 67,321 ft² | | | | | | |
| Billing Period: Jul 2024 | | | | | | |
| ELECTRIC | 24,395.00 kWh | 83,236 Kbtu | 1.236 Kbtu/ft ² | \$5,728.00 | \$0.235 /kWh | \$0.085 /ft ² |
| NATURALGAS | 112.00 CCF | 11,603 Kbtu | 0.172 Kbtu/ft ² | \$575.22 | \$5.136 /CCF | \$0.008 /ft ² |
| SEWER | 66.00 CCF | | | \$651.74 | \$9.875 /CCF | \$0.010 /ft ² |
| WATER | 430.00 CCF | | | \$3,691.76 | \$8.585 /CCF | \$0.055 /ft ² |
| Totals: | | 94,839 Kbtu | 1.409 Kbtu/ft² | \$10,646.72 | | |

Energy

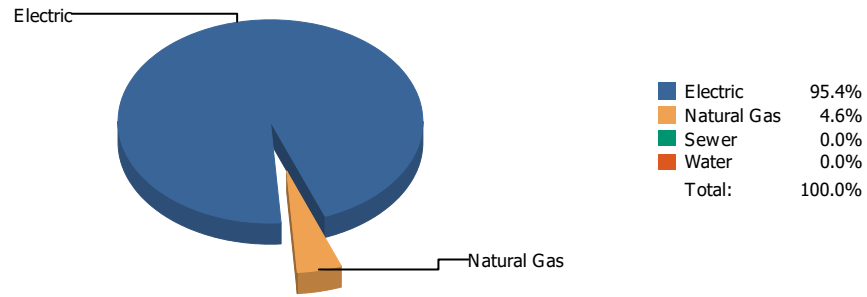


Cost

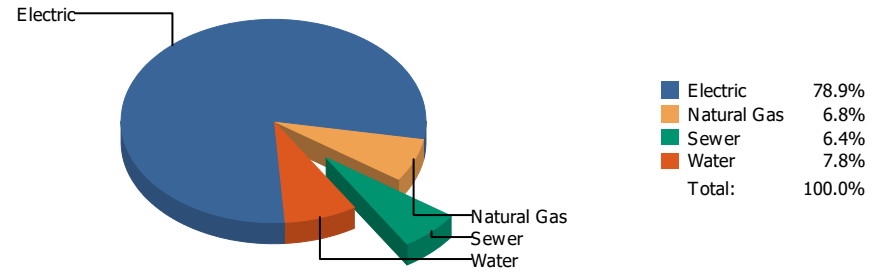


| Commodity | Common Use | Energy Use | Energy Use / Area | Total Cost | Cost / Unit | Cost / Area |
|--|---------------|---------------------|----------------------------------|--------------------|--------------|--------------------------|
| Place: [POWELL_2] POWELL ELEMENTARY SCHOOL 175 [BUILDING] | | | | | | |
| Area: 79,770 ft² | | | | | | |
| Billing Period: Jul 2024 | | | | | | |
| ELECTRIC | 83,759.00 kWh | 285,786 Kbtu | 3.583 Kbtu/ft ² | \$13,187.66 | \$0.157 /kWh | \$0.165 /ft ² |
| NATURALGAS | 330.00 CCF | 34,188 Kbtu | 0.429 Kbtu/ft ² | \$665.67 | \$2.017 /CCF | \$0.008 /ft ² |
| SEWER | 198.00 CCF | | | \$1,166.95 | \$5.894 /CCF | \$0.015 /ft ² |
| WATER | 220.00 CCF | | | \$1,909.42 | \$8.679 /CCF | \$0.024 /ft ² |
| Totals: | | 319,974 Kbtu | 4.011 Kbtu/ft² | \$16,929.70 | | |

Energy

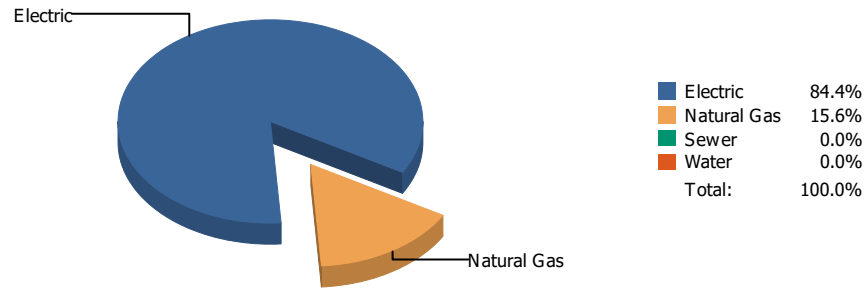


Cost

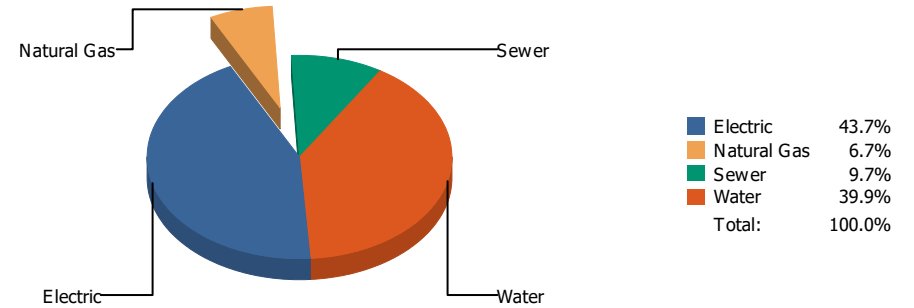


| Commodity | Common Use | Energy Use | Energy Use / Area | Total Cost | Cost / Unit | Cost / Area |
|--|---------------|--------------------|----------------------------------|-------------------|---------------|--------------------------|
| Place: [PROFESSIONAL-DEV] EPISD PROF DEVELOPMENT CENTER931 [BUILDING] | | | | | | |
| Area: 18,400 ft² | | | | | | |
| Billing Period: Jul 2024 | | | | | | |
| ELECTRIC | 15,750.00 kWh | 53,739 Kbtu | 2.921 Kbtu/ft ² | \$3,088.73 | \$0.196 /kWh | \$0.168 /ft ² |
| NATURALGAS | 25.00 CCF | 2,590 Kbtu | 0.141 Kbtu/ft ² | \$268.08 | \$10.723 /CCF | \$0.015 /ft ² |
| SEWER | 28.00 CCF | | | \$251.12 | \$8.969 /CCF | \$0.014 /ft ² |
| WATER | 29.00 CCF | | | \$306.66 | \$10.574 /CCF | \$0.017 /ft ² |
| Totals: | | 56,329 Kbtu | 3.061 Kbtu/ft² | \$3,914.59 | | |

Energy

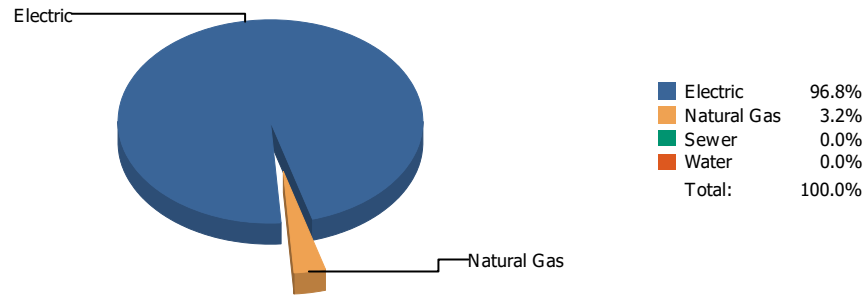


Cost

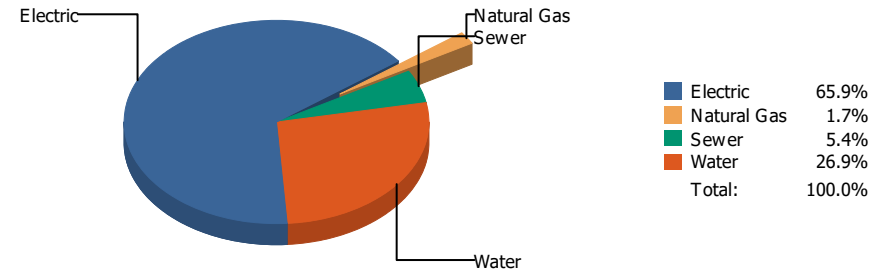


| Commodity | Common Use | Energy Use | Energy Use / Area | Total Cost | Cost / Unit | Cost / Area |
|--|---------------|--------------------|----------------------------------|-------------------|--------------|--------------------------|
| Place: [PUTNAM] PUTNAM ELEMENTARY SCHOOL 135 [BUILDING] | | | | | | |
| Area: 61,978 ft² | | | | | | |
| Billing Period: Jul 2024 | | | | | | |
| ELECTRIC | 21,397.00 kWh | 73,007 Kbtu | 1.178 Kbtu/ft ² | \$3,829.65 | \$0.179 /kWh | \$0.062 /ft ² |
| NATURALGAS | 130.00 CCF | 13,468 Kbtu | 0.217 Kbtu/ft ² | \$586.34 | \$4.510 /CCF | \$0.009 /ft ² |
| SEWER | 118.00 CCF | | | \$848.63 | \$7.192 /CCF | \$0.014 /ft ² |
| WATER | 465.00 CCF | | | \$3,500.90 | \$7.529 /CCF | \$0.056 /ft ² |
| Totals: | | 86,475 Kbtu | 1.395 Kbtu/ft² | \$8,765.52 | | |

Energy

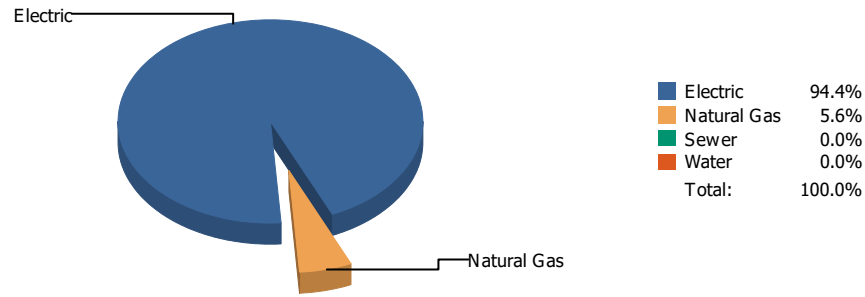


Cost

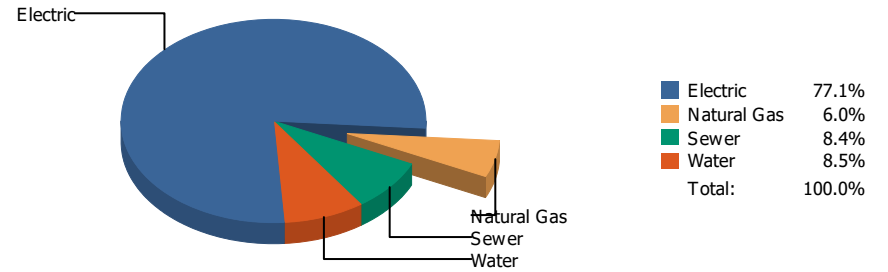


| Commodity | Common Use | Energy Use | Energy Use / Area | Total Cost | Cost / Unit | Cost / Area |
|--|---------------|---------------------|----------------------------------|--------------------|--------------|--------------------------|
| Place: [RICHARDS] RICHARDSON MIDDLE SCHOOL [BUILDING] | | | | | | |
| Area: 115,872 ft² | | | | | | |
| Billing Period: Jul 2024 | | | | | | |
| ELECTRIC | 69,704.00 kWh | 237,830 Kbtu | 2.053 Kbtu/ft ² | \$11,491.81 | \$0.165 /kWh | \$0.099 /ft ² |
| NATURALGAS | 76.00 CCF | 7,874 Kbtu | 0.068 Kbtu/ft ² | \$300.22 | \$3.950 /CCF | \$0.003 /ft ² |
| SEWER | 141.00 CCF | | | \$946.49 | \$6.713 /CCF | \$0.008 /ft ² |
| WATER | 982.00 CCF | | | \$4,689.29 | \$4.775 /CCF | \$0.040 /ft ² |
| Totals: | | 245,704 Kbtu | 2.120 Kbtu/ft² | \$17,427.81 | | |

Energy



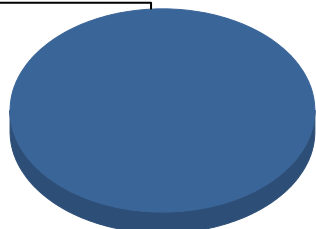
Cost



| Commodity | Common Use | Energy Use | Energy Use / Area | Total Cost | Cost / Unit | Cost / Area |
|--|---------------|--------------------|----------------------------------|-------------------|---------------|--------------------------|
| Place: [RIVERA] RIVERA ELEMENTARY SCHOOL 156 [BUILDING] | | | | | | |
| Area: 77,562 ft² | | | | | | |
| Billing Period: Jul 2024 | | | | | | |
| ELECTRIC | 24,073.00 kWh | 82,137 Kbtu | 1.059 Kbtu/ft ² | \$6,889.83 | \$0.286 /kWh | \$0.089 /ft ² |
| NATURALGAS | 47.00 CCF | 4,869 Kbtu | 0.063 Kbtu/ft ² | \$534.28 | \$11.368 /CCF | \$0.007 /ft ² |
| SEWER | 46.00 CCF | | | \$750.66 | \$16.319 /CCF | \$0.010 /ft ² |
| WATER | 65.00 CCF | | | \$762.56 | \$11.732 /CCF | \$0.010 /ft ² |
| Totals: | | 87,006 Kbtu | 1.122 Kbtu/ft² | \$8,937.33 | | |

Energy

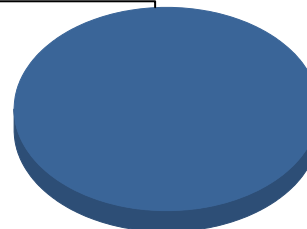
Electric



■ Electric 100.0%
Total: 100.0%

Cost

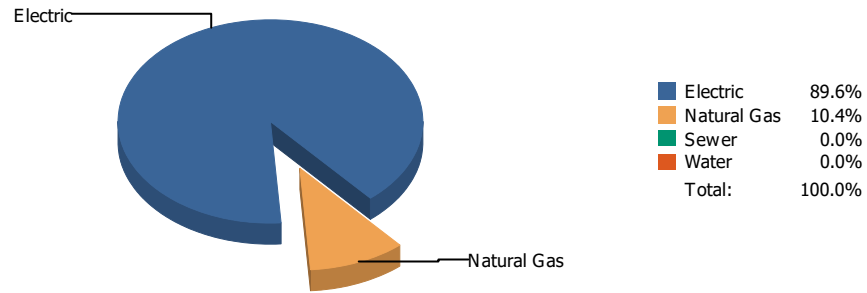
Electric



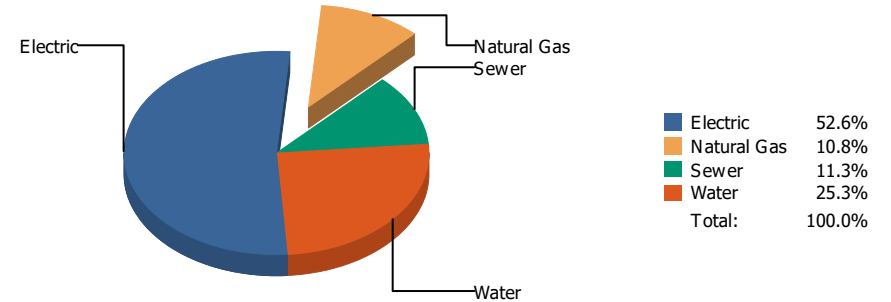
■ Electric 100.0%
Total: 100.0%

| Commodity | Common Use | Energy Use | Energy Use / Area | Total Cost | Cost / Unit | Cost / Area |
|---|--------------|--------------------|----------------------------------|-----------------|--------------|--------------------------|
| Place: [ROBERTS] ROBERTS 136 [BUILDING] | | | | | | |
| Area: 81,457 ft² | | | | | | |
| Billing Period: Jul 2024 | | | | | | |
| ELECTRIC | 3,300.00 kWh | 11,260 Kbtu | 0.138 Kbtu/ft ² | \$425.04 | \$0.129 /kWh | \$0.005 /ft ² |
| Totals: | | 11,260 Kbtu | 0.138 Kbtu/ft² | \$425.04 | | |

Energy

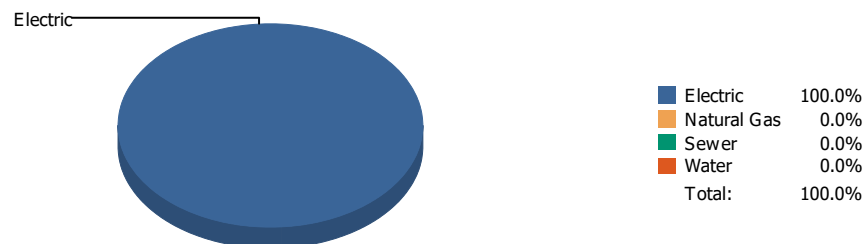


Cost

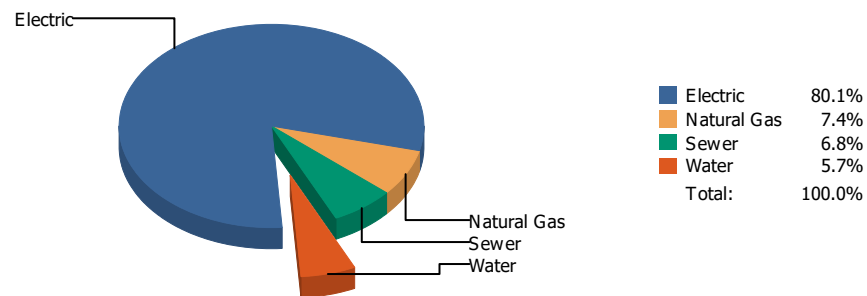


| Commodity | Common Use | Energy Use | Energy Use / Area | Total Cost | Cost / Unit | Cost / Area |
|--|---------------|--------------------|----------------------------------|-------------------|---------------|--------------------------|
| Place: [RUSK] RUSK ELEMENTARY SCHOOL 138 [BUILDING] | | | | | | |
| Area: 67,240 ft² | | | | | | |
| Billing Period: Jul 2024 | | | | | | |
| ELECTRIC | 15,428.00 kWh | 52,640 Kbtu | 0.783 Kbtu/ft ² | \$2,630.74 | \$0.171 /kWh | \$0.039 /ft ² |
| NATURALGAS | 59.00 CCF | 6,112 Kbtu | 0.091 Kbtu/ft ² | \$541.84 | \$9.184 /CCF | \$0.008 /ft ² |
| SEWER | 53.00 CCF | | | \$563.33 | \$10.629 /CCF | \$0.008 /ft ² |
| WATER | 167.00 CCF | | | \$1,267.28 | \$7.589 /CCF | \$0.019 /ft ² |
| Totals: | | 58,753 Kbtu | 0.874 Kbtu/ft² | \$5,003.19 | | |

Energy



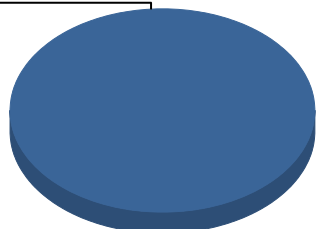
Cost



| Commodity | Common Use | Energy Use | Energy Use / Area | Total Cost | Cost / Unit | Cost / Area |
|--|---------------|--------------------|----------------------------------|-------------------|---------------|--------------------------|
| Place: [SAN-JAC] SAN JACINTO 139 [BUILDING] | | | | | | |
| Area: 29,589 ft² | | | | | | |
| Billing Period: Jul 2024 | | | | | | |
| ELECTRIC | 12,782.00 kWh | 43,612 Kbtu | 1.474 Kbtu/ft ² | \$2,741.96 | \$0.215 /kWh | \$0.093 /ft ² |
| NATURALGAS | 0.00 CCF | 0 Kbtu | 0.000 Kbtu/ft ² | \$252.32 | \$0.000 /CCF | \$0.009 /ft ² |
| SEWER | 14.00 CCF | | | \$232.54 | \$16.610 /CCF | \$0.008 /ft ² |
| WATER | 4.00 CCF | | | \$195.34 | \$48.835 /CCF | \$0.007 /ft ² |
| Totals: | | 43,612 Kbtu | 1.474 Kbtu/ft² | \$3,422.16 | | |

Energy

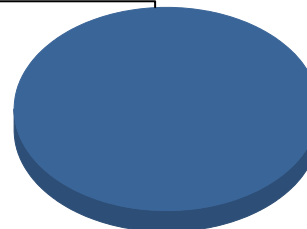
Electric



■ Electric 100.0%
Total: 100.0%

Cost

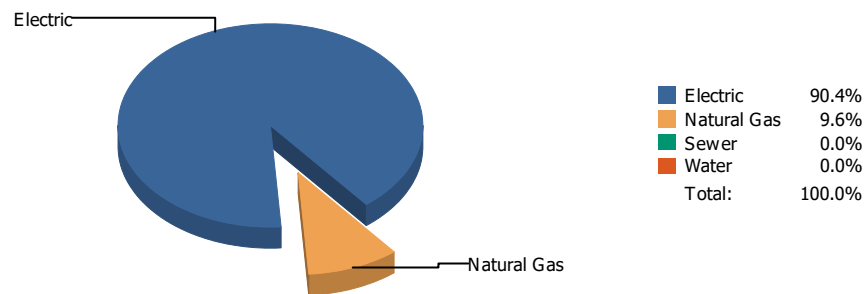
Electric



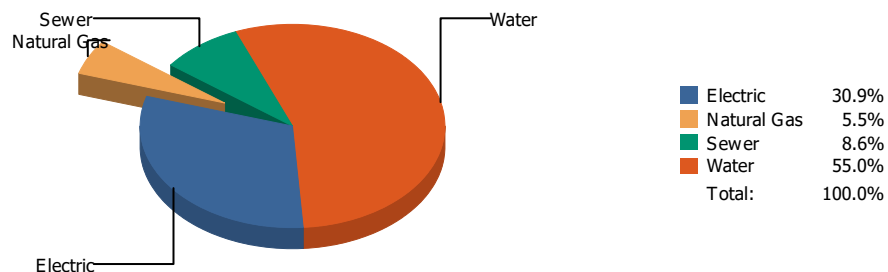
■ Electric 100.0%
Total: 100.0%

| Commodity | Common Use | Energy Use | Energy Use / Area | Total Cost | Cost / Unit | Cost / Area |
|---|------------|-----------------|----------------------------------|-----------------|--------------|--------------------------|
| Place: [SCHUSTER] SCHUSTER 140 [BUILDING] | | | | | | |
| Area: 34,371 ft² | | | | | | |
| Billing Period: Jul 2024 | | | | | | |
| ELECTRIC | 101.00 kWh | 345 Kbtu | 0.010 Kbtu/ft ² | \$363.92 | \$3.603 /kWh | \$0.011 /ft ² |
| Totals: | | 345 Kbtu | 0.010 Kbtu/ft² | \$363.92 | | |

Energy

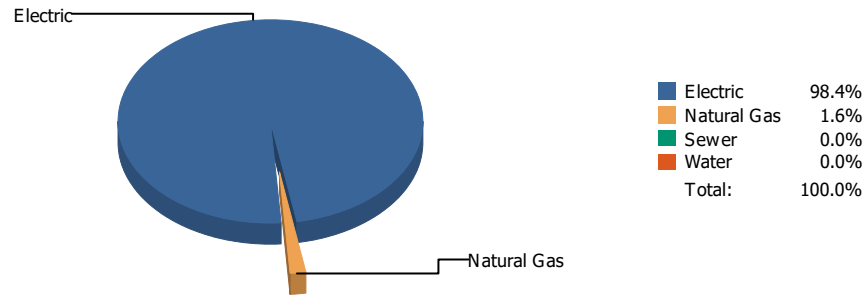


Cost

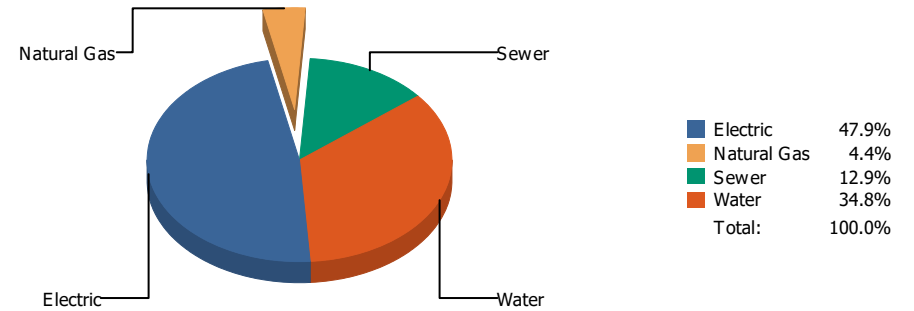


| Commodity | Common Use | Energy Use | Energy Use / Area | Total Cost | Cost / Unit | Cost / Area |
|--|---------------|--------------------|----------------------------------|-------------------|---------------|--------------------------|
| Place: [STANTON] STANTON ELEMENTARY SCHOOL 141 [BUILDING] | | | | | | |
| Area: 75,957 ft² | | | | | | |
| Billing Period: Jul 2024 | | | | | | |
| ELECTRIC | 12,540.00 kWh | 42,786 Kbtu | 0.563 Kbtu/ft ² | \$2,995.90 | \$0.239 /kWh | \$0.039 /ft ² |
| NATURALGAS | 44.00 CCF | 4,558 Kbtu | 0.060 Kbtu/ft ² | \$532.16 | \$12.095 /CCF | \$0.007 /ft ² |
| SEWER | 127.00 CCF | | | \$837.36 | \$6.593 /CCF | \$0.011 /ft ² |
| WATER | 671.00 CCF | | | \$5,344.55 | \$7.965 /CCF | \$0.070 /ft ² |
| Totals: | | 47,345 Kbtu | 0.623 Kbtu/ft² | \$9,709.97 | | |

Energy

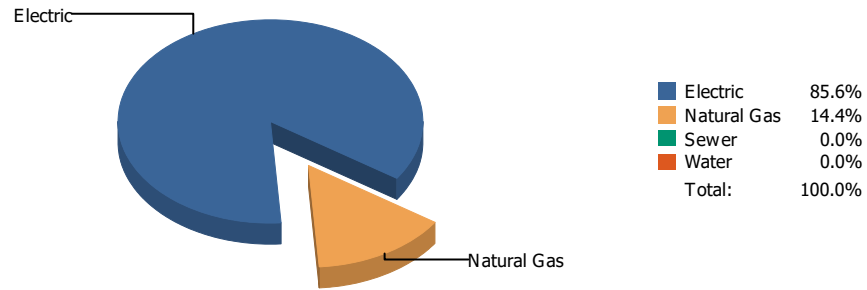


Cost

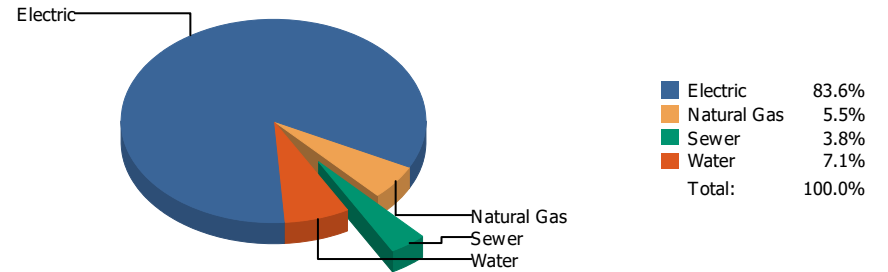


| Commodity | Common Use | Energy Use | Energy Use / Area | Total Cost | Cost / Unit | Cost / Area |
|---|---------------|--------------------|----------------------------------|-------------------|---------------|--------------------------|
| Place: [SUNRISEMOUNT] SUNRISE MOUNTAIN ELEMENTARY 150 [BUILDING] | | | | | | |
| Area: 78,368 ft² | | | | | | |
| Billing Period: Jul 2024 | | | | | | |
| ELECTRIC | 13,371.00 kWh | 45,622 Kbtu | 0.582 Kbtu/ft ² | \$2,763.76 | \$0.207 /kWh | \$0.035 /ft ² |
| NATURALGAS | 7.00 CCF | 725 Kbtu | 0.009 Kbtu/ft ² | \$256.74 | \$36.677 /CCF | \$0.003 /ft ² |
| SEWER | 54.00 CCF | | | \$745.66 | \$13.809 /CCF | \$0.009 /ft ² |
| WATER | 249.00 CCF | | | \$2,008.51 | \$8.066 /CCF | \$0.026 /ft ² |
| Totals: | | 46,347 Kbtu | 0.591 Kbtu/ft² | \$5,774.67 | | |

Energy

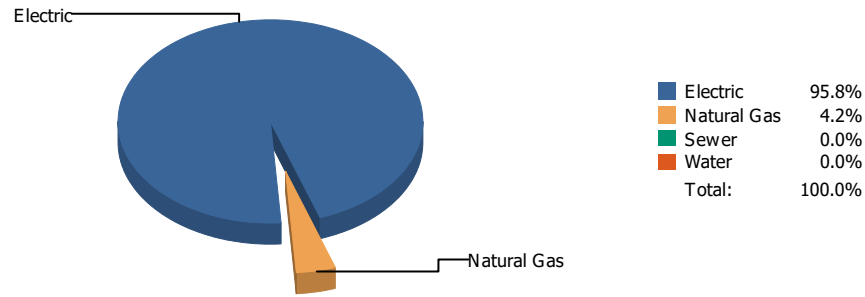


Cost

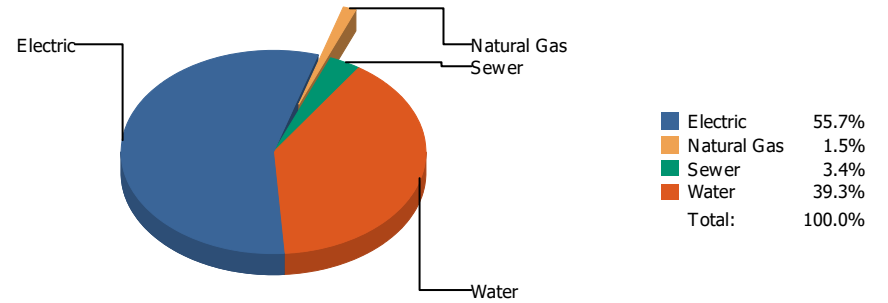


| Commodity | Common Use | Energy Use | Energy Use / Area | Total Cost | Cost / Unit | Cost / Area |
|--|---------------|---------------------|----------------------------------|-------------------|--------------|--------------------------|
| Place: [SUNSET-HIGH_1] TECHNOLOGY SERVICES [BUILDING] | | | | | | |
| Area: 33,263 ft² | | | | | | |
| Billing Period: Jul 2024 | | | | | | |
| ELECTRIC | 64,902.00 kWh | 221,446 Kbtu | 6.657 Kbtu/ft ² | \$7,362.77 | \$0.113 /kWh | \$0.221 /ft ² |
| NATURALGAS | 361.00 CCF | 37,400 Kbtu | 1.124 Kbtu/ft ² | \$480.24 | \$1.330 /CCF | \$0.014 /ft ² |
| SEWER | 41.00 CCF | | | \$338.65 | \$8.260 /CCF | \$0.010 /ft ² |
| WATER | 98.00 CCF | | | \$621.35 | \$6.340 /CCF | \$0.019 /ft ² |
| Totals: | | 258,845 Kbtu | 7.782 Kbtu/ft² | \$8,803.01 | | |

Energy

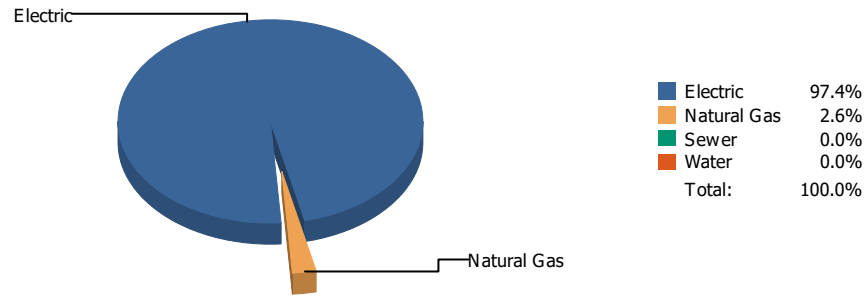


Cost

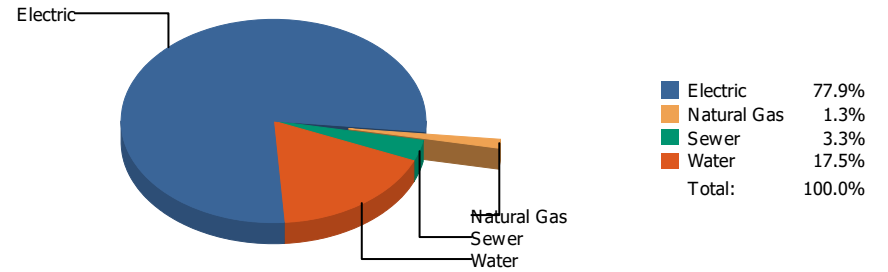


| Commodity | Common Use | Energy Use | Energy Use / Area | Total Cost | Cost / Unit | Cost / Area |
|--|---------------|---------------------|----------------------------------|--------------------|---------------|--------------------------|
| Place: [TIPPENELEMENTARY] TIPPIN ELEMENTARY SCHOOL 168 [BUILDING] | | | | | | |
| Area: 93,360 ft² | | | | | | |
| Billing Period: Jul 2024 | | | | | | |
| ELECTRIC | 38,318.00 kWh | 130,741 Kbtu | 1.400 Kbtu/ft ² | \$10,362.27 | \$0.270 /kWh | \$0.111 /ft ² |
| NATURALGAS | 55.00 CCF | 5,698 Kbtu | 0.061 Kbtu/ft ² | \$286.73 | \$5.213 /CCF | \$0.003 /ft ² |
| SEWER | 62.00 CCF | | | \$636.02 | \$10.258 /CCF | \$0.007 /ft ² |
| WATER | 742.00 CCF | | | \$7,308.86 | \$9.850 /CCF | \$0.078 /ft ² |
| Totals: | | 136,439 Kbtu | 1.461 Kbtu/ft² | \$18,593.88 | | |

Energy

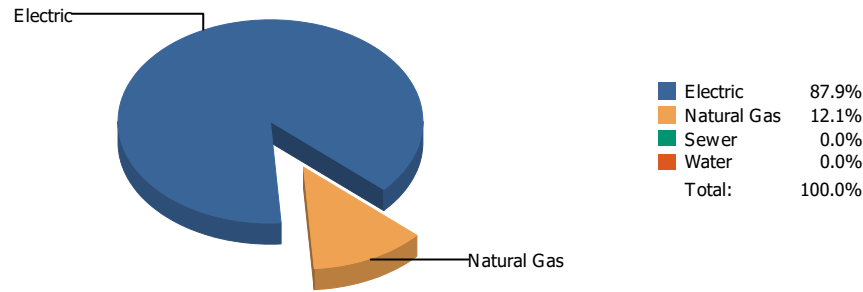


Cost

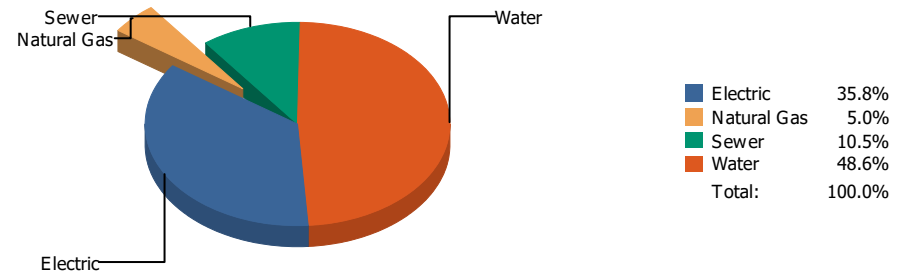


| Commodity | Common Use | Energy Use | Energy Use / Area | Total Cost | Cost / Unit | Cost / Area |
|---|---------------|---------------------|----------------------------------|--------------------|--------------|--------------------------|
| Place: [TOMLEA_2] TOM LEA ELEMENTARY SCHOOL 178 [BUILDING] | | | | | | |
| Area: 88,828 ft² | | | | | | |
| Billing Period: Jul 2024 | | | | | | |
| ELECTRIC | 68,989.00 kWh | 235,390 Kbtu | 2.650 Kbtu/ft ² | \$17,023.90 | \$0.247 /kWh | \$0.192 /ft ² |
| NATURALGAS | 60.00 CCF | 6,216 Kbtu | 0.070 Kbtu/ft ² | \$290.16 | \$4.836 /CCF | \$0.003 /ft ² |
| SEWER | 86.00 CCF | | | \$730.34 | \$8.492 /CCF | \$0.008 /ft ² |
| WATER | 445.00 CCF | | | \$3,818.26 | \$8.580 /CCF | \$0.043 /ft ² |
| Totals: | | 241,606 Kbtu | 2.720 Kbtu/ft² | \$21,862.66 | | |

Energy

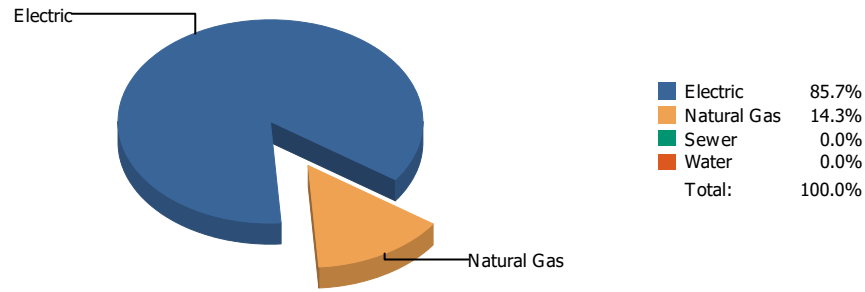


Cost

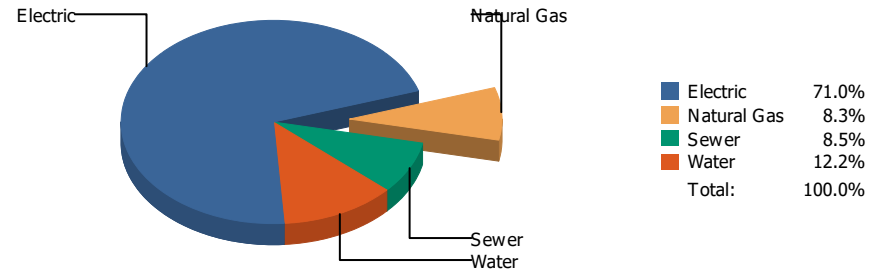


| Commodity | Common Use | Energy Use | Energy Use / Area | Total Cost | Cost / Unit | Cost / Area |
|--|--------------|--------------------|----------------------------------|-------------------|--------------|--------------------------|
| Place: [TRAVIS] TRAVIS ELEMENTARY SCHOOL 143 [BUILDING] | | | | | | |
| Area: 78,925 ft² | | | | | | |
| Billing Period: Jul 2024 | | | | | | |
| ELECTRIC | 9,272.00 kWh | 31,636 Kbtu | 0.401 Kbtu/ft ² | \$1,994.74 | \$0.215 /kWh | \$0.025 /ft ² |
| NATURALGAS | 42.00 CCF | 4,351 Kbtu | 0.055 Kbtu/ft ² | \$278.96 | \$6.642 /CCF | \$0.004 /ft ² |
| SEWER | 68.00 CCF | | | \$585.84 | \$8.615 /CCF | \$0.007 /ft ² |
| WATER | 625.00 CCF | | | \$2,705.03 | \$4.328 /CCF | \$0.034 /ft ² |
| Totals: | | 35,987 Kbtu | 0.456 Kbtu/ft² | \$5,564.57 | | |

Energy



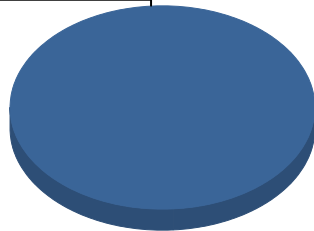
Cost



| Commodity | Common Use | Energy Use | Energy Use / Area | Total Cost | Cost / Unit | Cost / Area |
|--|---------------|---------------------|----------------------------------|--------------------|---------------|--------------------------|
| Place: [VILAS] VILAS ELEMENTARY SCHOOL 144 [BUILDING] | | | | | | |
| Area: 66,992 ft² | | | | | | |
| Billing Period: Jul 2024 | | | | | | |
| ELECTRIC | 32,230.00 kWh | 109,969 Kbtu | 1.642 Kbtu/ft ² | \$7,424.14 | \$0.230 /kWh | \$0.111 /ft ² |
| NATURALGAS | 177.00 CCF | 18,337 Kbtu | 0.274 Kbtu/ft ² | \$868.75 | \$4.908 /CCF | \$0.013 /ft ² |
| SEWER | 45.00 CCF | | | \$886.93 | \$19.710 /CCF | \$0.013 /ft ² |
| WATER | 160.00 CCF | | | \$1,276.03 | \$7.975 /CCF | \$0.019 /ft ² |
| Totals: | | 128,306 Kbtu | 1.915 Kbtu/ft² | \$10,455.85 | | |

Energy

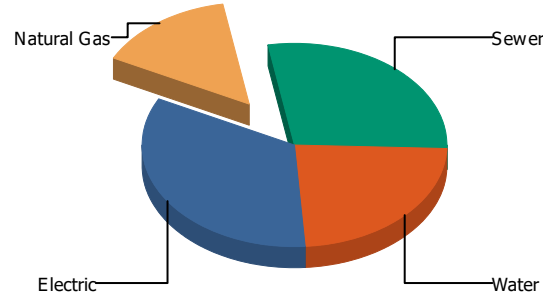
Electric



| | |
|---------------|---------------|
| Electric | 100.0% |
| Natural Gas | 0.0% |
| Sewer | 0.0% |
| Water | 0.0% |
| Total: | 100.0% |

Cost

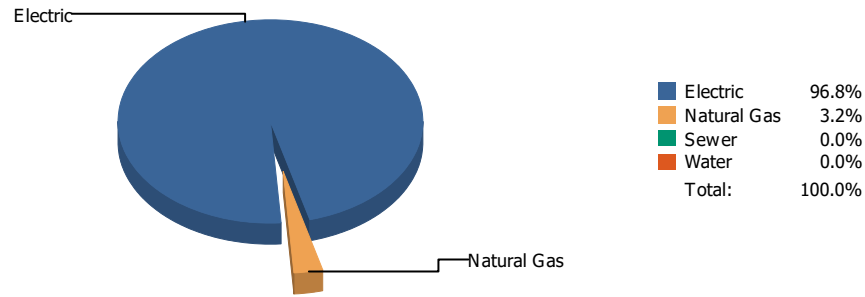
Natural Gas



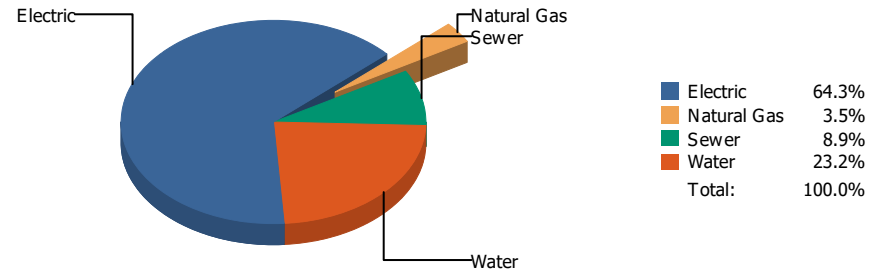
| | |
|---------------|---------------|
| Electric | 33.6% |
| Natural Gas | 14.9% |
| Sewer | 28.3% |
| Water | 23.3% |
| Total: | 100.0% |

| Commodity | Common Use | Energy Use | Energy Use / Area | Total Cost | Cost / Unit | Cost / Area |
|--|--------------|--------------------|----------------------------------|-------------------|--------------|--------------------------|
| Place: [WAINWRIG] WAINWRIGHT 145 [BUILDING] | | | | | | |
| Area: 38,227 ft² | | | | | | |
| Billing Period: Jul 2024 | | | | | | |
| ELECTRIC | 8,665.00 kWh | 29,565 Kbtu | 0.773 Kbtu/ft ² | \$1,139.14 | \$0.131 /kWh | \$0.030 /ft ² |
| NATURALGAS | 0.00 CCF | 0 Kbtu | 0.000 Kbtu/ft ² | \$504.64 | \$0.000 /CCF | \$0.013 /ft ² |
| SEWER | 154.00 CCF | | | \$960.26 | \$6.235 /CCF | \$0.025 /ft ² |
| WATER | 170.00 CCF | | | \$790.52 | \$4.650 /CCF | \$0.021 /ft ² |
| Totals: | | 29,565 Kbtu | 0.773 Kbtu/ft² | \$3,394.56 | | |

Energy



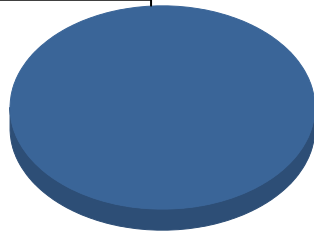
Cost



| Commodity | Common Use | Energy Use | Energy Use / Area | Total Cost | Cost / Unit | Cost / Area |
|--|----------------|---------------------|----------------------------------|--------------------|---------------|--------------------------|
| Place: [WALLY-HARTLEY-PK-8] WALLY HARTLEY PK-8 042 [BUILDING] | | | | | | |
| Area: 131,497 ft² | | | | | | |
| Billing Period: Jul 2024 | | | | | | |
| ELECTRIC | 104,217.00 kWh | 355,588 Kbtu | 2.704 Kbtu/ft ² | \$20,196.99 | \$0.194 /kWh | \$0.153 /ft ² |
| NATURALGAS | 112.00 CCF | 11,603 Kbtu | 0.088 Kbtu/ft ² | \$1,105.92 | \$9.874 /CCF | \$0.008 /ft ² |
| SEWER | 231.00 CCF | | | \$2,792.99 | \$12.091 /CCF | \$0.021 /ft ² |
| WATER | 827.00 CCF | | | \$7,293.92 | \$8.820 /CCF | \$0.055 /ft ² |
| Totals: | | 367,192 Kbtu | 2.792 Kbtu/ft² | \$31,389.82 | | |

Energy

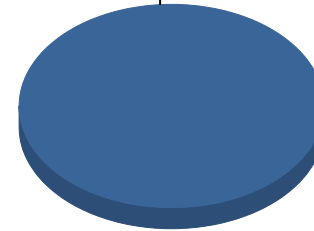
Electric



■ Electric 100.0%
Total: 100.0%

Cost

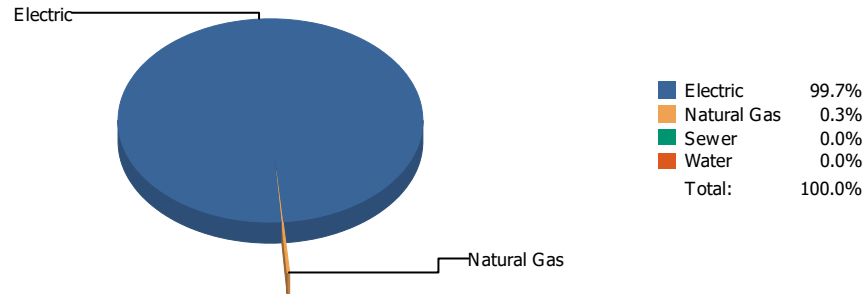
Electric



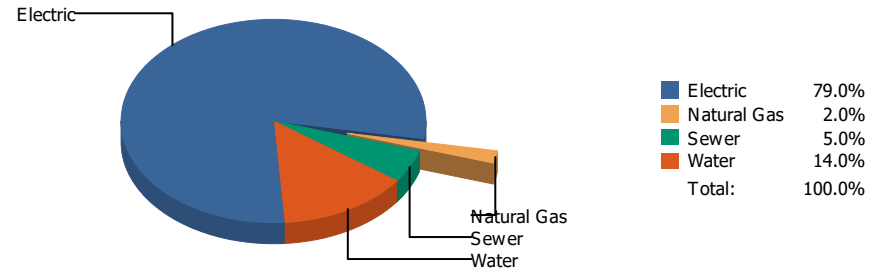
■ Electric 100.0%
Total: 100.0%

| Commodity | Common Use | Energy Use | Energy Use / Area | Total Cost | Cost / Unit | Cost / Area |
|---|--------------|-------------------|----------------------------------|-----------------|--------------|--------------------------|
| Place: [WESTSIDE] WESTSIDE TRANSPORTATION 951 [BUILDING] | | | | | | |
| Area: 4,040 ft² | | | | | | |
| Billing Period: Jul 2024 | | | | | | |
| ELECTRIC | 2,249.00 kWh | 7,674 Kbtu | 1.899 Kbtu/ft ² | \$326.79 | \$0.145 /kWh | \$0.081 /ft ² |
| Totals: | | 7,674 Kbtu | 1.899 Kbtu/ft² | \$326.79 | | |

Energy

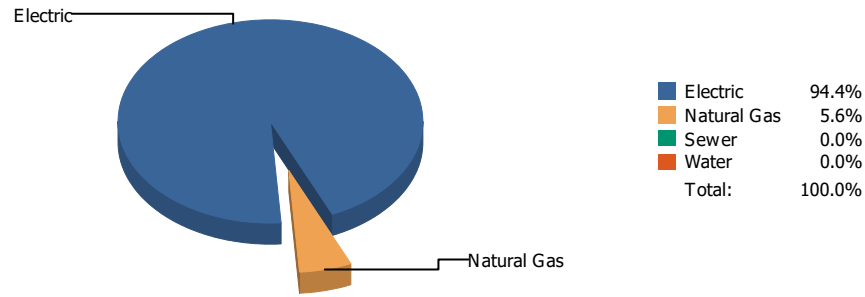


Cost

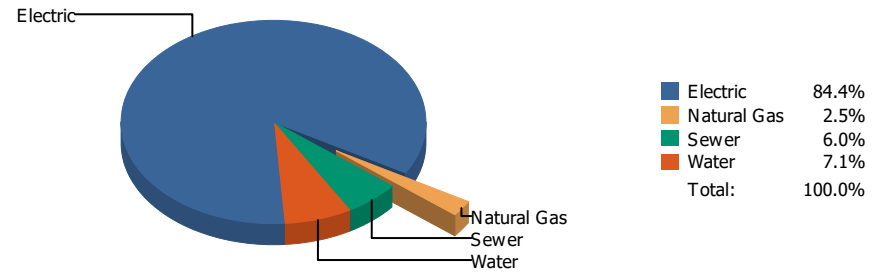


| Commodity | Common Use | Energy Use | Energy Use / Area | Total Cost | Cost / Unit | Cost / Area |
|--|---------------|---------------------|----------------------------------|--------------------|---------------|--------------------------|
| Place: [W-HILLS] WESTERN HILLS ELEMENTARY SCHOOL 146 [BUILDING] | | | | | | |
| Area: 77,753 ft² | | | | | | |
| Billing Period: Jul 2024 | | | | | | |
| ELECTRIC | 49,968.00 kWh | 170,491 Kbtu | 2.193 Kbtu/ft ² | \$10,323.35 | \$0.207 /kWh | \$0.133 /ft ² |
| NATURALGAS | 5.00 CCF | 518 Kbtu | 0.007 Kbtu/ft ² | \$255.47 | \$51.094 /CCF | \$0.003 /ft ² |
| SEWER | 14.00 CCF | | | \$659.34 | \$47.096 /CCF | \$0.008 /ft ² |
| WATER | 390.00 CCF | | | \$1,829.23 | \$4.690 /CCF | \$0.023 /ft ² |
| Totals: | | 171,009 Kbtu | 2.199 Kbtu/ft² | \$13,067.39 | | |

Energy

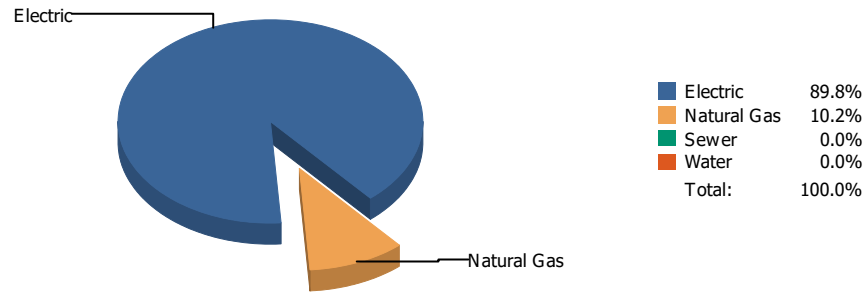


Cost

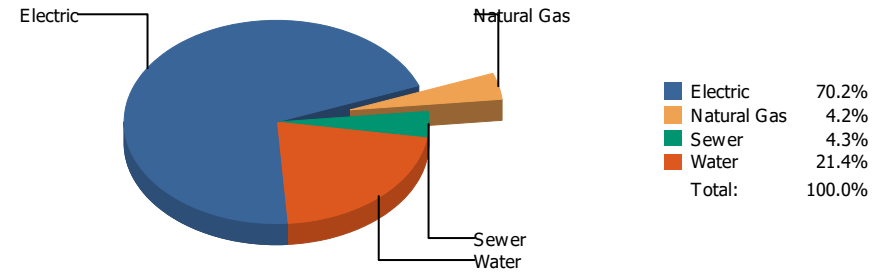


| Commodity | Common Use | Energy Use | Energy Use / Area | Total Cost | Cost / Unit | Cost / Area |
|--|---------------|---------------------|----------------------------------|--------------------|---------------|--------------------------|
| Place: [WHITAKER] WHITAKER ELEMENTARY SCHOOL 153 [BUILDING] | | | | | | |
| Area: 89,458 ft² | | | | | | |
| Billing Period: Jul 2024 | | | | | | |
| ELECTRIC | 50,620.00 kWh | 172,715 Kbtu | 1.931 Kbtu/ft ² | \$10,560.19 | \$0.209 /kWh | \$0.118 /ft ² |
| NATURALGAS | 98.00 CCF | 10,153 Kbtu | 0.113 Kbtu/ft ² | \$314.08 | \$3.205 /CCF | \$0.004 /ft ² |
| SEWER | 28.00 CCF | | | \$746.73 | \$26.669 /CCF | \$0.008 /ft ² |
| WATER | 30.00 CCF | | | \$886.27 | \$29.542 /CCF | \$0.010 /ft ² |
| Totals: | | 182,868 Kbtu | 2.044 Kbtu/ft² | \$12,507.27 | | |

Energy

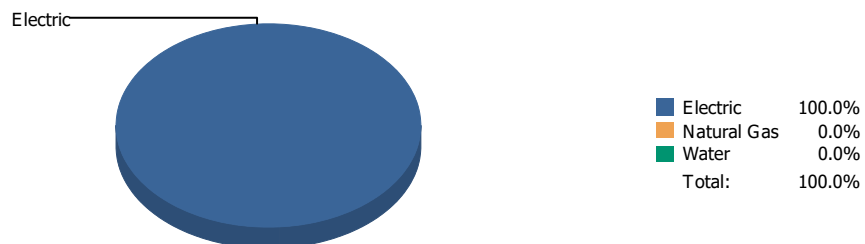


Cost

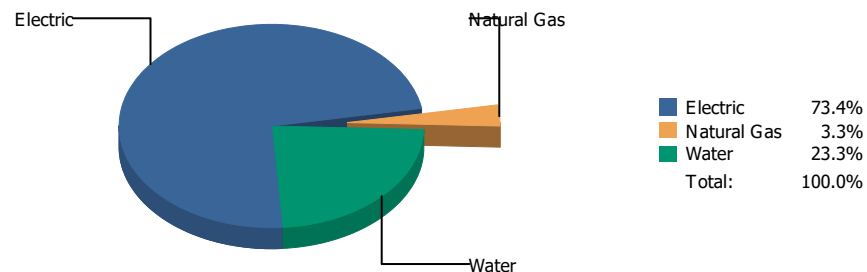


| Commodity | Common Use | Energy Use | Energy Use / Area | Total Cost | Cost / Unit | Cost / Area |
|---|---------------|---------------------|----------------------------------|--------------------|--------------|--------------------------|
| Place: [WHITE] ZACH WHITE ELEMENTARY SCHOOL [BUILDING] | | | | | | |
| Area: 92,458 ft² | | | | | | |
| Billing Period: Jul 2024 | | | | | | |
| ELECTRIC | 36,194.00 kWh | 123,494 Kbtu | 1.336 Kbtu/ft ² | \$9,901.16 | \$0.274 /kWh | \$0.107 /ft ² |
| NATURALGAS | 135.00 CCF | 13,986 Kbtu | 0.151 Kbtu/ft ² | \$589.76 | \$4.369 /CCF | \$0.006 /ft ² |
| SEWER | 63.00 CCF | | | \$602.63 | \$9.566 /CCF | \$0.006 /ft ² |
| WATER | 648.00 CCF | | | \$3,017.32 | \$4.656 /CCF | \$0.032 /ft ² |
| Totals: | | 137,480 Kbtu | 1.487 Kbtu/ft² | \$14,110.87 | | |

Energy

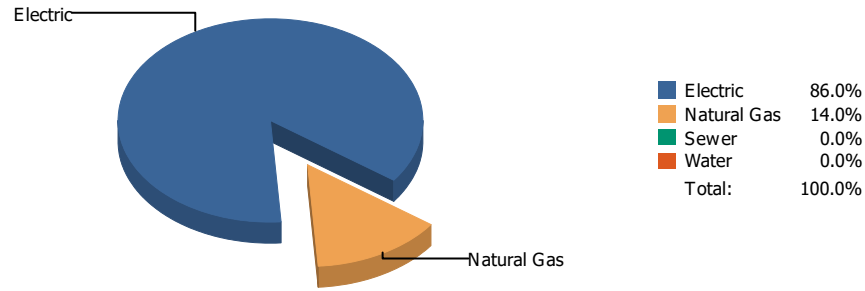


Cost

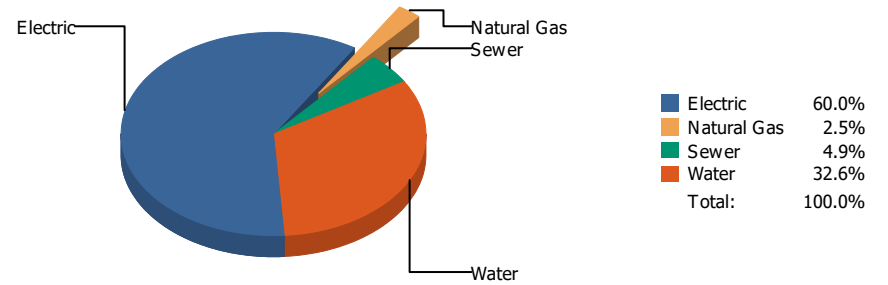


| Commodity | Common Use | Energy Use | Energy Use / Area | Total Cost | Cost / Unit | Cost / Area |
|--|---------------|---------------------|----------------------------------|-------------------|--------------|--------------------------|
| Place: [WIGGS] WIGGS MIDDLE SCHOOL 052 [BUILDING] | | | | | | |
| Area: 110,689 ft² | | | | | | |
| Billing Period: Jul 2024 | | | | | | |
| ELECTRIC | 30,957.00 kWh | 105,625 Kbtu | 0.954 Kbtu/ft ² | \$5,613.43 | \$0.181 /kWh | \$0.051 /ft ² |
| NATURALGAS | 0.00 CCF | 0 Kbtu | 0.000 Kbtu/ft ² | \$252.32 | \$0.000 /CCF | \$0.002 /ft ² |
| WATER | 322.00 CCF | | | \$1,785.70 | \$5.546 /CCF | \$0.016 /ft ² |
| Totals: | | 105,625 Kbtu | 0.954 Kbtu/ft² | \$7,651.45 | | |

Energy

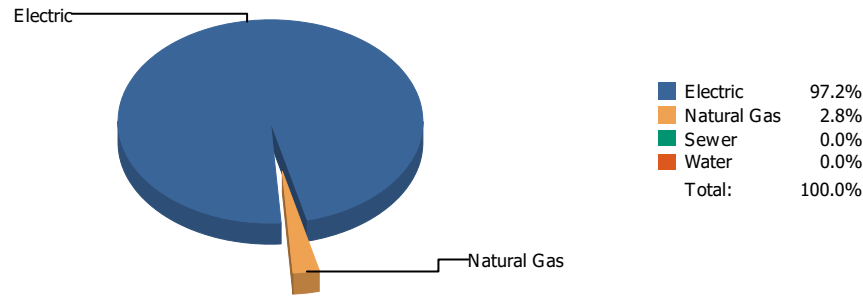


Cost

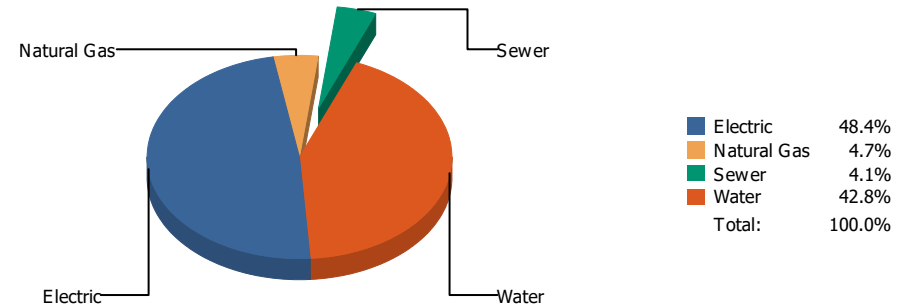


| Commodity | Common Use | Energy Use | Energy Use / Area | Total Cost | Cost / Unit | Cost / Area |
|--|---------------|---------------------|----------------------------------|--------------------|---------------|--------------------------|
| Place: [YOUNG/WOMENS/ACADEMY/1] YOUNG WOMENS ACADEMY [BUILDING] | | | | | | |
| Area: 133,779 ft² | | | | | | |
| Billing Period: Jul 2024 | | | | | | |
| ELECTRIC | 69,907.00 kWh | 238,523 Kbtu | 1.783 Kbtu/ft ² | \$11,836.01 | \$0.169 /kWh | \$0.088 /ft ² |
| NATURALGAS | 375.00 CCF | 38,850 Kbtu | 0.290 Kbtu/ft ² | \$488.76 | \$1.303 /CCF | \$0.004 /ft ² |
| SEWER | 92.00 CCF | | | \$965.88 | \$10.499 /CCF | \$0.007 /ft ² |
| WATER | 1,392.00 CCF | | | \$6,439.20 | \$4.626 /CCF | \$0.048 /ft ² |
| Totals: | | 277,373 Kbtu | 2.073 Kbtu/ft² | \$19,729.85 | | |

Energy



Cost



| Commodity | Common Use | Energy Use | Energy Use / Area | Total Cost | Cost / Unit | Cost / Area |
|--|---------------|--------------------|----------------------------------|-------------------|---------------|--------------------------|
| Place: [ZAVALA] ZAVALA ELEMENTARY SCHOOL 148 [BUILDING] | | | | | | |
| Area: 53,356 ft² | | | | | | |
| Billing Period: Jul 2024 | | | | | | |
| ELECTRIC | 20,293.00 kWh | 69,240 Kbtu | 1.298 Kbtu/ft ² | \$3,660.49 | \$0.180 /kWh | \$0.069 /ft ² |
| NATURALGAS | 19.00 CCF | 1,968 Kbtu | 0.037 Kbtu/ft ² | \$357.42 | \$18.812 /CCF | \$0.007 /ft ² |
| SEWER | 34.00 CCF | | | \$311.14 | \$9.151 /CCF | \$0.006 /ft ² |
| WATER | 460.00 CCF | | | \$3,237.66 | \$7.038 /CCF | \$0.061 /ft ² |
| Totals: | | 71,208 Kbtu | 1.335 Kbtu/ft² | \$7,566.71 | | |

Requested by: eagarci2

Client version:

Report version: 9

Filters: Meters in Building Name: Not one of ZACH WHITE MODULAR SCHOOL 147;START SCHOOL EARLY 1 DAY VALUE;STADIUM RATE CHANGES;SKY PARK IB1;SKY PARK I 200;SKY PARK;ROOSEVELT 137;REMCON COTTAGES;PARKDALE COTTAGES 957;NORTHEAST BOOK DEPOSITORY 814;NEW COMPUTERS SINCE JUNE 1990;Lighting;CANYON HILLS PORTABLES;Butterfield Trail Warehouse;BRANON COTTAGES 955;BLUE FLAME BLDG.;BARCELONA COTTAGES;ALL REFUNDS AND REBATES; ; Bill is Void Equals 0; Account is Active Equals 1; Bill is from External Vendor Equals 1; ; Billing Period Equals Jul 2024

Record count: 0